


Deloitte.

500TM

Technology Fast 500
2021 NORTH AMERICA




2021 Technology Fast 500
Recognizing growth and innovation

Contents



About the Deloitte Technology Fast 500



Unpredictable shifts. Consistent innovation.

Even for experienced trailblazers, 2020 proved to be especially challenging—and unprecedented. Myriad obstacles brought on by the pandemic often made even business as usual a challenge. But while the way forward was uncertain, your dedication to innovation remained both fearless and undeterred. We applaud both your achievements and your ability to forge new paths forward.

And you're not alone. Now in its 27th year, the Deloitte Technology Fast 500 is the leading technology innovation awards program in the United States and Canada, celebrating technological advancement, entrepreneurship, and resilience. Fast 500 companies – large and small, public and private – are leaders in hardware, software, telecom, semiconductors, and emerging areas such as energy technology. And while they span a variety of industry sectors, they're all pushing the boundaries of what's possible and changing the way we live, work, and play in the process.

Selection and qualifying criteria

Technology Fast 500 provides a ranking of the fastest-growing technology, media, telecommunications, life sciences, fintech, and energy tech companies. Technology Fast 500 award winners for 2021 are selected based on percentage fiscal year revenue growth during the period from 2017 to 2020.

In order to be eligible for Technology Fast 500 recognition, companies must own proprietary intellectual property or proprietary technology, which must be sold to customers in products or services that contribute to a majority of the company's operating revenues. Companies must have base-year operating revenues of at least US\$50,000 and current-year operating revenues of at least US\$5 million. Additionally, companies must be in business for a minimum of four years and be headquartered within North America.

This ranking is compiled from applications submitted directly to the Technology Fast 500 website, and public company database research conducted by Deloitte LLP.

Program information

If you would like to learn more about the Technology Fast 500 program, please register [here](#) to receive email alerts. To download a copy of 2021 rankings go to: www.Fast500.com.

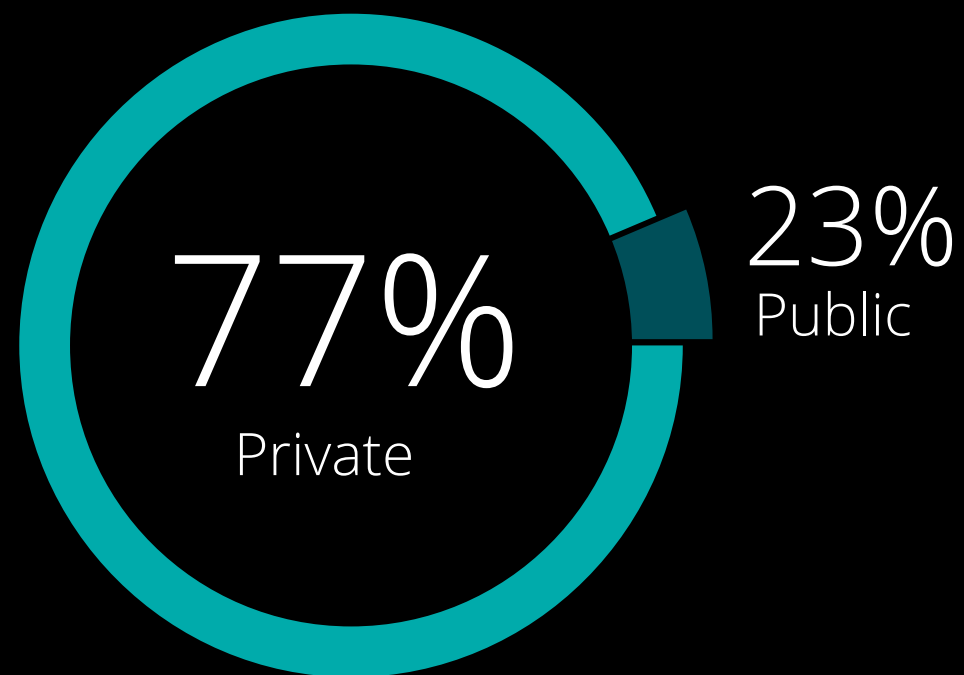
The top ten

| Rank | Company name | Primary industry | % Growth | City | St./Prov. | CEO name |
|------|----------------------------------|------------------------------|----------|--------------|-----------|-------------------|
| 1 | Axonics, Inc. | Medical devices | 87,037% | Irvine | CA | Raymond W. Cohen |
| 2 | GetUpside | Software & SaaS | 60,259% | Washington | DC | Alex Kinnier |
| 3 | Attentive | Software & SaaS | 49,155% | Hoboken | NJ | Brian Long |
| 4 | Shipwell | Software & SaaS | 32,670% | Austin | TX | Gregory Price |
| 5 | Snapcommerce | Software & SaaS | 32,526% | Toronto | ON | Hussein Fazal |
| 6 | Coherus BioSciences, Inc. | Biotechnology/pharmaceutical | 30,480% | Redwood City | CA | Dennis M. Lanfear |
| 7 | Drift | Software & SaaS | 29,400% | Boston | MA | David Cancel |
| 8 | Nufabrx | Biotechnology/pharmaceutical | 22,957% | Conover | NC | Jordan Schindler |
| 9 | VirnetX Holding Corp. | Software & SaaS | 19,463% | Zephyr Cove | NV | Kendall Larsen |
| 10 | Banyan Software | Software & SaaS | 18,309% | Atlanta | GA | David Berkal |

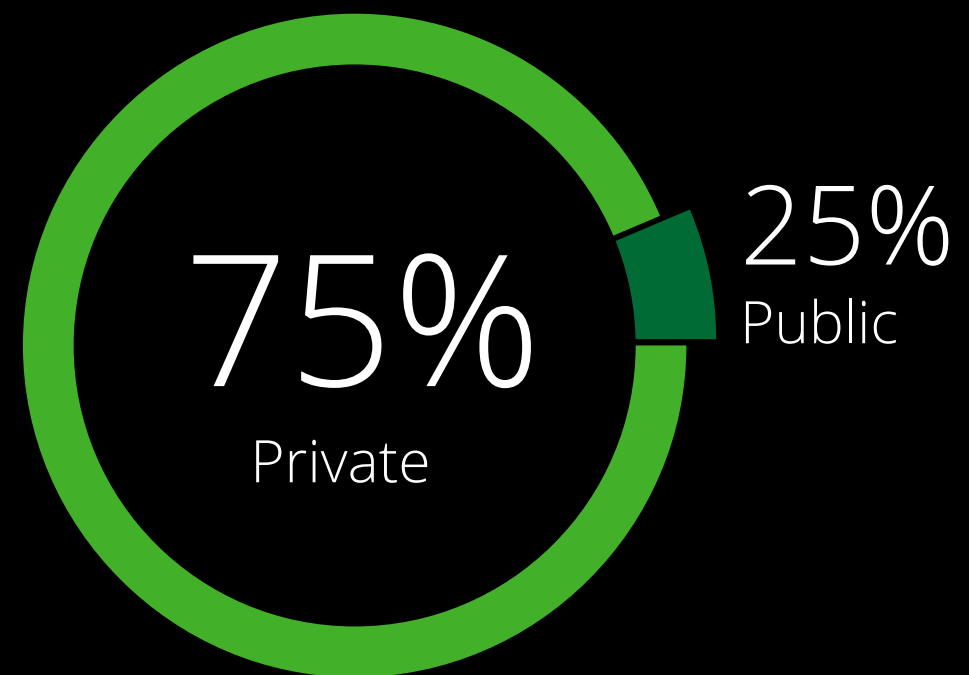
By the numbers

Private vs. public

Percentage
of companies

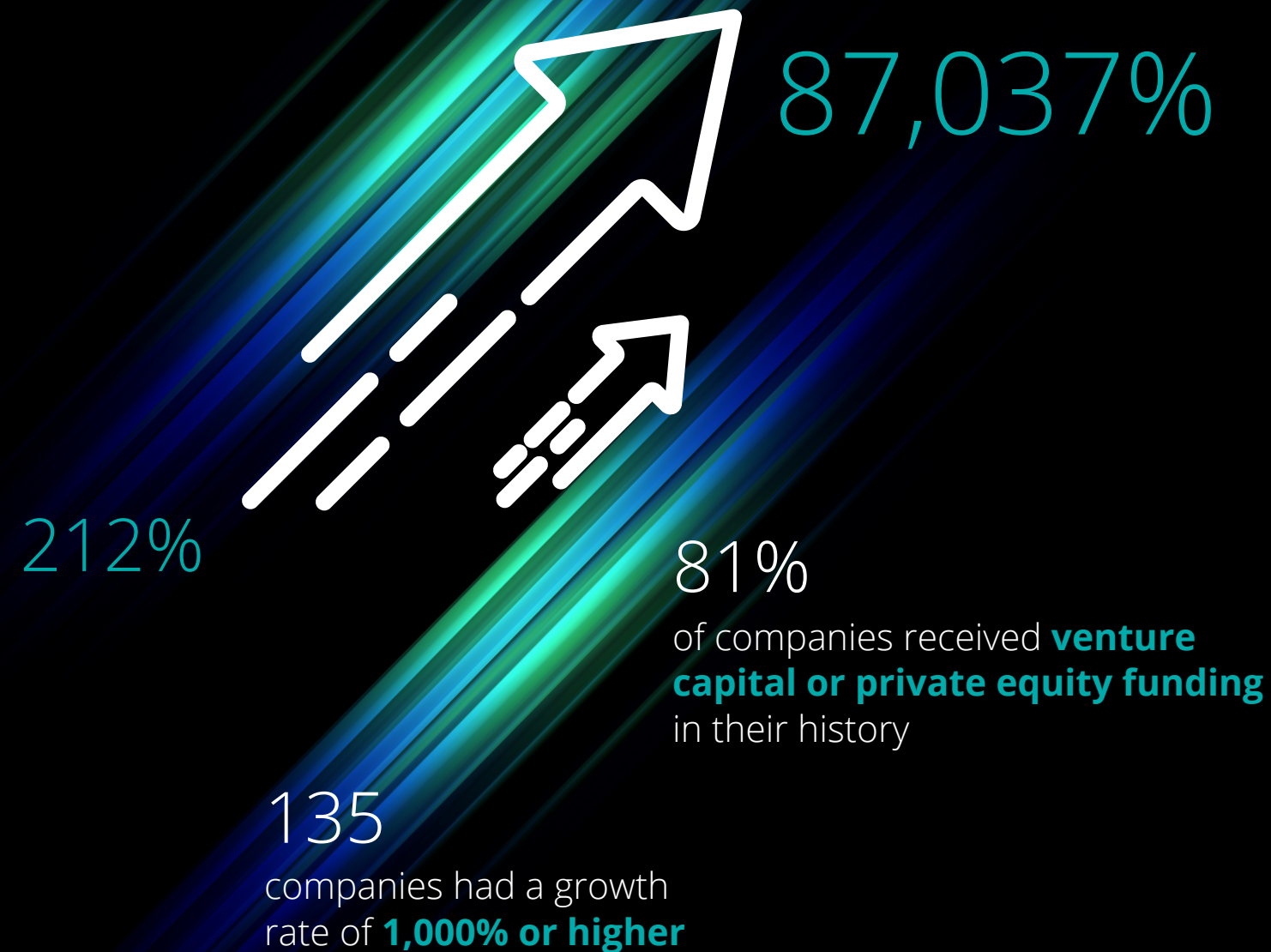


Top 100
companies



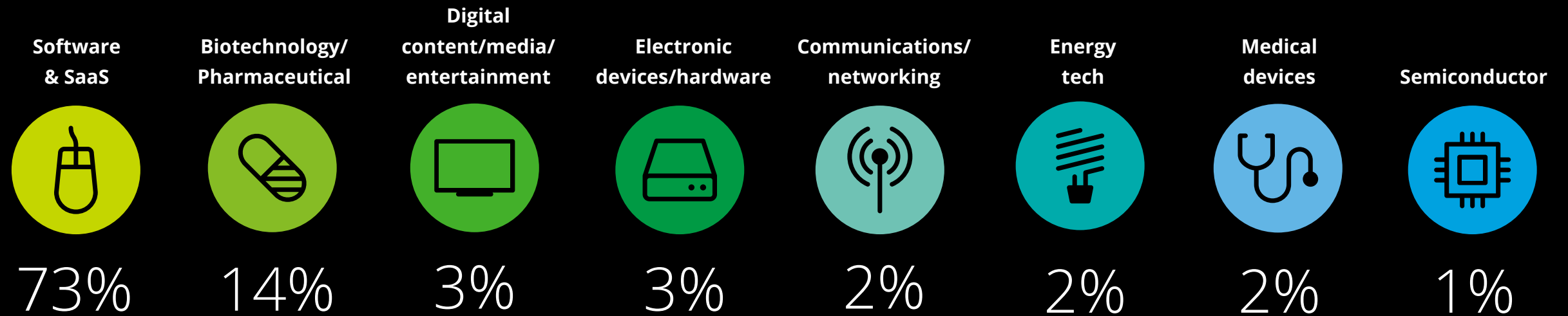
By the numbers (cont.)

3-year growth rate



By the numbers (cont.)

Winners by industry

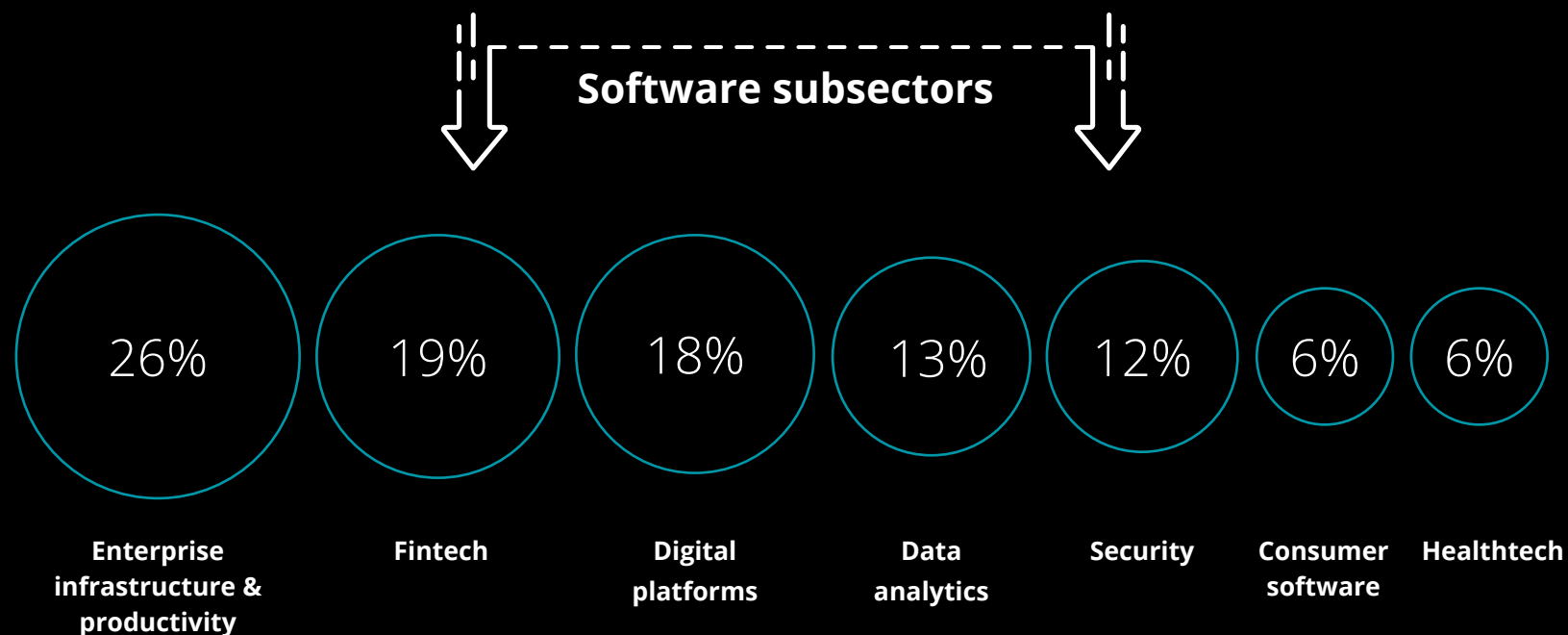


By the numbers (cont.)

Software remains the leading industry with

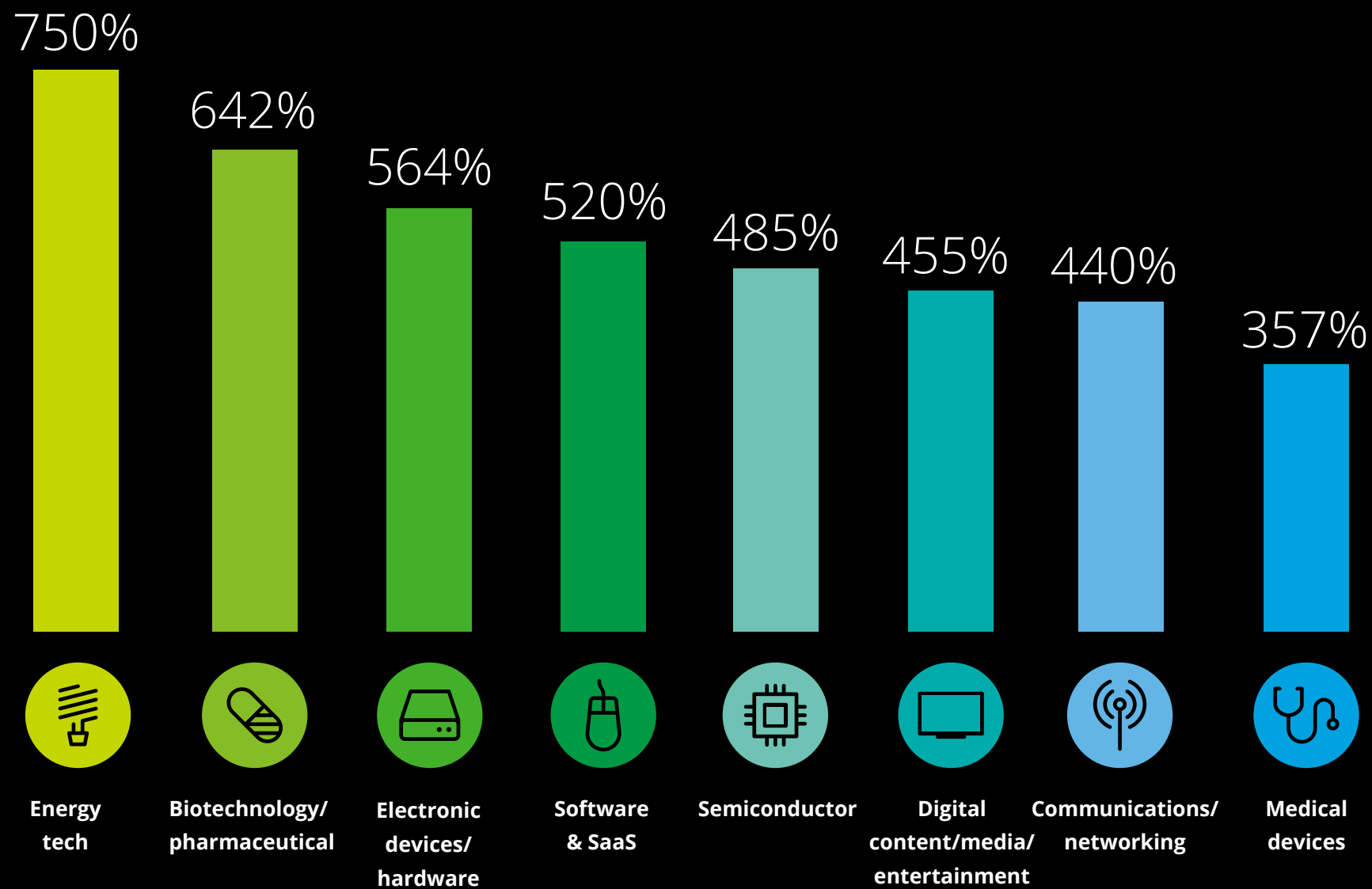
368
companies

And is on the rise with a **2% increase** from last year



By the numbers (cont.)

3-year median percentage growth rate—by industry



By the numbers (cont.)


2021 Technology Fast 500 companies—by company headquarters




The list

The following listing has been sorted by industry and rank. To view the list by overall ranking, visit www.Fast500.com.


Ranking determined based on a tenth of a percentile.

|  Biotechnology/pharmaceutical | | | | | |
|---|--|----------|---------------------|-----------|----------------------|
| Rank | Company name | % Growth | City | St./Prov. | CEO name |
| 6 | Coherus BioSciences, Inc. | 30,480% | Redwood City | CA | Dennis M. Lanfear |
| 8 | Nufabrx | 22,957% | Conover | NC | Jordan Schindler |
| 11 | Dicerna Pharmaceuticals, Inc. | 15,852% | Lexington | MA | Douglas M. Fambrough |
| 14 | Cara Therapeutics, Inc. | 14,728% | Stamford | CT | Derek T. Chalmers |
| 15 | Regulus Therapeutics, Inc. | 13,797% | San Diego | CA | Joseph Patrick Hagan |
| 17 | Adamas Pharmaceuticals, Inc. | 13,009% | Emeryville | CA | Neil McFarlane |
| 22 | Ultragenyx Pharmaceutical, Inc. | 10,276% | Novato | CA | Emil D. Kakkis |
| 30 | AbCellera | 6,562% | Vancouver | BC | Carl Hansen |
| 35 | Revance Therapeutics, Inc. | 5,749% | Nashville | TN | Mark J. Foley |
| 38 | Arcus Biosciences, Inc. | 5,386% | Hayward | CA | Terry J. Rosen |
| 51 | Pulmatrix, Inc. | 3,671% | Lexington | MA | Ted Raad |
| 52 | Blueprint Medicines Corp. | 3,605% | Cambridge | MA | Jeffrey W. Albers |
| 70 | Vir Biotechnology, Inc. | 2,383% | San Francisco | CA | George Scangos |
| 71 | Harpoon Therapeutics, Inc. | 2,364% | South San Francisco | CA | Gerald McMahon |
| 74 | Rigel Pharmaceuticals, Inc. | 2,322% | South San Francisco | CA | Raul R. Rodriguez |


The list (cont.)

|  Biotechnology/pharmaceutical | | | | | |
|---|---------------------------------------|----------|---------------------|-----------|---------------------------|
| Rank | Company name | % Growth | City | St./Prov. | CEO name |
| 80 | Fulgent Genetics, Inc. | 2,152% | Temple City | CA | Ming Hsieh |
| 82 | vTv Therapeutics, Inc. | 2,104% | High Point | NC | Stephen L. Holcombe |
| 85 | Catalyst Biosciences, Inc. | 1,958% | South San Francisco | CA | Nassim Usman |
| 98 | Voyager Therapeutics, Inc. | 1,588% | Cambridge | MA | Michael J. Higgins |
| 106 | REGENXBIO, Inc. | 1,387% | Rockville | MD | Kenneth T. Mills |
| 115 | Embark | 1,274% | Boston | MA | Ryan Boyko |
| 124 | Abeona Therapeutics, Inc. | 1,095% | New York | NY | Michael Amoroso |
| 138 | Collegium Pharmaceutical, Inc. | 989% | Stoughton | MA | Joseph J. Ciaffoni |
| 140 | Radius Health, Inc. | 979% | Boston | MA | G. Kelly Martin |
| 150 | Siga Technologies, Inc. | 918% | New York | NY | Phillip Louis Gomez |
| 165 | Ocular Therapeutix, Inc. | 805% | Bedford | MA | Antony Charles Mattessich |
| 171 | Assembly Biosciences, Inc. | 777% | South San Francisco | CA | John G. McHutchison |
| 178 | Aytu Biopharma, Inc. | 758% | Englewood | CO | Josh Disbrow |
| 183 | KalVista Pharmaceuticals, Inc. | 744% | Cambridge | MA | Andrew Crockett |
| 185 | Twist Bioscience | 737% | South San Francisco | CA | Emily Leproust |

The list (cont.)

|  Biotechnology/pharmaceutical | | | | | |
|---|-----------------------------------|----------|---------------------|-----------|-------------------|
| Rank | Company name | % Growth | City | St./Prov. | CEO name |
| 191 | Vive Crop Protection | 722% | Mississauga | ON | Darren Anderson |
| 193 | Puma Biotechnology, Inc. | 713% | Los Angeles | CA | Alan H. Auerbach |
| 207 | Fate Therapeutics, Inc. | 666% | San Diego | CA | Scott Wolchko |
| 208 | Emulate, Inc. | 664% | Boston | MA | Jim Corbett |
| 211 | AnaptysBio, Inc. | 650% | San Diego | CA | Hamza Suria |
| 216 | Alector, Inc. | 635% | South San Francisco | CA | Arnon Rosenthal |
| 220 | Bluebird Bio, Inc. | 608% | Cambridge | MA | Andrew Obenshain |
| 221 | Amicus Therapeutics, Inc. | 606% | Philadelphia | PA | John F. Crowley |
| 230 | Acceleron Pharma, Inc. | 586% | Cambridge | MA | Habib J. Dable |
| 235 | Editas Medicine, Inc. | 561% | Cambridge | MA | James C. Mullen |
| 241 | Molecular Templates, Inc. | 549% | Austin | TX | Eric E. Poma |
| 247 | Genexa | 526% | Atlanta | GA | David Johnson |
| 270 | Guardant Health, Inc. | 475% | Redwood City | CA | Helmy A. Eltoukhy |
| 279 | Alastin Skincare, Inc. | 465% | Carlsbad | CA | Diane Goostree |
| 281 | Exact Sciences Corporation | 461% | Madison | WI | Kevin T. Conroy |

The list (cont.)

|  Biotechnology/pharmaceutical | | | | | |
|---|---------------------------------------|----------|---------------------|-----------|---------------------|
| Rank | Company name | % Growth | City | St./Prov. | CEO name |
| 284 | MannKind Corp. | 455% | Westlake Village | CA | Michael E. Castagna |
| 289 | Alnylam Pharmaceuticals, Inc. | 448% | Cambridge | MA | John M. Maraganore |
| 291 | good natured Products Inc. | 441% | Vancouver | BC | Paul Antoniadis |
| 296 | Rapid Novor Inc. | 422% | Kitchener | ON | Mingjie Xie |
| 299 | AscellaHealth | 417% | Berwyn | PA | Dea Belazi |
| 308 | EmpiRx Health | 403% | Montvale | NJ | Karthik Ganesh |
| 327 | Agios Pharmaceuticals, Inc. | 372% | Cambridge | MA | Jacquelyn A. Fouse |
| 334 | AeroSafe Global | 362% | Rochester | NY | Jay McHarg |
| 338 | VYNE Therapeutics, Inc. | 358% | Bridgewater | NJ | David Domzalski |
| 339 | EyePoint Pharmaceuticals, Inc. | 357% | Watertown | MA | Nancy S. Lurker |
| 342 | Seagen Inc. | 351% | Bothell | WA | Clay B. Siegall |
| 353 | BioLife Solutions, Inc. | 336% | Bothell | WA | Mike Rice |
| 364 | 10x Genomics | 320% | Pleasanton | CA | Serge Saxonov |
| 371 | Cytokinetics, Inc. | 318% | South San Francisco | CA | Robert I. Blum |
| 390 | CareDx, Inc. | 298% | South San Francisco | CA | Reginald Seeto |

The list (cont.)

|  Biotechnology/pharmaceutical | | | | | |
|---|--------------------------------------|----------|------------|-----------|---------------------|
| Rank | Company name | % Growth | City | St./Prov. | CEO name |
| 393 | Clinical Ink | 293% | Horsham | PA | Ed Seguine |
| 402 | Athenex, Inc. | 288% | Buffalo | NY | Johnson Y.N. Lau |
| 413 | Quanterix Corp. | 278% | Billerica | MA | E. Kevin Hrusovsky |
| 418 | TherapeuticsMD, Inc. | 275% | Boca Raton | FL | Robert G. Finizio |
| 419 | Precision BioSciences, Inc. | 275% | Durham | NC | Matt Kane |
| 441 | Acadia Pharmaceuticals, Inc. | 254% | San Diego | CA | Stephen R. Davis |
| 446 | Sarepta Therapeutics, Inc. | 249% | Cambridge | MA | Douglas S. Ingram |
| 455 | Paratek Pharmaceuticals, Inc. | 245% | Boston | MA | Evan Loh |
| 485 | Sangamo Therapeutics, Inc. | 223% | Brisbane | CA | Alexander D. Macrae |
| 499 | Veru Inc. | 212% | Miami | FL | Mitchell Steiner |

The list (cont.)



Communications/networking

| Rank | Company name | % Growth | City | St./Prov. | CEO name |
|------|--------------------------------|----------|---------------|-----------|-------------------|
| 42 | Discord | 4,727% | San Francisco | CA | Jason Citron |
| 76 | Centripetal | 2,252% | Reston | VA | Steven Rogers |
| 157 | Aligned | 870% | Plano | TX | Andrew Schaap |
| 226 | QOS Networks | 594% | Irvine | CA | Frank Cittadino |
| 271 | InnoCaption | 474% | Buena Park | CA | Joseph Lee |
| 305 | Compass Datacenters | 406% | Dallas | TX | Chris Crosby |
| 319 | Sangoma Technologies | 383% | Markham | ON | William Wignall |
| 361 | MacStadium | 327% | Atlanta | GA | Gregory McGraw |
| 445 | Salute Mission Critical | 250% | Clinton Twp | MI | Jason Okroy |
| 495 | ATSG | 219% | New York | NY | Anthony D'Ambrosi |

The list (cont.)

|  Digital content/media/entertainment | | | | | |
|---|-----------------------------------|----------|--------------|-----------|--|
| Rank | Company name | % Growth | City | St./Prov. | CEO name |
| 84 | SolarLeadFactory | 1,966% | Sheridan | WY | Clayton Cornell |
| 100 | HAAWK, Inc. | 1,570% | Studio City | CA | Ryan Born |
| 144 | Talent.com | 954% | Montréal | QC | Lucas Martinez/Maxime Droux/ Benjamin Phillon |
| 246 | LiveBarn Inc. | 527% | Montréal | QC | Farrel Miller |
| 258 | Socialive | 500% | El Segundo | CA | David Moricca |
| 260 | Influence Mobile | 498% | Kirkland | WA | Daniel Todd |
| 262 | Adapex | 497% | New York | NY | Debra Fleenor |
| 280 | InMarket | 463% | Culver City | CA | Todd Dipaola |
| 283 | Blackbird Interactive Inc. | 455% | Vancouver | BC | Rob Cunningham |
| 356 | Wavo.me Inc. | 332% | Montréal | QC | Conor Clarke |
| 409 | Clutch | 282% | Washington | DC | Michael Beares |
| 414 | Sift Media | 277% | Durham | NC | Jud Bowman |
| 449 | Health Union | 247% | Philadelphia | PA | Olivier Chateau |
| 450 | Roku, Inc. | 247% | San Jose | CA | Anthony J. Wood |
| 472 | AdCellerant | 231% | Denver | CO | Brock Berry |

The list (cont.)

Digital content/media/entertainment

| Rank | Company name | % Growth | City | St./Prov. | CEO name |
|------|--------------------------|----------|-----------|-----------|----------------|
| 477 | TechnologyAdvice | 228% | Nashville | TN | Rob Bellenfant |
| 487 | Prodigy Education | 223% | Oakville | ON | Rohan Mahimker |

Electronic devices/hardware

| Rank | Company name | % Growth | City | St./Prov. | CEO name |
|------|---------------------------|----------|---------------|-----------|-------------------|
| 47 | Pela | 3,910% | Kelowna | BC | Matthew Bertulli |
| 61 | Therabody | 2,742% | Los Angeles | CA | Benjamin Nazarian |
| 68 | CRG Automation | 2,473% | Louisville | KY | James DeSmet |
| 87 | Nanit | 1,897% | New York | NY | Sarah Dorsett |
| 130 | 14th Round Inc. | 1,049% | Los Angeles | CA | Jeremy Green |
| 195 | Food Cycle Science | 713% | Ottawa | ON | Bradley Crepeau |
| 202 | Vyvo | 679% | San Francisco | CA | Seán McVeigh |
| 209 | Mason | 658% | Seattle | WA | Nancy Xiao |
| 215 | Overwatch Imaging | 635% | Hood River | OR | Greg Davis |
| 263 | Eddyfi/NDT | 494% | Québec | QC | Martin Thériault |

The list (cont.)



Electronic devices/hardware

| Rank | Company name | % Growth | City | St./Prov. | CEO name |
|------|-----------------------------------|----------|------------|-----------|---------------|
| 303 | Aterian | 409% | New York | NY | Yaniv Sarig |
| 307 | Eagle Eye Networks | 403% | Austin | TX | Dean Drako |
| 332 | CoolIT Systems | 364% | Calgary | AB | Steven Walton |
| 355 | Wahoo Fitness | 333% | Atlanta | GA | Mike Saturnia |
| 466 | Clear Touch Interactive | 236% | Greenville | SC | Keone Trask |
| 480 | Newline Interactive | 226% | Allen | TX | Kevin Wang |
| 483 | Avidbots | 225% | Kitchener | ON | Faizan Sheikh |
| 488 | LUMINOR Environmental Inc. | 223% | Guelph | ON | Myron Lupal |



Energy tech

| Rank | Company name | % Growth | City | St./Prov. | CEO name |
|------|---------------------------------|----------|---------------|-----------|-------------------|
| 31 | Enercross | 6,230% | Houston | TX | Jay Bhatti |
| 37 | Voltus, Inc. | 5,457% | San Francisco | CA | Gregg Dixon |
| 72 | Stromcore Energy Inc. | 2,360% | Mississauga | ON | Maxime Vidricaire |
| 173 | Arcadia | 771% | Washington | DC | Kiran Bhatraju |
| 190 | Biktrix Enterprises Inc. | 728% | Saskatoon | SK | Roshan Thomas |

The list (cont.)

Energy tech

| Rank | Company name | % Growth | City | St./Prov. | CEO name |
|------|-------------------------|----------|-----------|-----------|----------------|
| 198 | SkySpecs | 692% | Ann Arbor | MI | Danny Ellis |
| 372 | FLO AddEnergie | 317% | Québec | QC | Louis Tremblay |
| 436 | Hifi | 264% | Calgary | AB | Steven Koles |

Medical devices

| Rank | Company name | % Growth | City | St./Prov. | CEO name |
|------|-----------------------------------|----------|---------------|-----------|-------------------|
| 1 | Axonics, Inc. | 87,037% | Irvine | CA | Raymond W. Cohen |
| 261 | Quidel Corp. | 498% | San Diego | CA | Douglas C. Bryant |
| 287 | One Drop | 450% | New York | NY | Jeff Dachis |
| 333 | Tandem Diabetes Care, Inc. | 364% | San Diego | CA | John F. Sheridan |
| 344 | MedShift | 350% | Charlotte | NC | Brian Phillips |
| 384 | Inspire Medical Systems | 304% | Golden Valley | MN | Tim Herbert |
| 459 | Zynex Medical | 242% | Englewood | CO | Thomas Sandgaard |
| 468 | TransMedics Group, Inc. | 234% | Andover | MA | Waleed Hassanein |

The list (cont.)


Semiconductor

| Rank | Company name | % Growth | City | St./Prov. | CEO name |
|------|--------------|----------|--------|-----------|------------|
| 266 | GaN Systems | 485% | Ottawa | ON | Jim Witham |

Software & SaaS

| Rank | Company name | % Growth | City | St./Prov. | CEO name |
|------|-----------------------|----------|--------------|-----------|-------------------------|
| 2 | GetUpside | 60,259% | Washington | DC | Alex Kinnier |
| 3 | Attentive | 49,155% | Hoboken | NJ | Brian Long |
| 4 | Shipwell | 32,670% | Austin | TX | Gregory Price |
| 5 | Snapcommerce | 32,526% | Toronto | ON | Hussein Fazal |
| 7 | Drift | 29,400% | Boston | MA | David Cancel |
| 9 | VirnetX Holding Corp. | 19,463% | Zephyr Cove | NV | Kendall Larsen |
| 10 | Banyan Software | 18,309% | Atlanta | GA | David Berkal |
| 12 | Maple | 15,315% | Toronto | ON | Brett Belchetz |
| 13 | Sure | 15,232% | Santa Monica | CA | Wayne Slavin |
| 16 | Mistplay Inc. | 13,171% | Montréal | QC | Henri-Charles Machalani |
| 18 | Expel | 12,858% | Herndon | VA | Dave Merkel |

The list (cont.)

|  Software & SaaS | | | | | | |
|--|-----------------------------|----------|----------------|-----------|--------------------|--|
| Rank | Company name | % Growth | City | St./Prov. | CEO name | |
| 19 | Truebill | 11,910% | Silver Spring | MD | Haroon Mokhtarzada | |
| 20 | Apollo GraphQL | 11,694% | San Francisco | CA | Geoff Schmidt | |
| 21 | Medly Pharmacy | 11,210% | Brooklyn | NY | Marg Patel | |
| 23 | Greenlight | 9,538% | Atlanta | GA | Tim Sheehan | |
| 24 | Alloy | 9,094% | New York | NY | Tommy Nicholas | |
| 25 | Armis | 8,826% | Palo Alto | CA | Yevgeny Dibrov | |
| 26 | L7 Informatics, Inc. | 8,288% | Austin | TX | Vasu Rangadass | |
| 27 | BigID | 7,886% | New York | NY | Dimitri Sirota | |
| 28 | Deep Instinct | 7,199% | New York | NY | Guy Caspi | |
| 29 | OJO Labs | 6,743% | Austin | TX | John Berkowitz | |
| 32 | Balbix | 6,147% | San Jose | CA | Gaurav Banga | |
| 33 | Pilot | 6,042% | San Francisco | CA | Waseem Daher | |
| 34 | Branch | 6,014% | Minneapolis | MN | Atif Siddiqi | |
| 36 | Kenect | 5,699% | Pleasant Grove | UT | Shaun Sorensen | |
| 39 | Bolt | 5,326% | San Francisco | CA | Ryan Breslow | |

The list (cont.)

Software & SaaS

| Rank | Company name | % Growth | City | St./Prov. | CEO name |
|------|-------------------------------|----------|---------------|-----------|--------------------|
| 40 | Bolt Logistics | 4,990% | Toronto | ON | Mark Ang |
| 41 | ApplyBoard | 4,921% | Kitchener | ON | Martin Basiri |
| 43 | Even | 4,154% | Oakland | CA | David Baga |
| 44 | Dialogue | 4,076% | Montréal | QC | Cherif Habib |
| 45 | Dragos | 4,052% | Hanover | MD | Robert M. Lee |
| 46 | Instabase | 4,038% | San Francisco | CA | Anant Bhardwaj |
| 48 | Gong | 3,907% | Palo Alto | CA | Amit Bendov |
| 49 | Sales Boomerang | 3,882% | Owings Mills | MD | Alex Kutsishin |
| 50 | SurgePays, Inc. | 3,705% | Bartlett | TN | Brian Cox |
| 53 | Bitbuy | 3,266% | Toronto | ON | Jordan Anderson |
| 54 | Flexiti Financial | 3,143% | Toronto | ON | Peter Kalen |
| 55 | OneTrust | 3,080% | Atlanta | GA | Kabir Barday |
| 56 | Noom | 3,052% | New York | NY | Saeju Jeong |
| 57 | mCloud Technologies | 3,003% | Vancouver | BC | Russ McMeekin |
| 58 | iLearningEngines, Inc. | 2,909% | Bethesda | MD | Harish Chidambaran |

The list (cont.)

Software & SaaS

| Rank | Company name | % Growth | City | St./Prov. | CEO name |
|------|------------------------|----------|---------------|-----------|--------------------|
| 59 | Leap Tools | 2,888% | Toronto | ON | Pawel Rajszel |
| 60 | Samsara | 2,828% | San Francisco | CA | Sanjit Biswas |
| 62 | Semperis | 2,723% | Hoboken | NJ | Mickey Bresman |
| 63 | Beam Dental | 2,702% | Columbus | OH | Alex Frommeyer |
| 64 | AnyClip | 2,518% | New York | NY | Gil Becker |
| 65 | Maxwell | 2,513% | Denver | CO | John Paasonen |
| 66 | Splitit | 2,486% | New York | NY | John Harper |
| 67 | AppZen | 2,477% | San Jose | CA | Anant Kale |
| 69 | Claroty | 2,399% | New York | NY | Yaniv Vardi |
| 73 | Ada | 2,334% | Toronto | ON | Mike Murchison |
| 75 | EarnUp Inc. | 2,308% | San Francisco | CA | Nadim Homsany |
| 77 | Propel | 2,207% | Santa Clara | CA | Ray Hein |
| 78 | Coinme | 2,198% | Seattle | WA | Neil Bergquist |
| 79 | Nozomi Networks | 2,185% | San Francisco | CA | Edgard Capdevielle |
| 81 | League | 2,126% | Toronto | ON | Michael Serbinis |

The list (cont.)

Software & SaaS


| Rank | Company name | % Growth | City | St./Prov. | CEO name |
|------|--------------------------|----------|-----------------|-----------|-------------------|
| 83 | Arkose Labs, Inc. | 2,010% | San Francisco | CA | Kevin Gosschalk |
| 86 | Paradox, Inc. | 1,956% | Scottsdale | AZ | Aaron Matos |
| 88 | Traliant | 1,894% | Manhattan Beach | CA | John Arendes |
| 89 | OneSignal | 1,852% | San Mateo | CA | George Deglin |
| 90 | LinkSquares | 1,805% | Boston | MA | Vishal Sunak |
| 91 | MOLOCO | 1,797% | Redwood City | CA | Ikkjin Ahn |
| 92 | Gravy Analytics | 1,768% | Dulles | VA | Jeff White |
| 93 | LeaseQuery | 1,735% | Atlanta | GA | George Azih |
| 94 | YouAppi | 1,730% | Palo Alto | CA | Moshe Vaknin |
| 95 | AlayaCare | 1,715% | Montréal | QC | Adrian Schauer |
| 96 | Shiftsmart | 1,649% | New York | NY | Aakash Kumar |
| 97 | Premise Data | 1,623% | San Francisco | CA | Maurly Blackman |
| 99 | Workspot | 1,571% | Campbell | CA | Amitabh Sinha |
| 101 | Latch | 1,568% | New York | NY | Luke Schoenfelder |
| 102 | Yieldstreet | 1,559% | New York | NY | Milind Mehere |

The list (cont.)


Software & SaaS

| Rank | Company name | % Growth | City | St./Prov. | CEO name |
|------|-------------------------------------|----------|------------------|-----------|------------------|
| 103 | DataRobot | 1,557% | Boston | MA | Dan Wright |
| 104 | Kong Inc. | 1,519% | San Francisco | CA | Augusto Marietti |
| 105 | Rhythm Management Group Corp | 1,390% | Rockville | MD | Rhonda Bray |
| 107 | Awardco | 1,379% | Provo | UT | Steve Sonnenberg |
| 108 | Text Request | 1,355% | Chattanooga | TN | Brian Elrod |
| 109 | ShipMonk | 1,350% | Fort Lauderdale | FL | Jan Bednar |
| 110 | InstaMortgage | 1,331% | San Jose | CA | Shashank Shekhar |
| 111 | Branch Metrics Inc. | 1,313% | Redwood City | CA | Alex Austin |
| 112 | LogDNA | 1,293% | Mountain View | CA | Tucker Callaway |
| 113 | Kyyba Tech | 1,281% | Farmington Hills | MI | Thiru Ganesan |
| 114 | Vercel | 1,277% | San Francisco | CA | Guillermo Rauch |
| 116 | Wisely | 1,267% | Ann Arbor | MI | Mike Vichich |
| 117 | Avidon Health | 1,157% | Cranford | NJ | Clark Lagemann |
| 118 | Unite Us | 1,156% | New York | NY | Dan Brillman |
| 119 | Later | 1,135% | Vancouver | BC | Roger Patterson |

The list (cont.)

|  Software & SaaS | | | | | | |
|--|---------------------------------|----------|---------------|-----------|---------------------|--|
| Rank | Company name | % Growth | City | St./Prov. | CEO name | |
| 120 | SentinelOne | 1,133% | Mountain View | CA | Tomer Weingarten | |
| 121 | HUNGRY | 1,128% | Arlington | VA | Jeff Grass | |
| 122 | Fivetran | 1,122% | Oakland | CA | George Fraser | |
| 123 | Uscreen | 1,120% | Gaithersburg | MD | PJ Taei | |
| 125 | Avanan | 1,094% | New York | NY | Gil Friedrich | |
| 126 | SingleStore | 1,086% | San Francisco | CA | Raj Verma | |
| 127 | VitalHub Corp. | 1,064% | Toronto | ON | Dan Matlow | |
| 128 | FundThrough | 1,058% | Toronto | ON | Steven Uster | |
| 129 | eXp World Holdings, Inc. | 1,052% | Bellingham | WA | Glenn Sanford | |
| 131 | liquid | 1,034% | Broomfield | CO | Sumit Puri | |
| 132 | HiredScore | 1,030% | New York | NY | Athena Karp | |
| 133 | Well Health Inc. | 1,027% | Santa Barbara | CA | Guillaume de Zwirek | |
| 134 | NationsBenefits | 1,010% | Plantation | FL | Glenn M. Parker, MD | |
| 135 | Upgrade | 1,005% | San Francisco | CA | Renaud Laplanche | |
| 136 | Outreach | 999% | Seattle | WA | Manny Medina | |

The list (cont.)


|  Software & SaaS | | | | | |
|--|--|----------|---------------|-----------|-----------------------|
| Rank | Company name | % Growth | City | St./Prov. | CEO name |
| 137 | Stax | 992% | Orlando | FL | Suneera Madhani |
| 139 | Benchling | 987% | San Francisco | CA | Sajith Wickramasekara |
| 141 | Recharge | 978% | Santa Monica | CA | Oisin O'Connor |
| 142 | Ontrak, Inc. | 973% | Santa Monica | CA | Jonathan Mayhew |
| 143 | Whatfix | 972% | San Jose | CA | Khadim Batti |
| 145 | Sigmoid | 945% | San Francisco | CA | Lokesh Anand |
| 146 | Highspot | 935% | Seattle | WA | Robert Wahbe |
| 147 | Shipfusion Inc. | 932% | Carol Stream | IL | Brandon Luft |
| 148 | XpertSea | 929% | Québec | QC | Valerie Robitaille |
| 149 | Zoom Video Communications, Inc. | 924% | San Jose | CA | Eric Yuan |
| 151 | Educative | 900% | Bellevue | WA | Fahim ul Haq |
| 152 | LogicGate | 899% | Chicago | IL | Matt Kunkel |
| 153 | Workato | 893% | Mountain View | CA | Vijay Tella |
| 154 | StackAdapt | 885% | Toronto | ON | Ildar Sharafutdinov |
| 155 | Crayon | 881% | Dallas | TX | Glenn Orcutt |

The list (cont.)


Software & SaaS

| Rank | Company name | % Growth | City | St./Prov. | CEO name |
|------|-----------------------|----------|------------------|-----------|----------------|
| 156 | Guardicore | 876% | Boston | MA | Pavel Gurvich |
| 158 | Quantum Metric | 868% | Colorado Springs | CO | Mario Ciabarra |
| 159 | Arctic Wolf | 861% | Eden Prairie | MN | Nick Schneider |
| 160 | SmartAsset | 855% | New York | NY | Michael Carvin |
| 161 | OwnBackup | 837% | Englewood Cliffs | NJ | Sam Gutmann |
| 162 | WorkBoard Inc. | 829% | Redwood City | CA | Deidre Paknad |
| 163 | Qumulo | 807% | Seattle | WA | Bill Richter |
| 164 | Accushield | 806% | Atlanta | GA | Allen Barnes |
| 166 | Flexe | 800% | Seattle | WA | Karl Siebrecht |
| 167 | HomeLight | 798% | Scottsdale | AZ | Drew Uher |
| 168 | Remesh | 789% | New York | NY | Andrew Konya |
| 169 | Socure | 783% | New York | NY | Johnny Ayers |
| 170 | PayRange | 777% | Portland | OR | Paresh Patel |
| 172 | AlertMedia | 773% | Austin | TX | Brian Cruver |
| 174 | Pendo | 767% | Raleigh | NC | Todd Olson |


The list (cont.)

|  Software & SaaS | | | | | |
|--|--------------------------------|----------|----------------|-----------|----------------------|
| Rank | Company name | % Growth | City | St./Prov. | CEO name |
| 175 | Guideline, Inc. | 763% | San Mateo | CA | Kevin Busque |
| 176 | Algo | 759% | Troy | MI | Amjad Hussain |
| 177 | Domino Data Lab | 759% | San Francisco | CA | Nick Elprin |
| 179 | XSELL Technologies | 757% | Chicago | IL | Matt Coughlin |
| 180 | Brainvire Infotech Inc. | 755% | Plano | TX | Chintan Shah |
| 181 | Onna Technologies, Inc. | 750% | New York | NY | Salim Elkhou |
| 182 | DayTwo | 744% | Walnut Creek | CA | Dave Henderson |
| 184 | FiscalNote | 739% | Washington | DC | Tim Hwang |
| 186 | Credly | 734% | New York | NY | Jonathan Finkelstein |
| 187 | Xometry | 731% | Gaithersburg | MD | Randy Altschuler |
| 188 | Filevine | 730% | Salt Lake City | UT | Ryan Anderson |
| 189 | Valsoft | 729% | Saint-Laurent | QC | Sam Youssef |
| 192 | FullStory | 715% | Atlanta | GA | Scott Voigt |
| 194 | Calendly | 713% | Atlanta | GA | Tope Awotona |
| 196 | PetalMD | 712% | Québec | QC | Patrice Gilbert |

The list (cont.)

|  Software & SaaS | | | | | |
|--|-----------------------------------|----------|---------------|-----------|---------------------|
| Rank | Company name | % Growth | City | St./Prov. | CEO name |
| 197 | AuditBoard | 694% | Cerritos | CA | Scott Arnold |
| 199 | MindTickle | 684% | San Francisco | CA | Krishna Depura |
| 200 | IntelyCare | 679% | Quincy | MA | David Coppins |
| 201 | Klaviyo | 679% | Boston | MA | Andrew Bialecki |
| 203 | o9 Solutions | 674% | Dallas | TX | Chakri Gottemukkala |
| 204 | EBlock | 674% | Toronto | ON | Jason McClenahan |
| 205 | Prove | 671% | New York | NY | Rodger Desai |
| 206 | Incorta | 670% | San Mateo | CA | Scott Jones |
| 210 | FreightWaves | 651% | Chattanooga | TN | Craig Fuller |
| 212 | Siemplify | 645% | New York | NY | Amos Stern |
| 213 | Aircall | 645% | New York | NY | Olivier Pailhes |
| 214 | CrowdStrike Holdings, Inc. | 636% | Sunnyvale | CA | George Kurtz |
| 214 | Forter | 636% | New York | NY | Michael Reitblat |
| 217 | Sightline Payments | 632% | Las Vegas | NV | Joe Pappano |
| 218 | GeoComply Solutions Inc. | 629% | Vancouver | BC | David Briggs |
| 219 | Blueshift | 616% | San Francisco | CA | Vijay Chittoor |

The list (cont.)


|  Software & SaaS | | | | | |
|--|----------------------------|----------|---------------|-----------|-----------------|
| Rank | Company name | % Growth | City | St./Prov. | CEO name |
| 222 | Fieldwire | 604% | San Francisco | CA | Yves Frinault |
| 223 | Kyligence | 604% | San Jose | CA | Luke Han |
| 224 | Freestar | 599% | Scottsdale | AZ | Kurt Donnell |
| 225 | Treez | 597% | San Francisco | CA | John Yang |
| 227 | Rescale, Inc. | 592% | San Francisco | CA | Joris Poort |
| 228 | Even Financial | 591% | New York | NY | Phillip Rosen |
| 229 | FloQast | 588% | Sherman Oaks | CA | Mike Whitmire |
| 231 | Bold Penguin | 582% | Columbus | OH | Ilya Bodner |
| 232 | Cybrary | 576% | Riverdale | MD | Kevin Hanes |
| 233 | Loopio | 569% | Toronto | ON | Zak Hemraj |
| 234 | SmartFinancial | 569% | Costa Mesa | CA | Lev Barinskiy |
| 236 | Proctorio | 554% | Scottsdale | AZ | Mike Olsen |
| 237 | Glia | 554% | New York | NY | Daniel Michaeli |
| 238 | Contrast Security | 551% | Los Altos | CA | Alan Naumann |
| 239 | Simplify Healthcare | 551% | Aurora | IL | Mohammed Vaid |

The list (cont.)

Software & SaaS

| Rank | Company name | % Growth | City | St./Prov. | CEO name |
|------|--------------------------|----------|------------------|-----------|-----------------------|
| 240 | Innovaccer Inc. | 550% | San Francisco | CA | Abhinav Shashank |
| 242 | Sysdig | 549% | San Francisco | CA | Suresh Vasudevan |
| 243 | jane.app | 536% | North Vancouver | BC | Alison Taylor |
| 244 | Sentry | 533% | San Francisco | CA | Milin Desai |
| 245 | Remitly | 529% | Seattle | WA | Matt Oppenheimer |
| 248 | Uniphore | 526% | Palo Alto | CA | Umesh Sachdev |
| 249 | Fountain | 523% | San Francisco | CA | Sean Behr |
| 250 | Vosker Technology | 521% | Victoriaville | QC | Yan Gagnon |
| 251 | MURAL | 520% | San Francisco | CA | Mariano Suarez-Battan |
| 252 | Red Canary | 520% | Denver | CO | Brian Beyer |
| 253 | Phenom | 519% | Ambler | PA | Mahe Bayireddi |
| 254 | Wellframe | 514% | Boston | MA | Jacob Sattelmair |
| 255 | ServiceTitan | 513% | Glendale | CA | Ara Mahdessian |
| 256 | Pipefy | 507% | San Francisco | CA | Alessio Alionço |
| 257 | PureSpectrum | 504% | Westlake Village | CA | Michael McCrary |

The list (cont.)

|  Software & SaaS | | | | | |
|--|------------------------------|----------|---------------|-----------|-----------------------|
| Rank | Company name | % Growth | City | St./Prov. | CEO name |
| 259 | Datadog, Inc. | 499% | New York | NY | Olivier Pomel |
| 264 | Visual Lease | 493% | Woodbridge | NJ | Marc Betesh |
| 265 | Thinkific | 489% | Vancouver | BC | Greg Smith |
| 267 | Leaf Home | 484% | Hudson | OH | Rocco Mango |
| 268 | Textio | 484% | Seattle | WA | Kieran Snyder |
| 269 | Blue Prism | 479% | Austin | TX | Jason Kingdon |
| 272 | Introhive | 473% | Fredericton | NB | Jody Glidden |
| 273 | Quadrant Resource LLC | 471% | Redmond | WA | Vamshi Kancharakuntla |
| 274 | Piano | 470% | Philadelphia | PA | Trevor Kaufman |
| 275 | Poka | 469% | Québec | QC | Alexandre Leclerc |
| 276 | Evolve | 467% | Denver | CO | Brian Egan |
| 277 | CoreView | 466% | Alpharetta | GA | Shawn Lankton |
| 278 | Applitoools | 465% | San Mateo | CA | Gil Sever |
| 282 | Urgently | 457% | Vienna | VA | Chris Spanos |
| 285 | Everlance | 453% | San Francisco | CA | Alex Marlantes |

The list (cont.)



Software & SaaS

| Rank | Company name | % Growth | City | St./Prov. | CEO name |
|------|-------------------------------------|----------|---------------|-----------|----------------------|
| 286 | Riva Solutions Inc. | 452% | McLean | VA | Naveen Krishnamurthy |
| 288 | Motus | 450% | Boston | MA | Craig Powell |
| 290 | CENTEGIX | 443% | Atlanta | GA | Brent Cobb |
| 292 | SimpleNexus | 433% | Lehi | UT | Matt Hansen |
| 293 | Auvik Networks Inc. | 430% | Waterloo | ON | Marc Morin |
| 294 | eSSENTIAL Accessibility Inc. | 428% | Toronto | ON | Mark Steele |
| 295 | WellnessLiving | 427% | Richmond Hill | ON | Len Fridman |
| 297 | Field Effect Software, Inc. | 421% | Ottawa | ON | Matt Holland |
| 298 | ZoomInfo | 419% | Vancouver | WA | Henry Schuck |
| 300 | Jobber | 416% | Edmonton | AB | Sam Pillar |
| 301 | DISQO | 414% | Glendale | CA | Armen Adjemian |
| 302 | KnowBe4 | 410% | Clearwater | FL | Stu Sjouerman |
| 304 | Onit | 408% | Houston | TX | Eric M. Elfman |
| 306 | Hiya | 406% | Seattle | WA | Alex Algard |
| 309 | Graylog | 402% | Houston | TX | Andy Grolnick |

The list (cont.)

Software & SaaS

| Rank | Company name | % Growth | City | St./Prov. | CEO name |
|------|--------------------------------|----------|----------------|-----------|----------------------|
| 310 | DataCamp, Inc. | 401% | New York | NY | Jonathan Cornelissen |
| 311 | Podium | 400% | Lehi | UT | Eric Rea |
| 312 | Kajabi | 400% | Irvine | CA | Kenny Rueter |
| 313 | Ridgeline International | 395% | Tysons Corner | VA | Erik Wittreich |
| 314 | EngageSmart | 393% | Braintree | MA | Bob Bennett |
| 315 | Fleetio | 393% | Birmingham | AL | Tony Summerville |
| 316 | SheerID | 387% | Portland | OR | Jake Weatherly |
| 317 | Dental Intelligence | 387% | Pleasant Grove | UT | Weston Lunsford |
| 318 | Elastic | 385% | Mountain View | CA | Shay Banon |
| 320 | dv01 | 383% | New York | NY | Perry Rahbar |
| 321 | Tipalti | 382% | San Mateo | CA | Chen Amit |
| 322 | Sentio | 381% | San Francisco | CA | David Lichtblau |
| 323 | Qentelli LLC | 376% | Dallas | TX | Sanjay Jupudi |
| 324 | Bluecore | 376% | New York | NY | Fayez Mohamood |
| 325 | SalesLoft | 375% | Atlanta | GA | Kyle Porter |

The list (cont.)

Software & SaaS

| Rank | Company name | % Growth | City | St./Prov. | CEO name |
|------|--------------------------|----------|---------------|-----------|----------------------|
| 326 | Insurify | 375% | Cambridge | MA | Snejina Zacharia |
| 328 | AdAdapted | 372% | Ann Arbor | MI | Mike Pedersen |
| 329 | Vectra AI | 371% | San Jose | CA | Hitesh Sheth |
| 330 | inVibe Labs | 370% | Costa Mesa | CA | Fabio Gratton |
| 331 | Salsify | 365% | Boston | MA | Jason Purcell |
| 335 | OppFi | 362% | Chicago | IL | Jared Kaplan |
| 336 | CircleCI | 360% | San Francisco | CA | Jim Rose |
| 337 | CrowdStreet | 360% | Austin | TX | Tore Steen |
| 340 | Exabeam | 357% | Foster City | CA | Michael DeCesare |
| 341 | Reciprocity | 352% | San Francisco | CA | Ken Lynch |
| 343 | SecurityScorecard | 350% | New York | NY | Aleksandr Yampolskiy |
| 345 | Morning Consult | 349% | Washington | DC | Michael Ramlet |
| 346 | Amplitude | 348% | San Francisco | CA | Spenser Skates |
| 347 | Twilio | 342% | San Francisco | CA | Jeff Lawson |
| 348 | Seismic | 341% | San Diego | CA | Doug Winter |

The list (cont.)

Software & SaaS


| Rank | Company name | % Growth | City | St./Prov. | CEO name |
|------|------------------------------|----------|---------------|-----------|------------------|
| 349 | CloudBolt Software | 341% | Rockville | MD | Jeff Kukowski |
| 350 | Homecare.com | 339% | McLean | VA | Todd Walrath |
| 351 | IGEL | 339% | San Francisco | CA | Jed Ayres |
| 352 | doxo | 338% | Seattle | WA | Steve Shivers |
| 354 | HeadLight | 334% | Seattle | WA | George White |
| 357 | Automation Anywhere | 331% | San Jose | CA | Mihir Shukla |
| 358 | Square, Inc. | 329% | San Francisco | CA | Jack Dorsey |
| 359 | Codecademy | 328% | New York | NY | Zach Sims |
| 360 | Ease | 328% | San Francisco | CA | David Reid |
| 362 | 7shifts | 327% | Saskatoon | SK | Jordan Boesch |
| 363 | Bitmovin | 327% | San Francisco | CA | Stefan Lederer |
| 365 | Lucid | 320% | South Jordan | UT | Karl Sun |
| 366 | Digital Turbine, Inc. | 319% | Austin | TX | William G. Stone |
| 367 | Alkami | 318% | Plano | TX | Mike Hansen |
| 368 | FM:Systems | 318% | Raleigh | NC | Kurt von Koch |

The list (cont.)

Software & SaaS

| Rank | Company name | % Growth | City | St./Prov. | CEO name |
|------|----------------------------|----------|-----------------|-----------|-------------------------|
| 369 | Devo | 318% | Cambridge | MA | Marc van Zadelhoff |
| 370 | Stensul | 318% | New York | NY | Noah Dinkin |
| 373 | Apollo Intelligence | 316% | Watertown | MA | Daniel S. Fitzgerald |
| 374 | Featurespace | 316% | Atlanta | GA | Martina King |
| 375 | Keyfactor | 314% | Independence | OH | Jordan Rackie |
| 376 | Recorded Future | 313% | Somerville | MA | Christopher Ahlberg |
| 377 | JobNimbus | 310% | Lehi | UT | Ben Hodson |
| 378 | Drips | 308% | Akron | OH | Aaron Christopher Evans |
| 379 | FormFree | 308% | Athens | GA | Brent Chandler |
| 380 | N2WS | 306% | West Palm Beach | FL | Ohad Kritz |
| 381 | BillingPlatform | 305% | Centennial | CO | Dennis Wall |
| 382 | Smartsheet Inc. | 305% | Bellevue | WA | Mark Patrick Mader |
| 383 | Robin | 304% | Boston | MA | Sam Dunn |
| 385 | Red Violet, Inc. | 303% | Boca Raton | FL | Derek Dubner |
| 386 | Icertis | 303% | Bellevue | WA | Samir Bodas |

The list (cont.)

|  Software & SaaS | | | | | |
|--|----------------------------|----------|-----------------|-----------|----------------|
| Rank | Company name | % Growth | City | St./Prov. | CEO name |
| 387 | Veritone, Inc. | 300% | Costa Mesa | CA | Chad Steelberg |
| 388 | AccuTitle | 299% | Ship Bottom | NJ | Bill Bartzak |
| 389 | TapClassifieds | 298% | San Jose | CA | Jaideep Jain |
| 391 | OneStream Software | 297% | Rochester | MI | Tom Shea |
| 392 | Pattern | 295% | Lehi | UT | David Wright |
| 394 | MineralTree | 292% | Waltham | MA | Micah Remley |
| 395 | Fusion Health | 292% | Woodbridge | NJ | Bryan Jakovic |
| 396 | Etsy, Inc. | 291% | Brooklyn | NY | Josh Silverman |
| 397 | Mentour Corporation | 291% | Edison | NJ | Sumanth Neelam |
| 398 | Urbint | 291% | New York | NY | Corey Capasso |
| 399 | Terminus | 291% | Atlanta | GA | Tim Kopp |
| 400 | CentralReach | 290% | Fort Lauderdale | FL | Chris Sullens |
| 401 | Attivo Networks | 289% | Fremont | CA | Tushar Kothari |
| 403 | eLuma | 288% | Lehi | UT | Jeremy Glauser |
| 404 | ActivTrak | 287% | Austin | TX | Rita Selvaggi |

The list (cont.)

Software & SaaS


| Rank | Company name | % Growth | City | St./Prov. | CEO name |
|------|--|----------|---------------|-----------|----------------------------|
| 405 | BioIQ | 287% | Atlanta | GA | Sean Slovenski |
| 406 | Intelligent Systems Corporation | 286% | Norcross | GA | J. Leland Strange |
| 407 | Iterate.ai | 284% | San Jose | CA | Jon Nordmark |
| 408 | JFrog | 282% | San Francisco | CA | Shlomi Ben Haim |
| 410 | BitSight | 280% | Boston | MA | Steve Harvey |
| 411 | Sayari Labs | 278% | Washington | DC | Farley Mesko |
| 412 | Pushpay | 278% | Redmond | WA | Molly Matthews |
| 415 | Built In | 277% | Chicago | IL | Maria Christopoulos Katris |
| 416 | Alteryx | 276% | Irvine | CA | Mark Anderson |
| 417 | Hopper | 275% | Montréal | QC | Fred Lalonde |
| 420 | Front | 274% | San Francisco | CA | Mathilde Collin |
| 421 | PandaDoc | 272% | San Francisco | CA | Mikita Mikado |
| 422 | Snowflake | 271% | Bozeman | MT | Frank Sloatman |
| 423 | TripleLift | 271% | New York | NY | Eric Berry |
| 424 | Apex Fintech Solutions LLC | 270% | Dallas | TX | Bill Capuzzi |

The list (cont.)

Software & SaaS

| Rank | Company name | % Growth | City | St./Prov. | CEO name |
|------|------------------------------|----------|---------------|-----------|-------------------|
| 425 | Mosaic Group | 269% | New York | NY | Zachary Roseman |
| 426 | Doxim | 269% | Markham | ON | Michael Rogalski |
| 427 | Redis | 268% | Mountain View | CA | Ofer Bengal |
| 428 | LendingPoint | 268% | Kennesaw | GA | Tom Burnside |
| 429 | Docebo | 267% | Toronto | ON | Claudio Erba |
| 430 | MongoDB | 267% | New York | NY | Dev C. Ittycheria |
| 431 | Brilliant Corporation | 266% | Reston | VA | Sukumar Iyer |
| 432 | NS1 | 266% | New York | NY | Kris Beevers |
| 433 | SaaSOptics | 266% | Norcross | GA | Tim McCormick |
| 434 | Roadmunk | 264% | Kitchener | ON | Latif Nanji |
| 435 | Okta, Inc. | 264% | San Francisco | CA | Todd McKinnon |
| 437 | Skilljar | 264% | Seattle | WA | Sandi Lin |
| 438 | Pinterest, Inc. | 258% | San Francisco | CA | Ben Silbermann |
| 439 | OptimizeRx | 257% | Rochester | MI | William Febbo |
| 440 | Clearsense | 254% | Jacksonville | FL | Gene Scheurer |

The list (cont.)

|  Software & SaaS | | | | | |
|--|-----------------------------------|----------|---------------|-----------|-------------------|
| Rank | Company name | % Growth | City | St./Prov. | CEO name |
| 442 | Saviynt | 252% | El Segundo | CA | Amit Saha |
| 443 | Appspace | 251% | Dallas | TX | Brandon Miles |
| 444 | Zimperium | 251% | Dallas | TX | Shridhar Mittal |
| 447 | Zenoti | 249% | Bellevue | WA | Sudheer Koneru |
| 448 | BlueSnap | 248% | Waltham | MA | Ralph Dangelmaier |
| 451 | ThinkOn, Inc. | 246% | Etobicoke | ON | Craig McLellan |
| 452 | 3Gtms | 246% | Shelton | CT | Paul Brady |
| 453 | ThoughtExchange | 245% | Rossland | BC | Dave MacLeod |
| 454 | Ontra (FKA InCloudCounsel) | 245% | San Francisco | CA | Troy Pospisil |
| 456 | Foureyes | 243% | Portland | OR | David Steinberg |
| 457 | Zscaler | 243% | San Jose | CA | Jay Chaudhry |
| 458 | Noodle.ai | 242% | San Francisco | CA | Stephen Pratt |
| 460 | SirionLabs | 242% | Bellevue | WA | Ajay Agrawal |
| 461 | Cloudbeds | 241% | San Diego | CA | Adam Harris |
| 462 | ClarisHealth | 241% | Nashville | TN | Jeff McNeese |

The list (cont.)

Software & SaaS

| Rank | Company name | % Growth | City | St./Prov. | CEO name |
|------|------------------------|----------|-------------|-----------|------------------|
| 463 | Explorance | 238% | Montréal | QC | Samer Saab |
| 464 | Fundrise | 238% | Washington | DC | Ben Miller |
| 465 | Dataminr | 237% | New York | NY | Ted Bailey |
| 467 | CampusLogic | 235% | Chandler | AZ | Gregg Scoresby |
| 469 | Submittable | 233% | Missoula | MT | Thor Culverhouse |
| 470 | Zix Corp. | 233% | Dallas | TX | David J. Wagner |
| 471 | Ecopia AI | 231% | Toronto | ON | Yuanming Shu |
| 473 | PeerStreet | 231% | El Segundo | CA | Brew Johnson |
| 474 | CareCloud, Inc. | 230% | Somerset | NJ | A. Hadi Chaudhry |
| 475 | Argos Health | 230% | Dallas | TX | Brent McCarty |
| 476 | Tulip | 229% | Kitchener | ON | Ali Asaria |
| 478 | RS21 | 227% | Albuquerque | NM | Charles Rath |
| 479 | Canada Drives | 226% | Vancouver | BC | Cody Green |
| 481 | BeyondTrust | 226% | Johns Creek | GA | Matt Dircks |
| 482 | Semrush | 225% | Boston | MA | Oleg Shchegolev |

The list (cont.)

Software & SaaS

| Rank | Company name | % Growth | City | St./Prov. | CEO name |
|------|-------------------------|----------|---------------|-----------|------------------|
| 484 | Visier | 223% | Vancouver | BC | Ryan Wong |
| 486 | Dashlane | 223% | New York | NY | JD Sherman |
| 489 | iSpot.tv | 222% | Bellevue | WA | Sean Muller |
| 490 | Abzooba | 221% | Milpitas | CA | Vivek Vipul |
| 491 | Scalefast | 221% | El Segundo | CA | Nicolas Stehle |
| 492 | Blackline Safety | 221% | Calgary | AB | Cody Slater |
| 493 | Q4 Inc. | 220% | Toronto | ON | Darrell Heaps |
| 494 | Cloudflare, Inc. | 220% | San Francisco | CA | Matthew Prince |
| 496 | meQuilibrium | 216% | Boston | MA | Janesse Bruce |
| 497 | Instaclustr | 215% | Redwood City | CA | Peter Lilley |
| 498 | GROUND FLOOR | 212% | Atlanta | GA | Brian Dally |
| 500 | DigniFi | 212% | Bellevue | WA | Richard Counihan |

Contacts

Kevin Westcott

US Industry Leader
Technology, Media, and Telecom
Deloitte Consulting LLP
[@KWestcott911](#)

Christie Simons

National Audit & Assurance Leader
Technology, Media, and Telecom
Deloitte & Touche LLP

Anders McKenzie

Canada Industry Leader
Technology, Media, and Telecom
Deloitte LLP
[@andersmckenzie](#)

Heather Gates

National Emerging Growth
Company Leader
Deloitte & Touche LLP
[@HeatherGatesM](#)

Gavin Graves

US Program Manager
Technology Fast 500
Deloitte Services LP
[@Gavin_Graves](#)

Erin Friio

Canada Program Manager
Technology Fast 500
Deloitte Canada

More information

North America Technology Fast 500
www.Fast500.com

For general questions contact:
Fast500@deloitte.com

For PR/media questions contact:
Fast500MediaPR@deloitte.com

Asia Pacific Technology Fast 500
Fast500@deloitte.com

EMEA Technology Fast 500
EMEAFast500@deloitte.co.uk

Follow us on Twitter at:
[@DeloitteTMT](https://twitter.com/DeloitteTMT) and [#Fast500](https://twitter.com/Fast500)

500TM

Technology **Fast 500**
2021 NORTH AMERICA

Deloitte.



About Deloitte

Deloitte refers to one or more of Deloitte Touche Tohmatsu Limited, a UK private company limited by guarantee (“DTTL”), its network of member firms, and their related entities. DTTL and each of its member firms are legally separate and independent entities. DTTL (also referred to as “Deloitte Global”) does not provide services to clients. In the United States, Deloitte refers to one or more of the US member firms of DTTL, their related entities that operate using the “Deloitte” name in the United States and their respective affiliates. Certain services may not be available to attest clients under the rules and regulations of public accounting. Please see www.deloitte.com/about to learn more about our global network of member firms.

Copyright © 2021 Deloitte Development LLC. All rights reserved.

500TM

Technology Fast 500
2021 NORTH AMERICA