


Deloitte.

500TM

Technology Fast 500
2022 NORTH AMERICA



2022 Technology Fast 500
Recognizing growth and innovation

November 2022 v1.1



Contents

A futuristic cityscape at night, illuminated with vibrant blue and green lights. The buildings are tall and modern, with glowing windows and neon accents. A network of light lines connects various points across the city, suggesting a digital or data network. The overall atmosphere is high-tech and futuristic.

Communications/networking

Digital content/media/entertainment

Energy & sustainability technology


Fintech

Hardware & semiconductors

Life sciences

Software & services

About the Deloitte Technology Fast 500



Dedication. Innovation. Growth.

With every passing year, we're seeing the enormous impact of your technological innovations on not only the business world but everyday life. Your solutions help unravel complexities and enhance the day-to-day experience, keeping us connected and safe. No matter what challenges the future holds, the ability to continually innovate empowers us to solve them. And your business's potential to pioneer new ideas is a cornerstone in humanity's future. We believe this level of commitment and passion deserves recognition.

Now in its 28th year, the Deloitte Technology Fast 500 is a leading technology innovation awards program in the United States and Canada, celebrating technological advancement, entrepreneurship, and resilience. Fast 500 companies—large and small, public and private—are leaders in hardware, software, telecom, semiconductors, and emerging areas such as energy technology. And while they span a variety of industry sectors, they're all pushing the boundaries of what's possible and changing the way we live, work, and play in the process.

Selection and qualifying criteria

Technology Fast 500 provides a ranking of the fastest-growing technology, media, telecommunications, life sciences, fintech, and energy tech companies. Technology Fast 500 award winners for 2022 were selected based on percentage of fiscal year revenue growth during the period from 2018 to 2021.

In order to be eligible for Technology Fast 500 recognition, companies must own proprietary intellectual property or proprietary technology, which must be sold to customers in products or services that contribute to a majority of the company's operating revenues. Companies must have base-year operating revenues of at least US\$50,000 and current-year operating revenues of at least US\$5 million. Additionally, companies must be in business for a minimum of four years and be headquartered within North America.

This ranking is compiled from applications submitted directly to the Technology Fast 500 website and public company database research conducted by Deloitte LLP.

Program information

If you would like to learn more about the Technology Fast 500 program, please register [here](#) to receive email alerts. To download a copy of 2022 rankings go to: www.Fast500.com.


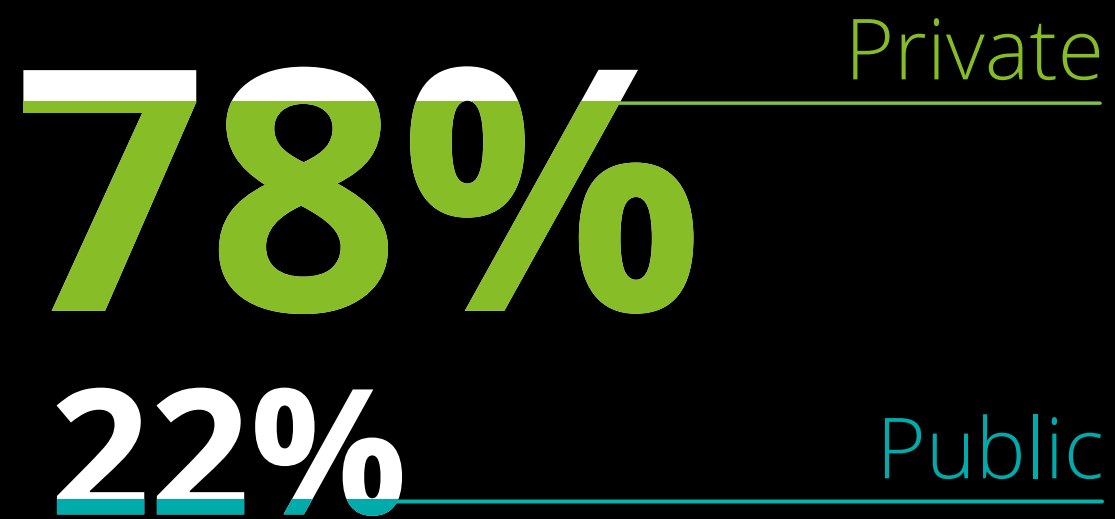
The top 10

Rank	Company name	Primary industry	% Growth	City	St./Prov.	CEO name
1	Vir Biotechnology, Inc.	Life sciences	125,138%	San Francisco	CA	George Scangos
2	Takeoff Technologies, Inc.	Software & services	53,250%	Waltham	MA	Max Pedró
3	Axonius	Software & services	46,270%	New York	NY	Dean Sysman
4	Axonics, Inc.	Life sciences	25,401%	Irvine	CA	Raymond W. Cohen
5	VAST Data	Software & services	14,985%	New York	NY	Renen Hallak
6	Moderna	Life sciences	13,575%	Cambridge	MA	Stéphane Bancel
7	Flock Safety	Life sciences	13,117%	Atlanta	GA	Garrett Langley
8	Corvus Insurance	Fintech	12,394%	Boston	MA	Phil Edmundson
9	Fluid Truck	Energy & sustainability technology	9,899%	Denver	CO	James Eberhard
10	Vontive	Fintech	9,154%	Seattle	WA	Charles McKinney

By the numbers

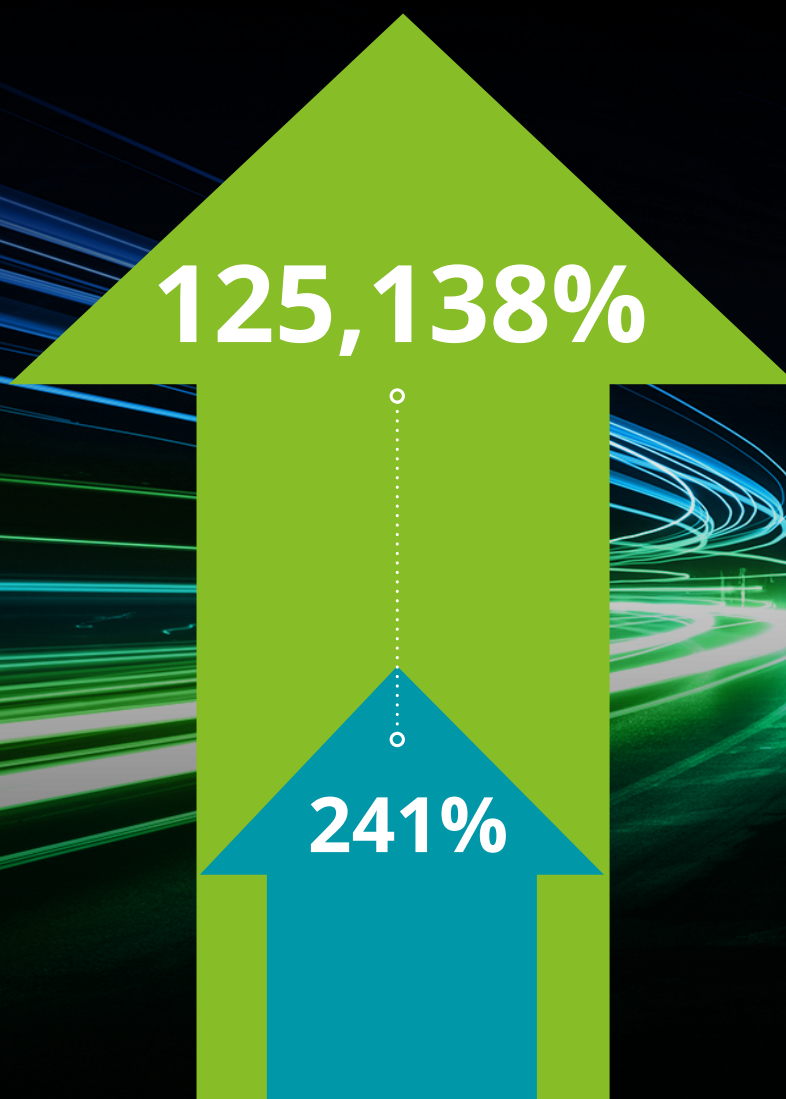
Private vs. public

Percentage of companies



By the numbers (cont.)

3-year growth rate



143

companies had a growth rate of **1,000% or higher**

47%

of companies were **first-time Fast 500 winners**

84%

of companies received **venture capital or private equity funding** in their history

By the numbers (cont.)

Winners by industry



61%



Software
& services

19%



Life sciences

9%



Fintech

4%



Digital content/
media/entertainment

4%



Hardware &
semiconductors

2%



Energy &
sustainability
technology

1%



Communications/
networking

By the numbers (cont.)

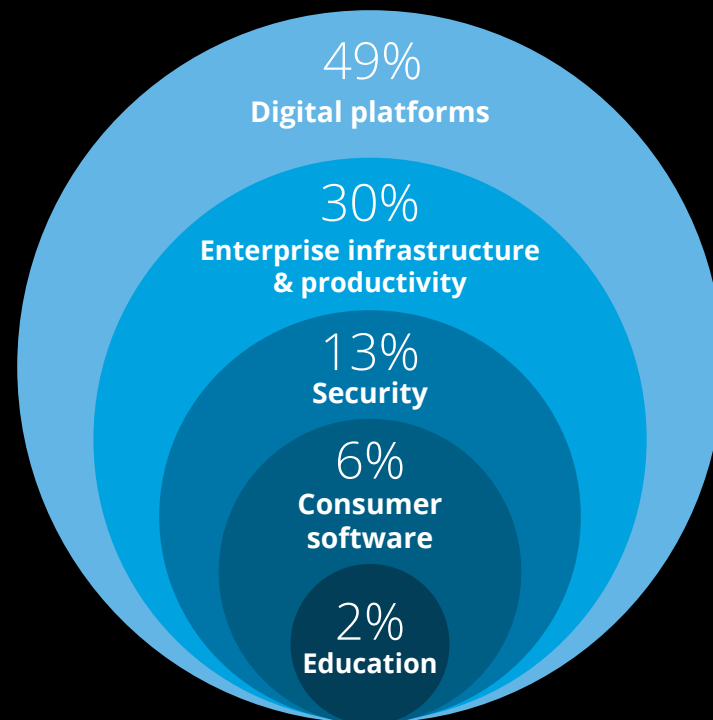
Subsector breakdowns

Software & services

Remains the leading industry with

304

Winning companies

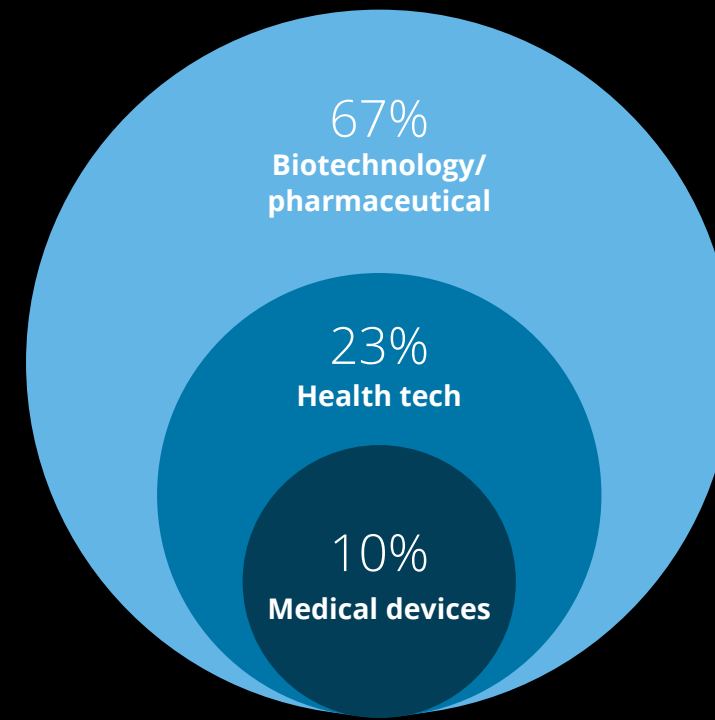


Life sciences

Second leading industry with

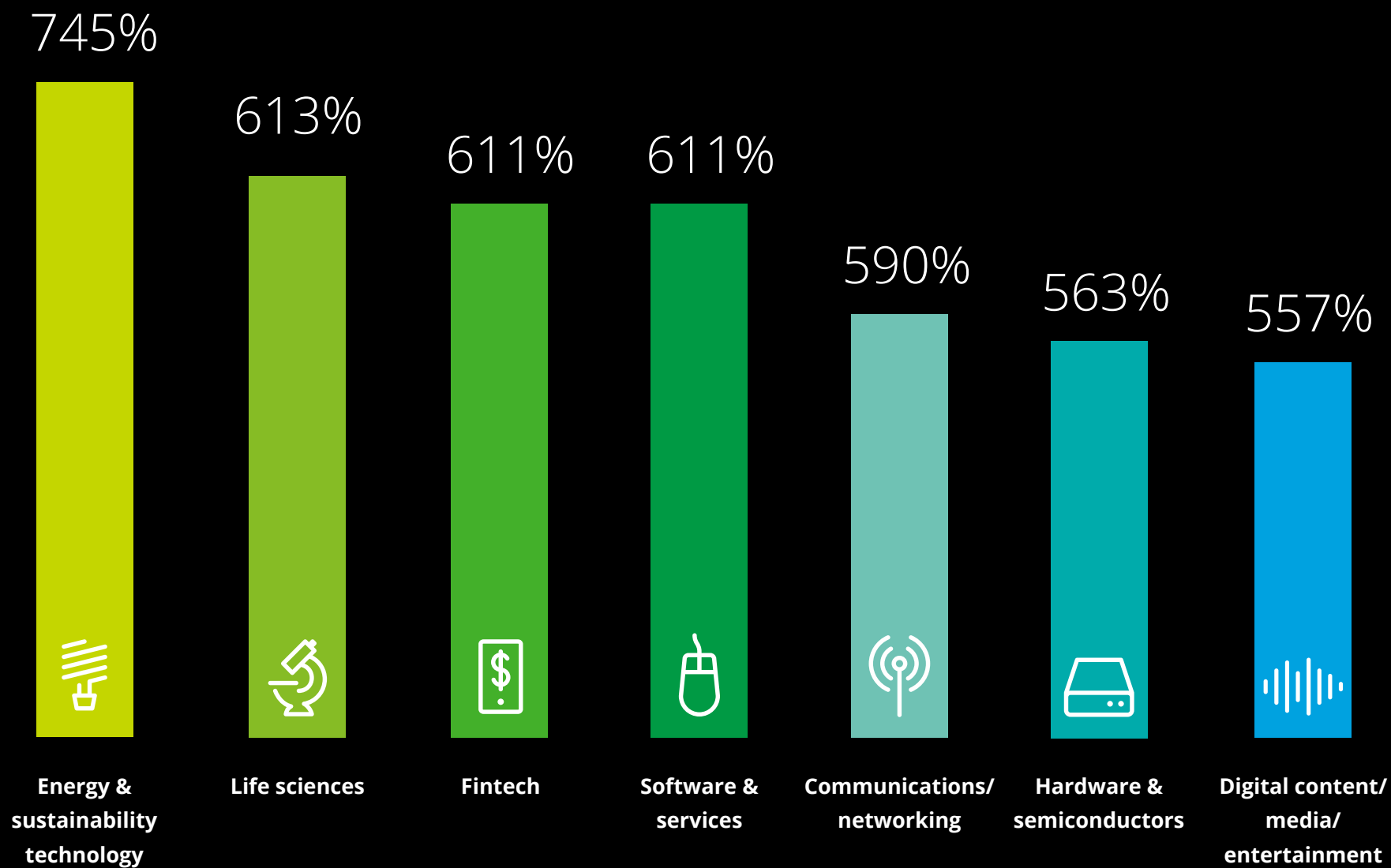
97

Winning companies



By the numbers (cont.)

3-year median percentage growth rate—by industry

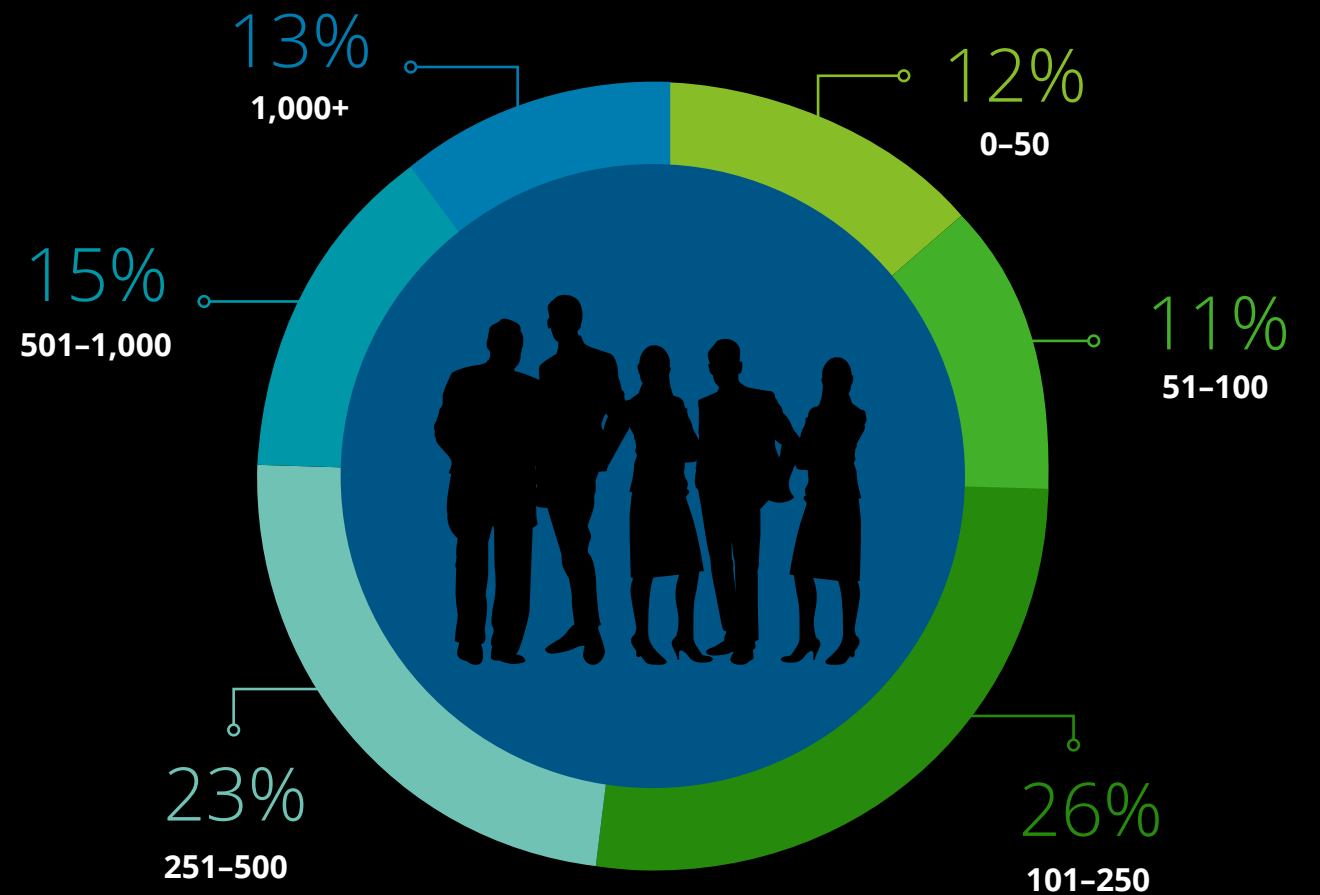


By the numbers (cont.)

Number of employees of winning companies



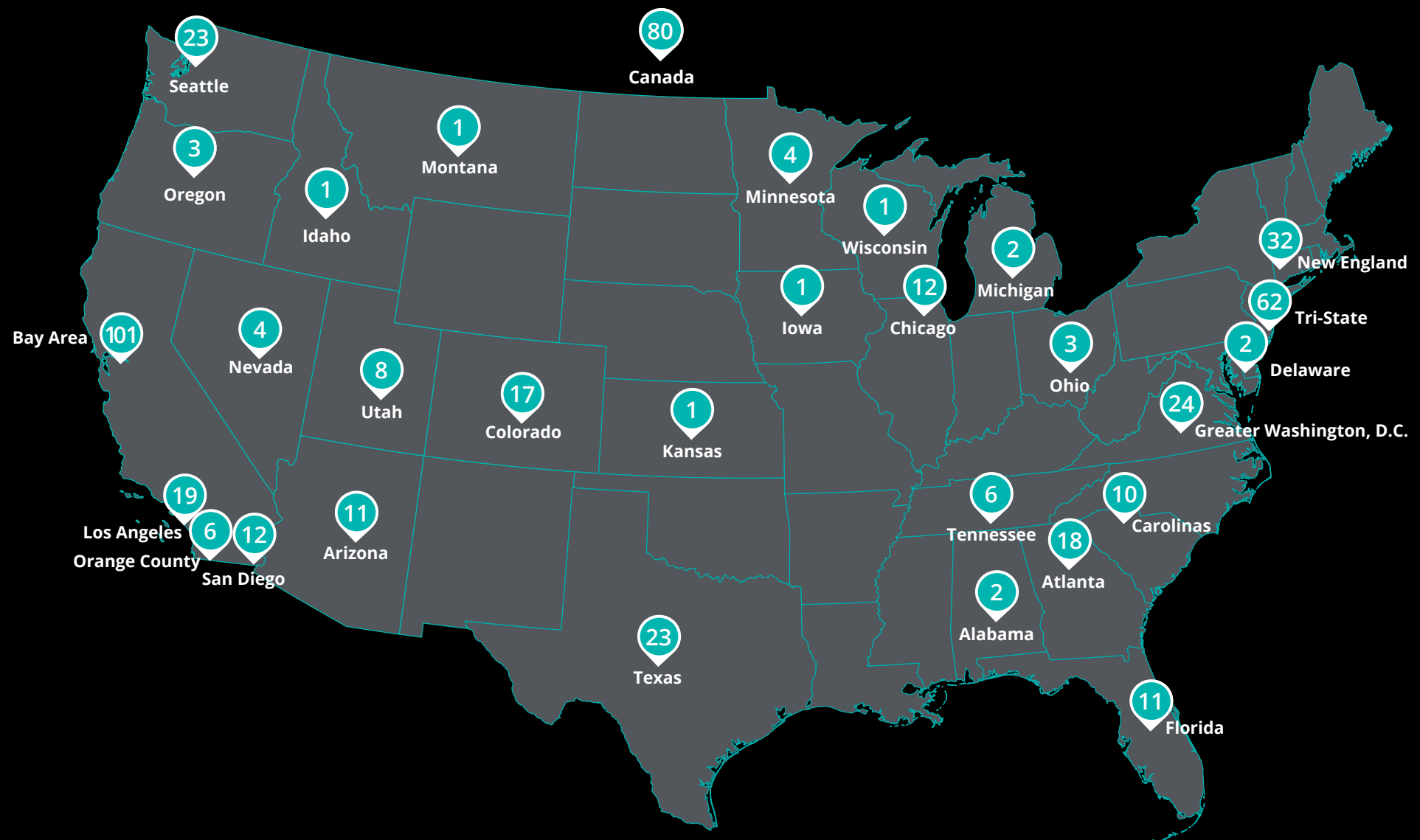
Winning companies by number of employees



Data based on Fast 500 applications received between April and July 2022.

By the numbers (cont.)

2022 Technology Fast 500 companies—winners by market



The list

The following listing has been sorted by industry and rank. To view the list by overall ranking, visit www.Fast500.com.
Ranking determined based on a tenth of a percentile.

Communications/networking

Rank	Company name	% Growth	City	St./Prov.	CEO name
77	Discord	2,263%	San Francisco	California	Jason Citron
240	Aligned Data Centers	638%	Plano	Texas	Andrew Schaap
339	DeepSig Inc.	408%	Arlington	Virginia	Jim Shea
430	ATSG	293%	New York	New York	Anthony D'Ambrosi

Digital content/media/entertainment

Rank	Company name	% Growth	City	St./Prov.	CEO name
48	PrizePicks	3,416%	Atlanta	Georgia	Adam Wexler
80	Spatial Industries Group	2,151%	Toronto	Ontario	Raja Khanna
178	Underknown	830%	Toronto	Ontario	Steve Hulford
180	Wavo	821%	Montréal	Quebec	Conor Clarke
197	FuboTV	753%	New York	New York	David Gandler

The list (cont.)



Digital content/media/entertainment (cont.)

Rank	Company name	% Growth	City	St./Prov.	CEO name
208	MagicLinks	725%	Venice	California	Brian Nickerson
230	Skillz Inc.	656%	San Francisco	California	Andrew Paradise
254	Edison Interactive	589%	Denver	Colorado	Jeremy Ostermiller
285	Viral Nation	519%	Mississauga	Ontario	Joe Gagliese
294	Launch Potato	496%	Delray Beach	Florida	Greg Van Horn
300	InMarket	483%	Culver City	California	Todd Dipaola
301	LiveBarn	483%	Montréal	Quebec	Farrel Miller
349	AdQuick	398%	Venice	California	Matthew O'Connor
369	Talent.com	373%	Montréal	Quebec	Lucas Martinez
394	TechnologyAdvice	331%	Nashville	Tennessee	Rob Bellenfant
425	Clutch	301%	Washington	DC	Sonny Ganguly
452	PlayOn! Sports	275%	Atlanta	Georgia	David Rudolph
453	East Side Games	274%	Vancouver	British Columbia	Jason Bailey
456	Roku, Inc.	272%	San Jose	California	Anthony J. Wood
460	Lü Interactive Playground	271%	Québec City	Quebec	Vincent Routhier
484	Snap, Inc.	249%	Santa Monica	California	Evan Spiegel

The list (cont.)

 Energy & sustainability technology						
Rank	Company name	% Growth	City	St./Prov.	CEO name	
9	Fluid Truck	9,899%	Denver	Colorado	James Eberhard	
102	Xos, Inc.	1,539%	Los Angeles	California	Dakota Semler	
118	Cielo WiGle Inc.	1,195%	Redmond	Washington	Waseem Amer	
138	Timilon Corporation	1,039%	Bonita Springs	Florida	Bill Sanford	
175	Forge Nano	837%	Thornton	Colorado	Paul Lichty	
177	Arcadia	831%	Washington	DC	Kiran Bhatraju	
304	Aurora Solar	478%	San Francisco	California	Christopher Hopper	
383	Food Cycler	351%	Ottawa	Ontario	Bradley Crepeau	
390	Enphase Energy, Inc.	337%	Fremont	California	Badrinarayanan Kothandaraman	

The list (cont.)



Fintech

Rank	Company name	% Growth	City	St./Prov.	CEO name
8	Corvus Insurance	12,394%	Boston	Massachusetts	Madhu Tadikonda
10	Vontive	9,154%	Seattle	Washington	Charles McKinney
29	Numerated	5,887%	Boston	Massachusetts	Dan O'Malley
36	CoinFlip	4,580%	Chicago	Illinois	Benjamin Weiss
43	DriveWealth	3,911%	Jersey City	New Jersey	Terry Angelos
45	Pie Insurance	3,668%	Denver	Colorado	John Swigart
50	Clearcover, Inc.	3,284%	Chicago	Illinois	Kyle Nakatsuji
56	Point	3,103%	Palo Alto	California	Eddie Lim
62	Maxwell	2,845%	Denver	Colorado	John Paasonen
69	Branch	2,417%	Minneapolis	Minnesota	Atif Siddiqi
73	Coinme	2,349%	Seattle	Washington	Neil Bergquist
74	GoBolt	2,347%	Toronto	Ontario	Mark Ang
87	Sunbit	1,874%	Los Angeles	California	Arad Levertov
104	TabaPay	1,521%	Mountain View	California	Rodney Robinson

The list (cont.)



Fintech (cont.)

Rank	Company name	% Growth	City	St./Prov.	CEO name
107	Fundrise	1,374%	Washington	DC	Ben Miller
114	Splitit	1,230%	Atlanta	Georgia	Nandan Sheth
117	Properly	1,205%	Toronto	Ontario	Anshul Ruparell
144	Biz2Credit	997%	New York	New York	Rohit Arora
148	Stax	975%	Orlando	Florida	Suneera Madhani
155	ClassWallet	931%	Hollywood	Florida	Jamie Rosenberg
162	Sales Boomerang Mortgage Coach	906%	Owings Mills	Maryland	Richard Harris
163	Recharge	906%	Santa Monica	California	Oisin O'Connor
169	Upgrade	871%	San Francisco	California	Renaud Laplanche
196	Clearco	755%	Toronto	Ontario	Michele Romanow
209	VizyPay	721%	Waukee	Iowa	Austin Mac Nab
227	TheGuarantors	667%	New York	New York	Julien Bonneville
228	Enable	666%	San Francisco	California	Andrew Butt
231	Chargebee	656%	Walnut	California	Krish Subramanian

The list (cont.)



Fintech (cont.)

Rank	Company name	% Growth	City	St./Prov.	CEO name
232	eXp World Holdings	654%	Bellingham	Washington	Glenn Sanford
245	Chainalysis	622%	New York	New York	Michael Gronager
250	SmartAsset	612%	New York	New York	Michael Carvin
255	Mynd	589%	Oakland	California	Doug Brien
302	Roc360	483%	New York	New York	Arvind Raghunathan
307	Remitly	473%	Seattle	Washington	Matt Oppenheimer
324	Block, Inc.	435%	San Francisco	California	Jack Dorsey
336	Tipalti	410%	San Mateo	California	Chen Amit
345	Lendio	401%	Lehi	Utah	Brock Blake
385	CrowdStreet	348%	Austin	Texas	Tore Steen
412	SuperMoney	311%	Santa Ana	California	Miron Lulic
431	Paystone	289%	London	Ontario	Tarique Al-Ansari
447	Fund That Flip	281%	New York	New York	Matt Rodak

The list (cont.)



Fintech (cont.)

Rank	Company name	% Growth	City	St./Prov.	CEO name
465	LendingPoint	267%	Kennesaw	Georgia	Tom Burnside
493	Emburse	242%	Los Angeles	California	Eric Friedrichsen
494	Total Expert	242%	Minneapolis	Minnesota	Joe Welu



Hardware & semiconductors

Rank	Company name	% Growth	City	St./Prov.	CEO name
46	Syntiant Corp.	3,577%	Irvine	California	Kurt Busch
52	MineSense Technologies	3,264%	Vancouver	British Columbia	Jeff More
55	Skydio	3,165%	San Mateo	California	Adam Bry
65	Alphawave IP	2,752%	Toronto	Ontario	Tony Pialis
66	Stromcore Energy	2,606%	Mississauga	Ontario	Maxime Vidricaire
75	Navitas Semiconductor	2,310%	El Segundo	California	Gene Sheridan
143	Vention	1,001%	Montréal	Quebec	Etienne Lacroix


The list (cont.)



Hardware & semiconductors (cont.)

Rank	Company name	% Growth	City	St./Prov.	CEO name
187	Biktrix Electric Bikes	794%	Saskatoon	Saskatchewan	Roshan Thomas
251	Hatch	611%	Palo Alto	California	Ann Crady Weiss
267	Wyze Labs, Inc.	553%	Kirkland	Washington	Yun Zhang
275	PyroGenesis	539%	Montréal	Quebec	Photis Pascali
317	Akoustis Technologies, Inc.	448%	Huntersville	North Carolina	Jeffrey B. Shealy
319	Previa	440%	Québec City	Quebec	Martin Theriault
387	Novarc	339%	North Vancouver	British Columbia	Soroush Karimzadeh
401	Netlist Inc.	325%	Irvine	California	C.K. Hong
403	Mysa	320%	St. John's	Newfoundland	Joshua Green
433	LUMINOR Environmental Inc.	289%	Guelph	Ontario	Brock Lupal
457	CoolIT Systems	272%	Calgary	Alberta	Steven Walton
468	ScaleFlux	265%	Milpitas	California	Hao Zhong
477	Wahoo Fitness	253%	Atlanta	Georgia	Mike Saturnia
483	Peraso Inc.	250%	San Jose	California	Ronald Glibbery

The list (cont.)

 Life sciences					
Rank	Company name	% Growth	City	St./Prov.	CEO name
1	Vir Biotechnology, Inc.	125,138%	San Francisco	California	George Scangos
4	Axonics, Inc.	25,401%	Irvine	California	Raymond W. Cohen
6	Moderna	13,575%	Cambridge	Massachusetts	Stéphane Bancel
11	Syndax Pharmaceuticals	9,110%	Waltham	Massachusetts	Michael A. Metzger
15	Capital Rx	8,168%	New York	New York	AJ Loiacono
26	Bloom Care Solutions Inc.	6,503%	Vaughan	Ontario	Benjamin Fluter
32	Dynavax Technologies	5,260%	Emeryville	California	Ryan Spencer
33	Outset Medical, Inc.	5,012%	San Jose	California	Leslie Trigg
38	Fulgent Genetics, Inc.	4,549%	Temple City	California	Ming Hsieh
40	Arcus Biosciences, Inc.	4,484%	Hayward	California	Terry J. Rosen
47	Guideway Care	3,518%	Birmingham	Alabama	Craig Parker
51	Pulmatrix, Inc.	3,278%	Lexington	Massachusetts	Ted Raad
53	Alpine Immune Sciences	3,225%	Seattle	Washington	Mitchell H. Gold, MD
61	Arrive Health	2,873%	Denver	Colorado	Kyle Kiser

The list (cont.)



Life sciences (cont.)

Rank	Company name	% Growth	City	St./Prov.	CEO name
72	Avidity Biosciences, Inc.	2,361%	San Diego	California	Sarah Boyce
81	Ocular Therapeutix, Inc.	2,087%	Bedford	Massachusetts	Antony Charles Mattessich
82	MEI Pharma, Inc.	2,045%	San Diego	California	Daniel Gold
85	Revance Therapeutics, Inc.	1,986%	Nashville	Tennessee	Mark J. Foley
90	Insmmed Incorporated	1,816%	Bridgewater	New Jersey	William H. Lewis
91	Vector Remote Care	1,802%	Bend	Oregon	Kevin Hoffman
94	Aytu BioPharma, Inc.	1,693%	Englewood	Colorado	Josh Disbrow
108	Accuhealth Technologies	1,372%	McAllen	Texas	Stephen Samson
116	Cue Biopharma, Inc.	1,208%	Boston	Massachusetts	Dan Passeri
122	MDalgorithms Inc.	1,178%	San Francisco	California	Oded Harth
124	Anaptysbio, Inc.	1,164%	San Diego	California	Dan Faga
127	EyePoint Pharmaceuticals, Inc.	1,148%	Watertown	Massachusetts	Nancy Lurker
129	good natured Products Inc.	1,139%	Vancouver	British Columbia	Paul Antoniadis
135	Fate Therapeutics, Inc.	1,078%	San Diego	California	Scott Wolchko


The list (cont.)



Life sciences (cont.)

Rank	Company name	% Growth	City	St./Prov.	CEO name
139	Alnylam Pharmaceuticals	1,027%	Cambridge	Massachusetts	Yvonne Greenstreet
140	LifeMD, Inc.	1,016%	New York	New York	Justin Schreiber
142	NortonLifeLock Inc.	1,009%	Tempe	Arizona	Vincent Pilette
150	Precision Biosciences, Inc.	962%	Durham	North Carolina	Michael Amoroso
159	4G Clinical	909%	Wellesley	Massachusetts	David Kelleher
174	Artera (formerly WELL Health)	848%	Santa Barbara	California	Guillaume de Zwirek
183	Embark Veterinary	813%	Boston	Massachusetts	Ryan Boyko
190	AeroSafe Global	774%	Rochester	New York	Jay McHarg
192	BenchSci	771%	Toronto	Ontario	Liran Belenzon
195	Arrowhead Pharmaceuticals, Inc.	757%	Pasadena	California	Christopher Richard Anzalone
215	Agenus	704%	Lexington	Massachusetts	Garo Armen
216	Aerie Pharmaceuticals	703%	Durham	North Carolina	Raj Kannan
221	Avidon Health	693%	Cranford	New Jersey	Clark Lagemann
223	Podimetrics	683%	Somerville	Massachusetts	Jon Bloom, MD

The list (cont.)

 Life sciences (cont.)					
Rank	Company name	% Growth	City	St./Prov.	CEO name
229	Biocryst Pharmaceuticals	661%	Durham	North Carolina	Jon P. Stonehouse
233	Alector, Inc.	653%	South San Francisco	California	Arnon Rosenthal
238	AscellaHealth	641%	Berwyn	Pennsylvania	Dea Belazi
243	Innovaccer Inc.	624%	San Francisco	California	Abhinav Shashank
246	Xoma Corp.	620%	Emeryville	California	James R. Neal
252	Paratek Pharmaceuticals, Inc.	607%	Boston	Massachusetts	Evan Loh
253	Karyopharm Therapeutics Inc.	592%	Newton	Massachusetts	Richard Paulson
256	Angion Biomedica Corp	588%	Uniondale	New York	Jay Venkatesan
258	Ultragenyx Pharmaceutical, Inc.	582%	Novato	California	Emil D. Kakkis
260	Xencor, Inc.	578%	Monrovia	California	Bassil I. Dahiyat
262	Alto Pharmacy	570%	San Francisco	California	Jamie Karraker
264	Florence Healthcare	567%	Atlanta	Georgia	Ryan Jones
265	MedShift	559%	Charlotte	North Carolina	Joe Gasque
268	Sight Sciences, Inc.	550%	Menlo Park	California	Paul Badawi

The list (cont.)

 Life sciences (cont.)					
Rank	Company name	% Growth	City	St./Prov.	CEO name
270	Maravai LifeSciences Holdings, Inc.	545%	San Diego	California	Carl Hull
279	PathogenDx	531%	Scottsdale	Arizona	Milan Patel
281	Viome Life Sciences	526%	Bellevue	Washington	Naveen Jain
289	VirtuSense	502%	Peoria	Illinois	David Park
290	ProPhase Labs, Inc.	502%	Garden City	New York	Ted Karkus
296	Morphic Holding, Inc.	489%	Waltham	Massachusetts	Praveen Tipirneni
315	Mirati Therapeutics, Inc.	458%	San Diego	California	David Meek
318	Allurion Technologies	444%	Natick	Massachusetts	Shantanu Gaur
320	TherapeuticsMD, Inc.	440%	Boca Raton	Florida	Hugh O'Dowd
325	Seres Therapeutics, Inc.	434%	Cambridge	Massachusetts	Eric Shaff
327	Molecular Templates, Inc.	431%	Austin	Texas	Eric E. Poma
332	Twist Bioscience Corp	420%	South San Francisco	California	Emily Leproust
337	Rhythm Group Management	410%	Rockville	Maryland	Rhonda Bray
340	SmartLabs	408%	Boston	Massachusetts	Amrit Chaudhuri

The list (cont.)



Life sciences (cont.)

Rank	Company name	% Growth	City	St./Prov.	CEO name
346	Petal	401%	Québec City	Quebec	Patrice Gilbert
350	Harpoon Therapeutics, Inc.	398%	South San Francisco	California	Julie Eastland
357	Voyager Therapeutics, Inc.	391%	Cambridge	Massachusetts	Al Sandrock
361	DermTech, Inc.	385%	La Jolla	California	John Dobak
365	ADMA Biologics, Inc.	377%	Ramsey	New Jersey	Adam S. Grossman
367	XSOLIS	375%	Nashville	Tennessee	Joan Butters
368	MedAvail Holdings, Inc.	374%	Phoenix	Arizona	Mark Doerr
375	Adverum Biotechnologies, Inc.	365%	Redwood City	California	Laurent Fischer
377	RethinkFirst	364%	New York	New York	Daniel Etra
378	Inspire Medical Systems	361%	Golden Valley	Minnesota	Tim Herbert
379	NowRx	359%	Mountain View	California	Cary Breese
384	Vertos Medical, Inc.	348%	Aliso Viejo	California	Eric Wichems
399	LeanTaaS	327%	Santa Clara	California	Mohan Giridharadas
409	Guardant Health, Inc.	312%	Palo Alto	California	Helmy A. Eltoukhy

The list (cont.)



Life sciences (cont.)

Rank	Company name	% Growth	City	St./Prov.	CEO name
416	Zynex, Inc.	308%	Englewood	Colorado	Thomas Sandgaard
421	Blueprint Medicines Corp.	304%	Cambridge	Massachusetts	Kate Haviland
427	Vive Crop Protection	296%	Toronto	Ontario	Darren Anderson
432	Exact Sciences Corporation	289%	Madison	Wisconsin	Kevin Conroy
436	Ardelyx, Inc.	287%	Fremont	California	Mike Raab
437	CareDx, Inc.	287%	South San Francisco	California	Reginald Seeto
438	Veru	286%	Miami	Florida	Mitchell Steiner
444	Tandem Diabetes Care, Inc.	282%	San Diego	California	John F. Sheridan
454	COTA	274%	New York	New York	Miruna Sasu
478	CareJourney	253%	Arlington	Virginia	Dan Ross
487	Repligen Corp.	246%	Waltham	Massachusetts	Anthony John Hunt
495	Chinook Therapeutics, Inc.	242%	Seattle	Washington	Eric Dobmeier
497	Clinical ink	241%	Horsham	Pennsylvania	Ed Seguire

The list (cont.)



Software & services

Rank	Company name	% Growth	City	St./Prov.	CEO name
2	Takeoff Technologies, Inc.	53,250%	Waltham	Massachusetts	Max Pedro
3	Axonius	46,270%	New York	New York	Dean Sysman
5	VAST Data	14,985%	New York	New York	Renen Hallak
7	Flock Safety	13,117%	Atlanta	Georgia	Garrett Langley
12	Emerge	8,953%	Scottsdale	Arizona	Andrew Leto
13	CleanSpark	8,444%	Henderson	Nevada	Zachary K. Bradford
14	ClickUp	8,196%	San Diego	California	Zeb Evans
16	Evisort	8,121%	San Francisco	California	Jerry Ting
17	Tackle	7,977%	Boise	Idaho	John Jahnke
18	Kobiton	7,947%	Atlanta	Georgia	Sean Barry
19	Aisera	7,780%	Palo Alto	California	Muddu Sudhakar
20	Kiswe	7,638%	New Providence	New Jersey	Glenn Booth
21	BigID	7,242%	New York	New York	Dimitri Sirota
22	Guardhat	6,866%	Detroit	Michigan	Saikat Dey

The list (cont.)

Software & services (cont.)

Rank	Company name	% Growth	City	St./Prov.	CEO name
23	Dremio	6,834%	Santa Clara	California	Billy Bosworth
24	Certn	6,629%	Victoria	British Columbia	Andrew McLeod
25	Stord	6,513%	Atlanta	Georgia	Sean Henry
27	Truework	5,965%	San Francisco	California	Ryan Sandler
28	Jane Technologies	5,898%	Santa Cruz	California	Socrates Rosenfeld
30	Harvest Hosts	5,704%	Vail	Colorado	Joel Holland
31	Mistplay	5,369%	Montréal	Quebec	Henri Machalani
34	Ideal Agent	4,871%	Tampa	Florida	Steve Johnston
35	Super (FKA Snapcommerce)	4,617%	San Francisco	California	Hussein Fazal
37	QualSights	4,555%	Chicago	Illinois	Nihal Advani
39	Symend	4,518%	Calgary	Alberta	Hanif Joshaghani
41	Attentive	4,110%	Hoboken	New Jersey	Brian Long
42	Wasabi Technologies	4,109%	Boston	Massachusetts	David Friend
44	ShipMonk	3,730%	Fort Lauderdale	Florida	Jan Bednar
49	Legion Technologies	3,329%	Palo Alto	California	Sanish Mondkar

The list (cont.)

Software & services (cont.)

Rank	Company name	% Growth	City	St./Prov.	CEO name
54	Boulevard	3,199%	Los Angeles	California	Matt Danna
57	Popmenu	3,102%	Atlanta	Georgia	Brendan Sweeney
58	Notarize	3,051%	Boston	Massachusetts	Pat Kinsel
59	Adtelligent Inc.	2,981%	Lewes	Delaware	Denys Tymchyk
60	Spocket	2,954%	Vancouver	British Columbia	Saba Mohebour
63	Samsara	2,828%	San Francisco	California	Sanjit Biswas
64	Semperis	2,826%	Hoboken	New Jersey	Mickey Bresman
67	Clutch	2,600%	Toronto	Ontario	Dan Park
68	Rush Street Interactive, Inc.	2,578%	Chicago	Illinois	Richard Schwartz
70	Marble	2,402%	Toronto	Ontario	James Bateman
71	AltaML	2,391%	Edmonton	Alberta	Nicole Janssen
76	Sure	2,268%	Santa Monica	California	Wayne Slavin
78	CoreStack	2,207%	Bellevue	Washington	Ezhilarasan (Ez) Natarajan
79	Audigent	2,153%	New York	New York	Drew Stein

The list (cont.)

Software & services (cont.)

Rank	Company name	% Growth	City	St./Prov.	CEO name
83	SeekOut	2,016%	Bellevue	Washington	Anoop Gupta
84	springbig	2,013%	Boca Raton	Florida	Jeffrey Harris
86	Unite Us	1,927%	New York	New York	Dan Brillman
88	Upside	1,858%	Washington	DC	Alex Kinnier
89	Uscreen	1,829%	Gaithersburg	Maryland	PJ Tai
92	Gong	1,792%	Palo Alto	California	Amit Bendov
93	OJO Labs	1,769%	Austin	Texas	John Berkowitz
95	HomeLight	1,664%	Scottsdale	Arizona	Drew Uher
96	Dialogue Health Technologies Inc.	1,653%	Montréal	Quebec	Cherif Habib
97	Zoom Video Communications, Inc.	1,650%	San Jose	California	Eric Yuan
98	LeafLink, Inc.	1,631%	New York	New York	Ryan G. Smith
99	Fivetran	1,591%	Oakland	California	George Fraser
100	LinkSquares	1,582%	Boston	Massachusetts	Vishal Sunak
101	L7 Informatics, Inc.	1,543%	Austin	Texas	Vasu Rangadass

The list (cont.)

Software & services (cont.)

Rank	Company name	% Growth	City	St./Prov.	CEO name
103	Hotspex Media	1,529%	Toronto	Ontario	Shane Skillen
105	SleepScore Labs	1,471%	Carlsbad	California	Colin Lawlor
106	Arkose Labs	1,411%	San Mateo	California	Kevin Gosschalk
109	PetScreening	1,350%	Mooresville	North Carolina	John Bradford
110	Smile Digital Health	1,305%	Toronto	Ontario	Duncan Weatherston
111	Staffy	1,300%	Toronto	Ontario	Peter Faist
112	OpenReel	1,274%	New York	New York	Lee Firestone
113	Bowery Valuation	1,253%	New York	New York	Noah Isaacs
115	ShipHero	1,228%	Garnerville	New York	Aaron Rubin
119	Unqork	1,193%	New York	New York	Gary Hoberman
120	Measured	1,190%	Austin	Texas	Trevor Testwuide
121	Influence Mobile	1,186%	Kirkland	Washington	Daniel Todd
123	CUDDL	1,169%	Seal Beach	California	John Hussey
125	Apprentice.io	1,159%	Jersey City	New Jersey	Angelo Stracquatano
126	Syndio	1,156%	Seattle	Washington	Maria Colacurcio

The list (cont.)

Software & services (cont.)

Rank	Company name	% Growth	City	St./Prov.	CEO name
128	Claroty	1,139%	New York	New York	Yaniv Vardi
130	6sense	1,134%	San Francisco	California	Jason Zintak
131	Pax8	1,122%	Greenwood Village	Colorado	John Street
132	Armis	1,101%	Palo Alto	California	Yevgeny Dibrov
133	Klue	1,079%	Vancouver	British Columbia	Jason Smith
134	Accredible	1,079%	Mountain View	California	Danny King
136	ConsenSys Software Inc.	1,070%	New York	New York	Joseph Lubin
137	Paradox	1,061%	Scottsdale	Arizona	Aaron Matos
141	Blockthrough	1,011%	Toronto	Ontario	Marty Krátký-Katz
145	Lattice	989%	San Francisco	California	Jack Altman
146	Aviatrix	982%	Santa Clara	California	Steve Mullaney
147	Cobalt Robotics	979%	Fremont	California	Travis Deyle
149	Brainvire Infotech Inc.	972%	Plano	Texas	Chintan Shah
151	SaaS Labs	960%	San Francisco	California	Gaurav Sharma
152	Copado	945%	Chicago	Illinois	Ted Elliott

The list (cont.)

Software & services (cont.)

Rank	Company name	% Growth	City	St./Prov.	CEO name
153	Pipefy	932%	San Francisco	California	Alessio Alionco
154	League	932%	Toronto	Ontario	Mike Serbinis
156	Noom	931%	New York	New York	Saeju Jeong
157	Sigmoid	925%	San Francisco	California	Lokesh Anand
158	Curbio	913%	Potomac	Maryland	Rick Rudman
160	Onna	908%	New York	New York	Kelly Griswold
161	Arctic Wolf	907%	Eden Prairie	Minnesota	Nick Schneider
164	Mezmo	900%	San Jose	California	Tucker Callaway
165	Hopper	892%	Montréal	Quebec	Frederic Lalonde
166	Apollo GraphQL	885%	San Francisco	California	Geoff Schmidt
167	Filevine	881%	Salt Lake City	Utah	Ryan Anderson
168	GeoComply	874%	Vancouver	British Columbia	Anna Sainsbury
170	ApplyBoard	867%	Kitchener	Ontario	Meti, Martin, and Massi Basiri
171	LogicGate	864%	Chicago	Illinois	Matt Kunkel

The list (cont.)

Software & services (cont.)

Rank	Company name	% Growth	City	St./Prov.	CEO name
172	Fantuan	857%	Vancouver	British Columbia	Randy Wu
173	Propel Software	853%	Santa Clara	California	Ray Hein
176	Freight Club	833%	Reston	Virginia	Chris Randall
179	Grayshift	821%	Roswell	Georgia	David Miles
181	Kami Vision Incorporated	817%	San Jose	California	Yamin Durrani
182	SentinelOne	814%	Mountain View	California	Tomer Weingarten
184	Later	803%	Vancouver	British Columbia	Roger Patterson
185	ScyllaDB	800%	Palo Alto	California	Dor Laor
186	Ada	794%	Toronto	Ontario	Mike Murchison
188	Appfire	789%	Burlington	Massachusetts	Randall Ward
189	Beam Benefits	782%	Columbus	Ohio	Alex Frommeyer
191	DoiT International	773%	Santa Clara	California	Yoav Toussia-Cohen
193	Eton Solutions	769%	Morrisville	North Carolina	Robert Mallernee
194	AlayaCare	759%	Montréal	Quebec	Adrian Schauer

The list (cont.)

Software & services (cont.)

Rank	Company name	% Growth	City	St./Prov.	CEO name
198	OwnBackup	752%	Englewood Cliffs	New Jersey	Sam Gutmann
199	Simplify Healthcare	750%	Aurora	Illinois	Mohammed Vaid
200	Domino Data Lab	739%	San Francisco	California	Nick Elprin
201	Workato	739%	Mountain View	California	Vijay Tella
202	AllRight English School	738%	City of Wilmington	Delaware	Oleg Oksyuk
203	SpyCloud	737%	Austin	Texas	Ted Ross
204	Full Scale	734%	Kansas City	Kansas	Matthew DeCoursey
205	SmartFinancial	732%	Costa Mesa	California	Lev Barinskiy
206	IRONSCALES	726%	Atlanta	Georgia	Eyal Benishti
207	EBlock	725%	Gloucester	Ontario	Jason McClenahan
210	Premise	721%	San Francisco	California	Maury Blackman
211	Kong Inc.	720%	San Francisco	California	Augusto Marietti
212	ACCELQ	711%	Dallas	Texas	Mahendra Alladi
213	Expel	710%	Herndon	Virginia	Dave Merkel
214	Loadsmart	709%	Chicago	Illinois	Felipe Capella

The list (cont.)

Software & services (cont.)

Rank	Company name	% Growth	City	St./Prov.	CEO name
217	BrightInsight	701%	San Jose	California	Kal Patel, MD
218	Cordless Media	696%	Tempe	Arizona	Darren Chausse
219	Glia	696%	New York	New York	Dan Michaeli
220	CyberGRX	695%	Denver	Colorado	Fred Kneip
222	BlueVoyant	685%	New York	New York	Jim Rosenthal
224	Cyware	681%	New York	New York	Anuj Goel
225	Upfeat	681%	Winnipeg	Manitoba	Matthew Tate
226	Calendly	671%	Avondale Estates	Georgia	Tope Awotona
234	Leap Tools	650%	Toronto	Ontario	Pawel Rajsziel
235	OneSignal	649%	San Mateo	California	George Deglin
236	Overhaul	646%	Austin	Texas	Barry Conlon
237	dbt Labs	642%	Philadelphia	Pennsylvania	Tristan Handy
239	Electric	640%	New York	New York	Ryan Denehy
241	Qualio	638%	San Francisco	California	Robert Fenton

The list (cont.)

Software & services (cont.)

Rank	Company name	% Growth	City	St./Prov.	CEO name
242	CrowdStrike Holdings, Inc.	636%	Austin	Texas	George Kurtz
244	Quantum Metric	623%	Colorado Springs	Colorado	Mario Ciabarra
247	DataDome	618%	New York	New York	Benjamin Fabre
248	Highspot	614%	Seattle	Washington	Robert Wahbe
249	Trulioo	613%	Vancouver	British Columbia	Steve Munford
257	AccuTitle	583%	Ship Bottom	New Jersey	Bill Bartzak
259	hireEZ	578%	Mountain View	California	Steven Jiang
261	Whatfix	576%	San Jose	California	Khadim Batti
263	Accely Inc.	569%	Avenel	New Jersey	Nilesh Shah
266	Sense	557%	San Francisco	California	Anil Darni
269	Rewind	550%	Ottawa	Ontario	Mike Potter
271	LASSO	544%	Nashville	Tennessee	Clay Sifford
272	Bitwise Industries	543%	Fresno	California	Irma Olguin Jr. and Jake Soberal
273	VOSKER	541%	Victoriaville	Quebec	Yan Gagnon

The list (cont.)

Software & services (cont.)

Rank	Company name	% Growth	City	St./Prov.	CEO name
274	One Step GPS	539%	San Fernando	California	Adam Ben Jacob
276	Dragos Inc.	538%	Hanover	Maryland	Robert M. Lee
277	Thinkific	536%	Vancouver	British Columbia	Greg Smith
278	HUNGRY	534%	Arlington	Virginia	Jeff Grass
280	Sentry	527%	San Francisco	California	Milin Desai
282	ShipBob	525%	Chicago	Illinois	Dhruv Saxena
283	Tribe Property Technologies	523%	Vancouver	British Columbia	Joseph Nakhla
284	ID.me, Inc.	520%	McLean	Virginia	Blake Hall
286	RFPIO	516%	Beaverton	Oregon	Ganesh Shankar
287	Zillow Group, Inc.	511%	Seattle	Washington	Richard N. Barton
288	Outreach	508%	Seattle	Washington	Manny Medina
291	Cloud Synapps Inc.	499%	Mississauga	Ontario	Utkarsh Bhatnagar
292	Kenect	499%	Pleasant Grove	Utah	Shaun Sorensen
293	Qumulo	498%	Seattle	Washington	Bill Richter
295	AuditBoard	492%	Cerritos	California	Scott Arnold

The list (cont.)

Software & services (cont.)

Rank	Company name	% Growth	City	St./Prov.	CEO name
297	Sysdig	487%	San Francisco	California	Suresh Vasudevan
298	Jane	487%	North Vancouver	British Columbia	Alison Taylor
299	ActivTrak	485%	Austin	Texas	Rita Selvaggi
303	AlertMedia	478%	Austin	Texas	Christopher Kenessey
305	Prove	475%	New York	New York	Rodger Desai
306	Skilljar	474%	Seattle	Washington	Sandi Lin
308	Valsoft Corporation	472%	Montréal	Quebec	Ouissam Youssef
309	Xometry	468%	Derwood	Maryland	Randy Altschuler
310	CoreView	465%	Atlanta	Georgia	Shawn Lankton
311	eVisit	464%	Mesa	Arizona	Bret Larsen
312	Socure	463%	Incline Village	Nevada	Johnny Ayers
313	HiredScore, Inc.	460%	New York	New York	Athena Karp
314	XSELL Technologies	459%	Chicago	Illinois	Matt Coughlin
316	Ontrak, Inc.	454%	Henderson	Nevada	Jonathan Mayhew
321	CENTEGIX	440%	Atlanta	Georgia	Brent Cobb

The list (cont.)

Software & services (cont.)

Rank	Company name	% Growth	City	St./Prov.	CEO name
322	FullStory	437%	Atlanta	Georgia	Scott Voigt
323	iLobby	436%	North York	Ontario	Ariel Mashiyev
326	Mursion	434%	San Francisco	California	Mark Atkinson
328	ScalePad	429%	Vancouver	British Columbia	Dan Wensley
329	GoodTime	423%	San Francisco	California	Ahryun Moon
330	Remesh	422%	Cleveland	Ohio	Andrew Konya
331	Loopio	421%	Toronto	Ontario	Zak Hemraj
333	Nozomi Networks	420%	San Francisco	California	Edgard Capdevielle
334	Datadog, Inc.	419%	New York	New York	Olivier Pomel
335	ZoomInfo	418%	Vancouver	Washington	Henry Schuck
338	Flexe	410%	Seattle	Washington	Karl Siebrecht
341	Remark Holdings, Inc.	408%	Las Vegas	Nevada	Kai-Shing Tao
342	Proctorio	404%	Scottsdale	Arizona	Mike Olsen
343	Coconut Software	404%	Saskatoon	Saskatchewan	Katherine Regnier
344	Braze	402%	New York	New York	Bill Magnuson

The list (cont.)

Software & services (cont.)

Rank	Company name	% Growth	City	St./Prov.	CEO name
347	PartnerStack	398%	Toronto	Ontario	Bryn Jones
348	Brazen Technologies, Inc	398%	Arlington	Virginia	Ed Barrientos
351	Pendo	398%	Raleigh	North Carolina	Todd Olson
352	Karbon	396%	San Francisco	California	Stuart McLeod
353	Zenoti	396%	Bellevue	Washington	Sudheer Koneru
354	Aircall	395%	New York	New York	Michael Haske
355	Swimlane	395%	Louisville	Colorado	James Brear
356	Enboarder	393%	Austin	Texas	Brent Pearson
358	FreightWaves	390%	Chattanooga	Tennessee	Craig Fuller
359	Weave	389%	Lehi	Utah	Brett White
360	Jobber	388%	Edmonton	Alberta	Sam Pillar
362	Morning Consult	381%	Washington	DC	Michael Ramlet
363	Homecare.com	379%	McLean	Virginia	Todd Walrath
364	Clari	378%	Sunnyvale	California	Andy Byrne

The list (cont.)

Software & services (cont.)

Rank	Company name	% Growth	City	St./Prov.	CEO name
366	Blueshift	376%	San Francisco	California	Vijay Chittoor
370	CEIPAL	371%	Rochester	New York	Sameer Penakalapati
371	Olo	370%	New York	New York	Noah Glass
372	Onit	369%	Houston	Texas	Eric E. Elfman
373	Keyfactor	366%	Independence	Ohio	Jordan Rackie
374	AdAdapted	366%	Ann Arbor	Michigan	Mike Pedersen
376	Shipfusion	365%	Toronto	Ontario	Brandon Luft
380	Nylas	356%	San Francisco	California	Gleb Polyakov
381	Taxfyle	355%	Miami	Florida	Richard Lavina
382	StackAdapt	353%	Toronto	Ontario	Ildar Shar
386	Brilliant Corporation	339%	Reston	Virginia	Sukumar Iyer
388	JobNimbus	338%	Lehi	Utah	Ben Hodson
389	Twilio	337%	San Francisco	California	Jeff Lawson
391	Freestar	334%	Scottsdale	Arizona	Kurt Donnell

The list (cont.)

Software & services (cont.)

Rank	Company name	% Growth	City	St./Prov.	CEO name
392	AudioEye, Inc.	333%	Tucson	Arizona	David Moradi
393	G2	332%	Chicago	Illinois	Godard Abel
395	SourceKnowledge	331%	Montréal	Quebec	Patrick Hopf
396	o9 Solutions	330%	Dallas	Texas	Chakri Gottemukkala
397	NinjaOne	328%	Austin	Texas	Sal Sferlazza
398	Cordial	328%	San Diego	California	Jeremy Swift
400	Veritone, Inc.	326%	Denver	Colorado	Chad Steelberg
402	Stirista	324%	San Antonio	Texas	Ajay Gupta
404	Digital Turbine, Inc.	319%	Austin	Texas	William G. Stone
405	Slice	316%	New York	New York	Iir Sela
406	eStruxture Data Centers	315%	Montréal	Quebec	Todd Coleman
407	Incorta	315%	San Mateo	California	Scott Jones
408	DataRobot	313%	Boston	Massachusetts	Debanjan Saha
410	Submittable	312%	Missoula	Montana	Thor Culverhouse

The list (cont.)



Software & services (cont.)

Rank	Company name	% Growth	City	St./Prov.	CEO name
411	15Five	311%	San Francisco	California	David Hassell
413	Introhive	311%	Fredericton	New Brunswick	Jody Glidden
414	Interos	310%	Arlington	Virginia	Jennifer Bisceglie
415	Mindtickle	309%	San Francisco	California	Krishna Gopal Depura
417	Qmulos	308%	Chantilly	Virginia	Matt Coose
418	Dental Intelligence	307%	Pleasant Grove	Utah	Dan Geraty
419	Branch Metrics Inc.	307%	Palo Alto	California	Alex Austin
420	Komprise	306%	Campbell	California	Kumar Goswami
422	LeaseQuery	304%	Atlanta	Georgia	George Azih
423	PandaDoc	303%	San Francisco	California	Mikita Mikado
424	Medfar Clinical Solutions	303%	Montréal	Quebec	Elias Farah
426	Qentelli LLC	298%	Dallas	Texas	Sanjay Jupudi
428	Redfin Corp	295%	Seattle	Washington	Glenn Kelman
429	CData Software	294%	Chapel Hill	North Carolina	Amit Sharma
434	Lightspeed Commerce Inc.	288%	Montréal	Quebec	Jean Paul Chauvet

The list (cont.)

Software & services (cont.)

Rank	Company name	% Growth	City	St./Prov.	CEO name
435	EngageSmart	287%	Braintree	Massachusetts	Bob Bennett
439	Fleetio	286%	Birmingham	Alabama	Tony Summerville
440	ThinkOn Inc.	285%	Etobicoke	Ontario	Craig McLellan
441	Stensul	285%	New York	New York	Noah Dinkin
442	WellnessLiving	285%	Markham	Ontario	Len Fridman
443	Sayari Labs Inc.	284%	Washington	DC	Farley Mesko
445	SOCi	282%	San Diego	California	Afif Khoury
446	AppViewX	282%	New York	New York	Gregory Webb
448	FundThrough	281%	Toronto	Ontario	Steven Uster
449	Elastic	280%	Mountain View	California	Ash Kulkarni
450	EverCommerce Inc.	278%	Denver	Colorado	Eric Remer
451	Magnite, Inc.	276%	New York	New York	Michael Barrett
455	PureSpectrum	272%	Westlake Village	California	Michael McCrary
458	Brandlive	271%	Portland	Oregon	Sam Kolbert-Hyle
459	Recorded Future	271%	Somerville	Massachusetts	Christopher Ahlberg

The list (cont.)

Software & services (cont.)

Rank	Company name	% Growth	City	St./Prov.	CEO name
461	Appspace	269%	Dallas	Texas	Tony DiBenedetto
462	FM:Systems	269%	Raleigh	North Carolina	Kurt von Koch
463	CircleCI	269%	San Francisco	California	Jim Rose
464	Bill.com Holdings, Inc.	267%	San Jose	California	René Lacerte
466	Boomi	267%	Chesterbrook	Pennsylvania	David Meredith
467	Pattern	266%	Lehi	Utah	David Wright
469	Microblink	264%	Brooklyn	New York	Darren Bassman
470	7shifts	261%	Saskatoon	Saskatchewan	Jordan Boesch
471	Onfleet	261%	San Francisco	California	Khaled Naim
472	Recollective Inc.	261%	Ottawa	Ontario	Alfred Jay
473	Salesloft	260%	Atlanta	Georgia	Kyle Porter
474	Robin	258%	Boston	Massachusetts	Micah Remley
475	Groove	258%	San Francisco	California	Chris Rothstein
476	Zscaler	254%	San Jose	California	Jay Chaudhry
479	Fountain	252%	San Francisco	California	Sean Behr

The list (cont.)

Software & services (cont.)

Rank	Company name	% Growth	City	St./Prov.	CEO name
480	iLearningEngines Inc.	252%	Bethesda	Maryland	Harish Chidambaran
481	Zimperium	252%	Dallas	Texas	Shridhar Mittal
482	Ease	251%	San Francisco	California	David Reid
485	ClarisHealth	248%	Brentwood	Tennessee	Jeff McNeese
486	Smartsheet, Inc.	247%	Bellevue	Washington	Mark Patrick Mader
488	KnowBe4	245%	Clearwater	Florida	Stu Sjouerman
489	Territory Foods	244%	New York	New York	Ellis McCue
490	Skupos	244%	Denver	Colorado	Jake Bolling
491	BillingPlatform	243%	Centennial	Colorado	Dennis Wall
492	Salsify	243%	Boston	Massachusetts	Jason Purcell
496	Altus Assessments Inc.	242%	Toronto	Ontario	Rich Emrich
498	Pinterest, Inc.	241%	San Francisco	California	Bill Ready
499	Podium	241%	Lehi	Utah	Eric Rea
500	Cloudflare, Inc.	241%	San Francisco	California	Matthew Prince

Contacts

Kevin Westcott

US Industry Leader
Technology, Media, and Telecom
Deloitte Consulting LLP
[@KWestcott911](#)

Christie Simons

National Audit & Assurance Leader
Technology, Media, and Telecom
Deloitte & Touche LLP

Anders McKenzie

Canada Industry Leader
Technology, Media, and Telecom
Deloitte Canada
[@andersmckenzie](#)

Heather Gates

National Emerging Growth
Company Leader
Deloitte & Touche LLP
[@HeatherGatesM](#)

Gavin Graves

US Program Manager
Technology Fast 500
Deloitte Services LP
[@Gavin_Graves](#)

Nadine Ulrich

Canada Program Manager
Technology Fast 500
Deloitte Canada

More information

North America Technology Fast 500
www.Fast500.com

For general questions contact:
Fast500@deloitte.com

For PR/media questions contact:
Fast500MediaPR@deloitte.com

Asia Pacific Technology Fast 500
Fast500@deloitte.com

EMEA Technology Fast 500
EMEAFast500@deloitte.co.uk

500TM

Technology **Fast 500**
2022 NORTH AMERICA

Follow us on Twitter at:
[@DeloitteTMT](https://twitter.com/DeloitteTMT) and [#Fast500](https://twitter.com/Fast500)

Deloitte.



About Deloitte

Deloitte refers to one or more of Deloitte Touche Tohmatsu Limited, a UK private company limited by guarantee (“DTTL”), its network of member firms, and their related entities. DTTL and each of its member firms are legally separate and independent entities. DTTL (also referred to as “Deloitte Global”) does not provide services to clients. In the United States, Deloitte refers to one or more of the US member firms of DTTL, their related entities that operate using the “Deloitte” name in the United States, and their respective affiliates. Certain services may not be available to attest clients under the rules and regulations of public accounting. Please see www.deloitte.com/about to learn more about our global network of member firms.

Copyright © 2022 Deloitte Development LLC. All rights reserved.

500TM
Technology Fast 500
2022 NORTH AMERICA