

Medals Table

Medal Standing			Gold	Silver	Bronze	Total
1		AUSTRALIA	30	14	11	55
2		PORTUGAL	13	7	8	28
3		POLAND	12	15	15	42
4		HONG KONG, CHINA	12	11	8	31
5		UKRAINE	11	9	7	27
6		JAPAN	7	7	6	20
7		SPAIN	5	3	2	10
8		SOUTH KOREA	4	4	5	13
9		SWEDEN	3	4	3	10
10		CZECH REPUBLIC	3	3	1	7
11		REP. SOUTH AFRICA	2	7	8	17
12		ITALY	2	4	6	12
13		ESTONIA	2	1	-	3
14		USA	2	-	-	2
15		HUNGARY	1	6	9	16
16		VENEZUELA	1	5	1	7
17		BRAZIL	1	4	3	8
18		ICELAND	1	2	-	3
19		CANADA	1	1	4	6
20		TUNISIA	1	1	3	5
21		I.R. IRAN	1	-	3	4
22		CROATIA	-	4	1	5
23		NETHERLANDS	-	1	3	4
24		RUSSIAN FEDERATION	-	1	2	3
25		GREAT BRITAIN	-	1	2	3
26		MALAYSIA	-	1	-	1
27		FRANCE	-	-	3	3
28		MEXICO	-	-	1	1
29		TAIWAN	-	-	1	1

Results

RANK LN SURNAME & NAME BORN NAT TEAM FINAL

50 m Freestyle - Men Preliminary Heat 1

1	3	TAY Wei Siang	1994	SIN	SINGAPORE	31.21
2	4	ALIJEV Jevgeni	1983	EST	ESTONIA	31.59
3	5	CHEN 1 Yu Chia	1998	MAC	MACAU	36.19

Issued: 29/09/2011 at 9:02

Heat 2

1	4	TAN Eng Kiong	1991	SIN	SINGAPORE	29.33
2	5	DAVRAN Doruk	1994	TUR	TURKEY	30.55
3	2	PAREDES M Luis Fran	1993	ESP	SPAIN	30.60
4	3	CASALI Kevin	1993	ITA	ITALY	30.85
5	6	FRANCHETT Gianluigi	1994	ITA	ITALY	30.90
6	8	RYBA Klaus	1978	AUT	AUSTRIA	31.28
7	1	BATARA Magnus	1991	CAN	CANADA	32.35
8	7	DEMIRCI Muammer C	1990	TUR	TURKEY	34.59

Issued: 29/09/2011 at 9:09

Heat 3

1	3	VERA Alberto	1990	VEN	VENEZUELA	26.31
2	4	CHO Wonsang	1992	KOR	KOREA	26.32
3	5	LEE Inkook	1995	KOR	KOREA	26.40
4	7	SZECHENYI Andras	1989	HUN	HUNGARY	27.83
5	6	NAGAO Tomoyuki	1995	JPN	JAPAN	27.93
6	1	HLAVAE Vladimir	1993	CZE	CZECH REPUBLIC	28.16
7	2	DURAN Raul	1989	MEX	MEXICO	29.45
8	8	CHAN Ethan	1994	AUS	AUSTRALIA	29.84

Issued: 29/09/2011 at 9:11

Heat 4

1	4	FERRAZ Gutemberg	1984	BRA	BRAZIL	25.96
2	3	DONACHIE Patrick	1983	AUS	AUSTRALIA	27.24
3	6	DUTTER Maxime	1984	FRA	FRANCE	27.43
4	8	MAJOKA Siphon	1989	RSA	SOUTH AFRICA	28.66
5	5	CHAGOLLA Juan	1992	MEX	MEXICO	28.72
6	2	RAHIER Adam	1988	CAN	CANADA	28.73
7	1	SILVA Andre' Do	1991	BRA	BRAZIL	30.02
8	7	ANTONIO Charles F	1989	BRA	BRAZIL	30.53

Issued: 29/09/2011 at 9:13

Heat 5

1	4	KILDUFF Mitchell	1996	AUS	AUSTRALIA	25.85
2	5	GROENEWAL Craig	1979	RSA	SOUTH AFRICA	26.81
3	3	WRIGHT Challis	1991	RSA	SOUTH AFRICA	26.90
4	6	BERJEL Ruben	1991	VEN	VENEZUELA	27.66
5	2	ESCALONA Harving	1989	VEN	VENEZUELA	28.49
6	8	ROUELLE Maxime	1993	CAN	CANADA	28.75
7	1	TEJEIRO Frederic	1977	FRA	FRANCE	29.42



RANK	LN	SURNAME & NAME	BORN	NAT	TEAM	FINAL
8	7	SCAFIDI Marco	1987	ITA	ITALY	30.53

Issued: 29/09/2011 at 10:04

Results

RANK SURNAME & NAME BORN NAT TEAM FINAL

50 m Freestyle - Men Preliminary Summary

1	KILDUFF Mitchell	1996	AUS	AUSTRALIA	25.85
2	FERRAZ Gutemberg	1984	BRA	BRAZIL	25.96
3	VERA Alberto	1990	VEN	VENEZUELA	26.31
4	CHO Wonsang	1992	KOR	KOREA	26.32
5	LEE Inkook	1995	KOR	KOREA	26.40
6	GROENEWAL Craig	1979	RSA	SOUTH AFRICA	26.81
7	WRIGHT Challis	1991	RSA	SOUTH AFRICA	26.90
8	DONACHIE Patrick	1983	AUS	AUSTRALIA	27.24
9	DUTTER Maxime	1984	FRA	FRANCE	27.43
10	BERJEL Ruben	1991	VEN	VENEZUELA	27.66
11	SZECHENYI Andras	1989	HUN	HUNGARY	27.83
12	NAGAO Tomoyuki	1995	JPN	JAPAN	27.93
13	HLAVAE Vladimir	1993	CZE	CZECH REPUBLIC	28.16
14	ESCALONA Harving	1989	VEN	VENEZUELA	28.49
15	MAJOKA Siph	1989	RSA	SOUTH AFRICA	28.66
16	CHAGOLLA Juan	1992	MEX	MEXICO	28.72
17	RAHIER Adam	1988	CAN	CANADA	28.73
18	ROUELLE Maxime	1993	CAN	CANADA	28.75
19	TAN Eng Kiong	1991	SIN	SINGAPORE	29.33
20	TEJEIRO Frederic	1977	FRA	FRANCE	29.42
21	DURAN Raul	1989	MEX	MEXICO	29.45
22	CHAN Ethan	1994	AUS	AUSTRALIA	29.84
23	SILVA Andre' Do	1991	BRA	BRAZIL	30.02
24	ANTONIO Charles F	1989	BRA	BRAZIL	30.53
	SCAFIDI Marco	1987	ITA	ITALY	30.53
26	DAVRAN Doruk	1994	TUR	TURKEY	30.55
27	PAREDES M Luis Fran	1993	ESP	SPAIN	30.60
28	CASALI Kevin	1993	ITA	ITALY	30.85
29	FRANCHETT Gianluigi	1994	ITA	ITALY	30.90
30	TAY Wei Siang	1994	SIN	SINGAPORE	31.21
31	RYBA Klaus	1978	AUT	AUSTRIA	31.28
32	ALIJEV Jevgeni	1983	EST	ESTONIA	31.59
33	BATARA Magnus	1991	CAN	CANADA	32.35
34	DEMIRCI Muammer C	1990	TUR	TURKEY	34.59
35	CHEN 1 Yu Chia	1998	MAC	MACAU	36.19

Issued: 29/09/2011 at 10:23

Results

RANK LN SURNAME & NAME BORN NAT TEAM FINAL

50 m Freestyle - Men Final Final

1	4	KILDUFF Mitchell	1996	AUS	AUSTRALIA	25.78
2	5	FERRAZ Gutemberg	1984	BRA	BRAZIL	25.82
3	3	VERA Alberto	1990	VEN	VENEZUELA	26.13
4	6	CHO Wonsang	1992	KOR	KOREA	26.30
5	2	LEE Inkook	1995	KOR	KOREA	26.53
6	1	WRIGHT Challis	1991	RSA	SOUTH AFRICA	26.93
7	7	GROENEWAL Craig	1979	RSA	SOUTH AFRICA	26.95
8	8	DONACHIE Patrick	1983	AUS	AUSTRALIA	27.43

Issued: 29/09/2011 at 15:56

Results

RANK LN SURNAME & NAME BORN NAT TEAM FINAL

50 m Freestyle - Women Preliminary Heat 1

1	4	MINGUET Athana ØSe	1993	FRA	FRANCE	33.63
2	3	CHEW Zi Ling	1992	SIN	SINGAPORE	38.76
3	5	OZTURK Gizem	1990	TUR	TURKEY	43.29

Issued: 29/09/2011 at 9:14

Heat 2

1	4	BIRD Stephanie	1988	GRB	GREAT BRITAIN	30.76
2	5	HOLLAND Nerice	1988	AUS	AUSTRALIA	30.77
3	3	KASKO Kirstie	1992	CAN	CANADA	32.37
4	2	STEFANSDOTTIR Kolbrun A.	1997	ISL	ICELAND	32.47
5	6	HERRERA Stephanie	1993	MEX	MEXICO	34.34
6	1	KOHON Dzsenufer	1995	HUN	HUNGARY	34.68
7	7	HAN Dahee	1992	KOR	KOREA	38.82

Issued: 29/09/2011 at 9:19

Heat 3

1	4	LEO Kara	1992	AUS	AUSTRALIA	30.11
2	3	SMITH Yvonne	1990	RSA	SOUTH AFRICA	31.35
3	5	CHOW Yuen Ying	1988	HKG	HONG KONG	31.64
4	2	CICHOCKI Leslie	1988	USA	UNITED STATES	33.16
5	6	DE MOT Mieke	1985	BEL	BELGIUM	34.57
6	1	BELTRAN DE HEREDIA Ania	1988	ESP	SPAIN	36.68
7	8	STUFANO Rosanna	1990	ITA	ITALY	37.53
8	7	STERRENBURG Leanne	1981	RSA	SOUTH AFRICA	37.95

Issued: 29/09/2011 at 9:20

Heat 4

1	4	CORRY Taylor	1995	AUS	AUSTRALIA	30.33
2	5	ALONSO MORALES Michelle	1994	ESP	SPAIN	31.24
3	3	LINDBERG Pernilla	1994	SWE	SWEDEN	31.34
4	6	MIKOVA Adela	1991	CZE	CZECH REPUBLIC	32.29
5	1	MANDIN Alicia	1989	FRA	FRANCE	34.49
6	7	KRIEL Christelle	1994	RSA	SOUTH AFRICA	34.54
7	2	MORRIER Justine	1997	CAN	CANADA	34.56
8	8	TAPOLCZAI Viktória	1987	HUN	HUNGARY	36.83

Issued: 29/09/2011 at 9:22

Results

RANK SURNAME & NAME BORN NAT TEAM FINAL

50 m Freestyle - Women Preliminary Summary

1	LEO Kara	1992	AUS	AUSTRALIA	30.11
2	CORRY Taylor	1995	AUS	AUSTRALIA	30.33
3	BIRD Stephanie	1988	GRB	GREAT BRITAIN	30.76
4	HOLLAND Nerice	1988	AUS	AUSTRALIA	30.77
5	ALONSO MORALES Michelle	1994	ESP	SPAIN	31.24
6	LINDBERG Pernilla	1994	SWE	SWEDEN	31.34
7	SMITH Yvonne	1990	RSA	SOUTH AFRICA	31.35
8	CHOW Yuen Ying	1988	HKG	HONG KONG	31.64
9	MIKOVA Adela	1991	CZE	CZECH REPUBLIC	32.29
10	KASKO Kirstie	1992	CAN	CANADA	32.37
11	STEFANSDOTTIR Kolbrun A.	1997	ISL	ICELAND	32.47
12	CICHOCKI Leslie	1988	USA	UNITED STATES	33.16
13	MINGUET AthanaØSe	1993	FRA	FRANCE	33.63
14	HERRERA Stephanie	1993	MEX	MEXICO	34.34
15	MANDIN Alicia	1989	FRA	FRANCE	34.49
16	KRIEL Christelle	1994	RSA	SOUTH AFRICA	34.54
17	MORRIER Justine	1997	CAN	CANADA	34.56
18	DE MOT Mieke	1985	BEL	BELGIUM	34.57
19	KOHON Dzszenifer	1995	HUN	HUNGARY	34.68
20	BELTRAN DE HEREDIA Ania	1988	ESP	SPAIN	36.68
21	TAPOLCZAI ViktØria	1987	HUN	HUNGARY	36.83
22	STUFANO Rosanna	1990	ITA	ITALY	37.53
23	STERREBERG Leanne	1981	RSA	SOUTH AFRICA	37.95
24	CHEW Zi Ling	1992	SIN	SINGAPORE	38.76
25	HAN Dahee	1992	KOR	KOREA	38.82
26	OZTURK Gizem	1990	TUR	TURKEY	43.29

Issued: 29/09/2011 at 10:25

Results

RANK LN SURNAME & NAME BORN NAT TEAM FINAL

50 m Freestyle - Women Final Final

1	4	LEO Kara	1992	AUS	AUSTRALIA	29.96
2	5	CORRY Taylor	1995	AUS	AUSTRALIA	30.07
3	2	ALONSO MORALES Michelle	1994	ESP	SPAIN	30.10
4	6	HOLLAND Nerice	1988	AUS	AUSTRALIA	31.00
5	3	BIRD Stephanie	1988	GRB	GREAT BRITAIN	31.02
6	7	LINDBERG Pernilla	1994	SWE	SWEDEN	31.12
7	1	SMITH Yvonne	1990	RSA	SOUTH AFRICA	31.82
8	8	CHOW Yuen Ying	1988	HKG	HONG KONG	32.40

Issued: 29/09/2011 at 16:06

Results

RANK LN SURNAME & NAME BORN NAT TEAM 50 m 100 m 150 m FINAL

200 m Medley - Men Preliminary Heat 1

1	4	CHAN Ching	1991	HKG	HONG KONG	34.32	1'14.48	2'03.69	2'41.31
							40.16	49.21	37.62
2	5	CHAN Ethan	1994	AUS	AUSTRALIA	41.28	1'24.89	2'11.89	2'46.67
							43.61	47.00	34.78
3	2	SCARDONI Marco	1992	ITA	ITALY	35.56	1'25.23	2'14.57	2'56.85
							49.67	49.34	42.28
4	3	BATARA Magnus	1991	CAN	CANADA	36.86	1'25.49	2'17.71	2'58.65
							48.63	52.22	40.94
5	6	FAIRWEATH Maclolm	1984	CAN	CANADA	39.73	1'23.39	2'16.84	2'59.46
							43.66	53.45	42.62

Issued: 29/09/2011 at 9:26

Heat 2

1	4	HEATH Michael	1989	CAN	CANADA	32.50	1'12.56	1'57.94	2'35.62
							40.06	45.38	37.68
2	5	WONG Ka Chung	1987	HKG	HONG KONG	33.88	1'15.68	1'59.64	2'36.08
							41.80	43.96	36.44
3	2	PENA Daniel	1987	VEN	VENEZUELA	32.83	1'19.73	2'09.94	2'45.35
							46.90	50.21	35.41
4	3	MAJOKA Siphon	1989	RSA	SOUTH AFRICA	32.52	1'20.15	2'08.81	2'49.10
							47.63	48.66	40.29
5	6	ROCHA Ivan Jorg	1978	BRA	BRAZIL	37.04	1'22.98	2'17.29	2'58.33
							45.94	54.31	41.04

Issued: 29/09/2011 at 9:42

Results

RANK	SURNAME & NAME	BORN	NAT	TEAM	50 m	100 m	150 m	FINAL
200 m Medley - Men Preliminary Summary								
1	HEATH Michael	1989	CAN	CANADA	32.50	1'12.56	1'57.94	2'35.62
2	WONG Ka Chung	1987	HKG	HONG KONG	33.88	40.06 1'15.68	45.38 1'59.64	37.68 2'36.08
3	CHAN Ching	1991	HKG	HONG KONG	34.32	41.80 1'14.48	43.96 2'03.69	36.44 2'41.31
4	PENA Daniel	1987	VEN	VENEZUELA	32.83	40.16 1'19.73	49.21 2'09.94	37.62 2'45.35
5	CHAN Ethan	1994	AUS	AUSTRALIA	41.28	46.90 1'24.89	50.21 2'11.89	35.41 2'46.67
6	MAJOKA Sipho	1989	RSA	SOUTH AFRICA	32.52	43.61 1'20.15	47.00 2'08.81	34.78 2'49.10
7	SCARDONI Marco	1992	ITA	ITALY	35.56	47.63 1'25.23	48.66 2'14.57	40.29 2'56.85
8	ROCHA Ivan Jorg	1978	BRA	BRAZIL	37.04	49.67 1'22.98	49.34 2'17.29	42.28 2'58.33
9	BATARA Magnus	1991	CAN	CANADA	36.86	45.94 1'25.49	54.31 2'17.71	41.04 2'58.65
10	FAIRWEATH MacIolm	1984	CAN	CANADA	39.73	48.63 1'23.39	52.22 2'16.84	40.94 2'59.46
						43.66	53.45	42.62

Issued: 29/09/2011 at 10:32

Results

RANK LN SURNAME & NAME BORN NAT TEAM 50 m 100 m 150 m FINAL

200 m Medley - Men Final Final

RANK	LN	SURNAME & NAME	BORN	NAT	TEAM	50 m	100 m	150 m	FINAL
1	3	CHAN Ching	1991	HKG	HONG KONG	32.54	1'10.47	1'56.05	2'30.63
2	5	WONG Ka Chung	1987	HKG	HONG KONG	32.62	1'12.90	1'54.18	2'30.71
3	4	HEATH Michael	1989	CAN	CANADA	31.85	1'11.01	1'55.97	2'30.80
4	6	PENA Daniel	1987	VEN	VENEZUELA	31.62	1'14.92	2'04.68	2'42.71
5	2	CHAN Ethan	1994	AUS	AUSTRALIA	39.66	1'23.95	2'12.05	2'45.12
6	7	MAJOKA Siphon	1989	RSA	SOUTH AFRICA	31.65	1'16.51	2'08.00	2'48.78
7	8	ROCHA Ivan Jorg	1978	BRA	BRAZIL	33.40	1'17.75	2'09.90	2'49.23
8	1	SCARDONI Marco	1992	ITA	ITALY	36.04	1'26.19	2'16.74	2'59.59
							50.15	50.55	42.85

Issued: 29/09/2011 at 16:13

Results

RANK LN SURNAME & NAME BORN NAT TEAM 50 m 100 m 150 m FINAL

200 m Medley - Women Preliminary Heat 1

1	4	FOWLER Amanda	1996	AUS	AUSTRALIA	34.48	1'19.17	2'10.77	2'49.99
							44.69	51.60	39.22
2	5	DIAZ DE LA VEGA Mariana	1987	MEX	MEXICO	37.36	1'28.73	2'20.62	3'01.83
							51.37	51.89	41.21
3	3	MORRIER Justine	1997	CAN	CANADA	43.28	1'31.72	2'26.53	3'09.11
							48.44	54.81	42.58
4	6	MEGGYESI Orsolya	1995	HUN	HUNGARY	41.93	1'32.57	2'30.08	3'16.31
							50.64	57.51	46.23
5	7	KRIEL Christelle	1994	RSA	SOUTH AFRICA	43.29	1'31.85	2'33.16	3'17.87
							48.56	1'01.31	44.71
6	2	CICHOCKI Leslie	1988	USA	UNITED STATES	46.46	1'35.82	2'44.38	3'29.49
							49.36	1'08.56	45.11

Issued: 29/09/2011 at 11:25

Heat 2

1	4	HOLLAND Nerice	1988	AUS	AUSTRALIA	33.96	1'16.52	2'06.60	2'43.21
							42.56	50.08	36.61
2	3	MIKOVA Adela	1991	CZE	CZECH REPUBLIC	37.05	1'27.64	2'18.07	2'58.17
							50.59	50.43	40.10
3	5	KOTVYTSKA Olena	1990	UKR	UKRAINE	37.50	1'25.63	2'17.33	2'59.31
							48.13	51.70	41.98
4	6	HERRERA Stephanie	1993	MEX	MEXICO	41.62	1'35.85	2'27.06	3'07.93
							54.23	51.21	40.87
5	2	BELTRAN DE HEREDIA Ania	1988	ESP	SPAIN	44.40	1'40.43	2'40.85	3'25.44
							56.03	1'00.42	44.59
6	7	MICHIE Meagan	1989	CAN	CANADA	55.04	1'51.99	2'50.51	3'39.77
							56.95	58.52	49.26
7	1	ANTUNES Kelly Da Silva	1981	BRA	BRAZIL	47.55	1'52.51	2'52.23	3'47.27
							1'04.96	59.72	55.04

Issued: 29/09/2011 at 9:40

Results

RANK	SURNAME & NAME	BORN	NAT	TEAM	50 m	100 m	150 m	FINAL
------	----------------	------	-----	------	------	-------	-------	-------

200 m Medley - Women Preliminary Summary

1	HOLLAND Nerice	1988	AUS	AUSTRALIA	33.96	1'16.52	2'06.60	2'43.21
2	FOWLER Amanda	1996	AUS	AUSTRALIA	34.48	42.56 1'19.17	50.08 2'10.77	36.61 2'49.99
3	MIKOVA Adela	1991	CZE	CZECH REPUBLIC	37.05	44.69 1'27.64	51.60 2'18.07	39.22 2'58.17
4	KOTVYTSKA Olena	1990	UKR	UKRAINE	37.50	50.59 1'25.63	50.43 2'17.33	40.10 2'59.31
5	DIAZ DE LA VEGA Mariana	1987	MEX	MEXICO	37.36	48.13 1'28.73	51.70 2'20.62	41.98 3'01.83
6	HERRERA Stephanie	1993	MEX	MEXICO	41.62	51.37 1'35.85	51.89 2'27.06	41.21 3'07.93
7	MORRIER Justine	1997	CAN	CANADA	43.28	54.23 1'31.72	51.21 2'26.53	40.87 3'09.11
8	MEGGYESI Orsolya	1995	HUN	HUNGARY	41.93	48.44 1'32.57	54.81 2'30.08	42.58 3'16.31
9	KRIEL Christelle	1994	RSA	SOUTH AFRICA	43.29	50.64 1'31.85	57.51 2'33.16	46.23 3'17.87
10	BELTRAN DE HEREDIA Ania	1988	ESP	SPAIN	44.40	48.56 1'40.43	1'01.31 2'40.85	44.71 3'25.44
11	CICHOCKI Leslie	1988	USA	UNITED STATES	46.46	56.03 1'35.82	1'00.42 2'44.38	44.59 3'29.49
12	MICHIE Meagan	1989	CAN	CANADA	55.04	49.36 1'51.99	1'08.56 2'50.51	45.11 3'39.77
13	ANTUNES Kelly Da Silva	1981	BRA	BRAZIL	47.55	56.95 1'52.51	58.52 2'52.23	49.26 3'47.27
						1'04.96	59.72	55.04

Issued: 29/09/2011 at 11:26

Results

RANK LN SURNAME & NAME BORN NAT TEAM 50 m 100 m 150 m FINAL

200 m Medley - Women Final Final

RANK	LN	SURNAME & NAME	BORN	NAT	TEAM	50 m	100 m	150 m	FINAL
1	4	HOLLAND Nerice	1988	AUS	AUSTRALIA	34.31	1'16.99	2'06.29	2'42.84
2	5	FOWLER Amanda	1996	AUS	AUSTRALIA	34.45	42.68 1'18.54	49.30 2'08.05	36.55 2'47.24
3	6	KOTVYTSKA Olena	1990	UKR	UKRAINE	37.86	44.09 1'26.06	49.51 2'14.95	39.19 2'56.64
4	3	MIKOVA Adela	1991	CZE	CZECH REPUBLIC	37.68	48.20 1'27.80	48.89 2'18.21	41.69 2'57.85
5	2	DIAZ DE LA VEGA Mariana	1987	MEX	MEXICO	37.45	50.12 1'27.25	50.41 2'18.93	39.64 2'58.51
6	1	MORRIER Justine	1997	CAN	CANADA	39.91	49.80 1'43.27	51.68 2'19.83	39.58 2'58.93
7	7	HERRERA Stephanie	1993	MEX	MEXICO	46.57	1'03.36 1'32.13	36.56 2'28.90	39.10 3'10.03
8	8	MEGGYESI Orsolya	1995	HUN	HUNGARY	41.23	45.56 1'33.93	56.77 2'30.82	41.13 3'17.73
							52.70	56.89	46.91

Issued: 29/09/2011 at 16:32

Results

RANK LN SURNAME & NAME BORN NAT TEAM 50 m 100 m 150 m FINAL

200 m Backstroke - Men Preliminary Heat 1

1	4	RAHIER Adam	1988	CAN	CANADA	35.21	1'12.26	1'49.99	2'27.03
2	3	QING Michael	1992	CAN	CANADA	37.39	1'18.18	1'59.62	2'39.87
3	5	BABEY Igor	1981	UKR	UKRAINE	36.98	1'16.89	1'59.96	2'43.44
4	2	BOON Dalton	1994	CAN	CANADA	38.37	1'22.29	2'07.75	2'50.63
5	7	CHEN Yu Chia	1998	MAC	MACAU	49.02	1'39.54	2'31.78	3'19.92
							50.52	52.24	48.14

NOT CLASSIFIED

6 **BERJEL Ruben** 1991 VEN VENEZUELA **DNF**

Issued: 29/09/2011 at 9:45

Heat 2

1	4	CHAN Man Tung	1990	HKG	HONG KONG	35.21	1'13.51	1'52.65	2'32.32
2	6	GROENEWAL Martyn	1990	RSA	SOUTH AFRICA	35.88	1'14.08	1'53.39	2'33.60
3	5	LEE David	1987	AUS	AUSTRALIA	36.14	1'14.63	1'55.49	2'36.70
4	2	HLAVAE Vladimir	1993	CZE	CZECH REPUBLIC	40.32	1'23.47	2'06.11	2'48.07
5	3	KUSHCH Vadym	1995	UKR	UKRAINE	40.32	1'24.42	2'10.08	2'54.92
6	7	SILVA Andre' Do	1991	BRA	BRAZIL	40.68	1'25.38	2'12.60	2'58.22
							44.70	47.22	45.62

Issued: 29/09/2011 at 9:50

Results

RANK	SURNAME & NAME	BORN	NAT	TEAM	50 m	100 m	150 m	FINAL
------	----------------	------	-----	------	------	-------	-------	-------

200 m Backstroke - Men Preliminary Summary

1	RAHIER Adam	1988	CAN	CANADA	35.21	1'12.26	1'49.99	2'27.03
						37.05	37.73	37.04
2	CHAN Man Tung	1990	HKG	HONG KONG	35.21	1'13.51	1'52.65	2'32.32
						38.30	39.14	39.67
3	GROENEWAL Martyn	1990	RSA	SOUTH AFRICA	35.88	1'14.08	1'53.39	2'33.60
						38.20	39.31	40.21
4	LEE David	1987	AUS	AUSTRALIA	36.14	1'14.63	1'55.49	2'36.70
						38.49	40.86	41.21
5	QING Michael	1992	CAN	CANADA	37.39	1'18.18	1'59.62	2'39.87
						40.79	41.44	40.25
6	BABEY Igor	1981	UKR	UKRAINE	36.98	1'16.89	1'59.96	2'43.44
						39.91	43.07	43.48
7	HLAVAE Vladimir	1993	CZE	CZECH REPUBLIC	40.32	1'23.47	2'06.11	2'48.07
						43.15	42.64	41.96
8	BOON Dalton	1994	CAN	CANADA	38.37	1'22.29	2'07.75	2'50.63
						43.92	45.46	42.88
9	KUSHCH Vadym	1995	UKR	UKRAINE	40.32	1'24.42	2'10.08	2'54.92
						44.10	45.66	44.84
10	SILVA Andre' Do	1991	BRA	BRAZIL	40.68	1'25.38	2'12.60	2'58.22
						44.70	47.22	45.62
11	CHEN Yu Chia	1998	MAC	MACAU	49.02	1'39.54	2'31.78	3'19.92
						50.52	52.24	48.14
	NOT CLASSIFIED							
	BERJEL Ruben	1991	VEN	VENEZUELA				DNF

Issued: 29/09/2011 at 10:53

Results

RANK LN SURNAME & NAME BORN NAT TEAM 50 m 100 m 150 m FINAL

200 m Backstroke - Men Final Final

RANK	LN	SURNAME & NAME	BORN	NAT	TEAM	50 m	100 m	150 m	FINAL
1	4	RAHIER Adam	1988	CAN	CANADA	34.30	1'10.78	1'48.55	2'25.57
2	5	CHAN Man Tung	1990	HKG	HONG KONG	33.84	36.48 1'10.05	37.77 1'48.85	37.02 2'28.46
3	3	GROENEWAL Martyn	1990	RSA	SOUTH AFRICA	36.07	36.21 1'14.45	38.80 1'54.55	39.61 2'34.36
4	6	LEE David	1987	AUS	AUSTRALIA	35.71	38.38 1'14.33	40.10 1'56.34	39.81 2'36.46
5	2	QING Michael	1992	CAN	CANADA	38.15	38.62 1'18.55	42.01 2'00.01	40.12 2'40.15
6	7	BABEY Igor	1981	UKR	UKRAINE	37.73	40.40 1'16.55	41.46 2'01.74	40.14 2'43.72
7	1	HLAVAE Vladimir	1993	CZE	CZECH REPUBLIC	39.10	38.82 1'24.70	45.19 2'03.80	41.98 2'44.94
8	8	BOON Dalton	1994	CAN	CANADA	40.49	45.60 1'22.88	39.10 2'08.88	41.14 2'52.57
							42.39	46.00	43.69

Issued: 29/09/2011 at 16:38

Results

RANK LN SURNAME & NAME BORN NAT TEAM 50 m 100 m 150 m FINAL

200 m Backstroke - Women Preliminary Heat 1

1	5	FOWLER Amanda	1996	AUS	AUSTRALIA	39.07	1'21.73	2'07.84	2'50.59
2	4	KASKO Kirstie	1992	CAN	CANADA	39.71	42.66 1'24.47	46.11 2'11.72	42.75 2'57.31
3	3	TAPOLCZAI Viktória	1987	HUN	HUNGARY	42.76	44.76 1'29.71	47.25 2'17.00	45.59 3'05.01
4	6	CICHOCKI Leslie	1988	USA	UNITED STATES	44.74	46.95 1'33.13	47.29 2'22.60	48.01 3'10.57
5	2	MEGGYESI Orsolya	1995	HUN	HUNGARY	47.96	48.39 1'42.15	49.47 2'40.57	47.97 3'35.81
6	7	D'ODORICO Elena	1985	ITA	ITALY	54.90	54.19 1'51.03	58.42 2'50.60	55.24 3'46.39
							56.13	59.57	55.79

Issued: 29/09/2011 at 9:55

Heat 2

1	4	NISHIO Yoshiko	1982	JPN	JAPAN	41.77	1'24.98	2'10.64	2'54.84
2	3	TANG Chui Fan	1990	HKG	HONG KONG	44.54	43.21 1'32.86	45.66 2'21.71	44.20 3'09.52
3	6	CHENERY Lucy	1995	GRB	GREAT BRITAIN	44.09	48.32 1'32.74	48.85 2'22.58	47.81 3'11.49
4	5	DIAZ DE LA VEGA Mariana	1987	MEX	MEXICO	46.81	48.65 1'35.90	49.84 2'25.23	48.91 3'12.94
5	2	SMIT Dorothy	1985	RSA	SOUTH AFRICA	47.88	49.09 1'37.58	49.33 2'28.11	47.71 3'18.04
6	7	OBERHAUSER Kathrin	1992	ITA	ITALY	44.60	49.70 1'39.04	50.53 2'49.00	49.93 3'24.81
							54.44	1'09.96	35.81

Issued: 29/09/2011 at 10:00

Results

RANK	SURNAME & NAME	BORN	NAT	TEAM	50 m	100 m	150 m	FINAL
------	----------------	------	-----	------	------	-------	-------	-------

200 m Backstroke - Women Preliminary Summary

1	FOWLER Amanda	1996	AUS	AUSTRALIA	39.07	1'21.73	2'07.84	2'50.59
						42.66	46.11	42.75
2	NISHIO Yoshiko	1982	JPN	JAPAN	41.77	1'24.98	2'10.64	2'54.84
						43.21	45.66	44.20
3	KASKO Kirstie	1992	CAN	CANADA	39.71	1'24.47	2'11.72	2'57.31
						44.76	47.25	45.59
4	TAPOLCZAI Viktória	1987	HUN	HUNGARY	42.76	1'29.71	2'17.00	3'05.01
						46.95	47.29	48.01
5	TANG Chui Fan	1990	HKG	HONG KONG	44.54	1'32.86	2'21.71	3'09.52
						48.32	48.85	47.81
6	CICHOCKI Leslie	1988	USA	UNITED STATES	44.74	1'33.13	2'22.60	3'10.57
						48.39	49.47	47.97
7	CHEENERY Lucy	1995	GRB	GREAT BRITAIN	44.09	1'32.74	2'22.58	3'11.49
						48.65	49.84	48.91
8	DIAZ DE LA VEGA Mariana	1987	MEX	MEXICO	46.81	1'35.90	2'25.23	3'12.94
						49.09	49.33	47.71
9	SMIT Dorothy	1985	RSA	SOUTH AFRICA	47.88	1'37.58	2'28.11	3'18.04
						49.70	50.53	49.93
10	OBERHAUSER Kathrin	1992	ITA	ITALY	44.60	1'39.04	2'49.00	3'24.81
						54.44	1'09.96	35.81
11	MEGGYESI Orsolya	1995	HUN	HUNGARY	47.96	1'42.15	2'40.57	3'35.81
						54.19	58.42	55.24
12	D'ODORICO Elena	1985	ITA	ITALY	54.90	1'51.03	2'50.60	3'46.39
						56.13	59.57	55.79

Issued: 29/09/2011 at 10:56

Results

RANK LN SURNAME & NAME BORN NAT TEAM 50 m 100 m 150 m FINAL

200 m Backstroke - Women Final Final

RANK	LN	SURNAME & NAME	BORN	NAT	TEAM	50 m	100 m	150 m	FINAL
1	4	FOWLER Amanda	1996	AUS	AUSTRALIA	38.45	1'20.86	2'05.64	2'47.36
							42.41	44.78	41.72
2	5	NISHIO Yoshiko	1982	JPN	JAPAN	41.84	1'25.21	2'10.46	2'53.90
							43.37	45.25	43.44
3	3	KASKO Kirstie	1992	CAN	CANADA	40.10	1'24.54	2'10.37	2'55.63
							44.44	45.83	45.26
4	2	TANG Chui Fan	1990	HKG	HONG KONG	41.73	1'27.11	2'13.61	2'57.18
							45.38	46.50	43.57
5	6	TAPOLCZAI Viktória	1987	HUN	HUNGARY	42.82	1'28.47	2'16.51	3'04.21
							45.65	48.04	47.70
6	7	CICHOCKI Leslie	1988	USA	UNITED STATES	42.47	1'32.95	2'21.75	3'07.13
							50.48	48.80	45.38
7	1	CHENERY Lucy	1995	GRB	GREAT BRITAIN	44.33	1'33.52	2'24.63	3'14.14
							49.19	51.11	49.51
8	8	DIAZ DE LA VEGA Mariana	1987	MEX	MEXICO	49.56	1'40.65	2'37.73	3'29.54
							51.09	57.08	51.81

Issued: 29/09/2011 at 16:57

Results

RANK LN SURNAME & NAME BORN NAT TEAM 50 m 100 m 150 m FINAL

200 m Freestyle - Men Preliminary Heat 1

1	5	BERARDI Luca	1983	ITA	ITALY	33.07	1'11.51	1'51.65	2'30.72
							38.44	40.14	39.07
2	3	SCAFIDI Marco	1987	ITA	ITALY	32.59	1'12.43	1'54.43	2'34.38
							39.84	42.00	39.95
3	4	CHEN 1 Yu Chia	1998	MAC	MACAU	37.52	1'18.24	1'59.57	2'39.52
							40.72	41.33	39.95

Issued: 29/09/2011 at 10:06

Heat 2

1	4	DEFORGE Jacky	1985	FRA	FRANCE	30.82	1'05.40	1'42.76	2'19.56
							34.58	37.36	36.80
2	5	BOON Dalton	1994	CAN	CANADA	31.24	1'06.90	1'44.36	2'20.38
							35.66	37.46	36.02
3	6	DURAN Raul	1989	MEX	MEXICO	32.85	1'09.03	1'47.05	2'24.84
							36.18	38.02	37.79
4	7	LIN Hsien-Chu	1994	TPE	TAIWAN	33.26	1'09.71	1'48.53	2'27.02
							36.45	38.82	38.49
5	2	PAREDES M Luis Fran	1993	ESP	SPAIN	33.14	1'10.29	1'49.52	2'28.13
							37.15	39.23	38.61
6	3	ESCALONA Harving	1989	VEN	VENEZUELA	41.71	1'13.06	1'52.89	2'29.30
							31.35	39.83	36.41

Issued: 29/09/2011 at 10:12

Heat 3

1	5	TSUGAWA Takuya	1992	JPN	JAPAN	29.26	1'00.72	1'34.32	2'07.00
							31.46	33.60	32.68
2	4	GROENEWAL Craig	1979	RSA	SOUTH AFRICA	30.35	1'02.80	1'35.69	2'08.32
							32.45	32.89	32.63
3	6	WRIGHT Challis	1991	RSA	SOUTH AFRICA	30.57	1'04.62	1'38.21	2'11.70
							34.05	33.59	33.49
4	7	POPOV Denis	1989	RUS	RUSSIAN FEDERATION	29.14	1'01.61	1'36.21	2'11.91
							32.47	34.60	35.70
5	3	DONACHIE Patrick	1983	AUS	AUSTRALIA	30.14	1'03.18	1'38.40	2'13.95
							33.04	35.22	35.55
6	2	DUTTER Maxime	1984	FRA	FRANCE	30.93	1'05.18	1'40.32	2'13.96
							34.25	35.14	33.64
7	1	ROUSELLE Maxime	1993	CAN	CANADA	30.94	1'04.81	1'40.16	2'15.54
							33.87	35.35	35.38
8	8	DAVRAN Doruk	1994	TUR	TURKEY	30.81	1'04.86	1'41.04	2'17.47
							34.05	36.18	36.43

Issued: 29/09/2011 at 10:13

Heat 4

1	4	MIYAZAKI Satoru	1992	JPN	JAPAN	28.60	59.75	1'33.15	2'06.51
							31.15	33.40	33.36
2	3	AU Kai Lun	1993	HKG	HONG KONG	29.24	1'02.77	1'36.82	2'09.60
							33.53	34.05	32.78
3	5	JUNG Yangmook	1988	KOR	KOREA	29.53	1'02.23	1'35.99	2'09.89
							32.70	33.76	33.90

RANK	LN	SURNAME & NAME	BORN	NAT	TEAM	50 m	100 m	150 m	FINAL
4	6	VERA Alberto	1990	VEN	VENEZUELA	29.39	1'03.23	1'37.98	2'12.41
							33.84	34.75	34.43
5	2	CASALI Kevin	1993	ITA	ITALY	32.02	1'05.84	1'40.45	2'14.44
							33.82	34.61	33.99
6	7	BERJEL Ruben	1991	VEN	VENEZUELA	30.61	1'04.74	1'40.83	2'17.14
							34.13	36.09	36.31
7	8	HLAVAE Vladimir	1993	CZE	CZECH REPUBLIC	32.35	1'08.18	1'44.99	2'19.93
							35.83	36.81	34.94
8	1	CHAN Ching	1991	HKG	HONG KONG	31.04	1'06.24	1'43.42	2'20.64
							35.20	37.18	37.22

Issued: 29/09/2011 at 10:17

Heat 5

1	4	CHO Wonsang	1992	KOR	KOREA	28.18	59.28	1'31.00	2'02.86
							31.10	31.72	31.86
2	5	KILDUFF Mitchell	1996	AUS	AUSTRALIA	28.41	1'00.30	1'33.84	2'05.20
							31.89	33.54	31.36
3	3	LEE Tsun Sang	1992	HKG	HONG KONG	29.65	1'02.18	1'36.24	2'10.70
							32.53	34.06	34.46
4	2	MOATE Craig	1985	GRB	GREAT BRITAIN	30.81	1'03.98	1'38.91	2'13.60
							33.17	34.93	34.69
5	6	HEATH Michael	1989	CAN	CANADA	31.30	1'06.11	1'42.50	2'18.18
							34.81	36.39	35.68
6	1	SZECHENYI Andras	1989	HUN	HUNGARY	30.47	1'04.80	1'40.57	2'18.25
							34.33	35.77	37.68
7	8	DE FREITA Raymond	1989	RSA	SOUTH AFRICA	32.05	1'07.06	1'43.98	2'20.43
							35.01	36.92	36.45
8	7	CHAGOLLA Juan	1992	MEX	MEXICO	30.61	1'05.31	1'46.02	2'21.22
							34.70	40.71	35.20

Issued: 29/09/2011 at 11:27

Results

RANK	SURNAME & NAME	BORN	NAT	TEAM	50 m	100 m	150 m	FINAL
------	----------------	------	-----	------	------	-------	-------	-------

200 m Freestyle - Men Preliminary Summary

1	CHO Wonsang	1992	KOR	KOREA	28.18	59.28	1'31.00	2'02.86
						31.10	31.72	31.86
2	KILDUFF Mitchell	1996	AUS	AUSTRALIA	28.41	1'00.30	1'33.84	2'05.20
						31.89	33.54	31.36
3	MIYAZAKI Satoru	1992	JPN	JAPAN	28.60	59.75	1'33.15	2'06.51
						31.15	33.40	33.36
4	TSUGAWA Takuya	1992	JPN	JAPAN	29.26	1'00.72	1'34.32	2'07.00
						31.46	33.60	32.68
5	GROENEWAL Craig	1979	RSA	SOUTH AFRICA	30.35	1'02.80	1'35.69	2'08.32
						32.45	32.89	32.63
6	AU Kai Lun	1993	HKG	HONG KONG	29.24	1'02.77	1'36.82	2'09.60
						33.53	34.05	32.78
7	JUNG Yangmook	1988	KOR	KOREA	29.53	1'02.23	1'35.99	2'09.89
						32.70	33.76	33.90
8	LEE Tsun Sang	1992	HKG	HONG KONG	29.65	1'02.18	1'36.24	2'10.70
						32.53	34.06	34.46
9	WRIGHT Challis	1991	RSA	SOUTH AFRICA	30.57	1'04.62	1'38.21	2'11.70
						34.05	33.59	33.49
10	POPOV Denis	1989	RUS	RUSSIAN FEDERATION	29.14	1'01.61	1'36.21	2'11.91
						32.47	34.60	35.70
11	VERA Alberto	1990	VEN	VENEZUELA	29.39	1'03.23	1'37.98	2'12.41
						33.84	34.75	34.43
12	MOATE Craig	1985	GRB	GREAT BRITAIN	30.81	1'03.98	1'38.91	2'13.60
						33.17	34.93	34.69
13	DONACHIE Patrick	1983	AUS	AUSTRALIA	30.14	1'03.18	1'38.40	2'13.95
						33.04	35.22	35.55
14	DUTTER Maxime	1984	FRA	FRANCE	30.93	1'05.18	1'40.32	2'13.96
						34.25	35.14	33.64
15	CASALI Kevin	1993	ITA	ITALY	32.02	1'05.84	1'40.45	2'14.44
						33.82	34.61	33.99
16	ROUELLE Maxime	1993	CAN	CANADA	30.94	1'04.81	1'40.16	2'15.54
						33.87	35.35	35.38
17	BERJEL Ruben	1991	VEN	VENEZUELA	30.61	1'04.74	1'40.83	2'17.14
						34.13	36.09	36.31
18	DAVRAN Doruk	1994	TUR	TURKEY	30.81	1'04.86	1'41.04	2'17.47
						34.05	36.18	36.43
19	HEATH Michael	1989	CAN	CANADA	31.30	1'06.11	1'42.50	2'18.18
						34.81	36.39	35.68
20	SZECHENYI Andras	1989	HUN	HUNGARY	30.47	1'04.80	1'40.57	2'18.25
						34.33	35.77	37.68
21	DEFORGE Jacky	1985	FRA	FRANCE	30.82	1'05.40	1'42.76	2'19.56
						34.58	37.36	36.80
22	HLAVAE Vladimir	1993	CZE	CZECH REPUBLIC	32.35	1'08.18	1'44.99	2'19.93
						35.83	36.81	34.94
23	BOON Dalton	1994	CAN	CANADA	31.24	1'06.90	1'44.36	2'20.38
						35.66	37.46	36.02
24	DE FREITA Raymond	1989	RSA	SOUTH AFRICA	32.05	1'07.06	1'43.98	2'20.43
						35.01	36.92	36.45
25	CHAN Ching	1991	HKG	HONG KONG	31.04	1'06.24	1'43.42	2'20.64
						35.20	37.18	37.22
26	CHAGOLLA Juan	1992	MEX	MEXICO	30.61	1'05.31	1'46.02	2'21.22
						34.70	40.71	35.20
27	DURAN Raul	1989	MEX	MEXICO	32.85	1'09.03	1'47.05	2'24.84
						36.18	38.02	37.79
28	LIN Hsien-Chu	1994	TPE	TAIWAN	33.26	1'09.71	1'48.53	2'27.02
						36.45	38.82	38.49

RANK	SURNAME & NAME	BORN	NAT	TEAM	50 m	100 m	150 m	FINAL
29	PAREDES M Luis Fran	1993	ESP	SPAIN	33.14	1'10.29	1'49.52	2'28.13
						37.15	39.23	38.61
30	ESCALONA Harving	1989	VEN	VENEZUELA	41.71	1'13.06	1'52.89	2'29.30
						31.35	39.83	36.41
31	BERARDI Luca	1983	ITA	ITALY	33.07	1'11.51	1'51.65	2'30.72
						38.44	40.14	39.07
32	SCAFIDI Marco	1987	ITA	ITALY	32.59	1'12.43	1'54.43	2'34.38
						39.84	42.00	39.95
33	CHEN 1 Yu Chia	1998	MAC	MACAU	37.52	1'18.24	1'59.57	2'39.52
						40.72	41.33	39.95

Issued: 29/09/2011 at 11:27

Results

RANK LN SURNAME & NAME BORN NAT TEAM 50 m 100 m 150 m FINAL

200 m Freestyle - Men Final Final

RANK	LN	SURNAME & NAME	BORN	NAT	TEAM	50 m	100 m	150 m	FINAL
1	4	CHO Wonsang	1992	KOR	KOREA	28.79	59.36	1'30.46	2'02.24
							30.57	31.10	31.78
2	5	KILDUFF Mitchell	1996	AUS	AUSTRALIA	29.13	1'00.52	1'33.33	2'03.12
							31.39	32.81	29.79
3	3	MIYAZAKI Satoru	1992	JPN	JAPAN	28.56	59.99	1'32.91	2'05.86
							31.43	32.92	32.95
4	2	GROENEWAL Craig	1979	RSA	SOUTH AFRICA	29.71	1'01.47	1'34.09	2'06.60
							31.76	32.62	32.51
5	6	TSUGAWA Takuya	1992	JPN	JAPAN	30.10	1'01.53	1'34.00	2'08.18
							31.43	32.47	34.18
6	1	JUNG Yangmook	1988	KOR	KOREA	29.91	1'02.08	1'35.42	2'08.55
							32.17	33.34	33.13
7	7	AU Kai Lun	1993	HKG	HONG KONG	30.68	1'01.92	1'35.40	2'09.18
							31.24	33.48	33.78
8	8	LEE Tsun Sang	1992	HKG	HONG KONG	29.61	1'02.14	1'35.44	2'09.34
							32.53	33.30	33.90

Issued: 29/09/2011 at 17:04

Results

RANK LN SURNAME & NAME BORN NAT TEAM 50 m 100 m 150 m FINAL

200 m Freestyle - Women Preliminary Heat 1

1	5	MINGUET AthanaØSe	1993	FRA	FRANCE	38.00	1'22.76	2'12.43	3'02.02
							44.76	49.67	49.59
2	3	GILBERT Sarah	1990	USA	UNITED STATES	44.75	1'35.29	2'28.38	3'18.32
							50.54	53.09	49.94
3	4	GAECHTER Nadine	1984	AUT	AUSTRIA	44.06	1'35.52	2'30.70	3'27.30
							51.46	55.18	56.60
4	6	DENIZ Ege	1995	TUR	TURKEY	54.62	1'54.09	2'55.39	3'57.10
							59.47	1'01.30	1'01.71

Issued: 29/09/2011 at 10:27

Heat 2

1	4	CICHOCKI Leslie	1988	USA	UNITED STATES	37.19	1'20.13	2'06.68	2'47.94
							42.94	46.55	41.26
2	5	FOWLER Cornelia	1980	RSA	SOUTH AFRICA	38.96	1'21.81	2'06.52	2'48.08
							42.85	44.71	41.56
3	6	BELTRAN DE HEREDIA Ania	1988	ESP	SPAIN	39.76	1'25.47	2'11.98	2'56.57
							45.71	46.51	44.59
4	3	CORRADIN Silvia	1983	ITA	ITALY	38.74	1'23.59	2'10.56	2'56.93
							44.85	46.97	46.37
5	7	OBERHAUSER Kathrin	1992	ITA	ITALY	37.28	1'28.21	2'18.99	3'09.17
							50.93	50.78	50.18
6	1	CHEW Zi Ling	1992	SIN	SINGAPORE	44.52	1'34.72	2'25.20	3'10.17
							50.20	50.48	44.97
7	2	STUFANO Rosanna	1990	ITA	ITALY	42.24	1'32.51	2'24.64	3'12.65
							50.27	52.13	48.01
8	8	MICHIE Meagan	1989	CAN	CANADA	48.24	1'40.11	2'33.61	3'24.27
							51.87	53.50	50.66

Issued: 29/09/2011 at 10:36

Heat 3

1	4	LINDBERG Pernilla	1994	SWE	SWEDEN	32.58	1'07.46	1'43.91	2'20.68
							34.88	36.45	36.77
2	5	CHOW Yuen Ying	1988	HKG	HONG KONG	34.22	1'11.69	1'51.37	2'30.12
							37.47	39.68	38.75
3	6	RESENDIZ Beatriz	1988	MEX	MEXICO	35.05	1'12.65	1'52.73	2'31.60
							37.60	40.08	38.87
4	3	BIRD Stephanie	1988	GRB	GREAT BRITAIN	34.27	1'14.59	1'55.66	2'36.01
							40.32	41.07	40.35
5	8	PARK Woosun	1990	KOR	KOREA	45.06	1'15.59	2'00.01	2'38.84
							30.53	44.42	38.83
6	2	HERRERA Stephanie	1993	MEX	MEXICO	41.13	1'22.67	2'04.94	2'43.38
							41.54	42.27	38.44
7	1	BERCZI Zsafia	1981	HUN	HUNGARY	37.56	1'19.33	2'02.24	2'45.21
							41.77	42.91	42.97
8	7	CHENERY Lucy	1995	GRB	GREAT BRITAIN	37.42	1'19.54	2'04.75	2'45.83
							42.12	45.21	41.08

Issued: 29/09/2011 at 10:39

RANK LN SURNAME & NAME BORN NAT TEAM 50 m 100 m 150 m FINAL

Heat 4

1	4	LEO Kara	1992	AUS	AUSTRALIA	33.29	1'09.30	1'44.89	2'19.84
							36.01	35.59	34.95
2	5	HOLLAND Nerice	1988	AUS	AUSTRALIA	33.92	1'11.31	1'49.26	2'26.56
							37.39	37.95	37.30
3	3	ALONSO MORALES Michelle	1994	ESP	SPAIN	32.81	1'10.10	1'52.25	2'34.94
							37.29	42.15	42.69
4	6	DIAZ DE LA VEGA Mariana	1987	MEX	MEXICO	35.89	1'18.39	2'00.04	2'39.66
							42.50	41.65	39.62
5	2	MIKOVA Adela	1991	CZE	CZECH REPUBLIC	36.50	1'18.64	2'00.98	2'40.56
							42.14	42.34	39.58
6	1	MORAES Viviana	1982	VEN	VENEZUELA	37.77	1'20.75	2'01.62	2'43.45
							42.98	40.87	41.83
7	8	KOHON Dzszenifer	1995	HUN	HUNGARY	37.40	1'15.74	2'02.38	2'46.82
							38.34	46.64	44.44
8	7	DE MOT Mieke	1985	BEL	BELGIUM	40.01	1'23.98	2'10.26	2'57.22
							43.97	46.28	46.96

Issued: 29/09/2011 at 10:43

Heat 5

1	5	CORRY Taylor	1995	AUS	AUSTRALIA	31.76	1'07.97	1'47.00	2'23.12
							36.21	39.03	36.12
2	4	LEUNG Shu Hang	1987	HKG	HONG KONG	32.14	1'08.29	1'46.06	2'23.54
							36.15	37.77	37.48
3	3	SMITH Yvonne	1990	RSA	SOUTH AFRICA	32.88	1'09.66	1'49.35	2'30.14
							36.78	39.69	40.79
4	2	STEFANSDOTTIR Kolbrun A.	1997	ISL	ICELAND	33.65	1'11.60	1'51.86	2'30.83
							37.95	40.26	38.97
5	6	ZHAROVA Alexandra	1996	RUS	RUSSIAN FEDERATION	33.54	1'11.96	1'52.92	2'31.55
							38.42	40.96	38.63
6	8	TAPOLCZAI Viktória	1987	HUN	HUNGARY	36.65	1'17.75	2'01.78	2'46.38
							41.10	44.03	44.60
7	1	MORRIER Justine	1997	CAN	CANADA	37.85	1'20.59	2'06.15	2'49.43
							42.74	45.56	43.28
8	7	LIM Jaeyeon	1990	KOR	KOREA	41.09	1'16.37	2'07.13	2'50.82
							35.28	50.76	43.69

Issued: 29/09/2011 at 10:48

Results

RANK	SURNAME & NAME	BORN	NAT	TEAM	50 m	100 m	150 m	FINAL
200 m Freestyle - Women Preliminary Summary								
1	LEO Kara	1992	AUS	AUSTRALIA	33.29	1'09.30	1'44.89	2'19.84
2	LINDBERG Pernilla	1994	SWE	SWEDEN	32.58	36.01 1'07.46	35.59 1'43.91	34.95 2'20.68
3	CORRY Taylor	1995	AUS	AUSTRALIA	31.76	34.88 1'07.97	36.45 1'47.00	36.77 2'23.12
4	LEUNG Shu Hang	1987	HKG	HONG KONG	32.14	36.21 1'08.29	39.03 1'46.06	36.12 2'23.54
5	HOLLAND Nerice	1988	AUS	AUSTRALIA	33.92	36.15 1'11.31	37.77 1'49.26	37.48 2'26.56
6	CHOW Yuen Ying	1988	HKG	HONG KONG	34.22	37.39 1'11.69	37.95 1'51.37	37.30 2'30.12
7	SMITH Yvonne	1990	RSA	SOUTH AFRICA	32.88	37.47 1'09.66	39.68 1'49.35	38.75 2'30.14
8	STEFANSDOTTIR Kolbrun A.	1997	ISL	ICELAND	33.65	36.78 1'11.60	39.69 1'51.86	40.79 2'30.83
9	ZHAROVA Alexandra	1996	RUS	RUSSIAN FEDERATION	33.54	37.95 1'11.96	40.26 1'52.92	38.97 2'31.55
10	RESENDIZ Beatriz	1988	MEX	MEXICO	35.05	38.42 1'12.65	40.96 1'52.73	38.63 2'31.60
11	ALONSO MORALES Michelle	1994	ESP	SPAIN	32.81	37.60 1'10.10	40.08 1'52.25	38.87 2'34.94
12	BIRD Stephanie	1988	GRB	GREAT BRITAIN	34.27	37.29 1'14.59	42.15 1'55.66	42.69 2'36.01
13	PARK Woosun	1990	KOR	KOREA	45.06	40.32 1'15.59	41.07 2'00.01	40.35 2'38.84
14	DIAZ DE LA VEGA Mariana	1987	MEX	MEXICO	35.89	30.53 1'18.39	44.42 2'00.04	38.83 2'39.66
15	MIKOVA Adela	1991	CZE	CZECH REPUBLIC	36.50	42.50 1'18.64	41.65 2'00.98	39.62 2'40.56
16	HERRERA Stephanie	1993	MEX	MEXICO	41.13	42.14 1'22.67	42.34 2'04.94	39.58 2'43.38
17	MORAES Viviana	1982	VEN	VENEZUELA	37.77	41.54 1'20.75	42.27 2'01.62	38.44 2'43.45
18	BERCZI Zsofia	1981	HUN	HUNGARY	37.56	42.98 1'19.33	40.87 2'02.24	41.83 2'45.21
19	CHENERY Lucy	1995	GRB	GREAT BRITAIN	37.42	41.77 1'19.54	42.91 2'04.75	42.97 2'45.83
20	TAPOLCZAI Viktória	1987	HUN	HUNGARY	36.65	42.12 1'17.75	45.21 2'01.78	41.08 2'46.38
21	KOHON Dzsénifer	1995	HUN	HUNGARY	37.40	41.10 1'15.74	44.03 2'02.38	44.60 2'46.82
22	CICHOCKI Leslie	1988	USA	UNITED STATES	37.19	38.34 1'20.13	46.64 2'06.68	44.44 2'47.94
23	FOWLER Cornelia	1980	RSA	SOUTH AFRICA	38.96	42.94 1'21.81	46.55 2'06.52	41.26 2'48.08
24	MORRIER Justine	1997	CAN	CANADA	37.85	42.85 1'20.59	44.71 2'06.15	41.56 2'49.43
25	LIM Jaeyeon	1990	KOR	KOREA	41.09	42.74 1'16.37	45.56 2'07.13	43.28 2'50.82
26	BELTRAN DE HEREDIA Ania	1988	ESP	SPAIN	39.76	35.28 1'25.47	50.76 2'11.98	43.69 2'56.57
27	CORRADIN Silvia	1983	ITA	ITALY	38.74	45.71 1'23.59	46.51 2'10.56	44.59 2'56.93
28	DE MOT Mieke	1985	BEL	BELGIUM	40.01	44.85 1'23.98	46.97 2'10.26	46.37 2'57.22
						43.97	46.28	46.96

RANK	SURNAME & NAME	BORN	NAT	TEAM	50 m	100 m	150 m	FINAL
29	MINGUET AthanaØSe	1993	FRA	FRANCE	38.00	1'22.76	2'12.43	3'02.02
						44.76	49.67	49.59
30	OBERHAUSER Kathrin	1992	ITA	ITALY	37.28	1'28.21	2'18.99	3'09.17
						50.93	50.78	50.18
31	CHEW Zi Ling	1992	SIN	SINGAPORE	44.52	1'34.72	2'25.20	3'10.17
						50.20	50.48	44.97
32	STUFANO Rosanna	1990	ITA	ITALY	42.24	1'32.51	2'24.64	3'12.65
						50.27	52.13	48.01
33	GILBERT Sarah	1990	USA	UNITED STATES	44.75	1'35.29	2'28.38	3'18.32
						50.54	53.09	49.94
34	MICHIE Meagan	1989	CAN	CANADA	48.24	1'40.11	2'33.61	3'24.27
						51.87	53.50	50.66
35	GAECHTER Nadine	1984	AUT	AUSTRIA	44.06	1'35.52	2'30.70	3'27.30
						51.46	55.18	56.60
36	DENIZ Ege	1995	TUR	TURKEY	54.62	1'54.09	2'55.39	3'57.10
						59.47	1'01.30	1'01.71

Issued: 29/09/2011 at 11:02

Results

RANK LN SURNAME & NAME BORN NAT TEAM 50 m 100 m 150 m FINAL

200 m Freestyle - Women Final Final

1	4	LEO Kara	1992	AUS	AUSTRALIA	32.88	1'08.75	1'45.19	2'18.45
2	6	LEUNG Shu Hang	1987	HKG	HONG KONG	32.03	35.87 1'06.43	36.44 1'43.12	33.26 2'19.13
3	5	LINDBERG Pernilla	1994	SWE	SWEDEN	32.52	34.40 1'08.07	36.69 1'44.38	36.01 2'19.44
4	3	CORRY Taylor	1995	AUS	AUSTRALIA	31.45	35.55 1'07.15	36.31 1'44.63	35.06 2'20.66
5	2	HOLLAND Nerice	1988	AUS	AUSTRALIA	33.10	35.70 1'09.78	37.48 1'47.54	36.03 2'25.23
6	8	STEFANSDOTTIR Kolbrun A.	1997	ISL	ICELAND	36.23	36.68 1'12.83	37.76 1'54.23	37.69 2'30.97
7	1	SMITH Yvonne	1990	RSA	SOUTH AFRICA	34.25	36.60 1'12.15	41.40 1'51.27	36.74 2'31.47
8	7	CHOW Yuen Ying	1988	HKG	HONG KONG	35.58	37.90 1'15.13	39.12 1'53.68	40.20 2'32.26
							39.55	38.55	38.58

Issued: 29/09/2011 at 17:19

Results

RANK	LN	SURNAME & NAME TEAM	BORN	NAT	50 m	100 m	150 m	200 m	250 m	300 m	350 m	FINAL
------	----	------------------------	------	-----	------	-------	-------	-------	-------	-------	-------	-------

400 m Medley - Men Final Heat

1	3	AU Kai Lun HONG KONG	1993	HKG	30.99	1'07.10 36.11	1'48.68 41.58	2'29.40 40.72	3'15.41 46.01	3'59.91 44.50	4'33.99 34.08	5'05.89 31.90
2	4	HAYASHIDA Taiga JAPAN	1989	JPN	31.93	1'07.62 35.69	1'51.80 44.18	2'34.68 42.88	3'14.00 39.32	4'00.51 46.51	4'36.77 36.26	5'13.76 36.99
3	5	LEE Tsun Sang HONG KONG	1992	HKG	31.13	1'07.29 36.16	1'47.77 40.48	2'28.50 40.73	3'17.00 48.50	4'05.14 48.14	4'41.78 36.64	5'17.14 35.36
4	6	QING Michael CANADA	1992	CAN	33.19	1'10.36 37.17	1'52.00 41.64	2'34.49 42.49	3'39.38 1'04.89	4'12.29 32.91	4'51.36 39.07	5'28.65 37.29
5	2	DE FREITA Raymond SOUTH AFRICA	1989	RSA	35.34	1'15.68 40.34	1'59.95 44.27	2'42.17 42.22	3'33.19 51.02	4'24.72 51.53	5'04.36 39.64	5'41.09 36.73
6	7	VERGOTINE Valentino SOUTH AFRICA	1987	RSA	34.20	1'15.78 41.58	2'11.67 55.89	2'54.07 42.40	3'47.61 53.54	4'31.06 43.45	5'13.57 42.51	5'48.66 35.09
7	8	PENA Daniel VENEZUELA	1987	VEN	34.23	1'15.69 41.46	2'06.90 51.21	2'53.15 46.25	3'50.13 56.98	4'39.79 49.66	5'21.85 42.06	6'02.45 40.60
8	1	CHEN 1 Yu Chia MACAU	1998	MAC	46.42	1'40.45 54.03	2'34.57 54.12	4'21.25 1'46.68		5'14.93 5'14.93	5'57.57 42.64	6'36.99 39.42

Issued: 29/09/2011 at 17:31

Results

RANK	LN	SURNAME & NAME TEAM	BORN	NAT	50 m	100 m	150 m	200 m	250 m	300 m	350 m	FINAL
------	----	------------------------	------	-----	------	-------	-------	-------	-------	-------	-------	-------

400 m Medley - Women Preliminary Heat 1

1	4	LEUNG Shu Hang HONG KONG	1987	HKG	37.13	1'19.58 42.45	2'05.01 45.43	2'48.96 43.95	3'35.24 46.28	4'22.10 46.86	5'02.04 39.94	5'41.30 39.26
2	3	FOWLER Amanda AUSTRALIA	1996	AUS	35.55	1'21.82 46.27	2'09.23 47.41	2'55.63 46.40	3'44.12 48.49	4'38.26 54.14	5'18.94 40.68	5'57.78 38.84
3	6	DIAZ DE LA VEGA Mariana MEXICO	1987	MEX	38.98	1'27.52 48.54	2'21.79 54.27	3'11.82 50.03	4'09.20 57.38	5'02.80 53.60	5'45.02 42.22	6'28.40 43.38
4	5	KOTVYTSKA Olena UKRAINE	1990	UKR	44.29	1'33.80 49.51	2'27.16 53.36	3'18.55 51.39	4'13.49 54.94	5'04.69 51.20	5'50.36 45.67	6'34.30 43.94

Issued: 29/09/2011 at 11:32

Heat 2

1	6	MIKOVA Adela CZECH REPUBLIC	1991	CZE	40.85	1'27.83 46.98	2'20.66 52.83	3'12.61 51.95	4'04.66 52.05	4'59.58 54.92	5'42.79 43.21	6'20.35 37.56
2	3	TU Jo-Lin TAIWAN	1991	TPE	36.95	1'20.44 43.49	2'15.13 54.69	3'08.51 53.38	3'59.80 51.29	4'53.36 53.56	5'38.05 44.69	6'22.51 44.46
3	4	MORAES Viviana VENEZUELA	1982	VEN	41.94	1'33.58 51.64	2'26.93 53.35	3'19.48 52.55	4'14.61 55.13	5'09.41 54.80	6'01.91 52.50	6'42.29 40.38
4	2	CORRADIN Silvia ITALY	1983	ITA	42.46	1'36.70 54.24	2'33.83 57.13	3'28.57 54.74	4'28.69 1'00.12	5'31.87 1'03.18	6'19.21 47.34	7'04.76 45.55

NOT CLASSIFIED

5		CHOW Yuen Ying HONG KONG	1988	HKG	40.00	1'25.88 45.88	2'12.39 46.51	2'58.69 46.30	3'51.26 52.57	4'43.44 52.18	5'23.85 40.41	DISQ 40.71
---	--	------------------------------------	------	-----	-------	------------------	------------------	------------------	------------------	------------------	------------------	----------------------

Irregular arrival Backstroke section Arrivo irregolare frazione dorso

Issued: 29/09/2011 at 11:46

Results

RANK	SURNAME & NAME TEAM	BORN NAT	50 m	100 m	150 m	200 m	250 m	300 m	350 m	FINAL
------	------------------------	----------	------	-------	-------	-------	-------	-------	-------	-------

400 m Medley - Women Preliminary Summary

1	LEUNG Shu Hang HONG KONG	1987 HKG	37.13	1'19.58	2'05.01	2'48.96	3'35.24	4'22.10	5'02.04	5'41.30
2	FOWLER Amanda AUSTRALIA	1996 AUS	35.55	1'21.82	2'09.23	2'55.63	3'44.12	4'38.26	5'18.94	5'57.78
3	MIKOVA Adela CZECH REPUBLIC	1991 CZE	40.85	1'27.83	2'20.66	3'12.61	4'04.66	4'59.58	5'42.79	6'20.35
4	TU Jo-Lin TAIWAN	1991 TPE	36.95	1'20.44	2'15.13	3'08.51	3'59.80	4'53.36	5'38.05	6'22.51
5	DIAZ DE LA VEGA Mariana MEXICO	1987 MEX	38.98	1'27.52	2'21.79	3'11.82	4'09.20	5'02.80	5'45.02	6'28.40
6	KOTVYTSKA Olena UKRAINE	1990 UKR	44.29	1'33.80	2'27.16	3'18.55	4'13.49	5'04.69	5'50.36	6'34.30
7	MORAES Viviana VENEZUELA	1982 VEN	41.94	1'33.58	2'26.93	3'19.48	4'14.61	5'09.41	6'01.91	6'42.29
8	CORRADIN Silvia ITALY	1983 ITA	42.46	1'36.70	2'33.83	3'28.57	4'28.69	5'31.87	6'19.21	7'04.76

NOT CLASSIFIED

	CHOW Yuen Ying HONG KONG	1988 HKG	40.00	1'25.88	2'12.39	2'58.69	3'51.26	4'43.44	5'23.85	DISQ
				45.88	46.51	46.30	52.57	52.18	40.41	40.71
				<i>Irregular arrival Backstroke section Arrivo irregolare frazione dorso</i>						

Issued: 29/09/2011 at 11:48

Results

RANK LN SURNAME & NAME

BORN NAT 50 m 100 m 150 m 200 m 250 m 300 m 350 m FINAL

400 m Medley - Women Final Final

1	4	LEUNG Shu Hang	1987	HKG	34.63	1'14.04	1'57.13	2'39.25	3'23.33	4'08.55	4'46.71	5'23.29
		HONG KONG				39.41	43.09	42.12	44.08	45.22	38.16	36.58
2	5	FOWLER Amanda	1996	AUS	35.09	1'22.17	2'10.21	2'55.94	3'47.92	4'39.75	5'20.14	6'00.08
		AUSTRALIA				47.08	48.04	45.73	51.98	51.83	40.39	39.94
3	3	MIKOVA Adela	1991	CZE	39.08	1'28.27	2'20.23	3'11.64	4'02.67	4'56.32	5'37.37	6'16.37
		CZECH REPUBLIC				49.19	51.96	51.41	51.03	53.65	41.05	39.00
4	6	TU Jo-Lin	1991	TPE	37.83	1'22.15	2'19.80	3'14.32	4'05.83	4'56.62	5'37.46	6'16.56
		TAIWAN				44.32	57.65	54.52	51.51	50.79	40.84	39.10
5	1	MORAES Viviana	1982	VEN	43.52	1'38.50	2'28.39	3'19.22	4'11.34	5'05.93	5'50.47	6'35.39
		VENEZUELA				54.98	49.89	50.83	52.12	54.59	44.54	44.92
6	7	KOTVYTSKA Olena	1990	UKR	43.48	1'33.89	2'30.88	3'22.34	4'16.29	5'06.48	5'56.02	6'37.62
		UKRAINE				50.41	56.99	51.46	53.95	50.19	49.54	41.60
7	2	DIAZ DE LA VEGA Mariana	1987	MEX	40.16	1'38.54	2'34.72	3'30.47	4'24.77	5'18.56	5'59.30	6'39.11
		MEXICO				58.38	56.18	55.75	54.30	53.79	40.74	39.81
8	8	CORRADIN Silvia	1983	ITA	44.67	1'41.95	2'39.23	3'33.93	4'39.39	5'42.43	6'31.58	7'16.79
		ITALY				57.28	57.28	54.70	1'05.46	1'03.04	49.15	45.21

Issued: 29/09/2011 at 20:20

Results

POS	LN	RELAY	NAT	TEAM	50 m	Total	100 m	FINAL
		SURNAME & NAME	BORN NAT					
4x100 m Freestyle - Men								
Final Heat								
1	4	JAPAN	JAP	JAPAN				3'54.24
		NAGAO Tomoyuki	1995 JPN		28.89	28.89	59.77	59.77
		TANAKA Yasuhiro	1989 JPN		28.62	1'28.39	59.24	1'59.01
		TSUGAWA Takuya	1992 JPN		27.71	2'26.72	58.52	2'57.53
		MIYAZAKI Satoru	1992 JPN		26.94	3'24.47	56.71	3'54.24
2	3	AUSTRALIA	AUS	AUSTRALIA				4'01.55
		CHAN Ethan	1994 AUS		30.91	30.91	1'03.63	1'03.63
		LEE David	1987 AUS		28.76	1'32.39	1'00.58	2'04.21
		KILDUFF Mitchell	1996 AUS		27.30	2'31.51	57.60	3'01.81
		DONACHIE Patrick	1983 AUS		27.90	3'29.71	59.74	4'01.55
3	5	R.SOUTH AFRICA	RSA	SOUTH AFRICA				4'02.83
		WRIGHT Challis	1991 RSA		28.16	28.16	59.08	59.08
		MAJOKA Siphon	1989 RSA		29.78	1'28.86	1'02.70	2'01.78
		VERGOTINE Valentino	1987 RSA		29.76	2'31.54	1'03.99	3'05.77
		GROENEWAL Craig	1979 RSA		27.01	3'32.78	57.06	4'02.83
4	2	VENEZUELA	VEN	VENEZUELA				4'06.44
		BERJEL Ruben	1991 VEN		29.19	29.19	1'02.43	1'02.43
		PENA Daniel	1987 VEN		29.86	1'32.29	1'03.06	2'05.49
		ESCALONA Harving	1989 VEN		30.76	2'36.25	1'03.18	3'08.67
		VERA Alberto	1990 VEN		27.42	3'36.09	57.77	4'06.44
5	6	CANADA	CAN	CANADA				4'06.92
		HEATH Michael	1989 CAN		30.48	30.48	1'02.27	1'02.27
		QING Michael	1992 CAN		30.41	1'32.68	1'03.50	2'05.77
		ROUSELLE Maxime	1993 CAN		28.81	2'34.58	1'00.33	3'06.10
		RAHIER Adam	1988 CAN		28.79	3'34.89	1'00.82	4'06.92
6	1	FRANCE	FRA	FRANCE				4'18.79
		DEFORGE Jacky	1985 FRA		30.01	30.01	1'04.48	1'04.48
		BLONDEL Sebastien	1980 FRA		30.43	1'34.91	1'06.64	2'11.12
		TEJEIRO Frederic	1977 FRA		31.05	2'42.17	1'07.74	3'18.86
		DUTTER Maxime	1984 FRA		27.31	3'46.17	59.93	4'18.79
7	7	BRAZIL	BRA	BRAZIL				4'24.17
		ANTONIO Charles F	1989 BRA		31.09	31.09	1'06.61	1'06.61
		SILVA Andre' Do	1991 BRA		32.92	1'39.53	1'08.84	2'15.45
		ZANGARELL Matheus	1994 BRA		31.04	2'46.49	1'11.81	3'27.26
		FERRAZ Gutemberg	1984 BRA		28.65	3'55.91	56.91	4'24.17
8	8	ITALY	ITA	ITALY				4'28.24
		CASALI Kevin	1993 ITA		31.28	31.28	1'04.28	1'04.28
		FRANCHETT Gianluigi	1994 ITA		31.24	1'35.52	1'07.05	2'11.33
		BERARDI Luca	1983 ITA		32.52	2'43.85	1'09.01	3'20.34
		SCAFIDI Marco	1987 ITA		30.86	3'51.20	1'07.90	4'28.24

Issued: 29/09/2011 at 18:13

Results

POS	LN	RELAY	NAT	TEAM	50 m	Total	100 m	FINAL
		SURNAME & NAME	BORN NAT					
4x100 m Freestyle - Women								
Final								
Heat								
1	4	AUSTRALIA	AUS	AUSTRALIA				4'37.10
		LEO Kara	1992 AUS		32.06	32.06	1'05.48	1'05.48
		HOLLAND Nerice	1988 AUS		33.68	1'39.16	1'10.88	2'16.36
		CORRY Taylor	1995 AUS		31.07	2'47.43	1'06.04	3'22.40
		FOWLER Amanda	1996 AUS		34.46	3'56.86	1'14.70	4'37.10
2	3	R.SOUTH AFRICA	RSA	SOUTH AFRICA				5'04.60
		KRIEL Christelle	1994 RSA		34.29	34.29	1'14.78	1'14.78
		FOWLER Cornelia	1980 RSA		36.82	1'51.60	1'19.45	2'34.23
		SMIT Dorothy	1985 RSA		37.13	3'11.36	1'20.84	3'55.07
		SMITH Yvonne	1990 RSA		32.60	4'27.67	1'09.53	5'04.60
3	5	HUNGARY	HUN	HUNGARY				5'18.41
		KOHON Dzszenifer	1995 HUN		34.99	34.99	1'14.21	1'14.21
		MEGGYESI Orsolya	1995 HUN		40.41	1'54.62	1'28.10	2'42.31
		BERCZI Zsófia	1981 HUN		37.17	3'19.48	1'18.86	4'01.17
		TAPOLCZAI Viktória	1987 HUN		35.81	4'36.98	1'17.24	5'18.41
4	6	ITALY	ITA	ITALY				6'01.19
		CORRADIN Silvia	1983 ITA		39.19	39.19	1'22.73	1'22.73
		D'ODORICO Elena	1985 ITA		47.14	2'09.87	1'40.53	3'03.26
		STUFANO Rosanna	1990 ITA		42.77	3'46.03	1'29.24	4'32.50
		OBERHAUSER Kathrin	1992 ITA		40.60	5'13.10	1'28.69	6'01.19

Issued: 29/09/2011 at 18:22

Results

RANK LN SURNAME & NAME BORN NAT TEAM 50 m 100 m 150 m FINAL

200 m Butterfly - Men Final Heat

1	6	AU Kai Lun	1993	HKG	HONG KONG	30.52	1'05.16	1'42.15	2'20.90
2	4	HAYASHIDA Taiga	1989	JPN	JAPAN	32.33	34.64 1'08.55	36.99 1'45.73	38.75 2'24.81
3	5	MOATE Craig	1985	GRB	GREAT BRITAIN	33.04	36.22 1'10.62	37.18 1'50.06	39.08 2'30.30
4	3	QING Michael	1992	CAN	CANADA	33.64	37.58 1'10.54	39.44 1'50.08	40.24 2'31.56
5	2	CHAN Ching	1991	HKG	HONG KONG	33.40	36.90 1'12.59	39.54 1'52.87	41.48 2'33.84
6	7	DE FREITA Raymond	1989	RSA	SOUTH AFRICA	35.86	39.19 1'17.82	40.28 2'03.75	40.97 2'51.95
7	1	CHEN Yu Chia	1998	MAC	MACAU	45.30	41.96 1'42.88	45.93 2'37.89	48.20 3'31.56
							57.58	55.01	53.67

Issued: 01/10/2011 at 16:03

Results

RANK LN SURNAME & NAME BORN NAT TEAM 50 m 100 m 150 m FINAL

200 m Butterfly - Women Preliminary Heat 1

1	5	TANG Chui Fan	1990	HKG	HONG KONG	39.65	1'27.31	2'16.00	3'02.82
2	4	DIAZ DE LA VEGA Mariana	1987	MEX	MEXICO	39.51	47.66 1'32.04	48.69 2'30.40	46.82 3'23.85
3	3	SMIT Dorothy	1985	RSA	SOUTH AFRICA	39.40	52.53 1'30.87	58.36 2'29.02	53.45 3'28.93
4	6	CICHOCKI Leslie	1988	USA	UNITED STATES	48.55	51.47 1'48.88	58.15 2'49.34	59.91 3'50.06
							1'00.33	1'00.46	1'00.72

Issued: 01/10/2011 at 9:03

Heat 2

1	3	FOWLER Amanda	1996	AUS	AUSTRALIA	35.05	1'18.11	2'04.96	2'50.54
2	4	TU Jo-Lin	1991	TPE	TAIWAN	37.19	43.06 1'21.63	46.85 2'06.82	45.58 2'52.34
3	5	CHOW Yuen Ying	1988	HKG	HONG KONG	38.35	44.44 1'23.71	45.19 2'11.63	45.52 2'58.80
4	6	MEGGYESI Orsolya	1995	HUN	HUNGARY	45.64	45.36 1'41.40	47.92 2'37.32	47.17 3'31.40
5	2	DENIZ Ege	1995	TUR	TURKEY	57.39	55.76 2'05.53	55.92 3'24.77	54.08 4'29.97
							1'08.14	1'19.24	1'05.20

Issued: 01/10/2011 at 9:09

Results

RANK	SURNAME & NAME	BORN	NAT	TEAM	50 m	100 m	150 m	FINAL
200 m Butterfly - Women Preliminary Summary								
1	FOWLER Amanda	1996	AUS	AUSTRALIA	35.05	1'18.11	2'04.96	2'50.54
2	TU Jo-Lin	1991	TPE	TAIWAN	37.19	43.06 1'21.63	46.85 2'06.82	45.58 2'52.34
3	CHOW Yuen Ying	1988	HKG	HONG KONG	38.35	44.44 1'23.71	45.19 2'11.63	45.52 2'58.80
4	TANG Chui Fan	1990	HKG	HONG KONG	39.65	45.36 1'27.31	47.92 2'16.00	47.17 3'02.82
5	DIAZ DE LA VEGA Mariana	1987	MEX	MEXICO	39.51	47.66 1'32.04	48.69 2'30.40	46.82 3'23.85
6	SMIT Dorothy	1985	RSA	SOUTH AFRICA	39.40	52.53 1'30.87	58.36 2'29.02	53.45 3'28.93
7	MEGGYESI Orsolya	1995	HUN	HUNGARY	45.64	51.47 1'41.40	58.15 2'37.32	59.91 3'31.40
8	CICHOCKI Leslie	1988	USA	UNITED STATES	48.55	55.76 1'48.88	55.92 2'49.34	54.08 3'50.06
9	DENIZ Ege	1995	TUR	TURKEY	57.39	1'00.33 2'05.53	1'00.46 3'24.77	1'00.72 4'29.97
						1'08.14	1'19.24	1'05.20

Issued: 01/10/2011 at 9:11

Results

RANK LN SURNAME & NAME BORN NAT TEAM 50 m 100 m 150 m FINAL

200 m Butterfly - Women Final Final

RANK	LN	SURNAME & NAME	BORN	NAT	TEAM	50 m	100 m	150 m	FINAL
1	4	FOWLER Amanda	1996	AUS	AUSTRALIA	35.38	1'17.87	2'04.97	2'47.07
2	6	TANG Chui Fan	1990	HKG	HONG KONG	37.78	42.49 1'19.53	47.10 2'04.50	42.10 2'48.17
3	5	TU Jo-Lin	1991	TPE	TAIWAN	38.54	41.75 1'21.41	44.97 2'06.36	43.67 2'50.69
4	3	CHOW Yuen Ying	1988	HKG	HONG KONG	35.69	42.87 1'17.38	44.95 2'04.49	44.33 2'55.73
5	2	DIAZ DE LA VEGA Mariana	1987	MEX	MEXICO	37.66	41.69 1'32.24	47.11 2'29.55	51.24 3'20.52
6	7	SMIT Dorothy	1985	RSA	SOUTH AFRICA	44.10	54.58 1'34.78	57.31 2'24.97	50.97 3'21.76
7	1	MEGGYESI Orsolya	1995	HUN	HUNGARY	43.82	50.68 1'37.92	50.19 2'28.90	56.79 3'25.73
8	8	CICHOCKI Leslie	1988	USA	UNITED STATES	45.39	54.10 1'43.88	50.98 2'41.41	56.83 3'40.43
							58.49	57.53	59.02

Issued: 01/10/2011 at 16:09

Results

RANK LN SURNAME & NAME BORN NAT TEAM 50 m 100 m 150 m FINAL

200 m Breaststroke - Men Preliminary Heat 1

1	4	SAITO Tsuyoshi	1983	JPN	JAPAN	35.97	1'17.08	2'01.33	2'48.47
							41.11	44.25	47.14
2	5	MURAMATSU Ryo	1990	JPN	JAPAN	39.56	1'23.81	2'08.99	2'53.77
							44.25	45.18	44.78
3	6	ROUELLE Maxime	1993	CAN	CANADA	39.85	1'25.08	2'11.59	2'58.89
							45.23	46.51	47.30
4	3	LIN Hsien-Chu	1994	TPE	TAIWAN	40.57	1'27.29	2'14.75	3'02.83
							46.72	47.46	48.08
5	7	ZANGARELL Matheus	1994	BRA	BRAZIL	53.88	1'42.66	2'42.13	3'29.53
							48.78	59.47	47.40
6	2	CHEN Yu Chia	1998	MAC	MACAU	49.64	1'45.96	2'40.42	3'35.33
							56.32	54.46	54.91

Issued: 01/10/2011 at 9:14

Heat 2

1	4	TANAKA Yasuhiro	1989	JPN	JAPAN	34.39	1'12.69	1'53.29	2'37.16
							38.30	40.60	43.87
2	3	DEFORGE Jacky	1985	FRA	FRANCE	36.86	1'19.58	2'04.44	2'51.81
							42.72	44.86	47.37
3	5	HEATH Michael	1989	CAN	CANADA	38.29	1'21.94	2'07.15	2'53.21
							43.65	45.21	46.06
4	6	GROENEWAL Martyn	1990	RSA	SOUTH AFRICA	40.09	1'25.08	2'13.25	3'02.01
							44.99	48.17	48.76
5	7	IZARRA Osvald	1990	VEN	VENEZUELA	48.54	1'30.84	2'20.19	3'06.77
							42.30	49.35	46.58
6	2	BATARA Magnus	1991	CAN	CANADA	41.32	1'31.22	2'23.90	3'13.21
							49.90	52.68	49.31
7	1	SCARDONI Marco	1992	ITA	ITALY	43.50	1'33.06	2'22.36	3'14.80
							49.56	49.30	52.44

Issued: 01/10/2011 at 9:19

Heat 3

1	4	JUNG Yangmook	1988	KOR	KOREA	34.62	1'12.64	1'52.09	2'32.72
							38.02	39.45	40.63
2	3	WRIGHT Challis	1991	RSA	SOUTH AFRICA	36.53	1'18.48	2'02.03	2'46.39
							41.95	43.55	44.36
3	5	WONG Ka Chung	1987	HKG	HONG KONG	37.39	1'19.80	2'03.84	2'48.26
							42.41	44.04	44.42
4	6	VERGOTINE Valentino	1987	RSA	SOUTH AFRICA	41.31	1'26.94	2'14.42	3'00.72
							45.63	47.48	46.30
5	2	HLAVAE Vladimir	1993	CZE	CZECH REPUBLIC	41.11	1'29.00	2'16.51	3'03.57
							47.89	47.51	47.06
6	7	BERARDI Luca	1983	ITA	ITALY	45.66	1'38.84	2'33.90	3'27.36
							53.18	55.06	53.46

NOT CLASSIFIED

1		BOECKL Herbert	1985	AUT	AUSTRIA	46.36	1'40.95	2'35.98	DISQ
							54.59	55.03	55.73

Irregular swimming

Issued: 01/10/2011 at 9:39

Results

RANK	SURNAME & NAME	BORN	NAT	TEAM	50 m	100 m	150 m	FINAL
200 m Breaststroke - Men Preliminary Summary								
1	JUNG Yangmook	1988	KOR	KOREA	34.62	1'12.64	1'52.09	2'32.72
2	TANAKA Yasuhiro	1989	JPN	JAPAN	34.39	1'12.69	1'53.29	2'37.16
3	WRIGHT Challis	1991	RSA	SOUTH AFRICA	36.53	1'18.48	2'02.03	2'46.39
4	WONG Ka Chung	1987	HKG	HONG KONG	37.39	1'19.80	2'03.84	2'48.26
5	SAITO Tsuyoshi	1983	JPN	JAPAN	35.97	1'17.08	2'01.33	2'48.47
6	DEFORGE Jacky	1985	FRA	FRANCE	36.86	1'19.58	2'04.44	2'51.81
7	HEATH Michael	1989	CAN	CANADA	38.29	1'21.94	2'07.15	2'53.21
8	MURAMATSU Ryo	1990	JPN	JAPAN	39.56	1'23.81	2'08.99	2'53.77
9	ROUSELLE Maxime	1993	CAN	CANADA	39.85	1'25.08	2'11.59	2'58.89
10	VERGOTINE Valentino	1987	RSA	SOUTH AFRICA	41.31	1'26.94	2'14.42	3'00.72
11	GROENEWAL Martyn	1990	RSA	SOUTH AFRICA	40.09	1'25.08	2'13.25	3'02.01
12	LIN Hsien-Chu	1994	TPE	TAIWAN	40.57	1'27.29	2'14.75	3'02.83
13	HLAVAE Vladimir	1993	CZE	CZECH REPUBLIC	41.11	1'29.00	2'16.51	3'03.57
14	IZARRA Osvald	1990	VEN	VENEZUELA	48.54	1'30.84	2'20.19	3'06.77
15	BATARA Magnus	1991	CAN	CANADA	41.32	1'31.22	2'23.90	3'13.21
16	SCARDONI Marco	1992	ITA	ITALY	43.50	1'33.06	2'22.36	3'14.80
17	BERARDI Luca	1983	ITA	ITALY	45.66	1'38.84	2'33.90	3'27.36
18	ZANGARELL Matheus	1994	BRA	BRAZIL	53.88	1'42.66	2'42.13	3'29.53
19	CHEN Yu Chia	1998	MAC	MACAU	49.64	1'45.96	2'40.42	3'35.33
NOT CLASSIFIED								
	BOECKL Herbert	1985	AUT	AUSTRIA	46.36	1'40.95	2'35.98	DISQ
	<i>Irregular swimming</i>					54.59	55.03	55.73

Issued: 01/10/2011 at 9:42

Results

RANK LN SURNAME & NAME BORN NAT TEAM 50 m 100 m 150 m FINAL

200 m Breaststroke - Men Final Final

RANK	LN	SURNAME & NAME	BORN	NAT	TEAM	50 m	100 m	150 m	FINAL
1	4	JUNG Yangmook	1988	KOR	KOREA	34.21	1'11.94	1'51.00	2'30.94
2	5	TANAKA Yasuhiro	1989	JPN	JAPAN	34.95	1'12.36	1'51.97	2'32.29
3	3	WRIGHT Challis	1991	RSA	SOUTH AFRICA	36.04	1'16.53	1'59.35	2'43.51
4	6	WONG Ka Chung	1987	HKG	HONG KONG	36.50	1'17.27	2'00.23	2'44.56
5	2	SAITO Tsuyoshi	1983	JPN	JAPAN	37.35	1'19.87	2'03.15	2'47.82
6	8	MURAMATSU Ryo	1990	JPN	JAPAN	40.40	1'23.61	2'09.90	2'52.02
7	7	DEFORGE Jacky	1985	FRA	FRANCE	38.50	1'20.85	2'07.07	2'52.50
8	1	HEATH Michael	1989	CAN	CANADA	38.02	1'22.30	2'08.82	2'54.79
							44.28	46.52	45.97

Issued: 01/10/2011 at 16:14

Results

RANK LN SURNAME & NAME BORN NAT TEAM 50 m 100 m 150 m FINAL

200 m Breaststroke - Women Preliminary Heat 1

1	4	ALONSO MORALES Michelle	1994	ESP	SPAIN	39.46	1'26.24	2'16.44	3'06.34
							46.78	50.20	49.90
2	5	KOTVYTSKA Olena	1990	UKR	UKRAINE	45.34	1'35.24	2'26.03	3'16.03
							49.90	50.79	50.00
3	3	SMITH Yvonne	1990	RSA	SOUTH AFRICA	43.76	1'35.37	2'29.84	3'23.82
							51.61	54.47	53.98
4	6	MIKOVA Adela	1991	CZE	CZECH REPUBLIC	47.10	1'40.30	2'35.32	3'28.47
							53.20	55.02	53.15
5	2	FOWLER Cornelia	1980	RSA	SOUTH AFRICA	49.89	1'47.68	2'45.74	3'45.32
							57.79	58.06	59.58
6	7	STUFANO Rosanna	1990	ITA	ITALY	59.17	1'53.99	2'57.82	3'58.70
							54.82	1'03.83	1'00.88

Issued: 01/10/2011 at 9:42

Heat 2

1	7	FOWLER Amanda	1996	AUS	AUSTRALIA	43.56	1'33.64	2'27.12	3'15.51
							50.08	53.48	48.39
2	6	MORAES Viviana	1982	VEN	VENEZUELA	46.54	1'36.82	2'28.17	3'18.18
							50.28	51.35	50.01
3	3	BERCZI Zsofia	1981	HUN	HUNGARY	45.12	1'35.14	2'28.18	3'22.53
							50.02	53.04	54.35
4	5	TU Jo-Lin	1991	TPE	TAIWAN	50.82	1'43.96	2'38.46	3'29.31
							53.14	54.50	50.85
5	4	HERRERA Stephanie	1993	MEX	MEXICO	45.40	1'39.38	2'33.58	3'30.75
							53.98	54.20	57.17
6	2	OBERHAUSER Kathrin	1992	ITA	ITALY	45.15	1'38.19	2'35.28	3'32.02
							53.04	57.09	56.74
7	1	SMIT Dorothy	1985	RSA	SOUTH AFRICA	59.77	2'07.99	3'17.15	4'26.89
							1'08.22	1'09.16	1'09.74

Issued: 01/10/2011 at 9:48

Heat 3

1	4	LEUNG Shu Hang	1987	HKG	HONG KONG	43.83	1'31.74	2'20.28	3'09.86
							47.91	48.54	49.58
2	2	SCHMIDT Emily	1993	AUS	AUSTRALIA	46.83	1'36.03	2'24.51	3'12.75
							49.20	48.48	48.24
3	5	DIAZ DE LA VEGA Mariana	1987	MEX	MEXICO	45.41	1'37.47	2'30.99	3'23.97
							52.06	53.52	52.98
4	6	MORRIER Justine	1997	CAN	CANADA	48.19	1'41.04	2'34.56	3'25.60
							52.85	53.52	51.04
5	3	KASKO Kirstie	1992	CAN	CANADA	45.95	1'39.79	2'34.95	3'31.99
							53.84	55.16	57.04
6	7	MICHIE Meagan	1989	CAN	CANADA	55.39	1'52.46	2'52.88	3'49.63
							57.07	1'00.42	56.75
7	1	ANTUNES Kelly Da Silva	1981	BRA	BRAZIL	53.60	1'57.96	3'01.69	4'07.23
							1'04.36	1'03.73	1'05.54

Issued: 01/10/2011 at 9:53

Results

RANK	SURNAME & NAME	BORN	NAT	TEAM	50 m	100 m	150 m	FINAL
200 m Breaststroke - Women Preliminary Summary								
1	ALONSO MORALES Michelle	1994	ESP	SPAIN	39.46	1'26.24	2'16.44	3'06.34
2	LEUNG Shu Hang	1987	HKG	HONG KONG	43.83	46.78 1'31.74	50.20 2'20.28	49.90 3'09.86
3	SCHMIDT Emily	1993	AUS	AUSTRALIA	46.83	47.91 1'36.03	48.54 2'24.51	49.58 3'12.75
4	FOWLER Amanda	1996	AUS	AUSTRALIA	43.56	49.20 1'33.64	48.48 2'27.12	48.24 3'15.51
5	KOTVYTSKA Olena	1990	UKR	UKRAINE	45.34	50.08 1'35.24	53.48 2'26.03	48.39 3'16.03
6	MORAES Viviana	1982	VEN	VENEZUELA	46.54	49.90 1'36.82	50.79 2'28.17	50.00 3'18.18
7	BERCZI Zsofia	1981	HUN	HUNGARY	45.12	50.28 1'35.14	51.35 2'28.18	50.01 3'22.53
8	SMITH Yvonne	1990	RSA	SOUTH AFRICA	43.76	50.02 1'35.37	53.04 2'29.84	54.35 3'23.82
9	DIAZ DE LA VEGA Mariana	1987	MEX	MEXICO	45.41	51.61 1'37.47	54.47 2'30.99	53.98 3'23.97
10	MORRIER Justine	1997	CAN	CANADA	48.19	52.06 1'41.04	53.52 2'34.56	52.98 3'25.60
11	MIKOVA Adela	1991	CZE	CZECH REPUBLIC	47.10	52.85 1'40.30	53.52 2'35.32	51.04 3'28.47
12	TU Jo-Lin	1991	TPE	TAIWAN	50.82	53.20 1'43.96	55.02 2'38.46	53.15 3'29.31
13	HERRERA Stephanie	1993	MEX	MEXICO	45.40	53.14 1'39.38	54.50 2'33.58	50.85 3'30.75
14	KASKO Kirstie	1992	CAN	CANADA	45.95	53.98 1'39.79	54.20 2'34.95	57.17 3'31.99
15	OBERHAUSER Kathrin	1992	ITA	ITALY	45.15	53.84 1'38.19	55.16 2'35.28	57.04 3'32.02
16	FOWLER Cornelia	1980	RSA	SOUTH AFRICA	49.89	53.04 1'47.68	57.09 2'45.74	56.74 3'45.32
17	MICHIE Meagan	1989	CAN	CANADA	55.39	57.79 1'52.46	58.06 2'52.88	59.58 3'49.63
18	STUFANO Rosanna	1990	ITA	ITALY	59.17	57.07 1'53.99	1'00.42 2'57.82	56.75 3'58.70
19	ANTUNES Kelly Da Silva	1981	BRA	BRAZIL	53.60	54.82 1'57.96	1'03.83 3'01.69	1'00.88 4'07.23
20	SMIT Dorothy	1985	RSA	SOUTH AFRICA	59.77	1'04.36 2'07.99	1'03.73 3'17.15	1'05.54 4'26.89
						1'08.22	1'09.16	1'09.74

Issued: 01/10/2011 at 9:56

Results

RANK LN SURNAME & NAME BORN NAT TEAM 50 m 100 m 150 m FINAL

200 m Breaststroke - Women

Final Final

RANK	LN	SURNAME & NAME	BORN	NAT	TEAM	50 m	100 m	150 m	FINAL
1	5	LEUNG Shu Hang	1987	HKG	HONG KONG	38.50	1'21.14	2'06.56	2'51.90
2	4	ALONSO MORALES Michelle	1994	ESP	SPAIN	37.29	1'22.78	2'13.73	3'06.33
3	6	FOWLER Amanda	1996	AUS	AUSTRALIA	42.49	1'31.28	2'21.56	3'08.38
4	3	SCHMIDT Emily	1993	AUS	AUSTRALIA	43.98	1'31.51	2'20.53	3'10.05
5	7	MORAES Viviana	1982	VEN	VENEZUELA	45.61	1'32.95	2'25.55	3'15.14
6	2	KOTVYTSKA Olena	1990	UKR	UKRAINE	43.63	1'33.71	2'24.94	3'16.17
7	8	SMITH Yvonne	1990	RSA	SOUTH AFRICA	45.12	1'34.19	2'26.35	3'19.17
8	1	BERCZI Zsafia	1981	HUN	HUNGARY	44.04	1'35.03	2'28.72	3'22.88
							50.99	53.69	54.16

Issued: 01/10/2011 at 16:33

Results

RANK	LN	SURNAME & NAME	BORN	NAT	50 m	100 m	150 m	200 m	250 m	300 m	350 m	FINAL
		TEAM										

400 m Freestyle - Men Preliminary Heat 1

1	4	DOS SANTO Edvaldo J	1975	BRA	34.53	1'14.20	1'56.58	2'40.28	3'23.56	4'07.93	4'51.67	5'33.76
		BRAZIL				39.67	42.38	43.70	43.28	44.37	43.74	42.09
2	3	BOECKL Herbert	1985	AUT	37.27	1'19.11	2'01.79	2'45.09	3'28.99	4'13.73	4'58.11	5'42.87
		AUSTRIA				41.84	42.68	43.30	43.90	44.74	44.38	44.76

NOT CLASSIFIED

5		FAIRWEATH MacIolm	1984	CAN	CANADA							DNS
---	--	--------------------------	------	-----	--------	--	--	--	--	--	--	------------

Issued: 01/10/2011 at 10:00

Heat 2

1	5	SVERISSO Jon M.	1992	ISL	30.73	1'04.00	1'38.32	2'12.59	2'47.46	3'22.18	3'56.21	4'29.61
		ICELAND				33.27	34.32	34.27	34.87	34.72	34.03	33.40
2	4	TSUGAWA Takuya	1992	JPN	30.96	1'04.67	1'39.91	2'15.00	2'51.06	3'26.96	4'01.57	4'33.52
		JAPAN				33.71	35.24	35.09	36.06	35.90	34.61	31.95
3	3	CASALI Kevin	1993	ITA	31.29	1'04.84	1'39.41	2'14.37	2'49.69	3'25.07	4'00.79	4'35.85
		ITALY				33.55	34.57	34.96	35.32	35.38	35.72	35.06
4	6	RAHIER Adam	1988	CAN	31.26	1'05.88	1'41.59	2'17.89	2'54.07	3'30.04	4'06.27	4'41.13
		CANADA				34.62	35.71	36.30	36.18	35.97	36.23	34.86
5	2	DUTTER Maxime	1984	FRA	33.82	1'10.32	1'48.13	2'26.50	3'04.52	3'43.45	4'19.88	4'57.42
		FRANCE				36.50	37.81	38.37	38.02	38.93	36.43	37.54
6	7	DAVRAN Doruk	1994	TUR	32.70	1'05.84	1'42.09	2'19.06	2'56.99	3'36.45	4'17.76	5'00.53
		TURKEY				33.14	36.25	36.97	37.93	39.46	41.31	42.77
7	1	BERARDI Luca	1983	ITA	33.89	1'14.05	1'55.83	2'38.24	3'20.16	4'02.77	4'45.26	5'25.31
		ITALY				40.16	41.78	42.41	41.92	42.61	42.49	40.05

Issued: 01/10/2011 at 10:07

Heat 3

1	4	GROENEWAL Craig	1979	RSA	31.10	1'04.40	1'38.81	2'13.37	2'47.25	3'22.39	3'57.37	4'31.92
		SOUTH AFRICA				33.30	34.41	34.56	33.88	35.14	34.98	34.55
2	2	DE FREITA Raymond	1989	RSA	32.94	1'08.64	1'45.13	2'22.61	3'00.06	3'37.35	4'14.99	4'51.37
		SOUTH AFRICA				35.70	36.49	37.48	37.45	37.29	37.64	36.38
3	6	LEE David	1987	AUS	31.80	1'08.45	1'46.19	2'24.01	3'02.04	3'41.17	4'19.34	4'54.22
		AUSTRALIA				36.65	37.74	37.82	38.03	39.13	38.17	34.88
4	3	CHAGOLLA Juan	1992	MEX	31.73	1'06.63	1'43.72	2'21.40	3'00.07	3'38.68	4'17.99	4'55.02
		MEXICO				34.90	37.09	37.68	38.67	38.61	39.31	37.03
5	5	SZECHENYI Andras	1989	HUN	31.52	1'06.73	1'42.86	2'20.80	2'59.60	3'38.86	4'19.10	4'58.63
		HUNGARY				35.21	36.13	37.94	38.80	39.26	40.24	39.53
6	1	BERJEL Ruben	1991	VEN	31.35	1'07.41	1'45.18	2'23.70	3'02.08	3'42.10	4'21.46	5'00.25
		VENEZUELA				36.06	37.77	38.52	38.38	40.02	39.36	38.79
7	7	LIN Hsien-Chu	1994	TPE	34.43	1'09.65	1'49.36	2'29.28	3'09.58	3'50.36	4'32.61	5'13.91
		TAIWAN				35.22	39.71	39.92	40.30	40.78	42.25	41.30

Issued: 01/10/2011 at 10:13

Heat 4

1	5	KILDUFF Mitchell	1996	AUS	30.64	1'05.70	1'40.85	2'16.33	2'50.86	3'25.23	3'58.12	4'29.31
		AUSTRALIA				35.06	35.15	35.48	34.53	34.37	32.89	31.19
2	4	MIYAZAKI Satoru	1992	JPN	30.69	1'05.85	1'41.46	2'16.84	2'51.86	3'27.13	4'01.28	4'34.97
		JAPAN				35.16	35.61	35.38	35.02	35.27	34.15	33.69

RANK	LN	SURNAME & NAME	BORN	NAT	50 m	100 m	150 m	200 m	250 m	300 m	350 m	FINAL
		TEAM										
3	3	MOATE Craig GREAT BRITAIN	1985	GRB	31.18	1'05.49 34.31	1'40.63 35.14	2'16.27 35.64	2'51.56 35.29	3'26.88 35.32	4'01.86 34.98	4'36.65 34.79
4	2	QING Michael CANADA	1992	CAN	33.01	1'08.53 35.52	1'45.15 36.62	2'22.47 37.32	2'58.76 36.29	3'36.58 37.82	4'13.75 37.17	4'50.55 36.80
5	7	MATSUDA Kenichiro JAPAN	1987	JPN	32.27	1'08.64 36.37	1'46.99 38.35	2'23.07 36.08	3'00.99 37.92	3'38.30 37.31	4'17.53 39.23	4'51.74 34.21
6	6	CHAN Ethan AUSTRALIA	1994	AUS	33.90	1'11.07 37.17	1'50.01 38.94	2'26.39 36.38	3'06.86 40.47	3'43.67 36.81	4'22.62 38.95	4'56.54 33.92
7	8	PENA Daniel VENEZUELA	1987	VEN	33.00	1'10.31 37.31	1'51.67 41.36	2'33.03 41.36	3'15.26 42.23	3'57.57 42.31	4'39.10 41.53	5'18.82 39.72
8	1	ESCALONA Harving VENEZUELA	1989	VEN	35.86	1'15.68 39.82	1'56.79 41.11	2'38.98 42.19	3'20.82 41.84	4'02.94 42.12	4'45.12 42.18	5'22.36 37.24

Issued: 01/10/2011 at 10:20

Results

RANK	SURNAME & NAME TEAM	BORN NAT	50 m	100 m	150 m	200 m	250 m	300 m	350 m	FINAL
------	------------------------	----------	------	-------	-------	-------	-------	-------	-------	-------

400 m Freestyle - Men Preliminary Summary

1	KILDUFF Mitchell AUSTRALIA	1996 AUS	30.64	1'05.70 35.06	1'40.85 35.15	2'16.33 35.48	2'50.86 34.53	3'25.23 34.37	3'58.12 32.89	4'29.31 31.19
2	SVERRISSO Jon M. ICELAND	1992 ISL	30.73	1'04.00 33.27	1'38.32 34.32	2'12.59 34.27	2'47.46 34.87	3'22.18 34.72	3'56.21 34.03	4'29.61 33.40
3	GROENEWAL Craig SOUTH AFRICA	1979 RSA	31.10	1'04.40 33.30	1'38.81 34.41	2'13.37 34.56	2'47.25 33.88	3'22.39 35.14	3'57.37 34.98	4'31.92 34.55
4	TSUGAWA Takuya JAPAN	1992 JPN	30.96	1'04.67 33.71	1'39.91 35.24	2'15.00 35.09	2'51.06 36.06	3'26.96 35.90	4'01.57 34.61	4'33.52 31.95
5	MIYAZAKI Satoru JAPAN	1992 JPN	30.69	1'05.85 35.16	1'41.46 35.61	2'16.84 35.38	2'51.86 35.02	3'27.13 35.27	4'01.28 34.15	4'34.97 33.69
6	CASALI Kevin ITALY	1993 ITA	31.29	1'04.84 33.55	1'39.41 34.57	2'14.37 34.96	2'49.69 35.32	3'25.07 35.38	4'00.79 35.72	4'35.85 35.06
7	MOATE Craig GREAT BRITAIN	1985 GRB	31.18	1'05.49 34.31	1'40.63 35.14	2'16.27 35.64	2'51.56 35.29	3'26.88 35.32	4'01.86 34.98	4'36.65 34.79
8	RAHIER Adam CANADA	1988 CAN	31.26	1'05.88 34.62	1'41.59 35.71	2'17.89 36.30	2'54.07 36.18	3'30.04 35.97	4'06.27 36.23	4'41.13 34.86
9	QING Michael CANADA	1992 CAN	33.01	1'08.53 35.52	1'45.15 36.62	2'22.47 37.32	2'58.76 36.29	3'36.58 37.82	4'13.75 37.17	4'50.55 36.80
10	DE FREITA Raymond SOUTH AFRICA	1989 RSA	32.94	1'08.64 35.70	1'45.13 36.49	2'22.61 37.48	3'00.06 37.45	3'37.35 37.29	4'14.99 37.64	4'51.37 36.38
11	MATSUDA Kenichiro JAPAN	1987 JPN	32.27	1'08.64 36.37	1'46.99 38.35	2'23.07 36.08	3'00.99 37.92	3'38.30 37.31	4'17.53 39.23	4'51.74 34.21
12	LEE David AUSTRALIA	1987 AUS	31.80	1'08.45 36.65	1'46.19 37.74	2'24.01 37.82	3'02.04 38.03	3'41.17 39.13	4'19.34 38.17	4'54.22 34.88
13	CHAGOLLA Juan MEXICO	1992 MEX	31.73	1'06.63 34.90	1'43.72 37.09	2'21.40 37.68	3'00.07 38.67	3'38.68 38.61	4'17.99 39.31	4'55.02 37.03
14	CHAN Ethan AUSTRALIA	1994 AUS	33.90	1'11.07 37.17	1'50.01 38.94	2'26.39 36.38	3'06.86 40.47	3'43.67 36.81	4'22.62 38.95	4'56.54 33.92
15	DUTTER Maxime FRANCE	1984 FRA	33.82	1'10.32 36.50	1'48.13 37.81	2'26.50 38.37	3'04.52 38.02	3'43.45 38.93	4'19.88 36.43	4'57.42 37.54
16	SZECHENYI Andras HUNGARY	1989 HUN	31.52	1'06.73 35.21	1'42.86 36.13	2'20.80 37.94	2'59.60 38.80	3'38.86 39.26	4'19.10 40.24	4'58.63 39.53
17	BERJEL Ruben VENEZUELA	1991 VEN	31.35	1'07.41 36.06	1'45.18 37.77	2'23.70 38.52	3'02.08 38.38	3'42.10 40.02	4'21.46 39.36	5'00.25 38.79
18	DAVRAN Doruk TURKEY	1994 TUR	32.70	1'05.84 33.14	1'42.09 36.25	2'19.06 36.97	2'56.99 37.93	3'36.45 39.46	4'17.76 41.31	5'00.53 42.77
19	LIN Hsien-Chu TAIWAN	1994 TPE	34.43	1'09.65 35.22	1'49.36 39.71	2'29.28 39.92	3'09.58 40.30	3'50.36 40.78	4'32.61 42.25	5'13.91 41.30
20	PENA Daniel VENEZUELA	1987 VEN	33.00	1'10.31 37.31	1'51.67 41.36	2'33.03 41.36	3'15.26 42.23	3'57.57 42.31	4'39.10 41.53	5'18.82 39.72
21	ESCALONA Harving VENEZUELA	1989 VEN	35.86	1'15.68 39.82	1'56.79 41.11	2'38.98 42.19	3'20.82 41.84	4'02.94 42.12	4'45.12 42.18	5'22.36 37.24
22	BERARDI Luca ITALY	1983 ITA	33.89	1'14.05 40.16	1'55.83 41.78	2'38.24 42.41	3'20.16 41.92	4'02.77 42.61	4'45.26 42.49	5'25.31 40.05
23	DOS SANTO Edvaldo J BRAZIL	1975 BRA	34.53	1'14.20 39.67	1'56.58 42.38	2'40.28 43.70	3'23.56 43.28	4'07.93 44.37	4'51.67 43.74	5'33.76 42.09
24	BOECKL Herbert AUSTRIA	1985 AUT	37.27	1'19.11 41.84	2'01.79 42.68	2'45.09 43.30	3'28.99 43.90	4'13.73 44.74	4'58.11 44.38	5'42.87 44.76

NOT CLASSIFIED

FAIRWEATH Maclolm	1984 CAN CANADA	DNS
--------------------------	-----------------	------------

Issued: 01/10/2011 at 10:22

Results

RANK	LN	SURNAME & NAME TEAM	BORN	NAT	50 m	100 m	150 m	200 m	250 m	300 m	350 m	FINAL
------	----	------------------------	------	-----	------	-------	-------	-------	-------	-------	-------	-------

400 m Freestyle - Men Final Final

1	4	KILDUFF Mitchell AUSTRALIA	1996	AUS	30.62	1'03.68	1'37.73	2'11.69	2'45.20	3'17.81	3'50.12	4'20.70
						33.06	34.05	33.96	33.51	32.61	32.31	30.58
2	5	SVERRISSO Jon M. ICELAND	1992	ISL	30.58	1'03.58	1'37.59	2'11.86	2'45.46	3'19.62	3'51.73	4'24.08
						33.00	34.01	34.27	33.60	34.16	32.11	32.35
3	3	GROENEWAL Craig SOUTH AFRICA	1979	RSA	30.04	1'02.38	1'35.22	2'08.89	2'42.98	3'17.91	3'53.23	4'28.39
						32.34	32.84	33.67	34.09	34.93	35.32	35.16
4	2	MIYAZAKI Satoru JAPAN	1992	JPN	30.45	1'04.49	1'39.25	2'14.05	2'48.20	3'23.18	3'57.73	4'30.86
						34.04	34.76	34.80	34.15	34.98	34.55	33.13
5	6	TSUGAWA Takuya JAPAN	1992	JPN	30.55	1'04.10	1'39.29	2'14.46	2'49.82	3'25.49	4'01.07	4'32.98
						33.55	35.19	35.17	35.36	35.67	35.58	31.91
6	7	CASALI Kevin ITALY	1993	ITA	31.87	1'06.40	1'41.71	2'16.32	2'52.40	3'27.46	4'03.68	4'38.68
						34.53	35.31	34.61	36.08	35.06	36.22	35.00
7	8	RAHIER Adam CANADA	1988	CAN	31.59	1'06.48	1'42.87	2'18.88	2'55.01	3'31.16	4'07.35	4'42.21
						34.89	36.39	36.01	36.13	36.15	36.19	34.86
8	1	MOATE Craig GREAT BRITAIN	1985	GRB	31.74	1'06.73	1'42.20	2'18.32	2'54.44	3'30.47	4'06.75	4'42.36
						34.99	35.47	36.12	36.12	36.03	36.28	35.61

Issued: 01/10/2011 at 16:42

Results

POS	LN	RELAY	NAT	TEAM	50 m	Total	FINAL
		SURNAME & NAME	BORN NAT				
4x50 m Medley - Men Preliminary Heat 1							
1	4	R.SOUTH AFRICA	RSA	SOUTH AFRICA			2'04.30
		GROENEWAL Martyn	1990 RSA		34.16	34.16	
		WRIGHT Challis	1991 RSA		33.69	1'07.85	
		GROENEWAL Craig	1979 RSA		28.51	1'36.36	
		MAJOKA Siphon	1989 RSA		27.94	2'04.30	
2	5	CANADA	CAN	CANADA			2'10.69
		RAHIER Adam	1988 CAN		32.55	32.55	
		BATARA Magnus	1991 CAN		38.34	1'10.89	
		BOON Dalton	1994 CAN		31.77	1'42.66	
		ROUSELLE Maxime	1993 CAN		28.03	2'10.69	
3	6	BRAZIL	BRA	BRAZIL			2'16.69
		ANTONIO Charles F	1989 BRA		37.97	37.97	
		ZANGARELL Matheus	1994 BRA		40.75	1'18.72	
		ROCHA Ivan Jorg	1978 BRA		32.08	1'50.80	
		FERRAZ Gutemberg	1984 BRA		25.89	2'16.69	
NOT CLASSIFIED							
3		AUSTRALIA	AUS	AUSTRALIA			DISQ
		LEE David	1987 AUS		33.97	33.97	
		DONACHIE Patrick	1983 AUS		33.95	1'07.92	
		KILDUFF Mitchell	1996 AUS		27.97	1'35.89	
		CHAN Ethan	1994 AUS		28.69	2'04.58	
		3 ^A irregular change					

Issued: 01/10/2011 at 10:55

Heat 2

1	4	VENEZUELA	VEN	VENEZUELA			2'05.55
		BERJEL Ruben	1991 VEN		35.30	35.30	
		VERA Alberto	1990 VEN		33.30	1'08.60	
		IZARRA Osvald	1990 VEN		29.12	1'37.72	
		ESCALONA Harving	1989 VEN		27.83	2'05.55	
2	3	JAPAN	JAP	JAPAN			2'06.24
		NAGAO Tomoyuki	1995 JPN		30.10	30.10	
		MURAMATSU Ryo	1990 JPN		35.55	1'05.65	
		ENDO Ryuta	1987 JPN		30.57	1'36.22	
		MATSUDA Kenichiro	1987 JPN		30.02	2'06.24	
3	5	HONG KONG	HKG	HONG KONG			2'08.47
		CHAN Man Tung	1990 HKG		32.71	32.71	
		AU Kai Lun	1993 HKG		36.57	1'09.28	
		LEE Tsun Sang	1992 HKG		29.98	1'39.26	
		CHAN Ching	1991 HKG		29.21	2'08.47	
4	6	FRANCE	FRA	FRANCE			2'10.21
		TEJEIRO Frederic	1977 FRA		37.30	37.30	
		DEFORGE Jacky	1985 FRA		35.11	1'12.41	
		BLONDEL Sebastien	1980 FRA		31.42	1'43.83	
		DUTTER Maxime	1984 FRA		26.38	2'10.21	
5	2	ITALY	ITA	ITALY			2'24.77
		BERARDI Luca	1983 ITA		38.70	38.70	
		FRANCHETT Gianluigi	1994 ITA		41.09	1'19.79	



POS	LN	RELAY	NAT		TEAM	FINAL	
		SURNAME & NAME	BORN	NAT		50 m	Total
		SCARDONI Marco	1992	ITA		36.07	1'55.86
		SCAFIDI Marco	1987	ITA		28.91	2'24.77

Issued: 01/10/2011 at 10:55

Results

POS	RELAY SURNAME & NAME	NAT BORN NAT	TEAM	50 m	Total	FINAL
4x50 m Medley - Men Preliminary Summary						
1	R.SOUTH AFRICA GROENEWAL Martyn WRIGHT Challis GROENEWAL Craig MAJOKA Siphon	RSA 1990 RSA 1991 RSA 1979 RSA 1989 RSA	SOUTH AFRICA	34.16 33.69 28.51 27.94	34.16 1'07.85 1'36.36 2'04.30	2'04.30
2	VENEZUELA BERJEL Ruben VERA Alberto IZARRA Osvald ESCALONA Harving	VEN 1991 VEN 1990 VEN 1990 VEN 1989 VEN	VENEZUELA	35.30 33.30 29.12 27.83	35.30 1'08.60 1'37.72 2'05.55	2'05.55
3	JAPAN NAGAO Tomoyuki MURAMATSU Ryo ENDO Ryuta MATSUDA Kenichiro	JAP 1995 JPN 1990 JPN 1987 JPN 1987 JPN	JAPAN	30.10 35.55 30.57 30.02	30.10 1'05.65 1'36.22 2'06.24	2'06.24
4	HONG KONG CHAN Man Tung AU Kai Lun LEE Tsun Sang CHAN Ching	HKG 1990 HKG 1993 HKG 1992 HKG 1991 HKG	HONG KONG	32.71 36.57 29.98 29.21	32.71 1'09.28 1'39.26 2'08.47	2'08.47
5	FRANCE TEJEIRO Frederic DEFORGE Jacky BLONDEL Sebastien DUTTER Maxime	FRA 1977 FRA 1985 FRA 1980 FRA 1984 FRA	FRANCE	37.30 35.11 31.42 26.38	37.30 1'12.41 1'43.83 2'10.21	2'10.21
6	CANADA RAHIER Adam BATARA Magnus BOON Dalton ROUSELLE Maxime	CAN 1988 CAN 1991 CAN 1994 CAN 1993 CAN	CANADA	32.55 38.34 31.77 28.03	32.55 1'10.89 1'42.66 2'10.69	2'10.69
7	BRAZIL ANTONIO Charles F ZANGARELL Matheus ROCHA Ivan Jorg FERRAZ Gutemberg	BRA 1989 BRA 1994 BRA 1978 BRA 1984 BRA	BRAZIL	37.97 40.75 32.08 25.89	37.97 1'18.72 1'50.80 2'16.69	2'16.69
8	ITALY BERARDI Luca FRANCHETT Gianluigi SCARDONI Marco SCAFIDI Marco	ITA 1983 ITA 1994 ITA 1992 ITA 1987 ITA	ITALY	38.70 41.09 36.07 28.91	38.70 1'19.79 1'55.86 2'24.77	2'24.77
NOT CLASSIFIED						
	AUSTRALIA LEE David DONACHIE Patrick KILDUFF Mitchell CHAN Ethan <i>3^ irregular change</i>	AUS 1987 AUS 1983 AUS 1996 AUS 1994 AUS	AUSTRALIA	33.97 33.95 27.97 28.69	33.97 1'07.92 1'35.89 2'04.58	DISQ

Issued: 01/10/2011 at 11:50

Results

POS	LN	RELAY	NAT	TEAM	50 m	Total	FINAL
		SURNAME & NAME	BORN NAT				
4x50 m Medley - Men Final Final							
1	4	R.SOUTH AFRICA	RSA	SOUTH AFRICA			2'03.79
		GROENEWAL Martyn	1990 RSA		33.38	33.38	
		WRIGHT Challis	1991 RSA		33.55	1'06.93	
		GROENEWAL Craig	1979 RSA		29.09	1'36.02	
		MAJOKA Siphoh	1989 RSA		27.77	2'03.79	
2	5	VENEZUELA	VEN	VENEZUELA			2'03.85
		BERJEL Ruben	1991 VEN		34.68	34.68	
		VERA Alberto	1990 VEN		32.85	1'07.53	
		IZARRA Osvald	1990 VEN		28.63	1'36.16	
		ESCALONA Harving	1989 VEN		27.69	2'03.85	
3	3	JAPAN	JAP	JAPAN			2'05.75
		NAGAO Tomoyuki	1995 JPN		29.45	29.45	
		MURAMATSU Ryo	1990 JPN		36.00	1'05.45	
		ENDO Ryuta	1987 JPN		30.40	1'35.85	
		MATSUDA Kenichiro	1987 JPN		29.90	2'05.75	
4	6	HONG KONG	HKG	HONG KONG			2'06.81
		CHAN Man Tung	1990 HKG		33.08	33.08	
		AU Kai Lun	1993 HKG		35.56	1'08.64	
		LEE Tsun Sang	1992 HKG		29.16	1'37.80	
		CHAN Ching	1991 HKG		29.01	2'06.81	
5	7	CANADA	CAN	CANADA			2'08.13
		RAHIER Adam	1988 CAN		31.82	31.82	
		BATARA Magnus	1991 CAN		41.32	1'13.14	
		BOON Dalton	1994 CAN		27.61	1'40.75	
		ROUSELLE Maxime	1993 CAN		27.38	2'08.13	
6	2	FRANCE	FRA	FRANCE			2'10.22
		TEJEIRO Frederic	1977 FRA		35.95	35.95	
		DEFORGE Jacky	1985 FRA		35.84	1'11.79	
		BLONDEL Sebastien	1980 FRA		32.19	1'43.98	
		DUTTER Maxime	1984 FRA		26.24	2'10.22	
7	1	BRAZIL	BRA	BRAZIL			2'16.87
		ANTONIO Charles F	1989 BRA		37.43	37.43	
		ZANGARELL Matheus	1994 BRA		42.00	1'19.43	
		ROCHA Ivan Jorg	1978 BRA		31.51	1'50.94	
		FERRAZ Gutemberg	1984 BRA		25.93	2'16.87	
8	8	ITALY	ITA	ITALY			2'24.52
		BERARDI Luca	1983 ITA		39.19	39.19	
		FRANCHETT Gianluigi	1994 ITA		29.22	1'08.41	
		SCARDONI Marco	1992 ITA		47.33	1'55.74	
		SCAFIDI Marco	1987 ITA		28.78	2'24.52	

Issued: 01/10/2011 at 17:07

Results

POS	LN	RELAY	NAT	TEAM	50 m	Total	FINAL
		SURNAME & NAME	BORN NAT				
4x50 m Medley - Women Final Heat							
1	4	AUSTRALIA	AUS	AUSTRALIA			2'17.83
		CORRY Taylor	1995 AUS		34.75	34.75	
		SCHMIDT Emily	1993 AUS		39.53	1'14.28	
		HOLLAND Nerice	1988 AUS		32.91	1'47.19	
		LEO Kara	1992 AUS		30.64	2'17.83	
2	3	R.SOUTH AFRICA	RSA	SOUTH AFRICA			2'38.95
		STERRENBURG Leanne	1981 RSA		43.69	43.69	
		FOWLER Cornelia	1980 RSA		47.34	1'31.03	
		SMIT Dorothy	1985 RSA		36.65	2'07.68	
		SMITH Yvonne	1990 RSA		31.27	2'38.95	
3	5	HUNGARY	HUN	HUNGARY			2'41.65
		TAPOLCZAI Viktória	1987 HUN		42.08	42.08	
		BERCZI Zsófia	1981 HUN		41.85	1'23.93	
		MEGGYESI Orsolya	1995 HUN		43.65	2'07.58	
		KOHON Dzsénifer	1995 HUN		34.07	2'41.65	
4	6	ITALY	ITA	ITALY			2'55.37
		D'ODORICO Elena	1985 ITA		50.60	50.60	
		OBERHAUSER Kathrin	1992 ITA		48.00	1'38.60	
		CORRADIN Silvia	1983 ITA		39.91	2'18.51	
		STUFANO Rosanna	1990 ITA		36.86	2'55.37	

Issued: 01/10/2011 at 17:27

Results

RANK LN SURNAME & NAME BORN NAT TEAM 50 m FINAL

100 m Backstroke - Men Preliminary Heat 1

1	2	BOON Dalton	1994	CAN	CANADA	37.07	40.46	1'17.53
2	5	TEJEIRO Frederic	1977	FRA	FRANCE	38.44	41.99	1'20.43
3	4	SCAFIDI Marco	1987	ITA	ITALY	40.31	41.47	1'21.78
4	3	SILVA Andre' Do	1991	BRA	BRAZIL	38.57	43.27	1'21.84
5	7	ROCHA Ivan Jorg	1978	BRA	BRAZIL	42.76	40.67	1'23.43
6	6	ANTONIO Charles F	1989	BRA	BRAZIL	42.76	43.96	1'26.72
7	8	CHEN Yu Chia	1998	MAC	MACAU	47.18	48.51	1'35.69

NOT CLASSIFIED

1 **FAIRWEATH MacIolm** 1984 CAN CANADA **DNS**

Issued: 02/10/2011 at 9:00

Heat 2

1	2	ALIJEV Jevgeni	1983	EST	ESTONIA	35.28	39.38	1'14.66
2	5	DUTTER Maxime	1984	FRA	FRANCE	37.81	39.43	1'17.24
3	1	HLAVAE Vladimir	1993	CZE	CZECH REPUBLIC	37.20	40.25	1'17.45
4	8	CASALI Kevin	1993	ITA	ITALY	38.58	39.45	1'18.03
5	4	BABEY Igor	1981	UKR	UKRAINE	36.95	42.40	1'19.35
6	3	TAN Eng Kiong	1991	SIN	SINGAPORE	37.15	42.26	1'19.41
7	7	BERARDI Luca	1983	ITA	ITALY	39.68	40.21	1'19.89
8	6	DURAN Raul	1989	MEX	MEXICO	38.97	42.12	1'21.09

Issued: 02/10/2011 at 9:02

Heat 3

1	4	LEE Tsun Sang	1992	HKG	HONG KONG	32.20	35.87	1'08.07
2	5	KIM Joonhwan	1993	KOR	KOREA	32.67	36.00	1'08.67
3	3	AU Kai Lun	1993	HKG	HONG KONG	33.66	36.43	1'10.09
4	2	SVERRISSO Jon M.	1992	ISL	ICELAND	35.47	38.29	1'13.76
5	8	POPOV Denis	1989	RUS	RUSSIAN FEDERATION	36.86	37.62	1'14.48
6	6	KILDUFF Mitchell	1996	AUS	AUSTRALIA	36.84	41.50	1'18.34
7	7	KUSHCH Vadym	1995	UKR	UKRAINE	40.81	41.37	1'22.18
8	1	LIN Hsien-Chu	1994	TPE	TAIWAN	44.70	46.86	1'31.56

Issued: 02/10/2011 at 9:06

Heat 4

1	4	TSUGAWA Takuya	1992	JPN	JAPAN	32.26	34.79	1'07.05
2	5	CHO Wonsang	1992	KOR	KOREA	32.29	36.01	1'08.30
3	6	VERA Alberto	1990	VEN	VENEZUELA	34.47	35.23	1'09.70
4	3	CHAN Man Tung	1990	HKG	HONG KONG	34.17	35.57	1'09.74
5	2	LEE David	1987	AUS	AUSTRALIA	34.72	37.72	1'12.44
6	8	IZARRA Osvald	1990	VEN	VENEZUELA	37.26	38.92	1'16.18
7	7	CHAGOLLA Juan	1992	MEX	MEXICO	37.20	40.03	1'17.23
8	1	BERJEL Ruben	1991	VEN	VENEZUELA	36.96	40.39	1'17.35

Issued: 02/10/2011 at 9:09

RANK LN SURNAME & NAME

BORN NAT TEAM

50 m

FINAL

Heat 5

1	4	NAGAO Tomoyuki	1995	JPN	JAPAN	30.64	33.97	1'04.61
2	5	SZECHENYI Andras	1989	HUN	HUNGARY	32.64	35.20	1'07.84
3	3	RAHIER Adam	1988	CAN	CANADA	33.24	34.90	1'08.14
4	8	GROENEWAL Martyn	1990	RSA	SOUTH AFRICA	35.03	36.98	1'12.01
5	7	WRIGHT Challis	1991	RSA	SOUTH AFRICA	35.00	37.33	1'12.33
6	6	ENDO Ryuta	1987	JPN	JAPAN	34.95	37.71	1'12.66
7	2	GROENEWAL Craig	1979	RSA	SOUTH AFRICA	35.95	39.30	1'15.25
8	1	DONACHIE Patrick	1983	AUS	AUSTRALIA	35.75	39.72	1'15.47

Issued: 02/10/2011 at 9:12

Results

RANK	SURNAME & NAME	BORN	NAT	TEAM	50 m	FINAL
------	----------------	------	-----	------	------	-------

100 m Backstroke - Men Preliminary Summary

1	NAGAO Tomoyuki	1995	JPN	JAPAN	30.64	33.97	1'04.61
2	TSUGAWA Takuya	1992	JPN	JAPAN	32.26	34.79	1'07.05
3	SZECHENYI Andras	1989	HUN	HUNGARY	32.64	35.20	1'07.84
4	LEE Tsun Sang	1992	HKG	HONG KONG	32.20	35.87	1'08.07
5	RAHIER Adam	1988	CAN	CANADA	33.24	34.90	1'08.14
6	CHO Wonsang	1992	KOR	KOREA	32.29	36.01	1'08.30
7	KIM Joonhwan	1993	KOR	KOREA	32.67	36.00	1'08.67
8	VERA Alberto	1990	VEN	VENEZUELA	34.47	35.23	1'09.70
9	CHAN Man Tung	1990	HKG	HONG KONG	34.17	35.57	1'09.74
10	AU Kai Lun	1993	HKG	HONG KONG	33.66	36.43	1'10.09
11	GROENEWAL Martyn	1990	RSA	SOUTH AFRICA	35.03	36.98	1'12.01
12	WRIGHT Challis	1991	RSA	SOUTH AFRICA	35.00	37.33	1'12.33
13	LEE David	1987	AUS	AUSTRALIA	34.72	37.72	1'12.44
14	ENDO Ryuta	1987	JPN	JAPAN	34.95	37.71	1'12.66
15	SVERRISSO Jon M.	1992	ISL	ICELAND	35.47	38.29	1'13.76
16	POPOV Denis	1989	RUS	RUSSIAN FEDERATION	36.86	37.62	1'14.48
17	ALIJEV Jevgeni	1983	EST	ESTONIA	35.28	39.38	1'14.66
18	GROENEWAL Craig	1979	RSA	SOUTH AFRICA	35.95	39.30	1'15.25
19	DONACHIE Patrick	1983	AUS	AUSTRALIA	35.75	39.72	1'15.47
20	IZARRA Osvald	1990	VEN	VENEZUELA	37.26	38.92	1'16.18
21	CHAGOLLA Juan	1992	MEX	MEXICO	37.20	40.03	1'17.23
22	DUTTER Maxime	1984	FRA	FRANCE	37.81	39.43	1'17.24
23	BERJEL Ruben	1991	VEN	VENEZUELA	36.96	40.39	1'17.35
24	HLAVAE Vladimir	1993	CZE	CZECH REPUBLIC	37.20	40.25	1'17.45
25	BOON Dalton	1994	CAN	CANADA	37.07	40.46	1'17.53
26	CASALI Kevin	1993	ITA	ITALY	38.58	39.45	1'18.03
27	KILDUFF Mitchell	1996	AUS	AUSTRALIA	36.84	41.50	1'18.34
28	BABEY Igor	1981	UKR	UKRAINE	36.95	42.40	1'19.35
29	TAN Eng Kiong	1991	SIN	SINGAPORE	37.15	42.26	1'19.41
30	BERARDI Luca	1983	ITA	ITALY	39.68	40.21	1'19.89
31	TEJEIRO Frederic	1977	FRA	FRANCE	38.44	41.99	1'20.43
32	DURAN Raul	1989	MEX	MEXICO	38.97	42.12	1'21.09
33	SCAFIDI Marco	1987	ITA	ITALY	40.31	41.47	1'21.78
34	SILVA Andre' Do	1991	BRA	BRAZIL	38.57	43.27	1'21.84
35	KUSHCH Vadym	1995	UKR	UKRAINE	40.81	41.37	1'22.18
36	ROCHA Ivan Jorg	1978	BRA	BRAZIL	42.76	40.67	1'23.43
37	ANTONIO Charles F	1989	BRA	BRAZIL	42.76	43.96	1'26.72
38	LIN Hsien-Chu	1994	TPE	TAIWAN	44.70	46.86	1'31.56
39	CHEN Yu Chia	1998	MAC	MACAU	47.18	48.51	1'35.69

NOT CLASSIFIED

FAIRWEATH Maclolm

1984 CAN CANADA

DNS

Issued: 02/10/2011 at 9:14

Results

RANK LN SURNAME & NAME BORN NAT TEAM 50 m FINAL

100 m Backstroke - Men Final Final

1	4	NAGAO Tomoyuki	1995	JPN	JAPAN	30.31	33.62	1'03.93
2	5	TSUGAWA Takuya	1992	JPN	JAPAN	31.04	34.53	1'05.57
3	2	RAHIER Adam	1988	CAN	CANADA	32.27	34.57	1'06.84
4	7	CHO Wonsang	1992	KOR	KOREA	32.47	34.53	1'07.00
5	6	LEE Tsun Sang	1992	HKG	HONG KONG	32.76	35.51	1'08.27
6	3	SZECHENYI Andras	1989	HUN	HUNGARY	32.86	35.78	1'08.64
7	1	KIM Joonhwan	1993	KOR	KOREA	32.74	36.51	1'09.25
8	8	VERA Alberto	1990	VEN	VENEZUELA	36.28	39.11	1'15.39

Issued: 02/10/2011 at 16:01

Results

RANK LN SURNAME & NAME BORN NAT TEAM 50 m FINAL

100 m Backstroke - Women Preliminary Heat 1

1	3	CHEW Zi Ling	1992	SIN	SINGAPORE	52.99	57.21	1'50.20
2	4	D'ODORICO Elena	1985	ITA	ITALY	52.45	58.65	1'51.10
3	6	OZTURK Gizem	1990	TUR	TURKEY	56.51	1'03.45	1'59.96
4	2	GAECHTER Nadine	1984	AUT	AUSTRIA	1'04.49	1'07.60	2'12.09

NOT CLASSIFIED

5	CERTAIN Renata Maria Fra	1976	BRA	BRAZIL				DNS
---	---------------------------------	------	-----	--------	--	--	--	------------

Issued: 02/10/2011 at 9:16

Heat 2

1	4	CICHOCKI Leslie	1988	USA	UNITED STATES	42.98	45.09	1'28.07
2	3	OBERHAUSER Kathrin	1992	ITA	ITALY	53.17	42.42	1'35.59
3	7	CORRADIN Silvia	1983	ITA	ITALY	47.56	48.55	1'36.11
4	2	RESENDIZ Beatriz	1988	MEX	MEXICO	47.88	49.09	1'36.97
5	5	HERRERA Stephanie	1993	MEX	MEXICO	47.80	52.96	1'40.76
6	1	MICHIE Meagan	1989	CAN	CANADA	55.15	48.01	1'43.16
7	8	TVERSKAJA Diana	1995	EST	ESTONIA	56.99	46.24	1'43.23
8	6	HAN Dahee	1992	KOR	KOREA	47.47	56.31	1'43.78

Issued: 02/10/2011 at 9:20

Heat 3

1	4	HOLLAND Nerice	1988	AUS	AUSTRALIA	37.99	40.21	1'18.20
2	5	NISHIO Yoshiko	1982	JPN	JAPAN	40.68	43.00	1'23.68
3	7	SMITH Yvonne	1990	RSA	SOUTH AFRICA	40.46	44.99	1'25.45
4	3	LINDBERG Pernilla	1994	SWE	SWEDEN	42.65	45.26	1'27.91
5	6	MORRIER Justine	1997	CAN	CANADA	43.76	44.40	1'28.16
6	2	LIM Jaeyeon	1990	KOR	KOREA	42.34	46.24	1'28.58
7	1	CHENERY Lucy	1995	GRB	GREAT BRITAIN	45.10	49.79	1'34.89

NOT CLASSIFIED

8	KRIEL Christelle	1994	RSA	SOUTH AFRICA	43.30	46.46	DISQ
---	-------------------------	------	-----	--------------	-------	-------	-------------

Irregular swimming

Issued: 02/10/2011 at 9:42

Heat 4

1	5	CORRY Taylor	1995	AUS	AUSTRALIA	36.05	39.07	1'15.12
2	4	LEO Kara	1992	AUS	AUSTRALIA	38.08	40.39	1'18.47
3	3	BIRD Stephanie	1988	GRB	GREAT BRITAIN	38.76	43.99	1'22.75
4	2	KOHON Dzszenifer	1995	HUN	HUNGARY	44.48	40.23	1'24.71
5	6	TANG Chui Fan	1990	HKG	HONG KONG	42.94	44.19	1'27.13
6	1	STEFANSDOTTIR Kolbrun A.	1997	ISL	ICELAND	46.77	41.64	1'28.41
7	7	TAPOLCZAI Viktória	1987	HUN	HUNGARY	43.59	45.27	1'28.86
8	8	SMIT Dorothy	1985	RSA	SOUTH AFRICA	48.29	48.77	1'37.06

Issued: 02/10/2011 at 9:36

RANK LN SURNAME & NAME BORN NAT TEAM 50 m FINAL

Heat 5

1	4	LEUNG Shu Hang	1987	HKG	HONG KONG	37.09	39.59	1'16.68
2	5	CHOW Yuen Ying	1988	HKG	HONG KONG	38.43	41.07	1'19.50
3	3	KASKO Kirstie	1992	CAN	CANADA	39.46	43.01	1'22.47
4	7	DE MOT Mieke	1985	BEL	BELGIUM	45.10	44.20	1'29.30
5	2	DIAZ DE LA VEGA Mariana	1987	MEX	MEXICO	43.71	46.04	1'29.75
6	8	MIKOVA Adela	1991	CZE	CZECH REPUBLIC	44.23	46.27	1'30.50
7	1	MORAES Viviana	1982	VEN	VENEZUELA	45.66	49.77	1'35.43

NOT CLASSIFIED

6		ZHAROVA Alexandra <i>False start</i>	1996	RUS	RUSSIAN FEDERATION	39.88	42.68	DISQ
---	--	--	------	-----	--------------------	-------	-------	-------------

Issued: 02/10/2011 at 9:57

Results

RANK	SURNAME & NAME	BORN	NAT	TEAM	50 m	FINAL
------	----------------	------	-----	------	------	-------

100 m Backstroke - Women Preliminary Summary

1	CORRY Taylor	1995	AUS	AUSTRALIA	36.05	39.07	1'15.12
2	LEUNG Shu Hang	1987	HKG	HONG KONG	37.09	39.59	1'16.68
3	HOLLAND Nerice	1988	AUS	AUSTRALIA	37.99	40.21	1'18.20
4	LEO Kara	1992	AUS	AUSTRALIA	38.08	40.39	1'18.47
5	CHOW Yuen Ying	1988	HKG	HONG KONG	38.43	41.07	1'19.50
6	KASKO Kirstie	1992	CAN	CANADA	39.46	43.01	1'22.47
7	BIRD Stephanie	1988	GRB	GREAT BRITAIN	38.76	43.99	1'22.75
8	NISHIO Yoshiko	1982	JPN	JAPAN	40.68	43.00	1'23.68
9	KOHON Dzszenifer	1995	HUN	HUNGARY	44.48	40.23	1'24.71
10	SMITH Yvonne	1990	RSA	SOUTH AFRICA	40.46	44.99	1'25.45
11	TANG Chui Fan	1990	HKG	HONG KONG	42.94	44.19	1'27.13
12	LINDBERG Pernilla	1994	SWE	SWEDEN	42.65	45.26	1'27.91
13	CICHOCKI Leslie	1988	USA	UNITED STATES	42.98	45.09	1'28.07
14	MORRIER Justine	1997	CAN	CANADA	43.76	44.40	1'28.16
15	STEFANSDOTTIR Kolbrun A.	1997	ISL	ICELAND	46.77	41.64	1'28.41
16	LIM Jaeyeon	1990	KOR	KOREA	42.34	46.24	1'28.58
17	TAPOLCZAI Viktória	1987	HUN	HUNGARY	43.59	45.27	1'28.86
18	DE MOT Mieke	1985	BEL	BELGIUM	45.10	44.20	1'29.30
19	DIAZ DE LA VEGA Mariana	1987	MEX	MEXICO	43.71	46.04	1'29.75
20	MIKOVA Adela	1991	CZE	CZECH REPUBLIC	44.23	46.27	1'30.50
21	CHENERY Lucy	1995	GRB	GREAT BRITAIN	45.10	49.79	1'34.89
22	MORAES Viviana	1982	VEN	VENEZUELA	45.66	49.77	1'35.43
23	OBERHAUSER Kathrin	1992	ITA	ITALY	53.17	42.42	1'35.59
24	CORRADIN Silvia	1983	ITA	ITALY	47.56	48.55	1'36.11
25	RESENDIZ Beatriz	1988	MEX	MEXICO	47.88	49.09	1'36.97
26	SMIT Dorothy	1985	RSA	SOUTH AFRICA	48.29	48.77	1'37.06
27	HERRERA Stephanie	1993	MEX	MEXICO	47.80	52.96	1'40.76
28	MICHIE Meagan	1989	CAN	CANADA	55.15	48.01	1'43.16
29	TVERSKAJA Diana	1995	EST	ESTONIA	56.99	46.24	1'43.23
30	HAN Dahee	1992	KOR	KOREA	47.47	56.31	1'43.78
31	CHEW Zi Ling	1992	SIN	SINGAPORE	52.99	57.21	1'50.20
32	D'ODORICO Elena	1985	ITA	ITALY	52.45	58.65	1'51.10
33	OZTURK Gizem	1990	TUR	TURKEY	56.51	1'03.45	1'59.96
34	GAECHTER Nadine	1984	AUT	AUSTRIA	1'04.49	1'07.60	2'12.09

NOT CLASSIFIED

	ZHAROVA Alexandra	1996	RUS	RUSSIAN FEDERATION	39.88	42.68	DISQ
	<i>False start</i>						
	KRIEL Christelle	1994	RSA	SOUTH AFRICA	43.30	46.46	DISQ
	<i>Irregular swimming</i>						

	CERTAIN Renata Maria Fra	1976	BRA	BRAZIL			DNS
--	---------------------------------	------	-----	--------	--	--	------------

Issued: 02/10/2011 at 9:57

Results

RANK LN SURNAME & NAME BORN NAT TEAM 50 m FINAL

100 m Backstroke - Women Final Final

1	4	CORRY Taylor	1995	AUS	AUSTRALIA	35.13	37.70	1'12.83
2	5	LEUNG Shu Hang	1987	HKG	HONG KONG	36.91	38.29	1'15.20
3	3	HOLLAND Nerice	1988	AUS	AUSTRALIA	36.60	39.13	1'15.73
4	6	LEO Kara	1992	AUS	AUSTRALIA	37.99	39.10	1'17.09
5	2	CHOW Yuen Ying	1988	HKG	HONG KONG	40.25	40.96	1'21.21
6	8	NISHIO Yoshiko	1982	JPN	JAPAN	40.70	42.26	1'22.96
7	7	KASKO Kirstie	1992	CAN	CANADA	40.81	43.22	1'24.03
8	1	BIRD Stephanie	1988	GRB	GREAT BRITAIN	39.71	1'04.24	1'43.95

Issued: 02/10/2011 at 16:07

Results

RANK LN SURNAME & NAME BORN NAT TEAM FINAL

50 m Butterfly - Men Preliminary Heat 1

1	4	GROENEWAL Craig	1979	RSA	SOUTH AFRICA	29.24
2	3	FERRAZ Gutemberg	1984	BRA	BRAZIL	29.66
3	2	MAJOKA Siphoh	1989	RSA	SOUTH AFRICA	31.03
4	5	PENA Daniel	1987	VEN	VENEZUELA	31.64
5	6	ROCHA Ivan Jorg	1978	BRA	BRAZIL	32.45
6	7	BOECKL Herbert	1985	AUT	AUSTRIA	42.78

Issued: 02/10/2011 at 9:45

Heat 2

1	4	IZARRA Osvald	1990	VEN	VENEZUELA	28.79
2	6	HEATH Michael	1989	CAN	CANADA	31.77
3	5	ENDO Ryuta	1987	JPN	JAPAN	31.80
4	3	CHAN Ching	1991	HKG	HONG KONG	31.91
5	2	VERGOTINE Valentino	1987	RSA	SOUTH AFRICA	32.33
6	7	ALIJEV Jevgeni	1983	EST	ESTONIA	32.47

Issued: 02/10/2011 at 9:47

Heat 3

1	4	CHO Wonsang	1992	KOR	KOREA	27.53
2	3	SZECHENYI Andras	1989	HUN	HUNGARY	28.41
3	5	NAGAO Tomoyuki	1995	JPN	JAPAN	28.98
4	6	QING Michael	1992	CAN	CANADA	30.75
5	2	BLONDEL Sebastien	1980	FRA	FRANCE	32.67
6	7	PAREDES M Luis Fran	1993	ESP	SPAIN	32.98

Issued: 02/10/2011 at 9:49

Results

RANK SURNAME & NAME BORN NAT TEAM FINAL

50 m Butterfly - Men Preliminary Summary

1	CHO Wonsang	1992	KOR	KOREA	27.53
2	SZECHENYI Andras	1989	HUN	HUNGARY	28.41
3	IZARRA Osvald	1990	VEN	VENEZUELA	28.79
4	NAGAO Tomoyuki	1995	JPN	JAPAN	28.98
5	GROENEWAL Craig	1979	RSA	SOUTH AFRICA	29.24
6	FERRAZ Gutemberg	1984	BRA	BRAZIL	29.66
7	QING Michael	1992	CAN	CANADA	30.75
8	MAJOKA Sipho	1989	RSA	SOUTH AFRICA	31.03
9	PENA Daniel	1987	VEN	VENEZUELA	31.64
10	HEATH Michael	1989	CAN	CANADA	31.77
11	ENDO Ryuta	1987	JPN	JAPAN	31.80
12	CHAN Ching	1991	HKG	HONG KONG	31.91
13	VERGOTINE Valentino	1987	RSA	SOUTH AFRICA	32.33
14	ROCHA Ivan Jorg	1978	BRA	BRAZIL	32.45
15	ALIJEV Jevgeni	1983	EST	ESTONIA	32.47
16	BLONDEL Sebastien	1980	FRA	FRANCE	32.67
17	PAREDES M Luis Fran	1993	ESP	SPAIN	32.98
18	BOECKL Herbert	1985	AUT	AUSTRIA	42.78

Issued: 02/10/2011 at 9:59

Results

RANK LN SURNAME & NAME BORN NAT TEAM FINAL

50 m Butterfly - Men Final Final

1	4	CHO Wonsang	1992	KOR	KOREA	28.14
2	3	IZARRA Osvald	1990	VEN	VENEZUELA	28.27
3	5	SZECHENYI Andras	1989	HUN	HUNGARY	28.79
4	6	NAGAO Tomoyuki	1995	JPN	JAPAN	29.04
5	2	GROENEWAL Craig	1979	RSA	SOUTH AFRICA	29.06
6	7	QING Michael	1992	CAN	CANADA	30.03
7	1	MAJOKA Siphso	1989	RSA	SOUTH AFRICA	30.90
8	8	PENA Daniel	1987	VEN	VENEZUELA	31.05

Issued: 02/10/2011 at 16:11

Results

RANK LN SURNAME & NAME BORN NAT TEAM FINAL

50 m Butterfly - Women Preliminary Heat 1

1	4	FOWLER Amanda	1996	AUS	AUSTRALIA	34.14
2	5	ALONSO MORALES Michelle	1994	ESP	SPAIN	35.23
3	3	TU Jo-Lin	1991	TPE	TAIWAN	36.13
4	6	BERCZI Zsofia	1981	HUN	HUNGARY	36.20
5	7	MINGUET AthanaØSe	1993	FRA	FRANCE	38.41
6	2	STERRENBURG Leanne	1981	RSA	SOUTH AFRICA	40.29
7	1	ANTUNES Kelly Da Silva	1981	BRA	BRAZIL	45.64
8	8	GARCIA Gabriela Andrade	1985	BRA	BRAZIL	50.48

Issued: 02/10/2011 at 9:52

Heat 2

1	4	HOLLAND Nerice	1988	AUS	AUSTRALIA	34.71
2	6	MIKOVA Adela	1991	CZE	CZECH REPUBLIC	35.38
3	5	BIRD Stephanie	1988	GRB	GREAT BRITAIN	35.45
4	3	TANG Chui Fan	1990	HKG	HONG KONG	36.36
5	2	KOTVYTSKA Olena	1990	UKR	UKRAINE	36.48
6	7	MEGGYESI Orsolya	1995	HUN	HUNGARY	43.46
7	1	LEE Jihong	1994	KOR	KOREA	45.11
8	8	DENIZ Ege	1995	TUR	TURKEY	53.50

Issued: 02/10/2011 at 9:54

Results

RANK	SURNAME & NAME	BORN	NAT	TEAM	FINAL
------	----------------	------	-----	------	-------

50 m Butterfly - Women Preliminary Summary

1	FOWLER Amanda	1996	AUS	AUSTRALIA	34.14
2	HOLLAND Nerice	1988	AUS	AUSTRALIA	34.71
3	ALONSO MORALES Michelle	1994	ESP	SPAIN	35.23
4	MIKOVA Adela	1991	CZE	CZECH REPUBLIC	35.38
5	BIRD Stephanie	1988	GRB	GREAT BRITAIN	35.45
6	TU Jo-Lin	1991	TPE	TAIWAN	36.13
7	BERCZI Zsofia	1981	HUN	HUNGARY	36.20
8	TANG Chui Fan	1990	HKG	HONG KONG	36.36
9	KOTVYTSKA Olena	1990	UKR	UKRAINE	36.48
10	MINGUET AthanaØSe	1993	FRA	FRANCE	38.41
11	STERRENBURG Leanne	1981	RSA	SOUTH AFRICA	40.29
12	MEGGYESI Orsolya	1995	HUN	HUNGARY	43.46
13	LEE Jihong	1994	KOR	KOREA	45.11
14	ANTUNES Kelly Da Silva	1981	BRA	BRAZIL	45.64
15	GARCIA Gabriela Andrade	1985	BRA	BRAZIL	50.48
16	DENIZ Ege	1995	TUR	TURKEY	53.50

Issued: 02/10/2011 at 10:00

Results

RANK LN SURNAME & NAME BORN NAT TEAM FINAL

50 m Butterfly - Women Final Final

1	4	FOWLER Amanda	1996	AUS	AUSTRALIA	33.50
2	5	HOLLAND Nerice	1988	AUS	AUSTRALIA	33.68
3	3	ALONSO MORALES Michelle	1994	ESP	SPAIN	34.37
4	6	MIKOVA Adela	1991	CZE	CZECH REPUBLIC	34.48
5	2	BIRD Stephanie	1988	GRB	GREAT BRITAIN	34.86
6	1	BERCZI Zsofia	1981	HUN	HUNGARY	36.11
7	8	TANG Chui Fan	1990	HKG	HONG KONG	36.24
8	7	TU Jo-Lin	1991	TPE	TAIWAN	36.70

Issued: 02/10/2011 at 16:28

Results

RANK LN SURNAME & NAME BORN NAT TEAM 50 m FINAL

100 m Freestyle - Men Preliminary Heat 1

1	7	SCAFIDI Marco	1987	ITA	ITALY	31.45	35.77	1'07.22
2	8	FRANCHETT Gianluigi	1994	ITA	ITALY	32.26	35.03	1'07.29
3	2	PAREDES M Luis Fran	1993	ESP	SPAIN	33.10	34.35	1'07.45
4	4	TEJEIRO Frederic	1977	FRA	FRANCE	31.26	36.76	1'08.02
	5	LIN Hsien-Chu	1994	TPE	TAIWAN	33.10	34.92	1'08.02
6	6	SILVA Andre' Do	1991	BRA	BRAZIL	32.51	36.89	1'09.40
7	1	CHEN Yu Chia	1998	MAC	MACAU	36.17	38.06	1'14.23

NOT CLASSIFIED

	3	DEMIRCI Muammer C	1990	TUR	TURKEY			DISQ
		<i>False start</i>						

Issued: 02/10/2011 at 10:01

Heat 2

1	4	SVERRISSO Jon M.	1992	ISL	ICELAND	27.48	29.87	57.35
2	5	FERRAZ Gutemberg	1984	BRA	BRAZIL	28.50	30.64	59.14
3	2	HLAVAE Vladimir	1993	CZE	CZECH REPUBLIC	29.76	31.65	1'01.41
4	3	LEE David	1987	AUS	AUSTRALIA	29.55	32.72	1'02.27
5	1	MAJOKA Sipho	1989	RSA	SOUTH AFRICA	34.03	29.28	1'03.31
6	7	BOON Dalton	1994	CAN	CANADA	30.68	32.70	1'03.38
7	6	ESCALONA Harving	1989	VEN	VENEZUELA	31.34	32.61	1'03.95
8	8	RYBA Klaus	1978	AUT	AUSTRIA	33.38	39.80	1'13.18

Issued: 02/10/2011 at 10:05

Heat 3

1	5	LEE Inkook	1995	KOR	KOREA	26.70	30.56	57.26
2	4	GROENEWAL Craig	1979	RSA	SOUTH AFRICA	28.30	30.25	58.55
3	6	BERJEL Ruben	1991	VEN	VENEZUELA	28.78	31.41	1'00.19
4	3	RAHIER Adam	1988	CAN	CANADA	29.48	31.89	1'01.37
5	1	CASALI Kevin	1993	ITA	ITALY	30.84	32.67	1'03.51
6	2	MOATE Craig	1985	GRB	GREAT BRITAIN	31.10	33.28	1'04.38
7	7	VERGOTINE Valentino	1987	RSA	SOUTH AFRICA	31.14	33.60	1'04.74
8	8	TAN Eng Kiong	1991	SIN	SINGAPORE	30.57	34.64	1'05.21

Issued: 02/10/2011 at 10:11

Heat 4

1	3	VERA Alberto	1990	VEN	VENEZUELA	28.13	29.49	57.62
2	5	MIYAZAKI Satoru	1992	JPN	JAPAN	27.84	30.82	58.66
3	4	KILDUFF Mitchell	1996	AUS	AUSTRALIA	27.32	31.39	58.71
4	6	DUTTER Maxime	1984	FRA	FRANCE	28.67	31.47	1'00.14
5	8	DAVRAN Doruk	1994	TUR	TURKEY	29.10	32.61	1'01.71
6	2	ROUSELLE Maxime	1993	CAN	CANADA	29.41	32.38	1'01.79
7	7	CHAN Ethan	1994	AUS	AUSTRALIA	31.74	32.75	1'04.49
8	1	ANTONIO Charles F	1989	BRA	BRAZIL	32.63	34.93	1'07.56

Issued: 02/10/2011 at 10:14

Results

RANK	SURNAME & NAME	BORN NAT TEAM	50 m	FINAL
------	----------------	---------------	------	-------

100 m Freestyle - Men Preliminary Summary

1	LEE Inkook	1995 KOR KOREA	26.70	30.56	57.26
2	SVERRISSO Jon M.	1992 ISL ICELAND	27.48	29.87	57.35
3	VERA Alberto	1990 VEN VENEZUELA	28.13	29.49	57.62
4	GROENEWAL Craig	1979 RSA SOUTH AFRICA	28.30	30.25	58.55
5	MIYAZAKI Satoru	1992 JPN JAPAN	27.84	30.82	58.66
6	KILDUFF Mitchell	1996 AUS AUSTRALIA	27.32	31.39	58.71
7	FERRAZ Gutemberg	1984 BRA BRAZIL	28.50	30.64	59.14
8	DUTTER Maxime	1984 FRA FRANCE	28.67	31.47	1'00.14
9	BERJEL Ruben	1991 VEN VENEZUELA	28.78	31.41	1'00.19
10	RAHIER Adam	1988 CAN CANADA	29.48	31.89	1'01.37
11	HLAVAE Vladimir	1993 CZE CZECH REPUBLIC	29.76	31.65	1'01.41
12	DAVRAN Doruk	1994 TUR TURKEY	29.10	32.61	1'01.71
13	ROUSELLE Maxime	1993 CAN CANADA	29.41	32.38	1'01.79
14	LEE David	1987 AUS AUSTRALIA	29.55	32.72	1'02.27
15	MAJOKA Siphon	1989 RSA SOUTH AFRICA	34.03	29.28	1'03.31
16	BOON Dalton	1994 CAN CANADA	30.68	32.70	1'03.38
17	CASALI Kevin	1993 ITA ITALY	30.84	32.67	1'03.51
18	ESCALONA Harving	1989 VEN VENEZUELA	31.34	32.61	1'03.95
19	MOATE Craig	1985 GRB GREAT BRITAIN	31.10	33.28	1'04.38
20	CHAN Ethan	1994 AUS AUSTRALIA	31.74	32.75	1'04.49
21	VERGOTINE Valentino	1987 RSA SOUTH AFRICA	31.14	33.60	1'04.74
22	TAN Eng Kiong	1991 SIN SINGAPORE	30.57	34.64	1'05.21
23	SCAFIDI Marco	1987 ITA ITALY	31.45	35.77	1'07.22
24	FRANCHETT Gianluigi	1994 ITA ITALY	32.26	35.03	1'07.29
25	PAREDES M Luis Fran	1993 ESP SPAIN	33.10	34.35	1'07.45
26	ANTONIO Charles F	1989 BRA BRAZIL	32.63	34.93	1'07.56
27	LIN Hsien-Chu	1994 TPE TAIWAN	33.10	34.92	1'08.02
	TEJEIRO Frederic	1977 FRA FRANCE	31.26	36.76	1'08.02
29	SILVA Andre' Do	1991 BRA BRAZIL	32.51	36.89	1'09.40
30	RYBA Klaus	1978 AUT AUSTRIA	33.38	39.80	1'13.18
31	CHEN Yu Chia	1998 MAC MACAU	36.17	38.06	1'14.23

NOT CLASSIFIED

	DEMIRCI Muammer C <i>False start</i>	1990 TUR TURKEY			DISQ
--	--	-----------------	--	--	-------------

Issued: 02/10/2011 at 10:17

Results

RANK LN SURNAME & NAME BORN NAT TEAM 50 m FINAL

100 m Freestyle - Men Final Final

1	7	KILDUFF Mitchell	1996	AUS	AUSTRALIA	26.92	28.80	55.72
2	5	SVERRISSO Jon M.	1992	ISL	ICELAND	27.57	29.43	57.00
3	4	LEE Inkook	1995	KOR	KOREA	26.71	30.73	57.44
4	3	VERA Alberto	1990	VEN	VENEZUELA	28.19	29.59	57.78
5	6	GROENEWAL Craig	1979	RSA	SOUTH AFRICA	28.30	29.91	58.21
6	2	MIYAZAKI Satoru	1992	JPN	JAPAN	28.25	30.45	58.70
7	1	DUTTER Maxime	1984	FRA	FRANCE	28.53	31.76	1'00.29
8	8	BERJEL Ruben	1991	VEN	VENEZUELA	29.53	32.28	1'01.81

Issued: 02/10/2011 at 16:33

Results

RANK LN SURNAME & NAME BORN NAT TEAM 50 m FINAL

100 m Freestyle - Women Preliminary Heat 1

1	4	LINDBERG Pernilla	1994	SWE	SWEDEN	32.96	35.05	1'08.01
2	5	KASKO Kirstie	1992	CAN	CANADA	34.22	37.21	1'11.43
3	6	CICHOCKI Leslie	1988	USA	UNITED STATES	35.76	38.80	1'14.56
4	2	CHENERY Lucy	1995	GRB	GREAT BRITAIN	37.58	40.43	1'18.01
5	3	DE MOT Mieke	1985	BEL	BELGIUM	38.05	40.79	1'18.84
6	7	STUFANO Rosanna	1990	ITA	ITALY	39.33	43.71	1'23.04
7	1	CHEW Zi Ling	1992	SIN	SINGAPORE	45.17	48.32	1'33.49

Issued: 02/10/2011 at 10:17

Heat 2

1	4	LEO Kara	1992	AUS	AUSTRALIA	31.89	33.97	1'05.86
2	5	BIRD Stephanie	1988	GRB	GREAT BRITAIN	33.34	37.84	1'11.18
3	3	MIKOVA Adela	1991	CZE	CZECH REPUBLIC	36.09	37.71	1'13.80
4	7	KRIEL Christelle	1994	RSA	SOUTH AFRICA	35.74	39.10	1'14.84
5	6	MORRIER Justine	1997	CAN	CANADA	37.23	40.09	1'17.32
6	2	STERREBERG Leanne	1981	RSA	SOUTH AFRICA	39.33	45.97	1'25.30
7	1	LEE Jihong	1994	KOR	KOREA	40.83	49.65	1'30.48
8	8	GILBERT Sarah	1990	USA	UNITED STATES	46.10	50.64	1'36.74

Issued: 02/10/2011 at 10:19

Heat 3

1	4	CORRY Taylor	1995	AUS	AUSTRALIA	31.33	34.55	1'05.88
2	5	SMITH Yvonne	1990	RSA	SOUTH AFRICA	32.65	35.03	1'07.68
3	6	STEFANSDOTTIR Kolbrun A.	1997	ISL	ICELAND	34.30	37.38	1'11.68
4	3	RESENDIZ Beatriz	1988	MEX	MEXICO	35.10	37.32	1'12.42
5	7	KOHON Dzsener	1995	HUN	HUNGARY	36.40	40.14	1'16.54
6	2	TAPOLCZAI Viktória	1987	HUN	HUNGARY	36.39	40.39	1'16.78
7	1	BELTRAN DE HEREDIA Ania	1988	ESP	SPAIN	37.31	42.37	1'19.68
8	8	GAECHTER Nadine	1984	AUT	AUSTRIA	43.24	51.49	1'34.73

Issued: 02/10/2011 at 10:22

Results

RANK	SURNAME & NAME	BORN	NAT	TEAM	50 m	FINAL
------	----------------	------	-----	------	------	-------

100 m Freestyle - Women Preliminary Summary

1	LEO Kara	1992	AUS	AUSTRALIA	31.89	33.97	1'05.86
2	CORRY Taylor	1995	AUS	AUSTRALIA	31.33	34.55	1'05.88
3	SMITH Yvonne	1990	RSA	SOUTH AFRICA	32.65	35.03	1'07.68
4	LINDBERG Pernilla	1994	SWE	SWEDEN	32.96	35.05	1'08.01
5	BIRD Stephanie	1988	GRB	GREAT BRITAIN	33.34	37.84	1'11.18
6	KASKO Kirstie	1992	CAN	CANADA	34.22	37.21	1'11.43
7	STEFANSDOTTIR Kolbrun A.	1997	ISL	ICELAND	34.30	37.38	1'11.68
8	RESENDIZ Beatriz	1988	MEX	MEXICO	35.10	37.32	1'12.42
9	MIKOVA Adela	1991	CZE	CZECH REPUBLIC	36.09	37.71	1'13.80
10	CICHOCKI Leslie	1988	USA	UNITED STATES	35.76	38.80	1'14.56
11	KRIEL Christelle	1994	RSA	SOUTH AFRICA	35.74	39.10	1'14.84
12	KOHON Dzsenufer	1995	HUN	HUNGARY	36.40	40.14	1'16.54
13	TAPOLCZAI Viktória	1987	HUN	HUNGARY	36.39	40.39	1'16.78
14	MORRIER Justine	1997	CAN	CANADA	37.23	40.09	1'17.32
15	CHENERY Lucy	1995	GRB	GREAT BRITAIN	37.58	40.43	1'18.01
16	DE MOT Mieke	1985	BEL	BELGIUM	38.05	40.79	1'18.84
17	BELTRAN DE HEREDIA Ania	1988	ESP	SPAIN	37.31	42.37	1'19.68
18	STUFANO Rosanna	1990	ITA	ITALY	39.33	43.71	1'23.04
19	STERRENBURG Leanne	1981	RSA	SOUTH AFRICA	39.33	45.97	1'25.30
20	LEE Jihong	1994	KOR	KOREA	40.83	49.65	1'30.48
21	CHEW Zi Ling	1992	SIN	SINGAPORE	45.17	48.32	1'33.49
22	GAECHTER Nadine	1984	AUT	AUSTRIA	43.24	51.49	1'34.73
23	GILBERT Sarah	1990	USA	UNITED STATES	46.10	50.64	1'36.74

Issued: 02/10/2011 at 10:24

Results

RANK LN SURNAME & NAME BORN NAT TEAM 50 m FINAL

100 m Freestyle - Women Final Final

1	5	CORRY Taylor	1995	AUS	AUSTRALIA	31.05	32.99	1'04.04
2	4	LEO Kara	1992	AUS	AUSTRALIA	32.00	33.28	1'05.28
3	6	LINDBERG Pernilla	1994	SWE	SWEDEN	32.14	33.80	1'05.94
4	3	SMITH Yvonne	1990	RSA	SOUTH AFRICA	32.40	35.56	1'07.96
5	1	STEFANSDOTTIR Kolbrun A.	1997	ISL	ICELAND	33.90	36.79	1'10.69
6	2	BIRD Stephanie	1988	GRB	GREAT BRITAIN	33.78	37.38	1'11.16
7	8	RESENDIZ Beatriz	1988	MEX	MEXICO	35.11	36.72	1'11.83
8	7	KASKO Kirstie	1992	CAN	CANADA	34.13	37.77	1'11.90

Issued: 02/10/2011 at 16:43

Results

RANK LN SURNAME & NAME BORN NAT TEAM FINAL

50 m Breaststroke - Men Preliminary Heat 1

1	4	WRIGHT Challis	1991	RSA	SOUTH AFRICA	34.50
2	5	HEATH Michael	1989	CAN	CANADA	35.95
3	6	DEFORGE Jacky	1985	FRA	FRANCE	36.18
4	3	WONG Ka Chung	1987	HKG	HONG KONG	36.58
5	7	MAJOKA Sipho	1989	RSA	SOUTH AFRICA	38.44
6	2	GROENEWAL Martyn	1990	RSA	SOUTH AFRICA	38.75
7	1	RYBA Klaus	1978	AUT	AUSTRIA	41.97

Issued: 02/10/2011 at 10:28

Heat 2

1	4	JUNG Yangmook	1988	KOR	KOREA	33.45
2	6	MURAMATSU Ryo	1990	JPN	JAPAN	36.94
3	7	HLAVAE Vladimir	1993	CZE	CZECH REPUBLIC	38.83
4	1	ZANGARELL Matheus	1994	BRA	BRAZIL	41.32
	2	PEREDES M Luis Fran	1993	ESP	SPAIN	41.32
6	5	FERRAZ Gutemberg	1984	BRA	BRAZIL	50.36
7	3	ESCALONA Harving	1989	VEN	VENEZUELA	55.16

Issued: 02/10/2011 at 10:30

Heat 3

1	7	VERA Alberto	1990	VEN	VENEZUELA	32.94
2	4	TANAKA Yasuhiro	1989	JPN	JAPAN	33.78
3	6	SZECHENYI Andras	1989	HUN	HUNGARY	34.43
4	5	DONACHIE Patrick	1983	AUS	AUSTRALIA	35.22
5	3	SAITO Tsuyoshi	1983	JPN	JAPAN	36.71
6	2	BATARA Magnus	1991	CAN	CANADA	38.08
7	1	BABEY Igor	1981	UKR	UKRAINE	40.29
8	8	DEMIRCI Muammer C	1990	TUR	TURKEY	52.53

Issued: 02/10/2011 at 10:32

Results

RANK SURNAME & NAME BORN NAT TEAM FINAL

50 m Breaststroke - Men Preliminary Summary

1	VERA Alberto	1990	VEN	VENEZUELA	32.94
2	JUNG Yangmook	1988	KOR	KOREA	33.45
3	TANAKA Yasuhiro	1989	JPN	JAPAN	33.78
4	SZECHENYI Andras	1989	HUN	HUNGARY	34.43
5	WRIGHT Challis	1991	RSA	SOUTH AFRICA	34.50
6	DONACHIE Patrick	1983	AUS	AUSTRALIA	35.22
7	HEATH Michael	1989	CAN	CANADA	35.95
8	DEFORGE Jacky	1985	FRA	FRANCE	36.18
9	WONG Ka Chung	1987	HKG	HONG KONG	36.58
10	SAITO Tsuyoshi	1983	JPN	JAPAN	36.71
11	MURAMATSU Ryo	1990	JPN	JAPAN	36.94
12	BATARA Magnus	1991	CAN	CANADA	38.08
13	MAJOKA Sipho	1989	RSA	SOUTH AFRICA	38.44
14	GROENEWAL Martyn	1990	RSA	SOUTH AFRICA	38.75
15	HLAVAE Vladimir	1993	CZE	CZECH REPUBLIC	38.83
16	BABEY Igor	1981	UKR	UKRAINE	40.29
17	PAREDES M Luis Fran	1993	ESP	SPAIN	41.32
	ZANGARELL Matheus	1994	BRA	BRAZIL	41.32
19	RYBA Klaus	1978	AUT	AUSTRIA	41.97
20	FERRAZ Gutemberg	1984	BRA	BRAZIL	50.36
21	DEMIRCI Muammer C	1990	TUR	TURKEY	52.53
22	ESCALONA Harving	1989	VEN	VENEZUELA	55.16

Issued: 02/10/2011 at 10:40

Results

RANK LN SURNAME & NAME

BORN NAT TEAM

FINAL

50 m Breaststroke - Men

Final Final

1	3	TANAKA Yasuhiro	1989	JPN	JAPAN	32.73
2	4	VERA Alberto	1990	VEN	VENEZUELA	32.93
3	5	JUNG Yangmook	1988	KOR	KOREA	33.16
4	2	WRIGHT Challis	1991	RSA	SOUTH AFRICA	34.43
5	1	HEATH Michael	1989	CAN	CANADA	34.89
6	6	SZECHENYI Andras	1989	HUN	HUNGARY	34.97
7	8	DEFORGE Jacky	1985	FRA	FRANCE	35.98
8	7	DONACHIE Patrick	1983	AUS	AUSTRALIA	36.03

Issued: 02/10/2011 at 16:47

Results

RANK LN SURNAME & NAME BORN NAT TEAM FINAL

50 m Breaststroke - Women Preliminary Heat 1

1	4	LEUNG Shu Hang	1987	HKG	HONG KONG	38.93
2	3	FOWLER Amanda	1996	AUS	AUSTRALIA	39.73
3	5	KOTVYTSKA Olena	1990	UKR	UKRAINE	41.50
4	6	BIRD Stephanie	1988	GRB	GREAT BRITAIN	43.83
5	2	MIKOVA Adela	1991	CZE	CZECH REPUBLIC	43.86
6	7	BELTRAN DE HEREDIA Ania	1988	ESP	SPAIN	48.32
7	1	MICHIE Meagan	1989	CAN	CANADA	50.24

Issued: 02/10/2011 at 10:36

Heat 2

1	4	ALONSO MORALES Michelle	1994	ESP	SPAIN	37.68
2	6	SCHMIDT Emily	1993	AUS	AUSTRALIA	41.03
3	3	BERCZI Zsofia	1981	HUN	HUNGARY	41.73
4	2	MANDIN Alicia	1989	FRA	FRANCE	44.77
5	5	HERRERA Stephanie	1993	MEX	MEXICO	45.35
6	7	MINGUET AthanaSe	1993	FRA	FRANCE	47.83
7	1	FOWLER Cornelia	1980	RSA	SOUTH AFRICA	48.68

Issued: 02/10/2011 at 10:37

Results

RANK SURNAME & NAME BORN NAT TEAM FINAL

50 m Breaststroke - Women Preliminary Summary

1	ALONSO MORALES Michelle	1994	ESP	SPAIN	37.68
2	LEUNG Shu Hang	1987	HKG	HONG KONG	38.93
3	FOWLER Amanda	1996	AUS	AUSTRALIA	39.73
4	SCHMIDT Emily	1993	AUS	AUSTRALIA	41.03
5	KOTVYTSKA Olena	1990	UKR	UKRAINE	41.50
6	BERCZI Zsafia	1981	HUN	HUNGARY	41.73
7	BIRD Stephanie	1988	GRB	GREAT BRITAIN	43.83
8	MIKOVA Adela	1991	CZE	CZECH REPUBLIC	43.86
9	MANDIN Alicia	1989	FRA	FRANCE	44.77
10	HERRERA Stephanie	1993	MEX	MEXICO	45.35
11	MINGUET AthanaØSe	1993	FRA	FRANCE	47.83
12	BELTRAN DE HEREDIA Ania	1988	ESP	SPAIN	48.32
13	FOWLER Cornelia	1980	RSA	SOUTH AFRICA	48.68
14	MICHIE Meagan	1989	CAN	CANADA	50.24

Issued: 02/10/2011 at 10:41

Results

RANK LN SURNAME & NAME BORN NAT TEAM FINAL

50 m Breaststroke - Women Final Final

1	4	ALONSO MORALES Michelle	1994	ESP	SPAIN	36.05
2	5	LEUNG Shu Hang	1987	HKG	HONG KONG	38.03
3	3	FOWLER Amanda	1996	AUS	AUSTRALIA	39.67
4	7	BERCZI Zsofia	1981	HUN	HUNGARY	41.23
5	2	KOTVYTSKA Olena	1990	UKR	UKRAINE	41.75
6	6	SCHMIDT Emily	1993	AUS	AUSTRALIA	42.76
7	8	MIKOVA Adela	1991	CZE	CZECH REPUBLIC	43.32
8	1	BIRD Stephanie	1988	GRB	GREAT BRITAIN	45.23

Issued: 02/10/2011 at 17:07

Results

RANK LN SURNAME & NAME BORN NAT TEAM 50 m FINAL

100 m Butterfly - Men Preliminary Heat 1

1	4	GROENEWAL Craig	1979	RSA	SOUTH AFRICA	29.98	36.10	1'06.08
2	5	ENDO Ryuta	1987	JPN	JAPAN	33.59	37.66	1'11.25
3	6	PENA Daniel	1987	VEN	VENEZUELA	32.83	38.61	1'11.44
4	2	VERGOTINE Valentino	1987	RSA	SOUTH AFRICA	34.35	38.66	1'13.01
5	3	MOATE Craig	1985	GRB	GREAT BRITAIN	33.67	39.49	1'13.16
6	7	DE FREITA Raymond	1989	RSA	SOUTH AFRICA	35.39	40.76	1'16.15

NOT CLASSIFIED

1		ANTONIO Charles F <i>False start</i>	1989	BRA	BRAZIL			DISQ
---	--	--	------	-----	--------	--	--	-------------

Issued: 02/10/2011 at 10:43

Heat 2

1	4	KILDUFF Mitchell	1996	AUS	AUSTRALIA	29.79	33.53	1'03.32
2	5	HAYASHIDA Taiga	1989	JPN	JAPAN	31.60	35.33	1'06.93
3	3	QING Michael	1992	CAN	CANADA	31.68	35.93	1'07.61
4	6	DUTTER Maxime	1984	FRA	FRANCE	31.35	37.06	1'08.41
5	2	ROUSELLE Maxime	1993	CAN	CANADA	32.89	38.63	1'11.52
6	7	PAREDES M Luis Fran	1993	ESP	SPAIN	35.84	41.15	1'16.99
7	1	BATARA Magnus	1991	CAN	CANADA	38.35	47.22	1'25.57
8	8	CHEN Yu Chia	1998	MAC	MACAU	46.08	56.36	1'42.44

Issued: 02/10/2011 at 10:46

Results

RANK SURNAME & NAME BORN NAT TEAM 50 m FINAL

100 m Butterfly - Men Preliminary Summary

1	KILDUFF Mitchell	1996	AUS	AUSTRALIA	29.79	33.53	1'03.32
2	GROENEWAL Craig	1979	RSA	SOUTH AFRICA	29.98	36.10	1'06.08
3	HAYASHIDA Taiga	1989	JPN	JAPAN	31.60	35.33	1'06.93
4	QING Michael	1992	CAN	CANADA	31.68	35.93	1'07.61
5	DUTTER Maxime	1984	FRA	FRANCE	31.35	37.06	1'08.41
6	ENDO Ryuta	1987	JPN	JAPAN	33.59	37.66	1'11.25
7	PENA Daniel	1987	VEN	VENEZUELA	32.83	38.61	1'11.44
8	ROUSELLE Maxime	1993	CAN	CANADA	32.89	38.63	1'11.52
9	VERGOTINE Valentino	1987	RSA	SOUTH AFRICA	34.35	38.66	1'13.01
10	MOATE Craig	1985	GRB	GREAT BRITAIN	33.67	39.49	1'13.16
11	DE FREITA Raymond	1989	RSA	SOUTH AFRICA	35.39	40.76	1'16.15
12	PAREDES M Luis Fran	1993	ESP	SPAIN	35.84	41.15	1'16.99
13	BATARA Magnus	1991	CAN	CANADA	38.35	47.22	1'25.57
14	CHEN Yu Chia	1998	MAC	MACAU	46.08	56.36	1'42.44

NOT CLASSIFIED

ANTONIO Charles F
False start

1989 BRA BRAZIL

DISQ

Issued: 02/10/2011 at 10:49

Results

RANK LN SURNAME & NAME BORN NAT TEAM 50 m FINAL

100 m Butterfly - Men Final Final

1	4	KILDUFF Mitchell	1996	AUS	AUSTRALIA	28.96	31.83	1'00.79
2	5	GROENEWAL Craig	1979	RSA	SOUTH AFRICA	29.83	34.23	1'04.06
3	3	HAYASHIDA Taiga	1989	JPN	JAPAN	30.55	34.86	1'05.41
4	2	DUTTER Maxime	1984	FRA	FRANCE	29.88	36.93	1'06.81
5	6	QING Michael	1992	CAN	CANADA	32.56	35.08	1'07.64
6	7	ENDO Ryuta	1987	JPN	JAPAN	33.19	36.42	1'09.61
7	8	ROUSELLE Maxime	1993	CAN	CANADA	32.82	38.30	1'11.12
8	1	PENA Daniel	1987	VEN	VENEZUELA	32.38	40.46	1'12.84

Issued: 02/10/2011 at 17:12

Results

RANK LN SURNAME & NAME BORN NAT TEAM 50 m FINAL

100 m Butterfly - Women Preliminary Heat 1

1	4	FOWLER Amanda	1996	AUS	AUSTRALIA	35.65	43.42	1'19.07
2	5	LINDBERG Pernilla	1994	SWE	SWEDEN	37.78	44.57	1'22.35
3	6	MEGGYESI Orsolya	1995	HUN	HUNGARY	41.60	49.32	1'30.92
4	3	STERREBERG Leanne	1981	RSA	SOUTH AFRICA	41.99	58.93	1'40.92
5	2	ANTUNES Kelly Da Silva	1981	BRA	BRAZIL	48.23	1'01.84	1'50.07

NOT CLASSIFIED

7		DENIZ Ege <i>Irregular swimming</i>	1995	TUR	TURKEY	56.27	1'08.47	DISQ
---	--	---	------	-----	--------	-------	---------	-------------

Issued: 02/10/2011 at 11:00

Heat 2

1	3	LEO Kara	1992	AUS	AUSTRALIA	35.69	41.48	1'17.17
2	4	TU Jo-Lin	1991	TPE	TAIWAN	37.84	42.49	1'20.33
3	5	TANG Chui Fan	1990	HKG	HONG KONG	38.86	45.02	1'23.88
4	6	SMIT Dorothy	1985	RSA	SOUTH AFRICA	41.64	51.94	1'33.58
5	2	CICHOCKI Leslie	1988	USA	UNITED STATES	46.05	55.26	1'41.31
6	1	GARCIA Gabriela Andrade	1985	BRA	BRAZIL	50.09	1'08.89	1'58.98
7	7	GILBERT Sarah	1990	USA	UNITED STATES	1'00.43	1'04.60	2'05.03

Issued: 02/10/2011 at 10:56

Results

RANK	SURNAME & NAME	BORN	NAT	TEAM	50 m	FINAL
------	----------------	------	-----	------	------	-------

100 m Butterfly - Women Preliminary Summary

1	LEO Kara	1992	AUS	AUSTRALIA	35.69	41.48	1'17.17
2	FOWLER Amanda	1996	AUS	AUSTRALIA	35.65	43.42	1'19.07
3	TU Jo-Lin	1991	TPE	TAIWAN	37.84	42.49	1'20.33
4	LINDBERG Pernilla	1994	SWE	SWEDEN	37.78	44.57	1'22.35
5	TANG Chui Fan	1990	HKG	HONG KONG	38.86	45.02	1'23.88
6	MEGGYESI Orsolya	1995	HUN	HUNGARY	41.60	49.32	1'30.92
7	SMIT Dorothy	1985	RSA	SOUTH AFRICA	41.64	51.94	1'33.58
8	STERRENBURG Leanne	1981	RSA	SOUTH AFRICA	41.99	58.93	1'40.92
9	CICHOCKI Leslie	1988	USA	UNITED STATES	46.05	55.26	1'41.31
10	ANTUNES Kelly Da Silva	1981	BRA	BRAZIL	48.23	1'01.84	1'50.07
11	GARCIA Gabriela Andrade	1985	BRA	BRAZIL	50.09	1'08.89	1'58.98
12	GILBERT Sarah	1990	USA	UNITED STATES	1'00.43	1'04.60	2'05.03

NOT CLASSIFIED

	DENIZ Ege <i>Irregular swimming</i>	1995	TUR	TURKEY	56.27	1'08.47	DISQ
--	---	------	-----	--------	-------	---------	-------------

Issued: 02/10/2011 at 11:01

Results

RANK LN SURNAME & NAME BORN NAT TEAM 50 m FINAL

100 m Butterfly - Women Final Final

1	2	TANG Chui Fan	1990	HKG	HONG KONG	35.85	40.63	1'16.48
2	5	FOWLER Amanda	1996	AUS	AUSTRALIA	35.85	40.70	1'16.55
3	4	LEO Kara	1992	AUS	AUSTRALIA	36.56	40.59	1'17.15
4	3	TU Jo-Lin	1991	TPE	TAIWAN	36.23	41.60	1'17.83
5	6	LINDBERG Pernilla	1994	SWE	SWEDEN	37.41	43.88	1'21.29
6	1	SMIT Dorothy	1985	RSA	SOUTH AFRICA	39.50	51.47	1'30.97
7	7	MEGGYESI Orsolya	1995	HUN	HUNGARY	43.91	55.24	1'39.15
8	8	STERRENBURG Leanne	1981	RSA	SOUTH AFRICA	44.12	58.85	1'42.97

Issued: 02/10/2011 at 17:26

Results

POS	LN	RELAY	NAT	TEAM	50 m	100 m	Totale	200 m	Totale	FINAL
		SURNAME & NAME	BORN	NAT						
4x200 m Freestyle - Men										
Final										
Heat										
1	5	JAPAN		JAP	JAPAN					8'44.86
		TSUGAWA Takuya	1992	JPN		29.54	1'01.72	1'01.72	2'08.07	2'08.07
		HAYASHIDA Taiga	1989	JPN			1'03.62	3'11.69	2'12.98	4'21.05
		MATSUDA Kenichiro	1987	JPN			1'07.36	5'28.41	2'19.38	6'40.43
		MIYAZAKI Satoru	1992	JPN			1'00.03	7'40.46	2'04.43	8'44.86
2	3	CANADA		CAN	CANADA					8'55.40
		RAHIER Adam	1988	CAN		30.75	1'04.08	1'04.08	2'12.10	2'12.10
		HEATH Michael	1989	CAN			1'05.91	3'18.01	2'16.90	4'29.00
		ROUSELLE Maxime	1993	CAN			1'02.63	5'31.63	2'13.39	6'42.39
		QING Michael	1992	CAN			1'02.81	7'45.20	2'13.01	8'55.40
3	6	AUSTRALIA		AUS	AUSTRALIA					8'57.41
		CHAN Ethan	1994	AUS		32.39	1'08.67	1'08.67	2'19.49	2'19.49
		LEE David	1987	AUS			1'04.04	3'23.53	2'14.50	4'33.99
		DONACHIE Patrick	1983	AUS			1'02.01	5'36.00	2'12.14	6'46.13
		KILDUFF Mitchell	1996	AUS			1'03.36	7'49.49	2'11.28	8'57.41
4	2	R.SOUTH AFRICA		RSA	SOUTH AFRICA					9'03.59
		WRIGHT Challis	1991	RSA		30.77	1'03.49	1'03.49	2'12.79	2'12.79
		DE FREITA Raymond	1989	RSA			1'06.05	3'18.84	2'18.14	4'30.93
		VERGOTINE Valentino	1987	RSA			1'06.63	5'37.56	2'24.06	6'54.99
		GROENEWAL Craig	1979	RSA			59.66	7'54.65	2'08.60	9'03.59
5	7	FRANCE		FRA	FRANCE					9'34.87
		DUTTER Maxime	1984	FRA		31.10	1'06.16	1'06.16	2'15.29	2'15.29
		BLONDEL Sebastien	1980	FRA			1'08.78	3'24.07	2'28.01	4'43.30
		COSTA Brice	1992	FRA			1'10.09	5'53.39	2'29.59	7'12.89
		DEFORGE Jacky	1985	FRA			1'06.72	8'19.61	2'21.98	9'34.87
6	4	VENEZUELA		VEN	VENEZUELA					9'44.23
		BERJEL Ruben	1991	VEN		31.74	1'07.08	1'07.08	2'20.88	2'20.88
		PENA Daniel	1987	VEN			1'06.90	3'27.78	2'26.12	4'47.00
		ESCALONA Harving	1989	VEN			1'10.21	5'57.21	2'27.56	7'14.56
		VERA Alberto	1990	VEN			1'07.09	8'21.65	2'29.67	9'44.23
7	1	ITALY		ITA	ITALY					9'47.76
		CASALI Kevin	1993	ITA		31.01	1'05.01	1'05.01	2'13.07	2'13.07
		FRANCHETT Gianluigi	1994	ITA			1'08.82	3'21.89	2'27.04	4'40.11
		BERARDI Luca	1983	ITA			1'14.06	5'54.17	2'33.35	7'13.46
		SCAFIDI Marco	1987	ITA			1'11.49	8'24.95	2'34.30	9'47.76
8	8	BRAZIL		BRA	BRAZIL					10'51.59
		ROCHA Ivan Jorg	1978	BRA		37.03	1'16.05	1'16.05	2'41.00	2'41.00
		ZANGARELL Matheus	1994	BRA			1'20.95	4'01.95	2'51.23	5'32.23
		SILVA Andre' Do	1991	BRA			1'15.65	6'47.88	2'41.58	8'13.81
		DOS SANTO Edvaldo J	1975	BRA			1'12.97	9'26.78	2'37.78	10'51.59

Issued: 02/10/2011 at 17:41

Results

POS	LN	RELAY	NAT	TEAM	50 m	100 m	Totale	200 m	Totale	FINAL
		SURNAME & NAME	BORN NAT							
4x200 m Freestyle - Women										
Final										
Heat										
1	4	AUSTRALIA	AUS	AUSTRALIA						9'46.83
		HOLLAND Nerice	1988 AUS		33.62	1'10.96	1'10.96	2'26.94	2'26.94	
		CORRY Taylor	1995 AUS			1'07.77	3'34.71	2'21.66	4'48.60	
		FOWLER Amanda	1996 AUS			1'16.24	6'04.84	2'36.30	7'24.90	
		LEO Kara	1992 AUS			1'10.43	8'35.33	2'21.93	9'46.83	
2	3	R.SOUTH AFRICA	RSA	SOUTH AFRICA						10'56.47
		KRIEL Christelle	1994 RSA		34.91	1'15.38	1'15.38	2'41.84	2'41.84	
		FOWLER Cornelia	1980 RSA			1'20.60	4'02.44	2'48.25	5'30.09	
		SMIT Dorothy	1985 RSA			1'25.29	6'55.38	2'57.85	8'27.94	
		SMITH Yvonne	1990 RSA			1'11.10	9'39.04	2'28.53	10'56.47	
3	5	HUNGARY	HUN	HUNGARY						11'39.99
		KOHON Dzszenifer	1995 HUN		35.94	1'17.09	1'17.09	2'47.02	2'47.02	
		BERCZI Zsofia	1981 HUN			1'21.18	4'08.20	2'51.79	5'38.81	
		MEGGYESI Orsolya	1995 HUN			1'34.09	7'12.90	3'16.77	8'55.58	
		TAPOLCZAI Viktória	1987 HUN			1'17.60	10'13.18	2'44.41	11'39.99	
4	6	ITALY	ITA	ITALY						12'44.15
		CORRADIN Silvia	1983 ITA		38.35	1'22.20	1'22.20	2'57.56	2'57.56	
		D'ODORICO Elena	1985 ITA			1'41.94	4'39.50	3'33.44	6'31.00	
		STUFANO Rosanna	1990 ITA			1'31.17	8'02.17	3'01.41	9'32.41	
		OBERHAUSER Kathrin	1992 ITA			1'30.20	11'02.61	3'11.74	12'44.15	

Issued: 02/10/2011 at 18:09

Results

RANK LN SURNAME & NAME BORN NAT TEAM FINAL

50 m Backstroke - Men Preliminary Heat 1

1	3	BERJEL Ruben	1991	VEN	VENEZUELA	35.24
2	4	TEJEIRO Frederic	1977	FRA	FRANCE	36.10
3	6	SCAFIDI Marco	1987	ITA	ITALY	36.54
4	5	RYBA Klaus	1978	AUT	AUSTRIA	40.58

Issued: 03/10/2011 at 8:59

Heat 2

1	4	LEE Inkook	1995	KOR	KOREA	30.59
2	5	TSUGAWA Takuya	1992	JPN	JAPAN	30.88
3	6	GROENEWAL Craig	1979	RSA	SOUTH AFRICA	33.90
4	3	CHAN Ching	1991	HKG	HONG KONG	34.41
5	8	IZARRA Osvald	1990	VEN	VENEZUELA	35.09
6	1	HLAVAE Vladimir	1993	CZE	CZECH REPUBLIC	35.47
7	7	ALIJEV Jevgeni	1983	EST	ESTONIA	35.47
8	2	DURAN Raul	1989	MEX	MEXICO	36.61

Issued: 03/10/2011 at 9:01

Heat 3

1	3	RAHIER Adam	1988	CAN	CANADA	31.57
2	4	CHO Wonsang	1992	KOR	KOREA	31.58
3	6	HEATH Michael	1989	CAN	CANADA	34.60
4	2	GROENEWAL Martyn	1990	RSA	SOUTH AFRICA	34.76
5	1	BABEY Igor	1981	UKR	UKRAINE	35.57
6	5	CHAN Man Tung	1990	HKG	HONG KONG	36.25
7	7	ANTONIO Charles F	1989	BRA	BRAZIL	37.07
8	8	ROCHA Ivan Jorg	1978	BRA	BRAZIL	39.09

Issued: 03/10/2011 at 9:03

Heat 4

1	4	NAGAO Tomoyuki	1995	JPN	JAPAN	29.84
2	3	SZECHENYI Andras	1989	HUN	HUNGARY	31.35
3	5	KIM Joonhwan	1993	KOR	KOREA	32.30
4	2	LEE David	1987	AUS	AUSTRALIA	32.85
5	1	DUTTER Maxime	1984	FRA	FRANCE	35.94
6	8	QING Michael	1992	CAN	CANADA	37.57
7	7	KUSHCH Vadym	1995	UKR	UKRAINE	39.04

NOT CLASSIFIED

6	FERRAZ Gutemberg	1984	BRA	BRAZIL	DNS
---	------------------	------	-----	--------	-----

Issued: 03/10/2011 at 9:05

Results

RANK SURNAME & NAME BORN NAT TEAM FINAL

50 m Backstroke - Men Preliminary Summary

1	NAGAO Tomoyuki	1995	JPN	JAPAN	29.84
2	LEE Inkook	1995	KOR	KOREA	30.59
3	TSUGAWA Takuya	1992	JPN	JAPAN	30.88
4	SZECHENYI Andras	1989	HUN	HUNGARY	31.35
5	RAHIER Adam	1988	CAN	CANADA	31.57
6	CHO Wonsang	1992	KOR	KOREA	31.58
7	KIM Joonhwan	1993	KOR	KOREA	32.30
8	LEE David	1987	AUS	AUSTRALIA	32.85
9	GROENEWAL Craig	1979	RSA	SOUTH AFRICA	33.90
10	CHAN Ching	1991	HKG	HONG KONG	34.41
11	HEATH Michael	1989	CAN	CANADA	34.60
12	GROENEWAL Martyn	1990	RSA	SOUTH AFRICA	34.76
13	IZARRA Osvald	1990	VEN	VENEZUELA	35.09
14	BERJEL Ruben	1991	VEN	VENEZUELA	35.24
15	ALIJEV Jevgeni	1983	EST	ESTONIA	35.47
	HLAVAE Vladimir	1993	CZE	CZECH REPUBLIC	35.47
17	BABEY Igor	1981	UKR	UKRAINE	35.57
18	DUTTER Maxime	1984	FRA	FRANCE	35.94
19	TEJEIRO Frederic	1977	FRA	FRANCE	36.10
20	CHAN Man Tung	1990	HKG	HONG KONG	36.25
21	SCAFIDI Marco	1987	ITA	ITALY	36.54
22	DURAN Raul	1989	MEX	MEXICO	36.61
23	ANTONIO Charles F	1989	BRA	BRAZIL	37.07
24	QING Michael	1992	CAN	CANADA	37.57
25	KUSHCH Vadym	1995	UKR	UKRAINE	39.04
26	ROCHA Ivan Jorg	1978	BRA	BRAZIL	39.09
27	RYBA Klaus	1978	AUT	AUSTRIA	40.58

NOT CLASSIFIED

FERRAZ Gutemberg 1984 BRA BRAZIL **DNS**

Issued: 03/10/2011 at 9:08

Results

RANK LN SURNAME & NAME BORN NAT TEAM FINAL

50 m Backstroke - Men Final Final

1	4	NAGAO Tomoyuki	1995	JPN	JAPAN	30.06
2	5	LEE Inkook	1995	KOR	KOREA	30.39
3	3	TSUGAWA Takuya	1992	JPN	JAPAN	30.76
4	6	SZECHENYI Andras	1989	HUN	HUNGARY	30.93
5	2	RAHIER Adam	1988	CAN	CANADA	31.01
6	7	CHO Wonsang	1992	KOR	KOREA	31.15
7	1	KIM Joonhwan	1993	KOR	KOREA	31.88
8	8	LEE David	1987	AUS	AUSTRALIA	33.74

Issued: 03/10/2011 at 16:00

Results

RANK LN SURNAME & NAME BORN NAT TEAM FINAL

50 m Backstroke - Women Preliminary Heat 1

1	4	HOLLAND Nerice	1988	AUS	AUSTRALIA	37.13
2	3	MORRIER Justine	1997	CAN	CANADA	39.99
3	5	TANG Chui Fan	1990	HKG	HONG KONG	40.08
4	2	STEFANSDOTTIR Kolbrun A.	1997	ISL	ICELAND	40.56
5	7	MIKOVA Adela	1991	CZE	CZECH REPUBLIC	41.93
6	6	TAPOLCZAI Viktória	1987	HUN	HUNGARY	44.39
7	1	D'ODORICO Elena	1985	ITA	ITALY	51.77

NOT CLASSIFIED

8		GAECHTER Nadine <i>Irregular Arrive</i>	1984	AUT	AUSTRIA	DISQ
---	--	---	------	-----	---------	-------------

Issued: 03/10/2011 at 9:12

Heat 2

1	4	LEO Kara	1992	AUS	AUSTRALIA	35.53
2	5	KASKO Kirstie	1992	CAN	CANADA	39.38
3	3	LIM Jaeyeon	1990	KOR	KOREA	43.22
4	6	STERRENBURG Leanne	1981	RSA	SOUTH AFRICA	43.70
5	7	CHENERY Lucy	1995	GRB	GREAT BRITAIN	44.84
6	2	MEGGYESI Orsolya	1995	HUN	HUNGARY	48.31
7	1	TVERSKAJA Diana	1995	EST	ESTONIA	48.62
8	8	OZTURK Gizem	1990	TUR	TURKEY	57.94

Issued: 03/10/2011 at 9:26

Heat 3

1	4	CORRY Taylor	1995	AUS	AUSTRALIA	35.19
2	5	CHOW Yuen Ying	1988	HKG	HONG KONG	38.07
3	2	CICHOCKI Leslie	1988	USA	UNITED STATES	40.12
4	3	DE MOT Mieke	1985	BEL	BELGIUM	40.76
5	6	KOHON Dzszenifer	1995	HUN	HUNGARY	41.17
6	1	KRIEL Christelle	1994	RSA	SOUTH AFRICA	42.76
7	7	HAN Dahee	1992	KOR	KOREA	46.03

NOT CLASSIFIED

8		CERTAIN Renata Maria Fra	1976	BRA	BRAZIL	DNS
---	--	---------------------------------	------	-----	--------	------------

Issued: 03/10/2011 at 9:16

Results

RANK	SURNAME & NAME	BORN	NAT	TEAM	FINAL
------	----------------	------	-----	------	-------

50 m Backstroke - Women Preliminary Summary

1	CORRY Taylor	1995	AUS	AUSTRALIA	35.19
2	LEO Kara	1992	AUS	AUSTRALIA	35.53
3	HOLLAND Nerice	1988	AUS	AUSTRALIA	37.13
4	CHOW Yuen Ying	1988	HKG	HONG KONG	38.07
5	KASKO Kirstie	1992	CAN	CANADA	39.38
6	MORRIER Justine	1997	CAN	CANADA	39.99
7	TANG Chui Fan	1990	HKG	HONG KONG	40.08
8	CICHOCKI Leslie	1988	USA	UNITED STATES	40.12
9	STEFANSDOTTIR Kolbrun A.	1997	ISL	ICELAND	40.56
10	DE MOT Mieke	1985	BEL	BELGIUM	40.76
11	KOHON Dzszenifer	1995	HUN	HUNGARY	41.17
12	MIKOVA Adela	1991	CZE	CZECH REPUBLIC	41.93
13	KRIEL Christelle	1994	RSA	SOUTH AFRICA	42.76
14	LIM Jaeyeon	1990	KOR	KOREA	43.22
15	STERRENBURG Leanne	1981	RSA	SOUTH AFRICA	43.70
16	TAPOLCZAI Viktória	1987	HUN	HUNGARY	44.39
17	CHENERY Lucy	1995	GRB	GREAT BRITAIN	44.84
18	HAN Dahee	1992	KOR	KOREA	46.03
19	MEGGYESI Orsolya	1995	HUN	HUNGARY	48.31
20	TVERSKAJA Diana	1995	EST	ESTONIA	48.62
21	D'ODORICO Elena	1985	ITA	ITALY	51.77
22	OZTURK Gizem	1990	TUR	TURKEY	57.94

NOT CLASSIFIED

	GAECHTER Nadine <i>Irregular Arrive</i>	1984	AUT	AUSTRIA	DISQ
	CERTAIN Renata Maria Fra	1976	BRA	BRAZIL	DNS

Issued: 03/10/2011 at 9:26

Results

RANK LN SURNAME & NAME BORN NAT TEAM FINAL

50 m Backstroke - Women Final Final

1	4	CORRY Taylor	1995	AUS	AUSTRALIA	34.30
2	3	HOLLAND Nerice	1988	AUS	AUSTRALIA	35.49
3	5	LEO Kara	1992	AUS	AUSTRALIA	36.19
4	6	CHOW Yuen Ying	1988	HKG	HONG KONG	36.90
5	2	KASKO Kirstie	1992	CAN	CANADA	38.86
6	8	CICHOCKI Leslie	1988	USA	UNITED STATES	39.44
7	1	TANG Chui Fan	1990	HKG	HONG KONG	39.59
8	7	MORRIER Justine	1997	CAN	CANADA	39.82

Issued: 03/10/2011 at 16:05

Results

RANK LN SURNAME & NAME BORN NAT TEAM 50 m FINAL

100 m Breaststroke - Men Preliminary Heat 1

1	4	CHAN Ethan	1994	AUS	AUSTRALIA	41.93	44.45	1'26.38
2	7	ALIJEV Jevgeni	1983	EST	ESTONIA	40.57	46.85	1'27.42
3	1	SCARDONI Marco	1992	ITA	ITALY	40.97	47.41	1'28.38
4	3	BABEY Igor	1981	UKR	UKRAINE	41.29	49.91	1'31.20
5	6	ZANGARELL Matheus	1994	BRA	BRAZIL	43.69	52.23	1'35.92
6	5	PENA Daniel	1987	VEN	VENEZUELA	45.53	50.46	1'35.99
7	2	CHEN Yu Chia	1998	MAC	MACAU	48.71	53.42	1'42.13

Issued: 03/10/2011 at 9:19

Heat 2

1	4	WRIGHT Challis	1991	RSA	SOUTH AFRICA	36.00	40.16	1'16.16
2	5	AU Kai Lun	1993	HKG	HONG KONG	36.48	40.76	1'17.24
3	3	GROENEWAL Craig	1979	RSA	SOUTH AFRICA	36.22	41.29	1'17.51
4	6	LEE Tsun Sang	1992	HKG	HONG KONG	37.79	42.75	1'20.54
5	7	DOBRYKOV Andrey	1989	RUS	RUSSIAN FEDERATION	37.48	44.11	1'21.59
6	1	GROENEWAL Martyn	1990	RSA	SOUTH AFRICA	40.35	45.51	1'25.86
7	8	TAY Wei Siang	1994	SIN	SINGAPORE	40.19	46.71	1'26.90
8	2	BATARA Magnus	1991	CAN	CANADA	41.14	46.45	1'27.59

Issued: 03/10/2011 at 9:23

Heat 3

1	4	TANAKA Yasuhiro	1989	JPN	JAPAN	34.66	38.73	1'13.39
2	5	WONG Ka Chung	1987	HKG	HONG KONG	36.29	40.79	1'17.08
3	6	SAITO Tsuyoshi	1983	JPN	JAPAN	36.94	41.70	1'18.64
4	2	DEFORGE Jacky	1985	FRA	FRANCE	37.17	42.71	1'19.88
5	7	POPOV Denis	1989	RUS	RUSSIAN FEDERATION	38.53	43.70	1'22.23
6	8	LIN Hsien-Chu	1994	TPE	TAIWAN	40.32	45.52	1'25.84
7	1	TAN Eng Kiong	1991	SIN	SINGAPORE	38.39	47.93	1'26.32
8	3	KILDUFF Mitchell	1996	AUS	AUSTRALIA	38.61	49.59	1'28.20

Issued: 03/10/2011 at 9:25

Heat 4

1	4	JUNG Yangmook	1988	KOR	KOREA	33.94	37.04	1'10.98
2	5	HAYASHIDA Taiga	1989	JPN	JAPAN	35.06	41.47	1'16.53
3	2	VERA Alberto	1990	VEN	VENEZUELA	35.31	42.23	1'17.54
4	3	DONACHIE Patrick	1983	AUS	AUSTRALIA	36.76	43.10	1'19.86
5	7	SZECHENYI Andras	1989	HUN	HUNGARY	38.43	41.70	1'20.13
6	6	HEATH Michael	1989	CAN	CANADA	37.80	43.16	1'20.96
7	8	HLAVAE Vladimir	1993	CZE	CZECH REPUBLIC	39.75	43.79	1'23.54
8	1	ROUELLE Maxime	1993	CAN	CANADA	39.15	44.80	1'23.95

Issued: 03/10/2011 at 9:27

Results

RANK SURNAME & NAME BORN NAT TEAM 50 m FINAL

100 m Breaststroke - Men Preliminary Summary

RANK	SURNAME & NAME	BORN	NAT	TEAM	50 m	FINAL
1	JUNG Yangmook	1988	KOR	KOREA	33.94	37.04
2	TANAKA Yasuhiro	1989	JPN	JAPAN	34.66	38.73
3	WRIGHT Challis	1991	RSA	SOUTH AFRICA	36.00	40.16
4	HAYASHIDA Taiga	1989	JPN	JAPAN	35.06	41.47
5	WONG Ka Chung	1987	HKG	HONG KONG	36.29	40.79
6	AU Kai Lun	1993	HKG	HONG KONG	36.48	40.76
7	GROENEWAL Craig	1979	RSA	SOUTH AFRICA	36.22	41.29
8	VERA Alberto	1990	VEN	VENEZUELA	35.31	42.23
9	SAITO Tsuyoshi	1983	JPN	JAPAN	36.94	41.70
10	DONACHIE Patrick	1983	AUS	AUSTRALIA	36.76	43.10
11	DEFORGE Jacky	1985	FRA	FRANCE	37.17	42.71
12	SZECHENYI Andras	1989	HUN	HUNGARY	38.43	41.70
13	LEE Tsun Sang	1992	HKG	HONG KONG	37.79	42.75
14	HEATH Michael	1989	CAN	CANADA	37.80	43.16
15	DOBRYKOV Andrey	1989	RUS	RUSSIAN FEDERATION	37.48	44.11
16	POPOV Denis	1989	RUS	RUSSIAN FEDERATION	38.53	43.70
17	HLAVAE Vladimir	1993	CZE	CZECH REPUBLIC	39.75	43.79
18	ROUSELLE Maxime	1993	CAN	CANADA	39.15	44.80
19	LIN Hsien-Chu	1994	TPE	TAIWAN	40.32	45.52
20	GROENEWAL Martyn	1990	RSA	SOUTH AFRICA	40.35	45.51
21	TAN Eng Kiong	1991	SIN	SINGAPORE	38.39	47.93
22	CHAN Ethan	1994	AUS	AUSTRALIA	41.93	44.45
23	TAY Wei Siang	1994	SIN	SINGAPORE	40.19	46.71
24	ALIJEV Jevgeni	1983	EST	ESTONIA	40.57	46.85
25	BATARA Magnus	1991	CAN	CANADA	41.14	46.45
26	KILDUFF Mitchell	1996	AUS	AUSTRALIA	38.61	49.59
27	SCARDONI Marco	1992	ITA	ITALY	40.97	47.41
28	BABEY Igor	1981	UKR	UKRAINE	41.29	49.91
29	ZANGARELL Matheus	1994	BRA	BRAZIL	43.69	52.23
30	PENA Daniel	1987	VEN	VENEZUELA	45.53	50.46
31	CHEN Yu Chia	1998	MAC	MACAU	48.71	53.42

Issued: 03/10/2011 at 9:30

Results

RANK LN SURNAME & NAME BORN NAT TEAM 50 m FINAL

100 m Breaststroke - Men Final Final

1	5	TANAKA Yasuhiro	1989	JPN	JAPAN	33.48	36.44	1'09.92
2	4	JUNG Yangmook	1988	KOR	KOREA	33.20	37.64	1'10.84
3	3	WRIGHT Challis	1991	RSA	SOUTH AFRICA	34.31	40.10	1'14.41
4	7	AU Kai Lun	1993	HKG	HONG KONG	35.73	39.36	1'15.09
5	6	HAYASHIDA Taiga	1989	JPN	JAPAN	35.05	40.90	1'15.95
6	1	GROENEWAL Craig	1979	RSA	SOUTH AFRICA	35.58	40.94	1'16.52
7	2	WONG Ka Chung	1987	HKG	HONG KONG	35.99	41.20	1'17.19
8	8	VERA Alberto	1990	VEN	VENEZUELA	36.65	41.06	1'17.71

Issued: 03/10/2011 at 16:08

Results

RANK LN SURNAME & NAME BORN NAT TEAM 50 m FINAL

100 m Breaststroke - Women Preliminary Heat 1

1	3	MINGUET AthanaØSe	1993	FRA	FRANCE	47.68	58.96	1'46.64
2	4	FOWLER Cornelia	1980	RSA	SOUTH AFRICA	50.57	57.58	1'48.15
3	6	STUFANO Rosanna	1990	ITA	ITALY	51.57	57.04	1'48.61
4	5	BELTRAN DE HEREDIA Ania	1988	ESP	SPAIN	51.22	58.20	1'49.42
5	2	ANTUNES Kelly Da Silva	1981	BRA	BRAZIL	53.69	1'00.12	1'53.81

Issued: 03/10/2011 at 9:30

Heat 2

1	4	ZHAROVA Alexandra	1996	RUS	RUSSIAN FEDERATION	41.63	45.31	1'26.94
2	6	MORAES Viviana	1982	VEN	VENEZUELA	43.96	49.58	1'33.54
3	5	BERCZI Zsofia	1981	HUN	HUNGARY	43.04	51.81	1'34.85
4	1	MIKOVA Adela	1991	CZE	CZECH REPUBLIC	44.41	52.14	1'36.55
5	2	KASKO Kirstie	1992	CAN	CANADA	46.02	53.04	1'39.06
6	3	TU Jo-Lin	1991	TPE	TAIWAN	48.67	54.03	1'42.70
7	8	DE MOT Mieke	1985	BEL	BELGIUM	48.80	56.59	1'45.39

NOT CLASSIFIED

7	PARK Woosun	1990	KOR	KOREA	42.40	49.13	DISQ
---	-------------	------	-----	-------	-------	-------	-------------

False start

Issued: 03/10/2011 at 9:38

Heat 3

1	4	LEUNG Shu Hang	1987	HKG	HONG KONG	40.54	44.49	1'25.03
2	5	FOWLER Amanda	1996	AUS	AUSTRALIA	42.14	48.39	1'30.53
3	7	SMITH Yvonne	1990	RSA	SOUTH AFRICA	43.08	49.32	1'32.40
4	6	DIAZ DE LA VEGA Mariana	1987	MEX	MEXICO	43.29	49.75	1'33.04
5	3	SCHMIDT Emily	1993	AUS	AUSTRALIA	45.32	48.25	1'33.57
6	2	LINDBERG Pernilla	1994	SWE	SWEDEN	43.91	50.33	1'34.24
7	1	OBERHAUSER Kathrin	1992	ITA	ITALY	45.42	54.09	1'39.51
8	8	MICHIE Meagan	1989	CAN	CANADA	52.36	56.13	1'48.49

Issued: 03/10/2011 at 9:38

Heat 4

1	4	ALONSO MORALES Michelle	1994	ESP	SPAIN	41.82	47.24	1'29.06
2	2	KOTVYTSKA Olena	1990	UKR	UKRAINE	43.38	48.26	1'31.64
3	5	CHOW Yuen Ying	1988	HKG	HONG KONG	45.41	48.33	1'33.74
4	6	HERRERA Stephanie	1993	MEX	MEXICO	44.83	51.48	1'36.31
5	7	BIRD Stephanie	1988	GRB	GREAT BRITAIN	46.05	51.52	1'37.57
6	8	MORRIER Justine	1997	CAN	CANADA	47.98	51.38	1'39.36
7	1	RESENDIZ Beatriz	1988	MEX	MEXICO	46.72	53.29	1'40.01
8	3	MANDIN Alicia	1989	FRA	FRANCE	46.69	53.59	1'40.28

Issued: 03/10/2011 at 9:42

Results

RANK	SURNAME & NAME	BORN	NAT	TEAM	50 m	FINAL
------	----------------	------	-----	------	------	-------

100 m Breaststroke - Women Preliminary Summary

1	LEUNG Shu Hang	1987	HKG	HONG KONG	40.54	44.49	1'25.03
2	ZHAROVA Alexandra	1996	RUS	RUSSIAN FEDERATION	41.63	45.31	1'26.94
3	ALONSO MORALES Michelle	1994	ESP	SPAIN	41.82	47.24	1'29.06
4	FOWLER Amanda	1996	AUS	AUSTRALIA	42.14	48.39	1'30.53
5	KOTVYTSKA Olena	1990	UKR	UKRAINE	43.38	48.26	1'31.64
6	SMITH Yvonne	1990	RSA	SOUTH AFRICA	43.08	49.32	1'32.40
7	DIAZ DE LA VEGA Mariana	1987	MEX	MEXICO	43.29	49.75	1'33.04
8	MORAES Viviana	1982	VEN	VENEZUELA	43.96	49.58	1'33.54
9	SCHMIDT Emily	1993	AUS	AUSTRALIA	45.32	48.25	1'33.57
10	CHOW Yuen Ying	1988	HKG	HONG KONG	45.41	48.33	1'33.74
11	LINDBERG Pernilla	1994	SWE	SWEDEN	43.91	50.33	1'34.24
12	BERCZI Zsofia	1981	HUN	HUNGARY	43.04	51.81	1'34.85
13	HERRERA Stephanie	1993	MEX	MEXICO	44.83	51.48	1'36.31
14	MIKOVA Adela	1991	CZE	CZECH REPUBLIC	44.41	52.14	1'36.55
15	BIRD Stephanie	1988	GRB	GREAT BRITAIN	46.05	51.52	1'37.57
16	KASKO Kirstie	1992	CAN	CANADA	46.02	53.04	1'39.06
17	MORRIER Justine	1997	CAN	CANADA	47.98	51.38	1'39.36
18	OBERHAUSER Kathrin	1992	ITA	ITALY	45.42	54.09	1'39.51
19	RESENDIZ Beatriz	1988	MEX	MEXICO	46.72	53.29	1'40.01
20	MANDIN Alicia	1989	FRA	FRANCE	46.69	53.59	1'40.28
21	TU Jo-Lin	1991	TPE	TAIWAN	48.67	54.03	1'42.70
22	DE MOT Mieke	1985	BEL	BELGIUM	48.80	56.59	1'45.39
23	MINGUET AthanaØSe	1993	FRA	FRANCE	47.68	58.96	1'46.64
24	FOWLER Cornelia	1980	RSA	SOUTH AFRICA	50.57	57.58	1'48.15
25	MICHIE Meagan	1989	CAN	CANADA	52.36	56.13	1'48.49
26	STUFANO Rosanna	1990	ITA	ITALY	51.57	57.04	1'48.61
27	BELTRAN DE HEREDIA Ania	1988	ESP	SPAIN	51.22	58.20	1'49.42
28	ANTUNES Kelly Da Silva	1981	BRA	BRAZIL	53.69	1'00.12	1'53.81

NOT CLASSIFIED

PARK Woosun	1990	KOR	KOREA	42.40	49.13	DISQ
<i>False start</i>						

Issued: 03/10/2011 at 9:44

Results

RANK LN SURNAME & NAME BORN NAT TEAM 50 m FINAL

100 m Breaststroke - Women

Final

Final

RANK	LN	SURNAME & NAME	BORN	NAT	TEAM	50 m	FINAL
1	3	ALONSO MORALES Michelle	1994	ESP	SPAIN	36.82	42.51 1'19.33
2	4	LEUNG Shu Hang	1987	HKG	HONG KONG	37.95	43.48 1'21.43
3	5	ZHAROVA Alexandra	1996	RUS	RUSSIAN FEDERATION	40.47	44.19 1'24.66
4	6	FOWLER Amanda	1996	AUS	AUSTRALIA	39.77	46.97 1'26.74
5	8	MORAES Viviana	1982	VEN	VENEZUELA	44.47	46.91 1'31.38
6	7	SMITH Yvonne	1990	RSA	SOUTH AFRICA	42.58	49.14 1'31.72
7	2	KOTVYTSKA Olena	1990	UKR	UKRAINE	42.78	50.20 1'32.98
8	1	DIAZ DE LA VEGA Mariana	1987	MEX	MEXICO	43.16	50.41 1'33.57

Issued: 03/10/2011 at 16:22

Results

RANK	LN	SURNAME & NAME	BORN	50 m	100 m	200 m	300 m	400 m	500 m	600 m	700 m	FINAL
		TEAM	NAT		800 m	900 m	1000 m	1100 m	1200 m	1300 m	1400 m	

1500 m Freestyle - Men Final Heat 1

1	5	SVERRISSO Jon M. ICELAND	1992 ISL	31.07	1'04.99 33.92 9'12.43	2'14.60 1'09.61 10'22.49	3'24.24 1'09.64 11'33.22	4'34.04 1'09.80 12'44.13	5'43.32 1'09.28 13'55.33	6'52.85 1'09.53 15'07.07	8'02.50 1'09.65 16'18.84	17'28.99 1'10.15
2	4	MOATE Craig GREAT BRITAIN	1985 GRB	31.57	1'05.65 34.08 9'17.81	2'15.41 1'09.76 10'29.15	3'24.82 1'09.41 11'40.60	4'34.81 1'09.99 12'52.35	5'45.08 1'10.27 14'04.19	6'55.73 1'10.65 15'16.43	8'06.56 1'10.83 16'28.82	17'40.16 1'11.34
3	3	LEE Tsun Sang HONG KONG	1992 HKG	31.63	1'06.13 34.50 9'37.91	2'18.36 1'12.23 10'51.31	3'31.62 1'13.26 12'05.59	4'45.08 1'13.46 13'20.03	5'58.46 1'13.38 14'34.69	7'11.49 1'13.03 15'49.61	8'24.72 1'13.23 17'04.16	18'15.15 1'10.99
4	2	MATSUDA Kenichiro JAPAN	1987 JPN	33.49	1'11.06 37.57 9'57.89	2'25.39 1'14.33 11'12.57	3'40.26 1'14.87 12'26.53	4'56.52 1'16.26 13'42.40	6'11.58 1'15.06 14'57.03	7'28.79 1'17.21 16'11.29	8'43.42 1'14.63 17'27.12	19'03.33 1'36.21
5	1	CHAN Ching HONG KONG	1991 HKG	33.48	1'10.96 37.48 10'22.14	2'28.36 1'17.40 11'40.73	3'47.51 1'19.15 12'59.25	5'06.30 1'18.79 14'17.52	6'25.14 1'18.84 15'35.82	7'44.71 1'19.57 16'54.46	9'03.26 1'18.55 18'13.16	19'30.41 1'17.25
6	6	CHAGOLLA Juan MEXICO	1992 MEX	33.22	1'09.23 36.01 10'14.50	2'22.62 1'13.39 11'33.61	3'39.61 1'16.99 12'53.74	4'57.28 1'17.67 14'19.08	6'14.47 1'17.19 15'41.81	7'36.74 1'22.27 17'02.39	8'55.53 1'18.79 18'23.13	19'41.80 1'18.67
7	8	CHEN Yu Chia MACAU	1998 MAC	37.87	1'18.98 41.11 11'05.26	2'42.96 1'23.98 12'28.85	4'06.01 1'23.05 13'52.81	5'30.22 1'24.21 15'16.99	6'53.90 1'23.68 16'40.16	8'17.37 1'23.47 18'02.65	9'41.63 1'24.26 19'24.61	20'42.75 1'18.14
		NOT CLASSIFIED										
7		DAVRAN Doruk	1994 TUR									DNS

Issued: 03/10/2011 at 16:48

Heat 2

1	5	DE FREITA Raymond SOUTH AFRICA	1989 RSA	33.10	1'09.54 36.44 10'06.89	2'25.21 1'15.67 11'24.60	3'41.44 1'16.23 12'42.04	4'58.64 1'17.20 13'58.99	6'15.29 1'16.65 15'16.27	7'32.63 1'17.34 16'34.39	8'49.65 1'17.02 17'51.27	19'04.37 1'13.10
2	2	HLAVAE Vladimir CZECH REPUBLIC	1993 CZE	34.53	1'14.00 39.47 10'56.95	2'36.16 1'22.16 12'21.09	3'59.36 1'23.20 13'44.66	5'23.13 1'23.77 15'07.35	6'46.43 1'23.30 16'31.86	8'09.71 1'23.28 17'55.78	9'32.59 1'22.88 19'15.58	20'33.26 1'17.68
3	3	VERGOTINE Valentino SOUTH AFRICA	1987 RSA	34.56	1'13.80 39.24 10'57.64	2'35.76 1'21.96 12'22.78	3'58.90 1'23.14 13'46.46	5'22.30 1'23.40 15'07.84	6'45.79 1'23.49 16'31.06	8'09.91 1'24.12 17'56.29	9'33.83 1'23.92 19'21.75	20'42.97 1'21.22
4	4	BERARDI Luca ITALY	1983 ITA	33.94	1'14.80 40.86 11'28.21	2'40.52 1'25.72 12'56.10	4'05.91 1'25.39 14'24.58	5'33.15 1'27.24 15'53.17	7'01.56 1'28.41 17'21.64	8'31.03 1'29.47 18'48.84	10'00.68 1'29.65 20'14.23	21'32.54 1'18.31

RANK	LN	SURNAME & NAME	BORN	50 m	100 m	200 m	300 m	400 m	500 m	600 m	700 m	FINAL
		TEAM	NAT	800 m	900 m	1000 m	1100 m	1200 m	1300 m	1400 m		
5	6	PENA Daniel VENEZUELA	1987 VEN	33.21	1'10.34 37.13 11'21.93	2'34.51 1'24.17 12'50.02	4'02.02 1'27.51 14'18.74	5'30.05 1'28.03 15'47.77	6'58.14 1'28.09 17'17.20	8'26.41 1'28.27 18'46.82	9'54.59 1'28.18 20'15.24	21'37.91 1'22.67
6	7	BOECKL Herbert AUSTRIA	1985 AUT	37.47	1'18.79 41.32 11'39.00	2'45.32 1'26.53 13'09.43	4'13.73 1'28.41 14'39.98	5'42.32 1'28.59 16'11.15	7'11.54 1'29.22 17'42.62	8'40.36 1'28.82 19'14.52	10'08.96 1'28.60 20'45.82	22'16.53 1'30.71
7	1	DOS SANTO Edvaldo J BRAZIL	1975 BRA	35.81	1'16.00 40.19 11'41.13	2'40.49 1'24.49 13'13.27	4'07.88 1'27.39 14'45.90	5'38.69 1'30.81 16'19.11	7'09.03 1'30.34 17'50.55	8'39.46 1'30.43 19'23.16	10'09.66 1'30.20 20'53.61	22'20.77 1'27.16

Issued: 03/10/2011 at 10:06

Results

RANK	SURNAME & NAME TEAM	BORN NAT	50 m	100 m	200 m	300 m	400 m	500 m	600 m	700 m	FINAL
				800 m	900 m	1000 m	1100 m	1200 m	1300 m	1400 m	

1500 m Freestyle - Men Final Summary

1	SVERRISSO Jon M. ICELAND	1992 ISL	31.07	1'04.99 33.92 9'12.43	2'14.60 1'09.61 10'22.49	3'24.24 1'09.64 11'33.22	4'34.04 1'09.80 12'44.13	5'43.32 1'09.28 13'55.33	6'52.85 1'09.53 15'07.07	8'02.50 1'09.65 16'18.84	17'28.99 1'10.15
2	MOATE Craig GREAT BRITAIN	1985 GRB	31.57	1'05.65 34.08 9'17.81	2'15.41 1'09.76 10'29.15	3'24.82 1'09.41 11'40.60	4'34.81 1'09.99 12'52.35	5'45.08 1'10.27 14'04.19	6'55.73 1'10.65 15'16.43	8'06.56 1'10.83 16'28.82	17'40.16 1'11.34
3	LEE Tsun Sang HONG KONG	1992 HKG	31.63	1'06.13 34.50 9'37.91	2'18.36 1'12.23 10'51.31	3'31.62 1'13.26 12'05.59	4'45.08 1'13.46 13'20.03	5'58.46 1'13.38 14'34.69	7'11.49 1'13.03 15'49.61	8'24.72 1'13.23 17'04.16	18'15.15 1'10.99
4	MATSUDA Kenichiro JAPAN	1987 JPN	33.49	1'11.06 37.57 9'57.89	2'25.39 1'14.33 11'12.57	3'40.26 1'14.87 12'26.53	4'56.52 1'16.26 13'42.40	6'11.58 1'15.06 14'57.03	7'28.79 1'17.21 16'11.29	8'43.42 1'14.63 17'27.12	19'03.33 1'36.21
5	DE FREITA Raymond SOUTH AFRICA	1989 RSA	33.10	1'09.54 36.44 10'06.89	2'25.21 1'15.67 11'24.60	3'41.44 1'16.23 12'42.04	4'58.64 1'17.20 13'58.99	6'15.29 1'16.65 15'16.27	7'32.63 1'17.34 16'34.39	8'49.65 1'17.02 17'51.27	19'04.37 1'13.10
6	CHAN Ching HONG KONG	1991 HKG	33.48	1'10.96 37.48 10'22.14	2'28.36 1'17.40 11'40.73	3'47.51 1'19.15 12'59.25	5'06.30 1'18.79 14'17.52	6'25.14 1'18.84 15'35.82	7'44.71 1'19.57 16'54.46	9'03.26 1'18.55 18'13.16	19'30.41 1'17.25
7	CHAGOLLA Juan MEXICO	1992 MEX	33.22	1'09.23 36.01 10'14.50	2'22.62 1'13.39 11'33.61	3'39.61 1'16.99 12'53.74	4'57.28 1'17.67 14'19.08	6'14.47 1'17.19 15'41.81	7'36.74 1'22.27 17'02.39	8'55.53 1'18.79 18'23.13	19'41.80 1'18.67
8	HLAVAE Vladimir CZECH REPUBLIC	1993 CZE	34.53	1'14.00 39.47 10'56.95	2'36.16 1'22.16 12'21.09	3'59.36 1'23.20 13'44.66	5'23.13 1'23.77 15'07.35	6'46.43 1'23.30 16'31.86	8'09.71 1'23.28 17'55.78	9'32.59 1'22.88 19'15.58	20'33.26 1'17.68
9	CHEN Yu Chia MACAU	1998 MAC	37.87	1'18.98 41.11 11'05.26	2'42.96 1'23.98 12'28.85	4'06.01 1'23.05 13'52.81	5'30.22 1'24.21 15'16.99	6'53.90 1'23.68 16'40.16	8'17.37 1'23.47 18'02.65	9'41.63 1'24.26 19'24.61	20'42.75 1'18.14
10	VERGOTINE Valentino SOUTH AFRICA	1987 RSA	34.56	1'13.80 39.24 10'57.64	2'35.76 1'21.96 12'22.78	3'58.90 1'23.14 13'46.46	5'22.30 1'23.40 15'07.84	6'45.79 1'23.49 16'31.06	8'09.91 1'24.12 17'56.29	9'33.83 1'23.92 19'21.75	20'42.97 1'21.22
11	BERARDI Luca ITALY	1983 ITA	33.94	1'14.80 40.86 11'28.21	2'40.52 1'25.72 12'56.10	4'05.91 1'25.39 14'24.58	5'33.15 1'27.24 15'53.17	7'01.56 1'28.41 17'21.64	8'31.03 1'29.47 18'48.84	10'00.68 1'29.65 20'14.23	21'32.54 1'18.31
12	PENA Daniel VENEZUELA	1987 VEN	33.21	1'10.34 37.13 11'21.93	2'34.51 1'24.17 12'50.02	4'02.02 1'27.51 14'18.74	5'30.05 1'28.03 15'47.77	6'58.14 1'28.09 17'17.20	8'26.41 1'28.27 18'46.82	9'54.59 1'28.18 20'15.24	21'37.91 1'22.67
13	BOECKL Herbert AUSTRIA	1985 AUT	37.47	1'18.79 41.32 11'39.00	2'45.32 1'26.53 13'09.43	4'13.73 1'28.41 14'39.98	5'42.32 1'28.59 16'11.15	7'11.54 1'29.22 17'42.62	8'40.36 1'28.82 19'14.52	10'08.96 1'28.60 20'45.82	22'16.53 1'30.71
14	DOS SANTO Edvaldo J BRAZIL	1975 BRA	35.81	1'16.00 40.19 11'41.13	2'40.49 1'24.49 13'13.27	4'07.88 1'27.39 14'45.90	5'38.69 1'30.81 16'19.11	7'09.03 1'30.34 17'50.55	8'39.46 1'30.43 19'23.16	10'09.66 1'30.20 20'53.61	22'20.77 1'27.16

RANK	SURNAME & NAME	BORN	50 m	100 m	200 m	300 m	400 m	500 m	600 m	700 m	FINAL
	TEAM	NAT	800 m	900 m	1000 m	1100 m	1200 m	1300 m	1400 m		

NOT CLASSIFIED

DAVRAN Doruk

1994 TUR TURKEY

DNS

Issued: 03/10/2011 at 16:51

Results

RANK	LN	SURNAME & NAME TEAM	BORN NAT	50 m	100 m	200 m	300 m	400 m	500 m	600 m	700 m	FINAL
------	----	------------------------	-------------	------	-------	-------	-------	-------	-------	-------	-------	-------

800 m Freestyle - Women Final Heat 1

1	2	LEO Kara AUSTRALIA	1992 AUS	34.65	1'12.79 38.14	2'29.01 1'16.22	3'43.75 1'14.74	4'58.66 1'14.91	6'12.86 1'14.20	7'27.27 1'14.41	8'42.28 1'15.01	9'56.07 1'13.79
2	3	LINDBERG Pernilla SWEDEN	1994 SWE	34.26	1'11.84 37.58	2'27.55 1'15.71	3'42.37 1'14.82	4'57.79 1'15.42	6'14.58 1'16.79	7'32.28 1'17.70	8'49.91 1'17.63	10'06.14 1'16.23
3	6	HOLLAND Nerice AUSTRALIA	1988 AUS	34.79	1'12.75 37.96	2'30.58 1'17.83	3'48.59 1'18.01	5'06.35 1'17.76	6'23.79 1'17.44	7'41.46 1'17.67	8'59.45 1'17.99	10'16.30 1'16.85
4	7	SMITH Yvonne SOUTH AFRICA	1990 RSA	36.18	1'14.48 38.30	2'34.47 1'19.99	3'55.26 1'20.79	5'16.29 1'21.03	6'38.86 1'22.57	8'01.56 1'22.70	9'25.21 1'23.65	10'42.02 1'16.81
5	4	RESENDIZ Beatriz MEXICO	1988 MEX	35.85	1'15.05 39.20	2'37.29 1'22.24	3'59.48 1'22.19	5'21.57 1'22.09	6'44.27 1'22.70	8'06.47 1'22.20	9'27.78 1'21.31	10'48.56 1'20.78
6	5	DIAZ DE LA VEGA Mariana MEXICO	1987 MEX	37.22	1'19.79 42.57	2'49.59 1'29.80	4'19.00 1'29.41	5'45.30 1'26.30	7'12.40 1'27.10	8'39.24 1'26.84	10'09.08 1'29.84	11'34.02 1'24.94
7	8	KOTVYTSKA Olena UKRAINE	1990 UKR	41.29	1'26.34 45.05	2'59.56 1'33.22	4'33.41 1'33.85	6'06.72 1'33.31	7'39.62 1'32.90	9'13.02 1'33.40	10'47.32 1'34.30	12'19.54 1'32.22

NOT CLASSIFIED

1	TU Jo-Lin	1991	TPE	TAIWAN								DNF
---	-----------	------	-----	--------	--	--	--	--	--	--	--	------------

Issued: 03/10/2011 at 17:14

Heat 2

1	5	MIKOVA Adela CZECH REPUBLIC	1991 CZE	34.56	1'13.68 39.12	2'38.06 1'24.38	4'04.27 1'26.21	5'30.92 1'26.65	6'59.18 1'28.26	8'27.20 1'28.02	9'55.87 1'28.67	11'19.70 1'23.83
2	4	CHENERY Lucy GREAT BRITAIN	1995 GBR	37.96	1'20.29 42.33	2'47.43 1'27.14	4'14.66 1'27.23	5'42.44 1'27.78	7'10.04 1'27.60	8'38.12 1'28.08	10'06.69 1'28.57	11'29.55 1'22.86
3	3	TAPOLCZAI Viktória HUNGARY	1987 HUN	37.95	1'20.44 42.49	2'47.74 1'27.30	4'16.37 1'28.63	5'48.96 1'32.59	7'21.91 1'32.95	8'54.74 1'32.83	10'25.45 1'30.71	11'54.36 1'28.91
4	7	CORRADIN Silvia ITALY	1983 ITA	39.31	1'23.83 44.52	3'00.74 1'36.91	4'37.14 1'36.40	6'14.29 1'37.15	7'52.45 1'38.16	9'30.57 1'38.12	11'09.42 1'38.85	12'39.81 1'30.39
5	2	FOWLER Cornelia SOUTH AFRICA	1980 RSA	41.96	1'28.30 46.34	3'04.92 1'36.62	4'42.84 1'37.92	6'20.19 1'37.35	7'57.25 1'37.06	9'35.25 1'38.00	11'12.49 1'37.24	12'44.52 1'32.03
6	6	SMIT Dorothy SOUTH AFRICA	1985 RSA	42.66	1'29.69 47.03	3'05.53 1'35.84	4'41.74 1'36.21	6'18.66 1'36.92	7'56.93 1'38.27	9'34.21 1'37.28	11'10.55 1'36.34	12'44.97 1'34.42

Issued: 03/10/2011 at 10:21

Results

RANK	SURNAME & NAME TEAM	BORN NAT	50 m	100 m	200 m	300 m	400 m	500 m	600 m	700 m	FINAL
------	------------------------	-------------	------	-------	-------	-------	-------	-------	-------	-------	-------

800 m Freestyle - Women Final Summary

1	LEO Kara AUSTRALIA	1992 AUS	34.65	1'12.79 38.14	2'29.01 1'16.22	3'43.75 1'14.74	4'58.66 1'14.91	6'12.86 1'14.20	7'27.27 1'14.41	8'42.28 1'15.01	9'56.07 1'13.79
2	LINDBERG Pernilla SWEDEN	1994 SWE	34.26	1'11.84 37.58	2'27.55 1'15.71	3'42.37 1'14.82	4'57.79 1'15.42	6'14.58 1'16.79	7'32.28 1'17.70	8'49.91 1'17.63	10'06.14 1'16.23
3	HOLLAND Nerice AUSTRALIA	1988 AUS	34.79	1'12.75 37.96	2'30.58 1'17.83	3'48.59 1'18.01	5'06.35 1'17.76	6'23.79 1'17.44	7'41.46 1'17.67	8'59.45 1'17.99	10'16.30 1'16.85
4	SMITH Yvonne SOUTH AFRICA	1990 RSA	36.18	1'14.48 38.30	2'34.47 1'19.99	3'55.26 1'20.79	5'16.29 1'21.03	6'38.86 1'22.57	8'01.56 1'22.70	9'25.21 1'23.65	10'42.02 1'16.81
5	RESENDIZ Beatriz MEXICO	1988 MEX	35.85	1'15.05 39.20	2'37.29 1'22.24	3'59.48 1'22.19	5'21.57 1'22.09	6'44.27 1'22.70	8'06.47 1'22.20	9'27.78 1'21.31	10'48.56 1'20.78
6	MIKOVA Adela CZECH REPUBLIC	1991 CZE	34.56	1'13.68 39.12	2'38.06 1'24.38	4'04.27 1'26.21	5'30.92 1'26.65	6'59.18 1'28.26	8'27.20 1'28.02	9'55.87 1'28.67	11'19.70 1'23.83
7	CHENERY Lucy GREAT BRITAIN	1995 GRB	37.96	1'20.29 42.33	2'47.43 1'27.14	4'14.66 1'27.23	5'42.44 1'27.78	7'10.04 1'27.60	8'38.12 1'28.08	10'06.69 1'28.57	11'29.55 1'22.86
8	DIAZ DE LA VEGA Mariana MEXICO	1987 MEX	37.22	1'19.79 42.57	2'49.59 1'29.80	4'19.00 1'29.41	5'45.30 1'26.30	7'12.40 1'27.10	8'39.24 1'26.84	10'09.08 1'29.84	11'34.02 1'24.94
9	TAPOLCZAI Viktória HUNGARY	1987 HUN	37.95	1'20.44 42.49	2'47.74 1'27.30	4'16.37 1'28.63	5'48.96 1'32.59	7'21.91 1'32.95	8'54.74 1'32.83	10'25.45 1'30.71	11'54.36 1'28.91
10	KOTVYTSKA Olena UKRAINE	1990 UKR	41.29	1'26.34 45.05	2'59.56 1'33.22	4'33.41 1'33.85	6'06.72 1'33.31	7'39.62 1'32.90	9'13.02 1'33.40	10'47.32 1'34.30	12'19.54 1'32.22
11	CORRADIN Silvia ITALY	1983 ITA	39.31	1'23.83 44.52	3'00.74 1'36.91	4'37.14 1'36.40	6'14.29 1'37.15	7'52.45 1'38.16	9'30.57 1'38.12	11'09.42 1'38.85	12'39.81 1'30.39
12	FOWLER Cornelia SOUTH AFRICA	1980 RSA	41.96	1'28.30 46.34	3'04.92 1'36.62	4'42.84 1'37.92	6'20.19 1'37.35	7'57.25 1'37.06	9'35.25 1'38.00	11'12.49 1'37.24	12'44.52 1'32.03
13	SMIT Dorothy SOUTH AFRICA	1985 RSA	42.66	1'29.69 47.03	3'05.53 1'35.84	4'41.74 1'36.21	6'18.66 1'36.92	7'56.93 1'38.27	9'34.21 1'37.28	11'10.55 1'36.34	12'44.97 1'34.42

NOT CLASSIFIED

TU Jo-Lin

1991 TPE TAIWAN

DNF

Issued: 03/10/2011 at 17:16

Results

POS	LN	RELAY	NAT	TEAM	50 m	Total	FINAL
		SURNAME & NAME	BORN NAT				
4x50 m Freestyle - Men Final Heat							
1	5	AUSTRALIA	AUS	AUSTRALIA			1'48.20
		CHAN Ethan	1994 AUS		29.20	29.20	
		KILDUFF Mitchell	1996 AUS		25.25	54.45	
		LEE David	1987 AUS		27.56	1'22.01	
		DONACHIE Patrick	1983 AUS		26.19	1'48.20	
2	6	VENEZUELA	VEN	VENEZUELA			1'49.40
		ESCALONA Harving	1989 VEN		28.56	28.56	
		BERJEL Ruben	1991 VEN		27.17	55.73	
		PENA Daniel	1987 VEN		28.18	1'23.91	
		VERA Alberto	1990 VEN		25.49	1'49.40	
3	4	R.SOUTH AFRICA	RSA	SOUTH AFRICA			1'49.82
		GROENEWAL Craig	1979 RSA		26.84	26.84	
		MAJOKA Siph	1989 RSA		27.54	54.38	
		VERGOTINE Valentino	1987 RSA		28.93	1'23.31	
		WRIGHT Challis	1991 RSA		26.51	1'49.82	
4	3	FRANCE	FRA	FRANCE			1'53.83
		DUTTER Maxime	1984 FRA		27.19	27.19	
		TEJEIRO Frederic	1977 FRA		29.00	56.19	
		BLONDEL Sebastien	1980 FRA		28.81	1'25.00	
		DEFORGE Jacky	1985 FRA		28.83	1'53.83	
5	7	CANADA	CAN	CANADA			1'57.15
		RAHIER Adam	1988 CAN		28.90	28.90	
		HEATH Michael	1989 CAN		28.03	56.93	
		BATARA Magnus	1991 CAN		31.52	1'28.45	
		BOON Dalton	1994 CAN		28.70	1'57.15	
6	2	BRAZIL	BRA	BRAZIL			1'57.77
		ROCHA Ivan Jorg	1978 BRA		28.98	28.98	
		ZANGARELL Matheus	1994 BRA		30.17	59.15	
		SILVA Andre' Do	1991 BRA		29.25	1'28.40	
		ANTONIO Charles F	1989 BRA		29.37	1'57.77	
7	1	JAPAN	JAP	JAPAN			1'58.58
		HAYASHIDA Taiga	1989 JPN		28.27	28.27	
		MURAMATSU Ryo	1990 JPN		30.13	58.40	
		SAITO Tsuyoshi	1983 JPN		31.43	1'29.83	
		ENDO Ryuta	1987 JPN		28.75	1'58.58	
8	8	ITALY	ITA	ITALY			2'00.70
		CASALI Kevin	1993 ITA		30.56	30.56	
		FRANCHETT Gianluigi	1994 ITA		29.42	59.98	
		BERARDI Luca	1983 ITA		32.06	1'32.04	
		SCAFIDI Marco	1987 ITA		28.66	2'00.70	

Issued: 03/10/2011 at 17:18

Results

POS	LN	RELAY	SURNAME & NAME	NAT	BORN	NAT	TEAM	50 m	Total	FINAL
4x50 m Freestyle - Women										
Final										
Heat										
1	4	AUSTRALIA		AUS			AUSTRALIA			2'06.04
			CORRY Taylor	1995		AUS		29.96	29.96	
			FOWLER Amanda	1996		AUS		32.26	1'02.22	
			HOLLAND Nerice	1988		AUS		33.00	1'35.22	
			LEO Kara	1992		AUS		30.82	2'06.04	
2	5	R.SOUTH AFRICA		RSA			SOUTH AFRICA			2'18.33
			KRIEL Christelle	1994		RSA		34.81	34.81	
			FOWLER Cornelia	1980		RSA		36.78	1'11.59	
			STERRENBURG Leanne	1981		RSA		35.57	1'47.16	
			SMITH Yvonne	1990		RSA		31.17	2'18.33	
3	3	HUNGARY		HUN			HUNGARY			2'24.11
			KOHON Dzszenifer	1995		HUN		34.83	34.83	
			MEGGYESI Orsolya	1995		HUN		39.03	1'13.86	
			BERCZI Zsófia	1981		HUN		35.60	1'49.46	
			TAPOLCZAI Viktória	1987		HUN		34.65	2'24.11	
4	6	ITALY		ITA			ITALY			2'37.71
			CORRADIN Silvia	1983		ITA		36.70	36.70	
			D'ODORICO Elena	1985		ITA		44.73	1'21.43	
			STUFANO Rosanna	1990		ITA		37.23	1'58.66	
			OBERHAUSER Kathrin	1992		ITA		39.05	2'37.71	

Issued: 03/10/2011 at 17:35

Results

POS	LN	RELAY	NAT	TEAM	50 m	Total	100 m	FINAL
		SURNAME & NAME	BORN NAT					
4x100 m Medley - Men Preliminary Heat 1								
1	4	CANADA	CAN	CANADA				4'35.72
		RAHIER Adam	1988 CAN		33.34	33.34	1'08.35	1'08.35
		HEATH Michael	1989 CAN		36.65	1'45.00	1'19.40	2'27.75
		QING Michael	1992 CAN		30.67	2'58.42	1'06.06	3'33.81
		ROUSELLE Maxime	1993 CAN		29.52	4'03.33	1'01.91	4'35.72
2	5	R.SOUTH AFRICA	RSA	SOUTH AFRICA				4'36.05
		GROENEWAL Martyn	1990 RSA		35.84	35.84	1'13.39	1'13.39
		WRIGHT Challis	1991 RSA		34.82	1'48.21	1'14.39	2'27.78
		GROENEWAL Craig	1979 RSA		30.14	2'57.92	1'06.23	3'34.01
		MAJOKA Siphon	1989 RSA		28.74	4'02.75	1'02.04	4'36.05
3	3	VENEZUELA	VEN	VENEZUELA				4'52.24
		BERJEL Ruben	1991 VEN		36.77	36.77	1'17.35	1'17.35
		IZARRA Osvald	1990 VEN		36.49	1'53.84	1'19.18	2'36.53
		PENA Daniel	1987 VEN		31.65	3'08.18	1'10.74	3'47.27
		ESCALONA Harving	1989 VEN		30.72	4'17.99	1'04.97	4'52.24
4	6	ITALY	ITA	ITALY				5'17.16
		SCAFIDI Marco	1987 ITA		39.49	39.49	1'20.51	1'20.51
		FRANCHETT Gianluigi	1994 ITA		41.16	2'01.67	1'32.07	2'52.58
		SCARDONI Marco	1992 ITA		36.30	3'28.88	1'21.43	4'14.01
		CASALI Kevin	1993 ITA		30.77	4'44.78	1'03.15	5'17.16

Issued: 03/10/2011 at 10:28

Heat 2

1	4	JAPAN	JAP	JAPAN				4'24.87
		NAGAO Tomoyuki	1995 JPN		30.83	30.83	1'06.26	1'06.26
		TANAKA Yasuhiro	1989 JPN		35.04	1'41.30	1'13.62	2'19.88
		TSUGAWA Takuya	1992 JPN		29.72	2'49.60	1'06.25	3'26.13
		MIYAZAKI Satoru	1992 JPN		27.59	3'53.72	58.74	4'24.87
2	5	AUSTRALIA	AUS	AUSTRALIA				4'38.88
		LEE David	1987 AUS		35.17	35.17	1'12.11	1'12.11
		DONACHIE Patrick	1983 AUS		37.33	1'49.44	1'19.30	2'31.41
		KILDUFF Mitchell	1996 AUS		29.97	3'01.38	1'05.09	3'36.50
		CHAN Ethan	1994 AUS		30.59	4'07.09	1'02.38	4'38.88
3	3	HONG KONG	HKG	HONG KONG				4'39.20
		LEE Tsun Sang	1992 HKG		33.72	33.72	1'10.76	1'10.76
		WONG Ka Chung	1987 HKG		36.15	1'46.91	1'17.90	2'28.66
		AU Kai Lun	1993 HKG		30.36	2'59.02	1'05.62	3'34.28
		CHAN Ching	1991 HKG		30.86	4'05.14	1'04.92	4'39.20
4	6	FRANCE	FRA	FRANCE				4'57.99
		TEJEIRO Frederic	1977 FRA		38.32	38.32	1'21.66	1'21.66
		DEFORGE Jacky	1985 FRA		37.39	1'59.05	1'21.69	2'43.35
		DUTTER Maxime	1984 FRA		29.73	3'13.08	1'07.89	3'51.24
		BLONDEL Sebastien	1980 FRA		31.55	4'22.79	1'06.75	4'57.99
5	2	BRAZIL	BRA	BRAZIL				5'29.72
		SILVA Andre' Do	1991 BRA		38.44	38.44	1'21.26	1'21.26
		ZANGARELL Matheus	1994 BRA		46.18	2'07.44	1'40.69	3'01.95
		ROCHA Ivan Jorg	1978 BRA		36.91	3'38.86	1'21.36	4'23.31
		ANTONIO Charles F	1989 BRA		32.00	4'55.31	1'06.41	5'29.72

Issued: 03/10/2011 at 10:35

Results

POS	RELAY SURNAME & NAME	NAT BORN NAT	TEAM	50 m	Total	100 m	FINAL	
4x100 m Medley - Men Preliminary Summary								
1	JAPAN NAGAO Tomoyuki TANAKA Yasuhiro TSUGAWA Takuya MIYAZAKI Satoru	JAP 1995 JPN 1989 JPN 1992 JPN 1992 JPN	JAPAN	30.83 35.04 29.72 27.59	30.83 1'41.30 2'49.60 3'53.72	1'06.26 1'13.62 1'06.25 58.74	1'06.26 2'19.88 3'26.13 4'24.87	4'24.87
2	CANADA RAHIER Adam HEATH Michael QING Michael ROUELLE Maxime	CAN 1988 CAN 1989 CAN 1992 CAN 1993 CAN	CANADA	33.34 36.65 30.67 29.52	33.34 1'45.00 2'58.42 4'03.33	1'08.35 1'19.40 1'06.06 1'01.91	1'08.35 2'27.75 3'33.81 4'35.72	4'35.72
3	R.SOUTH AFRICA GROENEWAL Martyn WRIGHT Challis GROENEWAL Craig MAJOKA Siphso	RSA 1990 RSA 1991 RSA 1979 RSA 1989 RSA	SOUTH AFRICA	35.84 34.82 30.14 28.74	35.84 1'48.21 2'57.92 4'02.75	1'13.39 1'14.39 1'06.23 1'02.04	1'13.39 2'27.78 3'34.01 4'36.05	4'36.05
4	AUSTRALIA LEE David DONACHIE Patrick KILDUFF Mitchell CHAN Ethan	AUS 1987 AUS 1983 AUS 1996 AUS 1994 AUS	AUSTRALIA	35.17 37.33 29.97 30.59	35.17 1'49.44 3'01.38 4'07.09	1'12.11 1'19.30 1'05.09 1'02.38	1'12.11 2'31.41 3'36.50 4'38.88	4'38.88
5	HONG KONG LEE Tsun Sang WONG Ka Chung AU Kai Lun CHAN Ching	HKG 1992 HKG 1987 HKG 1993 HKG 1991 HKG	HONG KONG	33.72 36.15 30.36 30.86	33.72 1'46.91 2'59.02 4'05.14	1'10.76 1'17.90 1'05.62 1'04.92	1'10.76 2'28.66 3'34.28 4'39.20	4'39.20
6	VENEZUELA BERJEL Ruben IZARRA Osvald PENA Daniel ESCALONA Harving	VEN 1991 VEN 1990 VEN 1987 VEN 1989 VEN	VENEZUELA	36.77 36.49 31.65 30.72	36.77 1'53.84 3'08.18 4'17.99	1'17.35 1'19.18 1'10.74 1'04.97	1'17.35 2'36.53 3'47.27 4'52.24	4'52.24
7	FRANCE TEJEIRO Frederic DEFORGE Jacky DUTTER Maxime BLONDEL Sebastien	FRA 1977 FRA 1985 FRA 1984 FRA 1980 FRA	FRANCE	38.32 37.39 29.73 31.55	38.32 1'59.05 3'13.08 4'22.79	1'21.66 1'21.69 1'07.89 1'06.75	1'21.66 2'43.35 3'51.24 4'57.99	4'57.99
8	ITALY SCAFIDI Marco FRANCHETT Gianluigi SCARDONI Marco CASALI Kevin	ITA 1987 ITA 1994 ITA 1992 ITA 1993 ITA	ITALY	39.49 41.16 36.30 30.77	39.49 2'01.67 3'28.88 4'44.78	1'20.51 1'32.07 1'21.43 1'03.15	1'20.51 2'52.58 4'14.01 5'17.16	5'17.16
9	BRAZIL SILVA Andre' Do ZANGARELL Matheus ROCHA Ivan Jorg ANTONIO Charles F	BRA 1991 BRA 1994 BRA 1978 BRA 1989 BRA	BRAZIL	38.44 46.18 36.91 32.00	38.44 2'07.44 3'38.86 4'55.31	1'21.26 1'40.69 1'21.36 1'06.41	1'21.26 3'01.95 4'23.31 5'29.72	5'29.72

Issued: 03/10/2011 at 10:38

Results

POS	LN	RELAY	NAT	TEAM	50 m	Total	100 m	FINAL
		SURNAME & NAME	BORN NAT					
4x100 m Medley - Men								
Final								
Final								
1	4	JAPAN	JAP	JAPAN				4'21.68
		NAGAO Tomoyuki	1995 JPN		31.03	31.03	1'04.54	1'04.54
		TANAKA Yasuhiro	1989 JPN		34.96	1'39.50	1'15.54	2'20.08
		TSUGAWA Takuya	1992 JPN		29.21	2'49.29	1'04.15	3'24.23
		MIYAZAKI Satoru	1992 JPN		27.43	3'51.66	57.45	4'21.68
2	5	CANADA	CAN	CANADA				4'31.01
		RAHIER Adam	1988 CAN		33.00	33.00	1'06.74	1'06.74
		HEATH Michael	1989 CAN		36.30	1'43.04	1'18.58	2'25.32
		QING Michael	1992 CAN		30.19	2'55.51	1'04.44	3'29.76
		ROUSELLE Maxime	1993 CAN		28.95	3'58.71	1'01.25	4'31.01
3	2	HONG KONG	HKG	HONG KONG				4'33.25
		LEE Tsun Sang	1992 HKG		33.00	33.00	1'09.47	1'09.47
		WONG Ka Chung	1987 HKG		35.80	1'45.27	1'17.09	2'26.56
		AU Kai Lun	1993 HKG		29.31	2'55.87	1'03.29	3'29.85
		CHAN Ching	1991 HKG		29.79	3'59.64	1'03.40	4'33.25
4	6	AUSTRALIA	AUS	AUSTRALIA				4'34.41
		LEE David	1987 AUS		34.60	34.60	1'10.91	1'10.91
		DONACHIE Patrick	1983 AUS		35.16	1'46.07	1'17.84	2'28.75
		KILDUFF Mitchell	1996 AUS		28.85	2'57.60	1'01.73	3'30.48
		CHAN Ethan	1994 AUS		30.61	4'01.09	1'03.93	4'34.41
5	3	R.SOUTH AFRICA	RSA	SOUTH AFRICA				4'35.86
		GROENEWAL Martyn	1990 RSA		35.07	35.07	1'12.07	1'12.07
		WRIGHT Challis	1991 RSA		34.82	1'46.89	1'15.60	2'27.67
		GROENEWAL Craig	1979 RSA		29.71	2'57.38	1'05.12	3'32.79
		MAJOKA Siphon	1989 RSA		26.21	3'59.00	1'03.07	4'35.86
6	1	FRANCE	FRA	FRANCE				5'01.61
		TEJEIRO Frederic	1977 FRA		40.57	40.57	1'24.16	1'24.16
		DEFORGE Jacky	1985 FRA		36.37	2'00.53	1'21.84	2'46.00
		DUTTER Maxime	1984 FRA		29.57	3'15.57	1'08.66	3'54.66
		BLONDEL Sebastien	1980 FRA		31.30	4'25.96	1'06.95	5'01.61
7	7	VENEZUELA	VEN	VENEZUELA				5'10.88
		BERJEL Ruben	1991 VEN		36.88	36.88	1'17.13	1'17.13
		IZARRA Osvald	1990 VEN		39.61	1'56.74	1'25.31	2'42.44
		PENA Daniel	1987 VEN		33.82	3'16.26	1'17.06	3'59.50
		ESCALONA Harving	1989 VEN		34.81	4'34.31	1'11.38	5'10.88
8	8	ITALY	ITA	ITALY				5'19.90
		SCAFIDI Marco	1987 ITA		39.12	39.12	1'19.64	1'19.64
		FRANCHETT Gianluigi	1994 ITA		42.01	2'01.65	1'32.21	2'51.85
		SCARDONI Marco	1992 ITA		37.23	3'29.08	1'23.13	4'14.98
		CASALI Kevin	1993 ITA		31.91	4'46.89	1'04.92	5'19.90

Issued: 03/10/2011 at 17:46

Results

POS	LN	RELAY	NAT	TEAM	50 m	Total	100 m	FINAL
		SURNAME & NAME	BORN NAT					
4x100 m Medley - Women								
Final								
Heat								
1	4	AUSTRALIA	AUS	AUSTRALIA				5'10.75
		CORRY Taylor	1995 AUS		36.39	36.39	1'15.82	1'15.82
		FOWLER Amanda	1996 AUS		42.22	1'58.04	1'31.88	2'47.70
		HOLLAND Nerice	1988 AUS		34.75	3'22.45	1'16.86	4'04.56
		LEO Kara	1992 AUS		32.09	4'36.65	1'06.19	5'10.75
2	3	R.SOUTH AFRICA	RSA	SOUTH AFRICA				5'46.56
		KRIEL Christelle	1994 RSA		43.37	43.37	1'28.63	1'28.63
		FOWLER Cornelia	1980 RSA		47.50	2'16.13	1'42.67	3'11.30
		SMIT Dorothy	1985 RSA		37.24	3'48.54	1'27.25	4'38.55
		SMITH Yvonne	1990 RSA		32.59	5'11.14	1'08.01	5'46.56
3	6	ITALY	ITA	ITALY				6'41.74
		D'ODORICO Elena	1985 ITA		52.95	52.95	1'51.46	1'51.46
		OBERHAUSER Kathrin	1992 ITA		49.66	2'41.12	1'47.61	3'39.07
		CORRADIN Silvia	1983 ITA		42.37	4'21.44	1'38.12	5'17.19
		STUFANO Rosanna	1990 ITA		40.65	5'57.84	1'24.55	6'41.74
NOT CLASSIFIED								
5		HUNGARY	HUN	HUNGARY				DISQ
		KOHON Dzsener	1995 HUN		42.83	42.83	1'25.84	1'25.84
		BERCZI Zsafia	1981 HUN		42.38	2'08.22	1'33.23	2'59.07
		MEGGYESI Orsolya	1995 HUN		42.95	3'42.02	1'36.13	4'35.20
		TAPOLCZAI Viktória	1987 HUN		35.08	5'10.28	1'14.29	5'49.49

Irregular swimming Backstroke section

Issued: 03/10/2011 at 18:28



RESULTS



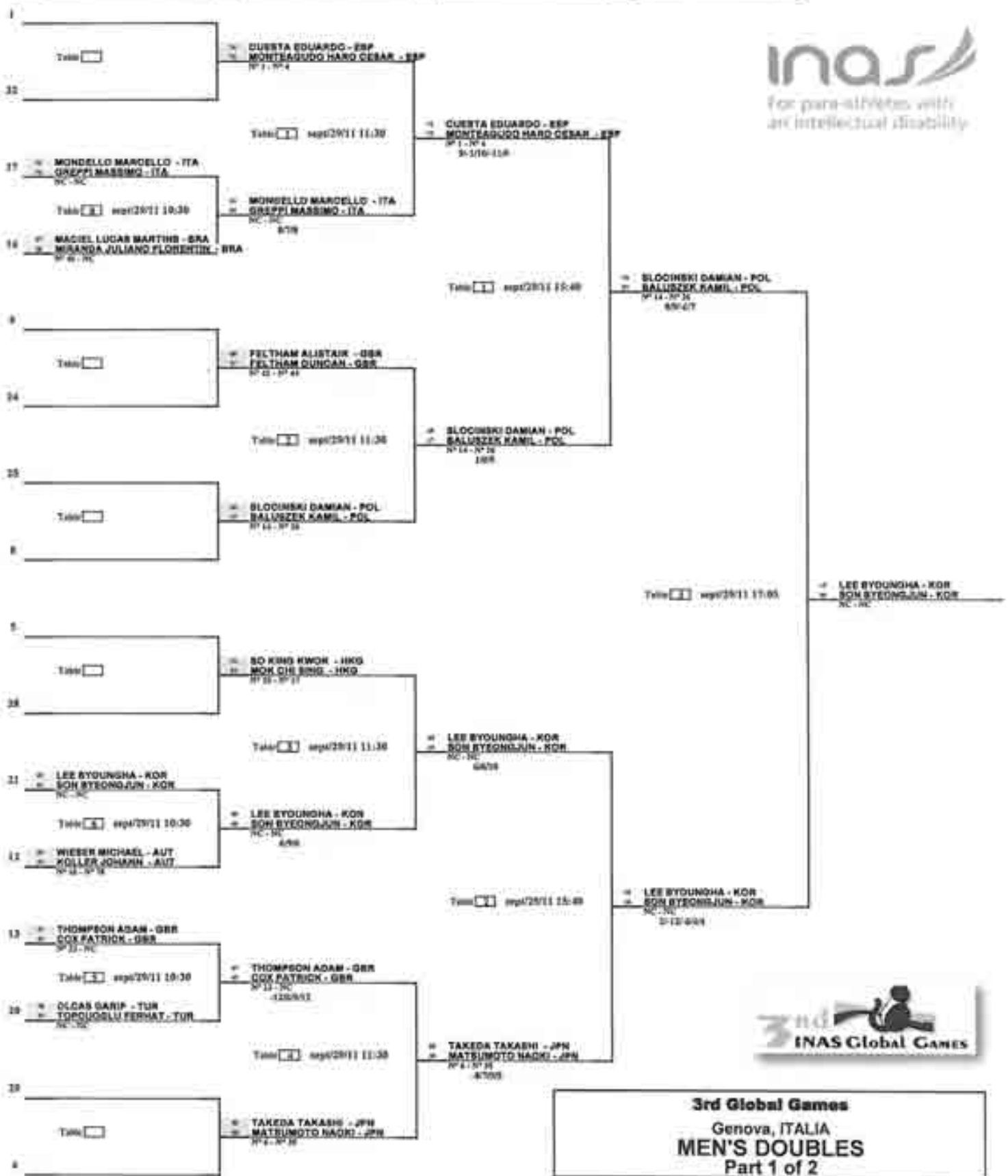


MEN'S

DOUBLES

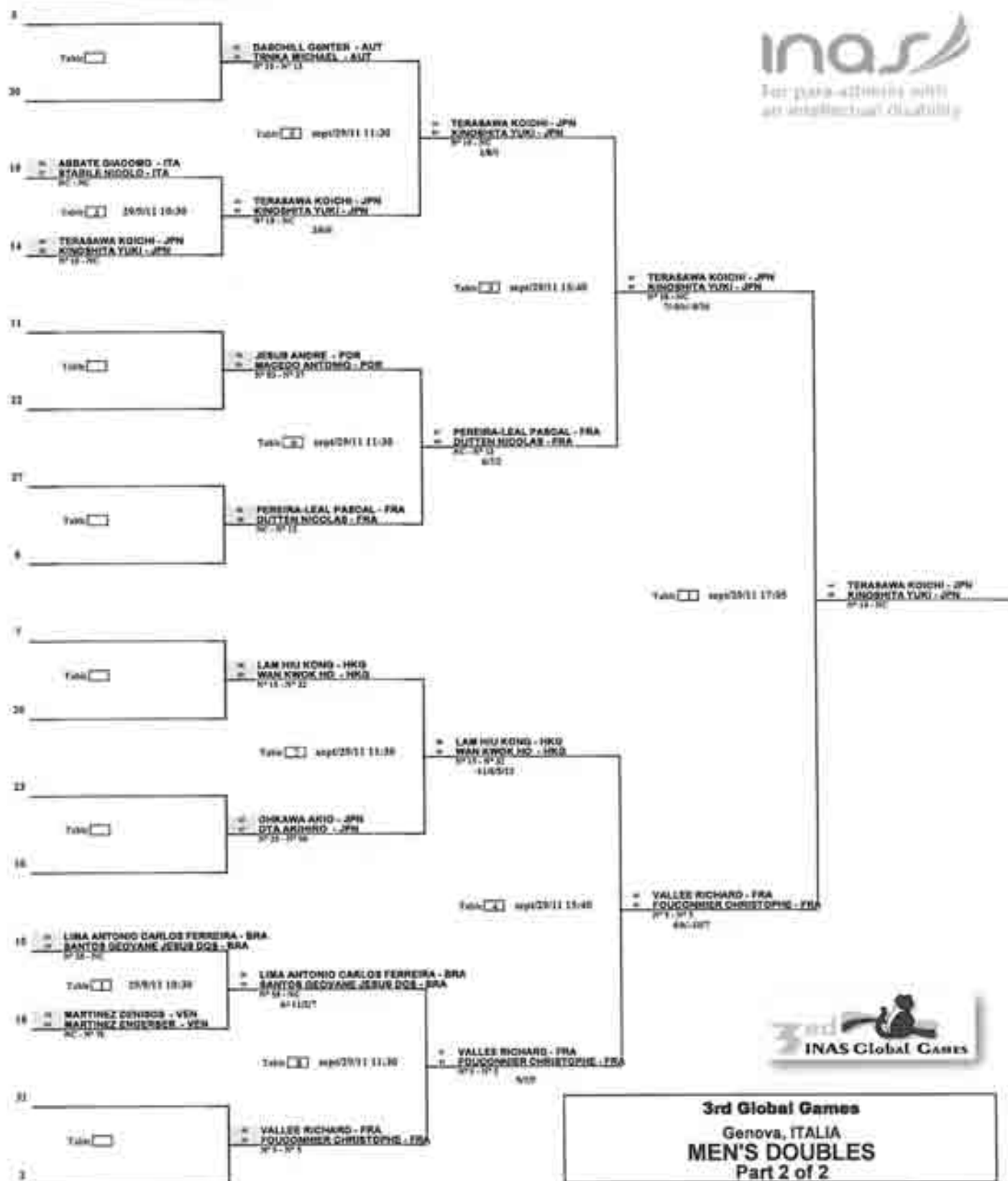


Round of 32	Round of 16	Quarter-Final	Semi-Final	Qualified for Final
sept/29/2011 10:30	sept/29/2011 11:30	sept/29/2011 15:40	sept/29/2011 17:05	



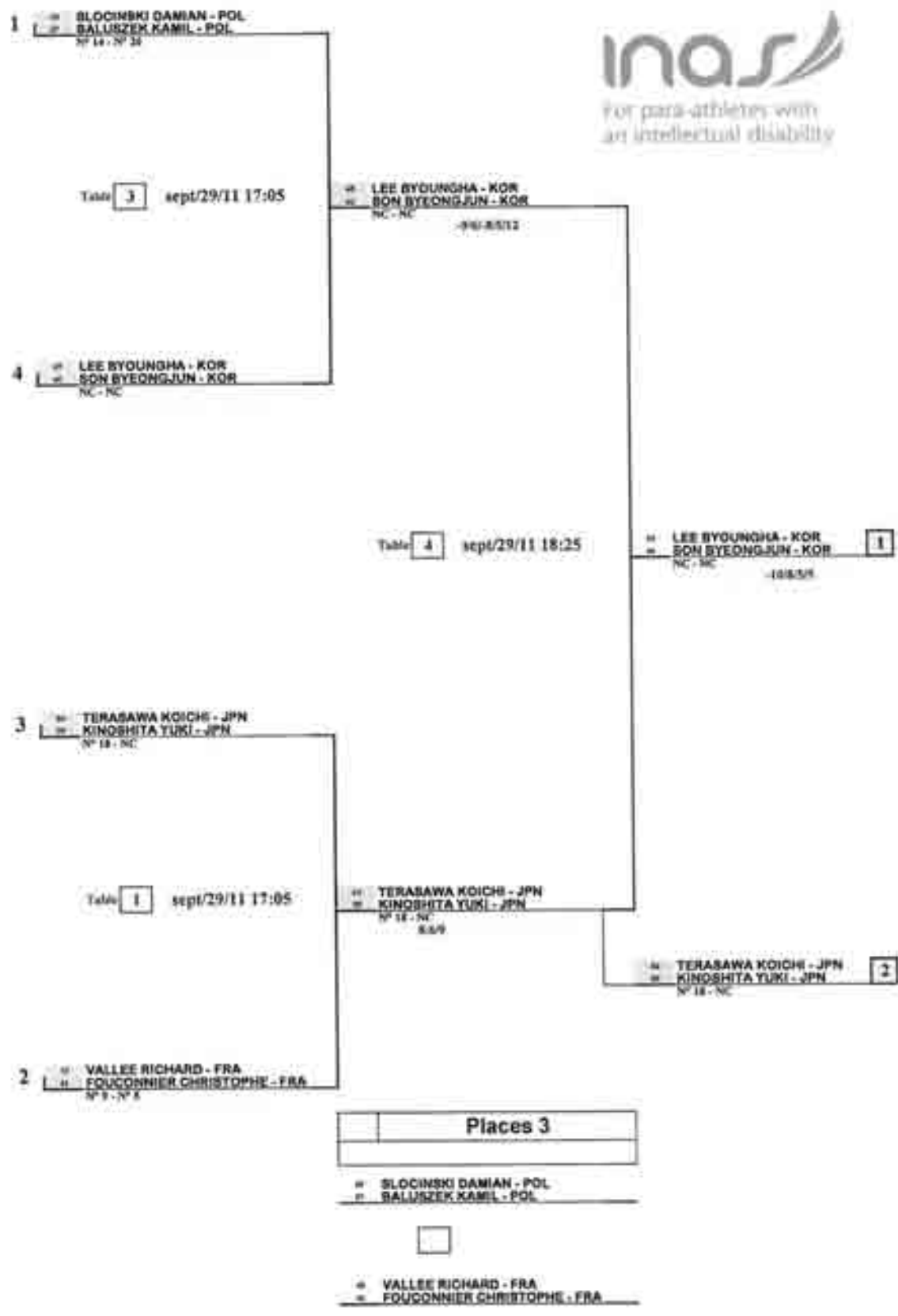
3rd Global Games
 Genova, ITALIA
MEN'S DOUBLES
 Part 1 of 2

Round of 32		Round of 16		Quarter-Final		Semi-Final		Qualified for Final	
sept/29/2011	11:30	sept/29/2011	11:30	sept/29/2011	15:40	sept/29/2011	17:05		



3rd Global Games
 Genova, ITALIA
MEN'S DOUBLES
 Part 2 of 2

Semi-Final		FINAL		WINNERS
sept/29/2011	17:05	sept/29/2011	18:25	



3rd Global Games
 Genova, ITALIA
MEN'S DOUBLES
 Final Draw

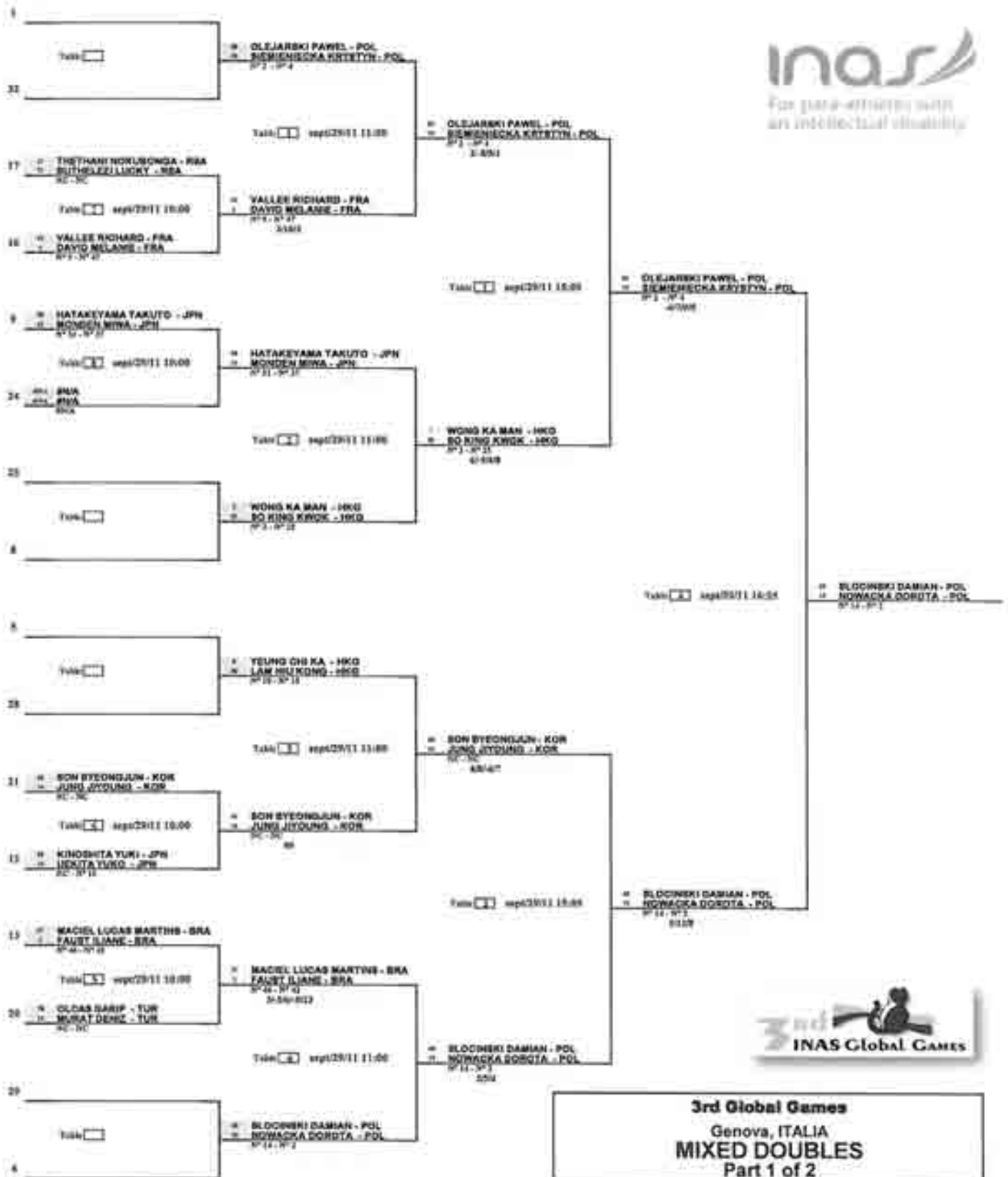


MIXED

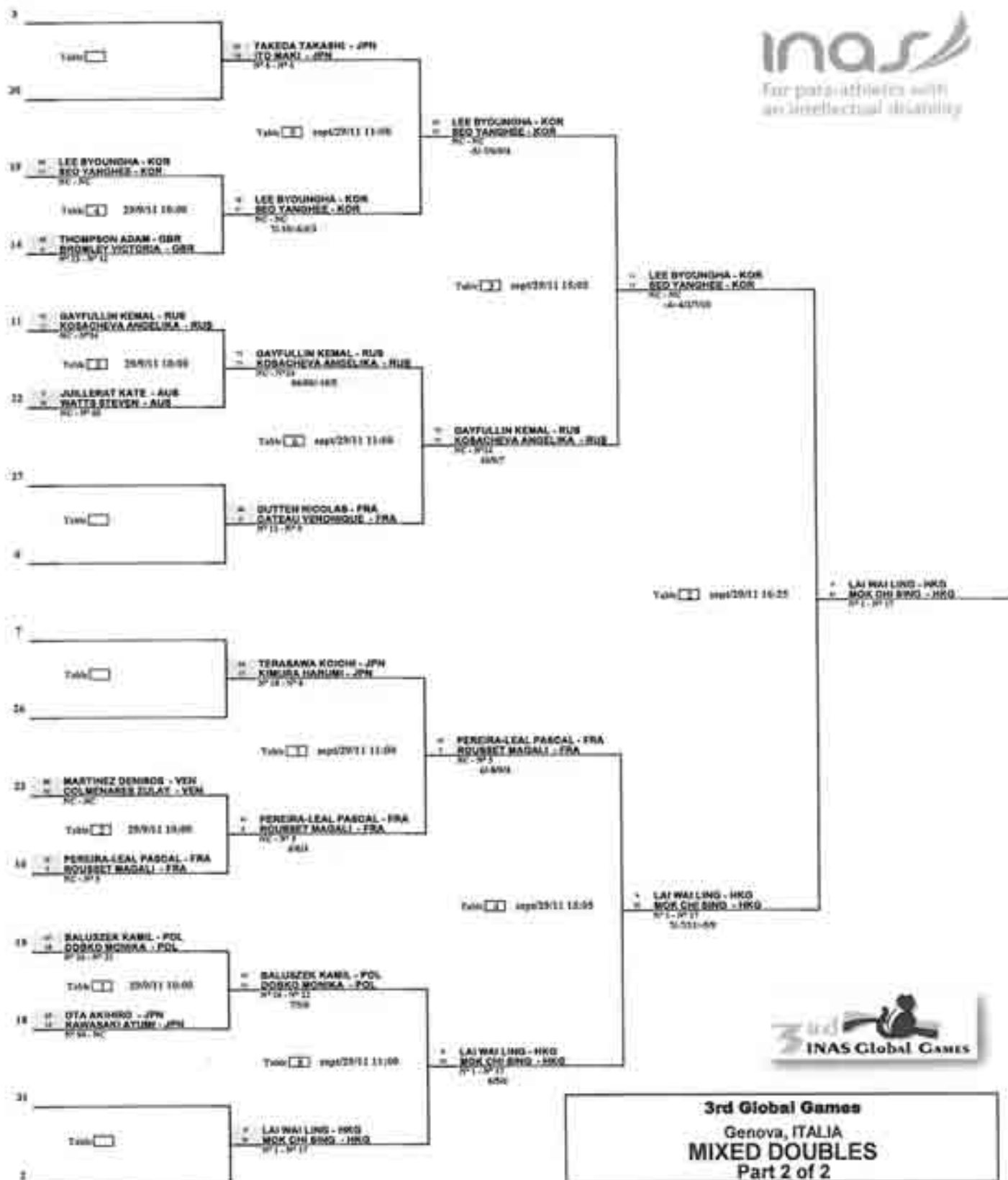
DOUBLES



Round of 32	Round of 16	Quarter-Final	Semi-Final	Qualified for Final
sept/29/2011 10:00	sept/29/2011 11:00	sept/29/2011 15:05	sept/29/2011 16:25	

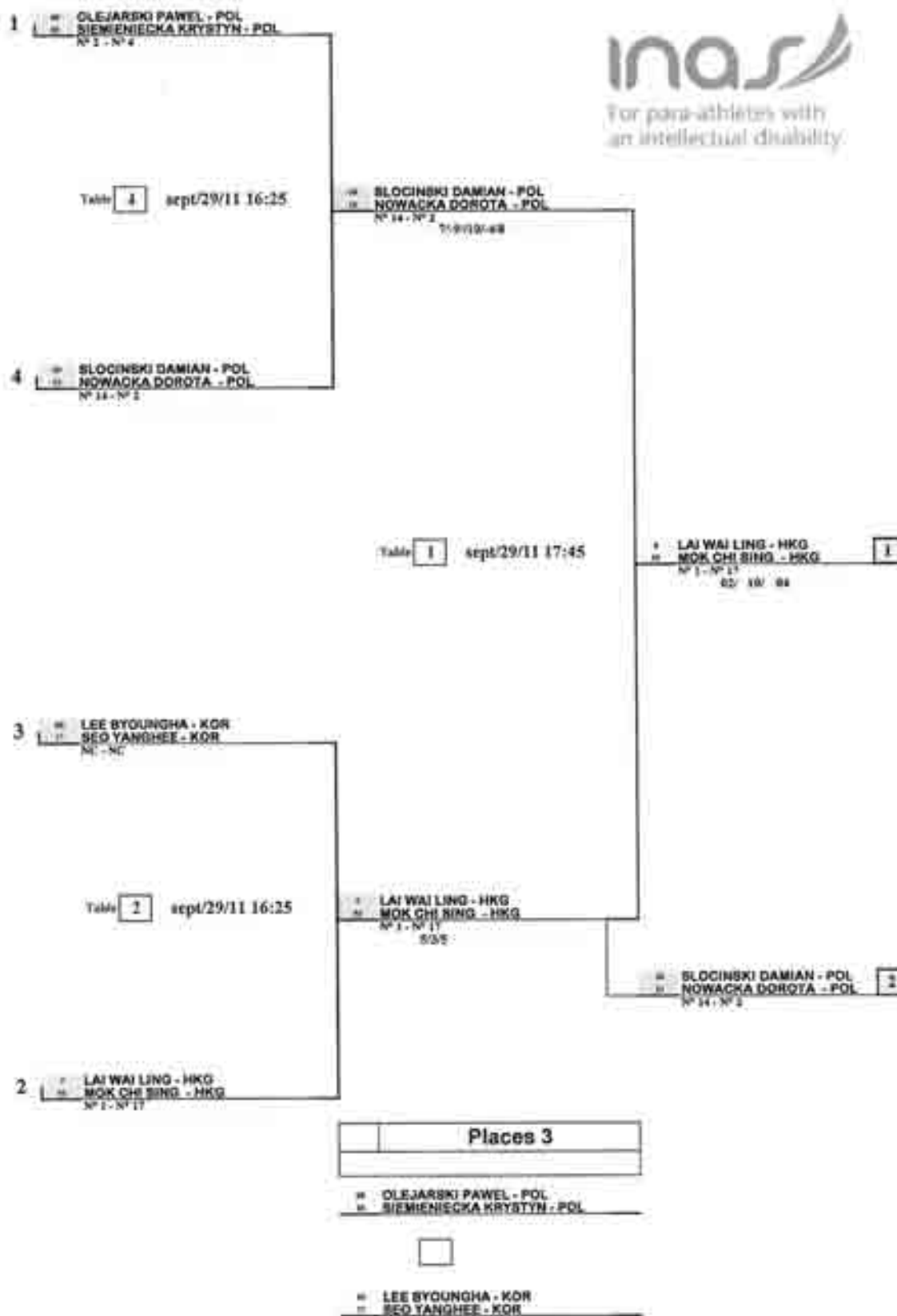


Round of 32	Round of 16	Quarter-Final	Semi-Final	Qualified for Final
sept/29/2011 11:00	sept/29/2011 11:00	sept/29/2011 15:05	sept/29/2011 16:25	



3rd Global Games
 Genova, ITALIA
MIXED DOUBLES
 Part 2 of 2

Semi-Final		FINAL		WINNERS	
sept/29/2011	16:25	sept/29/2011	17:45		



3rd Global Games
Genova, ITALIA
MIXED DOUBLES
Final Draw

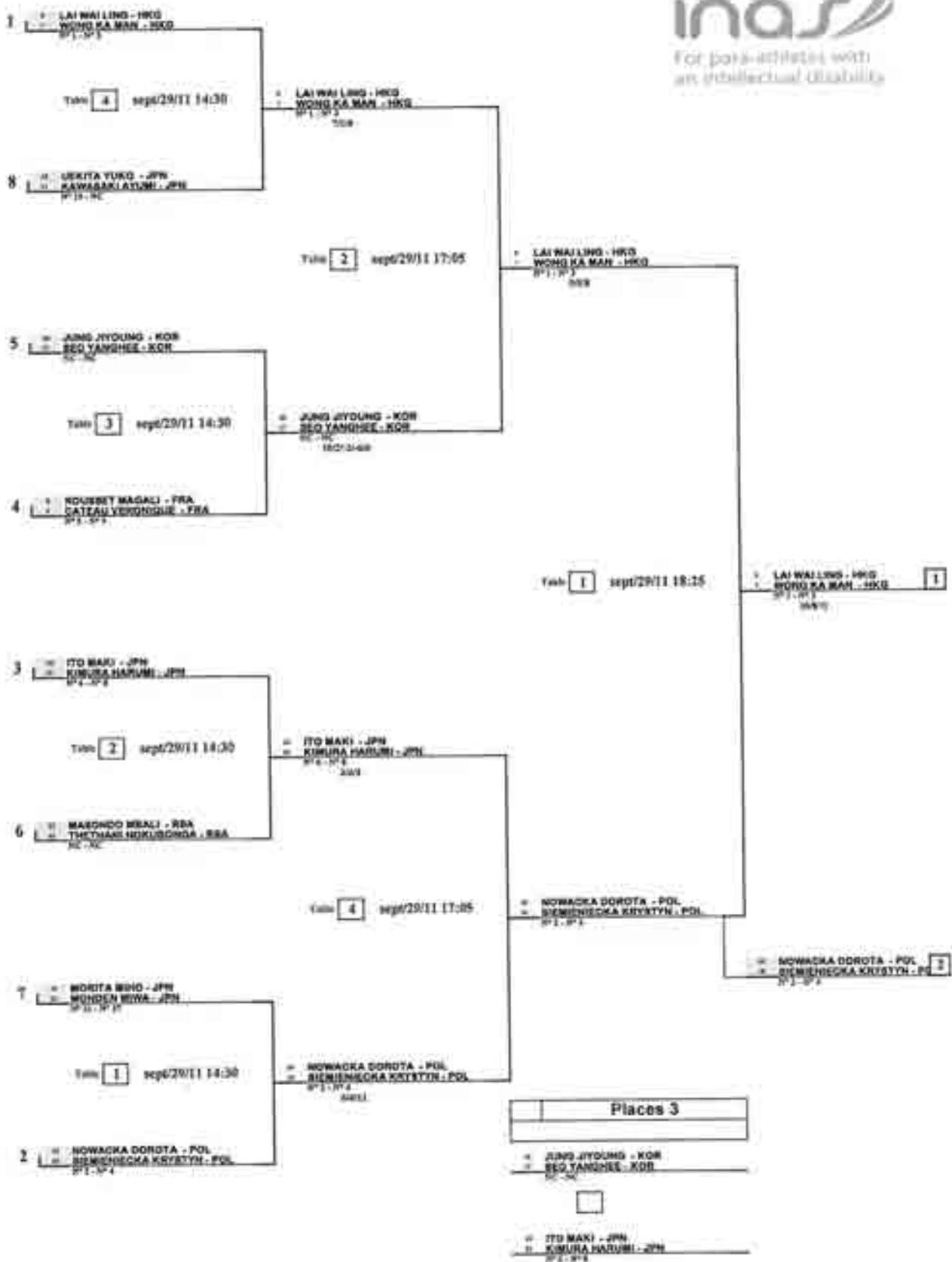


WOMEN'S

DOUBLES



Quarter-Final		Semi-Final		FINAL		WINNERS	
sept/29/2011	14:30	sept/29/2011	17:05	sept/29/2011	18:25		



3rd Global Games
 Genova, ITALIA
WOMEN'S DOUBLES
 Final Draw



RESULTS





MEN'S

SINGLE





**3rd Global Games
Genova, ITALIA**

MEN'S SINGLE

SERIES 1

GROUP : 1

DAY 4

	Back Number	FULL NAME	WORLD RANKING	ASSOCIATION
1	74	CUESTA EDUARDO	N° 1	ESP
2	37	MACIEL LUCAS MARTINS	N° 46	BRA
3	58	HATAKEYAMA TAKUTO	N° 51	JPN

Time Schedule

06/11/11 11:00
06/11/11 11:30
06/11/11 12:00

Time	Match	ORDER TO PLAY	GAMES							TOTAL GAMES	POINTS							
			1	2	3	4	5	6	7		1	2	3					
06/11/11 11:00	6	1 - 3	CUESTA EDUARDO - ESP	-	HATAKEYAMA TAKUTO - JPN	07	03	01				X	X	X	3		2	1
06/11/11 11:30	6	1 - 2	CUESTA EDUARDO - ESP	-	MACIEL LUCAS MARTINS - BRA	08	05	07				X	X	X	3		2	1
06/11/11 12:00	6	2 - 3	MACIEL LUCAS MARTINS - BRA	-	HATAKEYAMA TAKUTO - JPN	08	09	03	01	08		X	X	X	3	2		1
Total of Points																		
Rank 1 to 3																		

Classification:

1-	74	CUESTA EDUARDO - ESP
2-	37	MACIEL LUCAS MARTINS - BRA
3-	58	HATAKEYAMA TAKUTO - JPN

The Referee:

BOUYER GUY

MEN'S SINGLE
SERIES 1
GROUP : 2
DAY : 4

	Back Numbers	FULL NAME	WORLD RANKING	ASSOCIATION
1	68	OLEJARSKI PAWEL	N° 1	POL
2	47	FELTHAM DUNCAN	N° 44	GBR
3	36	LIMA ANTONIO CARLOS FERREIRA	N° 58	BRA
4	65	LEE BYOUNGHA	NC	KOR

Match	Schedule	Time	ORDER TO PLAY	GAMES							TOTAL GAMES	POINTS							
				1	2	3	4	5	6	7		1	2	3	4				
1 - 3	04/11 11:00	1	OLEJARSKI PAWEL - POL -	LIMA ANTONIO CARLOS FERREIRA - BRA	04	03	04					3		2		1			
2 - 4	04/11 11:20	1	FELTHAM DUNCAN - GBR -	LEE BYOUNGHA - KOR	01	01	01					3			1		2		
1 - 2	04/11 11:40	1	OLEJARSKI PAWEL - POL -	FELTHAM DUNCAN - GBR	02	03	02					3		2	1				
3 - 4	04/11 12:00	1	LIMA ANTONIO CARLOS FERREIRA -	LEE BYOUNGHA - KOR	01	01	01					3				1	2		
1 - 4	04/11 12:20	1	OLEJARSKI PAWEL - POL -	LEE BYOUNGHA - KOR	03	05	07	07	06			3	3	2				1	
2 - 3	04/11 12:40	1	FELTHAM DUNCAN - GBR -	LIMA ANTONIO CARLOS FERREIRA - BRA	06	01	04					3			1	2			
											TOTAL of POINTS		6				3	4	5
											CLASSIFICATION		1				4	3	2

Rank	Back	Full Name
1st	68	OLEJARSKI PAWEL - POL
2nd	65	LEE BYOUNGHA - KOR
3rd	36	LIMA ANTONIO CARLOS FERREIRA - BRA
4th	47	FELTHAM DUNCAN - GBR

OK

The Referee: BOUYER GINA

MEN'S SINGLE
SERIES 1
GROUP : 3
DAY : 4

	Back Numbers	FULL NAME	WORLD RANKING	ASSOCIATION
1	75	MONTEAGUDO HARO CESAR	N° 4	ESP
2	46	FELTHAM ALISTAIR	N° 42	GBR
3	31	WATTS STEVEN	N° 65	AUS
4	57	STABILE NICOLA	NC	ITA

Match	Schedule	Time	ORDER TO PLAY	GAMES							TOTAL GAMES	POINTS							
				1	2	3	4	5	6	7		1	2	3	4				
1 - 3	04/11 11:00	5	MONTEAGUDO HARO CESAR - ESP -	WATTS STEVEN - AUS	07	04	04					3		2		1			
2 - 4	04/11 11:20	5	FELTHAM ALISTAIR - GBR -	STABILE NICOLA - ITA	00	01	08	04				3	1		2		1		
1 - 2	04/11 11:40	5	MONTEAGUDO HARO CESAR - ESP -	FELTHAM ALISTAIR - GBR	00	04	04					3		2	1				
3 - 4	04/11 12:00	5	WATTS STEVEN - AUS -	STABILE NICOLA - ITA	07	07	08	08				3	1			2	1		
1 - 4	04/11 12:20	5	MONTEAGUDO HARO CESAR - ESP -	STABILE NICOLA - ITA	04	01	04					3		2			1		
2 - 3	04/11 12:40	5	FELTHAM ALISTAIR - GBR -	WATTS STEVEN - AUS	00	00	08	04				1	3		1	2			
											TOTAL of POINTS		6				4	5	3
											CLASSIFICATION		1				3	2	4

Rank	Back	Full Name
1st	75	MONTEAGUDO HARO CESAR - ESP
2nd	31	WATTS STEVEN - AUS
3rd	46	FELTHAM ALISTAIR - GBR
4th	57	STABILE NICOLA - ITA

OK

The Referee: BOUYER GINA

MEN'S SINGLE
SERIES 1
GROUP : 4
DAY : 4

	Back Numbers	FULL NAME	WORLD RANKING	ASSOCIATION
1	41	FOUCONNIER CHRISTOPHE	N° 5	FRA
2	60	MATSUMOTO NAOKI	N° 35	JPN
3	81	MARTINEZ ENGERBER	N° 76	VEN
4	45	COX PATRICK	NC	GBR

Match	Schedule	Table	ORDER TO PLAY	GAMES							TOTAL GAMES	POINTS					
				1	2	3	4	5	6	7		1	2	3	4		
1 - 3	sat/11/11/08	8	FOUCONNIER CHRISTOPHE - FRA - MATRINEZ ENGERBER - VEN	00	00	00					3		2		1		
2 - 4	sat/11/11/08	8	MATSUMOTO NAOKI - JPN - COX PATRICK - GBR	1	05	05	04				3			2			1
1 - 2	sat/11/11/08	8	FOUCONNIER CHRISTOPHE - FRA - MATSUMOTO NAOKI - JPN	08	00	00	08				1	3	1	2			
3 - 4	sat/11/11/08	8	MARTINEZ ENGERBER - VEN - COX PATRICK - GBR	00	00	04	00				1	3			1	2	
1 - 4	sat/11/11/08	8	FOUCONNIER CHRISTOPHE - FRA - COX PATRICK - GBR	05	00	00					3		2				1
2 - 3	sat/11/11/08	8	MATSUMOTO NAOKI - JPN - MARTINEZ ENGERBER - VEN	01	00	00					3			2	1		
				TOTAL of POINTS							5				6	3	4
				CLASSIFICATION							2				1	4	3

Classification:

OK

1 st	60	MATSUMOTO NAOKI - JPN
2 nd	41	FOUCONNIER CHRISTOPHE - FRA
3 rd	45	COX PATRICK - GBR
4 th	81	MARTINEZ ENGERBER - VEN

The Referee:

BOLIVER Gibis

MEN'S SINGLE
SERIES 1
GROUP : 5
DAY : 4

	Back Numbers	FULL NAME	WORLD RANKING	ASSOCIATION
1	63	TAKEDA TAKASHI	N° 6	JPN
2	71	MACEDO ANTONIO	N° 37	POR
3	33	KOLLER JOHANN	N° 78	AUT
4	55	GREPPI MASSIMO	NC	ITA

Match	Schedule	Table	ORDER TO PLAY	GAMES							TOTAL GAMES	POINTS					
				1	2	3	4	5	6	7		1	2	3	4		
1 - 3	sat/11/11/08	3	TAKEDA TAKASHI - JPN - KOLLER JOHANN - AUT	06	00	00					3		2		1		
2 - 4	sat/11/11/08	3	MACEDO ANTONIO - POR - GREPPI MASSIMO - ITA	06	00	04					3			1			2
1 - 2	sat/11/11/08	3	TAKEDA TAKASHI - JPN - MACEDO ANTONIO - POR	06	08	00					3		1	1			
3 - 4	sat/11/11/08	3	KOLLER JOHANN - AUT - GREPPI MASSIMO - ITA	00	00	00					3				1	2	
1 - 4	sat/11/11/08	3	TAKEDA TAKASHI - JPN - GREPPI MASSIMO - ITA	00	00	00					3		2				1
2 - 3	sat/11/11/08	3	MACEDO ANTONIO - POR - KOLLER JOHANN - AUT	00	00	00	00				1	3			1	2	
				TOTAL of POINTS							6				3	4	5
				CLASSIFICATION							1				4	3	2

Classification:

OK

1 st	63	TAKEDA TAKASHI - JPN
2 nd	55	GREPPI MASSIMO - ITA
3 rd	33	KOLLER JOHANN - AUT
4 th	71	MACEDO ANTONIO - POR

The Referee:

BOLIVER Gibis

MEN'S SINGLE
SERIES 1
GROUP : 6
DAY : 4

	Back Numbers	FULL NAME	WORLD RANKING	ASSOCIATION
1	76	PONCE ROMERO OSCAR	N° 7	ESP
2	53	WAN KWOK HO	N° 32	HKG
3	70	JESUS ANDRE	N° 83	POR
4	80	MARTINEZ DENISOS	NC	VEN

Match	Schedule	Table	ORDER TO PLAY	GAMES							TOTAL GAMES	POINTS														
				1	2	3	4	5	6	7		1	2	3	4											
1 - 3	04/11 9:00	1	PONCE ROMERO OSCAR - ESP - JESUS ANDRE - POR	10	01	02					3	2		1												
2 - 4	04/11 9:20	1	WAN KWOK HO - HKG - MARTINEZ DENISOS - VEN	05	09	05	06	06			2	3		1	2											
1 - 2	04/11 9:40	1	PONCE ROMERO OSCAR - ESP - WAN KWOK HO - HKG	06	04	06					3	2	1													
3 - 4	04/11 10:00	1	JESUS ANDRE - POR - MARTINEZ DENISOS - VEN	03	04	03					3			1	2											
1 - 4	04/11 10:20	1	PONCE ROMERO OSCAR - ESP - MARTINEZ DENISOS - VEN	05	04	03					3	2			1											
2 - 3	04/11 10:40	1	WAN KWOK HO - HKG - JESUS ANDRE - POR	08	03	09					3		2	1												
				TOTAL of POINTS							8				4				3				5			
				CLASSIFICATION							1				3				4				2			

Classification:

OR

TOTAL of POINTS

CLASSIFICATION

1 st	76	PONCE ROMERO OSCAR - ESP
2 nd	80	MARTINEZ DENISOS - VEN
3 rd	53	WAN KWOK HO - HKG
4 th	70	JESUS ANDRE - POR

The Referee:

BOU/VER Gilis

MEN'S SINGLE
SERIES 1
GROUP : 7
DAY : 4

	Back Numbers	FULL NAME	WORLD RANKING	ASSOCIATION
1	43	VALLEE RICHARD	N° 9	FRA
2	61	OHKAWA AKIO	N° 29	JPN
3	38	MIRANDA JULIANO FLORENTIN	NC	BRA
4	66	SON BYEONGJUN	NC	KOR

Match	Schedule	Table	ORDER TO PLAY	GAMES							TOTAL GAMES	POINTS														
				1	2	3	4	5	6	7		1	2	3	4											
1 - 3	04/11 9:00	2	VALLEE RICHARD - FRA - MIRANDA JULIANO FLORENTIN - BRA	07	01	07					3	2		1												
2 - 4	04/11 9:20	2	OHKAWA AKIO - JPN - SON BYEONGJUN - KOR	06	01	05					3		1		2											
1 - 2	04/11 9:40	2	VALLEE RICHARD - FRA - OHKAWA AKIO - JPN	03	09	05					3	2	1													
3 - 4	04/11 10:00	2	MIRANDA JULIANO FLORENTIN - BRA - SON BYEONGJUN - KOR	06	07	05					3			1	2											
1 - 4	04/11 10:20	2	VALLEE RICHARD - FRA - SON BYEONGJUN - KOR	08	03	06	08				3	1	2		1											
2 - 3	04/11 10:40	2	OHKAWA AKIO - JPN - MIRANDA JULIANO FLORENTIN - BRA	07	04	05	09				3	1		2	1											
				TOTAL of POINTS							6				4				3				5			
				CLASSIFICATION							1				3				4				2			

Classification:

OR

TOTAL of POINTS

CLASSIFICATION

1 st	43	VALLEE RICHARD - FRA
2 nd	66	SON BYEONGJUN - KOR
3 rd	61	OHKAWA AKIO - JPN
4 th	38	MIRANDA JULIANO FLORENTIN - BRA

The Referee:

BOU/VER Gilis

MEN'S SINGLE

SERIES 1

GROUP : 8

DAY : 4

	Back Numbers	FULL NAME	WORLD RANKING	ASSOCIATION
1	32	DASCHILL GÜNTER	N° 10	AUT
2	57	BALUSZEK KAMIL	N° 26	POL
3	62	OTA AKIHIRO	N° 98	JPN
4	73	BUTHELEZI LUCKY	NC	RSA

Match	Schedule	Table	ORDER TO PLAY	GAMES							TOTAL GAMES	POINTS					
				1	2	3	4	5	6	7		1	2	3	4		
1 - 3	09:00	3	DASCHILL GÜNTER - AUT - OTA AKIHIRO - JPN	08	11	08	08	11			3	2	2		1		
2 - 4	09:30	3	BALUSZEK KAMIL - POL - BUTHELEZI LUCKY - RSA	04	04	01					2			2		1	
1 - 2	10:00	3	DASCHILL GÜNTER - AUT - BALUSZEK KAMIL - POL	00	07	04					3		1	2			
3 - 4	10:30	3	OTA AKIHIRO - JPN - BUTHELEZI LUCKY - RSA	03	07	01					3				2	1	
1 - 4	11:00	3	DASCHILL GÜNTER - AUT - BUTHELEZI LUCKY - RSA	04	04	04					2		2			1	
2 - 3	11:30	3	BALUSZEK KAMIL - POL - OTA AKIHIRO - JPN	04	06	04					3			2	1		
				TOTAL of POINTS								5	6	4	3		
				CLASSIFICATION								2	1	3	4		

Classification:

OR

TOTAL of POINTS

CLASSIFICATION

1 st	57	BALUSZEK KAMIL - POL
2 nd	32	DASCHILL GÜNTER - AUT
3 rd	62	OTA AKIHIRO - JPN
4 th	73	BUTHELEZI LUCKY - RSA

The Referee:

BOUYER Gilles

MEN'S SINGLE

SERIES 1

GROUP : 9

DAY : 4

	Back Numbers	FULL NAME	WORLD RANKING	ASSOCIATION
1	40	DUTTEN NICOLAS	N° 12	FRA
2	52	SO KING KWOK	N° 25	HKG
3	59	SANTOS GEOVANE JESUS DOS	NC	BRA
4	70	TOPCUOGLU FERHAT	NC	TUR

Match	Schedule	Table	ORDER TO PLAY	GAMES							TOTAL GAMES	POINTS					
				1	2	3	4	5	6	7		1	2	3	4		
1 - 3	09:00	4	DUTTEN NICOLAS - FRA - SANTOS GEOVANE JESUS DOS - BRA	01	01	08					3		2		1		
2 - 4	09:30	4	SO KING KWOK - HKG - TOPCUOGLU FERHAT - TUR	00	00	00					3			3		1	
1 - 2	10:00	4	DUTTEN NICOLAS - FRA - SO KING KWOK - HKG	08	10	07	04				1	3	1	2			
3 - 4	10:30	4	SANTOS GEOVANE JESUS DOS - BRA - TOPCUOGLU FERHAT - TUR	01	05	07	07	05			2	3			1	2	
1 - 4	11:00	4	DUTTEN NICOLAS - FRA - TOPCUOGLU FERHAT - TUR	04	04	04	00				3	1	2			1	
2 - 3	11:30	4	SO KING KWOK - HKG - SANTOS GEOVANE JESUS DOS - BRA	08	05	04					2			2	1		
				TOTAL of POINTS								5	6	3	4		
				CLASSIFICATION								2	1	3	4		

Classification:

OR

TOTAL of POINTS

CLASSIFICATION

1 st	52	SO KING KWOK - HKG
2 nd	40	DUTTEN NICOLAS - FRA
3 rd	70	TOPCUOGLU FERHAT - TUR
4 th	59	SANTOS GEOVANE JESUS DOS - BRA

The Referee:

BOUYER Gilles

MEN'S SINGLE
SERIES 1
GROUP : 10
DAY : 4

	Back Numbers	FULL NAME	WORLD RANKING	ASSOCIATION
1	34	TRNKA MICHAEL	N° 13	AUT
2	49	THOMPSON ADAM	N° 23	GBR
3	59	KINOSHITA YUKI	NC	JPN
4	54	ABBATE GIACOMO	NC	ITA

Match	Schedule	Time	ORDER TO PLAY		GAMES							TOTAL GAMES	POINTS					
					1	2	3	4	5	6	7		1	2	3	4		
1 - 2	00:11:15-00	5	TRNKA MICHAEL - AUT	-	KINOSHITA YUKI - JPN	00	00	00						3	1		2	
2 - 4	00:11:15-20	5	THOMPSON ADAM - GBR	-	ABBATE GIACOMO - ITA	00	04	07						3		2		1
1 - 3	00:11:15-40	5	TRNKA MICHAEL - AUT	-	THOMPSON ADAM - GBR	00	00	00						3	1	2		
3 - 4	00:11:15-00	5	KINOSHITA YUKI - JPN	-	ABBATE GIACOMO - ITA	00	07	00						3			2	1
1 - 4	00:11:15-20	5	TRNKA MICHAEL - AUT	-	ABBATE GIACOMO - ITA	00	04	00						3	2			1
2 - 3	00:11:15-40	5	THOMPSON ADAM - GBR	-	KINOSHITA YUKI - JPN	00	00	04						3		2	1	
					TOTAL of POINTS								4	6	5	3		
					CLASSIFICATION								3	1	2	4		

Rank:

1st	49	THOMPSON ADAM - GBR
2nd	59	KINOSHITA YUKI - JPN
3rd	34	TRNKA MICHAEL - AUT
4th	54	ABBATE GIACOMO - ITA

OK

The Referee:

BOLVER GIBB

MEN'S SINGLE
SERIES 1
GROUP : 11
DAY : 4

	Back Numbers	FULL NAME	WORLD RANKING	ASSOCIATION
1	69	SLOCINSKI DAMIAN	N° 14	POL
2	48	JARVIS JEFFREY	N° 20	GBR
3	79	OLCAS GARIP	NC	TUR
4	44	FREUND HARTMUT	NC	GER

Match	Schedule	Time	ORDER TO PLAY		GAMES							TOTAL GAMES	POINTS					
					1	2	3	4	5	6	7		1	2	3	4		
1 - 3	00:11:15-00	6	SLOCINSKI DAMIAN - POL	-	OLCAS GARIP - TUR	00	00	00	04					3	1		2	
2 - 4	00:11:15-20	6	JARVIS JEFFREY - GBR	-	FREUND HARTMUT - GER	00	00	00						3		1		2
1 - 2	00:11:15-40	6	SLOCINSKI DAMIAN - POL	-	JARVIS JEFFREY - GBR	00	00	00						3	2	1		
3 - 4	00:11:15-00	6	OLCAS GARIP - TUR	-	FREUND HARTMUT - GER	00	00	11	00	00				2	3		1	2
1 - 4	00:11:15-20	6	SLOCINSKI DAMIAN - POL	-	FREUND HARTMUT - GER	00	04	00						3	2			1
2 - 3	00:11:15-40	6	JARVIS JEFFREY - GBR	-	OLCAS GARIP - TUR	00	00	00						3		1	2	
					TOTAL of POINTS								6	3	4	5		
					CLASSIFICATION								1	4	3	2		

Classification:

1st	69	SLOCINSKI DAMIAN - POL
2nd	44	FREUND HARTMUT - GER
3rd	79	OLCAS GARIP - TUR
4th	48	JARVIS JEFFREY - GBR

OK

The Referee:

BOLVER GIBB

MEN'S SINGLE
SERIES 1
GROUP : 12
DAY : 4

	Back Numbers	FULL NAME	WORLD RANKING	ASSOCIATION
1	50	LAM HUI KONG	N° 15	HKG
2	64	TERASAWA KOICHI	N° 18	JPN
3	56	MONDELLO MARCELLO	NC	ITA
4	77	MOUAKHAR ANIS	NC	TUN

Match	Schedule	Table	ORDER TO PLAY	GAMES							TOTAL GAMES	POINTS			
				1	2	3	4	5	6	7		1	2	3	4
1 - 2	04/11 9:00	7	LAM HUI KONG - HKG - MONDELLO MARCELLO - ITA	02	02	04					3	1		2	
2 - 4	04/11 9:20	7	TERASAWA KOICHI - JPN - MOUAKHAR ANIS - TUN	01	06	08	01				3		2		1
1 - 3	04/11 9:40	7	LAM HUI KONG - HKG - TERASAWA KOICHI - JPN	01	01	01					3	1	2		
3 - 4	04/11 10:00	7	MONDELLO MARCELLO - ITA - MOUAKHAR ANIS - TUN	02	01	01					3			2	1
1 - 4	04/11 10:20	7	LAM HUI KONG - HKG - MOUAKHAR ANIS - TUN	08	04	06	04				3	1	2		1
2 - 3	04/11 10:40	7	TERASAWA KOICHI - JPN - MONDELLO MARCELLO - ITA	04	06	05					3		1	2	
				TOTAL of POINTS								4	5	6	3
				CLASSIFICATION								3	2	1	4

Classification:

OK

TOTAL of POINTS

CLASSIFICATION

1st	56	MONDELLO MARCELLO - ITA
2nd	64	TERASAWA KOICHI - JPN
3rd	50	LAM HUI KONG - HKG
4th	77	MOUAKHAR ANIS - TUN

The Referee:

BOUYER GINA

MEN'S SINGLE
SERIES 1
GROUP : 13
DAY : 4

	Back Numbers	FULL NAME	WORLD RANKING	ASSOCIATION
1	35	WIESER MICHAEL	N° 16	AUT
2	21	MOK CHI SING	N° 17	HKG
3	42	PEREIRA-LEAL PASCAL	NC	FRA
4	72	GAYFULLIN KEMAL	NC	RUS

Match	Schedule	Table	ORDER TO PLAY	GAMES							TOTAL GAMES	POINTS			
				1	2	3	4	5	6	7		1	2	3	4
1 - 2	04/11 9:00	8	WIESER MICHAEL - AUT - PEREIRA-LEAL PASCAL - FRA	02	04	01					3	1		2	
2 - 4	04/11 9:20	8	MOK CHI SING - HKG - GAYFULLIN KEMAL - RUS	06	06	06					3		2		1
1 - 3	04/11 9:40	8	WIESER MICHAEL - AUT - MOK CHI SING - HKG	02	01	01					3	1	2		
3 - 4	04/11 10:00	8	PEREIRA-LEAL PASCAL - FRA - GAYFULLIN KEMAL - RUS	02	02	04					3			2	1
1 - 4	04/11 10:20	8	WIESER MICHAEL - AUT - GAYFULLIN KEMAL - RUS	03	08	04	02	07			3	2	2		1
2 - 3	04/11 10:40	8	MOK CHI SING - HKG - PEREIRA-LEAL PASCAL - FRA	07	04	07					3		1	2	
				TOTAL of POINTS								4	5	6	3
				CLASSIFICATION								3	2	1	4

Classification:

OK

TOTAL of POINTS

CLASSIFICATION

1st	42	PEREIRA-LEAL PASCAL - FRA
2nd	21	MOK CHI SING - HKG
3rd	35	WIESER MICHAEL - AUT
4th	72	GAYFULLIN KEMAL - RUS

The Referee:

BOUYER GINA

Men's Single

Part 1 of 2
06/07/11 15:00

Part 2 of 2
06/07/11 16:00

1	14	1st Round 1	CUESTA YLLARDO	ESP
17	31		DASCHELL GORTER	AUT
16	31		MOK CHU SING	HKG
9	16		MONDELLO MARCELL	ITA
24	41		FOCCONIER CERIBIT	FRA
25	16		LEE BYUNGJUNA	KOR
8	16	1st Round 1 to 8	TAREDA TAKAHIT	JPN
5	41	1st Round 1 to 8	VALLER BICHARD	FRA
21	46		MARTINEZ DENISO	VEN
12	16		ILCINOSKI BARBAN	POL
13	17		HO KING KWHE	HKG
20	16		KINOSHITA YUKI	JPN
4	15	1st Round 1 to 4	MONTAGERO ILLARO	ESP

3	46	1st Round 1 to 8	MATSUMOTO NAOKI	JPN
19	46		GREFFI RALFANDRO	ITA
14	46		BUTTEN NICOLAS	FRA
11	46		THOMPSON ADAM	GIB
22	11		WATTS STEVEN	AUS
6	41	1st Round 1 to 8	BALUTZEK KAMEL	POL
7	16	1st Round 1 to 8	PODCEK ROBERTO OSC	ESP
26	16		TERAKAWA KOICHI	JPN
23	47		MATEU LOGAN MARK	IRL
10	41		PEREIRA LEAL PASCAL	FRA
15	44		FRUND HARTMUT	GER
18	46		MOSTBYENSGJEN	NOR
2	46	1st Round 1 to 4	DE LAHARTE PAVEL	POL

RESULT GROUP 3		RESULT GROUP 2		RESULT GROUP 3		RESULT GROUP 3		
No	Full Name	No	Full Name	No	Full Name	No	Full Name	
1	CUESTA YLLARDO	ESP 3	18	DE LAHARTE PAVEL	POL 1	18	MONTAGERO ILLARO	ESP 3
2	MATEU LOGAN MARK	IRL 2	15	LEE BYUNGJUNA	KOR 2	15	MATSUMOTO NAOKI	JPN 1
3	MATEU LOGAN MARK	IRL 2	15	LEE BYUNGJUNA	KOR 2	15	FOCCONIER CERIBIT	FRA 1

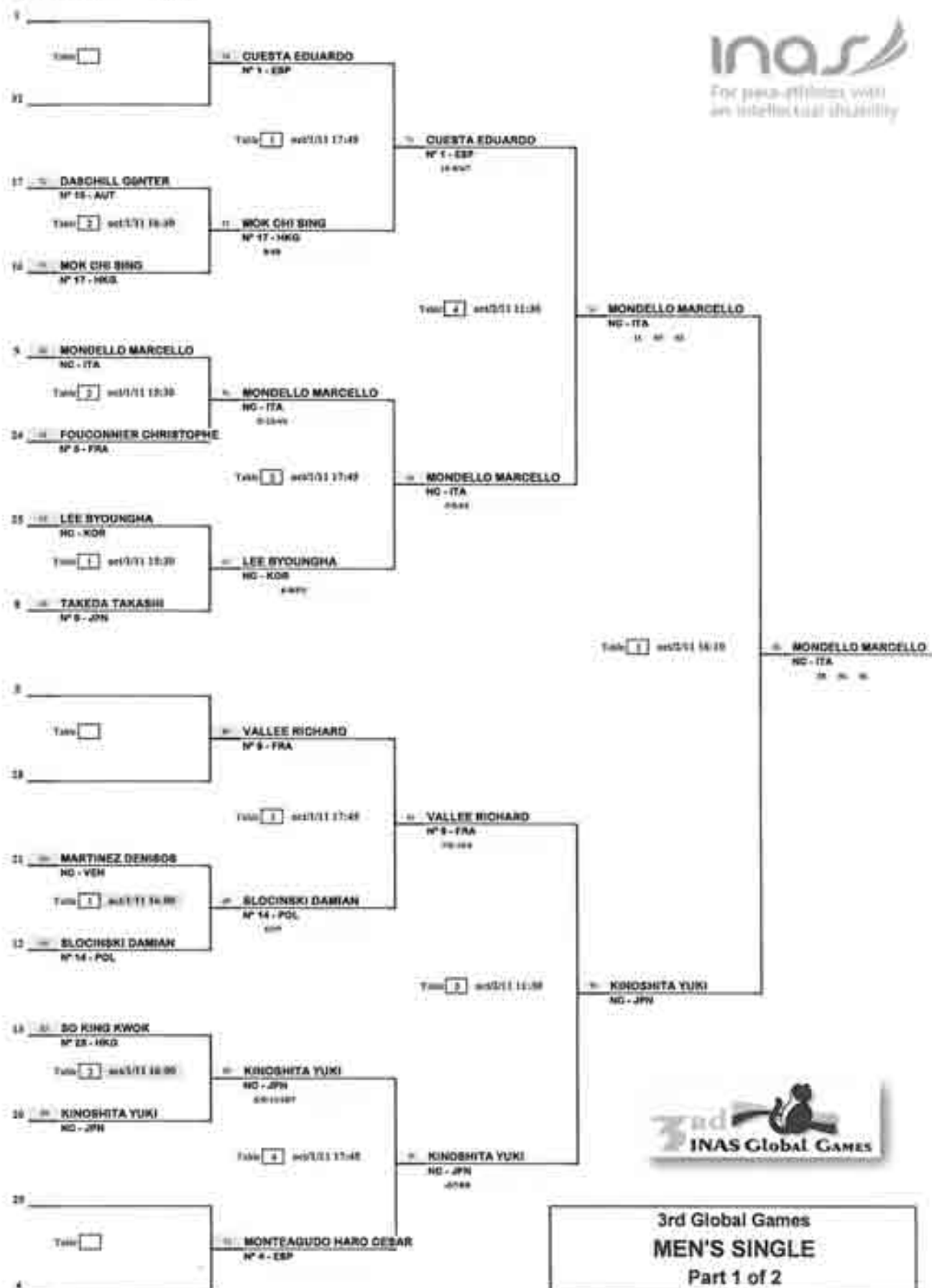
RESULT GROUP 5		RESULT GROUP 6		RESULT GROUP 7		RESULT GROUP 8		
No	Full Name	No	Full Name	No	Full Name	No	Full Name	
1	TAREDA TAKAHIT	JPN 1	18	PODCEK ROBERTO OSC	ESP 3	18	VALLER BICHARD	FRA 3
2	GREFFI RALFANDRO	ITA 2	15	MARTINEZ DENISO	VEN 2	15	HO KING KWHE	HKG 2
3	GREFFI RALFANDRO	ITA 2	15	MARTINEZ DENISO	VEN 2	15	BALUTZEK KAMEL	POL 1

RESULT GROUP 9		RESULT GROUP 10		RESULT GROUP 11		RESULT GROUP 13		
No	Full Name	No	Full Name	No	Full Name	No	Full Name	
1	HO KING KWHE	HKG 1	18	THOMPSON ADAM	GIB 1	18	ILCINOSKI BARBAN	POL 1
2	BUTTEN NICOLAS	FRA 2	14	KINOSHITA YUKI	JPN 2	14	FRUND HARTMUT	GER 2
3	BUTTEN NICOLAS	FRA 2	14	KINOSHITA YUKI	JPN 2	14	TERAKAWA KOICHI	JPN 1

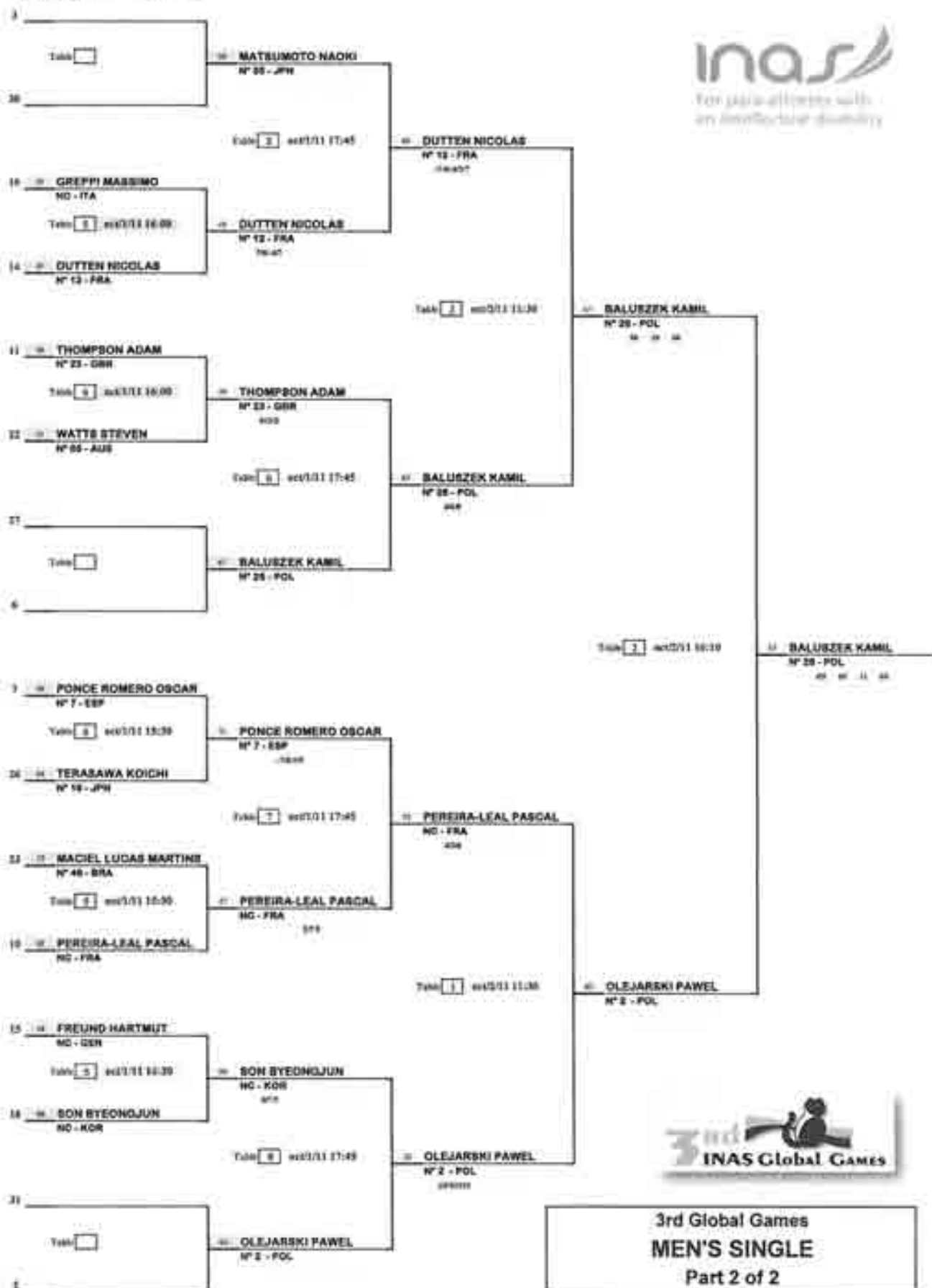
RESULT GROUP 13	
No	Full Name
1	PEREIRA LEAL PASCAL
2	MOK CHU SING
	HKG



Round of 32	Round of 16	Quarter-Final	Semi-Final	Qualified for the Final
oct/1/2011 15:30	oct/1/2011 17:45	oct/2/2011 11:30	oct/2/2011 16:10	
oct/1/2011 16:00				
oct/1/2011 16:30				

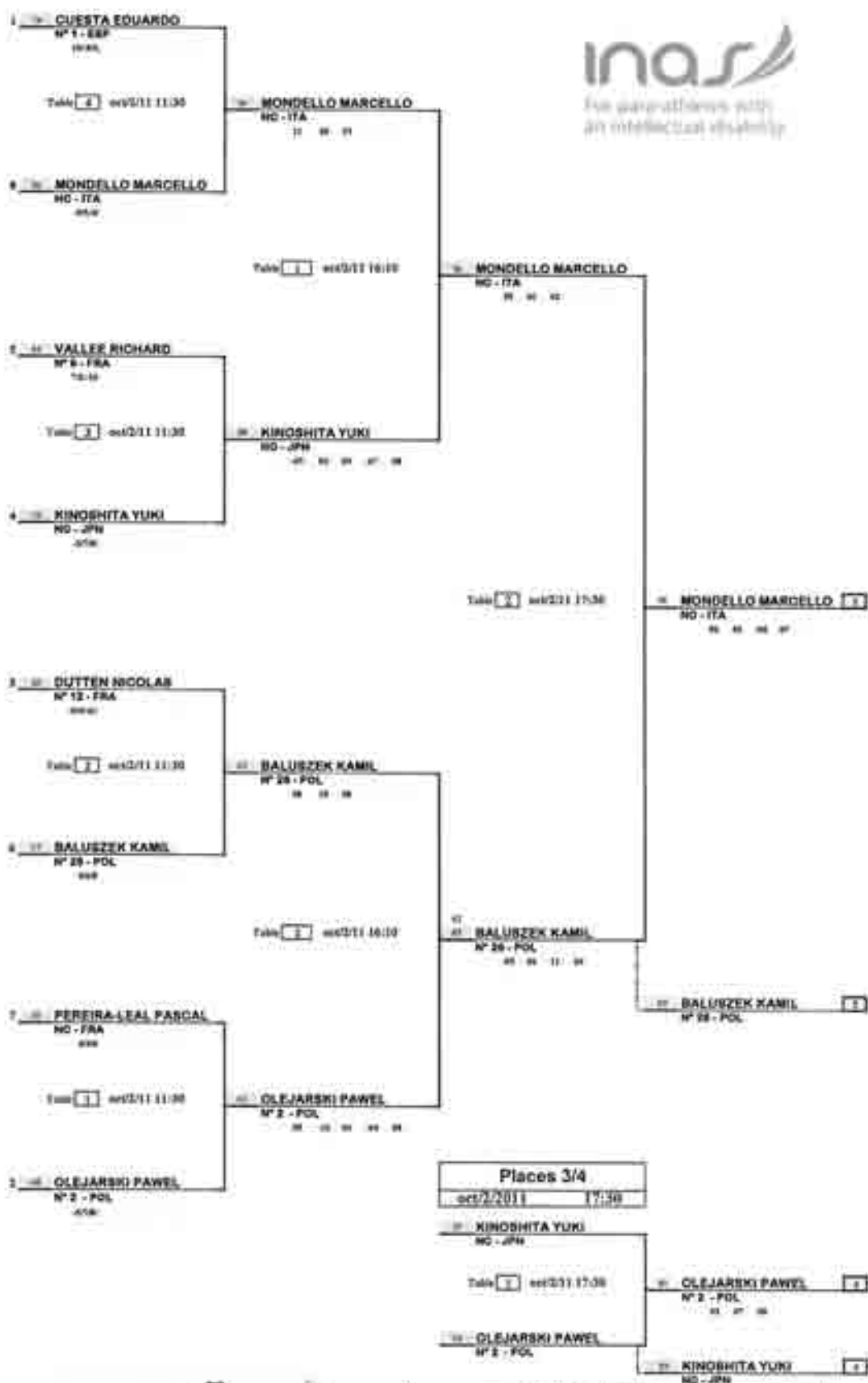


Round of 32	Round of 16	Quarter-Final	Semi-Final	Qualified for the Final
oct/1/2011 16:00	oct/1/2011 17:45	oct/2/2011 11:30	oct/2/2011 16:10	
oct/1/2011 18:30				
oct/1/2011 16:30				

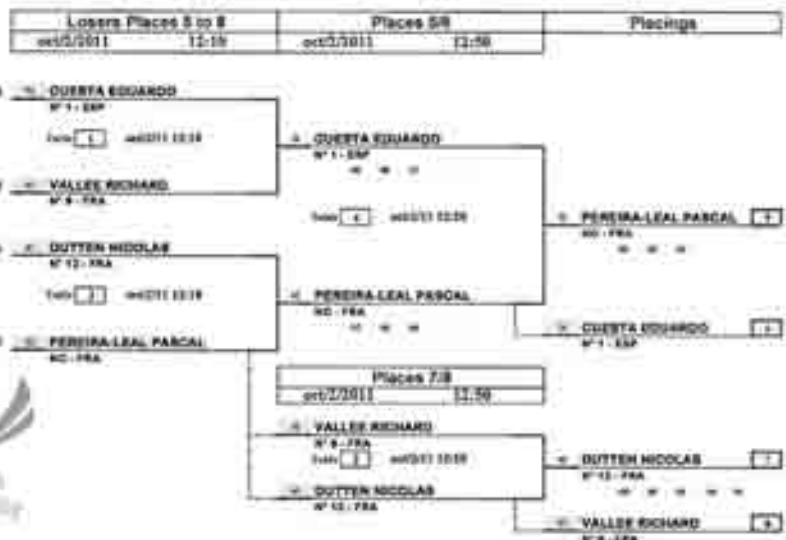


3rd Global Games
MEN'S SINGLE
Part 2 of 2

QUARTER-FINAL	SEMI-FINAL	FINAL	WINNER
oct/2/2011 11:30	oct/2/2011 16:10	oct/2/2011 17:30	



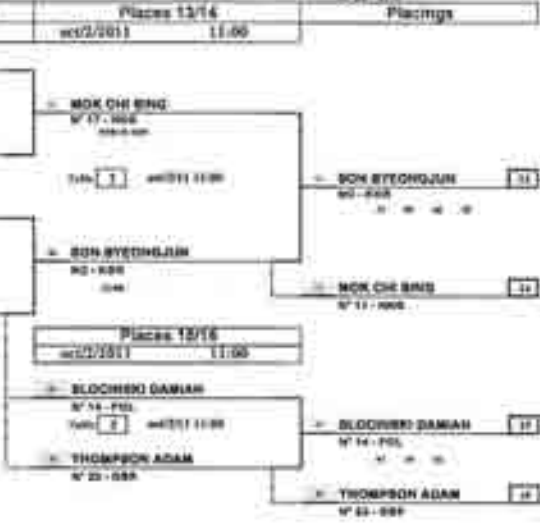
**3rd Global Games
MEN'S SINGLE
Part Final**



Losers Places 9 to 16	Places 9 to 12	Places 9/10	Placings
oct/2/2011 14:35	oct/2/2011 15:00	oct/2/2011 15:00	



3rd Global Games
MEN'S SINGLE
 Placings 5th to 16th



Losers Places 17 to 22	Places 17 to 24	Places 17 to 20	Places 17/18	Placings
sat/1/2011 16:30	sat/1/2011 17:15	sat/1/2011 18:50	sat/1/2011 20:00	



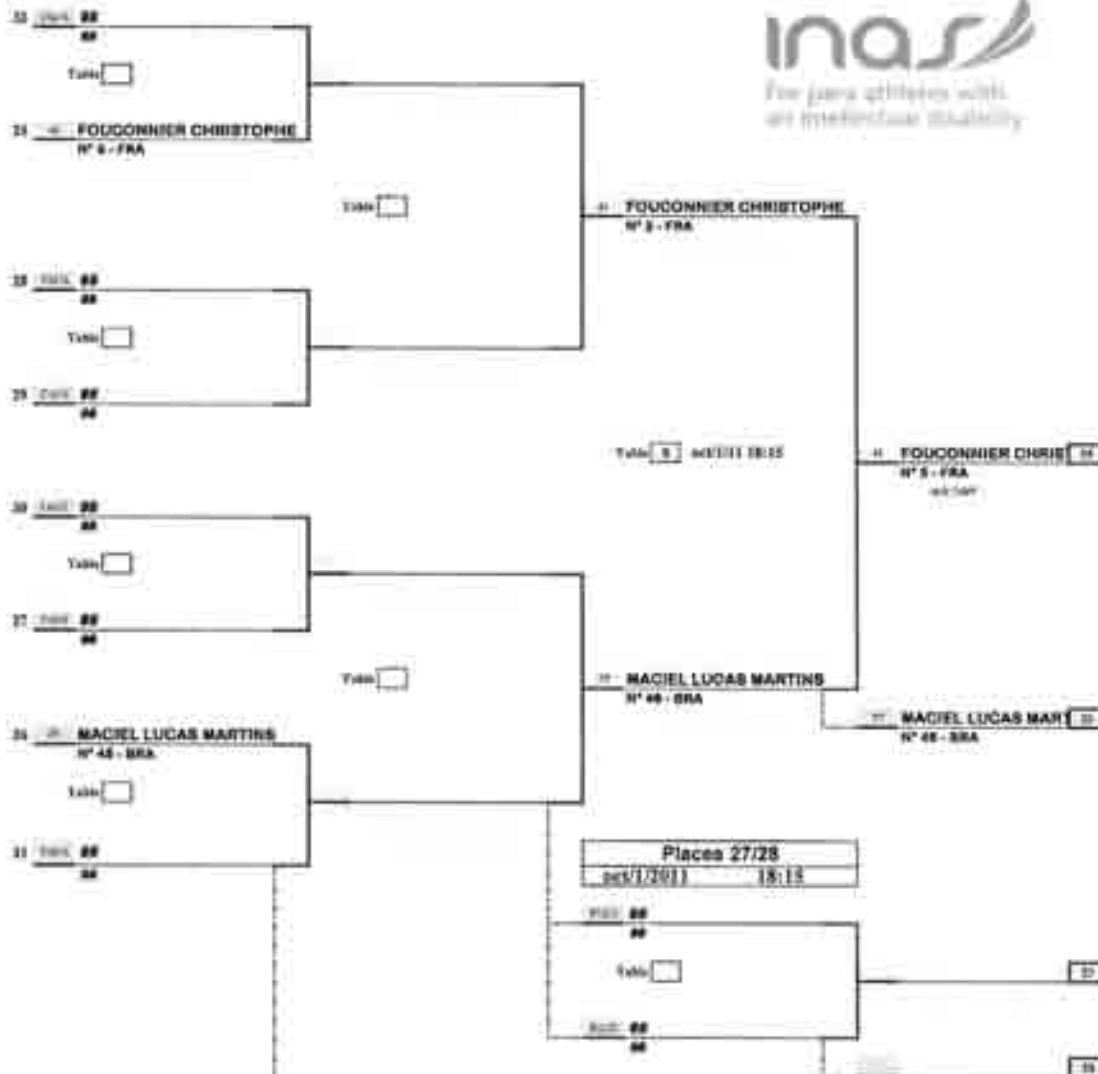
Places 19/20	Placings
sat/1/2011 18:50	

Places 21 to 24	Places 21/22	Placings
sat/1/2011 18:50	sat/1/2011 20:00	

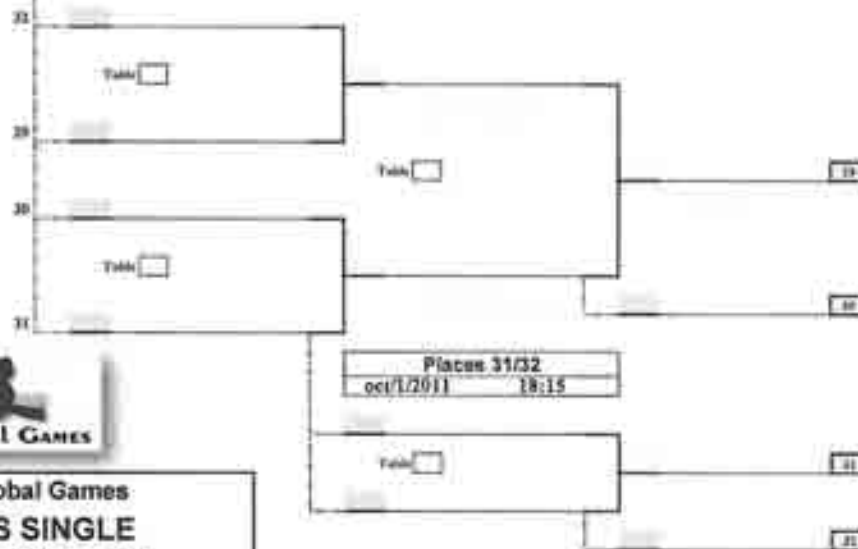


3rd Global Games
MEN'S SINGLE
Placings 17th to 24th

Losers Places 25 to 32	Places 25 to 28	Places 25/26	Placings
oct/1/2011 16:30	oct/1/2011 16:30	oct/1/2011 18:15	



Losers Places 39 to 32	Places 29/30	Placings
oct/1/2011 16:30	oct/1/2011 18:15	



3rd Global Games
MEN'S SINGLE
 Placings 25th to 32th



RESULTS





MEN'S

TEAM



3rd Global Games

Place :	Genova (ITA)
TEAM EVENT :	MEN'S

DATE :	sept/27/2011
GROUP	1



N° Ass.	COUNTRIES	Ass.
14	SPAIN	ESP
11	PORTUGAL	POR
3	BRAZIL	BRA

Playing Area	Day	Time Schedule	PLAYING SCHEDULE				Score	1	2	3
			1 - 3	SPAIN	BRAZIL	3				
T. 3	TUE.	10:00	1 - 3	SPAIN	BRAZIL	3	0	3		1
T. 5	TUE.	15:30	1 - 2	SPAIN	PORTUGAL	3	0	3	1	
T. 6	TUE.	17:45	2 - 3	PORTUGAL	BRAZIL	0	3		1	3
						Points	6	2	4	
						Rank	1	3	2	

CLASSIFICATION		
14	1st	SPAIN
3	2nd	BRAZIL
11	3rd	PORTUGAL

SIGNING OF THE REFEREE
Gilles BOUVIER

3rd Global Games

Place :	Genova (ITA)
TEAM EVENT :	MEN'S

DATE :	sept/27/2011
GROUP	2



N° Ass.	COUNTRIES	Ass.
10	POLAND	POL
5	GREAT BRITAIN	GBR
18	VENEZUELA	VEN

Playing Area	Day	Time Schedule	PLAYING SCHEDULE				Score	1	2	3
			1 - 3	POLAND	VENEZUELA	3				
T. 1	TUE.	10:00	1 - 3	POLAND	VENEZUELA	3	0	3		1
T. 4	TUE.	15:30	1 - 2	POLAND	GREAT BRITAIN	3	0	3	1	
T. 7	TUE.	17:45	2 - 3	GREAT BRITAIN	VENEZUELA	3	2		3	1
						Points	6	4	2	
						Rank	1	2	3	

CLASSIFICATION		
10	1st	POLAND
5	2nd	GREAT BRITAIN
18	3rd	VENEZUELA

SIGNING OF THE REFEREE
Gilles BOUVIER

3rd Global Games

SCORE SHEET

FULL NAME OF THE UMPIRE	

MATCH	ESP / BRA	Round	1st	GROUP	I
Date : sept/27/2011		Time Schedule : 10:00			
* MEN		* WOMEN			
		Folds T. 3			

* Choose the right number

N°	03	Association	BRAZIL	Rank
PLAYERS : FULL NAME				
Players' number				
37	A		MACIEL LUCAS MARTINS	N° 46
38	B		MIRANDA JULIANO FLORENTIN	NC
37	Double*		MACIEL LUCAS MARTINS	N° 46
38			MIRANDA JULIANO FLORENTIN	NC

* Only in the event of change of player for the double

N°	14	Association	SPAIN	Rank
PLAYERS : FULL NAME				
Players' number				
74	X		CUESTA EDUARDO	N° 1
76	Y		PONCE ROMERO OSCAR	N° 7
75	Double*		MONTEAGUDO HARO CESAR	N° 4
74			CUESTA EDUARDO	N° 1

* Only in the event of change of player for the double

ORDER OF PLAY										MATCH TO		
1	2	3	4	5	Opposit to	Y	X	Double	X	Y	AB	XY
-09	-04	-05			A	MACIEL LUCAS MARTINS				PONCE ROMERO OSCAR		I
-03	09	-05	-05		B	MIRANDA JULIANO FLORENTIN				CUESTA EDUARDO		I
-09	-06	-02			Double					CUESTA E. / MONTEAGUDO C.		I
					A	MACIEL LUCAS MARTINS				CUESTA EDUARDO		
					B	MIRANDA JULIANO FLORENTIN				PONCE ROMERO OSCAR		
TOTAL POINTS FOR EACH TEAM												3

COACH TEAM A Full Name	COACH TEAM X Full Name	BRAZIL
		SPAIN
<small>Signing date in the case of the coach</small> <small>Signing date in the case of the coach</small>		3

* Signing of the Umpire



3rd Global Games

SCORE SHEET

FULL NAME OF THE UMPIRES	

MATCH	ESP / POR	ROUND	2nd	GROUP	I
Date : sept/27/2011		Time Schedule :		15:30	
* MEN		* WOMEN		* T.S	

* Choose the right section

N°	11	Association	PORTUGAL	Rank
Player's number	PLAYERS : FULL NAME			Rank
70	A	JESUS ANDRE	N° 83	
71	B	MACEDO ANTONIO	N° 37	
70	Double*		N° 83	
71	MACEDO ANTONIO		N° 37	

* Only in the event of change of player for the double

N°	14	Association	SPAIN	Rank
Player's number	PLAYERS : FULL NAME			Rank
74	X	CUESTA EDUARDO	N° 1	
75	Y	MONTEAGUDO HARO CESAR	N° 4	
74	Double*		N° 1	
75	MONTEAGUDO HARO CESAR		N° 4	

* Only in the event of change of player for the double

1	2	3	4	5	GAMES		ORDER OF PLAY		MATCH TO	
					A	B	Opposed to	Y	AB	XY
-02	-06	-04			A	JESUS ANDRE	MACHEDO ANTONIO	MONTEAGUDO HARO CESAR		1
-03	-02	-04			B	MACHEDO ANTONIO	JESUS ANDRE	CUESTA EDUARDO		1
-05	-05	-08			Double	JESUS ANDRE / MACEDO ANTONIO	JESUS ANDRE	CUESTA EDUARDO / MONTEAGUDO HARO CESAR		1
					A	JESUS ANDRE		CUESTA EDUARDO		
					B	MACEDO ANTONIO		MONTEAGUDO HARO CESAR		
					TOTAL POINTS FOR EACH TEAM					3

COACH TEAM A	COACH TEAM X	TEAM A	PORTUGAL
Full Name MACHEDO ANTONIO	Full Name	TEAM X	SPAIN
* Signing only in the case of the event		* Signing of the Umpire	
* Signing only in the case of the event		* Signing of the Umpire	

ROUND	2nd
-------	------------



3rd Global Games

SCORE SHEET

FULL NAME OF THE UMPIRES	

MATCH	POR / BRA	ROUND	GROUP
		3rd	I
Date : 25/09/2011		Time Schedule : 17:45	
* MEN		* WOMEN	
		Field : T. 6	

* Choose the right machine

N°	03	Association	BRAZIL	
Players' number		PLAYERS : FULL NAME		Rank
37	A	MACIEL LUCAS MARTINS		N° 46
38	B	MIRANDA JULIANO FLORENTIN		NC
37	Double*	MACIEL LUCAS MARTINS		N° 46
26		LIMA ANTONIO CARLOS FERREIRA		N° 58

* Only in the event of change of player for the double

N°	11	Association	PORTUGAL	
Players' number		PLAYERS : FULL NAME		Rank
71	X	MACEDO ANTONIO		N° 37
70	Y	JESUS ANDRE		N° 83
71	Double	MACEDO ANTONIO		N° 37
70		JESUS ANDRE		N° 83

* Only in the event of change of player for the second simple one

		GAMES					MATCH TO	
		1	2	3	4	5	AB	XY
08	A							
07	B							
07	Double							
	A							
	B							
							TOTAL POINTS FOR EACH TEAM	
							3	

ORDER OF PLAY

1	A	MACIEL LUCAS MARTINS	Y	JESUS ANDRE
2	B	MIRANDA JULIANO FLORENTIN	X	MACEDO ANTONIO
3	Double	MACIEL LUCAS M / LIMA A	Double	MACEDO ANTONIO / JESUS ANDRE
4	A	MACIEL LUCAS MARTINS	X	MACEDO ANTONIO
5	B	MIRANDA JULIANO FLORENTIN	Y	JESUS ANDRE

COACH TEAM A	COACH TEAM X	3	
Full Name	Full Name	TEAM A	TEAM X
	MACEDO	BRAZIL	PORTUGAL

Signing of the Umpire

ROUND	3rd
-------	------------



3rd Global Games

SCORE SHEET

FULL NAME OF THE UMPIRES		MATCH		POL / VEN		ROUND		1st		GROUP		2	
		Date :		Sept/27/2011		Time Schedule :		10:00					
		* MEN		* WOMEN		Table :		T.1					

* Choose the right insertion

n°		10		Association		POLAND	
Players' number		A		SLOCINSKI DAMIAN		Rank N° 14	
69		B		OLEJARSKI PAWEL		Rank N° 2	
68		Double*		BALUSZEK KAMIL		Rank N° 26	
67				SLOCINSKI DAMIAN		Rank N° 14	
69							

* Only in the event of change of player for the double

n°		18		Association		VENEZUELA	
Players' number		X		MARTINEZ DENISOS		Rank NC	
80		Y		MARTINEZ ENGERBER		Rank N° 76	
81		Double*		MARTINEZ DENISOS		Rank NC	
80				MARTINEZ ENGERBER		Rank N° 76	
81							

* Only in the event of change of player for the double

		GAMES					ORDER OF PLAY		MATCH TO	
		1	2	3	4	5			AB	XY
A		11	09	06			SLOCINSKI DAMIAN		MARTINEZ ENGERBER	
B		00	00	00			OLEJARSKI PAWEL		MARTINEZ DENISOS	
Double		00	00	00			SLOCINSKI DAMIAN		MARTINEZ DENISOS	
A							OLEJARSKI PAWEL		MARTINEZ ENGERBER	
B										
TOTAL POINTS FOR EACH TEAM									3	

COACH TEAM A		COACH TEAM X		3	
Full Name		Full Name		POLAND	
WISNIEWSKI FRANCISZEK		WISNIEWSKI FRANCISZEK		VENEZUELA	
Signature of the coach of the match		Signature of the coach of the match		SIGNATURE OF THE UMPIRE	

Signature of the Umpire

ROUND	1st
-------	-----



3rd Global Games

SCORE SHEET

FULL NAME OF THE EMPIRES	

MATCH	POL / GBR	POSITION	2nd	GROUP	2
Date : sep/27/2011		Time Schedule : 15:30		Table T.4	
* MEN					
* WOMEN					

* Choose the right sex

n°	10	Association	POLAND	Rank
PLAYERS : FULL NAME				
67	A	BALUSZEK KAMIL	N° 26	
68	B	OLEJARSKI PAWEL	N° 2	
69	SLOCINSKI DAMIAN		N° 14	
67	BALUSZEK KAMIL		N° 26	

* Only in the event of change of player for the double


n°	05	Association	GREAT BRITAIN	Rank
PLAYERS : FULL NAME				
48	X	JARVIS JEFFREY	N° 20	
49	Y	THOMPSON ADAM	N° 23	
45	COX PATRICK		NC	
49	THOMPSON ADAM		N° 23	

* Only in the event of change of player for the double

1	2	3	4	5	GAMES		MATCH TO	
					AB	XY		
05	09	04			A	BALUSZEK KAMIL OLEJARSKI PAWEL	THOMPSON ADAM	1
02	01	04			B	BALUSZEK K. / SLOCINSKI D.	JARVIS JEFFREY	1
01	04	07			Double	BALUSZEK KAMIL OLEJARSKI PAWEL	COX P. / THOMPSON A. JARVIS JEFFREY THOMPSON ADAM	1
TOTAL POINTS FOR EACH TEAM								3

COACH TEAM A Full Name WISNIEWSKI FRANCISZEK	COACH TEAM X Full Name BEECH DENNIS	3
TEAM A POLAND		ROUND 2nd
TEAM X GREAT BRITAIN		

Signing of the Empire



3rd Global Games

SCORE SHEET

FULL NAME OF THE EMPIRES	

MATCH	GBR / VEN	ROUND	3rd	GROUP	2
Date : sept/27/2011		Time Schedule :		17:45	
* MEN		* WOMEN		Table T.7	

n°	18	Association	VENEZUELA
Players' number	PLAYERS : FULL NAME		
80	A	MARTINEZ DENISOS	NC
81	B	MARTINEZ ENGERBER	N° 76
80	Double*		
81	MARTINEZ ENGERBER		

n°	05	Association	GREAT BRITAIN
Players' number	PLAYERS : FULL NAME		
48	X	JARVIS JEFFREY	N° 20
49	Y	THOMPSON ADAM	N° 23
49	Double		
45	COX PATRICK		

* Only in the event of change of player for the double

* Only in the event of change of player for the second simple one

GAMES		3	4	5
1	2	-3	4	5
08	10	-07		
-04	-11	-02		
-03	-06	05	08	-05
04	03	09		
-02	-08	12	-06	

ORDER OF PLAY		MATCH TO	
Opponent to	Y	AB	XY
A	MARTINEZ DENISOS	1	1
B	MARTINEZ ENGERBER		
Double	MARTINEZ DENISOS / MARTINEZ ENGERBER		
A	MARTINEZ DENISOS		
B	MARTINEZ ENGERBER		

COACH TEAM A Full Name	COACH TEAM X Full Name BEEJI DZEMBI	TEAM A VENEZUELA	2
Sign your name at the end of the match	Sign your name at the end of the match	TEAM X GREAT BRITAIN	3

Signing of the Empire



3rd Global Games

Place :	Genova (ITA)
TEAM EVENT :	MEN'S

DATE :	sept/27/2011
GROUP	3



N° Ass.	COUNTRIES	Ass.
4	FRANCE	FRA
6	HONG KONG CHINA	HKG
7	ITALIA	ITA

Playing Area	Day	Time Schedule	PLAYING SCHEDULE		Score	1	2	3	
T. 6	TUE.	10:00	1 - 3	FRANCE	ITALIA	2	3	1	3
T. 2	TUE.	15:30	1 - 2	FRANCE	HONG KONG CHINA	3	1	3	1
T. 3	TUE.	17:45	2 - 3	HONG KONG CHINA	ITALIA	1	3	1	3
						Points	4	2	6
						Rank	2	3	1

CLASSIFICATION		
7	1st	ITALIA
4	2nd	FRANCE
6	3rd	HONG KONG CHINA

SIGNING OF THE REFEREE

Gilles BOUVIER

3rd Global Games

Place :	Genova (ITA)
TEAM EVENT :	MEN'S

DATE :	sept/27/2011
GROUP	4



N° Ass.	COUNTRIES	Ass.
2	AUSTRIA	AUT
8	JAPAN	JPN
9	SOUTH KOREA	KOR
16	TURKEY	TUR

Playing Area	Day	Time Schedule	PLAYING SCHEDULE		Score	1	2	3	4	
T. 4	TUE.	10:00	1 - 3	AUSTRIA	SOUTH KOREA	0	3	1	3	
T. 5	TUE.	10:00	2 - 4	JAPAN	TURKEY	3	0	3	1	
T. 7	TUE.	15:30	1 - 2	AUSTRIA	JAPAN	0	3	1	3	
T. 8	TUE.	15:30	3 - 4	SOUTH KOREA	TURKEY	3	0	3	1	
T. 1	TUE.	17:45	1 - 4	AUSTRIA	TURKEY	1	3	1	3	
T. 2	TUE.	17:45	2 - 3	JAPAN	SOUTH KOREA	1	3	1	3	
						Points	3	7	9	5
						Rank	4	2	1	3

CLASSIFICATION		
9	1st	SOUTH KOREA
8	2nd	JAPAN
16	3rd	TURKEY
2	4th	AUSTRIA

SIGNING OF THE REFEREE

Gilles BOUVIER

3rd Global Games

SCORE SHEET

FULL NAME OF THE EMPIRES	

MATCH	FRA / ITA	ROUND	1st	GROUP	3
* MEN	Date : sept/27/2011	* WOMEN	Time Schedule :	10:00	
* Check the right sex/line			Tab.	T. 6	

N°	07	Association	ITALIA	Rank
Player's number		PLAYERS : FULL NAME		Rank
56	A	MONDELLO MARCELLO		NC
55	B	GREPPI MASSIMO		NC
54	Double*	ABBATE GIACOMO		NC
57		STABILE NICOLO		NC

* Only in the event of change of player for the double

N°	04	Association	FRANCE	Rank
Player's number		PLAYERS : FULL NAME		Rank
42	X	FERREIRA-LEAL PASCAL		NC
43	Y	VALLEE RICHARD		N° 9
40	Double*	BUTTEN NICOLAS		N° 12
41		FOUCONNIER CHRISTOPHE		N° 5

* Only in the event of change of player for the double

GAMES		ORDER OF PLAY					MATCH TO	
1	2	3	4	5	opposite	Y	AB	XY
08	03	09			A	MONDELLO MARCELLO		VALLEE RICHARD
-07	-01	-09			B	GREPPI MASSIMO		FERREIRA-LEAL PASCAL
-06	-09	10	07	-07	Double	GREPPI M. / MONDELLO M.		DUTTEN N. / FERREIRA-LEAL P.
-05	05	07	+11	08	A	MONDELLO MARCELLO		FERREIRA-LEAL PASCAL
07	04	07			B	GREPPI MASSIMO		VALLEE RICHARD
TOTAL POINTS FOR EACH TEAM							3	2

COACH TEAM A Full Name Patrimony	COACH TEAM X Full Name Garibusti/Pascal	TEAM A	ITALIA	3
Signatures at the end of the event		TEAM X	FRANCE	2

Signatures of the Empire

ROUND	1st
--------------	------------



3rd Global Games

SCORE SHEET

FULL NAME OF THE EMPIRES	

MATCH	FRA / HKG	ROUND	2nd	GROUP	3
Date : sept/27/2011		Time Schedule : 15:30			
* MEN		Table: T.3			
* WOMEN					

* Check the right association

N°	06	Association	HONG KONG CHINA	Rank
Players' number		PLAYERS : FULL NAME		
51	A	MOK CHI SING	N° 17	NC
52	B	SO KING KWOK	N° 25	N° 5
51	Double*	MOK CHI SING	N° 17	N° 12
52		SO KING KWOK	N° 25	NC

* Only in the event of change of player for the double

N°	04	Association	FRANCE	Rank
Players' number		PLAYERS : FULL NAME		
42	X	PEREIRA-LEAL PASCAL	NC	NC
41	Y	FOUCONNIER CHRISTOPHE	N° 5	N° 5
40	Double*	DUTTEN NICOLAS	N° 12	N° 12
42		PEREIRA-LEAL PASCAL	NC	NC

* Only in the event of change of player for the double

GAMES						MATCH TO	
1	2	3	4	5	AB	XY	
04	07	10			A.	MOK CHI SING	FOUCONNIER CHRISTOPHE
-04	-10	-08			B.	SO KING KWOK	PEREIRA-LEAL PASCAL
-07	-11	-08			Double	MOK CHI SING / SO KING KWOK	PEREIRA-LEAL P. / DUTTEN N.
-09	-10	-07			A.	MOK CHI SING	PEREIRA-LEAL PASCAL
					B.	SO KING KWOK	FOUCONNIER CHRISTOPHE
TOTAL POINTS FOR EACH TEAM						1	3

ORDER OF PLAY

COACH TEAM A Full Name LEUNG Kam Yau	COACH TEAM X Full Name Griffiths Pascal	TEAM A	HONG KONG CHINA	1
Ranking at the end of the event		TEAM X	FRANCE	3

Signing of the Coaches

ROUND
2nd



3rd Global Games

SCORE SHEET

FULL NAME OF THE UMPIRES	

MATCH	HKG / ITA	ROUND	3rd	GROUP	3
Date : sept/27/2011		Time Schedule :		17:45	
* MEN		* WOMEN		Table :	
				T.3	

* Check the right number

n°	07	Association	ITALIA
PLAYERS : FULL NAME			
56	A	MONDELLO MARCELLO	NC
55	B	GREPPI MASSIMO	NC
55	Double*	GREPPI MASSIMO	NC
56		MONDELLO MARCELLO	NC

* Only in the event of change of player for the double

n°	06	Association	HONG KONG CHINA	Rank
PLAYERS : FULL NAME				
51	X	MOK CHI SING	N° 17	
52	Y	SO KING KWOK	N° 25	
51	Double*	MOK CHI SING	N° 17	
52		SO KING KWOK	N° 25	

* Only in the event of change of player for the double

GAMES		ORDER OF PLAY					MATCH TO	
1	2	3	4	5		AB	XY	
10	04	05	09		A	MONDELLO MARCELLO	SO KING KWOK	
08	-08	-05			B	GREPPI MASSIMO	MOK CHI SING	
07	09	-08	05		Double	MONDELLO M / GREPPI M	SO KING KWOK	
06	01	04			A	MONDELLO MARCELLO	MOK CHI SING	
					B	GREPPI MASSIMO	SO KING KWOK	
TOTAL POINTS FOR EACH TEAM							3	1

COACH TEAM A Full Name Pulsone Giovanni	COACH TEAM X Full Name LEUNG Kam Yau	TEAM A	ITALIA	3
		TEAM X	HONG KONG CHINA	1

Signing of the Umpires

ROUND
3rd



3rd Global Games

SCORE SHEET

FULL NAME OF THE EMPIRES	

MATCH	AUT / KOR	ROUND	1st	GROUP	4
Date : Sept/27/2011		Time Schedule :		10:00	
* MEN		* WOMEN		Table : T. 4	

* Choose the right position

N°	02	Association	AUSTRIA
Players' number	PLAYERS : FULL NAME		
24	A	TRNKA MICHAEL	N° 13
32	B	DASCHILL GUNTER	N° 10
24	Double*		
32	DASCHILL GUNTER		

* Only in the event of change of player for the double

N°	09	Association	SOUTH KOREA
Players' number	PLAYERS : FULL NAME		
66	X	SON BYEONGJUN	NC
65	Y	LEE BYOUNGHA	NC
66	Double*		
65	LEE BYOUNGHA		

* Only in the event of change of player for the double

GAMES		ORDER OF PLAY					MATCH TO	
1	2	3	4	5	opponent to	Y	AB	XY
-04	-04	-05			A	Y		
-09	-03	-08			B	X		
-03	-08	-07			Double			
					A	Y		
					B	X		
TOTAL POINTS FOR EACH TEAM								3

COACH TEAM A	COACH TEAM X
Full Name SCHWARZBAUER Markus	Full Name AUSTRIA
Signature of the coach	Signature of the umpire
	TEAM A
	TEAM X
	3

Signature of the Umpire

ROUND
1st



3rd Global Games

SCORE SHEET

FULL NAME OF THE UNIFORMS	

MATCH	JPN / TUR	ROUND	1st	GROUP	4
Date : sept/27/2011		Time Schedule : 10:00			
* MEN	* WOMEN		Table : T. 5		

* Check the right number

N°	08	Association	JAPAN	Rank
Player's number		PLAYERS : FULL NAME		Rank
63	A	TAKEDA TAKASHI		N° 6
64	B	TERASAWA KOICHI		N° 18
64	Double*	TERASAWA KOICHI		N° 18
59		KINOSHITA YUKI		NC

* Only in the event of change of player for the double

N°	16	Association	TURKEY	Rank
Player's number		PLAYERS : FULL NAME		Rank
78	X	OLCAS GARIP		NC
79	Y	TOPCUOGLU FERHAT		NC
78	Double*	OLCAS GARIP		NC
79		TOPCUOGLU FERHAT		NC

* Only in the event of change of player for the double

GAMES		ORDER OF PLAY					MATCH TO	
I	2	3	4	5	A	B	AB	XY
03	08	11			TAKEDA TAKASHI	TOPCUOGLU FERHAT	I	I
06	02	02			TERASAWA KOICHI	OLCAS GARIP	I	I
-07	08	04	13		Double TERASAWA K. / KINOSHITA Y.	Double OLCAS GARIP / TOPCUOGLU FERHAT	I	I
					A TAKEDA TAKASHI	OLCAS GARIP		
					B TERASAWA KOICHI	TOPCUOGLU FERHAT		
TOTAL POINTS FOR EACH TEAM							3	

COACH TEAM A	COACH TEAM X	TEAM A	JAPAN	3
Full Name KOMURA Tomohiro	Full Name	TEAM X	TURKEY	
Signature of the coach of the match	Signature of the coach of the match			

Signing of the Uniforms

ROUND
1st



3rd Global Games

SCORE SHEET

FULL NAME OF THE EMPIRES	

MATCH	AUT / JPN	ROUND	2nd	GROUP	4
Date :	sep/27/2011		Time Schedule : 15:30		
* MEN	* WOMEN		T. 7		

* Choose the right machine

N°	08	Association	JAPAN	Rank
Players' number	PLAYERS : FULL NAME			Rank
63	A	TAKEDA TAKASHI	N° 6	
60	B	MATSUMOTO NAOKI	N° 35	
64	Double*			N° 18
59		KINOSHITA YUKI	NC	

* Only in the event of change of player for the double

N°	02	Association	AUSTRIA	Rank
Players' number	PLAYERS : FULL NAME			Rank
34	X	TRNKA MICHAEL	N° 13	
32	Y	DASCHILL-GÜNTER	N° 10	
32	Double*			N° 10
34		TRNKA MICHAEL	N° 13	

* Only in the event of change of player for the double

GAMES		1		2		3		4		5		MATCH TO	
		A	B	A	B	A	B	A	B	A	B	AB	XY
05	03	TAKEDA TAKASHI	MATSUMOTO NAOKI	TAKEDA TAKASHI	MATSUMOTO NAOKI	DASCHILL-GÜNTER	TRNKA MICHAEL	DASCHILL-GÜNTER	TRNKA MICHAEL	DASCHILL-GÜNTER	TRNKA MICHAEL	1	1
06	10	TERASAWA K. / KINOSHITA Y.	TAKEDA TAKASHI	TERASAWA K. / KINOSHITA Y.	TAKEDA TAKASHI	DASCHILL-G. / TRNKA M.	TRNKA MICHAEL	DASCHILL-G. / TRNKA M.	TRNKA MICHAEL	DASCHILL-G. / TRNKA M.	TRNKA MICHAEL	1	1
05	13	MATSUMOTO NAOKI	MATSUMOTO NAOKI	MATSUMOTO NAOKI	MATSUMOTO NAOKI	DASCHILL-GÜNTER	DASCHILL-GÜNTER	DASCHILL-GÜNTER	DASCHILL-GÜNTER	DASCHILL-GÜNTER	DASCHILL-GÜNTER	1	1
TOTAL POINTS FOR EACH TEAM												3	3

COACH TEAM A Full Name KOMURA Tomohiro	COACH TEAM X Full Name SCHWARZBAUER Michael	TEAM A JAPAN	TEAM X AUSTRIA
* Only in the event of change of player for the match		3	3

Signing of the Empire

ROUND	2nd
-------	-----



3rd Global Games

SCORE SHEET

FULL NAME OF THE UMPIRES	

MATCH	KOR / TUR	ROUND	2nd	GROUP	4
Date : Sept/27/2011		Time Schedule : 15:30		Table : T. 8	
* MEN * WOMEN					

* Choose the right section

N°	16	Association	TURKEY
Players' number		PLAYERS : FULL NAME	
78	A	OLCAS GARIP	Rank NC
79	B	TOPCUGLU FERHAT	Rank NC
78	Double*		Rank NC
79	TOPCUGLU FERHAT		Rank NC

* Only in the event of change of player for the double

N°	09	Association	SOUTH KOREA
Players' number		PLAYERS : FULL NAME	
66	X	SON BYEONGJUN	Rank NC
65	Y	LEE BYOUNGHA	Rank NC
66	Double*		Rank NC
65	LEE BYOUNGHA		Rank NC

* Only in the event of change of player for the double

GAMES		ORDER OF PLAY					MATCH TO	
1	2	3	4	5	A	B	AB	XY
-04	-04	-10			OLCAS GARIP	OLCAS GARIP		I
-03	-07	-04			TOPCUGLU FERHAT	TOPCUGLU FERHAT		I
08	-05	-05	-02		OLCAS GARIP / TOPCUGLU FERHAT	OLCAS GARIP / TOPCUGLU FERHAT		I
					OLCAS GARIP	OLCAS GARIP		
					TOPCUGLU FERHAT	TOPCUGLU FERHAT		
TOTAL POINTS FOR EACH TEAM								3

COACH TEAM A	COACH TEAM X	TEAM A	TURKEY
Full Name	Full Name	TEAM X	SOUTH KOREA
			3

Signing of the Umpires



3rd Global Games

SCORE SHEET

FULL NAME OF THE UMPIRES	

MATCH	AUT / TUR	ROUND	GROUP
		3rd	4
Date : sep/27/2011		Time Schedule : 17:45	
* MEN	* WOMEN	T. I	

* Choose the right maxime

N°	16	Association	TURKEY
Players' number		PLAYERS : FULL NAME	Rank
78	A	OLCAS GARIP	NC
79	B	TOPCUOGLU FERHAT	NC
78	Double*	OLCAS GARIP	NC
79		TOPCUOGLU FERHAT	NC

* Only in the event of change of player for the double

N°	02	Association	AUSTRIA
Players' number		PLAYERS : FULL NAME	Rank
33	X	KOLLER JOHANN	N° 78
35	Y	WIESER MICHAEL	N° 16
32	Double*	DASCHILL GANTER	N° 10
34		TRNKA MICHAEL	N° 13

* Only in the event of change of player for the double

GAMES		ORDER OF PLAY					MATCH TO		
1	2	3	4	5	Opponent to	Y	X	AB	XY
06	08	08			A	OLCAS GARIP	WIESER MICHAEL		1
-07	-10	-03			B	TOPCUOGLU FERHAT	KOLLER JOHANN		1
-08	05	09	-12	05	Double	OLCAS GARIP / TOPCUOGLU FERHAT	DASCHILL G. / TRNKA M.		1
07	-10	07	05		A	OLCAS GARIP	KOLLER JOHANN		1
					B	TOPCUOGLU FERHAT	WIESER MICHAEL		
TOTAL POINTS FOR EACH TEAM							3	1	

COACH TEAM A Full Name	COACH TEAM X Full Name	TEAM A	TEAM X
	SCHAWAZZBAUER Michael	TURKEY	AUSTRIA
Signing of the umpires _____		3	1

Signing of the Umpire

ROUND
3rd



3rd Global Games

SCORE SHEET

FULL NAME OF THE UMPIRES	

MATCH	JPN / KOR	ROUND	3rd	GROUP	4
Date : Sep/27/2011		Time Schedule :		17:45	
* MEN	* WOMEN	Table :		T.2	

* Choose the right association

N°	09	Association	SOUTH KOREA	Rank
Players' number		PLAYERS : FULL NAME		
66	A	SON BYEONGJUN	NC	N° 6
65	B	LEE BYOUNGHA	NC	N° 18
66	Double*		NC	N° 18
65	LEE BYOUNGHA		NC	NC

* Only in the event of change of player for the double

N°	08	Association	JAPAN	Rank
Players' number		PLAYERS : FULL NAME		
63	X	TAKEDA TAKASHI	N° 6	
64	Y	TERASAWA KOICHI	N° 18	
64	Double*		N° 18	
59	KINOSHITA YUJI		NC	

* Only in the event of change of player for the double

GAMES		ORDER OF PLAY					MATCH TO	
1	2	3	4	5	opponent	AB	XY	
-08	09	07	-07	07	A SON BYEONGJUN	1	1	
05	-12	07	-04	08	B LEE BYOUNGHA	1	1	
09	-08	-06	-08	08	Double SON BYEONGJUN / LEE BYOUNGHA	1	1	
-05	-05	02	07	02	A SON BYEONGJUN	1	1	
					B LEE BYOUNGHA	1	1	
TOTAL POINTS FOR EACH TEAM							3	1

COACH TEAM A	COACH TEAM X	TEAM A	3
Full Name	Full Name	SOUTH KOREA	
	NAMEURA Tomohiko		
Agency of the umpire	Agency of the umpire	TEAM X	1
		JAPAN	

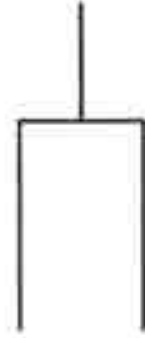
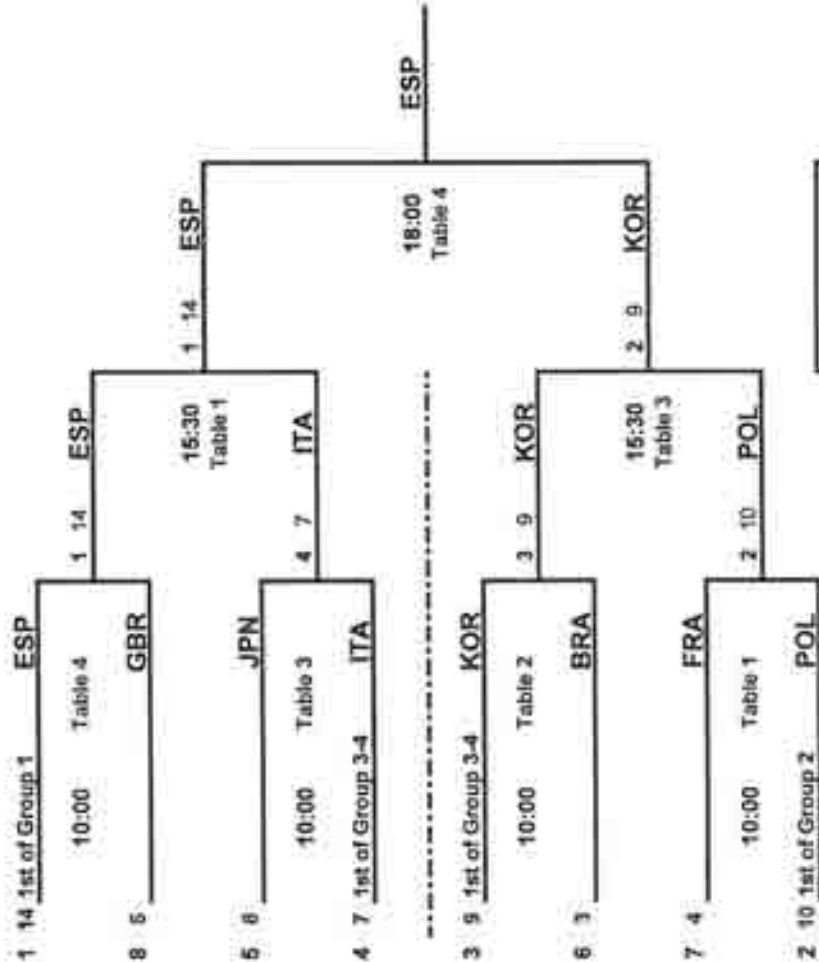
Spotting of the Umpire

ROUND	3rd
-------	------------



MEN'S TEAMS FINAL EVENT

QUARTER FINALS	SEMI FINALS	FINAL	WINNER
WEDNESDAY 10:00	WEDNESDAY 15:30	WEDNESDAY 18:00	



MEN'S TEAMS GROUPS

GROUP 1	
A	14
B	11
C	3
RESULT	
1st	14
2nd	3
3rd	11

GROUP 2	
A	10
B	5
C	18
RESULT	
1st	10
2nd	5
3rd	18

GROUP 3	
A	4
B	6
C	7
RESULT	
1st	7
2nd	4
3rd	6

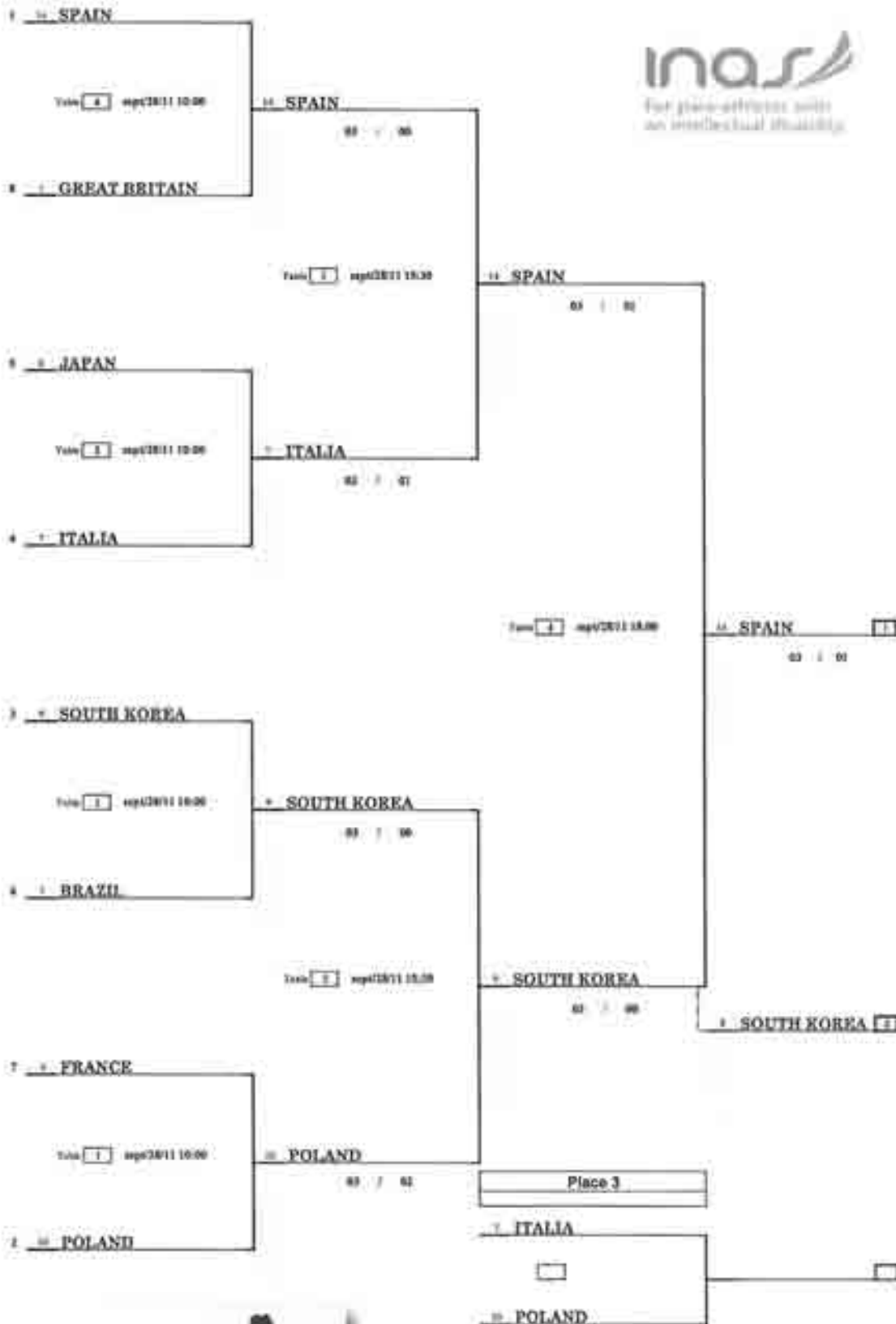
GROUP 4	
A	2
B	8
C	9
D	16
RESULT	
1st	9
2nd	8
3rd	16
4th	2



TEAMS RANKING

1	14 - ESP	374,73
2	10 - POL	269,53
3	4 - FRA	201,65
4	2 - AUT	171,60
5	8 - JPN	168,08
6	6 - HKG	144,18
7	5 - GBR	109,58
8	11 - POR	35,08
9	3 - BRA	19,01
10	18 - VEN	7,00
11	7 - ITA	0
12	9 - KOR	0
13	16 - TUR	0

Quarter-Final	Semi-Final	Final	Winner
sep/28/2011 10:00	sep/28/2011 15:30	sep/28/2011 18:00	



3rd Global Games
TEAM EVENT
MEN'S

3rd Global Games

SCORE SHEET

FULL NAME OF THE EMPIRES	

MATCH	ESP / GBR	ROUND	Quarter-Final
Date : sept/28/2011		Time Schedule : 10:00	
* MEN	* WOMEN	Table :	4

* Choose the right tournament

N°	05	Association	GREAT BRITAIN	Rank
Players' number		PLAYERS : FULL NAME		
49	A	THOMPSON ADAM		N° 23
48	B	JARVIS JEFFREY		N° 20
49	Double*	THOMPSON ADAM		N° 23
45		COX PATRICK		NC

* Only in the event of change of player for the double

N°	14	Association	SPAIN	Rank
Players' number		PLAYERS : FULL NAME		
74	X	CUESTA EDUARDO		N° 1
76	V	PONCE ROMERO OSCAR		N° 7
75	Double*	MONTEAGUDO HARO CESAR		N° 4
74		CUESTA EDUARDO		N° 1

* Only in the event of change of player for the double

GAMES		5		ORDER OF PLAY		MATCH TO	
1	2	3	4	AB	XY	AB	XY
-07	09	-06	-08	A	THOMPSON ADAM	PONCE ROMERO OSCAR	
-02	-01	-01		B	JARVIS JEFFREY	CUESTA EDUARDO	
-02	-02	-05		Double	THOMPSON ADAM / COX PATRICK	MONTEAGUDO HARO CESAR / CUESTA EDUARDO	
				A	THOMPSON ADAM	CUESTA EDUARDO	
				B	JARVIS JEFFREY	PONCE ROMERO OSCAR	
						TOTAL POINTS FOR EACH TEAM	
							3

Signing of the Umpires

COACH TEAM A Full Name BENCH DIZAMAS	COACH TEAM X Full Name GOMEZ CARDENAS ADELIS	TEAM A GREAT BRITAIN	TEAM X SPAIN
Signatures at the end of the match		Signatures at the end of the match	
		3	



3rd Global Games

SCORE SHEET

FULL NAME OF THE UMPIRES	

MATCH	JPN / ITA	ROUND	Quarter-Final
* MEN	Date : sep/28/2011	Time Schedule :	10:00
	* WOMEN	Table :	3

* Choose the right association

N°	08	Association	JAPAN	Rank
Players' number		PLAYERS : FULL NAME		
60	A	MATSUMOTO NAOKI	N° 35	NC
63	B	TAKEDA TAKASHI	N° 6	NC
64	Double*	TERASAWA KOICHI	N° 18	NC
59		KINOSHITA YUKI	NC	NC

* Only in the event of change of player for the double

N°	07	Association	ITALIA	Rank
Players' number		PLAYERS : FULL NAME		
56	X	MONDELLO MARCELLO	NC	NC
55	Y	GREPPI MASSIMO	NC	NC
56	Double*	MONDELLO MARCELLO	NC	NC
55		GREPPI MASSIMO	NC	NC

* Only in the event of change of player for the double

GAMES		ORDER OF PLAY					MATCH TO			
1	2	3	4	5	opposit to	X	Y	AB	XY	
-11	-09	08	04	09	A	MATSUMOTO NAOKI		GREPPI MASSIMO	1	
05	-07	-09	-02		B	TAKEDA TAKASHI		MONDELLO MARCELLO	1	
-04	-06	09	09	-06	Double	TERASAWA KOICHI / KINOSHITA YUKI	Double	MONDELLO MARCELLO / GREPPI MASSIMO	1	
-02	-02	-09			A	MATSUMOTO NAOKI		MONDELLO MARCELLO	1	
					B	TAKEDA TAKASHI		GREPPI MASSIMO		
TOTAL POINTS FOR EACH TEAM									1	3

COACH TEAM A Full Name	COACH TEAM X Full Name	TEAM A	JAPAN	I
Full Name	Full Name	TEAM X	ITALIA	3

Signing of the Umpires

ROUND
Quarter-Final



3rd Global Games

SCORE SHEET

FULL NAME OF THE UMPIRE	

MATCH	KOR / BRA	ROUND	Quarter-Final
Date :	sept/28/2011	Time Schedule :	10:00
* MEN	WOMEN	Table :	2

N°	09	Association	SOUTH KOREA	Rank
Players' number		PLAYERS : FULL NAME		
66	A	SON BYEONGJUN	NC	
65	B	LEE BYOUNGHA	NC	
66	Double*	SON BYEONGJUN	NC	
65		LEE BYOUNGHA	NC	

* Only in the event of change of player for the double

N°	03	Association	BRAZIL	Rank
Players' number		PLAYERS : FULL NAME		
37	X	MACHIEL LUCAS MARTINS	N° 46	
38	Y	MIRANDA JULIANO FLORENTIN	NC	
37	Double*	MACHIEL LUCAS MARTINS	N° 46	
36		LIMA ANTONIO CARLOS FERREIRA	N° 58	

* Only in the event of change of player for the double

GAMES		2	3	4	5
07	A	10	08		
05	B	03	03		
01	Double	03	08		
	A				
	B				

ORDER OF PLAY		MATCH TO	
representative	Y	AB	XY
MIRANDA JULIANO FLORENTIN	Y	I	I
MACHIEL LUCAS MARTINS	X	I	I
MACHIEL LUCAS MARTINS / LIMA ANTONIO CARLOS FERREIRA	Double	I	I
MACHIEL LUCAS MARTINS	X		
MIRANDA JULIANO FLORENTIN	Y		

COACH TEAM A Full Name	COACH TEAM X Full Name	TEAM A	TEAM X	3
		SOUTH KOREA	BRAZIL	

Signing of the Umpires

ROUND	Quarter-Final
-------	---------------



3rd Global Games

SCORE SHEET

FULL NAME OF THE UMPIRES	

MATCH	FRA / POL	ROUND	Quarter-Final
Date :	sep/28/2011	Time Schedule :	10:00
* MEN	WOMEN	Table :	I

* Choose the right nation

N°	10	Association	POLAND
Players' number	A	PLAYERS : FULL NAME	
67	A	BALUSZEK KAMIL	Rank N° 26
68	B	OLEJARSKI PAWEL	N° 2
67	Double*	BALUSZEK KAMIL	N° 26
69		SLOCINSKI DAMIAN	N° 14

* Only in the event of change of player for the double.

N°	04	Association	FRANCE
Players' number	X	PLAYERS : FULL NAME	
42	X	PEREIRA-LEAL PASCAL	Rank NC
40	Y	DUTTEN NICOLAS	N° 12
42	Double*	PEREIRA-LEAL PASCAL	NC
40		DUTTEN NICOLAS	N° 12

* Only in the event of change of player for the double.

		GAMES					MATCH TO	
		1	2	3	4	5	AB	XY
07	A				04	06	A	DUTTEN NICOLAS
	B						B	PEREIRA-LEAL PASCAL
-06	Double				07	06	Double	PEREIRA-LEAL PASCAL / DUTTEN NICOLAS
09	A				09	-07	A	PEREIRA-LEAL PASCAL
11	B				-08	-07	B	DUTTEN NICOLAS
07					09			DUTTEN NICOLAS
							TOTAL POINTS FOR EACH TEAM	3 2

ORDER OF PLAY

opposite: Y X
 Double PEREIRA-LEAL PASCAL / DUTTEN NICOLAS
 Double PEREIRA-LEAL PASCAL

COACH TEAM A Full Name GORNY Henryk	COACH TEAM X Full Name Certified Person	TEAM A POLAND	3
Signing at the end of the match		TEAM X FRANCE	2

Signing of the Umpire

ROUND	Quarter-Final
-------	----------------------



3rd Global Games

SCORE SHEET

FULL NAME OF THE UMPIRES	

MATCH	KOR / POL	ROUND	Semi-Final
Date :	sept/28/2011	Time Schedule :	15:30
* MEN	WOMEN	Table :	3

* Choose the right matches

N°	10	Association	POLAND
Players' number		PLAYERS : FULL NAME	Rank
67	A	BALUSZEK KAMIL	N° 26
68	B	OLEJARSKI PAWEL	N° 2
67	Double*	BALUSZEK KAMIL	N° 26
69		SLOCINSKI DAMIAN	N° 14

* Only in the event of change of player for the double

N°	09	Association	SOUTH KOREA
Players' number		PLAYERS : FULL NAME	Rank
66	X	SON BYEONGJUN	NC
65	Y	LEE BYOUNGHA	NC
66	Double*	SON BYEONGJUN	NC
65		LEE BYOUNGHA	NC

* Only in the event of change of player for the double

GAMES		ORDER OF PLAY					MATCH TO	
1	2	3	4	5		AB	XY	
-08	03	08	-07	-06	A	BALUSZEK KAMIL	LEE BYOUNGHA	
-09	-08	-08			B	OLEJARSKI PAWEL	SON BYEONGJUN	
-11	-08	-07			Double	BALUSZEK KAMIL / SLOCINSKI DAMIAN	SON BYEONGJUN / LEE BYOUNGHA	
					A	BALUSZEK KAMIL	SON BYEONGJUN	
					B	OLEJARSKI PAWEL	LEE BYOUNGHA	
TOTAL POINTS FOR EACH TEAM								3

COACH TEAM A	COACH TEAM X	TEAM A	POLAND
Full Name GORENY HENRYK	Full Name	TEAM X	SOUTH KOREA
Signatures at the end of the match	Signatures at the end of the match		3

Signing of the Umpire

ROUND
Semi-Final



3rd Global Games

SCORE SHEET

FULL NAME OF THE UMPIRES	

MATCH	ESP / ITA	ROUND	Semi-Final
Date :	sep/28/2011	Time Schedule :	15:30
* MEN	* WOMEN	Table	1

* Choose the right inscription

N°	07	Association	ITALIA
Players' number	A	PLAYERS : FULL NAME	MONDELLO MARCELLO
56	B		GREPPI MASSIMO
55	Double*		MONDELLO MARCELLO
56			GREPPI MASSIMO
55			
		Rank	NC
			NC
			NC
			NC

* Only in the event of change of player for the double

N°	14	Association	SPAIN
Players' number	X	PLAYERS : FULL NAME	CUESTA EDUARDO
74	Y		PONCE ROMERO OSCAR
76	Double*		MONTEAGUDO HARO CESAR
75			CUESTA EDUARDO
74			
		Rank	Nº 1
			Nº 7
			Nº 4
			Nº 1

* Only in the event of change of player for the double

GAMES		ORDER OF PLAY					MATCH TO	
1	2	3	4	5		AB	XY	
08	03	-06	08		A	MONDELLO MARCELLO	PONCE ROMERO OSCAR	
-03	-05	-02			B	GREPPI MASSIMO	CUESTA EDUARDO	
-03	-08	07	-03		Double	MONDELLO MARCELLO / GREPPI MASSIMO	MONTEAGUDO HARO CESAR / CUESTA EDUARDO	
-07	-08	-04			A	MONDELLO MARCELLO	CUESTA EDUARDO	
					B	GREPPI MASSIMO	PONCE ROMERO OSCAR	
						TOTAL POINTS FOR EACH TEAM		
						1	3	

Signing of the Umpires

COACH TEAM A	COACH TEAM X	1
Full Name Primeros Apellidos	Full Name COMIEZ CARRERAS Azaola	ITALIA
Signing at the end of the match	Signing at the end of the match	3
		SPAIN



3rd Global Games

SCORE SHEET

FULL NAME OF THE UMPIRES	

MATCH	ESP / KOR	ROUND	Final
* MEN	Date : sept/28/2011	Time Schedule :	18:00
	WOMEN	Date :	4

* Choose the right inscription

N°	09	Association	SOUTH KOREA	Rank
Players' number		PLAYERS : FULL NAME		
66	A	SON BYEONGJUN		NC
65	B	LEE BYOUNGHA		NC
66	Double*	SON BYEONGJUN		NC
65		LEE BYOUNGHA		NC

* Only in the event of change of player for the double

N°	14	Association	SPAIN	Rank
Players' number		PLAYERS : FULL NAME		
74	X	CUESTA EDUARDO		N° 1
76	Y	PONCE ROMERO OSCAR		N° 7
74	Double*	CUESTA EDUARDO		N° 1
75		MONTEAGUDO HARO CESAR		N° 4

* Only in the event of change of player for the double

GAMES		ORDER OF PLAY				MATCH TO	
		A	B	opposite to	XY	AB	XY
1	2	3	4	5			
-11	06	06	11		SON BYEONGJUN		PONCE ROMERO OSCAR
05	-09	09	-02	-02	LEE BYOUNGHA		CUESTA EDUARDO
-09	-04	10	-07		Double SON BYEONGJUN / LEE BYOUNGHA		Double CUESTA EDUARDO / MONTEAGUDO HARO CESAR
-08	-09	-05			A SON BYEONGJUN	X	CUESTA EDUARDO
					B LEE BYOUNGHA	Y	PONCE ROMERO OSCAR
					TOTAL POINTS FOR EACH TEAM		1 3

COACH TEAM A Full Name	COACH TEAM X Full Name GOMEZ CARDENAS Abadly	TEAM A	TEAM X
		SOUTH KOREA	SPAIN
Signing at the end of the match Signing at the end of the match		1	3

Signing of the umpire

ROUND	Final
-------	--------------





RESULTS





WOMEN'S

SINGLE




**3rd Global Games
Genova, ITALIA**
WOMEN'S SINGLE
SERIES 1
DAY 4
GROUP : 1

	Rank Numbers	FULL NAME	WORLD RANKING	ASSOCIATION
1	9	LAI WAI LING	N° 1	HKG
2	14	MORITA MIHO	N° 31	JPN
3	25	KOSMINA NATALYA	NC	UKR

Time Schedule	Table	Match	ORDER TO PLAY	GAMES							TOTAL GAMES	POINTS					
				1	2	3	4	5	6	7		1	2	3			
oct/11 15:30	3	1 - 3	LAI WAI LING - HKG - KOSMINA NATALYA - UKR	04	02	07						2			2		1
oct/11 16:00	3	1 - 2	LAI WAI LING - HKG - MORITA MIHO - JPN	05	01	02						3			2	1	
oct/11 16:30	3	2 - 3	MORITA MIHO - JPN - KOSMINA NATALYA - UKR	06	03	07						3				1	2
				Total of Points								4	2	3			
				Rank 1 to 7								1	3	2			

Classification:

1.	9	LAI WAI LING - HKG
2.	25	KOSMINA NATALYA - UKR
3.	14	MORITA MIHO - JPN

The Referee:

BOUYER Gilis


**3rd Global Games
Genova, ITALIA**
WOMEN'S SINGLE
SERIES 1
DAY 4
GROUP : 2

	Rank Numbers	FULL NAME	WORLD RANKING	ASSOCIATION
1	19	NOWACKA DOROTA	N° 2	POL
2	21	KOSACHEVA ANGELIKA	N° 24	RUS
3	13	MONDEN MIWA	N° 37	JPN

Time Schedule	Table	Match	ORDER TO PLAY	GAMES							TOTAL GAMES	POINTS					
				1	2	3	4	5	6	7		1	2	3			
oct/11 15:30	4	1 - 3	NOWACKA DOROTA - POL - MONDEN MIWA - JPN	04	02	02						3			2		1
oct/11 16:00	4	1 - 2	NOWACKA DOROTA - POL - KOSACHEVA ANGELIKA - RUS	06	07	07						3			2	1	
oct/11 16:30	4	2 - 3	KOSACHEVA ANGELIKA - RUS - MONDEN MIWA - JPN	09	10	05	04	06				3	2			2	1
				Total of Points								4	3	2			
				Rank 1 to 7								1	2	3			

Classification:

1.	19	NOWACKA DOROTA - POL
2.	21	KOSACHEVA ANGELIKA - RUS
3.	13	MONDEN MIWA - JPN

The Referee:

BOUYER Gilis

WOMEN'S SINGLE
SERIES 1
GROUP : 3
DAY : 4

	Back Numbers	FULL NAME	WORLD RANKING	ASSOCIATION
1	7	WONG KA MAN	N° 3	HKG
2	18	DOBKO MONIKA	N° 22	POL
3	2	FAUST ILIANE	N° 43	BRA
4	11	KAWASAKI AYUMI	NC	JPN

Match	Schedule	Table	ORDER TO PLAY	GAMES							TOTAL GAMES	POINTS					
				1	2	3	4	5	6	7		1	2	3	4		
1 - 2	10/11 15.30	7	WONG KA MAN - HKG - FAUST ILIANE - BRA	10	00	01					1	2		1			
2 - 4	10/11 15.30	8	DOBKO MONIKA - POL - KAWASAKI AYUMI - JPN	00	00	01	00	02			2	2			1		
1 - 2	10/11 16.00	7	WONG KA MAN - HKG - DOBKO MONIKA - POL	01	01	00					1	2	1				
2 - 4	10/11 16.00	8	FAUST ILIANE - BRA - KAWASAKI AYUMI - JPN	01	00	01					3			1	2		
1 - 4	10/11 16.30	7	WONG KA MAN - HKG - KAWASAKI AYUMI - JPN	00	01	01					1	2			1		
2 - 2	10/11 16.30	8	DOBKO MONIKA - POL - FAUST ILIANE - BRA	01	00	02					3			2	1		
				TOTAL of POINTS							6				5	3	4
				CLASSIFICATION							1				2	4	3

Rank	Back Numbers	FULL NAME	ASSOCIATION
1 st	7	WONG KA MAN - HKG	
2 nd	18	DOBKO MONIKA - POL	
3 rd	11	KAWASAKI AYUMI - JPN	
4 th	2	FAUST ILIANE - BRA	

The Referee:

BOUYER Gilles

WOMEN'S SINGLE
SERIES 1
GROUP : 4
DAY : 4

	Back Numbers	FULL NAME	WORLD RANKING	ASSOCIATION
1	20	SIEMHIECKA KRYSZYN	N° 4	POL
2	15	UEKITA YUKO	N° 19	JPN
3	4	DAVID MELANIE	N° 47	FRA
4	11	MASONDO MBALI	NC	ESA

Match	Schedule	Table	ORDER TO PLAY	GAMES							TOTAL GAMES	POINTS					
				1	2	3	4	5	6	7		1	2	3	4		
1 - 2	10/11 13.30	1	SIEMHIECKA KRYSZYN - POL - DAVID MELANIE - FRA	01	00	01					3	2		1			
2 - 4	10/11 13.30	2	UEKITA YUKO - JPN - MASONDO MBALI - ESA	01	01	01					3		2		1		
1 - 2	10/11 14.00	1	SIEMHIECKA KRYSZYN - POL - UEKITA YUKO - JPN	01	00	01					3	2	1				
2 - 4	10/11 14.00	2	DAVID MELANIE - FRA - MASONDO MBALI - ESA	01	00	01					3			2	1		
1 - 4	10/11 14.30	1	SIEMHIECKA KRYSZYN - POL - MASONDO MBALI - ESA	01	01	01					3	2			1		
2 - 2	10/11 14.30	2	UEKITA YUKO - JPN - DAVID MELANIE - FRA	01	00	01	01	01			3	2		2	1		
				TOTAL of POINTS							6				5	4	3
				CLASSIFICATION							1				2	3	4

Rank	Back Numbers	FULL NAME	ASSOCIATION
1 st	20	SIEMHIECKA KRYSZYN - POL	
2 nd	15	UEKITA YUKO - JPN	
3 rd	4	DAVID MELANIE - FRA	
4 th	11	MASONDO MBALI - ESA	

The Referee:

BOUYER Gilles

WOMEN'S SINGLE

SERIES 1

GROUP : 5

DAY : 4

Back Numbers	FULL NAME	WORLD RANKING	ASSOCIATION
5	ROUSSET MAGALI	N° 5	FRA
6	BROMLEY VICTORIA	N° 12	GBR
16	JUNG JIYOUNG	NC	KOR
23	TJETHANI NOKUBONGA	NC	RSA

Match	Schedule	Table	ORDER TO PLAY	GAMES							TOTAL GAMES	POINTS					
				1	2	3	4	5	6	7		1	2	3	4		
1 - 3	04/11/13:30	3	ROUSSET MAGALI - FRA - - - - - JUNG JIYOUNG - KOR	01	00	01	00					1	3	1	2		
2 - 4	04/11/13:30	4	BROMLEY VICTORIA - GBR - - - - - TJETHANI NOKUBONGA - RSA	02	04	01						3		2	1		
1 - 2	04/11/14:00	3	ROUSSET MAGALI - FRA - - - - - BROMLEY VICTORIA - GBR	00	00	01						3		2	1		
3 - 4	04/11/14:00	4	JUNG JIYOUNG - KOR - - - - - TJETHANI NOKUBONGA - RSA	00	00	01						3			2	1	
1 - 4	04/11/14:30	3	ROUSSET MAGALI - FRA - - - - - TJETHANI NOKUBONGA - RSA	03	04	01						3		3		1	
2 - 2	04/11/14:30	4	BROMLEY VICTORIA - GBR - - - - - JUNG JIYOUNG - KOR	00	11	00	00	00				2	3		1	2	

Classification:		TOTAL # POINTS		CLASSIFICATION		
1 st	16	JUNG JIYOUNG - KOR	5	4	6	3
2 nd	5	ROUSSET MAGALI - FRA	2	3	1	4
3 rd	6	BROMLEY VICTORIA - GBR				
4 th	23	TJETHANI NOKUBONGA - RSA				

WOMEN'S SINGLE

SERIES 1


GROUP : 6

DAY : 4

Back Numbers	FULL NAME	WORLD RANKING	ASSOCIATION
10	ITO MAKI	N° 6	JPN
8	YEUNG CHI KA	N° 10	HKG
17	SEO YANGHEE	NC	KOR
1	JULLERAT KATE	NC	AUS

Match	Schedule	Table	ORDER TO PLAY	GAMES							TOTAL GAMES	POINTS					
				1	2	3	4	5	6	7		1	2	3	4		
1 - 3	04/11/13:30	5	ITO MAKI - JPN - - - - - SEO YANGHEE - KOR	00	00	00						3		2	1		
2 - 4	04/11/13:30	6	YEUNG CHI KA - HKG - - - - - JULLERAT KATE - AUS	02	01	01						3		2	1		
1 - 2	04/11/14:00	5	ITO MAKI - JPN - - - - - YEUNG CHI KA - HKG	00	00	11	01	01				2	3	1	2		
3 - 4	04/11/14:00	6	SEO YANGHEE - KOR - - - - - JULLERAT KATE - AUS	01	00	01	00					3	1			2	1
1 - 4	04/11/14:30	5	ITO MAKI - JPN - - - - - JULLERAT KATE - AUS	00	02	02						3		2		1	
2 - 2	04/11/14:30	6	YEUNG CHI KA - HKG - - - - - SEO YANGHEE - KOR	01	00	01						3			2	1	

Classification:		TOTAL # POINTS		CLASSIFICATION		
1 st	8	YEUNG CHI KA - HKG	5	6	4	3
2 nd	10	ITO MAKI - JPN	2	1	3	4
3 rd	17	SEO YANGHEE - KOR				
4 th	1	JULLERAT KATE - AUS				



3rd Global Games
Genova, ITALIA

WOMEN'S SINGLE

SERIES 1

GROUP : 7

DAY : 4

	Back Numbers	FULL NAME	WORLD RANKING	ASSOCIATION
1	12	KIMURA HARUMI	N° 8	JPN
2	3	CATEAU VERONIQUE	N° 9	FRA
3	24	MURAT DENIZ	NC	TUR
4	26	COLMENARES ZULAY	NC	VEN

Match	Schedule	Table	ORDER TO PLAY	GAMES							TOTAL GAMES	POINTS			
				1	2	3	4	5	6	7		1	2	3	4
1 - 2	09:00 13:30	7	KIMURA HARUMI - JPN - MURAT DENIZ - TUR	00	00	00					3	2	1		
2 - 4	09:00 13:30	8	CATEAU VERONIQUE - FRA - COLMENARES ZULAY - VEN	00	00	00	00				3 1		2		1
1 - 2	09:00 14:30	7	KIMURA HARUMI - JPN - CATEAU VERONIQUE - FRA	00	00	00	00				3 1	2	1		
3 - 4	09:00 14:30	8	MURAT DENIZ - TUR - COLMENARES ZULAY - VEN	00	00	00	00	00			2 3			1	2
1 - 4	09:00 14:30	7	KIMURA HARUMI - JPN - COLMENARES ZULAY - VEN	00	00	00					3	2			1
2 - 3	09:00 14:30	8	CATEAU VERONIQUE - FRA - MURAT DENIZ - TUR	00	00	00					3		2	1	
				TOTAL of POINTS							6 5 3 4				
				CLASSIFICATION							1 2 3 4				

Classification:

06

1 st	12	KIMURA HARUMI - JPN
2 nd	3	CATEAU VERONIQUE - FRA
3 rd	26	COLMENARES ZULAY - VEN
4 th	24	MURAT DENIZ - TUR


The Referee:

BOUYER Oday

WOMEN'S SINGLE

Round of 16

oct/1/11 18:15



RESULT GROUP 1				RESULT GROUP 2			
Nb	Full Name	Nat		Nb	Full Name	Nat	
1	LAI WAI LING	HKG	1	19	NOWACKA DOROTA	POL	
2	KOSMINA NATALYA	UKR	2	21	KOSACHEVA ANGELI	RUS	

RESULT GROUP 3				RESULT GROUP 4			
Nb	Full Name	Nat		Nb	Full Name	Nat	
1	WONG KA MAN	HKG	1	20	SIEMIENIECKA KRYS	POL	
2	DOBKO MONIKA	POL	2	15	UEKITA YUKO	JPN	

RESULT GROUP 5				RESULT GROUP 6			
Nb	Full Name	Nat		Nb	Full Name	Nat	
1	JUNG JIYOUNG	KOR	1	8	YEUNG CHI KA	HKG	
2	ROUSSET MAGALI	FRA	2	10	ITO MAKI	JPN	

RESULT GROUP 7			
Nb	Full Name	Nat	
1	KIMURA HARUMI	JPN	
2	CATEAU VERONIQUE	FRA	

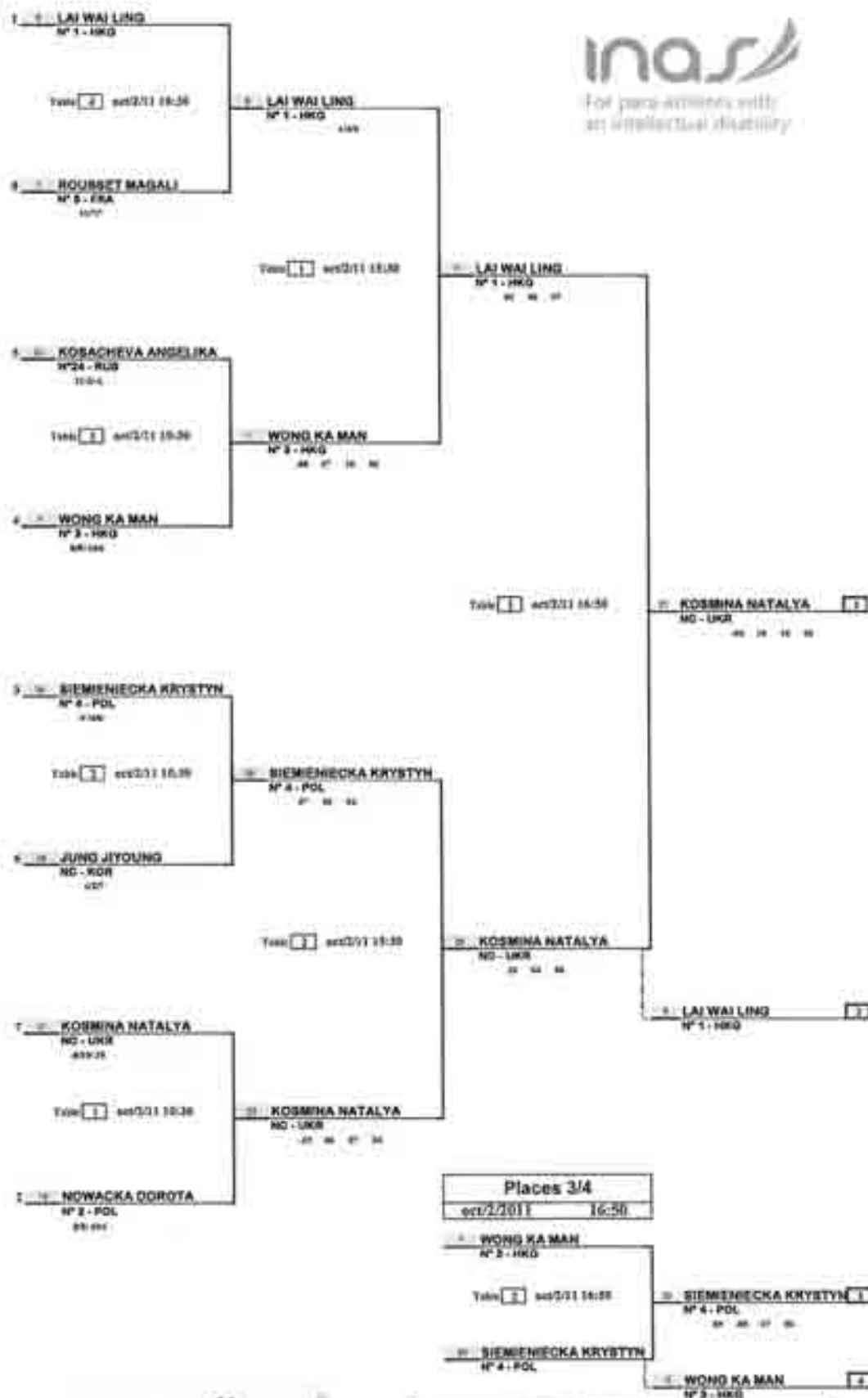


For para-athletes with
an intellectual disability

QUARTER-FINAL		SEMI-FINAL		FINAL		WINNER
oct/2/2011	10:30	oct/2/2011	15:30	oct/2/2011	16:50	

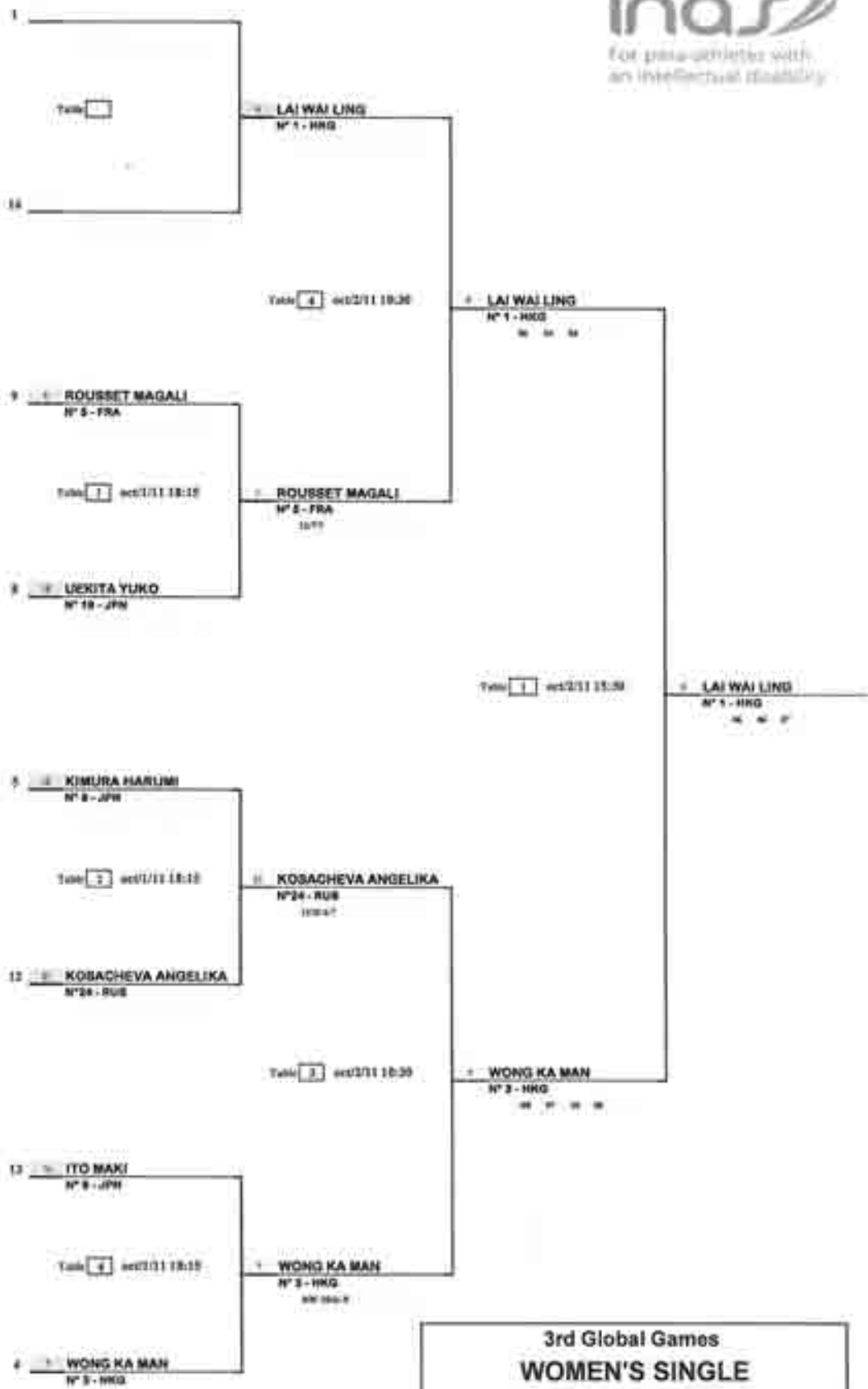
inas

For para-athletes with an intellectual disability

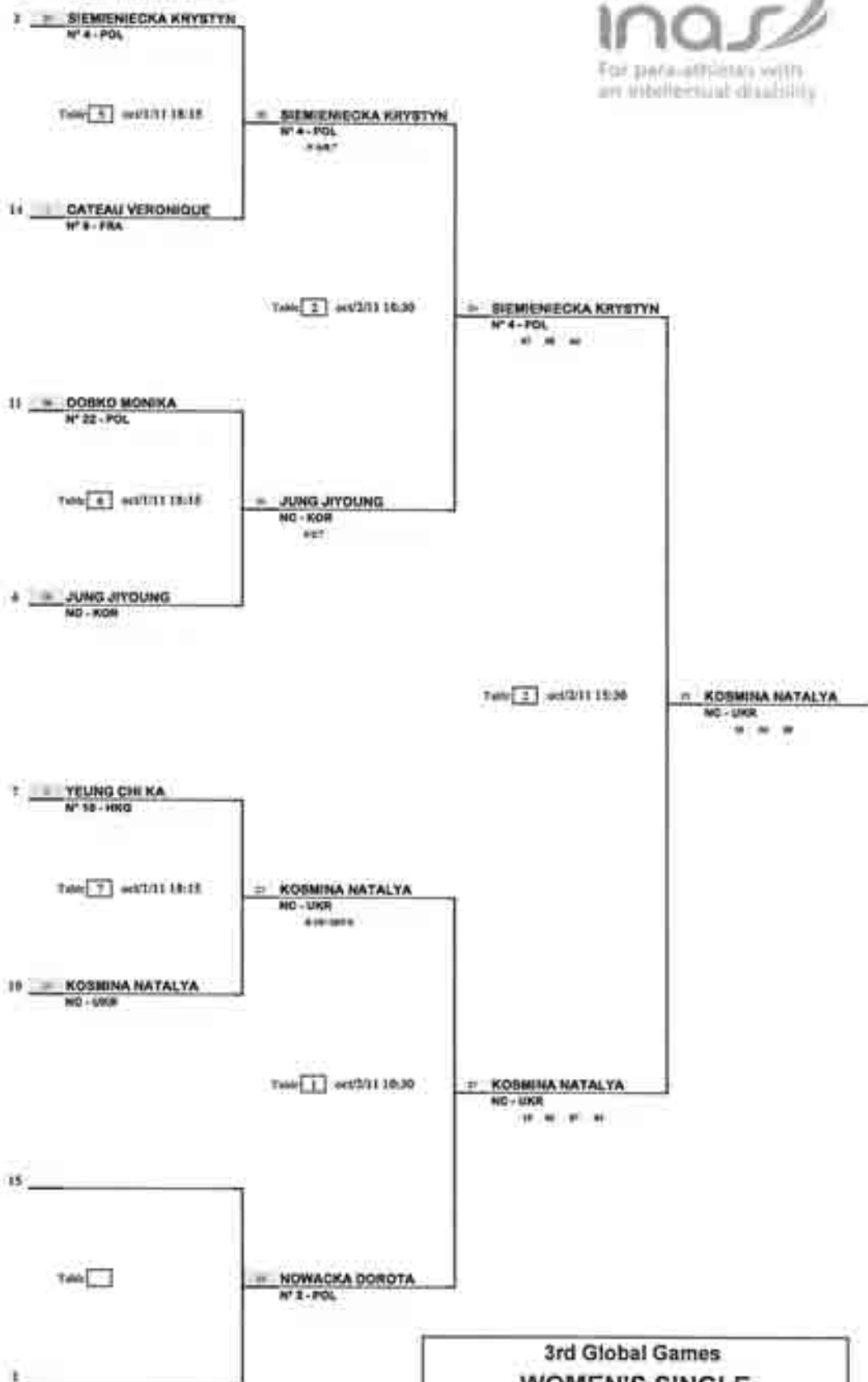


3rd Global Games
WOMEN'S SINGLE
Part Final

Round of 16		Quarter-Final		Semi-Final		Qualified for the Final
oct/1/2011	18:15	oct/2/2011	18:30	oct/2/2011	15:30	



Round of 16	Quarter-Final	Semi-Final	Qualified for the Final
oct/1/2011 18:15	oct/2/2011 10:30	oct/2/2011 15:30	

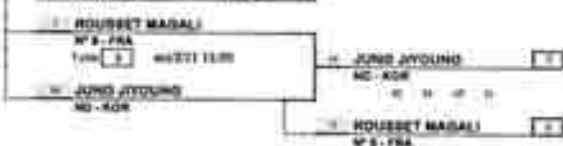


3rd Global Games
WOMEN'S SINGLE
 Part 2 of 2

Losers Places 5 to 8	Places 5/8	Placings
sat/2/2011 11:10	sat/2/2011 12:50	



Places 7/8
sat/2/2011 11:50



Losers Places 9 to 16	Places 9 to 12	Places 9/10	Placings
sat/2/2011 16:50	sat/2/2011 19:20	sat/2/2011 19:00	



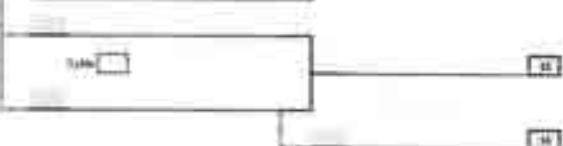
Places 11/12
sat/2/2011 20:00



Losers Places 13 to 16	Places 13/14	Placings
sat/2/2011 19:25	sat/2/2011 19:15	



Places 15/16
sat/2/2011 20:00



3rd Global Games
WOMEN'S SINGLE
 Placings 5th to 16th



RESULTS





WOMEN'S

TEAM



3rd Global Games

Place :	Genova (ITA)
TEAM EVENT :	WOMEN'S

DATE :	sept/27/2011
GROUP	1



N° Ass.	COUNTRIES	Ass.
6	HONG KONG CHINA	HKG
8	JAPAN	JPN
9	SOUTH KOREA	KOR

Playing Area	Day	Time Schedule	PLAYING SCHEDULE				Score	1	2	3
			1 - 3							
T.2	TUE.	10:00	1 - 3	HONG KONG CHINA	SOUTH KOREA	3	0	3		1
T.6	TUE.	15:30	1 - 2	HONG KONG CHINA	JAPAN	3	1	3	1	
T.4	TUE.	17:45	2 - 3	JAPAN	SOUTH KOREA	2	3		1	3
						Points	6	2	4	
						Rank	1	3	2	

CLASSIFICATION		
6	1st	HONG KONG CHINA
9	2nd	SOUTH KOREA
8	3rd	JAPAN

SIGNING OF THE REFEREE
Gilles BOUVIER

3rd Global Games

Place :	Genova (ITA)
TEAM EVENT :	WOMEN'S

DATE :	sept/27/2011
GROUP	2



N° Ass.	COUNTRIES	Ass.
10	POLAND	POL
4	FRANCE	FRA
13	SOUTH AFRICA	RSA

Playing Area	Day	Time Schedule	PLAYING SCHEDULE				Score	1	2	3
			1 - 3							
T. 7	TUE.	10:00	1 - 3	POLAND	SOUTH AFRICA	3	0	3		1
T. 1	TUE.	15:30	1 - 2	POLAND	FRANCE	3	0	3	1	
T. 5	TUE.	17:45	2 - 3	FRANCE	SOUTH AFRICA	3	0		3	1
						Points	6	4	2	
						Rank	1	2	3	

CLASSIFICATION		
10	1st	POLAND
4	2nd	FRANCE
13	3rd	SOUTH AFRICA

SIGNING OF THE REFEREE
Gilles BOUVIER

3rd Global Games

SCORE SHEET

FULL NAME OF THE EMPIRES	

MATCH	HKG / KOR	ROUND	1st	GROUP	I
Date : sept/27/2011		Time Schedule : 10:00			
MEN		* WOMEN		Table : T.2	

* Choose the right number

N°	06	Association	HONG KONG CHINA	Rank
Player's number		PLAYERS : FULL NAME		
9	A	LAI WAI LING		N° 1
8	B	YEUNG CHE KA		N° 10
7		WONG KA MAN		N° 3
8	Double*	YEUNG CHE KA		N° 10

* Only in the event of change of player for the double

N°	09	Association	SOUTH KOREA	Rank
Player's number		PLAYERS : FULL NAME		
16	X	JUNG JIYOUNG		NC
17	Y	SEO YANGHEE		NC
16	Double*	JUNG JIYOUNG		NC
17		SEO YANGHEE		NC

* Only in the event of change of player for the double

GAMES					MATCH TO	
1	2	3	4	5	AB	XV
02	06	04			A	SEO YANGHEE
02	10	04			B	JUNG JIYOUNG
04	-09	10	06		Double	JUNG JIYOUNG / SEO YANGHEE
					A	JUNG JIYOUNG
					B	SEO YANGHEE
TOTAL POINTS FOR EACH TEAM					3	

ORDER OF PLAY

opponents	Y
	X
Double	JUNG JIYOUNG / SEO YANGHEE
	X
	Y

COACH TEAM A	COACH TEAM X	3
Full Name	Full Name	
Club Name Year	Club Name Year	
Ranking order at the end of the event	Ranking order at the end of the event	
TEAM A	HONG KONG CHINA	
TEAM X	SOUTH KOREA	

Signing of the Umpire

ROUND	1st
--------------	------------



3rd Global Games

SCORE SHEET

FULL NAME OF THE UMPIRES	

MATCH	HKG / JPN	ROUND	2nd	GROUP	1
Date: sept/27/2011		Time Schedule: 15:30			
MEX		* WOMEN		Table: T.6	

* Check the right number

n°	06	Association	HONG KONG CHINA	Rank
Players' number		PLAYERS : FULL NAME		Rank
9	A	LAI WAI LING		N° 1
8	B	YEUNG CHI KA		N° 10
7		WONG KA MAN		N° 3
9		LAI WAI LING		N° 1

* Only in the event of change of player for the double

n°	08	Association	JAPAN	Rank
Players' number		PLAYERS : FULL NAME		Rank
10	X	ITO MAKI		N° 6
12	Y	KIMURA HARUMI		N° 8
10		ITO MAKI		N° 6
12		KIMURA HARUMI		N° 8

* Only in the event of change of player for the double

GAMES		ORDER OF PLAY		MATCH TO		
1	2	3	4	5	AB	XY
06	04	07				
	A	LAI WAI LING				
	B	YEUNG CHI KA				
06	11	09				
	Double	WONG KA MAN / LAI WAI LING				
02	04	03				
	A	LAI WAI LING				
-10	-08	07	-08			
	B	YEUNG CHI KA				
TOTAL POINTS FOR EACH TEAM					3	1

COACH TEAM A	COACH TEAM X	TEAM A	HONG KONG CHINA	3
Full Name CUI Xian Yan	Full Name TANAKA Yusaku			
		TEAM X	JAPAN	1

Signing of the Umpires

ROUND	2nd
--------------	------------



3rd Global Games

SCORE SHEET

FULL NAME OF THE UMPIRES	

MATCH	JPN / KOR	ROUND	3rd	GROUP	I
Date : sept/27/2011		Time Schedule :		17:45	
MEN		* WOMEN		T.4	

* Choose the right association

s ⁿ	09	Association	SOUTH KOREA	Rank
Players' number		PLAYERS : FULL NAME		
16	A	JUNG JIYOUNG	JUNG JIYOUNG	NC
17	B	SEO YANGHEE	SEO YANGHEE	NC
16	Double*	JUNG JIYOUNG	JUNG JIYOUNG	NC
17		SEO YANGHEE	SEO YANGHEE	NC

* Only in the event of change of player for the double


s ⁿ	08	Association	JAPAN	Rank
Players' number		PLAYERS : FULL NAME		
10	X	ITO MAKI	ITO MAKI	N° 6
12	Y	KIMURA HARUMI	KIMURA HARUMI	N° 8
10	Double	ITO MAKI	ITO MAKI	N° 6
12		KIMURA HARUMI	KIMURA HARUMI	N° 8

* Only in the event of change of player for the second simple one

GAMES		3		4		5		ORDER OF PLAY		MATCH TO		
08	07	08						A	JUNG JIYOUNG	KIMURA HARUMI	AB	XY
-05	-06	-06						B	SEO YANGHEE	ITO MAKI		
03	-04	04	-04	08				Double	JUNG JIYOUNG / SEO YANGHEE	ITO MAKI / KIMURA HARUMI		1
-04	-04	-02						A	JUNG JIYOUNG	ITO MAKI		1
09	09	07						B	SEO YANGHEE	KIMURA HARUMI		1
TOTAL POINTS FOR EACH TEAM										3	2	

COACH TEAM A Full Name	COACH TEAM X Full Name TANAKA Yusaku	TEAM A	SOUTH KOREA	3
Signing date in the end of the month		TEAM X	JAPAN	2

Signing of the Umpire



3rd Global Games

SCORE SHEET

FULL NAME OF THE UMBRES	

MATCH	POL / FRA	ROUND	2nd	GROUPE	2
Date : sept/27/2011		Time Schedule :		15:30	
3-MEN		* WOMEN		T.1	

n°	10	Association	POLAND
Players' number		PLAYERS : FULL NAME	Rank
19	A	NOWACKA DOROTA	N° 2
20	B	SIEMIENIECKA KRYSZYN	N° 4
19	Double*	NOWACKA DOROTA	N° 2
18		DORKO MONIKA	N° 22

* Only in the event of change of player for the double

n°	04	Association	FRANCE
Players' number		PLAYERS : FULL NAME	Rank
5	X	ROUSSET MAGALI	N° 5
3	Y	CATEAU VERONIQUE	N° 9
4	Double*	DAVID MELANIE	N° 47
5		ROUSSET MAGALI	N° 5

* Only in the event of change of player for the double

GAMES				MATCH TO		
1	2	3	4	5	AB	XY
02	05	06				
08	05	09				
07	09	05				
ORDER OF PLAY A : NOWACKA DOROTA Y : CATEAU VERONIQUE B : SIEMIENIECKA KRYSZYN X : ROUSSET MAGALI Double : NOWACKA D. / DORKO M. Double : DAVID M. / ROUSSET M. A : NOWACKA DOROTA X : ROUSSET MAGALI B : SIEMIENIECKA KRYSZYN Y : CATEAU VERONIQUE					TOTAL POINTS FOR EACH TEAM 3	

COACH TEAM A	COACH TEAM X	TEAM A	3
Full Name WISNIEWSKI Przemyslaw	Full Name	POLAND	
Signature with the seal at the end of the match	Signature with the seal at the end of the match	FRANCE	

Signature of the Umpire

ROUND	2nd
--------------	------------



3rd Global Games

SCORE SHEET

FULL NAME OF THE UMPIRES	

MATCH	FRA / RSA	ROUND	GROUP
		3rd	2
Date : sept/27/2011		Time Schedule : 17:45	
MEN		T.5	
* WOMEN		T.5	

* Choose the right session

n°	13	Association	SOUTH AFRICA
Players' number			PLAYERS : FULL NAME
23	A	THEETHIANI NOKUBONGA	Rank NC
22	B	MASONDO MBALI	Rank NC
23	Double*	THEETHIANI NOKUBONGA	Rank NC
22		MASONDO MBALI	Rank NC

* Only in the event of change of player for the double

n°	04	Association	FRANCE
Players' number			PLAYERS : FULL NAME
3	X	CATEAU VERONIQUE	Rank N° 9
5	Y	ROUSSET MAGALI	Rank N° 5
4	Double	DAVID MELANIE	Rank N° 47
5		ROUSSET MAGALI	Rank N° 5

* Only in the event of change of player for the second simple one

GAMES			ORDER OF PLAY		MATCH TO	
1	2	3	4	5	AB	XY
-02	-02	-02				
09	-06	-02	00			
-11	-03	-09				
TOTAL POINTS FOR EACH TEAM					3	

COACH TEAM A Full Name	COACH TEAM X Full Name	TEAM A	SOUTH AFRICA
		TEAM X	FRANCE
		3	

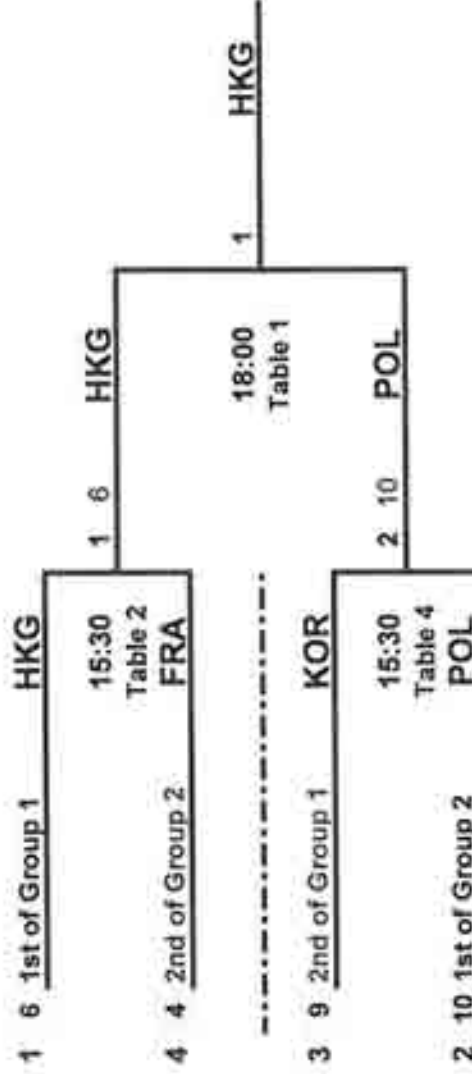
Signing of the Captain

ROUND	3rd
-------	-----



WOMEN'S TEAMS FINAL EVENT

SEMI FINALS	FINAL	WINNER
WEDNESDAY 15:30	WEDNESDAY 18:00	



WOMEN'S TEAMS GROUPS

GROUP 1		GROUP 2	
A	6 HKG	A	10 POL
B	8 JPN	B	4 FRA
C	9 KOR	C	13 RSA

RESULTS		RESULTS	
1st	6 HKG	1st	10 POL
2nd	9 KOR	2nd	4 FRA
3rd	8 JPN	3rd	13 RSA

4 FRA

6 HKG

8 JPN

9 KOR

10 POL

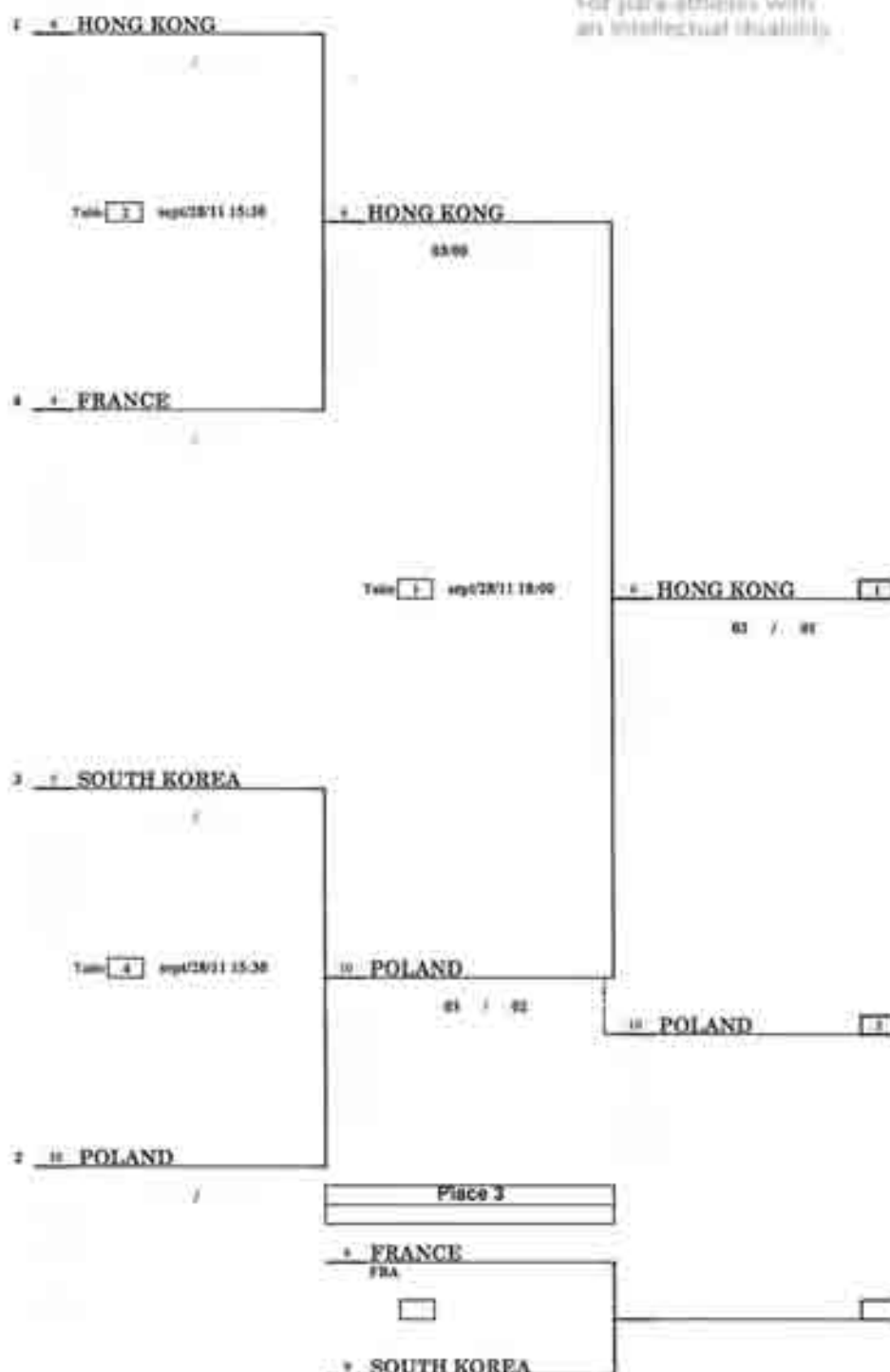
13 RSA

TEAMS RANKING

	Pts
1 6 - HKG	396,52
2 10 - POL	375,33
3 4 - FRA	261,93
4 8 - JPN	243,76
5 9 - KOR	0
6 13 - RSA	0



Semi-Final		Final		Winner
sept/28/2011	15:30	sept/28/2011	18:00	



3rd Global Games
TEAM EVENT
WOMEN'S

3rd Global Games

SCORE SHEET

FULL NAME OF THE UMPIRES	

MATCH	HKG / FRA	status	Semi-Final
Date : sept/28/2011		Time Schedule : 15:30	
MEN		WOMEN	
* CHOOSE THE RIGHT SEXTION		Table : 2	

n°	06	Association	HONG KONG CHINA	Rank
	Players' number	PLAYERS : FULL NAME		Rank
	9	A	LAI WAI LING	N° 1
	8	B	YEUNG CHI KA	N° 10
	9	Double*	LAI WAI LING	N° 1
7		WONG KA MAN	N° 3	

* Only in the event of change of player for the double

n°	04	Association	FRANCE	Rank
	Players' number	PLAYERS : FULL NAME		Rank
	5	X	ROUSSET MAGALI	N° 5
	4	Y	DAVID MELANIE	N° 47
	5	Double*	ROUSSET MAGALI	N° 5
3		CATEAU VERONIQUE	N° 9	

* Only in the event of change of player for the double

GAMES				ORDER OF PLAY		MATCH TO	
J	2	3	4	5	AB	XY	
00	02	02			LAI WAI LING	DAVID MELANIE	1
05	09	04			YEUNG CHI KA	ROUSSET MAGALI	1
04	07	07			Double LAI WAI LING / WONG KA MAN	ROUSSET MAGALI / CATEAU VERONIQUE	1
					A LAI WAI LING	ROUSSET MAGALI	
					B YEUNG CHI KA	DAVID MELANIE	
TOTAL POINTS FOR EACH TEAM						3	

COACH TEAM A Full Name CUI Xiao Yan	COACH TEAM X Full Name 	TEAM A	HONG KONG CHINA	3
<small>Signature and stamp of the coach</small> <small>Signature and stamp of the coach</small>		TEAM X	FRANCE	

Signature of the Umpire

ROUND
Semi-Final



3rd Global Games

SCORE SHEET

FULL NAME OF THE UMPIRES	

MATCH	KOR / POL	ROUND	Semi-Final
Date : sept/28/2011		Time Schedule : 15:30	
3-MEN		* WOMEN	
		Table	4

* Choose the right number

N°	10	Association	POLAND
Players' number		PLAYERS : FULL NAME	
19	A	NOWACKA DOROTA	N° 2
20	B	SIEMIENIECKA KRYSZTYN	N° 4
20	Double*	SIEMIENIECKA KRYSZTYN	N° 4
19		NOWACKA DOROTA	N° 2

* Only in the event of change of player for the double

N°	09	Association	SOUTH KOREA
Players' number		PLAYERS : FULL NAME	
16	X	JUNG JIYOUNG	NC
17	Y	SEO YANGHEE	NC
16	Double*	JUNG JIYOUNG	NC
17		SEO YANGHEE	NC

* Only in the event of change of player for the double

GAMES		ORDER OF PLAY					MATCH TO	
1	2	3	4	5		AB	XY	
-09	09	-09	-03		A	NOWACKA DOROTA	SEO YANGHEE	
09	-08	12	08		B	SIEMIENIECKA KRYSZTYN	JUNG JIYOUNG	
-09	-07	04	10	-06	Double	SIEMIENIECKA KRYSZTYN / NOWACKA DOROTA	JUNG JIYOUNG / SEO YANGHEE	
01	05	-09	-07	09	A	NOWACKA DOROTA	JUNG JIYOUNG	
-07	07	11	-12	09	B	SIEMIENIECKA KRYSZTYN	SEO YANGHEE	
TOTAL POINTS FOR EACH TEAM						3	2	

COACH TEAM A Full Name WISNIEWSKI Przemyslaw	COACH TEAM X Full Name 	TEAM A POLAND	TEAM X SOUTH KOREA
		3	2

Signing of the Umpire:

ROUND	Semi-Final
-------	------------



3rd Global Games

SCORE SHEET

FULL NAME OF THE UMPIRES	

MATCH	HKG / POL	ROUND	Final
MEN	Date : sept/28/2011	Time Schedule :	18:00
	WOMEN	Table :	1

* Choose the right nation

N°	06	Association	HONG KONG CHINA	Rank
9	A	LAI WAI LING		N° 1
8	B	YELING CHE KA		N° 10
9	Double*	LAI WAI LING		N° 1
7		WONG KA MAN		N° 3

* Only in the event of change of player for the double

N°	10	Association	POLAND	Rank
20	X	SIEMIENIECKA KRYSZYN		N° 4
19	Y	NOWACKA DOROTA		N° 2
20	Double*	SIEMIENIECKA KRYSZYN		N° 4
19		NOWACKA DOROTA		N° 2

* Only in the event of change of player for the double

GAMES					MATCH TO	
1	2	3	4	5	AB	XY
03	03	05				
06	-05	-08	10	-04		
04	05	08				
-07	04	07	-07	06		
ORDER OF PLAY						
					opposit to	Y
					A	LAI WAI LING
					B	YELING CHE KA
					Double	LAI WAI LING / WONG KA MAN
					A	LAI WAI LING
					B	YELING CHE KA
						NOWACKA DOROTA
						SIEMIENIECKA KRYSZYN
					Double	SIEMIENIECKA KRYSZYN / NOWACKA DOROTA
						SIEMIENIECKA KRYSZYN
						NOWACKA DOROTA
					TOTAL POINTS FOR EACH TEAM	
					3	1

COACH TEAM A Full Name CHU TIAN YAN	COACH TEAM X Full Name WISNIEWSKI FRANCISZK	TEAM A TEAM X	HONG KONG CHINA POLAND	3 1
<small>Signature date at the end of the month</small> <small>Signature date at the end of the month</small>		<small>Signature of the Umpires</small>		

ROUND
Final



3rd Inas Global Games Basketball results

27/09 - Australia (F) - Japan (F): 63-53
 27/09 - Venezuela (M) - Brasil (M): 60-63
 27/09 - Japan (M) - Italy (M): 115-24
 27/09 - Portugal (M) - Australia (M): 64-42
 28/09 - Australia (F) - Brasil (F): 55-35
 28/09 - Venezuela (M) - Japan (M): 104-54
 28/09 - Brasil (M) - Italy (M): 121-23
 28/09 - Portugal (M) - France (M): 74-46
 29/09 - Venezuela (M) - Itália (M): 178-26
 29/09 - Brasil (M) - Japan (M): 91-34
 29/09 - Australia (M) - France (M): 73-63
 30/09 - Australia (F) - Japan (F): 67-27
 30/09 - France (M) - Italy (M): 76-25
 1/10 - Japan (F) - Brasil (F): 58-36
 1/10 - Itália (M) - Japan (M): 34-138
 1/10 - Brasil (M) - Australia (M): 71-41
 1/10 - Portugal (M) - Venezuela (M): 64-66
 2/10 - Australia (F) - Brasil (F): 74-30
 2/10 Japan (M) - France (M): 97-53
 2/10 Australia (M) - Portugal (M): 46-79 (Bronze Game)
 3/10 Australia (F) - Japan (F): 65-42 (Gold Game)
 3/10 Venezuela (M) - Brasil (M): 49-72 (Gold Game)

CLASSIFICATION Women

AUSTRALIA
 JAPAN
 BRASIL

CLASSIFICATION Men

VENEZUELA
 BRASIL
 PORTUGAL
 AUSTRALIA
 FRANCE
 JAPAN
 ITALY

3rd Inas Global Games

Tennis Results

Round Robin's

DAY 1(9.27) h: 09:00

1 [^] turn		Result
CZE 1	vs CZE 2	2 - 0
SEDLISKY	JERHOT	6 - 3
HUS	HUMHAL	6 - 3
AUS 1	vs AUS 2	2 - 1
BURKE	PHILLIPS	6 - 7
SCHWEITZER	RUDOY	6 - 3
BURKE- SCHWEITZER	PHILLIPS-RUDOY	10-3
ITA 1	vs ITA 2	2 - 0
BRIGNONI	VIETTI	6 - 0
CATALANO	FREZZA	6 - 0
REST.....GBR		

Round robin's 27. 9. 11.00

2^ tourn

CZE 2	vs	AUS 1	0 - 2
JERHOT		BURKE	4 - 6
HUMHAL		SCHWEITZER	0 - 6

AUS 2	vs	ITA 1	2 - 0
PHILLIPS		BRIGNONI	6 - 0
RUDOY		CATALANO	6 - 4

ITA 2	vs	GBR	1 - 2
FREZZA		MILLAR	0 - 6
VIETTI		STYLES	7 - 5
FREZZA-VIETTI		MILLAR-STYLES	3 - 10

REST.....CZE1

Round Robin's

3^ turno

AUS 1	vs	CZE 1	0 - 2
BURKE		SEDLISKY	0 - 6
SCHWEITZER		HUS	2 - 6

ITA 2	vs	CZE 2	0 - 2
VIETTI		JERHOT	0 - 6
FREZZA		HUMHAL	1 - 6

GBR	vs	AUS 2	1 - 2
MILLAR		PHILLIPS	2 - 6
STYLES		RUDOY	7 - 6 (3)
MILLAR-STYLES		PHILLIPS-RUDOY	5 - 10

REST.....ITA 1

Round Robin's

4^ turno

CZE 1	vs	GBR	
SEDLISKY		MILLAR	6 - 1
HUS		STYLES	28 sept ore 9.00

CZE2	vs	AUS 2	
JERHOT		PHILLIPS	0 - 6
HUMHAL		RUDOY	28 sept ore 9.00

ITA 1	vs	AUS 1	1 - 2
BRIGNONI		BURKE	0 - 6
CATALANO		SCHWEITZER	6 - 0
BRIGNONI-CATALANO		BURKE- SCHWEITZER	5 - 10

REST.....ITA2

28. 9.

Round Robin's

4° Turn Recovery

CZE 1	vs	GBR	2 - 0
SEDLISKY		MILLAR	6 - 1 -

27 set 2011

HUS		STYLES	6 - 0
-----	--	--------	-------

28 set 2011

Round Robin's 28.9. 9.30

Fiveth Turn

AUS 1	vs	ITA 2	2 - 0
BURKE		VIETTI	6 - 0
SCHWEITZER		FREZZA	6 - 0

AUS 2	vs	CZE 1	0 - 2
PHILLIPS		SEDLISKY	3 - 6
RUDOY		HUS	4 - 6

GBR	vs	ITA 1	1 - 2
MILLAR		BRIGNONI	6 - 4
STYLES		CATALANO	1 - 6
MILLAR-STYLES		BRIGNONI-CATALANO	5 - 10

REST....CZE2

Round Robin's 28. 9. 11.00

6 ^turn			
CZE 1	vs	ITA 2	2 - 0
SEDLISKY		VIETTI	6 - 0
HUS		FREZZA	6 - 0
CZE 2	vs	ITA 1	2 - 0
JERHOT		BRIGNONI	6 - 0
HUMHAL		CATALANO	6 - 0
AUS 1	vs	GBR	2 - 1
BURKE		MILLAR	2 - 6
SCHWEITZER		STYLES	6 - 2
BURKE-SCHWEITZER		MILLAR- STYLES	10 - 5

REST.....AUS2

Round Robyn's 28. 9. 15.00

7^ turn			
ITA 1	vs	CZE 1	0 - 2
BRIGNONI		SEDLISKY	4 - 6

CATALANO		HUS	4 - 6
ITA 2	vs	AUS 2	0 - 2
VIETTI		PHILLIPS	0 - 6
FREZZA		RUDOY	2 - 6
GBR	vs	CZE 2	2 - 1
MILLAR		JERHOT	6 - 3
STYLES		HUMHAL	4 - 6
MILLAR- STYLES		JERHOT- HUMHAL	10 - 5
REST.....AUS 1			

Summary – Round Robyn’s 28. 9.

PLACING TEAM COMPETITION

1° CZECH REPUBLIC n°1

2° AUSTRALIA n°1

3° AUSTRALIA n°2

4° CZECH REPUBLIC n°2

5° ITALIA n°1

6° GRAN BRETAGNA

7° ITALIA n°2

SINGLE COMPETITION Men’s 29. 9.

Group 1
Group 4

Group 2

Group 3

CZE SEDLISKY Ondrej
AUS SCHWIETZER Zvi

POL. TOMASZEWSKI Piotr

CZE HUS Josef

ITA VIETTI Gabriele
CZE JERHOT Jakub

CZE HUMHAL Jloi

AUS BOURKE David

AUS PHILLIPS Damian
ITA CATALANO Antonio

AUS RUDOY Senya

ITA BRIGNONI Carlo

GBR DANIELS Alistair ITA FREZZA Gianluca
GBR STYLES Thomas

GBR MILLAR Peter

Group 1

CZE SEDLISKY 6 - 2 AUS PHILLIPS
AUS RUDOY
ITA VIETTI 6 - 3 GBR DANIELS
ITA FREZZA

GBR DANIELS 1 - 6 CZE SEDLISKY
POL. TOMASZEWSKI
AUS PHILLIPS 6 - 0 ITA VIETTI
CZE HUMHAL

CZE SEDLISKY 6 - 0 ITA VIETTI
CZE HUMHAL
AUS PHILLIPS 6 - 0 GBR DANIELS
ITA FREZZA

Group 2

POL. TOMASZEWSKI 2 - 6

CZE HUMHAL 6 - 0

ITA FREZZA 2 - 6

AUS RUDOY 7 - 5

POL. TOMASZEWSKI 4 - 6

AUS RUDOY 6 - 0

Group 3

CZE HUS 6 - 0 ITA BRIGNONI
CATALANO
AUS BOURKE 7 - 5 GBR MILLAR
STYLES

GBR MILLAR 4 - 6 CZE HUS
SCHWIETZER
ITA BRIGNONI 2 - 6 AUS BOURKE
JERHOT

CZE HUS 4 - 6 AUS BOURKE
CZE JERHOT
ITA BRIGNONI 1 - 6 GBR MILLAR
GBR STYLES

Group 4

AUS SCHWIETZER 7 - 5 ITA

CZE JERHOT 6 - 1 GBR

GBR STYLES 0 - 6 AUS

ITA CATALANO 7 - 5 CZE

AUS SCHWIETZER 6 - 7

ITA CATALANO 6 - 1

INAS CIP
CONI/FIT INAS

GLOBAL GAMES 29. 9.

SINGLE COMPETITION Women's

Round Robin's

		Result
LIPINSKA Karolina	vs JURENKO Zara.....	6 - 2.....
WREN Kelli	vs SIWINSKA Alicja.....	6 - 0.....
JURENKO Zara	vs WREN Kelli.....	0 - 6.....
SIWINSKA Alicja	vs CORT Fiona.....	6 - 3.....
CORT Fiona	vs LIPINSKA Karolina.....	
JURENKO Zara	vs CORT Fiona.....	3 - 6.....
WREN Kelli	vs LIPINSKA Karolina.....	6 - 2.....
CORT Fiona	vs WREN Kelli.....	6 - 2.....
LIPINSKA Karolina	vs SIWINSKA Alicja.....	6 - 1.....

	court	COURT 1	COURT 2	COURT 3
start				
9:00	6	SEDLISKY Ondrej Cze <i>sing masch.</i>	6	BURKE Dvid Aus <i>sing masch.</i>
	2	SCHWEITZER Zvi Aus	7	RUDOY Seyna Aus
to follow	7	AUSTRALIA 2 Bourke-Schweitzer <i>doppio masch.</i>	6	CZE 1 Sedlisky-Jerhot <i>doppio masch.</i>
	5	AUSTRALIA 1 Phillips-Rudoy	2	CZE 2 Hus-Humhal
12:00			2	AUSTRALIA Cort-Wren <i>Team Competition donne</i>
			0	POLONIA Lipinska-Siwinska
				Wren-Lipinska 6/1 6/1 Cort-Siwinska 6/3 6/7 10/3
14:30	3	VIETTI Gabriele Ita <i>Consolation</i>	6	MILLAR Peter Gbr
	6	BRIGNONI Carlo Ita	4	DANIELS Alistair Gbr
			6	TOMASZEWSKY Piotr Pol <i>Consolation</i>
			3	STYLES Thomas Gbr
15:30	3	Lipinska- Tomaszewski Pol <i>doppio misto</i>	6	Jurenko-Millar Gbr <i>doppio misto</i>
	6	Wren-Phillips Aus 1	7	Cort-Burke Aus 2
16:30	1	Siwinska-Sedlisky Pol Cze <i>doppio misto</i>	3	Cort-Burke Aus 2 <i>doppio misto</i>
	6	Wren-Phillips Aus 1	6	Lipinska- Tomaszewski Pol
			2	BRIGNONI Carlo Ita <i>Consolation</i>
			6	JERHOT Jakub Cze
17:30	6	Lipinska- Tomaszewski Pol <i>doppio misto</i>	6	Wren-Phillips Aus 1
	3	Siwinska-Sedlisky Pol Cze	0	Jurenko-Millar Gbr <i>doppio misto</i>


SIWINSKA Alicja vs JURENKO Zara.....

1. 10.

2. 10.

COURT 1	COURT 2	COURT 3
<p>6 6 SEDLISKY Ondrej CZE</p> <p>Finale Sing. Masch.</p> <p>3 0 RUDOY Senya AUS</p>	<p>1 4 SCHWEITZER Zvi AUS</p> <p>3° Posto Sing. Masch.</p> <p>6 6 BURKE David AUS</p>	<p>6 MILLAR Peter Gbr</p> <p>Semi Consolation</p> <p>0 TOMASZEWSKI Piotr Pol</p>
<p>DW</p>	<p>Aus</p> <p>6 6 CORT Fiona WREN Kelli</p> <p>Finale Doppio Femm.</p> <p>0 2 LIPINSKA Karolina SIWINSKA Alicia Pol</p>	<p>vs.</p>
<p>6 2 4 Bourke- Sckweitzer Aus 1</p> <p>Finale Doppio Masch.</p> <p>2 6 10 Sedlisky-Jerhot Cze 1</p>		<p>6 6 Phillips-Rudoy Aus 2</p> <p>3° Posto Doppio Masch.</p> <p>2 2 Hus-Humhal Cze 2</p>
	<p>2 JERHOT Cze</p> <p>Finale Consolation</p> <p>6 MILLAR Gbr</p>	<p>vs</p>

CZE 1 Sedlisky - Jerhot



CZE 1 Sedlisky - Jerhot


6.2

CZE 2 Hus - Humhal

CZE 1 Sedlisky - Jerhot

26 - 62 -10/4

AUS 2 Phillips - Rudoy



AUS 1 Bourke - Schweitzer

7.5

AUS 1 Bourke - Schweitzer

**SINGLE COMPETITION Men's
CONSOLATION**

GLOBAL GAMES

ITA VIETTI GABRIELE

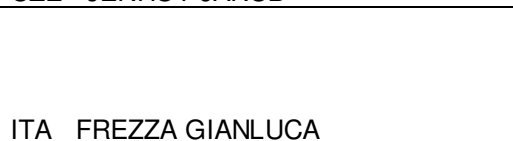


ITA BRIGNONI CARLO

ITA BRIGNONI CARLO

6.3

CZE JERHOT JAKUB



ITA FREZZA GIANLUCA

CZE JERHOT JAKUB

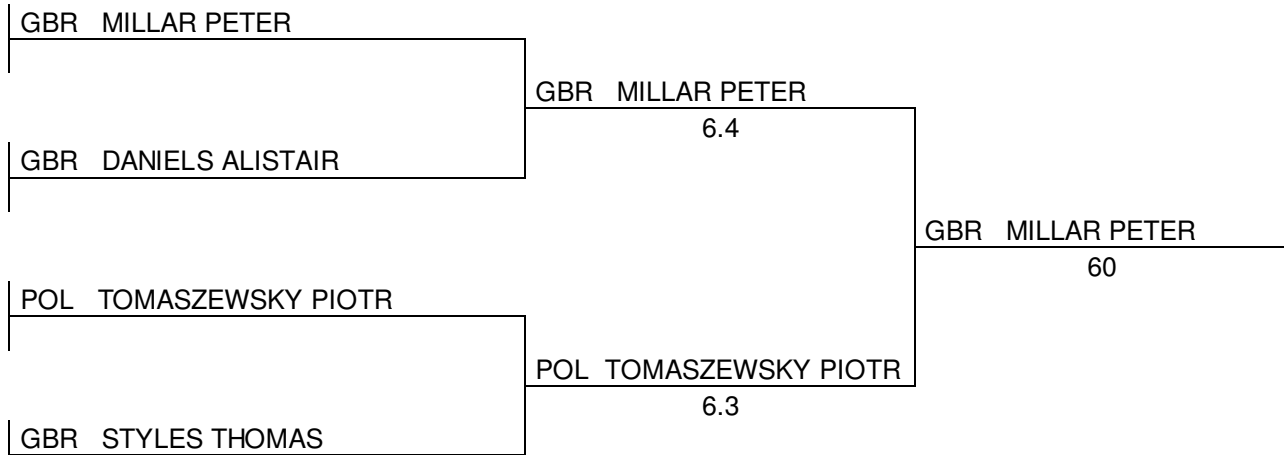
w.o.

CZE JERHOT JAKUB

6.2

GBR MILLAR PETER

62



SINGLE COMPETITION Men's

GLOBAL GAMES



referee Vincenzo Sasso

- TEAM COMPETITION MEN

3° AUSTRALIA n°2

2° AUSTRALIA n°1

1° CZECH REPUBLIC n°1

- MIXED DOUBLE

3RD PLACE : POLONIA (LIPINSKA / TOMASZEWSKI)

2ND PLACE : POLONIA/ CZECH REPUBLIC (SIWINSKA / SEDLYSKY)

WINNER : AUSTRALIA 1 (WREN – PHILLIPS)

- WOMEN' S DOUBLE

2ND PLACE : POLONIA (LIPINSKA / SIWINSKA)

WINNER : AUSTRALIA (WREN / CORT)

- TEAM COMPETITION WOMEN

2ND PLACE : POLONIA (LIPINSKA / SIWINSKA)

WINNER : AUSTRALIA (WREN / CORT)

- WOMEN' S SINGLE

3RD PLACE : SIWINSKA ALICJA (POLONIA)

2ND PLACE : LIPINSKA KAROLINA (POLONIA)

WINNER : WREN KELLY (AUSTRALIA)

- MEN' S DOUBLE

3RD PLACE : AUSTRALIA 2 (PHILLIPS / RUDOY)

2ND PLACE : AUSTRALIA 1 (BOURKE / SCHWEITZER)

WINNER :CZECH REPUBLIC 1 (SEDLISKY / JERHOT)

- MEN' S SINGLE

3RD PLACE : BURKE DAVID (AUSTRALIA)

2ND PLACE : RUDOY SENYA (AUSTRALIA)

WINNER : SEDLISKY ONDREJ (CZECH REPUBLIC)



1000 mt. MEN FINAL

Place		Name	Time	Avg. Pace
1	HKG	TSUI KWOK MAN	03:21.1	1:40.6
2	ITA	DI DONATO FRANCESCO	03:24.6	1:42.3
3	HKG	SZETO TUNG CHUN	03:24.9	1:42.5
4	RSA	MHLONGO HAVY	03:29.1	1:44.6
5	POR	GARROTE NELSON	03:30.8	1:45.4
6	ITA	VARESANO LUCA	03:32.4	1:46.2
7	ITA	ALTOBELLI ARMANDO	03:33.7	1:46.8
8	RSA	MAKHONCO BANELE	03:34.1	1:47.1
9	RSA	SHABALALA MBUSO	03:34.5	1:47.2
10	ITA	DAL VERME CARLO	03:35.9	1:48.0
11	ITA	BORSANI FRANCESCO	03:37.9	1:48.9
12	POR	PIRES RICARDO	03:45.1	1:52.6
13	ITA	BRUNENGO MATTEO	04:00.2	2:00.1
14	RSA	MLAMBO CEBO	04:39.5	2:19.8

1000 mt. WOMEN FINAL

Place		Name	Time	Avg. Pace
1	POR	PINHO SARA	03:57.0	1:58.5
2	HKG	LIU WANG SIN	04:03.4 ✓	2:01.7
3	HKG	LAM KING SHAN	04:08.3 ✓	2:04.1
4	ITA	QUATTROCIOCCHI KATIA	04:10.3	2:05.1
5	USA	GILBERT SARA	04:12.2	2:06.1
6	POR	LISBOA CARLA	04:12.4	2:06.2
7	ITA	TIEGHI ELISABETTA	04:12.4	2:06.2
8	ITA	SAPIA MARTA	04:23.2	2:11.6
9	ITA	INDELICATO GIORGIA	04:59.4	2:29.7



500 mt. MEN FINAL

Place	Country	Name		Time	Avg. Pace
1	RSA	MAKHONKO	DANELE	01:32.3	1:32.3
2	RSA	MHLONGO	HAVY	01:33.3	1:33.3
3	RSA	SHABALALA	MBUSO	01:33.9	1:33.9
4	ITA	DI DONATO	FRANCESO	01:34.9	1:34.9
5	HKG	TSUI	KWOK MAN	01:35.4	1:35.4
6	HKG	SZETO	TUNG CHUN	01:36.6	1:36.6
7	ITA	VARESANO	LUCA	01:37.4	1:37.4
8	ITA	ALTOBELLI	ARMANDO	01:38.3	1:38.3
9	ITA	DAL VERME	CARLO	01:40.8	1:40.8
10	POR	GARROTE	NELSON	01:41.2	1:41.2
11	ITA	BORSANI	FRANCESCO	01:42.3	1:42.3
12	POR	PIRES	RICARDO	01:42.9	1:42.9
13	USA	WORLEY	BRUCE	01:43.9	1:43.9
14	USA	WORLEY	MARK	01:46.3	1:46.3
15	ITA	BRUNENGO	MATTEO	01:51.0	1:51.0
16	RSA	MLAMBO	CEBO	01:52.3	1:52.3

500 mt. WOMEN FINAL

Place	Country	Name		Time	Avg. Pace
1	POR	PINHO	SARA	01:48.0	1:48.0
2	ITA	QUATTROCIOCCHI	KATIA	01:54.6	1:54.6
3	HKG	LIU	WANG SIN	01:58.4	1:58.4
4	POR	LISBOA	CARLA	01:58.5	1:58.5
5	HKG	LAM	KING SHAN	01:59.1	1:59.1
6	ITA	TIEGHI	ELISABETTA	01:59.6	1:59.6
7	USA	GILBERT	SARA	02:00.7	2:00.7
8	ITA	SAPIA	MARTA	02:02.9	2:02.9
9	ITA	INDELICATO	GIORGIA	02:19.5	2:19.5



4 x 500 mt. MIXED RELAY

September, 30, 2011

Place	Team	Name	time	Avg. Pace
1	POR	PIRES RICARDO PINHO SARA GARROTE NELSON LISBOA CARLA	07:15.7	1:48.9
2	HKG	TSUI KWOK MAN SZETO TUNG CHUN LIU WANG SIN LAM KING SHAN	07:16.1	1:49.0
3	ITA 1	DI DONATO FRANCESCO VARESANO LUCA TIEGHI ELISABETTA SAPIA MARTA	07:19.6	1:49.9
4	ITA 2	ALTOBELLI ARMANDO DAL VERME CARLO QUATTROCIOCCHI KATIA INDELICATO GIORGIA	07:53.7	1:58.4



4 x 1000 mt. MIXED RELAY

1 October 2011

Place	Team	Name	time	Avg. Pace
1	POR	PIRES RICARDO PINHO SARA GARROTE NELSON LISBOA CARLA	15:08.8	1:53.6
2	HKG	TSUI KWOK MAN SZETO TUNG CHUN LIU WANG SIN LAM KING SHAN	15:10.1	1:53.8
3	ITA 1	DI DONATO FRANCESCO VARESANO LUCA TIEGHI ELISABETTA SAPIA MARTA	15:32.9	1:56.6
4	ITA 2	ALTOBELLI ARMANDO DAL VERME CARLO QUATTROCIOCCHI KATIA INDELICATO GIORGIA	16:34.3	2:04.3



Water race 28 SEPTEMBER 2011

FINALS

h. 11,00

1° Lane 1	b	KING SHAN LAM	5:09.67
HKG	2	WANG SIN LIU	
	3	KWOK MAN TSUI	
	s	TUNG CHUN SZETO	
	Cox	LAI YIN CHEUNG	
2° Lane 3	b	DAL VERME CARLO	5:28.04
POR/	2	NELSON GARROTE	POR
ITA	3	QUATTROCIOCCHI KATIA	
	s	ALTOBELLI ARMANDO	
	Cox	ROVERA FEDERICA	
3° Lane 2	b	INDELICATO GIORGIA	5:38.15
ITA	2	TIEGHI ELISABETTA	
	3	BRUNENGO MATTEO	
	s	BORSANI FRANCESCO	
	Cox	ZOPPI FEDERICO	
4° Lane 4	b	SAPIA MARTA	5:59.73
RSA/	2	VARESANO LUCA	
ITA	3	MHLONGO HAVY	RSA
	s	MAKHONCO BANELE	RSA
	Cox	PANIZZA FAUSTO	



**GLOBAL GAMES LIGURIA 2011
INDIVIDUAL TIME TRAIL
Casella (GE), 01/10/11**

POS	BIB	NAME	SURNAME	UCICODICE	DISTANCE	TIME	KM/H	GENDER
1	11	Danuta	POZNANSKA	POL19780803	5000	09.00,57		F
2	7	Renata	HUSZAR	HUN19890630	5000	09.48,91		F
1	15	Charles Syd	LEA	USA19850606	10000	14.43,82		M
2	4	Dalibor	HAVELKA	CZE19911001	10000	15.36,16		M
3	14	Andre	PENEDO	POR19850214	10000	15.43,39		M
4	1	Nathan	BROEREN	AUS19900704	10000	15.54,09		M
5	12	Carlos	CARVALO	POR198411109	10000	15.57,91		M
6	8	Waldemar	KULIK	POL19881213	10000	16.40,86		M
7	3	Karel	LAGA	BEL19891224	10000	16.45,32		M
8	10	Mateusz	WDOWIAK	POL19911130	10000	16.46,07		M
9	13	Mario	GONCALVES	POR19650704	10000	16.53,26		M
10	9	Stanislaw	SKIBA	POL19841213	10000	17.09,18		M
11	5	Gabor	BANDA	HUN19910129	10000	17.12,05		M
12	6	Attila	FOLDHAZI	HUN19830531	10000	17.13,73		M
13	2	Nicholas	PETTERSEN	AUS19870507	10000	18.25,39		M



GLOBAL GAMES LIGURIA 2011
ROAD RACE
Casella (GE), 30/09/11

POS	BIB	NAME	SURNAME	UCICODICE	DISTANCE	TIME	KM/H	GENDER
1	11	Danuta	POZNANSKA	POL19780803	27280	56.20,25	29,05	F
2	7	Renata	HUSZAR	HUN19890630		2 lap		F
1	15	Charles Syd	LEA	USA19850606	40920	1.08.02,47	36,08	M
2	14	Andre	PENEDO	POR19850214	40920	1.08.28,33	35,86	M
3	1	Nathan	BROEREN	AUS19900704	40920	1.08.38,00	35,77	M
4	4	Dalibor	HAVELKA	CZE19911001	40920	1.09.20,25	35,41	M
5	8	Waldemar	KULIK	POL19881213	40920	1.09.28,05	35,34	M
6	12	Carlos	CARVALO	POR198411109	40920	1.11.26,33	34,36	M
7	9	Stanislaw	SKIBA	POL19841213		1 lap		M
8	6	Attila	FOLDHAZI	HUN19830531		1 lap		M
9	5	Gabor	BANDA	HUN19910129		1 lap		M
10	10	Mateusz	WDOWIAK	POL19911130		1 lap		M
11	13	Mario	GONCALVES	POR19650704		1 lap		M
12	3	Karel	LAGA	BEL19891224		2 lap		M
13	2	Nicholas	PETTERSEN	AUS19870507		2 lap		M



TEAM TIME TRAIL
Casella (GE), 29/09/11

POS	NUM	FAMILY NAME	NAME	LICENCE	COUNTRY / NATION	TIME
1	12	CARVALO	Carlos	POR19841109	PORTUGAL	16'14.38
	13	GONCALVES	Mario	POR19650704	PORTUGAL	
	14	PENEDO	Andre	POR19850214	PORTUGAL	
2	8	KULIK	Wlademar	POL19881213	POLAND	16'21.81
	9	SKIBA	Stanislaw	POL19841213	POLAND	
	10	WDOWIAK	Mateusz	POL1991130	POLAND	
3	5	BANDA	Gabor	HUN19910129	HUNGARY	17'13.31
	6	FOLDHAZI	Attila	HUN19830531	HUNGARY	
4	1	BROEREN	Nathan	AUS19900704	AUSRALIA	17'15.51
	2	PETTERSEN	Nicholas	AUS19870507	AUSRALIA	