

BRITCAR DONINGTON FESTIVAL

Donington Park National Circuit

7th & 8th May 2011



Results Provided by Timing Solutions Ltd
www.tsl-timing.com

Dutch Supercar Challenge

QUALIFYING - RACE 3 - CLASSIFICATION

POS	NO	CL	NAME	ENTRY	TIME	ON	LAPS	GAP	DIFF	MPH
1	301	SS2	Pieter van SOELEN	BMW E46 Coupé GTR - JR Motorsport	1:28.175	6	8			80.80
2	305	SS2	BOGAERTS / van der Aa	BMW 132 GTR - European Staffing Racing	1:29.061	5	8	0.886	0.886	79.99
3	324	MS2	Michael VERHAGEN	Honda S2000 - Honda Racing Verhagen	1:29.558	6	8	1.383	0.497	79.55
4	401	S	Richard van den BOS	BMW E36 M2,5 - JR Motorsport	1:30.092	2	7	1.917	0.534	79.08
5	326	SS2	Jan van der KOOI	Lotus Exige GT3 - Team Lotus Racing	1:30.247	6	8	2.072	0.155	78.94
6	320	SS2	MONSTER / MONSTER	Seat Leon Supercopa - Team Riwal Racing	1:30.283	6	7	2.108	0.036	78.91
7	308	SS2	van VILET / THUIS	BMW E92 M3 - Van Vliet Afbouw/Intrax Racing	1:30.324	6	9	2.149	0.041	78.87
8	354	SS2	Nick AERTS	Ford Mondeo - Van de Pas Racing	1:30.494	5	8	2.319	0.170	78.73
9	333	SS2	Ronald van LOON	BMW E46 M3 - V-Max Racing	1:30.508	7	9	2.333	0.014	78.71
10	463	S	GROUWELS / GROUWELS	Renault Clio RS 2.0 16V - Rudolph Racing	1:30.524	6	8	2.349	0.016	78.70
11	412	Gu	Guillaume SCHULZ	Lotus Exige Cup - Team TDM	1:31.081	7	8	2.906	0.557	78.22
12	424	S	van VLIET / van VLIET	BMW M3 E46 - Speedtec Motorsport	1:31.255	5	7	3.080	0.174	78.07
13	368	SS2	BIJL / BIJL	Seat Leon Supercopa - Gravity Racing	1:31.257	7	8	3.082	0.002	78.07
14	316	SS2	Christian DIJKHOF	Seat Leon Supercopa - Brax Racing	1:32.006	4	6	3.831	0.749	77.43
15	315	SS2	HORNSVELD / WISSELINK	Seat Leon Supercopa - Pennucci - TVS Racing	1:32.043	6	7	3.868	0.037	77.40
16	311	SS2	Luc de COCK	Lotus 2/11 GT4 - Deldiche Racing	1:32.123	4	7	3.948	0.080	77.33
17	382	SS2	Hal PREWIT	Lotus Evora GT4 - Marcos Racing International	1:32.184	4	7	4.009	0.061	77.28
18	369	MS2	Marcel NORBART	Seat Leon Supercopa - Passie Racing	1:32.221	5	7	4.046	0.037	77.25
19	402	AS	Art BOSMAN	Lotus Exige - ABW Racing	1:32.249	8	9	4.074	0.028	77.23
20	445	S	Berry van ELK	Mini Cooper S - V-Max Racing	1:33.173	6	8	4.998	0.924	76.46
21	312	SS2	Chris EVERILL	Ginetta GT4 Coupe - CEC Racing	1:33.266	7	8	5.091	0.093	76.39
22	380	SS2	JEURIS / VETTERS	Saker GT - RSTT Race Service	1:33.729	6	8	5.554	0.463	76.01
23	418	S	BEDORF / KARS	Renault Clio RS 2.0 16V - Spirit Racing	1:34.400	6	8	6.225	0.671	75.47
24	335	Frod	Frederic CAVANAGH	BMW E46 GTR - JR Motorsport	1:34.477	6	8	6.302	0.077	75.41
25	409	S	Nico BEEN	Renault Clio RS 2.0 16V - Nico Been	1:34.722	6	8	6.547	0.245	75.21
26	423	S	Marcel van BERLO	Focus Sport - Van Berlo Racing	1:34.792	7	8	6.617	0.070	75.16
27	422	S	Eric van den MUNCKHOF	Focus Sport - Van de Pas Racing / Munckhof Racing	1:35.027	7	8	6.852	0.235	74.97
28	351	SS2	Leo KURSTJENS	Focus Sport - AT Motoren	1:35.416	5	6	7.241	0.389	74.66
29	419	S	Rob NIEMAN	Renault Clio RS 2.0 16V - Spirit Racing	1:36.550	6	7	8.375	1.134	73.79
30	444	KS	Kim TROEYEN	Focus Sport - AT Motoren	1:38.395	5	7	10.220	1.845	72.40
31	337	SS2	POCKLINGTON / PAPWORTH	BMW E46 - Pocklington Racing	1:44.260	2	6	16.085	5.865	68.33
32	428	S	MANY / PARSONS	Honda Civic Type-R - Saxon Motorsport	1:47.667	5	7	19.492	3.407	66.17
33	464	S	JAMES / VINCEC	Honda Civic Type-R - Synchro Motorsport		0	2			
34	378	HS2	Herbert ERBER / MEYER	Saker GT - Saker Europe		0	0			

Weather / Track : Cloudy / Damp

These results are provisional until the conclusion of any judicial and technical matters.

Donington Park National
Circuit Length = 1.9791 miles
Start: 09:00 End: 09:24

Clerk of Course :

Timekeeper :

Dutch Supercar Challenge

QUALIFYING - RACE 3 - LAP ANALYSIS

301	Pieter van SOELEN		SS2 BMW E46 Coupé GTR - JR Motorsport				
1 -	1:43.773	+ 15.598	9:02:22.603	5 -	2:17.813	+ 49.638	9:09:23.085
2 -	1:31.553	+ 3.378	9:03:54.156	6 -	1:28.175		9:10:51.260
3 -	1:30.029	+ 1.854	9:05:24.185	7 -	1:43.928 P	+ 15.753	9:12:35.188
4 -	1:41.087 P	+ 12.912	9:07:05.272	8 -	3:18.629	+ 1:50.454	9:15:53.817
305	BOGAERTS / van der Aa		SS2 BMW 132 GTR - European Staffing Racing				
1 -	1:46.046	+ 16.985	9:03:08.431	5 -	1:29.061		9:09:11.706
2 -	1:32.665	+ 3.604	9:04:41.096	6 -	1:30.355	+ 1.294	9:10:42.061
3 -	1:31.420	+ 2.359	9:06:12.516	7 -	1:31.363	+ 2.302	9:12:13.424
4 -	1:30.129	+ 1.068	9:07:42.645	8 -	1:37.506 P	+ 8.445	9:13:50.930
308	van VILET / THUIS		SS2 BMW E92 M3 - Van Vliet Afbouw/Intrax Racing				
1 -	1:40.741	+ 10.417	9:01:50.515	6 -	1:30.324		9:09:35.630
2 -	1:35.123	+ 4.799	9:03:25.638	7 -	1:32.349	+ 2.025	9:11:07.979
3 -	1:33.742	+ 3.418	9:04:59.380	8 -	1:31.958	+ 1.634	9:12:39.937
4 -	1:34.094	+ 3.770	9:06:33.474	9 -	2:28.994 P	+ 58.670	9:15:08.931
5 -	1:31.832	+ 1.508	9:08:05.306				
311	Luc de COCK		SS2 Lotus 2/11 GT4 - Deldiche Racing				
1 -	1:34.754	+ 2.631	9:03:30.767	5 -	1:32.731	+ 0.608	9:09:44.170
2 -	1:32.729	+ 0.606	9:05:03.496	6 -	1:36.128 P	+ 4.005	9:11:20.298
3 -	1:35.820	+ 3.697	9:06:39.316	7 -	3:00.513	+ 1:28.390	9:14:20.811
4 -	1:32.123		9:08:11.439				
312	Chris EVERILL		SS2 Ginetta GT4 Coupe - CEC Racing				
1 -	1:51.230	+ 17.964	9:02:49.224	5 -	1:37.476	+ 4.210	9:09:31.784
2 -	1:41.808	+ 8.542	9:04:31.032	6 -	1:33.985	+ 0.719	9:11:05.769
3 -	1:39.780	+ 6.514	9:06:10.812	7 -	1:33.266		9:12:39.035
4 -	1:43.496	+ 10.230	9:07:54.308	8 -	2:25.696 P	+ 52.430	9:15:04.731
315	HORNSVELD / WISSELINK		SS2 Seat Leon Supercopa - Pennucci - TVS Racing				
1 -	1:40.659	+ 8.616	9:05:09.318	5 -	1:32.078	+ 0.035	9:11:24.082
2 -	1:36.368	+ 4.325	9:06:45.686	6 -	1:32.043		9:12:56.125
3 -	1:33.922	+ 1.879	9:08:19.608	7 -	2:25.004 P	+ 52.961	9:15:21.129
4 -	1:32.396	+ 0.353	9:09:52.004				
316	Christian DIJKHOF		SS2 Seat Leon Supercopa - Brax Racing				
1 -	1:46.744	+ 14.738	9:05:25.164	4 -	1:32.006		9:10:11.720
2 -	1:37.714	+ 5.708	9:07:02.878	5 -	1:37.654	+ 5.648	9:11:49.374
3 -	1:36.836	+ 4.830	9:08:39.714	6 -	1:46.894 P	+ 14.888	9:13:36.268
320	MONSTER / MONSTER		SS2 Seat Leon Supercopa - Team Riwal Racing				
1 -	1:44.116	+ 13.833	9:02:44.717	5 -	1:33.945	+ 3.662	9:10:33.872
2 -	1:33.346	+ 3.063	9:04:18.063	6 -	1:30.283		9:12:04.155
3 -	1:41.981 P	+ 11.698	9:06:00.044	7 -	1:43.414 P	+ 13.131	9:13:47.569
4 -	2:59.883	+ 1:29.600	9:08:59.927				
324	Michael VERHAGEN		SS2 Honda S2000 - Honda Racing Verhagen				
1 -	1:53.431	+ 23.873	9:03:06.712	5 -	1:31.683	+ 2.125	9:09:27.848
2 -	1:36.972	+ 7.414	9:04:43.684	6 -	1:29.558		9:10:57.406
3 -	1:38.086	+ 8.528	9:06:21.770	7 -	1:35.498	+ 5.940	9:12:32.904
4 -	1:34.395	+ 4.837	9:07:56.165	8 -	1:49.247	+ 19.689	9:14:22.151
326	Jan van der KOOI		SS2 Lotus Exige GT3 - Team Lotus Racing				
1 -	1:48.301	+ 18.054	9:02:56.569	5 -	1:31.207	+ 0.960	9:09:17.216
2 -	1:41.286	+ 11.039	9:04:37.855	6 -	1:30.247		9:10:47.463
3 -	1:36.237	+ 5.990	9:06:14.092	7 -	1:36.245	+ 5.998	9:12:23.708
4 -	1:31.917	+ 1.670	9:07:46.009	8 -	1:43.198	+ 12.951	9:14:06.906

Weather / Track : Cloudy / Damp

Donington Park National
Circuit Length = 1.9791 miles
Start: 09:00 End: 09:24

Dutch Supercar Challenge

QUALIFYING - RACE 3 - LAP ANALYSIS

333	Ronald van LOON		SS2 BMW E46 M3 - V-Max Racing				
1 -	1:47.603	+ 17.095	9:02:33.128	6 -	1:32.951	+ 2.443	9:10:32.614
2 -	1:38.329	+ 7.821	9:04:11.457	7 -	1:30.508		9:12:03.122
3 -	1:36.643	+ 6.135	9:05:48.100	8 -	1:41.610	+ 11.102	9:13:44.732
4 -	1:36.581	+ 6.073	9:07:24.681	9 -	2:10.525	+ 40.017	9:15:55.257
5 -	1:34.982	+ 4.474	9:08:59.663				
335	Fred CAVANAGH		SS2 BMW E46 GTR - JR Motorsport				
1 -	1:45.488	+ 11.011	9:02:32.594	5 -	1:35.613	+ 1.136	9:09:08.229
2 -	1:37.716	+ 3.239	9:04:10.310	6 -	1:34.477		9:10:42.706
3 -	1:36.635	+ 2.158	9:05:46.945	7 -	1:44.340	+ 9.863	9:12:27.046
4 -	1:45.671	+ 11.194	9:07:32.616	8 -	1:46.091	+ 11.614	9:14:13.137
337	POCKLINGTON / PAPWORTH		SS2 BMW E46 - Pocklington Racing				
1 -	1:48.033	+ 3.773	9:02:50.620	4 -	2:39.140	+ 54.880	9:09:00.901
2 -	1:44.260		9:04:34.880	5 -	1:41.372 P	+ -2.888	9:10:42.273
3 -	1:46.881 P	+ 2.621	9:06:21.761	6 -	4:41.783	+ 2:57.523	9:15:24.056
351	Leo KURSTJENS		SS2 Focus Sport - AT Motoren				
1 -	1:52.241	+ 16.825	9:02:49.844	4 -	3:39.736	+ 2:04.320	9:10:20.345
2 -	1:41.804	+ 6.388	9:04:31.648	5 -	1:35.416		9:11:55.761
3 -	2:08.961 P	+ 33.545	9:06:40.609	6 -	1:44.031 P	+ 8.615	9:13:39.792
354	Nick AERTS		SS2 Ford Mondeo - Van de Pas Racing				
1 -	1:51.427	+ 20.933	9:02:55.028	5 -	1:30.494		9:09:37.114
2 -	1:42.330	+ 11.836	9:04:37.358	6 -	1:31.382	+ 0.888	9:11:08.496
3 -	1:48.666	+ 18.172	9:06:26.024	7 -	1:31.611	+ 1.117	9:12:40.107
4 -	1:40.596	+ 10.102	9:08:06.620	8 -	2:26.313 P	+ 55.819	9:15:06.420
368	BIJL / BIJL		SS2 Seat Leon Supercopa - Gravity Racing				
1 -	1:47.151	+ 15.894	9:02:24.998	5 -	1:35.646	+ 4.389	9:08:50.596
2 -	1:39.293	+ 8.036	9:04:04.291	6 -	1:34.367	+ 3.110	9:10:24.963
3 -	1:35.464	+ 4.207	9:05:39.755	7 -	1:31.257		9:11:56.220
4 -	1:35.195	+ 3.938	9:07:14.950	8 -	1:45.305 P	+ 14.048	9:13:41.525
369	Marcel NORBART		SS2 Seat Leon Supercopa - Passie Racing				
1 -	1:47.528	+ 15.307	9:02:30.227	5 -	1:32.221		9:08:46.521
2 -	1:36.013	+ 3.792	9:04:06.240	6 -	1:37.433 P	+ 5.212	9:10:23.954
3 -	1:34.232	+ 2.011	9:05:40.472	7 -	4:47.467	+ 3:15.246	9:15:11.421
4 -	1:33.828	+ 1.607	9:07:14.300				
378	HERBER / MEYER		SS2 Saker GT - Saker Europe				
380	JEURIS / VETTERS		SS2 Saker GT - RSTT Race Service				
1 -	1:44.240	+ 10.511	9:02:05.535	5 -	1:34.003	+ 0.274	9:08:28.755
2 -	1:36.851	+ 3.122	9:03:42.386	6 -	1:33.729		9:10:02.484
3 -	1:36.241	+ 2.512	9:05:18.627	7 -	1:44.012 P	+ 10.283	9:11:46.496
4 -	1:36.125	+ 2.396	9:06:54.752	8 -	3:26.161	+ 1:52.432	9:15:12.657
382	Hal PREWIT		SS2 Lotus Evora GT4 - Marcos Racing International				
1 -	1:50.648	+ 18.464	9:04:29.606	5 -	1:41.450	+ 9.266	9:10:50.249
2 -	1:32.633	+ 0.449	9:06:02.239	6 -	1:48.165	+ 15.981	9:12:38.414
3 -	1:34.376	+ 2.192	9:07:36.615	7 -	2:14.979	+ 42.795	9:14:53.393
4 -	1:32.184		9:09:08.799				
401	Richard van den BOS		S BMW E36 M2,5 - JR Motorsport				
1 -	1:43.441	+ 13.349	9:02:43.384	5 -	1:45.335 P	+ 15.243	9:09:00.581
2 -	1:30.092		9:04:13.476	6 -	2:56.538	+ 1:26.446	9:11:57.119
3 -	1:31.345	+ 1.253	9:05:44.821	7 -	1:40.619 P	+ 10.527	9:13:37.738
4 -	1:30.425	+ 0.333	9:07:15.246				

Weather / Track : Cloudy / Damp

Donington Park National
Circuit Length = 1.9791 miles
Start: 09:00 End: 09:24

Dutch Supercar Challenge

QUALIFYING - RACE 3 - LAP ANALYSIS

402	Aart BOSMAN		S Lotus Exige - ABW Racing				
1 -	1:47.931	+ 15.682	9:02:24.472	6 -	1:37.763	+ 5.514	9:10:37.097
2 -	1:39.708	+ 7.459	9:04:04.180	7 -	1:40.897	+ 8.648	9:12:17.994
3 -	1:40.319	+ 8.070	9:05:44.499	8 -	1:32.249		9:13:50.243
4 -	1:38.708	+ 6.459	9:07:23.207	9 -	2:06.500	+ 34.251	9:15:56.743
5 -	1:36.127	+ 3.878	9:08:59.334				
409	Nico BEEN		S Renault Clio RS 2.0 16V - Nico Been				
1 -	1:47.144	+ 12.422	9:02:35.306	5 -	1:37.322	+ 2.600	9:09:04.221
2 -	1:37.979	+ 3.257	9:04:13.285	6 -	1:34.722		9:10:38.943
3 -	1:36.542	+ 1.820	9:05:49.827	7 -	1:46.437	+ 11.715	9:12:25.380
4 -	1:37.072	+ 2.350	9:07:26.899	8 -	1:44.598	+ 9.876	9:14:09.978
412	Guillaume SCHULZ		S Lotus Exige Cup - Team TDM				
1 -	1:47.512 P	+ 16.431	9:02:04.174	5 -	1:32.147	+ 1.066	9:09:45.232
2 -	2:59.394	+ 1:28.313	9:05:03.568	6 -	1:32.477	+ 1.396	9:11:17.709
3 -	1:34.920	+ 3.839	9:06:38.488	7 -	1:31.081		9:12:48.790
4 -	1:34.597	+ 3.516	9:08:13.085	8 -	2:24.544 P	+ 53.463	9:15:13.334
418	BEDORF / KARS		S Renault Clio RS 2.0 16V - Spirit Racing				
1 -	1:49.714	+ 15.314	9:02:44.862	5 -	1:36.053	+ 1.653	9:10:32.542
2 -	1:45.545	+ 11.145	9:04:30.407	6 -	1:34.400		9:12:06.942
3 -	1:44.345 P	+ 9.945	9:06:14.752	7 -	1:39.665	+ 5.265	9:13:46.607
4 -	2:41.737	+ 1:07.337	9:08:56.489	8 -	2:09.434	+ 35.034	9:15:56.041
419	Rob NIEMAN		S Renault Clio RS 2.0 16V - Spirit Racing				
1 -	1:45.391	+ 8.841	9:02:29.256	5 -	3:18.293	+ 1:41.743	9:11:01.200
2 -	1:39.700	+ 3.150	9:04:08.956	6 -	1:36.550		9:12:37.750
3 -	1:37.117	+ 0.567	9:05:46.073	7 -	2:17.459	+ 40.909	9:14:55.209
4 -	1:56.834 P	+ 20.284	9:07:42.907				
422	Eric van den MUNCKHOF		S Focus Sport - Van de Pas Racing / Munckhof Racing				
1 -	1:52.238	+ 17.211	9:02:52.758	5 -	1:35.667	+ 0.640	9:09:33.092
2 -	1:44.233	+ 9.206	9:04:36.991	6 -	1:35.308	+ 0.281	9:11:08.400
3 -	1:43.391	+ 8.364	9:06:20.382	7 -	1:35.027		9:12:43.427
4 -	1:37.043	+ 2.016	9:07:57.425	8 -	2:28.229 P	+ 53.202	9:15:11.656
423	Marcel van BERLO		S Focus Sport - Van Berlo Racing				
1 -	1:53.082	+ 18.290	9:02:54.307	5 -	1:38.422	+ 3.630	9:09:40.051
2 -	1:45.316	+ 10.524	9:04:39.623	6 -	1:35.021	+ 0.229	9:11:15.072
3 -	1:44.388	+ 9.596	9:06:24.011	7 -	1:34.792		9:12:49.864
4 -	1:37.618	+ 2.826	9:08:01.629	8 -	2:28.199 P	+ 53.407	9:15:18.063
424	van VLIET / van VLIET		S BMW M3 E46 - Speedtec Motorsport				
1 -	1:46.580	+ 15.325	9:02:58.599	5 -	1:31.255		9:10:45.255
2 -	1:46.080 P	+ 14.825	9:04:44.679	6 -	1:35.398	+ 4.143	9:12:20.653
3 -	2:56.063	+ 1:24.808	9:07:40.742	7 -	1:35.831	+ 4.576	9:13:56.484
4 -	1:33.258	+ 2.003	9:09:14.000				
428	MANY / PARSONS		S Honda Civic Type-R - Saxon Motorsport				
1 -	2:01.191	+ 13.524	9:03:07.563	5 -	1:47.667		9:10:34.979
2 -	1:58.869	+ 11.202	9:05:06.432	6 -	1:50.882	+ 3.215	9:12:25.861
3 -	1:51.405	+ 3.738	9:06:57.837	7 -	1:57.447 P	+ 9.780	9:14:23.308
4 -	1:49.475	+ 1.808	9:08:47.312				
444	Kim TROEYEN		S Focus Sport - AT Motoren				
1 -	1:41.965	+ 3.570	9:03:34.764	5 -	1:38.395		9:10:36.766
2 -	1:58.660	+ 20.265	9:05:33.424	6 -	1:45.833	+ 7.438	9:12:22.599
3 -	1:40.794	+ 2.399	9:07:14.218	7 -	2:01.835	+ 23.440	9:14:24.434
4 -	1:44.153	+ 5.758	9:08:58.371				

Weather / Track : Cloudy / Damp

Donington Park National
Circuit Length = 1.9791 miles
Start: 09:00 End: 09:24

Dutch Supercar Challenge
QUALIFYING - RACE 3 - LAP ANALYSIS

445	Berry van ELK			S	Mini Cooper S - V-Max Racing		
1 -	1:48.712	+ 15.539	9:02:36.754	5 -	1:45.244	+ 12.071	9:09:12.449
2 -	1:37.843	+ 4.670	9:04:14.597	6 -	1:33.173		9:10:45.622
3 -	1:35.817	+ 2.644	9:05:50.414	7 -	1:44.323	+ 11.150	9:12:29.945
4 -	1:36.791	+ 3.618	9:07:27.205	8 -	2:20.700	+ 47.527	9:14:50.645
463	GROUWELS / GROUWELS			S	Renault Clio RS 2.0 16V - Rudolph Racing		
1 -	1:38.159	+ 7.635	9:02:07.317	5 -	1:38.769	+ 8.245	9:08:34.040
2 -	1:35.658	+ 5.134	9:03:42.975	6 -	1:30.524		9:10:04.564
3 -	1:36.001	+ 5.477	9:05:18.976	7 -	1:44.855 P	+ 14.331	9:11:49.419
4 -	1:36.295	+ 5.771	9:06:55.271	8 -	3:24.165	+ 1:53.641	9:15:13.584
464	JAMES / VINCEC			S	Honda Civic Type-R - Synchro Motorsport		
1 -	1:51.764 P	- 03:59:03.012	9:02:17.998	2 -	2:17.929	- 03:58:36.847	9:04:35.927

Weather / Track : Cloudy / Damp

Donington Park National
 Circuit Length = 1.9791 miles
 Start: 09:00 End: 09:24

Dutch Supercar Challenge

RACE 3 - GRID

ROW 17	464	JAMES / VINCEC	378	HERBER / MEYER
		1:44.260		1:47.667
ROW 16	337	POCKLINGTON / PAPWORTH	428	MANY / PARSONS
		1:36.550		1:38.395
ROW 15	419	Rob NIEMAN	444	Kim TROEYEN
		1:35.027		1:35.416
ROW 14	422	Eric van den MUNCKHOF	351	Leo KURSTJENS
		1:34.722		1:34.792
ROW 13	409	Nico BEEN	423	Marcel van BERLO
		1:34.400		1:34.477
ROW 12	418	BEDORF / KARS	335	Fred CAVANAGH
		1:33.266		1:33.729
ROW 11	312	Chris EVERILL	380	JEURIS / VETTERS
		1:32.249		1:33.173
ROW 10	402	Aart BOSMAN	445	Berry van ELK
		1:32.184		1:32.221
ROW 9	382	Hal PREWIT	369	Marcel NORBART
		1:32.043		1:32.123
ROW 8	315	HORNSVELD / WISSELINK	311	Luc de COCK
		1:31.257		1:32.006
ROW 7	368	BIJL / BIJL	316	Christian DIJKHOF
		1:31.081		1:31.255
ROW 6	412	Guillaume SCHULZ	424	van VLIET / van VLIET
		1:30.508		1:30.524
ROW 5	333	Ronald van LOON	463	GROUWELS / GROUWELS
		1:30.324		1:30.494
ROW 4	308	van VILET / THUIS	354	Nick AERTS
		1:30.247		1:30.283
ROW 3	326	Jan van der KOOI	320	MONSTER / MONSTER
		1:29.558		1:30.092
ROW 2	324	Michael VERHAGEN	401	Richard van den BOS
		1:28.175		1:29.061
ROW 1	301	Pieter van SOELEN	305	BOGAERTS / van der Aa

Pole

Donington Park National
Circuit Length = 1.9791 miles

These results are provisional until the conclusion of any judicial and technical matters.

Clerk of Course :

Timekeeper :

Dutch Supercar Challenge

QUALIFYING - RACE 5 - CLASSIFICATION

POS	NO	CL	NAME	ENTRY	TIME	ON	LAPS	GAP	DIFF	MPH
1	104	GT	van der HOEK / van DONGEN	Audi R8 LMS GT3 - Brinkmann Motorsport	1:16.565	13	13			93.05
2	175	GT	Martin SHORT	Mosler MT900R GT3 - Mosler Europe	1:16.749	12	14	0.184	0.184	92.83
3	133	GT	Rick ABRESCH	Corvette CR6 GT1 - Mad & Daring team	1:19.402	8	8	2.837	2.653	89.72
4	202	SS1	NATHAN / van LAGEN	Porsche 997 GT3 - FE Racing	1:19.515	13	14	2.950	0.113	89.60
5	108	GT	Diederik SIJTHOFF	Viper SRT10 - Speedtec Motorsport	1:19.651	10	14	3.086	0.136	89.44
6	105	GT	Rene SNEL	Porsche 911 GT2 - RS Racing	1:19.667	9	14	3.102	0.016	89.43
7	205	SS1	Bert van der ZWEERD	BMW M3 Silhouette - JR Motorsport	1:19.738	7	10	3.173	0.071	89.35
8	163	GT	Roger GROUWELS / GROUWELS	Corvette CR5 GT1 - Rudolph Racing	1:19.868	9	14	3.303	0.130	89.20
9	102	GT	or EUSER	Marcos LM600 - Marcos Racing International	1:19.997	8	11	3.432	0.129	89.06
10	101	GT	Alex van t'HOFF	Mosler MT900R GT3 - Mad & Daring team	1:20.220	13	14	3.655	0.223	88.81
11	124	GT	Dave BASU	Corvette CR6 GT1 - Zero R Racing	1:20.938	7	11	4.373	0.718	88.02
12	238	SS1	Michael DONOVAN	Porsche 997 GT3 - In2Racing	1:21.473	5	13	4.908	0.535	87.44
13	145	GT	KVETNANSKY / SEDLAK	Attack R4 - Race 4 Slovakia	1:21.814	6	8	5.249	0.341	87.08
14	177	GT	TAS / BOUWHUIS	Mosler MT900R GT3 - Carworld Motorsport	1:21.817	3	12	5.252	0.003	87.08
15	171	GT	Kevin RILEY	Mosler MT900R GT3 - Kevin Riley Motorsport	1:21.900	6	6	5.335	0.083	86.99
16	144	GT	Luk NDA / PETAK	Attack Praga R4 - Race 4 Slovakia	1:22.062	8	11	5.497	0.162	86.82
17	251	SS1	Jacky van der ENDE	Ford Mondeo MW V6 - Van Berlo Racing	1:22.852	11	14	6.287	0.790	85.99
18	132	GT	Jan VERSLUIS	Ferrari F430 GT2 - VEKA Racing	1:22.968	10	10	6.403	0.116	85.87
19	255	SS1	Bart Maes ry MAESSEN	Ford Mondeo MW V8 - Van Berlo Racing	1:23.237	11	14	6.672	0.269	85.59
20	107	GT	MARCHAL / GLORIEUX	Aston Martin DBRS9 - Marchal Racing	1:23.287	14	14	6.722	0.050	85.54
21	253	SS1	Nelson van der POL	Ford Mondeo MW V6 - BRL Association	1:23.450	10	14	6.885	0.163	85.37
22	201	SS1	FRIJNS / FRIJNS	Porsche 997 GT3 - Carworld Motorsport	1:23.637	12	14	7.072	0.187	85.18
23	260	SS1	SCHRYVERS / van der DONK	Ford Mondeo MW V6 - Kuijpers Racing	1:23.888	12	14	7.323	0.251	84.93
24	248	SS1	WEBB / WEBB	BMW E46 GTR - Team Webb	1:23.935	13	14	7.370	0.047	84.88
25	203	SS1	Kees KREIJNE	Aston Martin Vantage - DDG Motorsports	1:24.740	4	12	8.175	0.805	84.07
26	215	SS1	ERTAN / WIJNEN	Porsche 997 GT3 - Carworld Motorsport	1:24.777	4	12	8.212	0.037	84.03
27	212	GT	Gary FURST	Mitsubishi Lancer Evolution 9 - Gary Furst	1:24.823	4	6	8.258	0.046	83.99
28	209	SS1	Dirk SCHULZ	Porsche 997 GT3 - Topper Team	1:24.964	11	12	8.399	0.141	83.85
29	116	GT	KOHLER / STORM	Porsche RSR GT2 - Lammertink Porsche	1:25.796	9	11	9.231	0.832	83.04
30	247	SS1	Martin WEBB	BMW E46 GTR - Team Webb	1:26.574	12	12	10.009	0.778	82.29
31	110	GT	HOLDEN / DOWLING	TVR Sagaris V8 GT - Team Holden Racing	1:27.201	7	10	10.636	0.627	81.70
32	123	GT	Ric WOODHOUSE	Audi A6 V8 - CNC Heads Racing	1:27.909	4	6	11.344	0.708	81.04

Weather / Track : Cloudy / Damp

These results are provisional until the conclusion of any judicial and technical matters.

Donington Park National
Circuit Length = 1.9791 miles
Start: 09:48 End: 10:11

Clerk of Course :

Timekeeper :

Dutch Supercar Challenge

QUALIFYING - RACE 5 - LAP ANALYSIS

101	Alex van t'HOFF		GT Mosler MT900R GT3 - Mad & Daring team				
1 -	1:35.283	+ 15.063	9:51:17.862	8 -	1:22.349	+ 2.129	10:01:00.677
2 -	1:21.764	+ 1.544	9:52:39.626	9 -	1:23.163	+ 2.943	10:02:23.840
3 -	1:21.064	+ 0.844	9:54:00.690	10 -	1:21.253	+ 1.033	10:03:45.093
4 -	1:26.274	+ 6.054	9:55:26.964	11 -	1:20.625	+ 0.405	10:05:05.718
5 -	1:22.683	+ 2.463	9:56:49.647	12 -	1:21.457	+ 1.237	10:06:27.175
6 -	1:24.611	+ 4.391	9:58:14.258	13 -	1:20.220		10:07:47.395
7 -	1:24.070	+ 3.850	9:59:38.328	14 -	1:21.485	+ 1.265	10:09:08.880
102	Cor EUSER		GT Marcos LM600 - Marcos Racing International				
1 -	1:33.088	+ 13.091	9:50:58.407	7 -	1:20.568	+ 0.571	10:03:33.502
2 -	1:25.175	+ 5.178	9:52:23.582	8 -	1:19.997		10:04:53.499
3 -	1:33.049 P	+ 13.052	9:53:56.631	9 -	1:24.034	+ 4.037	10:06:17.533
4 -	5:32.486	+ 4:12.489	9:59:29.117	10 -	1:20.961	+ 0.964	10:07:38.494
5 -	1:22.066	+ 2.069	10:00:51.183	11 -	1:20.470	+ 0.473	10:08:58.964
6 -	1:21.751	+ 1.754	10:02:12.934				
104	van der HOEK / van DONGEN		GT Audi R8 LMS GT3 - Brinkmann Motorsport				
1 -	1:29.318	+ 12.753	9:52:12.522	8 -	1:21.424 P	+ 4.859	10:01:34.565
2 -	1:23.053	+ 6.488	9:53:35.575	9 -	2:37.485	+ 1:20.920	10:04:12.050
3 -	1:20.449	+ 3.884	9:54:56.024	10 -	1:17.836	+ 1.271	10:05:29.886
4 -	1:18.713	+ 2.148	9:56:14.737	11 -	1:19.985	+ 3.420	10:06:49.871
5 -	1:19.152	+ 2.587	9:57:33.889	12 -	1:18.176	+ 1.611	10:08:08.047
6 -	1:21.438	+ 4.873	9:58:55.327	13 -	1:16.565		10:09:24.612
7 -	1:17.814	+ 1.249	10:00:13.141				
105	Rene SNEL		GT Porsche 911 GT2 - RS Racing				
1 -	1:50.027	+ 30.360	9:51:23.638	8 -	1:20.833	+ 1.166	10:00:58.893
2 -	1:26.632	+ 6.965	9:52:50.270	9 -	1:19.667		10:02:18.560
3 -	1:22.753	+ 3.086	9:54:13.023	10 -	1:22.434	+ 2.767	10:03:40.994
4 -	1:20.813	+ 1.146	9:55:33.836	11 -	1:19.851	+ 0.184	10:05:00.845
5 -	1:21.104	+ 1.437	9:56:54.940	12 -	1:19.878	+ 0.211	10:06:20.723
6 -	1:21.954	+ 2.287	9:58:16.894	13 -	1:19.954	+ 0.287	10:07:40.677
7 -	1:21.166	+ 1.499	9:59:38.060	14 -	1:37.441 P	+ 17.774	10:09:18.118
107	MARCHAL / GLORIEUX		GT Aston Martin DBRS9 - Marchal Racing				
1 -	1:34.180	+ 10.893	9:50:39.709	8 -	1:30.057	+ 6.770	10:00:58.137
2 -	1:32.513	+ 9.226	9:52:12.222	9 -	1:34.601	+ 11.314	10:02:32.738
3 -	1:27.617	+ 4.330	9:53:39.839	10 -	1:23.731	+ 0.444	10:03:56.469
4 -	1:26.368	+ 3.081	9:55:06.207	11 -	1:31.133	+ 7.846	10:05:27.602
5 -	1:25.845	+ 2.558	9:56:32.052	12 -	1:23.692	+ 0.405	10:06:51.294
6 -	1:30.797	+ 7.510	9:58:02.849	13 -	1:26.571	+ 3.284	10:08:17.865
7 -	1:25.231	+ 1.944	9:59:28.080	14 -	1:23.287		10:09:41.152
108	Diederik SIJTHOFF		GT Viper SRT10 - Speedtec Motorsport				
1 -	1:30.908	+ 11.257	9:51:41.254	8 -	1:20.807	+ 1.156	10:01:13.774
2 -	1:21.357	+ 1.706	9:53:02.611	9 -	1:24.589	+ 4.938	10:02:38.363
3 -	1:21.770	+ 2.119	9:54:24.381	10 -	1:19.651		10:03:58.014
4 -	1:24.233	+ 4.582	9:55:48.614	11 -	1:26.283	+ 6.632	10:05:24.297
5 -	1:21.096	+ 1.445	9:57:09.710	12 -	1:19.922	+ 0.271	10:06:44.219
6 -	1:23.588	+ 3.937	9:58:33.298	13 -	1:19.854	+ 0.203	10:08:04.073
7 -	1:19.669	+ 0.018	9:59:52.967	14 -	1:19.807	+ 0.156	10:09:23.880
110	HOLDEN / DOWLING		GT TVR Sagaris V8 GT - Team Holden Racing				
1 -	1:36.692	+ 9.491	9:50:49.866	6 -	1:27.755	+ 0.554	10:00:48.230
2 -	1:28.376	+ 1.175	9:52:18.242	7 -	1:27.201		10:02:15.431
3 -	1:27.438	+ 0.237	9:53:45.680	8 -	1:29.164	+ 1.963	10:03:44.595
4 -	1:35.917 P	+ 8.716	9:55:21.597	9 -	1:28.612	+ 1.411	10:05:13.207
5 -	3:58.878	+ 2:31.677	9:59:20.475	10 -	1:34.653 P	+ 7.452	10:06:47.860
116	KOHLER / STORM		GT Porsche RSR GT2 - Lammertink Porsche				
1 -	1:35.804	+ 10.008	9:51:59.574	7 -	1:30.826 P	+ 5.030	10:02:40.994

Weather / Track : Cloudy / Damp

Donington Park National
Circuit Length = 1.9791 miles
Start: 09:48 End: 10:11

Dutch Supercar Challenge

QUALIFYING - RACE 5 - LAP ANALYSIS

2 -	1:27.395	+ 1.599	9:53:26.969	8 -	2:43.010	+ 1:17.214	10:05:24.004
3 -	1:27.224	+ 1.428	9:54:54.193	9 -	1:25.796		10:06:49.800
4 -	1:26.624	+ 0.828	9:56:20.817	10 -	1:27.733	+ 1.937	10:08:17.533
5 -	1:31.271 P	+ 5.475	9:57:52.088	11 -	1:27.355	+ 1.559	10:09:44.888
6 -	3:18.080	+ 1:52.284	10:01:10.168				
123	Ric WOODHOUSE		GT Audi A6 V8 - CNC Heads Racing				
1 -	1:46.357	+ 18.448	9:51:20.332	4 -	1:27.909		9:55:57.061
2 -	1:34.511	+ 6.602	9:52:54.843	5 -	1:28.607	+ 0.698	9:57:25.668
3 -	1:34.309	+ 6.400	9:54:29.152	6 -	1:41.069 P	+ 13.160	9:59:06.737
124	Dave BASU		GT Corvette CR6 GT1 - Zero R Racing				
1 -	1:42.484	+ 21.546	9:54:49.915	7 -	1:20.938		10:03:07.023
2 -	1:23.224	+ 2.286	9:56:13.139	8 -	1:22.615	+ 1.677	10:04:29.638
3 -	1:22.912	+ 1.974	9:57:36.051	9 -	1:22.118	+ 1.180	10:05:51.756
4 -	1:25.555	+ 4.617	9:59:01.606	10 -	1:28.960	+ 8.022	10:07:20.716
5 -	1:22.588	+ 1.650	10:00:24.194	11 -	1:28.380 P	+ 7.442	10:08:49.096
6 -	1:21.891	+ 0.953	10:01:46.085				
132	Jan VERSLUIS		GT Ferrari F430 GT2 - VEKA Racing				
1 -	1:34.101	+ 11.133	9:50:40.658	6 -	3:56.021 P	+ 2:33.053	10:00:24.138
2 -	1:29.288	+ 6.320	9:52:09.946	7 -	5:17.234	+ 3:54.266	10:05:41.372
3 -	1:25.414	+ 2.446	9:53:35.360	8 -	1:25.072	+ 2.104	10:07:06.444
4 -	1:23.262	+ 0.294	9:54:58.622	9 -	1:23.439	+ 0.471	10:08:29.883
5 -	1:29.495 P	+ 6.527	9:56:28.117	10 -	1:22.968		10:09:52.851
133	Rick ABRESCH		GT Corvette CR6 GT1 - Mad & Daring team				
1 -	1:25.877	+ 6.475	9:57:01.759	5 -	1:19.810	+ 0.408	10:02:26.288
2 -	1:22.785	+ 3.383	9:58:24.544	6 -	1:20.030	+ 0.628	10:03:46.318
3 -	1:20.373	+ 0.971	9:59:44.917	7 -	1:20.762	+ 1.360	10:05:07.080
4 -	1:21.561	+ 2.159	10:01:06.478	8 -	1:19.402		10:06:26.482
144	LANDA / PETAK		GT Attack Praga R4 - Race 4 Slovakia				
1 -	1:38.675	+ 16.613	9:55:37.098	7 -	1:37.311	+ 15.249	10:04:28.481
2 -	1:32.460	+ 10.398	9:57:09.558	8 -	1:22.062		10:05:50.543
3 -	1:27.073	+ 5.011	9:58:36.631	9 -	1:24.201	+ 2.139	10:07:14.744
4 -	1:25.567	+ 3.505	10:00:02.198	10 -	1:25.961	+ 3.899	10:08:40.705
5 -	1:24.473	+ 2.411	10:01:26.671	11 -	1:22.201	+ 0.139	10:10:02.906
6 -	1:24.499	+ 2.437	10:02:51.170				
145	KVETNANSKY / SEDLAK		GT Attack R4 - Race 4 Slovakia				
1 -	1:37.199	+ 15.385	9:54:56.805	5 -	1:22.963	+ 1.149	10:03:53.321
2 -	4:45.982	+ 3:24.168	9:59:42.787	6 -	1:21.814		10:05:15.135
3 -	1:25.555	+ 3.741	10:01:08.342	7 -	1:29.629 P	+ 7.815	10:06:44.764
4 -	1:22.016	+ 0.202	10:02:30.358	8 -	2:08.958	+ 47.144	10:08:53.722
163	Roger GROUWELS / GROUWELS		GT Corvette CR5 GT1 - Rudolph Racing				
1 -	1:40.000	+ 20.132	9:51:46.228	8 -	1:22.782	+ 2.914	10:01:35.118
2 -	1:24.313	+ 4.445	9:53:10.541	9 -	1:19.868		10:02:54.986
3 -	1:22.126	+ 2.258	9:54:32.667	10 -	1:21.243	+ 1.375	10:04:16.229
4 -	1:21.051	+ 1.183	9:55:53.718	11 -	1:20.290	+ 0.422	10:05:36.519
5 -	1:20.753	+ 0.885	9:57:14.471	12 -	1:32.012	+ 12.144	10:07:08.531
6 -	1:23.582	+ 3.714	9:58:38.053	13 -	1:21.671	+ 1.803	10:08:30.202
7 -	1:34.283	+ 14.415	10:00:12.336	14 -	1:23.918	+ 4.050	10:09:54.120
171	Kevin RILEY		GT Mosler MT900R GT3 - Kevin Riley Motorsport				
1 -	1:48.013	+ 26.113	9:51:23.180	4 -	9:52.634	+ 8:30.734	10:05:29.310
2 -	1:32.544	+ 10.644	9:52:55.724	5 -	2:08.949	+ 47.049	10:07:38.259
3 -	2:40.952 P	+ 1:19.052	9:55:36.676	6 -	1:21.900		10:09:00.159
175	Martin SHORT		GT Mosler MT900R GT3 - Mosler Europe				
1 -	1:23.289	+ 6.540	9:50:13.534	8 -	1:20.176	+ 3.427	10:02:09.019

Weather / Track : Cloudy / Damp

Donington Park National
Circuit Length = 1.9791 miles
Start: 09:48 End: 10:11

Dutch Supercar Challenge

QUALIFYING - RACE 5 - LAP ANALYSIS

2 -	1:24.211	+ 7.462	9:51:37.745	9 -	1:18.957	+ 2.208	10:03:27.976
3 -	1:17.232	+ 0.483	9:52:54.977	10 -	1:18.644	+ 1.895	10:04:46.620
4 -	1:29.258 P	+ 12.509	9:54:24.235	11 -	1:17.818	+ 1.069	10:06:04.438
5 -	2:43.115	+ 1:26.366	9:57:07.350	12 -	1:16.749		10:07:21.187
6 -	1:24.591 P	+ 7.842	9:58:31.941	13 -	1:22.202	+ 5.453	10:08:43.389
7 -	2:16.902	+ 1:00.153	10:00:48.843	14 -	1:26.690 P	+ 9.941	10:10:10.079
177	TAS / BOUWHUIS GT Mosler MT900R GT3 - Carworld Motorsport						
1 -	1:31.500	+ 9.683	9:52:20.348	7 -	1:28.552 P	+ 6.735	10:00:49.004
2 -	1:27.142	+ 5.325	9:53:47.490	8 -	3:39.783	+ 2:17.966	10:04:28.787
3 -	1:21.817		9:55:09.307	9 -	1:24.500	+ 2.683	10:05:53.287
4 -	1:23.888	+ 2.071	9:56:33.195	10 -	1:23.543	+ 1.726	10:07:16.830
5 -	1:23.833	+ 2.016	9:57:57.028	11 -	1:24.364	+ 2.547	10:08:41.194
6 -	1:23.424	+ 1.607	9:59:20.452	12 -	1:22.456	+ 0.639	10:10:03.650
201	FRIJNS / FRIJNS SS1 Porsche 997 GT3 - Carworld Motorsport						
1 -	1:33.416	+ 9.779	9:50:35.543	8 -	1:24.724	+ 1.087	10:00:55.715
2 -	1:27.623	+ 3.986	9:52:03.166	9 -	1:24.857	+ 1.220	10:02:20.572
3 -	1:24.356	+ 0.719	9:53:27.522	10 -	1:25.497	+ 1.860	10:03:46.069
4 -	1:27.804	+ 4.167	9:54:55.326	11 -	1:26.057	+ 2.420	10:05:12.126
5 -	1:42.454	+ 18.817	9:56:37.780	12 -	1:23.637		10:06:35.763
6 -	1:26.073	+ 2.436	9:58:03.853	13 -	1:24.103	+ 0.466	10:07:59.866
7 -	1:27.138	+ 3.501	9:59:30.991	14 -	1:24.608	+ 0.971	10:09:24.474
202	NATHAN / van LAGEN SS1 Porsche 997 GT3 - FE Racing						
1 -	1:25.312	+ 5.797	9:52:02.929	8 -	1:20.288	+ 0.773	10:01:40.979
2 -	1:21.716	+ 2.201	9:53:24.645	9 -	1:20.451	+ 0.936	10:03:01.430
3 -	1:20.873	+ 1.358	9:54:45.518	10 -	1:24.606	+ 5.091	10:04:26.036
4 -	1:20.198	+ 0.683	9:56:05.716	11 -	1:20.494	+ 0.979	10:05:46.530
5 -	1:24.562	+ 5.047	9:57:30.278	12 -	1:25.546	+ 6.031	10:07:12.076
6 -	1:26.419	+ 6.904	9:58:56.697	13 -	1:19.515		10:08:31.591
7 -	1:23.994	+ 4.479	10:00:20.691	14 -	1:29.614	+ 10.099	10:10:01.205
203	Kees KREIJNE SS1 Aston Martin Vantage - DDG Motorsports						
1 -	1:33.635	+ 8.895	9:51:56.604	7 -	1:26.096	+ 1.356	10:02:55.373
2 -	1:28.106	+ 3.366	9:53:24.710	8 -	1:26.604	+ 1.864	10:04:21.977
3 -	1:26.951	+ 2.211	9:54:51.661	9 -	1:26.976	+ 2.236	10:05:48.953
4 -	1:24.740		9:56:16.401	10 -	1:26.898	+ 2.158	10:07:15.851
5 -	1:32.856 P	+ 8.116	9:57:49.257	11 -	1:30.080	+ 5.340	10:08:45.931
6 -	3:40.020	+ 2:15.280	10:01:29.277	12 -	1:26.259	+ 1.519	10:10:12.190
205	Bert van der ZWEERD SS1 BMW M3 Silhouette - JR Motorsport						
1 -	1:28.520	+ 8.782	9:51:51.768	6 -	2:35.232	+ 1:15.494	9:59:57.963
2 -	1:21.586	+ 1.848	9:53:13.354	7 -	1:19.738		10:01:17.701
3 -	1:21.840	+ 2.102	9:54:35.194	8 -	1:24.788	+ 5.050	10:02:42.489
4 -	1:20.731	+ 0.993	9:55:55.925	9 -	1:30.460	+ 10.722	10:04:12.949
5 -	1:26.806 P	+ 7.068	9:57:22.731	10 -	1:29.730 P	+ 9.992	10:05:42.679
209	Dirk SCHULZ SS1 Porsche 997 GT3 - Topper Team						
1 -	1:39.243	+ 14.279	9:52:19.081	7 -	2:35.688	+ 1:10.724	10:02:29.135
2 -	1:31.333	+ 6.369	9:53:50.414	8 -	1:25.846	+ 0.882	10:03:54.981
3 -	1:29.604	+ 4.640	9:55:20.018	9 -	1:25.540	+ 0.576	10:05:20.521
4 -	1:28.382	+ 3.418	9:56:48.400	10 -	1:25.330	+ 0.366	10:06:45.851
5 -	1:29.779	+ 4.815	9:58:18.179	11 -	1:24.964		10:08:10.815
6 -	1:35.268 P	+ 10.304	9:59:53.447	12 -	1:29.370	+ 4.406	10:09:40.185
212	Gary FURST SS1 Mitsubishi Lancer Evolution 9 - Gary Furst						
1 -	1:36.048	+ 11.225	9:51:43.083	4 -	1:24.823		9:56:05.267
2 -	1:29.831	+ 5.008	9:53:12.914	5 -	1:26.032	+ 1.209	9:57:31.299
3 -	1:27.530	+ 2.707	9:54:40.444	6 -	1:27.412	+ 2.589	9:58:58.711
215	ERTAN / WIJNEN SS1 Porsche 997 GT3 - Carworld Motorsport						
1 -	1:36.052	+ 11.275	9:50:44.869	7 -	3:16.731	+ 1:51.954	10:01:21.599

Weather / Track : Cloudy / Damp

Donington Park National
Circuit Length = 1.9791 miles
Start: 09:48 End: 10:11

Dutch Supercar Challenge

QUALIFYING - RACE 5 - LAP ANALYSIS

2 -	1:30.698	+ 5.921	9:52:15.567	8 -	1:29.027	+ 4.250	10:02:50.626
3 -	1:27.025	+ 2.248	9:53:42.592	9 -	1:27.159	+ 2.382	10:04:17.785
4 -	1:24.777		9:55:07.369	10 -	1:27.174	+ 2.397	10:05:44.959
5 -	1:26.513	+ 1.736	9:56:33.882	11 -	1:28.612	+ 3.835	10:07:13.571
6 -	1:30.986 P	+ 6.209	9:58:04.868	12 -	1:37.436	+ 12.659	10:08:51.007
238	Michael DONOVAN		SS1 Porsche 997 GT3 - In2Racing				
1 -	1:25.351	+ 3.878	9:50:17.009	8 -	3:38.359	+ 2:16.886	10:02:19.432
2 -	1:26.090	+ 4.617	9:51:43.099	9 -	1:23.088	+ 1.615	10:03:42.520
3 -	1:23.116	+ 1.643	9:53:06.215	10 -	1:22.058	+ 0.585	10:05:04.578
4 -	1:23.186	+ 1.713	9:54:29.401	11 -	1:22.391	+ 0.918	10:06:26.969
5 -	1:21.473		9:55:50.874	12 -	1:21.880	+ 0.407	10:07:48.849
6 -	1:21.802	+ 0.329	9:57:12.676	13 -	1:31.563 P	+ 10.090	10:09:20.412
7 -	1:28.397 P	+ 6.924	9:58:41.073				
247	Martin WEBB		SS1 BMW E46 GTR - Team Webb				
1 -	1:36.325	+ 9.751	9:50:34.016	7 -	1:28.252	+ 1.678	10:01:57.860
2 -	1:28.949	+ 2.375	9:52:02.965	8 -	1:27.544	+ 0.970	10:03:25.404
3 -	1:45.179	+ 18.605	9:53:48.144	9 -	1:27.167	+ 0.593	10:04:52.571
4 -	1:36.307 P	+ 9.733	9:55:24.451	10 -	1:29.325	+ 2.751	10:06:21.896
5 -	3:36.835	+ 2:10.261	9:59:01.286	11 -	1:29.448	+ 2.874	10:07:51.344
6 -	1:28.322	+ 1.748	10:00:29.608	12 -	1:26.574		10:09:17.918
248	WEBB / WEBB		SS1 BMW E46 GTR - Team Webb				
1 -	1:38.077	+ 14.142	9:50:39.000	8 -	1:25.365	+ 1.430	10:01:11.452
2 -	1:35.308	+ 11.373	9:52:14.308	9 -	1:26.702	+ 2.767	10:02:38.154
3 -	1:42.106	+ 18.171	9:53:56.414	10 -	1:24.570	+ 0.635	10:04:02.724
4 -	1:29.650	+ 5.715	9:55:26.064	11 -	1:26.880	+ 2.945	10:05:29.604
5 -	1:25.103	+ 1.168	9:56:51.167	12 -	1:25.531	+ 1.596	10:06:55.135
6 -	1:27.821	+ 3.886	9:58:18.988	13 -	1:23.935		10:08:19.070
7 -	1:27.099	+ 3.164	9:59:46.087	14 -	1:26.274	+ 2.339	10:09:45.344
251	Jacky van der ENDE		SS1 Ford Mondeo MW V6 - Van Berlo Racing				
1 -	1:30.320	+ 7.468	9:50:41.331	8 -	1:23.049	+ 0.197	10:00:33.974
2 -	1:29.057	+ 6.205	9:52:10.388	9 -	1:23.566	+ 0.714	10:01:57.540
3 -	1:26.512	+ 3.660	9:53:36.900	10 -	1:23.051	+ 0.199	10:03:20.591
4 -	1:23.404	+ 0.552	9:55:00.304	11 -	1:22.852		10:04:43.443
5 -	1:24.128	+ 1.276	9:56:24.432	12 -	1:23.543	+ 0.691	10:06:06.986
6 -	1:23.217	+ 0.365	9:57:47.649	13 -	1:23.096	+ 0.244	10:07:30.082
7 -	1:23.276	+ 0.424	9:59:10.925	14 -	1:31.026 P	+ 8.174	10:09:01.108
253	Nelson van der POL		SS1 Ford Mondeo MW V6 - BRL Association				
1 -	1:30.982	+ 7.532	9:50:46.861	8 -	1:23.876	+ 0.426	10:00:40.794
2 -	1:27.757	+ 4.307	9:52:14.618	9 -	1:23.886	+ 0.436	10:02:04.680
3 -	1:25.448	+ 1.998	9:53:40.066	10 -	1:23.450		10:03:28.130
4 -	1:23.995	+ 0.545	9:55:04.061	11 -	1:24.529	+ 1.079	10:04:52.659
5 -	1:24.381	+ 0.931	9:56:28.442	12 -	1:29.009 P	+ 5.559	10:06:21.668
6 -	1:23.876	+ 0.426	9:57:52.318	13 -	2:26.878	+ 1:03.428	10:08:48.546
7 -	1:24.600	+ 1.150	9:59:16.918	14 -	1:23.936	+ 0.486	10:10:12.482
255	Barry MAESSEN		SS1 Ford Mondeo MW V8 - Van Berlo Racing				
1 -	1:32.480	+ 9.243	9:50:39.473	8 -	1:24.220	+ 0.983	10:00:40.004
2 -	1:28.831	+ 5.594	9:52:08.304	9 -	1:25.829	+ 2.592	10:02:05.833
3 -	1:29.099	+ 5.862	9:53:37.403	10 -	1:23.775	+ 0.538	10:03:29.608
4 -	1:25.358	+ 2.121	9:55:02.761	11 -	1:23.237		10:04:52.845
5 -	1:24.545	+ 1.308	9:56:27.306	12 -	1:25.204	+ 1.967	10:06:18.049
6 -	1:24.187	+ 0.950	9:57:51.493	13 -	1:27.375	+ 4.138	10:07:45.424
7 -	1:24.291	+ 1.054	9:59:15.784	14 -	1:39.019 P	+ 15.782	10:09:24.443
260	SCHRYVERS / van der DONK		SS1 Ford Mondeo MW V6 - Kuijpers Racing				
1 -	1:34.617	+ 10.729	9:50:42.158	8 -	1:25.679	+ 1.791	10:00:47.672
2 -	1:28.702	+ 4.814	9:52:10.860	9 -	1:27.710	+ 3.822	10:02:15.382
3 -	1:27.109	+ 3.221	9:53:37.969	10 -	1:26.688	+ 2.800	10:03:42.070

Weather / Track : Cloudy / Damp

Donington Park National
Circuit Length = 1.9791 miles
Start: 09:48 End: 10:11

Dutch Supercar Challenge

QUALIFYING - RACE 5 - LAP ANALYSIS

4 -	1:25.439	+ 1.551	9:55:03.408	11 -	1:27.370	+ 3.482	10:05:09.440
5 -	1:27.633	+ 3.745	9:56:31.041	12 -	1:23.888		10:06:33.328
6 -	1:25.554	+ 1.666	9:57:56.595	13 -	1:24.682	+ 0.794	10:07:58.010
7 -	1:25.398	+ 1.510	9:59:21.993	14 -	1:24.436	+ 0.548	10:09:22.446

Weather / Track : Cloudy / Damp

Donington Park National
Circuit Length = 1.9791 miles
Start: 09:48 End: 10:11

Dutch Supercar Challenge

RACE 5 - GRID

ROW 17	236 Wilfred HERDER		
ROW 16	1:27.201 110 HOLDEN / DOWLING	1:27.909 123 Ric WOODHOUSE	
ROW 15	1:25.796 116 KOHLER / STORM	1:26.574 247 Martin WEBB	
ROW 14	1:24.823 212 Gary FURST	1:24.964 209 Dirk SCHULZ	
ROW 13	1:24.740 203 Kees KREIJNE	1:24.777 215 ERTAN / WIJNEN	
ROW 12	1:23.888 260 SCHRIVERS / van der DONK	1:23.935 248 WEBB / WEBB	
ROW 11	1:23.450 253 Nelson van der POL	1:23.637 201 FRIJNS / FRIJNS	
ROW 10	1:23.237 255 Barry MAESSEN	1:23.287 107 MARCHAL / GLORIEUX	
ROW 9	1:22.852 251 Jacky van der ENDE	1:22.968 132 Jan VERSLUIS	
ROW 8	1:21.900 171 Kevin RILEY	1:22.062 144 LANDA / PETAK	
ROW 7	1:21.814 145 KVETNANSKY / SEDLAK	1:21.817 177 TAS / BOUWHUIS	
ROW 6	1:20.938 124 Dave BASU	1:21.473 238 Michael DONOVAN	
ROW 5	1:19.997 102 Cor EUSER	1:20.220 101 Alex van t'HOFF	
ROW 4	1:19.738 205 Bert van der ZWEERD	1:19.868 163 Roger GROUWELS / GROUWELS	
ROW 3	1:19.651 108 Diederik SIJTHOFF	1:19.667 105 Rene SNEL	
ROW 2	1:19.402 133 Rick ABRESCH	1:19.515 202 NATHAN / van LAGEN	
ROW 1	1:16.565 104 van der HOEK / van DONGEN	1:16.749 175 Martin SHORT	

Pole

Donington Park National
Circuit Length = 1.9791 miles

These results are provisional until the conclusion of any judicial and technical matters.

Clerk of Course :

Timekeeper :

Dutch Supercar Challenge

RACE 3 - CLASSIFICATION

POS	NO	CL	NAME	ENTRY	LAPS	TIME	GAP	DIFF	MPH	BEST	ON
1	305	SS2	BOGAERTS / van der Aa	BMW 132 GTR - European Staffing Racing	45	1:00:24.972			88.44	1:14.302	42
2	301	SS2	Pieter van SOELEN	BMW E46 Coupé GTR - JR Motorsport	45	1:00:26.604	1.632	1.632	88.40	1:14.223	11
3	354	SS2	Nick AERTS	Ford Mondeo - Van de Pas Racing	45	1:00:46.656	21.684	20.052	87.91	1:15.939	13
4	311	SS2	Luc de COCK	Lotus 2/11 GT4 - Deldiche Racing	45	1:00:47.486	22.514	0.830	87.89	1:15.636	18
5	320	SS2	MONSTER / MONSTER	Seat Leon Supercopa - Team Riwal Racing	45	1:01:01.279	36.307	13.793	87.56	1:15.867	8
6	369	SS2	Marcel NORBART	Seat Leon Supercopa - Passie Racing	44	1:00:26.268	1 lap	1 lap	86.44	1:16.288	25
7	401	S	Richard van den BOS	BMW E36 M2,5 - JR Motorsport	44	1:00:34.453	1 lap	8.185	86.25	1:17.283	24
8	308	SS2	van VILET / THUIS	BMW E92 M3 - Van Vliet Afbouw/Intrax Racing	44	1:00:47.326	1 lap	12.873	85.94	1:16.325	11
9	412	S	Guillaume SCHULZ	Lotus Exige Cup - Team TDM	44	1:01:15.896	1 lap	28.570	85.28	1:16.308	26
10	316	SS2	Christian DIJKHOF	Seat Leon Supercopa - Brax Racing	44	1:01:16.919	1 lap	1.023	85.25	1:17.326	26
11	422	S	Eric van den MUNCKHOF	Focus Sport - Van de Pas Racing / Munckhof Racing	43	1:00:28.725	2 laps	1 lap	84.42	1:18.260	17
12	315	SS2	HORNSVELD / WISSELINK	Seat Leon Supercopa - Pennucci - TVS Racing	43	1:00:34.144	2 laps	5.419	84.30	1:18.172	22
13	402	S	Aart BOSMAN	Lotus Exige - ABW Racing	43	1:00:35.254	2 laps	1.110	84.27	1:17.569	21
14	378	SS2	HERBER / MEYER	Saker GT - Johan Kraan Motorsports	43	1:00:54.035	2 laps	18.781	83.84	1:16.074	16
15	418	S	BEDORF / KARS	Renault Clio RS 2.0 16V - Spirit Racing	43	1:01:14.759	2 laps	20.724	83.36	1:19.059	24
16	424	S	van VLIET / van VLIET	BMW M3 E46 - Speedtec Motorsport	43	1:01:20.799	2 laps	6.040	83.23	1:19.658	18
17	423	S	Marcel van BERLO	Focus Sport - Van Berlo Racing	43	1:01:21.335	2 laps	0.536	83.21	1:19.866	42
18	368	SS2	BIJL / BIJL	Seat Leon Supercopa - Gravity Racing	43	1:01:26.890	2 laps	5.555	83.09	1:18.675	8
19	419	S	Rob NIEMAN	Renault Clio RS 2.0 16V - Spirit Racing	43	1:01:28.450	2 laps	1.560	83.05	1:19.924	38
20	380	SS2	JEURIS / VETTERS	Saker GT - RSTT Race Service	43	1:01:32.600	2 laps	4.150	82.96	1:16.435	15
21	463	S	GROUWELS / GROUWELS	Renault Clio RS 2.0 16V - Rudolph Racing	43	1:01:36.775	2 laps	4.175	82.87	1:20.634	38
22	409	S	Nico BEEN	Renault Clio RS 2.0 16V - Nico Been	42	1:00:33.450	3 laps	1 lap	82.35	1:21.095	42
23	333	SS2	Ronald van LOON	BMW E46 M3 - V-Max Racing	42	1:01:20.170	3 laps	46.720	81.31	1:16.714	5
24	464	S	JAMES / VINCEC	Honda Civic Type-R - Synchro Motorsport	41	1:00:32.948	4 laps	1 lap	80.40	1:20.807	28
25	428	S	MANY / PARSONS	Honda Civic Type-R - Saxon Motorsport	41	1:01:44.727	4 laps	1:11.779	78.84	1:23.254	40
26	444	S	Kim TROEYEN	Focus Sport - AT Motoren	40	1:00:45.751	5 laps	1 lap	78.16	1:22.947	33

NOT CLASSIFIED

DNC	351	SS2	Leo KURSTJENS	Focus Sport - AT Motoren	32	53:29.409	13 laps	8 laps	71.03	1:20.612	29
DNC	382	SS2	Hal PREWIT	Lotus Evora GT4 - Marcos Racing International	30	1:01:29.112	15 laps	2 laps	57.93	1:16.535	9
DNC	324	SS2	Michael VERHAGEN	Honda S2000 - Honda Racing Verhagen	14	24:38.595	31 laps	16 laps	67.45	1:17.891	5
DNC	326	SS2	Jan van der KOOI	Lotus Exige GT3 - Team Lotus Racing	13	17:58.919	32 laps	1 lap	85.84	1:14.760	8
DNC	312	SS2	Chris EVERILL	Ginetta GT4 Coupe - CEC Racing	9	14:01.400	36 laps	4 laps	76.20	1:18.114	5
DNC	337	SS2	POCKLINGTON / PAPWORTH	BMW E46 - Pocklington Racing	7	11:11.221	38 laps	2 laps	74.30	1:20.815	7
DNC	335	SS2	Fred CAVANAGH	BMW E46 GTR - JR Motorsport	5	8:34.907	40 laps	2 laps	69.18	1:24.275	2
DNC	445	S	Berry van ELK	Mini Cooper S - V-Max Racing	2	3:34.946	43 laps	3 laps	66.29		

FASTEST LAP

301	SS2	Pieter van SOELEN	BMW E46 Coupé GTR - JR Motorsport	11	1:14.223	95.98 mph	154.48 kph
412	S	Guillaume SCHULZ	Lotus Exige Cup - Team TDM	26	1:16.308	93.36 mph	150.25 kph

Weather / Track : Bright / Dry

These results are provisional until the conclusion of any judicial and technical matters.

Donington Park National
Circuit Length = 1.9791 miles
Start: 15:00 End: 16:02

Clerk of Course :	Timekeeper :
-------------------	--------------

Dutch Supercar Challenge

RACE 3 - LAP CHART

Lap 1			Lap 2			Lap 3			Lap 4			Lap 5		
No	Behind	Laptime	No	Behind	Laptime	No	Behind	Laptime	No	Behind	Laptime	No	Behind	Laptime
301		1:19.954	326		1:14.845	326		2:16.278	326		1:47.665	326		1:16.391
326	0.133	1:20.087	301	0.740	1:15.718	301	1.401	2:16.939	301	0.390	1:46.654	301	0.767	1:16.768
305	0.505	1:20.459	305	2.136	1:16.609	305	2.506	2:16.648	305	0.661	1:45.820	305	0.820	1:16.550
320	2.080	1:22.034	320	4.002	1:16.900	320	3.428	2:15.704	320	1.084	1:45.321	320	1.934	1:17.241
401	3.871	1:23.825	401	8.744	1:19.851	401	4.403	2:11.937	401	1.994	1:45.256	354	3.025	1:17.143
324	4.171	1:24.125	354	8.769	1:18.916	354	5.330	2:12.839	354	2.273	1:44.608	351	3 LAPS	2:13.739
354	4.831	1:24.785	324	9.825	1:20.632	324	6.133	2:12.586	324	3.147	1:44.679	401	4.261	1:18.658
308	5.325	1:25.279	308	10.090	1:19.743	308	6.707	2:12.895	308	3.935	1:44.893	324	4.647	1:17.891
333	6.653	1:26.607	333	11.793	1:20.118	333	7.854	2:12.339	333	4.391	1:44.202	333	4.714	1:16.714
424	7.641	1:27.595	311	12.991	1:18.158	311	8.576	2:11.863	311	5.129	1:44.218	308	6.800	1:19.256
311	9.811	1:29.765	424	15.071	1:22.408	424	9.509	2:10.716	424	5.944	1:44.100	311	7.372	1:18.634
312	12.431	1:32.385	312	16.874	1:19.421	312	11.938	2:11.342	312	6.055	1:41.782	312	7.778	1:18.114
315	13.661	1:33.615	315	21.207	1:22.524	315	12.435	2:07.506	315	6.795	1:42.025	424	11.577	1:22.024
463	13.788	1:33.742	402	22.639	1:23.755	402	13.101	2:06.740	402	7.760	1:42.324	315	11.646	1:21.242
402	13.862	1:33.816	382	23.184	1:23.380	382	13.764	2:06.858	382	9.279	1:43.180	402	13.399	1:22.030
382	14.782	1:34.736	463	23.947	1:25.137	463	14.276	2:06.607	337	9.962	1:43.059	382	14.490	1:21.602
380	15.062	1:35.016	337	24.349	1:23.791	337	14.568	2:06.497	463	10.061	1:43.450	380	15.757	1:20.716
368	15.258	1:35.212	335	25.003	1:24.275	335	15.376	2:06.651	335	10.610	1:42.899	337	16.025	1:22.454
337	15.536	1:35.490	380	27.375	1:27.291	380	16.097	2:05.000	380	11.432	1:43.000	412	16.942	1:21.473
335	15.706	1:35.660	412	27.717	1:26.512	412	16.561	2:05.122	412	11.860	1:42.964	378	17.101	1:21.217
412	16.183	1:36.137	378	28.494	1:25.851	378	17.240	2:05.024	378	12.275	1:42.700	463	17.993	1:24.323
419	17.010	1:36.964	368	29.338	1:29.058	368	17.864	2:04.804	368	12.880	1:42.681	368	18.050	1:21.561
422	17.525	1:37.479	423	29.751	1:25.106	423	18.477	2:05.004	423	15.351	1:44.539	316	20.437	1:21.214
378	17.621	1:37.575	316	30.085	1:24.455	316	19.649	2:05.842	316	15.614	1:43.630	423	22.179	1:23.219
409	18.736	1:38.690	422	30.325	1:27.778	422	20.073	2:06.026	422	15.845	1:43.437	422	22.369	1:22.915
423	19.623	1:39.577	419	30.702	1:28.670	419	20.512	2:06.088	419	16.258	1:43.411	419	22.761	1:22.894
464	20.216	1:40.170	464	31.477	1:26.239	464	22.535	2:07.336	464	16.975	1:42.105	464	23.164	1:22.580
316	20.608	1:40.562	409	32.563	1:28.805	409	23.212	2:06.927	409	17.727	1:42.180	369	24.173	1:20.189
369	21.704	1:41.658 P	428	35.620	1:28.674	428	24.177	2:04.835	428	18.928	1:42.416	409	25.537	1:24.201
428	21.924	1:41.878	418	36.289	1:28.141	418	24.803	2:04.792	418	19.598	1:42.460	418	30.225	1:27.018
445	23.006	1:42.960	444	41.273	1:31.441	444	25.604	2:00.609	369	20.375	1:37.419	428	30.751	1:28.214
418	23.126	1:43.080	445	1:00.014	1:51.986 P	369	30.621	1:22.517	444	22.178	1:44.239	444	34.680	1:28.893
444	24.810	1:44.764	369	1:24.382	2:17.656	351	2 LAPS	5:44.924 P				335	39.641	1:45.422 P

Weather / Track : Bright / Dry

Donington Park National
Circuit Length = 1.9791 miles
Start: 15:00 End: 16:02

Dutch Supercar Challenge

RACE 3 - LAP CHART

Lap 6			Lap 7			Lap 8			Lap 9			Lap 10		
No	Behind	Laptime	No	Behind	Laptime	No	Behind	Laptime	No	Behind	Laptime	No	Behind	Laptime
326		1:16.076	326		1:15.306	326		1:14.760	326		1:15.146	301		1:15.662
301	0.378	1:15.687	301	0.602	1:15.530	301	0.476	1:14.634	301	0.413	1:15.083	326	0.446	1:16.521
305	0.660	1:15.916	305	0.949	1:15.595	305	1.210	1:15.021	305	1.429	1:15.365	428	1 LAP	1:28.570
320	1.761	1:15.903	320	2.630	1:16.175	320	3.737	1:15.867	320	4.627	1:16.036	305	2.812	1:17.458
354	4.002	1:17.053	354	5.447	1:16.751	354	7.115	1:16.428	354	9.000	1:17.031	320	5.812	1:17.260
333	7.976	1:19.338	333	11.442	1:18.772	311	15.978	1:18.227	311	17.575	1:16.743	444	1 LAP	1:28.855
311	10.747	1:19.451	311	12.511	1:17.070	333	16.643	1:19.961	333	19.574	1:18.077	354	10.332	1:17.407
401	10.985	1:22.800	401	14.585	1:18.906	401	19.547	1:19.722	401	23.289	1:18.888	311	18.326	1:16.826
324	11.419	1:22.848	324	14.900	1:18.787	312	19.776	1:19.202	308	24.020	1:18.996	333	21.813	1:18.314
312	11.941	1:20.239	312	15.334	1:18.699	308	20.170	1:19.002	382	28.157	1:16.535	401	25.582	1:18.368
308	11.998	1:21.274	308	15.928	1:19.236	382	26.768	1:17.339	378	31.609	1:17.697	308	25.708	1:17.763
351	3 LAPS	1:25.892	351	3 LAPS	1:21.144	351	3 LAPS	1:23.702	351	3 LAPS	1:22.828	378	32.804	1:17.270
424	18.364	1:22.863	382	24.189	1:20.311	378	29.058	1:18.200	380	35.904	1:20.808	380	39.592	1:19.763
382	19.184	1:20.770	424	25.085	1:22.027	380	30.242	1:19.797	412	38.533	1:20.049	412	40.828	1:18.370
380	21.420	1:21.739	380	25.205	1:19.091	424	33.245	1:22.920	316	39.063	1:20.032	351	3 LAPS	1:23.041
378	22.264	1:21.239	378	25.618	1:18.660	412	33.630	1:21.866	424	40.000	1:21.901	369	43.536	1:19.457
402	22.278	1:24.955	412	26.524	1:19.466	316	34.177	1:19.237	369	40.154	1:18.233	316	44.442	1:21.454
412	22.364	1:21.498	316	29.700	1:21.164	368	34.305	1:18.675	368	40.561	1:21.402	424	45.795	1:21.870
368	22.879	1:20.905	402	30.105	1:23.133	369	37.067	1:19.655	422	43.985	1:19.744	368	46.747	1:22.261
316	23.842	1:19.481	368	30.390	1:22.817	402	37.187	1:21.842	402	44.105	1:22.064	422	46.816	1:18.906
463	24.898	1:22.981	463	31.400	1:21.808	463	39.311	1:22.671	423	44.926	1:20.667	402	49.034	1:21.004
423	27.504	1:21.401	369	32.172	1:19.030	422	39.387	1:20.935	463	46.054	1:21.889	423	49.550	1:20.699
422	27.704	1:21.411	423	32.218	1:20.020	423	39.405	1:21.947	419	53.216	1:22.530	463	51.305	1:21.326
369	28.448	1:20.351	422	33.212	1:20.814	324	41.206	1:41.066 P	464	54.047	1:24.158	419	59.405	1:22.264
464	30.672	1:23.584	464	37.983	1:22.617	464	45.035	1:21.812	409	59.630	1:23.391	464	59.737	1:21.765
419	31.450	1:24.765	419	38.651	1:22.507	419	45.832	1:21.941	418	1:00.292	1:23.451	315	1:06.187	1:21.917
409	35.071	1:25.610	409	43.295	1:23.530	409	51.385	1:22.850	315	1:00.345	1:19.137	418	1:08.090	1:23.873
418	37.372	1:23.223	337	44.573	1:20.815	418	51.987	1:22.152	312	1:04.846	2:00.216 P	409	1:08.936	1:25.381
337	39.064	1:39.115	418	44.595	1:22.529	315	56.354	1:20.775						
428	41.486	1:26.811	315	50.339	1:20.603	428	1:04.962	1:26.669						
315	45.042	1:49.472	428	53.053	1:26.873	444	1:11.238	1:27.226						
444	47.002	1:28.398	444	58.772	1:27.076									

Weather / Track : Bright / Dry

Donington Park National
Circuit Length = 1.9791 miles
Start: 15:00 End: 16:02

Dutch Supercar Challenge

RACE 3 - LAP CHART

Lap 11			Lap 12			Lap 13			Lap 14			Lap 15		
No	Behind	Laptime	No	Behind	Laptime	No	Behind	Laptime	No	Behind	Laptime	No	Behind	Laptime
301		1:14.223	301		1:15.185	301		1:15.178	301		1:15.490	301		1:16.323
326	1.415	1:15.192	418	1 LAP	1:22.208	315	1 LAP	1:20.695	419	1 LAP	1:21.315	324	4 LAPS	1:20.636
305	4.704	1:16.115	326	1.307	1:15.077	326	1.704	1:15.575	315	1 LAP	1:19.897	463	1 LAP	1:21.997
320	8.851	1:17.262	409	1 LAP	1:23.429	464	1 LAP	1:24.988	305	6.654	1:15.935	305	7.528	1:17.197
354	12.461	1:16.352	305	5.309	1:15.790	305	6.209	1:16.078	464	1 LAP	1:22.543	315	1 LAP	1:18.829
428	1 LAP	1:26.090	320	10.419	1:16.753	418	1 LAP	1:22.434	320	14.533	1:18.518	419	1 LAP	1:21.309
311	21.974	1:17.871	354	13.704	1:16.428	409	1 LAP	1:23.070	418	1 LAP	1:22.042	320	14.628	1:16.418
444	1 LAP	1:29.474	311	23.437	1:16.648	320	11.505	1:16.264	354	14.969	1:15.994	354	15.145	1:16.499
333	26.969	1:19.379	382	2 LAPS	3:42.175 P	354	14.465	1:15.939	409	1 LAP	1:23.147	464	1 LAP	1:22.501
308	27.810	1:16.325	428	1 LAP	1:25.865	311	24.626	1:16.367	311	25.144	1:16.008	418	1 LAP	1:21.516
401	29.154	1:17.795	333	29.830	1:18.046	333	32.600	1:17.948	333	34.932	1:17.822	409	1 LAP	1:22.548
378	35.252	1:16.671	308	31.305	1:18.680	308	33.927	1:17.800	308	36.461	1:18.024	311	24.864	1:16.043
412	45.009	1:18.404	401	32.859	1:18.890	401	36.000	1:18.319	401	39.068	1:18.558	333	37.036	1:18.427
380	45.580	1:20.211	444	1 LAP	1:27.331	428	1 LAP	1:27.199	378	39.208	1:16.616	308	37.778	1:17.640
369	47.436	1:18.123	378	36.884	1:16.817	378	38.082	1:16.376	428	1 LAP	1:26.056	378	39.751	1:16.866
316	49.023	1:18.804	412	47.842	1:18.018	444	1 LAP	1:26.467	369	52.909	1:17.405	401	41.731	1:18.986
351	3 LAPS	1:22.082	369	49.548	1:17.297	369	50.994	1:16.624	412	55.930	1:19.979	369	53.715	1:17.129
424	52.189	1:20.617	380	50.207	1:19.812	412	51.441	1:18.777	316	59.139	1:20.429	428	1 LAP	1:25.987
422	52.457	1:19.864	316	51.613	1:17.775	380	52.666	1:17.637	380	59.152	1:21.976	412	57.248	1:17.641
368	53.077	1:20.553	351	3 LAPS	1:21.193	316	54.200	1:17.765	444	1 LAP	1:30.772	380	59.264	1:16.435
402	55.402	1:20.591	424	57.405	1:20.401	351	3 LAPS	1:21.529	424	1:09.840	1:21.646	316	1:01.914	1:19.098
423	55.667	1:20.340	368	58.144	1:20.252	424	1:03.684	1:21.457	351	3 LAPS	1:23.249	444	1 LAP	1:26.219
463	58.269	1:21.187	422	58.589	1:21.317	368	1:04.045	1:21.079	422	1:11.137	1:21.131	424	1:13.715	1:20.198
419	1:07.690	1:22.508	402	59.498	1:19.281	422	1:05.496	1:22.085	368	1:11.339	1:22.784	351	3 LAPS	1:21.590
464	1:08.394	1:22.880	423	1:00.477	1:19.995	402	1:05.543	1:21.223	423	1:11.927	1:21.657	422	1:16.170	1:21.356
315	1:10.635	1:18.671	463	1:05.507	1:22.423	423	1:05.760	1:20.461	402	1:11.931	1:21.878	402	1:16.751	1:21.143
			324	3 LAPS	5:27.707	463	1:12.095	1:21.766						
			419	1:14.551	1:22.046	324	3 LAPS	1:20.058						

Weather / Track : Bright / Dry

Donington Park National
Circuit Length = 1.9791 miles
Start: 15:00 End: 16:02

Dutch Supercar Challenge

RACE 3 - LAP CHART

Lap 16			Lap 17			Lap 18			Lap 19			Lap 20		
No	Behind	Laptime	No	Behind	Laptime	No	Behind	Laptime	No	Behind	Laptime	No	Behind	Laptime
301		1:16.888	301		1:18.603	301		1:16.405	301		1:17.467	301		1:16.411
368	1 LAP	1:22.505	422	1 LAP	1:20.775	422	1 LAP	1:18.260	422	1 LAP	1:18.789	422	1 LAP	1:18.808
423	1 LAP	1:22.461	402	1 LAP	1:22.114	424	1 LAP	1:21.497	424	1 LAP	1:19.658	305	9.881	1:17.465
324	4 LAPS	1:19.047	351	4 LAPS	1:23.981	402	1 LAP	1:18.550	428	2 LAPS	1:26.633	424	1 LAP	1:20.795
463	1 LAP	1:21.131	444	2 LAPS	1:27.328	305	9.042	1:18.156	305	8.827	1:17.252	354	16.716	1:18.893
305	8.644	1:18.004	423	1 LAP	1:22.369	423	1 LAP	1:21.517	402	1 LAP	1:23.149 P	428	2 LAPS	1:27.098
315	1 LAP	1:19.213	324	4 LAPS	1:19.596	351	4 LAPS	1:23.722	423	1 LAP	1:20.324	423	1 LAP	1:22.618
419	1 LAP	1:20.743	368	1 LAP	1:23.580	368	1 LAP	1:22.677	354	14.234	1:17.703	311	22.368	1:19.113
320	14.073	1:16.333	305	7.291	1:17.250	320	13.404	1:17.977	351	4 LAPS	1:22.515	368	1 LAP	1:22.221
354	14.942	1:16.685	463	1 LAP	1:21.158	354	13.998	1:17.880	315	1 LAP	1:20.165	351	4 LAPS	1:23.953
464	1 LAP	1:23.390	315	1 LAP	1:18.257	315	1 LAP	1:20.948	368	1 LAP	1:23.193	463	1 LAP	1:21.965
311	24.306	1:16.330	320	11.832	1:16.362	463	1 LAP	1:22.357	320	18.090	1:22.153 P	315	1 LAP	1:24.448 P
418	1 LAP	1:22.150	354	12.523	1:16.184	444	2 LAPS	1:29.256	463	1 LAP	1:21.817	419	1 LAP	1:21.368
409	1 LAP	1:22.365	419	1 LAP	1:21.207	324	4 LAPS	1:28.937 P	311	19.666	1:16.514	333	45.792	1:21.053
333	37.965	1:17.817	311	21.388	1:15.685	311	20.619	1:15.636	419	1 LAP	1:21.457	464	1 LAP	1:27.841
378	38.937	1:16.074	418	1 LAP	1:21.085	419	1 LAP	1:21.246	444	2 LAPS	1:27.141	409	1 LAP	1:23.486
308	39.967	1:19.077	464	1 LAP	1:24.006	418	1 LAP	1:20.966	378	36.160	1:16.520	308	54.499	1:28.495 P
401	42.748	1:17.905	409	1 LAP	1:21.658	464	1 LAP	1:22.567	418	1 LAP	1:23.972 P	401	56.172	1:24.147 P
369	53.634	1:16.807	378	37.236	1:16.902	378	37.107	1:16.276	464	1 LAP	1:22.291	369	1 LAP	2:36.372
412	58.044	1:17.684	333	38.173	1:18.811	409	1 LAP	1:22.405	333	41.150	1:18.715	380	1:00.505	1:18.541
380	59.260	1:16.884	308	38.967	1:17.603	333	39.902	1:18.134	308	42.415	1:19.266	316	1:11.994	1:21.683
316	1:02.603	1:17.577	401	42.716	1:18.571	308	40.616	1:18.054	409	1 LAP	1:22.921	444	2 LAPS	2:01.410 P
428	1 LAP	1:25.931	369	52.674	1:17.643	401	46.263	1:19.952	401	48.436	1:19.640	412	1:13.204	1:25.415
424	1:17.591	1:20.764	380	58.599	1:17.942	369	55.556	1:19.287 P	380	58.375	1:16.744			
			412	59.132	1:19.691	380	59.098	1:16.904	412	1:04.200	1:21.583			
			316	1:02.258	1:18.258	412	1:00.084	1:17.357	316	1:06.722	1:19.996			
			428	1 LAP	1:26.033	316	1:04.193	1:18.340						

Weather / Track : Bright / Dry

Donington Park National
Circuit Length = 1.9791 miles
Start: 15:00 End: 16:02

Dutch Supercar Challenge

RACE 3 - LAP CHART

Lap 21			Lap 22			Lap 23			Lap 24			Lap 25		
No	Behind	Laptime	No	Behind	Laptime	No	Behind	Laptime	No	Behind	Laptime	No	Behind	Laptime
301		1:16.568	301		1:17.379	301		1:17.709	301		1:20.192 P	301		2:38.684
422	1 LAP	1:18.908	412	1 LAP	1:21.889	316	1 LAP	1:20.425	412	1 LAP	1:22.163 P	428	3 LAPS	1:27.995
305	10.592	1:17.279	305	14.248	1:21.035 P	412	1 LAP	1:18.634	316	1 LAP	1:24.839 P	316	1 LAP	2:42.046
424	1 LAP	1:21.188	354	17.605	1:18.151	444	4 LAPS	2:51.214	444	4 LAPS	1:25.750	412	1 LAP	2:46.525
354	16.833	1:16.685	422	1 LAP	1:26.468 P	354	17.495	1:17.599	354	17.969	1:20.666 P	354	14.115	2:34.830
378	1 LAP	2:21.077 P	424	1 LAP	1:21.308	320	1 LAP	1:17.017	320	1 LAP	1:17.059	380	1 LAP	1:21.506
320	1 LAP	2:39.730	320	1 LAP	1:17.637	424	1 LAP	1:24.309 P	311	1 LAP	1:18.465	320	18.120	1:18.379
423	1 LAP	1:23.640	315	2 LAPS	2:34.029	311	1 LAP	2:32.764	422	2 LAPS	2:44.199	311	18.735	1:16.230
368	1 LAP	1:21.197	423	1 LAP	1:21.125	315	2 LAPS	1:19.581	315	2 LAPS	1:18.172	305	23.455	1:16.751
311	28.165	1:22.365 P	368	1 LAP	1:23.100 P	423	1 LAP	1:21.093	305	1 LAP	2:50.311	422	1 LAP	1:18.977
351	4 LAPS	1:22.895	351	4 LAPS	1:23.672	463	2 LAPS	2:44.023	423	1 LAP	1:25.294 P	315	1 LAP	1:19.261
428	2 LAPS	1:30.703	419	1 LAP	1:27.472 P	351	4 LAPS	1:27.539 P	368	2 LAPS	2:49.936	444	3 LAPS	1:26.311
419	1 LAP	1:21.748	402	2 LAPS	1:17.856	402	2 LAPS	1:17.569	402	2 LAPS	1:18.848	424	1 LAP	1:21.652
463	1 LAP	1:27.599 P	333	48.312	1:17.676	333	49.767	1:19.164	419	2 LAPS	2:38.667	423	1 LAP	2:42.795
402	2 LAPS	3:09.007	428	2 LAPS	1:35.657 P	369	1 LAP	1:19.459	463	2 LAPS	1:23.090	402	1 LAP	1:18.765
333	48.015	1:18.791	369	1 LAP	1:18.730	378	2 LAPS	3:14.158	333	52.932	1:23.357 P	419	1 LAP	1:20.811
464	1 LAP	1:23.026	418	2 LAPS	1:21.090	308	1 LAP	1:17.703	369	1 LAP	1:17.568	464	2 LAPS	1:22.754
418	2 LAPS	2:51.751	308	1 LAP	2:43.816	418	2 LAPS	1:21.362	308	1 LAP	1:18.452	368	1 LAP	1:20.612
409	1 LAP	1:22.584	409	1 LAP	1:24.039	401	1 LAP	1:18.150	418	2 LAPS	1:20.005	463	1 LAP	1:21.125
369	1 LAP	1:17.090	380	1:07.065	1:23.037 P	409	1 LAP	1:25.998 P	401	1 LAP	1:17.691	333	52.776	2:38.528
380	1:01.407	1:17.470	401	1 LAP	2:44.982				378	2 LAPS	1:27.473	369	54.609	1:16.288
316	1:15.209	1:19.783	464	1 LAP	1:29.650 P				428	3 LAPS	3:02.810	308	59.906	1:17.551
									380	1 LAP	3:03.402	401	1:01.773	1:18.027
									320	1:38.425	1:17.151	351	4 LAPS	1:20.854
									311	1:41.189	1:17.075	418	1 LAP	1:19.059
									422	1 LAP	1:18.909	378	1 LAP	1:20.099
									444	3 LAPS	1:27.603	409	1 LAP	1:22.729
									305	1:45.388	1:18.730			
									315	1 LAP	1:20.845			
									424	1 LAP	2:48.813			
									402	1 LAP	1:19.713			
									464	2 LAPS	3:34.926			
									419	1 LAP	1:21.109			
									368	1 LAP	1:22.712			

Weather / Track : Bright / Dry

Donington Park National
Circuit Length = 1.9791 miles
Start: 15:00 End: 16:02

Dutch Supercar Challenge

RACE 3 - LAP CHART

Lap 26			Lap 27			Lap 28			Lap 29			Lap 30		
No	Behind	Laptime	No	Behind	Laptime	No	Behind	Laptime	No	Behind	Laptime	No	Behind	Laptime
301		1:16.415	301		1:17.096	301		1:16.712	301		1:17.092	301		1:18.044
316	1 LAP	1:18.397	378	2 LAPS	1:20.178	378	2 LAPS	1:17.800	351	5 LAPS	1:22.528	418	2 LAPS	1:22.235
412	1 LAP	1:16.840	409	2 LAPS	1:21.898	409	2 LAPS	1:21.736	378	2 LAPS	1:18.464	464	3 LAPS	1:23.529
428	3 LAPS	1:25.084	316	1 LAP	1:17.326	412	1 LAP	1:17.115	412	1 LAP	1:16.844	378	2 LAPS	1:19.013
354	14.214	1:16.514	412	1 LAP	1:16.308	316	1 LAP	1:18.330	409	2 LAPS	1:21.828	351	5 LAPS	1:22.329
380	1 LAP	1:19.149	354	13.787	1:16.669	354	13.040	1:15.965	354	13.233	1:17.285	412	1 LAP	1:17.176
311	21.093	1:18.773	311	20.497	1:16.500	311	19.964	1:16.179	316	1 LAP	1:18.805	354	11.331	1:16.142
320	21.918	1:20.213	380	1 LAP	1:19.941	305	21.488	1:15.971	311	18.910	1:16.038	316	1 LAP	1:17.838
305	23.278	1:16.238	305	22.229	1:16.047	380	1 LAP	1:19.260	305	19.423	1:15.027	305	16.190	1:14.811
382	15 LAPS	19:21.573	428	3 LAPS	1:27.135	320	23.664	1:17.710	320	23.726	1:17.154	409	2 LAPS	1:21.822
422	1 LAP	1:19.570	320	22.666	1:17.844	382	15 LAPS	1:18.215	380	1 LAP	1:20.372	311	17.391	1:16.525
315	1 LAP	1:19.831	382	15 LAPS	1:18.025	422	1 LAP	1:18.290	382	15 LAPS	1:17.519	320	22.882	1:17.200
444	3 LAPS	1:25.203	422	1 LAP	1:18.750	428	3 LAPS	1:24.925	422	1 LAP	1:20.711	380	1 LAP	1:19.437
424	1 LAP	1:21.650	315	1 LAP	1:18.649	315	1 LAP	1:18.874	315	1 LAP	1:20.897	382	15 LAPS	1:17.259
423	1 LAP	1:22.284	424	1 LAP	1:21.342	424	1 LAP	1:21.228	428	3 LAPS	1:24.831	422	1 LAP	1:19.906
402	1 LAP	1:19.369	444	3 LAPS	1:25.365	402	1 LAP	1:19.361	424	1 LAP	1:20.633	315	1 LAP	1:20.068
419	1 LAP	1:21.095	402	1 LAP	1:20.906	423	1 LAP	1:22.739	402	1 LAP	1:18.032	428	3 LAPS	1:23.644
368	1 LAP	1:20.773	423	1 LAP	1:21.506	444	3 LAPS	1:26.606	423	1 LAP	1:21.049	424	1 LAP	1:21.999
333	55.417	1:19.056	369	1:00.008	1:21.259	369	1:00.115	1:16.819	444	3 LAPS	1:23.652	402	1 LAP	1:21.165
369	55.845	1:17.651	419	1 LAP	1:23.256	368	1 LAP	1:20.222	401	1:07.825	1:19.281	423	1 LAP	1:21.230
463	1 LAP	1:23.809	368	1 LAP	1:22.887	419	1 LAP	1:21.008	368	1 LAP	1:21.425	401	1:08.439	1:18.658
464	2 LAPS	1:27.968	463	1 LAP	1:21.806	401	1:05.636	1:17.796	419	1 LAP	1:21.752	369	1:11.525	1:18.882
308	1:02.004	1:18.513	401	1:04.552	1:18.621	308	1:09.740	1:21.009	369	1:10.687	1:27.664	444	3 LAPS	1:25.410
401	1:03.027	1:17.669	308	1:05.443	1:20.535	463	1 LAP	1:22.677	308	1:12.256	1:19.608	308	1:14.142	1:19.930
418	1 LAP	1:19.761	464	2 LAPS	1:23.090	464	2 LAPS	1:22.011	463	1 LAP	1:21.431	368	1 LAP	1:25.141
351	4 LAPS	1:21.980	418	1 LAP	1:19.155	418	1 LAP	1:19.920				419	1 LAP	1:24.157
			333	1:11.557	1:33.236 P									
			351	4 LAPS	1:21.227									

Weather / Track : Bright / Dry

Donington Park National
Circuit Length = 1.9791 miles
Start: 15:00 End: 16:02

Dutch Supercar Challenge

RACE 3 - LAP CHART

Lap 31			Lap 32			Lap 33			Lap 34			Lap 35		
No	Behind	Laptime	No	Behind	Laptime	No	Behind	Laptime	No	Behind	Laptime	No	Behind	Laptime
301		1:17.780	301		1:19.052	301		1:16.158	301		1:16.928	301		1:17.470
463	2 LAPS	1:21.701	368	2 LAPS	1:22.967	368	2 LAPS	1:20.547	423	2 LAPS	1:22.353	308	1 LAP	1:21.152
418	2 LAPS	1:19.318	444	4 LAPS	1:25.579	419	2 LAPS	1:21.202	378	2 LAPS	1:18.978	423	2 LAPS	1:20.678
464	3 LAPS	1:20.807	419	2 LAPS	1:23.293	418	2 LAPS	1:21.080	368	2 LAPS	1:21.652	305	9.504	1:16.002
378	2 LAPS	1:18.096	463	2 LAPS	1:21.089	378	2 LAPS	1:19.842	305	10.972	1:17.125	354	11.901	1:17.261
333	3 LAPS	4:07.144	418	2 LAPS	1:19.663	463	2 LAPS	1:22.013	354	12.110	1:18.853	378	2 LAPS	1:19.578
351	5 LAPS	1:21.928	378	2 LAPS	1:18.389	354	10.185	1:16.751	419	2 LAPS	1:22.292	418	2 LAPS	1:19.214
354	10.914	1:17.363	464	3 LAPS	1:21.455	305	10.775	1:15.928	418	2 LAPS	1:21.783	311	16.929	1:19.854
412	1 LAP	1:18.353	333	3 LAPS	1:19.513	444	4 LAPS	1:26.962	463	2 LAPS	1:21.330	368	2 LAPS	1:25.021
305	13.445	1:15.035	354	9.592	1:17.730	333	3 LAPS	1:19.799	311	14.545	1:17.582	412	1 LAP	1:19.617
316	1 LAP	1:18.593	305	11.005	1:16.612	464	3 LAPS	1:22.850	333	3 LAPS	1:20.023	419	2 LAPS	1:23.631
311	15.468	1:15.857	412	1 LAP	1:19.728	311	13.891	1:16.681	412	1 LAP	1:18.851	333	3 LAPS	1:20.838
409	2 LAPS	1:21.539	311	13.368	1:16.952	412	1 LAP	1:18.676	444	4 LAPS	1:24.939	463	2 LAPS	1:24.224
320	22.563	1:17.461	316	1 LAP	1:19.186	316	1 LAP	1:17.978	316	1 LAP	1:21.242	316	1 LAP	1:18.696
380	1 LAP	1:20.366	351	5 LAPS	1:24.623	351	5 LAPS	1:21.118	464	3 LAPS	1:24.518	320	24.136	1:18.732
382	15 LAPS	1:20.476	320	20.899	1:17.388	320	21.872	1:17.131	320	22.874	1:17.930	464	3 LAPS	1:26.012
422	1 LAP	1:19.439	409	2 LAPS	1:22.283	409	2 LAPS	1:21.526	351	5 LAPS	1:20.612	444	4 LAPS	1:27.054
315	1 LAP	1:19.636	382	15 LAPS	1:21.100	382	15 LAPS	1:18.677	409	2 LAPS	1:21.635	351	5 LAPS	1:24.089 P
428	3 LAPS	1:23.858	380	1 LAP	1:21.940	380	1 LAP	1:21.139	382	15 LAPS	1:18.869	382	15 LAPS	1:18.533
402	1 LAP	1:20.771	422	1 LAP	1:19.459	422	1 LAP	1:19.725	380	1 LAP	1:20.627	409	2 LAPS	1:23.939
424	1 LAP	1:22.100	315	1 LAP	1:19.926	315	1 LAP	1:20.533	422	1 LAP	1:19.776	380	1 LAP	1:20.157
401	1:08.712	1:18.053	428	3 LAPS	1:24.582	428	3 LAPS	1:24.303	315	1 LAP	1:19.930	422	1 LAP	1:19.686
423	1 LAP	1:21.295	402	1 LAP	1:18.514	402	1 LAP	1:18.106	402	1 LAP	1:18.183	315	1 LAP	1:19.866
369	1:10.833	1:17.088	424	1 LAP	1:21.720	401	1:09.170	1:17.889	401	1:10.447	1:18.205	402	1 LAP	1:18.638
308	1:14.699	1:18.337	401	1:07.439	1:17.779	369	1:10.786	1:17.489	369	1:10.767	1:16.909	369	1:10.613	1:17.316
			369	1:09.455	1:17.674	424	1 LAP	1:22.810	428	3 LAPS	1:25.975	401	1:11.692	1:18.715
			423	1 LAP	1:21.831	308	1:14.781	1:18.050	424	1 LAP	1:21.514			
			308	1:12.889	1:17.242									

Weather / Track : Bright / Dry

Donington Park National
Circuit Length = 1.9791 miles
Start: 15:00 End: 16:02

Dutch Supercar Challenge

RACE 3 - LAP CHART

Lap 36			Lap 37			Lap 38			Lap 39			Lap 40		
No	Behind	Laptime	No	Behind	Laptime	No	Behind	Laptime	No	Behind	Laptime	No	Behind	Laptime
301		1:17.381	301		1:17.723	301		1:16.673	301		1:17.177	301		1:16.206
428	4 LAPS	1:24.899	308	1 LAP	1:19.136	305	5.660	1:15.729	305	3.497	1:15.014	401	1 LAP	1:19.408
308	1 LAP	1:19.200	305	6.604	1:16.624	308	1 LAP	1:19.338	308	1 LAP	1:17.903	305	2.164	1:14.873
424	2 LAPS	1:21.620	424	2 LAPS	1:23.545	354	13.641	1:19.530	354	13.108	1:16.644	308	1 LAP	1:18.102
305	7.703	1:15.580	354	10.784	1:17.761	424	2 LAPS	1:23.703	311	19.610	1:19.515	354	13.302	1:16.400
423	2 LAPS	1:21.730	428	4 LAPS	1:26.340	311	17.272	1:17.946	378	2 LAPS	1:19.991	311	20.421	1:17.017
354	10.746	1:16.226	378	2 LAPS	1:19.883	378	2 LAPS	1:19.180	412	1 LAP	1:19.607	378	2 LAPS	1:17.335
378	2 LAPS	1:18.848	311	15.999	1:17.224	412	1 LAP	1:18.160	424	2 LAPS	1:22.777	412	1 LAP	1:18.638
311	16.498	1:16.950	423	2 LAPS	1:25.646	428	4 LAPS	1:24.626	418	2 LAPS	1:19.485	424	2 LAPS	1:20.323
418	2 LAPS	1:20.231	412	1 LAP	1:17.657	418	2 LAPS	1:21.175	428	4 LAPS	1:26.987	418	2 LAPS	1:19.243
412	1 LAP	1:16.576	418	2 LAPS	1:20.033	423	2 LAPS	1:23.980	320	29.232	1:17.924	320	29.991	1:16.965
368	2 LAPS	1:22.246	333	3 LAPS	1:19.538	351	7 LAPS	3:44.600	423	2 LAPS	1:22.130	423	2 LAPS	1:21.174
333	3 LAPS	1:21.044	368	2 LAPS	1:21.391	333	3 LAPS	1:20.026	333	3 LAPS	1:21.545	333	3 LAPS	1:19.709
419	2 LAPS	1:22.615	320	27.045	1:20.076	320	28.485	1:18.113	316	1 LAP	1:20.568	316	1 LAP	1:19.777
316	1 LAP	1:19.413	419	2 LAPS	1:21.662	316	1 LAP	1:18.347	368	2 LAPS	1:20.878	428	4 LAPS	1:25.087
320	24.692	1:17.937	316	1 LAP	1:21.604	368	2 LAPS	1:21.667	419	2 LAPS	1:20.956	368	2 LAPS	1:20.124
463	2 LAPS	1:22.567	463	2 LAPS	1:21.819	419	2 LAPS	1:21.439	463	2 LAPS	1:21.096	419	2 LAPS	1:19.924
464	3 LAPS	1:21.587	464	3 LAPS	1:22.157	463	2 LAPS	1:20.966	351	7 LAPS	1:35.058 P	463	2 LAPS	1:20.634
444	4 LAPS	1:23.117	444	4 LAPS	1:22.947	382	15 LAPS	1:19.228	382	15 LAPS	1:18.630	382	15 LAPS	1:19.000
382	15 LAPS	1:19.059	382	15 LAPS	1:18.522	464	3 LAPS	1:24.120	380	2 LAPS	1:19.829	380	2 LAPS	1:19.822
409	2 LAPS	1:22.206	409	2 LAPS	1:21.533	444	4 LAPS	1:23.351	464	3 LAPS	1:23.277	464	3 LAPS	1:22.435
422	1 LAP	1:21.005	422	1 LAP	1:19.813	380	2 LAPS	2:25.061	444	4 LAPS	1:23.783	444	4 LAPS	1:23.135
315	1 LAP	1:20.213	315	1 LAP	1:20.201	409	2 LAPS	1:21.295	422	1 LAP	1:20.956	422	1 LAP	1:19.830
380	1 LAP	1:30.253 P	402	1 LAP	1:19.880	422	1 LAP	1:18.848	409	2 LAPS	1:22.370	409	2 LAPS	1:21.106
402	1 LAP	1:17.979	369	1:10.466	1:17.479	315	1 LAP	1:20.157	315	1 LAP	1:20.794	315	1 LAP	1:20.062
369	1:10.710	1:17.478	401	1:13.319	1:18.138	369	1:10.337	1:16.544	369	1:10.878	1:17.718	369	1:11.733	1:17.061
401	1:12.904	1:18.593				402	1 LAP	1:18.183	402	1 LAP	1:19.036	402	1 LAP	1:18.928
						401	1:14.711	1:18.065						

Weather / Track : Bright / Dry

Donington Park National
Circuit Length = 1.9791 miles
Start: 15:00 End: 16:02

Dutch Supercar Challenge

RACE 3 - LAP CHART

Lap 41			Lap 42			Lap 43			Lap 44			Lap 45		
No	Behind	Laptime	No	Behind	Laptime	No	Behind	Laptime	No	Behind	Laptime	No	Behind	Laptime
301		1:15.425	301		1:15.246	301		1:19.196	305		1:15.150	305		1:16.634
305	1.594	1:14.855	305	0.650	1:14.302	305	0.080	1:18.626	301	1.220	1:16.450	369	1 LAP	1:19.039
401	1 LAP	1:18.548	402	2 LAPS	1:19.086	315	2 LAPS	1:23.047	464	4 LAPS	1:23.088	301	1.632	1:17.046
308	1 LAP	1:19.181	401	1 LAP	1:17.713	402	2 LAPS	1:18.848	409	3 LAPS	1:21.380	422	2 LAPS	1:22.879
354	14.873	1:16.996	354	17.427	1:17.800	444	5 LAPS	1:26.602	315	2 LAPS	1:19.459	464	4 LAPS	1:22.733
311	22.222	1:17.226	308	1 LAP	1:20.073	401	1 LAP	1:17.657	402	2 LAPS	1:19.725	409	3 LAPS	1:21.095
378	2 LAPS	1:17.987	311	23.152	1:16.176	354	15.503	1:17.272	401	1 LAP	1:18.281	315	2 LAPS	1:19.679
412	1 LAP	1:19.271	378	2 LAPS	1:17.121	308	1 LAP	1:17.665	444	5 LAPS	1:24.384	401	1 LAP	1:18.277
320	31.618	1:17.052	320	37.593	1:21.221	311	20.141	1:16.185	354	19.332	1:19.059	402	2 LAPS	1:19.194
424	2 LAPS	1:20.711	412	1 LAP	1:27.587	378	2 LAPS	1:17.449	308	1 LAP	1:18.971	444	5 LAPS	1:24.505
418	2 LAPS	1:20.196	424	2 LAPS	1:24.385	320	35.218	1:16.821	311	21.543	1:16.632	354	21.684	1:18.986
423	2 LAPS	1:20.908	418	2 LAPS	1:22.235	412	1 LAP	1:19.789	378	2 LAPS	1:18.384	308	1 LAP	1:18.141
333	3 LAPS	1:20.073	333	3 LAPS	1:19.859	418	2 LAPS	1:20.196	320	36.625	1:16.637	311	22.514	1:17.605
316	1 LAP	1:20.060	423	2 LAPS	1:21.988	424	2 LAPS	1:21.183	418	2 LAPS	1:19.782	378	2 LAPS	1:17.842
368	2 LAPS	1:21.496	316	1 LAP	1:20.436	316	1 LAP	1:19.260	412	1 LAP	1:21.637	320	36.307	1:16.316
419	2 LAPS	1:21.620	368	2 LAPS	1:20.522	333	3 LAPS	1:20.872	424	2 LAPS	1:21.698	418	2 LAPS	1:19.784
463	2 LAPS	1:21.093	419	2 LAPS	1:20.827	423	2 LAPS	1:20.851	316	1 LAP	1:18.352	412	1 LAP	1:20.249
428	4 LAPS	1:26.373	463	2 LAPS	1:21.185	368	2 LAPS	1:21.201	333	3 LAPS	1:19.763	316	1 LAP	1:18.822
382	15 LAPS	1:18.298	382	15 LAPS	1:20.500	419	2 LAPS	1:20.825	423	2 LAPS	1:19.866	333	3 LAPS	1:20.022
380	2 LAPS	1:18.804	428	4 LAPS	1:25.247	382	15 LAPS	1:21.990	368	2 LAPS	1:20.536	424	2 LAPS	1:23.131
464	3 LAPS	1:22.759	380	2 LAPS	1:18.754	463	2 LAPS	1:25.949	419	2 LAPS	1:20.640	423	2 LAPS	1:20.229
422	1 LAP	1:20.886	422	1 LAP	1:19.788	380	2 LAPS	1:19.324	382	15 LAPS	1:18.116	368	2 LAPS	1:20.417
409	2 LAPS	1:21.986	464	3 LAPS	1:22.823	428	4 LAPS	1:24.737	380	2 LAPS	1:19.288	419	2 LAPS	1:21.216
444	4 LAPS	1:25.380	369	1:16.140	1:17.952	422	1 LAP	1:20.117	463	2 LAPS	1:21.990	382	15 LAPS	1:18.637
315	1 LAP	1:20.495	409	2 LAPS	1:22.111	369	1:14.121	1:17.177	428	4 LAPS	1:23.254	380	2 LAPS	1:18.355
369	1:13.434	1:17.126										463	2 LAPS	1:21.746
												428	4 LAPS	1:23.843

Weather / Track : Bright / Dry


Donington Park National
Circuit Length = 1.9791 miles
Start: 15:00 End: 16:02

Dutch Supercar Challenge

RACE 9 - GRID

ROW 17	335 Fred CAVANAGH	445 Berry van ELK
ROW 16	312 Chris EVERILL	337 POCKLINGTON / PAPWORTH
ROW 15	324 Michael VERHAGEN	326 Jan van der KOOI
ROW 14	351 Leo KURSTJENS	382 Hal PREWIT
ROW 13	428 MANY / PARSONS	444 Kim TROEYEN
ROW 12	333 Ronald van LOON	464 JAMES / VINCEC
ROW 11	463 GROUWELS / GROUWELS	409 Nico BEEN
ROW 10	419 Rob NIEMAN	380 JEURIS / VETTERS
ROW 9	423 Marcel van BERLO	368 BIJL / BIJL
ROW 8	418 BEDORF / KARS	424 van VLIET / van VLIET
ROW 7	402 Aart BOSMAN	378 HERBER / MEYER
ROW 6	422 Eric van den MUNCKHOF	315 HORNSVELD / WISSELINK
ROW 5	412 Guillaume SCHULZ	316 Christian DIJKHOF
ROW 4	401 Richard van den BOS	308 van VILET / THUIS
ROW 3	320 MONSTER / MONSTER	369 Marcel NORBART
ROW 2	354 Nick AERTS	311 Luc de COCK
ROW 1	305 BOGAERTS / van der Aa	301 Pieter van SOELEN

Pole



Donington Park National
Circuit Length = 1.9791 miles

These results are provisional until the conclusion of any judicial and technical matters.

Clerk of Course :

Timekeeper :

Dutch Supercar Challenge

RACE 5 - CLASSIFICATION

POS	NO	CL	NAME	ENTRY	LAPS	TIME	GAP	DIFF	MPH	BEST	ON
1	108	GT	Diederik SIJTHOFF	Viper SRT10 - Speedtec Motorsport	49	1:00:36.267			96.00	1:07.574	7
2	102	GT	Cor EUSER	Marcos LM600 - Marcos Racing International	49	1:00:36.425	0.158	0.158	96.00	1:07.197	6
3	104	GT	van der HOEK / van DONGEN	Audi R8 LMS GT3 - Brinkmann Motorsport	49	1:01:00.441	24.174	24.016	95.37	1:07.535	7
4	163	GT	GROUWELS / GROUWELS	Corvette CR5 GT1 - Rudolph Racing	48	1:00:45.005	1 lap	1 lap	93.82	1:07.831	7
5	124	GT	Dave BASU	Corvette CR6 GT1 - Zero R Racing	48	1:00:53.042	1 lap	8.037	93.61	1:08.190	6
6	101	GT	Alex van t'HOFF	Mosler MT900R GT3 - Mad & Daring team	48	1:01:02.365	1 lap	9.323	93.37	1:08.235	14
7	205	SS1	Bert van der ZWEERD	BMW M3 Silhouette - JR Motorsport	48	1:01:18.654	1 lap	16.289	92.96	1:10.243	6
8	132	GT	Jan VERSLUIS	Ferrari F430 GT2 - VEKA Racing	48	1:01:37.340	1 lap	18.686	92.49	1:09.931	4
9	202	SS1	NATHAN / van LAGEN	Porsche 997 GT3 - FE Racing	47	1:00:50.008	2 laps	1 lap	91.74	1:10.321	27
10	110	GT	HOLDEN / DOWLING	TVR Sagaris V8 GT - Team Holden Racing	47	1:01:16.013	2 laps	26.005	91.09	1:11.407	44
11	238	SS1	Michael DONOVAN	Porsche 997 GT3 - In2Racing	47	1:01:16.857	2 laps	0.844	91.07	1:11.147	12
12	107	GT	MARCHAL / GLORIEUX	Aston Martin DBRS9 - Marchal Racing	47	1:01:27.732	2 laps	10.875	90.80	1:11.489	7
13	177	GT	TAS / BOUWHUIS	Mosler MT900R GT3 - Carworld Motorsport	47	1:02:17.821	2 laps	50.089	89.58	1:07.477	8
14	175	GT	Martin SHORT	Mosler MT900R GT3 - Mosler Europe	46	56:53.792	3 laps	1 lap	96.00	1:06.671	45
15	133	GT	Rick ABRESCH	Corvette CR6 GT1 - Mad & Daring team	46	1:00:38.604	3 laps	3:44.812	90.07	1:07.388	6
16	251	SS1	Jacky van der ENDE	Ford Mondeo MW V6 - Van Berlo Racing	46	1:01:01.673	3 laps	23.069	89.50	1:12.732	9
17	253	SS1	Nelson van der POL	Ford Mondeo MW V6 - BRL Association	46	1:01:07.089	3 laps	5.416	89.37	1:12.918	12
18	123	GT	Ric WOODHOUSE	Audi A6 V8 - CNC Heads Racing	46	1:01:10.911	3 laps	3.822	89.27	1:12.630	24
19	247	SS1	Martin WEBB	BMW E46 GTR - Team Webb	46	1:01:12.630	3 laps	1.719	89.23	1:12.257	46
20	215	SS1	ERTAN / WIJNEN	Porsche 997 GT3 - Carworld Motorsport	46	1:01:13.395	3 laps	0.765	89.21	1:11.261	43
21	255	SS1	Barry MAESSEN	Ford Mondeo MW V8 - Van Berlo Racing	46	1:01:34.121	3 laps	20.726	88.71	1:13.371	12
22	209	SS1	Dirk SCHULZ	Porsche 997 GT3 - Topper Team	46	1:01:36.952	3 laps	2.831	88.64	1:14.070	46
23	248	SS1	WEBB / WEBB	BMW E46 GTR - Team Webb	46	1:01:39.624	3 laps	2.672	88.58	1:13.541	12
24	260	SS1	SCHRYVERS / van der DONK	Ford Mondeo MW V6 - Kuijpers Racing	46	1:02:12.676	3 laps	33.052	87.80	1:13.722	7
25	116	GT	KOHLER / STORM	Porsche RSR GT2 - Lammertink Porsche	44	1:00:39.289	5 laps	2 laps	86.13	1:13.360	19

NOT CLASSIFIED

DNC	145	GT	KVETNANSKY / SEDLAK	Attack R4 - Race 4 Slovakia	34	42:00.016	15 laps	10 laps	96.12	1:08.325	34
DNC	105	GT	Rene SNEL	Porsche 911 GT2 - RS Racing	34	42:26.844	15 laps	26.828	95.11	1:08.608	5
DNC	201	SS1	FRIJNS / FRIJNS	Porsche 997 GT3 - Carworld Motorsport	34	43:11.216	15 laps	44.372	93.48	1:11.299	9
DNC	212	SS1	Gary FURST	Mitsubishi Lancer Evolution 9 - Gary Furst	32	45:18.756	17 laps	2 laps	83.85	1:15.221	15
DNC	144	GT	LANDA / PETAK	Attack Praga R4 - Race 4 Slovakia	20	1:00:33.350	29 laps	12 laps	39.21	1:12.043	18
DNC	203	SS1	Kees KREIJNE	Aston Martin Vantage - DDG Motorsports	1	1:27.920	48 laps	19 laps	81.03		

FASTEST LAP

175	GT	Martin SHORT	Mosler MT900R GT3 - Mosler Europe	45	1:06.671	106.86 mph	171.97 kph
205	SS1	Bert van der ZWEERD	BMW M3 Silhouette - JR Motorsport	6	1:10.243	101.42 mph	163.23 kph

Penalties applied to the following cars for pit stop infringements: 132, 255, 260 (32 seconds), 201 (33 seconds), 177 (34 seconds)

Donington Park National
Circuit Length = 1.9791 miles
Start: 17:24 End: 18:26

Weather / Track : Bright / Dry

These results are provisional until the conclusion of any judicial and technical matters.

Clerk of Course :		Timekeeper :	
-------------------	--	--------------	--

Dutch Supercar Challenge

RACE 5 - LAP CHART

Lap 1			Lap 2			Lap 3			Lap 4			Lap 5		
No	Behind	Laptime	No	Behind	Laptime	No	Behind	Laptime	No	Behind	Laptime	No	Behind	Laptime
175		1:10.564	175		1:06.878	175		1:07.656	175		1:07.914	175		1:07.507
108	3.025	1:13.589	108	4.960	1:08.813	108	6.391	1:09.087	108	7.023	1:08.546	102	8.212	1:08.119
104	4.382	1:14.946	102	7.593	1:09.604	102	7.630	1:07.693	102	7.600	1:07.884	108	8.848	1:09.332
102	4.867	1:15.431	104	7.977	1:10.473	104	9.004	1:08.683	104	9.287	1:08.197	104	9.791	1:08.011
133	5.179	1:15.743	133	8.308	1:10.007	133	9.851	1:09.199	133	10.502	1:08.565	133	10.648	1:07.653
105	6.052	1:16.616	105	8.796	1:09.622	105	10.494	1:09.354	105	11.847	1:09.267	105	12.948	1:08.608
101	6.489	1:17.053	101	9.554	1:09.943	101	11.364	1:09.466	101	12.400	1:08.950	101	13.270	1:08.377
177	9.069	1:19.633	163	15.934	1:12.406	163	17.775	1:09.497	163	18.470	1:08.609	163	19.229	1:08.266
202	9.241	1:19.805	205	16.479	1:13.163	145	18.601	1:09.588	145	19.263	1:08.576	145	20.502	1:08.746
205	10.194	1:20.758	145	16.669	1:12.674	124	19.062	1:09.413	124	19.724	1:08.576	124	21.080	1:08.863
163	10.406	1:20.970	124	17.305	1:12.121	132	21.736	1:10.861	132	23.753	1:09.931	132	26.208	1:09.962
238	10.764	1:21.328	238	18.255	1:14.369	205	22.170	1:13.347	205	25.468	1:11.212	205	28.637	1:10.676
145	10.873	1:21.437	132	18.531	1:13.073	238	23.742	1:13.143	238	27.447	1:11.619	238	32.739	1:12.799
124	12.062	1:22.626	177	19.457	1:17.266 P	202	25.312	1:12.994	251	31.588	1:13.386	201	36.348	1:11.905
132	12.336	1:22.900	202	19.974	1:17.611	251	26.116	1:13.260	201	31.950	1:13.468	177	1 LAP	1:10.898
251	13.109	1:23.673	251	20.512	1:14.281	201	26.396	1:12.986	202	32.553	1:15.155	251	38.028	1:13.947
253	13.543	1:24.107	201	21.066	1:14.208	215	29.301	1:14.164	177	1 LAP	2:30.095	202	39.069	1:14.023
201	13.736	1:24.300	253	22.780	1:16.115	107	29.822	1:14.460	215	36.433	1:15.046	107	40.789	1:11.666
215	14.488	1:25.052	215	22.793	1:15.183	253	30.055	1:14.931	107	36.630	1:14.722	215	43.591	1:14.665
107	15.112	1:25.676	107	23.018	1:14.784	255	30.339	1:14.291	253	36.815	1:14.674	253	43.780	1:14.472
255	15.547	1:26.111	255	23.704	1:15.035	260	32.267	1:14.866	255	37.030	1:14.605	255	43.918	1:14.395
260	16.728	1:27.292	260	25.057	1:15.207	248	34.946	1:14.896	260	38.473	1:14.120	260	45.090	1:14.124
203	17.356	1:27.920	248	27.706	1:16.983	123	35.720	1:13.735	123	41.945	1:14.139	123	47.925	1:13.487
248	17.601	1:28.165	116	29.384	1:17.333	116	37.763	1:16.035	248	43.145	1:16.113	248	50.080	1:14.442
144	17.931	1:28.495	123	29.641	1:17.504	110	37.987	1:13.985	116	44.794	1:14.945	110	52.557	1:15.123
209	18.603	1:29.167	144	30.743	1:19.690	144	40.467	1:17.380	110	44.941	1:14.868	116	53.814	1:16.527
116	18.929	1:29.493	110	31.658	1:18.166	247	41.446	1:16.554	247	48.529	1:14.997	247	54.427	1:13.405
123	19.015	1:29.579	209	32.361	1:20.636	209	42.039	1:17.334	144	49.019	1:16.466	144	56.309	1:14.797
212	19.949	1:30.513	247	32.548	1:19.177	212	42.315	1:16.814	209	50.083	1:15.958	209	58.228	1:15.652
247	20.249	1:30.813	212	33.157	1:20.086				212	51.238	1:16.837	212	59.452	1:15.721
110	20.370	1:30.934												

Weather / Track : Bright / Dry

Donington Park National
Circuit Length = 1.9791 miles
Start: 17:24 End: 18:26

Dutch Supercar Challenge

RACE 5 - LAP CHART

Lap 6			Lap 7			Lap 8			Lap 9			Lap 10		
No	Behind	Laptime	No	Behind	Laptime	No	Behind	Laptime	No	Behind	Laptime	No	Behind	Laptime
175		1:07.186	175		1:07.709	175		1:07.537	175		1:09.199	175		1:09.063
102	8.223	1:07.197	102	8.202	1:07.688	144	1 LAP	1:16.445	248	1 LAP	1:15.245	123	1 LAP	1:13.792
108	9.463	1:07.801	108	9.328	1:07.574	209	1 LAP	1:16.198	247	1 LAP	1:14.150	255	1 LAP	1:15.577
104	10.260	1:07.655	104	10.086	1:07.535	102	8.243	1:07.578	116	1 LAP	1:15.487	110	1 LAP	1:12.976
133	10.850	1:07.388	133	11.105	1:07.964	108	9.403	1:07.612	102	6.594	1:07.550	260	1 LAP	1:15.204
105	15.085	1:09.323	105	17.359	1:09.983	212	1 LAP	1:17.145	108	8.221	1:08.017	102	6.735	1:09.204
101	16.523	1:10.439	101	17.507	1:08.693	104	10.226	1:07.677	104	10.118	1:09.091	248	1 LAP	1:14.702
163	19.973	1:07.930	163	20.095	1:07.831	133	11.025	1:07.457	209	1 LAP	1:16.817	247	1 LAP	1:14.920
145	21.709	1:08.393	145	22.525	1:08.525	105	21.954	1:12.132	212	1 LAP	1:16.225	104	10.450	1:09.395
124	22.084	1:08.190	124	23.015	1:08.640	163	22.309	1:09.751	144	1 LAP	1:25.404	108	11.500	1:12.342
132	29.942	1:10.920	132	32.771	1:10.538	101	22.635	1:12.665	105	23.414	1:10.659	116	1 LAP	1:15.584
205	31.694	1:10.243	205	34.556	1:10.571	145	23.870	1:08.882	163	23.896	1:10.786	209	1 LAP	1:15.992
238	37.904	1:12.351	177	1 LAP	1:09.312	124	24.515	1:09.037	101	24.075	1:10.639	212	1 LAP	1:15.354
177	1 LAP	1:09.652	238	43.010	1:12.815	132	35.976	1:10.742	124	25.219	1:09.903	105	24.641	1:10.290
201	41.149	1:11.987	201	45.014	1:11.574	205	37.575	1:10.556	145	25.757	1:11.086	163	24.799	1:09.966
251	43.584	1:12.742	251	48.656	1:12.781	177	1 LAP	1:07.715	133	35.225	1:33.399	101	25.248	1:10.236
202	44.698	1:12.815	107	49.175	1:11.489	238	46.906	1:11.433	132	37.299	1:10.522	124	25.867	1:09.711
107	45.395	1:11.792	202	49.615	1:12.626	201	48.819	1:11.342	205	38.708	1:10.332	145	25.996	1:09.302
215	50.427	1:14.022	215	56.789	1:14.071	107	53.620	1:11.982	177	1 LAP	1:07.477	133	35.255	1:09.093
255	50.715	1:13.983	255	57.064	1:14.058	251	53.942	1:12.823	238	49.038	1:11.331	144	1 LAP	1:25.198
253	51.123	1:14.529	253	57.554	1:14.140	202	54.894	1:12.816	201	50.919	1:11.299	132	38.847	1:10.611
260	52.248	1:14.344	260	58.261	1:13.722	215	1:03.145	1:13.893	107	56.420	1:11.999	177	1 LAP	1:08.653
123	54.151	1:13.412	123	59.755	1:13.313	255	1:03.710	1:14.183	251	57.475	1:12.732	205	41.074	1:11.429
248	56.809	1:13.915	110	1:01.991	1:12.397	253	1:04.116	1:14.099	202	58.359	1:12.664	238	51.532	1:11.557
110	57.303	1:11.932	248	1:03.841	1:14.741	260	1:05.047	1:14.323	215	1:07.357	1:13.411	201	53.284	1:11.428
116	1:00.222	1:13.594	116	1:06.525	1:14.012	123	1:05.237	1:13.019	253	1:08.219	1:13.302	107	59.322	1:11.965
247	1:00.729	1:13.488	247	1:07.112	1:14.092	110	1:06.651	1:12.197				251	1:01.321	1:12.909
144	1:03.379	1:14.256										202	1:02.032	1:12.736
209	1:07.056	1:16.014												
212	1:07.581	1:15.315												

Weather / Track : Bright / Dry

Donington Park National
Circuit Length = 1.9791 miles
Start: 17:24 End: 18:26

Dutch Supercar Challenge

RACE 5 - LAP CHART

Lap 11			Lap 12			Lap 13			Lap 14			Lap 15		
No	Behind	Laptime	No	Behind	Laptime	No	Behind	Laptime	No	Behind	Laptime	No	Behind	Laptime
175		1:07.850	175		1:07.354	175		1:06.894	175		1:06.987	175		1:08.659
215	1 LAP	1:13.866	251	1 LAP	1:14.074	107	1 LAP	1:12.778	107	1 LAP	1:12.674	201	1 LAP	1:12.869
253	1 LAP	1:13.425	102	9.737	1:09.953	202	1 LAP	1:13.168	102	11.698	1:08.394	107	1 LAP	1:11.946
110	1 LAP	1:12.087	253	1 LAP	1:13.216	251	1 LAP	1:13.718	202	1 LAP	1:13.550	102	11.444	1:08.405
123	1 LAP	1:13.179	110	1 LAP	1:13.006	102	10.291	1:07.448	251	1 LAP	1:14.243	202	1 LAP	1:13.581
255	1 LAP	1:13.854	215	1 LAP	1:14.894	110	1 LAP	1:11.748	104	19.110	1:09.104	104	18.806	1:08.355
102	7.138	1:08.253	123	1 LAP	1:13.720	253	1 LAP	1:12.918	108	21.945	1:10.433	251	1 LAP	1:14.651
260	1 LAP	1:14.362	104	13.398	1:09.132	104	16.993	1:10.489	110	1 LAP	1:13.768	108	21.191	1:07.905
104	11.620	1:09.020	255	1 LAP	1:14.681	108	18.499	1:09.472	253	1 LAP	1:13.626	110	1 LAP	1:11.858
108	14.281	1:10.631	108	15.921	1:08.994	123	1 LAP	1:13.820	123	1 LAP	1:13.189	253	1 LAP	1:13.165
248	1 LAP	1:15.628	260	1 LAP	1:16.499	215	1 LAP	1:14.468	215	1 LAP	1:14.548	123	1 LAP	1:13.413
247	1 LAP	1:14.584	248	1 LAP	1:13.713	255	1 LAP	1:13.371	255	1 LAP	1:13.657	255	1 LAP	1:15.258
116	1 LAP	1:14.098	247	1 LAP	1:13.114	260	1 LAP	1:14.757	260	1 LAP	1:14.943	124	38.385	1:09.996
105	29.865	1:13.074	116	1 LAP	1:13.385	248	1 LAP	1:13.541	247	1 LAP	1:14.297	101	39.147	1:10.314
124	30.428	1:12.411	124	32.832	1:09.758	247	1 LAP	1:13.291	248	1 LAP	1:15.126	260	1 LAP	1:17.045
101	31.001	1:13.603	101	32.990	1:09.343	124	35.387	1:09.449	124	37.048	1:08.648	163	42.551	1:10.770
145	32.012	1:13.866	105	34.149	1:11.638	101	36.244	1:10.148	101	37.492	1:08.235	247	1 LAP	1:14.654
163	32.689	1:15.740	163	34.594	1:09.259	105	37.408	1:10.153	105	40.324	1:09.903	145	43.412	1:10.835
209	1 LAP	1:18.963	145	35.060	1:10.402	163	38.056	1:10.356	163	40.440	1:09.371	133	44.780	1:11.144
212	1 LAP	1:18.823	133	39.577	1:10.129	145	38.423	1:10.257	145	41.236	1:09.800	248	1 LAP	1:17.036
133	36.802	1:09.397	177	1 LAP	1:08.357	116	1 LAP	1:21.365	133	42.295	1:07.759	105	45.453	1:13.788
177	1 LAP	1:08.940	209	1 LAP	1:16.544	133	41.523	1:08.840	177	1 LAP	1:08.533	177	1 LAP	1:09.882
132	43.005	1:12.008	212	1 LAP	1:16.928	177	1 LAP	1:08.398	116	1 LAP	1:13.990	116	1 LAP	1:14.800
205	44.321	1:11.097	132	46.099	1:10.448	132	50.460	1:11.255	132	54.535	1:11.062	132	57.007	1:11.131
238	55.166	1:11.484	205	47.361	1:10.394	205	51.630	1:11.163	205	55.433	1:10.790	205	58.043	1:11.269
201	56.877	1:11.443	238	58.959	1:11.147	209	1 LAP	1:15.687	212	1 LAP	1:15.393	212	1 LAP	1:15.746
144	1 LAP	1:28.284 P	201	1:01.164	1:11.641	212	1 LAP	1:15.691	209	1 LAP	1:16.476			
107	1:03.383	1:11.911				238	1:03.795	1:11.730	238	1:08.580	1:11.772			
202	1:07.251	1:13.069				201	1:05.963	1:11.693						

Weather / Track : Bright / Dry

Donington Park National
Circuit Length = 1.9791 miles
Start: 17:24 End: 18:26

Dutch Supercar Challenge

RACE 5 - LAP CHART

Lap 16			Lap 17			Lap 18			Lap 19			Lap 20		
No	Behind	Laptime	No	Behind	Laptime	No	Behind	Laptime	No	Behind	Laptime	No	Behind	Laptime
175		1:08.440	175		1:08.009	175		1:07.805	175		1:09.470	175		1:09.514
209	2 LAPS	1:16.737	212	2 LAPS	1:15.221	238	1 LAP	1:13.763	205	1 LAP	1:13.367	163	1 LAP	1:17.137
238	1 LAP	1:12.622	209	2 LAPS	1:14.562	212	2 LAPS	1:16.970	260	2 LAPS	1:18.017	205	1 LAP	1:12.500
201	1 LAP	1:12.403	238	1 LAP	1:12.078	102	15.733	1:09.832	215	3 LAPS	1:15.527	248	2 LAPS	1:15.483
102	12.373	1:09.369	201	1 LAP	1:12.263	209	2 LAPS	1:16.253	116	2 LAPS	1:15.319	215	3 LAPS	1:14.453
107	1 LAP	1:13.544	102	13.706	1:09.342	201	1 LAP	1:12.392	102	17.276	1:11.013	116	2 LAPS	1:14.343
104	19.216	1:08.850	104	19.963	1:08.756	104	20.877	1:08.719	238	1 LAP	1:14.243	260	2 LAPS	1:16.845
108	21.746	1:08.995	107	1 LAP	1:13.008	108	22.912	1:08.624	201	1 LAP	1:14.136	102	17.475	1:09.713
202	1 LAP	1:15.163	108	22.093	1:08.356	107	1 LAP	1:13.118	132	1 LAP	1:33.904	238	1 LAP	1:12.735
251	1 LAP	1:15.229	202	1 LAP	1:13.836	202	1 LAP	1:13.779	104	21.820	1:10.413	201	1 LAP	1:13.223
110	1 LAP	1:11.784	251	1 LAP	1:15.130	110	1 LAP	1:12.275	209	2 LAPS	1:15.697	104	24.437	1:12.131
253	1 LAP	1:13.443	110	1 LAP	1:15.432	251	1 LAP	1:15.506	108	22.688	1:09.246	108	24.837	1:11.663
123	1 LAP	1:13.632	253	1 LAP	1:13.225	253	1 LAP	1:13.441	212	2 LAPS	1:18.499	132	1 LAP	1:14.043
255	1 LAP	1:13.836	124	42.670	1:10.811	124	45.398	1:10.533	107	1 LAP	1:11.842	209	2 LAPS	1:16.099
124	39.868	1:09.923	123	1 LAP	1:15.479	101	45.585	1:10.089	202	1 LAP	1:13.433	107	1 LAP	1:15.994
101	40.789	1:10.082	101	43.301	1:10.521	123	1 LAP	1:13.030	110	1 LAP	1:12.622	202	1 LAP	1:13.854
145	46.692	1:11.720	255	1 LAP	1:15.079	145	50.136	1:10.610	251	1 LAP	1:16.093	110	1 LAP	1:12.333
133	48.956	1:12.616	145	47.331	1:08.648	133	50.434	1:08.851	101	48.709	1:12.594	124	50.727	1:11.388
105	49.737	1:12.724	133	49.388	1:08.441	255	1 LAP	1:14.572	124	48.853	1:12.925	133	51.482	1:10.396
247	1 LAP	1:16.894	105	51.707	1:09.979	177	1 LAP	1:10.483	253	1 LAP	1:15.718	101	52.530	1:13.335
177	1 LAP	1:14.113	177	1 LAP	1:08.432	105	55.629	1:11.727	133	50.600	1:09.636	145	54.259	1:12.384
260	1 LAP	1:18.139	247	1 LAP	1:14.274	163	1:02.482	1:09.610	145	51.389	1:10.723	177	1 LAP	1:09.915
248	1 LAP	1:15.546	163	1:00.677	1:12.696	247	1 LAP	1:13.828	123	1 LAP	1:14.923	212	2 LAPS	1:39.721
163	55.990	1:21.879	248	1 LAP	1:16.415	248	1 LAP	1:15.350	177	1 LAP	1:08.847	251	1 LAP	1:16.240
215	2 LAPS	2:47.857	260	1 LAP	1:17.606				105	57.831	1:11.672	253	1 LAP	1:15.876
116	1 LAP	1:14.959	215	2 LAPS	1:13.914				255	1 LAP	1:14.774	123	1 LAP	1:13.745
132	59.713	1:11.146	132	1:04.041	1:12.337				247	1 LAP	1:13.440	105	59.613	1:11.296
205	1:00.456	1:10.853	205	1:04.650	1:12.203							255	1 LAP	1:13.996
			116	1 LAP	1:15.443									

Weather / Track : Bright / Dry

Donington Park National
Circuit Length = 1.9791 miles
Start: 17:24 End: 18:26

Dutch Supercar Challenge

RACE 5 - LAP CHART

Lap 21			Lap 22			Lap 23			Lap 24			Lap 25		
No	Behind	Laptime	No	Behind	Laptime	No	Behind	Laptime	No	Behind	Laptime	No	Behind	Laptime
175		1:09.542	175		1:08.866	175		1:12.157 P	108		1:09.358	108		1:09.339
163	1 LAP	1:10.376	163	1 LAP	1:08.907	163	1 LAP	1:11.193	104	3.043	1:09.795	104	2.993	1:09.289
247	2 LAPS	1:13.878	247	2 LAPS	1:12.439	212	3 LAPS	1:21.333	116	2 LAPS	1:18.583 P	212	3 LAPS	1:22.174 P
205	1 LAP	1:10.862	205	1 LAP	1:10.769	205	1 LAP	1:12.378	132	1 LAP	1:10.365	132	1 LAP	1:11.225
248	2 LAPS	1:14.013	248	2 LAPS	1:14.021	255	2 LAPS	1:20.215 P	201	1 LAP	1:12.135	215	4 LAPS	2:32.157
215	3 LAPS	1:13.726	215	3 LAPS	1:13.256	247	2 LAPS	1:14.924	133	27.930	1:09.973	102	1 LAP	2:29.957
116	2 LAPS	1:13.360	116	2 LAPS	1:13.409	116	2 LAPS	1:14.439	209	2 LAPS	1:16.313	201	1 LAP	1:13.518
260	2 LAPS	1:16.843	102	18.478	1:09.947	248	2 LAPS	1:17.363 P	145	34.225	1:09.318	260	3 LAPS	2:30.350
102	17.397	1:09.464	260	2 LAPS	1:16.217	215	3 LAPS	1:17.699 P	177	1 LAP	1:11.471	248	3 LAPS	2:44.025
104	25.108	1:10.213	108	25.443	1:08.848	108	21.283	1:07.997	101	36.905	1:12.251	133	26.858	1:08.267
108	25.461	1:10.166	104	26.548	1:10.306	102	23.418	1:17.097 P	110	1 LAP	1:12.645	177	1 LAP	1:09.385
238	1 LAP	1:13.607	132	1 LAP	1:11.089	104	23.889	1:09.498	163	49.888	1:09.911	145	36.630	1:11.744 P
132	1 LAP	1:12.420	238	1 LAP	1:14.041	132	1 LAP	1:10.444	251	1 LAP	1:15.261	209	2 LAPS	1:17.034
201	1 LAP	1:13.716	201	1 LAP	1:12.376	260	2 LAPS	1:19.789 P	202	2 LAPS	2:40.980	101	42.260	1:14.694 P
209	2 LAPS	1:16.027	107	1 LAP	1:13.632	201	1 LAP	1:12.852	253	1 LAP	1:17.663 P	110	1 LAP	1:16.636 P
107	1 LAP	1:12.254	209	2 LAPS	1:17.656	238	1 LAP	1:15.896 P	205	59.057	1:10.722	238	2 LAPS	2:51.459
202	1 LAP	1:13.074	133	51.723	1:09.245	107	1 LAP	1:15.529 P	175	1:02.133	2:32.774	107	2 LAPS	2:40.972
110	1 LAP	1:11.920	110	1 LAP	1:13.523	209	2 LAPS	1:15.754	247	1 LAP	1:14.043	163	50.126	1:09.577
133	51.344	1:09.404	124	54.837	1:11.393	133	48.598	1:09.032	255	2 LAPS	2:29.953	202	2 LAPS	1:11.366
124	52.310	1:11.125	101	55.446	1:11.320	101	55.295	1:12.006				251	1 LAP	1:15.733
101	52.992	1:10.004	177	1 LAP	1:10.140	145	55.548	1:11.805				175	1:01.072	1:08.278
177	1 LAP	1:09.460	145	55.900	1:10.011	177	1 LAP	1:12.138				205	1:01.622	1:11.904
145	54.755	1:10.038	202	1 LAP	1:21.234 P	110	1 LAP	1:14.619				124	1 LAP	2:48.788
251	1 LAP	1:15.003	105	1:06.062	1:12.338	124	57.386	1:14.706 P						
253	1 LAP	1:14.653	251	1 LAP	1:15.132	251	1 LAP	1:14.930						
105	1:02.590	1:12.519	123	1 LAP	1:13.150	163	1:10.618	1:10.072						
123	1 LAP	1:14.952	253	1 LAP	1:16.004	253	1 LAP	1:15.283						
212	2 LAPS	1:19.136				105	1:11.742	1:17.837 P						
255	1 LAP	1:15.062				123	1 LAP	1:21.774 P						
						205	1:18.976	1:11.804						
						247	1 LAP	1:13.684						

Weather / Track : Bright / Dry

Donington Park National
Circuit Length = 1.9791 miles
Start: 17:24 End: 18:26

Dutch Supercar Challenge

RACE 5 - LAP CHART

Lap 26			Lap 27			Lap 28			Lap 29			Lap 30		
No	Behind	Laptime	No	Behind	Laptime	No	Behind	Laptime	No	Behind	Laptime	No	Behind	Laptime
108		1:09.789	108		1:14.981 P	175		1:07.421	175		1:10.744	175		1:08.535
255	3 LAPS	1:14.214	116	4 LAPS	3:27.187	107	2 LAPS	1:12.976	123	3 LAPS	1:14.258	238	2 LAPS	1:13.109
104	2.685	1:09.481	253	3 LAPS	2:36.039	202	2 LAPS	1:10.968	238	2 LAPS	1:13.816	123	3 LAPS	1:15.417
247	2 LAPS	1:18.074 P	255	3 LAPS	1:13.895	209	3 LAPS	2:38.114	107	2 LAPS	1:13.403	212	4 LAPS	1:17.876
102	1 LAP	1:09.600	104	2.062	1:14.358 P	101	1 LAP	1:11.954	163	1 LAP	2:28.530	163	1 LAP	1:09.938
132	1 LAP	1:14.082 P	102	1 LAP	1:09.681	110	2 LAPS	1:12.701	202	2 LAPS	1:10.321	107	2 LAPS	1:12.726
215	4 LAPS	1:16.890	105	2 LAPS	1:11.475	251	2 LAPS	2:30.866	209	3 LAPS	1:14.974	202	2 LAPS	1:11.764
105	2 LAPS	3:00.766	215	4 LAPS	1:14.504	102	32.060	1:10.387	101	1 LAP	1:12.038	209	3 LAPS	1:15.685
201	1 LAP	1:16.039 P	133	24.045	1:12.797 P	124	1 LAP	1:11.224	110	2 LAPS	1:12.922	101	1 LAP	1:11.095
133	26.229	1:09.160	260	3 LAPS	1:16.102	255	2 LAPS	1:15.027	102	31.488	1:10.172	110	2 LAPS	1:11.741
260	3 LAPS	1:16.121	177	1 LAP	1:09.372	104	35.320	2:32.123	124	1 LAP	1:10.464	102	32.499	1:09.546
248	3 LAPS	1:16.601	248	3 LAPS	1:15.507	145	1 LAP	1:13.458	251	2 LAPS	1:15.851	124	1 LAP	1:10.023
177	1 LAP	1:08.603	212	4 LAPS	2:55.183	253	2 LAPS	1:16.257	145	1 LAP	1:11.472	145	1 LAP	1:10.083
123	3 LAPS	3:17.681	123	3 LAPS	1:12.630	247	2 LAPS	1:13.691	104	37.716	1:13.140	108	41.513	1:10.599
238	2 LAPS	1:11.908	238	2 LAPS	1:11.639	108	39.804	2:38.669	255	2 LAPS	1:15.151	251	2 LAPS	1:15.128
209	2 LAPS	1:19.945 P	163	49.060	1:13.031 P	132	1 LAP	1:12.606	108	39.449	1:10.389	104	41.947	1:12.766
163	51.010	1:10.673	107	2 LAPS	1:13.450	116	3 LAPS	1:19.224	247	2 LAPS	1:13.857	132	1 LAP	1:11.257
107	2 LAPS	1:15.179	175	51.444	1:07.248	105	1 LAP	1:10.999	132	1 LAP	1:11.964	255	2 LAPS	1:14.919
175	59.177	1:07.894	202	2 LAPS	1:10.589	215	3 LAPS	1:11.876	105	1 LAP	1:11.141	105	1 LAP	1:12.665
202	2 LAPS	1:10.930	101	1 LAP	2:54.199	205	1 LAP	2:57.906	253	2 LAPS	1:17.012	247	2 LAPS	1:16.116
205	1:06.665	1:14.832 P	110	2 LAPS	2:51.072	201	1 LAP	1:11.928	215	3 LAPS	1:12.989	253	2 LAPS	1:14.367
124	1 LAP	1:10.803	255	2 LAPS	1:17.272	133	59.997	2:34.817	116	3 LAPS	1:18.254	215	3 LAPS	1:11.470
251	1 LAP	1:21.985 P	253	2 LAPS	1:19.007	248	2 LAPS	1:15.698	205	1 LAP	1:11.288	205	1 LAP	1:12.102
			124	1 LAP	1:27.995	260	2 LAPS	1:16.748	201	1 LAP	1:11.527	116	3 LAPS	1:17.076
			102	1:20.538	1:12.632	212	3 LAPS	1:16.750	133	57.229	1:07.976	133	58.559	1:09.865
			145	1 LAP	3:09.132				248	2 LAPS	1:14.499	201	1 LAP	1:12.432
			116	3 LAPS	1:21.940				260	2 LAPS	1:15.788	177	2 LAPS	3:42.494
			247	2 LAPS	2:33.459									
			132	1 LAP	2:27.456									
			105	1 LAP	1:11.203									
			215	3 LAPS	1:13.001									

Weather / Track : Bright / Dry

Donington Park National
Circuit Length = 1.9791 miles
Start: 17:24 End: 18:26

Dutch Supercar Challenge

RACE 5 - LAP CHART

Lap 31			Lap 32			Lap 33			Lap 34			Lap 35		
No	Behind	Laptime	No	Behind	Laptime	No	Behind	Laptime	No	Behind	Laptime	No	Behind	Laptime
175		1:09.331	175		1:09.508	175		1:08.826	175		1:08.579	175		1:09.287
248	3 LAPS	1:15.746	248	3 LAPS	1:14.395	177	3 LAPS	1:11.080	201	2 LAPS	1:11.868	253	3 LAPS	1:14.168
260	3 LAPS	1:15.927	163	1 LAP	1:11.855	116	4 LAPS	1:17.890	177	3 LAPS	1:09.823	201	2 LAPS	1:12.206
238	2 LAPS	1:12.506	238	2 LAPS	1:14.073	163	1 LAP	1:10.665	116	4 LAPS	1:17.437	177	3 LAPS	1:11.025
163	1 LAP	1:11.088	260	3 LAPS	1:17.304	248	3 LAPS	1:16.568	163	1 LAP	1:09.449	247	3 LAPS	1:16.325
123	3 LAPS	1:14.871	202	2 LAPS	1:11.421	202	2 LAPS	1:10.855	202	2 LAPS	1:14.483	163	1 LAP	1:09.514
202	2 LAPS	1:11.278	123	3 LAPS	1:13.505	238	2 LAPS	1:13.223	238	2 LAPS	1:14.678	116	4 LAPS	1:16.952
107	2 LAPS	1:14.345	107	2 LAPS	1:11.991	260	3 LAPS	1:15.863	248	3 LAPS	1:16.591	202	2 LAPS	1:10.989
212	4 LAPS	1:17.592	212	4 LAPS	1:17.449	123	3 LAPS	1:13.003	123	3 LAPS	1:13.078	238	2 LAPS	1:12.579
101	1 LAP	1:10.854	101	1 LAP	1:11.104	107	2 LAPS	1:12.857	107	2 LAPS	1:13.701	123	3 LAPS	1:13.397
209	3 LAPS	1:15.445	102	33.451	1:09.679	212	4 LAPS	1:16.716	260	3 LAPS	1:18.218	107	2 LAPS	1:12.881
102	33.280	1:10.112	124	1 LAP	1:10.614	101	1 LAP	1:10.783	101	1 LAP	1:11.612	248	3 LAPS	1:17.659
124	1 LAP	1:11.293	145	1 LAP	1:10.146	102	34.157	1:09.532	102	37.028	1:11.450	102	38.130	1:10.389
110	2 LAPS	1:13.859	209	3 LAPS	1:16.638	124	1 LAP	1:10.270	145	1 LAP	1:09.798	260	3 LAPS	1:16.654
145	1 LAP	1:09.368	108	39.964	1:08.879	145	1 LAP	1:08.864	108	40.476	1:09.164	101	1 LAP	1:10.967
108	40.593	1:08.411	110	2 LAPS	1:13.334	108	39.891	1:08.753	124	1 LAP	1:11.524	145	1 LAP	1:08.325
104	43.130	1:10.514	104	44.051	1:10.429	110	2 LAPS	1:12.761	110	2 LAPS	1:12.534	108	39.670	1:08.481
132	1 LAP	1:10.957	132	1 LAP	1:10.790	104	46.354	1:11.129	104	48.503	1:10.728	124	1 LAP	1:10.222
251	2 LAPS	1:14.885	105	1 LAP	1:11.141	209	3 LAPS	1:17.496	132	1 LAP	1:11.702	104	49.619	1:10.403
105	1 LAP	1:12.245	251	2 LAPS	1:14.838	132	1 LAP	1:10.550	212	4 LAPS	1:30.164 P	110	2 LAPS	1:12.853
255	2 LAPS	1:15.189	247	2 LAPS	1:12.841	105	1 LAP	1:12.041	209	3 LAPS	1:16.370	132	1 LAP	1:11.126
247	2 LAPS	1:12.782	215	3 LAPS	1:12.001	133	58.322	1:09.799	133	58.988	1:09.245	133	58.038	1:08.337
215	3 LAPS	1:11.689	255	2 LAPS	1:15.172	251	2 LAPS	1:14.735	105	1 LAP	1:14.321	209	3 LAPS	1:15.227
253	2 LAPS	1:14.272	133	57.349	1:09.753	215	3 LAPS	1:12.593	215	3 LAPS	1:12.917	105	1 LAP	1:14.345
205	1 LAP	1:11.282	253	2 LAPS	1:14.255	255	2 LAPS	1:14.311	251	2 LAPS	1:15.365	215	3 LAPS	1:11.878
133	57.104	1:07.876	205	1 LAP	1:11.613	205	1 LAP	1:12.521	205	1 LAP	1:11.453	205	1 LAP	1:11.304
201	1 LAP	1:12.524	201	1 LAP	1:11.901	253	2 LAPS	1:14.881	255	2 LAPS	1:14.119			
116	3 LAPS	1:18.543				247	2 LAPS	1:20.327						
177	2 LAPS	1:12.193												

Weather / Track : Bright / Dry

Donington Park National
Circuit Length = 1.9791 miles
Start: 17:24 End: 18:26

Dutch Supercar Challenge

RACE 5 - LAP CHART

Lap 36			Lap 37			Lap 38			Lap 39			Lap 40		
No	Behind	Laptime	No	Behind	Laptime	No	Behind	Laptime	No	Behind	Laptime	No	Behind	Laptime
175		1:09.292	175		1:14.214	175		1:19.798	175		1:15.971	175		2:06.910
251	3 LAPS	1:14.818	251	3 LAPS	1:16.985	251	3 LAPS	1:20.217	144	26 LAPS	1:23.271 P	251	3 LAPS	2:02.122
255	3 LAPS	1:14.174	177	3 LAPS	1:13.163	177	3 LAPS	1:20.550	251	3 LAPS	1:17.313	177	3 LAPS	2:02.471
253	3 LAPS	1:14.510	255	3 LAPS	1:17.055	255	3 LAPS	1:22.573	177	3 LAPS	1:16.745	255	3 LAPS	1:56.612
177	3 LAPS	1:12.131	212	6 LAPS	2:45.319	253	3 LAPS	1:24.477	255	3 LAPS	1:22.471	253	3 LAPS	1:56.900
201	2 LAPS	1:13.831	253	3 LAPS	1:15.760	212	6 LAPS	1:26.864 P	253	3 LAPS	1:19.541	247	3 LAPS	1:56.076
247	3 LAPS	1:15.177	247	3 LAPS	1:15.885	247	3 LAPS	1:22.721	247	3 LAPS	1:17.845	133	2 LAPS	1:49.521
163	1 LAP	1:10.499	163	1 LAP	1:13.232	163	1 LAP	1:58.336	133	2 LAPS	3:11.836	163	1 LAP	1:46.459
202	2 LAPS	1:11.929	202	2 LAPS	1:13.968	202	2 LAPS	1:47.551	163	1 LAP	2:06.803	202	2 LAPS	1:48.469
238	2 LAPS	1:13.849	238	2 LAPS	1:17.320	238	2 LAPS	1:41.269	202	2 LAPS	2:07.037	238	2 LAPS	1:49.424
116	4 LAPS	1:19.215	123	3 LAPS	1:17.156	123	3 LAPS	1:39.113	238	2 LAPS	2:06.772	123	3 LAPS	1:49.506
123	3 LAPS	1:14.188	107	2 LAPS	1:17.235	107	2 LAPS	1:39.938	123	3 LAPS	2:06.792	107	2 LAPS	1:50.492
107	2 LAPS	1:12.698	116	4 LAPS	1:24.985	116	4 LAPS	1:34.925	107	2 LAPS	2:06.625	116	4 LAPS	1:50.696
248	3 LAPS	1:15.611	102	46.134	1:18.756	102	1:00.405	1:34.069	116	4 LAPS	2:06.828	102	1:34.576	1:50.164
102	41.592	1:12.754	108	46.797	1:19.389	108	1:01.131	1:34.132	102	1:51.322	2:06.888	108	1:35.159	1:49.193
108	41.622	1:11.244	101	1 LAP	1:19.814	101	1 LAP	1:33.586	108	1:52.876	2:07.716	101	1 LAP	1:49.111
101	1 LAP	1:13.213	248	3 LAPS	1:23.847	248	3 LAPS	1:32.740	101	1 LAP	2:08.567	124	1 LAP	1:49.784
124	1 LAP	1:13.279	124	1 LAP	1:17.769	124	1 LAP	1:32.881	248	3 LAPS	2:08.812	248	3 LAPS	1:53.050
260	3 LAPS	1:18.920	260	3 LAPS	1:20.853	260	3 LAPS	1:29.468	124	1 LAP	2:09.584	260	3 LAPS	1:50.668
104	51.939	1:11.612	104	56.406	1:18.681	104	1:04.972	1:28.364	260	3 LAPS	2:09.496	104	1:42.008	1:49.909
110	2 LAPS	1:14.348	110	2 LAPS	1:18.761	110	2 LAPS	1:24.506	104	1:59.009	2:10.008	110	2 LAPS	1:49.505
132	1 LAP	1:12.296	132	1 LAP	1:18.469	132	1 LAP	1:24.837	110	2 LAPS	2:10.761	132	1 LAP	1:48.468
133	1:03.159	1:14.413 P	215	3 LAPS	1:16.294	215	3 LAPS	1:17.198	132	1 LAP	2:12.002	215	3 LAPS	1:50.456
144	25 LAPS	30:09.242	144	25 LAPS	1:23.378	209	3 LAPS	1:17.625	215	3 LAPS	2:10.428	209	3 LAPS	1:50.234
215	3 LAPS	1:12.630	209	3 LAPS	1:20.841	205	1 LAP	1:17.766	209	3 LAPS	2:06.306	205	1 LAP	1:51.756
209	3 LAPS	1:17.154	205	1 LAP	1:20.337				205	1 LAP	2:06.622			
205	1 LAP	1:13.062												

Weather / Track : Bright / Dry

Donington Park National
Circuit Length = 1.9791 miles
Start: 17:24 End: 18:26

Dutch Supercar Challenge

RACE 5 - LAP CHART

Lap 41			Lap 42			Lap 43			Lap 44			Lap 45		
No	Behind	Laptime	No	Behind	Laptime	No	Behind	Laptime	No	Behind	Laptime	No	Behind	Laptime
175		1:52.346	175		2:00.603	175		1:07.578	175		1:06.714	175		1:06.671
251	3 LAPS	1:51.843	251	3 LAPS	2:00.724	177	3 LAPS	1:11.264	177	3 LAPS	1:10.249	177	3 LAPS	1:09.546
177	3 LAPS	1:51.102	177	3 LAPS	2:00.536	251	3 LAPS	1:14.454	133	2 LAPS	1:09.378	133	2 LAPS	1:10.069
255	3 LAPS	1:50.090	255	3 LAPS	1:59.388	133	2 LAPS	1:11.719	163	1 LAP	1:10.891	163	1 LAP	1:09.109
253	3 LAPS	1:50.114	253	3 LAPS	1:58.970	255	3 LAPS	1:15.139	251	3 LAPS	1:14.752	202	2 LAPS	1:11.011
247	3 LAPS	1:50.346	247	3 LAPS	1:59.884	163	1 LAP	1:11.350	202	2 LAPS	1:12.040	108	20.707	1:08.778
133	2 LAPS	1:50.292	133	2 LAPS	1:59.282	202	2 LAPS	1:11.781	255	3 LAPS	1:14.346	102	21.763	1:09.082
163	1 LAP	1:13.095	163	1 LAP	1:20.341	253	3 LAPS	1:16.957	108	18.600	1:09.507	251	3 LAPS	1:14.758
202	2 LAPS	1:11.945	202	2 LAPS	1:18.831	247	3 LAPS	1:15.389	102	19.352	1:09.659	255	3 LAPS	1:14.069
238	2 LAPS	1:14.245	238	2 LAPS	1:16.818	238	2 LAPS	1:13.714	253	3 LAPS	1:15.272	253	3 LAPS	1:14.017
123	3 LAPS	1:15.181	123	3 LAPS	1:16.405	108	15.807	1:10.150	238	2 LAPS	1:15.128	124	1 LAP	1:11.466
107	2 LAPS	1:14.119	107	2 LAPS	1:17.974	123	3 LAPS	1:14.282	123	3 LAPS	1:14.247	238	2 LAPS	1:15.811
102	55.403	1:13.173	102	12.892	1:18.092	102	16.407	1:11.093	124	1 LAP	1:10.069	123	3 LAPS	1:15.119
108	55.862	1:13.049	108	13.235	1:17.976	107	2 LAPS	1:16.155	101	1 LAP	1:11.807	101	1 LAP	1:12.286
116	4 LAPS	1:18.645	116	4 LAPS	1:17.756	124	1 LAP	1:10.481	247	3 LAPS	1:23.965	104	33.941	1:10.217
101	1 LAP	1:17.830	101	1 LAP	1:16.537	101	1 LAP	1:11.386	107	2 LAPS	1:15.850	247	3 LAPS	1:13.961
124	1 LAP	1:15.354	124	1 LAP	1:16.425	116	4 LAPS	1:17.985	104	30.395	1:08.585	132	1 LAP	1:10.788
248	3 LAPS	1:19.091	248	3 LAPS	1:17.226	104	28.524	1:09.921	132	1 LAP	1:10.842	107	2 LAPS	1:16.625
260	3 LAPS	1:19.492	260	3 LAPS	1:17.572	132	1 LAP	1:11.330	215	3 LAPS	1:12.320	215	3 LAPS	1:11.691
104	1:09.241	1:19.579	104	26.181	1:17.543	248	3 LAPS	1:16.089	110	2 LAPS	1:13.808	110	2 LAPS	1:11.893
110	2 LAPS	1:19.142	132	1 LAP	1:16.705	215	3 LAPS	1:13.619	116	4 LAPS	1:20.387	205	1 LAP	1:12.295
132	1 LAP	1:18.461	110	2 LAPS	1:17.648	110	2 LAPS	1:14.864	205	1 LAP	1:12.709	116	4 LAPS	1:18.195
215	3 LAPS	1:17.358	215	3 LAPS	1:15.464	260	3 LAPS	1:17.139	248	3 LAPS	1:16.902	209	3 LAPS	1:15.414
209	3 LAPS	1:17.407	209	3 LAPS	1:16.481	205	1 LAP	1:14.138	260	3 LAPS	1:15.844	248	3 LAPS	1:18.273
205	1 LAP	1:15.736	205	1 LAP	1:15.692	209	3 LAPS	1:16.010	209	3 LAPS	1:14.820	260	3 LAPS	1:17.550
			144	28 LAPS	6:39.064	144	28 LAPS	1:14.727	144	28 LAPS	1:13.346	144	28 LAPS	1:12.892

Weather / Track : Bright / Dry

Donington Park National
 Circuit Length = 1.9791 miles
 Start: 17:24 End: 18:26

Dutch Supercar Challenge

RACE 5 - LAP CHART


Lap 46			Lap 47			Lap 48			Lap 49		
No	Behind	Laptime	No	Behind	Laptime	No	Behind	Laptime	No	Behind	Laptime
175		1:12.510	108		1:08.481	108		1:08.076	108		1:09.848
177	3 LAPS	1:09.706	102	0.988	1:08.002	102	0.862	1:07.950	102	0.158	1:09.144
133	2 LAPS	1:09.441	133	2 LAPS	1:16.864	163	1 LAP	1:10.557	133	3 LAPS	2:16.566 P
163	1 LAP	1:08.650	163	1 LAP	1:19.186	202	2 LAPS	1:12.263	116	5 LAPS	1:19.829
108	16.070	1:07.873	202	2 LAPS	1:12.408	124	1 LAP	1:11.020	163	1 LAP	1:08.888
102	17.537	1:08.284	124	1 LAP	1:12.215	251	3 LAPS	1:14.356	202	2 LAPS	1:11.820
202	2 LAPS	1:12.025	251	3 LAPS	1:13.966	255	3 LAPS	1:13.806	124	1 LAP	1:09.666
251	3 LAPS	1:14.094	255	3 LAPS	1:15.028	104	24.069	1:12.941	104	24.174	1:09.953
255	3 LAPS	1:13.559	253	3 LAPS	1:13.817	101	1 LAP	1:10.903	251	3 LAPS	1:14.141
124	1 LAP	1:09.683	104	19.204	1:09.470	253	3 LAPS	1:15.426	255	3 LAPS	1:13.996
253	3 LAPS	1:14.357	101	1 LAP	1:12.489	132	1 LAP	1:11.408	101	1 LAP	1:11.266
238	2 LAPS	1:14.409	123	3 LAPS	1:14.682	123	3 LAPS	1:14.008	132	1 LAP	1:10.346
101	1 LAP	1:13.964	132	1 LAP	1:13.148	247	3 LAPS	1:15.418	253	3 LAPS	1:14.688
104	34.285	1:12.854	238	2 LAPS	1:16.961	238	2 LAPS	1:16.717	123	3 LAPS	1:13.706
123	3 LAPS	1:15.056	247	3 LAPS	1:14.904	215	3 LAPS	1:11.384	247	3 LAPS	1:12.257
247	3 LAPS	1:12.390	215	3 LAPS	1:13.808	110	2 LAPS	1:12.407	215	3 LAPS	1:11.804
132	1 LAP	1:10.813	110	2 LAPS	1:12.374	205	1 LAP	1:13.954	110	2 LAPS	1:11.978
107	2 LAPS	1:15.078	107	2 LAPS	1:16.718	107	2 LAPS	1:17.087	238	2 LAPS	1:15.630
215	3 LAPS	1:11.261	205	1 LAP	1:12.185	209	3 LAPS	1:14.089	205	1 LAP	1:11.650
110	2 LAPS	1:11.407	209	3 LAPS	1:17.228	248	3 LAPS	1:15.214	107	2 LAPS	1:17.892
205	1 LAP	1:12.089	248	3 LAPS	1:17.046	260	3 LAPS	1:16.058	209	3 LAPS	1:14.070
116	4 LAPS	1:16.735	260	3 LAPS	1:17.079	144	28 LAPS	1:21.855 P	248	3 LAPS	1:15.299
209	3 LAPS	1:15.809	144	28 LAPS	1:17.117	177	2 LAPS	1:11.794	260	3 LAPS	1:15.144
248	3 LAPS	1:15.928	116	4 LAPS	1:28.102				177	2 LAPS	1:10.436
260	3 LAPS	1:15.906	177	2 LAPS	1:09.814						
144	28 LAPS	1:12.043									
177	2 LAPS	1:09.585									

Weather / Track : Bright / Dry

Donington Park National
Circuit Length = 1.9791 miles
Start: 17:24 End: 18:26

Dutch Supercar Challenge

RACE 13 - GRID - AMENDED

ROW 16	123 Ric WOODHOUSE	171 Kevin RILEY
ROW 15	144 LANDA / PETAK	203 Kees KREIJNE
ROW 14	201 FRIJNS / FRIJNS	212 Gary FURST
ROW 13	145 KVETNANSKY / SEDLAK	105 Rene SNEL
ROW 12	260 SCHRYVERS / van der DONK	116 KOHLER / STORM
ROW 11	209 Dirk SCHULZ	248 WEBB / WEBB
ROW 10	215 ERTAN / WIJNEN	255 Barry MAESSEN
ROW 9	253 Nelson van der POL	247 Martin WEBB
ROW 8	133 Rick ABRESCH	251 Jacky van der ENDE
ROW 7	177 TAS / BOUWHUIS	175 Martin SHORT
ROW 6	238 Michael DONOVAN	107 MARCHAL / GLORIEUX
ROW 5	202 NATHAN / van LAGEN	110 HOLDEN / DOWLING
ROW 4	205 Bert van der ZWEERD	132 Jan VERSLUIS
ROW 3	124 Dave BASU	101 Alex van t'HOFF
ROW 2	104 van der HOEK / van DONGEN	163 GROUWELS / GROUWELS
ROW 1	108 Diederik SIJTHOFF	102 Cor EUSER
Pole		
		

Cars 123 and 171 to start from back of grid

Donington Park National
Circuit Length = 1.9791 miles

These results are provisional until the conclusion of any judicial and technical matters.

Clerk of Course :		Timekeeper :

Dutch Supercar Challenge

RACE 9 - CLASSIFICATION

POS	NO	CL	NAME	ENTRY	LAPS	TIME	GAP	DIFF	MPH	BEST	ON
1	305	SS2	BOGAERTS / van der Aa	BMW 132 GTR - European Staffing Racing	45	1:00:36.634			88.16	1:14.133	32
2	320	SS2	MONSTER / MONSTER	Seat Leon Supercopa - Team Riwal Racing	45	1:00:36.851	0.217	0.217	88.15	1:13.622	42
3	378	SS2	HERBER / MEYER	Saker GT - Johan Kraan Motorsports	45	1:00:48.928	12.294	12.077	87.86	1:13.440	38
4	311	SS2	Luc de COCK	Lotus 2/11 GT4 - Deldiche Racing	45	1:01:00.855	24.221	11.927	87.57	1:15.138	28
5	308	SS2	van VILET / THUIS	BMW E92 M3 - Van Vliet Afbouw/Intrax Racing	45	1:01:20.229	43.595	19.374	87.11	1:13.619	33
6	354	SS2	Nick AERTS	Ford Mondeo - Van de Pas Racing	45	1:01:45.143	1:08.509	24.914	86.53	1:15.999	28
7	369	SS2	Marcel NORBART	Seat Leon Supercopa - Passie Racing	44	1:00:43.317	1 lap	1 lap	86.04	1:16.364	23
8	401	S	Richard van den BOS	BMW E36 M2,5 - JR Motorsport	44	1:01:12.614	1 lap	29.297	85.35	1:15.824	22
9	316	SS2	Christian DIJKHOF	Seat Leon Supercopa - Brax Racing	44	1:01:17.164	1 lap	4.550	85.25	1:17.513	25
10	315	SS2	HORNSVELD / WISSELINK	Seat Leon Supercopa - Pennucci - TVS Racing	44	1:01:43.307	1 lap	26.143	84.64	1:16.432	32
11	335	SS2	Fred CAVANAGH	BMW E46 GTR - JR Motorsport	44	1:01:55.748	1 lap	12.441	84.36	1:16.950	25
12	380	SS2	JEURIS / VETTERS	Saker GT - RSTT Race Service	44	1:02:09.365	1 lap	13.617	84.05	1:16.152	37
13	337	SS2	POCKLINGTON / PAPWORTH	BMW E46 - Pocklington Racing	43	1:00:43.255	2 laps	1 lap	84.08	1:17.087	26
14	412	S	Guillaume SCHULZ	Lotus Exige Cup - Team TDM	43	1:00:47.515	2 laps	4.260	83.99	1:17.067	41
15	382	SS2	Hal PREWIT	Lotus Evora GT4 - Marcos Racing International	43	1:00:52.884	2 laps	5.369	83.86	1:15.559	37
16	333	SS2	Ronald van LOON	BMW E46 M3 - V-Max Racing	43	1:00:54.765	2 laps	1.881	83.82	1:16.243	36
17	402	S	Aart BOSMAN	Lotus Exige - ABW Racing	43	1:00:58.246	2 laps	3.481	83.74	1:17.106	32
18	422	S	Eric van den MUNCKHOF	Focus Sport - Van de Pas Racing / Munckhof Racing	43	1:01:20.693	2 laps	22.447	83.23	1:18.832	38
19	368	SS2	BIJL / BIJL	Seat Leon Supercopa - Gravity Racing	43	1:01:36.762	2 laps	16.069	82.87	1:18.509	26
20	463	S	GROUWELS / GROUWELS	Renault Clio RS 2.0 16V - Rudolph Racing	43	1:01:45.960	2 laps	9.198	82.66	1:19.277	32
21	419	S	Rob NIEMAN	Renault Clio RS 2.0 16V - Spirit Racing	43	1:01:46.615	2 laps	0.655	82.65	1:18.878	43
22	423	S	Marcel van BERLO	Focus Sport - Van Berlo Racing	42	1:00:40.330	3 laps	1 lap	82.19	1:19.640	35
23	424	S	van VLIET / van VLIET	BMW M3 E46 - Speedtec Motorsport	42	1:01:06.715	3 laps	26.385	81.60	1:20.229	30
24	464	S	JAMES / VINCEC	Honda Civic Type-R - Synchro Motorsport	42	1:01:28.275	3 laps	21.560	81.13	1:20.713	22
25	409	S	Nico BEEN	Renault Clio RS 2.0 16V - Nico Been	42	1:01:53.768	3 laps	25.493	80.57	1:20.948	30
26	324	SS2	Michael VERHAGEN	Honda S2000 - Honda Racing Verhagen	38	58:03.974	7 laps	4 laps	77.70	1:17.923	38
27	351	SS2	Leo KURSTJENS	Focus Sport - AT Motoren	35	51:03.213	10 laps	3 laps	81.40	1:18.599	29

NOT CLASSIFIED

DNC	418	S	BEDORF / KARS	Renault Clio RS 2.0 16V - Spirit Racing	31	45:26.738	14 laps	4 laps	80.99	1:18.663	25
DNC	428	S	MANY / PARSONS	Honda Civic Type-R - Saxon Motorsport	16	32:00.411	29 laps	15 laps	59.35	1:30.071	14
DNC	445	S	Berry van ELK	Mini Cooper S - V-Max Racing	14	22:51.017	31 laps	2 laps	72.75	1:26.463	10
DNC	312	SS2	Chris EVERILL	Ginetta GT4 Coupe - CEC Racing	8	12:58.585	37 laps	6 laps	73.20	1:27.317	7
DNC	301	SS2	Pieter van SOELEN	BMW E46 Coupé GTR - JR Motorsport	3	4:46.306	42 laps	5 laps	74.65	1:32.477	3
DNC	444	S	Kim TROEYEN	Focus Sport - AT Motoren	0						

FASTEST LAP

378	SS2	HERBER / MEYER	Saker GT - Johan Kraan Motorsports	38	1:13.440	97.01 mph	156.12 kph
401	S	Richard van den BOS	BMW E36 M2,5 - JR Motorsport	22	1:15.824	93.96 mph	151.21 kph

Car 380 - 30 second penalty - on-track conduct

Weather / Track : Bright / Dry

These results are provisional until the conclusion of any judicial and technical matters.

Donington Park National
Circuit Length = 1.9791 miles
Start: 09:03 End: 10:06

Clerk of Course :		Timekeeper :	
-------------------	--	--------------	--

Dutch Supercar Challenge

RACE 9 - LAP CHART

Lap 1			Lap 2			Lap 3			Lap 4			Lap 5		
No	Behind	Laptime	No	Behind	Laptime	No	Behind	Laptime	No	Behind	Laptime	No	Behind	Laptime
305		1:35.123	305		1:29.884	305		1:27.431	305		1:26.366	305		1:27.342
320	3.438	1:38.561	311	7.809	1:33.869	320	12.856	1:32.290	320	16.266	1:29.776	320	17.648	1:28.724
301	3.607	1:38.730	320	7.997	1:34.443	301	13.868	1:32.477	354	19.550	1:29.541	308	19.248	1:26.547
311	3.824	1:38.947	301	8.822	1:35.099	311	15.864	1:35.486	308	20.043	1:28.413	354	20.927	1:28.719
354	4.439	1:39.562	354	9.584	1:35.029	354	16.375	1:34.222	369	21.290	1:29.747	369	21.184	1:27.236
369	5.269	1:40.392	308	9.911	1:32.889	369	17.909	1:35.146	311	22.821	1:33.323	311	23.584	1:28.105
401	6.642	1:41.765	369	10.194	1:34.809	308	17.996	1:35.516	316	23.633	1:31.777	316	24.413	1:28.122
316	6.883	1:42.006	316	11.647	1:34.648	316	18.222	1:34.006	401	24.677	1:32.337	378	26.258	1:27.912
308	6.906	1:42.029	401	12.517	1:35.759	401	18.706	1:33.620	412	25.459	1:32.944	401	26.275	1:28.940
412	7.512	1:42.635	412	13.737	1:36.109	412	18.881	1:32.575	378	25.688	1:32.414	412	27.903	1:29.786
315	7.819	1:42.942	315	14.181	1:36.246	315	19.547	1:32.797	315	27.038	1:33.857	315	30.039	1:30.343
378	11.128	1:46.251	378	14.212	1:32.968	378	19.640	1:32.859	422	29.953	1:30.712	422	32.778	1:30.167
422	11.220	1:46.343	422	18.977	1:37.641	422	25.607	1:34.061	402	31.929	1:31.329	402	35.455	1:30.868
402	13.417	1:48.540	402	19.852	1:36.319	402	26.966	1:34.545	380	44.019	1:35.881	337	49.255	1:30.579
418	15.483	1:50.606	380	24.827	1:36.059	380	34.504	1:37.108	464	45.077	1:32.960	380	50.314	1:33.637
424	18.500	1:53.623	418	25.926	1:40.327	418	35.756	1:37.261	337	46.018	1:32.486	464	51.861	1:34.126
380	18.652	1:53.775	424	28.681	1:40.065	368	37.833	1:36.447	418	46.036	1:36.646	335	52.819	1:32.232
423	19.920	1:55.043	368	28.817	1:37.504	464	38.483	1:35.360	368	47.561	1:36.094	418	53.600	1:34.906
419	20.046	1:55.169	423	29.749	1:39.713	337	39.898	1:33.834	423	47.764	1:33.110	312	54.101	1:32.160
368	21.197	1:56.320	419	30.069	1:39.907	423	41.020	1:38.702	335	47.929	1:32.041	423	54.153	1:33.731
463	21.702	1:56.825	464	30.554	1:38.599	419	41.206	1:38.568	312	49.283	1:33.189	333	56.211	1:32.607
464	21.839	1:56.962	428	31.114	1:37.414	335	42.254	1:37.112	419	50.785	1:35.945	324	56.762	1:32.308
333	22.984	1:58.107	335	32.573	1:36.997	424	42.315	1:41.065	333	50.946	1:34.031	368	57.030	1:36.811
428	23.584	1:58.707	333	33.331	1:40.231	312	42.460	1:35.528	324	51.796	1:34.186	419	57.412	1:33.969
335	25.460	2:00.583	337	33.495	1:35.966	333	43.281	1:37.381	424	53.283	1:37.334	428	59.161	1:32.784
337	27.413	2:02.536	312	34.363	1:36.547	428	43.329	1:39.646	428	53.719	1:36.756	351	1:00.034	1:31.381
312	27.700	2:02.823	324	35.138	1:35.879	324	43.976	1:36.269	351	55.995	1:30.619	424	1:01.199	1:35.258
324	29.143	2:04.266	382	44.940	1:42.738	351	51.742	1:33.717	382	1:01.955	1:34.299	382	1:12.039	1:37.426
382	32.086	2:07.209	351	45.456	1:42.376	382	54.022	1:36.513	445	1:02.677	1:33.417	463	1:12.207	1:31.048
351	32.964	2:08.087	445	45.847	1:42.663	445	55.626	1:37.210	409	1:07.073	1:35.489	409	1:14.747	1:35.016
445	33.068	2:08.191	409	46.792	1:41.386	409	57.950	1:38.589	463	1:08.501	1:31.593	445	1:16.297	1:40.962
409	35.290	2:10.413	463	57.172	2:05.354	463	1:03.274	1:33.533						

Weather / Track : Bright / Dry

Donington Park National
Circuit Length = 1.9791 miles
Start: 09:03 End: 10:06

Dutch Supercar Challenge

RACE 9 - LAP CHART

Lap 6			Lap 7			Lap 8			Lap 9			Lap 10		
No	Behind	Laptime	No	Behind	Laptime	No	Behind	Laptime	No	Behind	Laptime	No	Behind	Laptime
305		1:23.506	305		1:23.531	305		1:20.584	305		1:19.872	305		1:20.596
308	20.255	1:24.513	409	1 LAP	1:33.063	463	1 LAP	1:27.432	424	1 LAP	1:27.579	351	1 LAP	1:25.191
320	20.739	1:26.597	445	1 LAP	1:35.553	382	1 LAP	1:32.751	312	1 LAP	1:41.765 P	418	1 LAP	1:26.890
354	22.708	1:25.287	308	19.539	1:22.815	409	1 LAP	1:32.930	463	1 LAP	1:25.966	419	1 LAP	1:25.747
369	23.479	1:25.801	320	20.730	1:23.522	445	1 LAP	1:29.089	382	1 LAP	1:29.231	424	1 LAP	1:25.601
311	26.351	1:26.273	354	22.167	1:22.990	308	19.647	1:20.692	308	21.673	1:21.898	463	1 LAP	1:24.053
378	27.697	1:24.945	369	22.497	1:22.549	320	21.255	1:21.109	320	22.938	1:21.555	308	19.975	1:18.898
316	28.043	1:27.136	311	25.625	1:22.805	354	22.860	1:21.277	409	1 LAP	1:30.747	320	23.291	1:20.949
401	29.083	1:26.314	378	26.352	1:22.186	369	24.511	1:22.598	445	1 LAP	1:31.113	354	26.008	1:21.907
412	31.632	1:27.235	316	28.102	1:23.590	311	27.073	1:22.032	354	24.697	1:21.709	369	28.080	1:21.936
315	33.690	1:27.157	401	30.380	1:24.828	378	27.115	1:21.347	369	26.740	1:22.101	382	1 LAP	1:29.746
422	37.334	1:28.062	412	34.353	1:26.252	316	29.631	1:22.113	378	29.158	1:21.915	378	30.552	1:21.990
402	40.079	1:28.130	315	36.020	1:25.861	401	32.899	1:23.103	311	30.164	1:22.963	311	30.742	1:21.174
337	50.914	1:25.165	422	39.375	1:25.572	412	39.230	1:25.461	316	31.552	1:21.793	409	1 LAP	1:28.654
380	55.814	1:29.006	402	43.253	1:26.705	315	41.002	1:25.566	401	35.601	1:22.574	316	32.281	1:21.325
335	56.912	1:27.599	337	51.734	1:24.351	422	43.864	1:25.073	428	2 LAPS	3:28.764	445	1 LAP	1:28.965
464	57.662	1:29.307	380	59.998	1:27.715	402	48.409	1:25.740	412	44.020	1:24.662	401	35.744	1:20.739
312	59.851	1:29.256	335	1:00.420	1:27.039	337	53.999	1:22.849	315	46.812	1:25.682	412	47.559	1:24.135
324	1:01.568	1:28.312	464	1:02.110	1:27.979	335	1:05.770	1:25.934	422	49.490	1:25.498	428	2 LAPS	1:33.786
418	1:01.710	1:31.616	312	1:03.637	1:27.317	380	1:06.761	1:27.347	402	52.480	1:23.943	315	50.462	1:24.246
423	1:01.999	1:31.352	324	1:04.046	1:26.009	324	1:08.286	1:24.824	337	55.831	1:21.704	422	53.120	1:24.226
333	1:02.310	1:29.605	423	1:05.610	1:27.142	464	1:08.585	1:27.059	335	1:09.531	1:23.633	402	56.139	1:24.255
368	1:03.693	1:30.169	333	1:07.420	1:28.641	333	1:12.171	1:25.335	380	1:11.087	1:24.198	337	56.335	1:21.100
419	1:04.351	1:30.445	418	1:08.281	1:30.102	423	1:13.023	1:27.997	324	1:11.928	1:23.514	335	1:11.666	1:22.731
351	1:06.370	1:29.842	368	1:08.726	1:28.564	418	1:15.596	1:27.899	464	1:14.356	1:25.643	380	1:13.147	1:22.656
424	1:08.631	1:30.938	351	1:09.894	1:27.055	368	1:15.728	1:27.586	333	1:15.616	1:23.317	324	1:13.857	1:22.525
428	1:10.993	1:35.338 P	419	1:10.239	1:29.419	351	1:16.851	1:27.541	423	1:18.007	1:24.856	333	1:18.880	1:23.860
463	1:17.808	1:29.107	424	1:14.165	1:29.065	419	1:17.351	1:27.696	368	1:19.429	1:23.573	464	1:19.919	1:26.159
382	1:23.379	1:34.846												

Weather / Track : Bright / Dry

Donington Park National
Circuit Length = 1.9791 miles
Start: 09:03 End: 10:06

Dutch Supercar Challenge

RACE 9 - LAP CHART

Lap 11			Lap 12			Lap 13			Lap 14			Lap 15		
No	Behind	Laptime	No	Behind	Laptime	No	Behind	Laptime	No	Behind	Laptime	No	Behind	Laptime
305		1:20.034	305		1:18.789	305		1:18.417	305		1:19.390	305		1:17.617
423	1 LAP	1:25.218	333	1 LAP	1:23.115	324	1 LAP	1:23.082	380	1 LAP	1:22.559	335	1 LAP	1:20.748
351	1 LAP	1:23.771	464	1 LAP	1:23.522	333	1 LAP	1:23.137	324	1 LAP	1:22.039	380	1 LAP	1:21.779
418	1 LAP	1:25.268	423	1 LAP	1:24.420	464	1 LAP	1:22.902	428	3 LAPS	1:31.358	324	1 LAP	1:22.370
368	1 LAP	1:28.651	351	1 LAP	1:22.269	351	1 LAP	1:22.042	445	2 LAPS	1:32.424	333	1 LAP	1:23.872
419	1 LAP	1:25.649	368	1 LAP	1:22.483	423	1 LAP	1:24.123	333	1 LAP	1:22.335	445	2 LAPS	1:26.505
424	1 LAP	1:25.185	418	1 LAP	1:24.287	368	1 LAP	1:22.172	464	1 LAP	1:23.363	351	1 LAP	1:21.659
463	1 LAP	1:23.293	419	1 LAP	1:23.883	418	1 LAP	1:23.607	351	1 LAP	1:21.968	464	1 LAP	1:23.958
308	17.773	1:17.832	424	1 LAP	1:24.524	419	1 LAP	1:23.091	423	1 LAP	1:22.950	308	20.006	1:18.500
320	22.601	1:19.344	308	18.203	1:19.219	308	19.090	1:19.304	368	1 LAP	1:22.448	428	3 LAPS	1:31.864
354	26.811	1:20.837	463	1 LAP	1:24.220	320	22.525	1:18.599	308	19.123	1:19.423	320	23.169	1:18.614
369	27.470	1:19.424	320	22.343	1:18.531	463	1 LAP	1:22.567	320	22.172	1:19.037	423	1 LAP	1:24.268
378	29.528	1:19.010	354	27.719	1:19.697	424	1 LAP	1:25.682	419	1 LAP	1:24.478	368	1 LAP	1:24.510
311	30.389	1:19.681	369	27.985	1:19.304	354	28.726	1:19.424	418	1 LAP	1:25.103	419	1 LAP	1:23.074
316	31.898	1:19.651	378	28.342	1:17.603	369	29.433	1:19.865	463	1 LAP	1:22.419	418	1 LAP	1:23.198
382	1 LAP	1:27.452	311	29.780	1:18.180	378	30.019	1:20.094	354	29.089	1:19.753	354	30.661	1:19.189
401	38.460	1:22.750	316	34.653	1:21.544	311	30.589	1:19.226	424	1 LAP	1:24.119	463	1 LAP	1:22.890
409	1 LAP	1:27.036	401	41.768	1:22.097	316	40.052	1:23.816	369	29.511	1:19.468	369	32.419	1:20.525
445	1 LAP	1:26.463	382	1 LAP	1:24.136	401	44.774	1:21.423	311	29.963	1:18.764	311	32.847	1:20.501
412	51.185	1:23.660	409	1 LAP	1:25.102	382	1 LAP	1:21.458	378	30.510	1:19.881	378	34.746	1:21.853
315	54.562	1:24.134	412	56.994	1:24.598	409	1 LAP	1:25.575	316	42.848	1:22.186	424	1 LAP	1:26.338
337	58.112	1:21.811	315	1:01.028	1:25.255	412	1:01.804	1:23.227	401	46.061	1:20.677	316	48.343	1:23.112
422	59.716	1:26.630	337	1:01.365	1:22.042	337	1:03.321	1:20.373	382	1 LAP	1:21.166	401	48.941	1:20.497
402	1:00.281	1:24.176	422	1:05.921	1:24.994	315	1:06.597	1:23.986	409	1 LAP	1:25.775	382	1 LAP	1:21.838
428	2 LAPS	1:33.856	402	1:06.315	1:24.823	422	1:11.591	1:24.087	337	1:04.319	1:20.388	337	1:06.286	1:19.584
335	1:12.423	1:20.791	445	1 LAP	1:53.662	402	1:11.762	1:23.864	412	1:05.966	1:23.552	409	1 LAP	1:25.829
380	1:14.697	1:21.584	335	1:14.849	1:21.215	335	1:17.486	1:21.054	315	1:09.638	1:22.431	412	1:09.979	1:21.630
324	1:15.313	1:21.490	428	2 LAPS	1:30.951				402	1:15.333	1:22.961	315	1:14.225	1:22.204
			380	1:18.218	1:22.310				422	1:17.007	1:24.806			

Weather / Track : Bright / Dry

Donington Park National
Circuit Length = 1.9791 miles
Start: 09:03 End: 10:06

Dutch Supercar Challenge

RACE 9 - LAP CHART

Lap 16			Lap 17			Lap 18			Lap 19			Lap 20		
No	Behind	Laptime	No	Behind	Laptime	No	Behind	Laptime	No	Behind	Laptime	No	Behind	Laptime
305		1:17.750	305		1:17.663	305		1:17.213	305		1:16.312	305		1:16.561
402	1 LAP	1:23.842	315	1 LAP	1:21.693	412	1 LAP	1:22.531	412	1 LAP	1:21.544	412	1 LAP	1:27.750 P
335	1 LAP	1:21.098	335	1 LAP	1:21.118	315	1 LAP	1:20.196	315	1 LAP	1:20.968	409	2 LAPS	1:22.974
422	1 LAP	1:23.731	402	1 LAP	1:24.386	409	2 LAPS	1:25.138	409	2 LAPS	1:23.507	315	1 LAP	1:26.855 P
380	1 LAP	1:21.784	422	1 LAP	1:23.224	335	1 LAP	1:20.429	335	1 LAP	1:20.029	335	1 LAP	1:22.941 P
324	1 LAP	1:24.361 P	380	1 LAP	1:20.550	402	1 LAP	1:23.167	308	21.736	1:19.037	380	1 LAP	1:18.850
333	1 LAP	1:21.037	308	20.009	1:16.649	380	1 LAP	1:20.026	380	1 LAP	1:21.925	308	27.817	1:22.642 P
308	21.023	1:18.767	333	1 LAP	1:21.789	422	1 LAP	1:24.074	402	1 LAP	1:23.187	422	1 LAP	1:20.858
351	1 LAP	1:22.837	320	25.158	1:18.521	308	19.011	1:16.215	422	1 LAP	1:22.697	402	1 LAP	1:24.956 P
320	24.300	1:18.881	351	1 LAP	1:23.857	320	26.369	1:18.424	320	29.896	1:19.839 P	333	1 LAP	1:19.638
464	1 LAP	1:24.448	423	1 LAP	1:21.947	333	1 LAP	1:22.484	333	1 LAP	1:19.360	311	39.595	1:16.955
423	1 LAP	1:22.396	368	1 LAP	1:21.734	351	1 LAP	1:21.291	311	39.201	1:18.564	368	1 LAP	1:19.002
368	1 LAP	1:22.546	464	1 LAP	1:25.641	369	36.323	1:18.244	351	1 LAP	1:22.475	423	1 LAP	1:21.005
369	34.587	1:19.918	369	35.292	1:18.368	311	36.949	1:18.183	369	42.308	1:22.297 P	351	1 LAP	1:24.516 P
354	34.803	1:21.892	311	35.979	1:18.552	423	1 LAP	1:22.492	423	1 LAP	1:21.508	324	2 LAPS	1:19.665
311	35.090	1:19.993	354	37.155	1:20.015	354	39.115	1:19.173	368	1 LAP	1:20.237	463	1 LAP	1:21.369
419	1 LAP	1:25.035	378	37.873	1:18.472	378	39.769	1:19.109	354	44.970	1:22.167 P	464	2 LAPS	2:48.605
378	37.064	1:20.068	419	1 LAP	1:23.465	368	1 LAP	1:24.173	378	47.824	1:24.367 P	419	2 LAPS	2:44.493
418	1 LAP	1:25.591	418	1 LAP	1:22.763	464	1 LAP	1:29.538 P	463	1 LAP	1:21.388	418	1 LAP	1:25.718 P
428	3 LAPS	1:32.227	463	1 LAP	1:22.090	418	1 LAP	1:23.633	418	1 LAP	1:22.290	316	1 LAP	2:42.048
463	1 LAP	1:24.120	428	3 LAPS	1:30.071	463	1 LAP	1:23.354	324	2 LAPS	1:19.586	337	1:16.215	1:19.153
424	1 LAP	1:24.298	424	1 LAP	1:23.054	419	1 LAP	1:26.339 P	424	1 LAP	1:24.796 P			
445	2 LAPS	1:44.800 P	401	55.772	1:20.079	324	2 LAPS	3:11.139	401	1:05.261	1:22.096 P			
401	53.356	1:22.165	316	56.975	1:20.768	424	1 LAP	1:23.470	382	1 LAP	1:26.459 P			
316	53.870	1:23.277	382	1 LAP	1:20.225	401	59.477	1:20.918	337	1:13.623	1:19.310			
382	1 LAP	1:21.587	337	1:08.924	1:19.273	382	1 LAP	1:20.314						
337	1:07.314	1:18.778				316	1:04.836	1:25.074 P						
412	1:13.367	1:21.138				428	3 LAPS	1:34.672 P						
409	1 LAP	1:24.649				337	1:10.625	1:18.914						

Weather / Track : Bright / Dry

Donington Park National
Circuit Length = 1.9791 miles
Start: 09:03 End: 10:06

Dutch Supercar Challenge

RACE 9 - LAP CHART

Lap 21			Lap 22			Lap 23			Lap 24			Lap 25		
No	Behind	Laptime	No	Behind	Laptime	No	Behind	Laptime	No	Behind	Laptime	No	Behind	Laptime
305		1:16.825	305		1:17.704	305		1:21.172 P	308		1:14.444	308		1:14.670
409	2 LAPS	1:24.930	316	2 LAPS	1:20.998	401	2 LAPS	1:17.474	320	9.405	1:15.585	424	2 LAPS	1:21.856
380	1 LAP	1:25.943 P	382	3 LAPS	2:47.772	382	3 LAPS	1:20.502	315	1 LAP	1:19.307	320	10.096	1:15.361
320	1 LAP	2:38.120	401	2 LAPS	2:55.622	308	1 LAP	1:15.298	305	17.935	3:05.552	315	1 LAP	1:17.174
422	1 LAP	1:23.103	337	1 LAP	1:28.730 P	315	2 LAPS	1:19.667	311	24.012	1:16.270	305	18.074	1:14.809
333	1 LAP	1:18.348	315	2 LAPS	2:39.011	320	1 LAP	1:15.600	337	1 LAP	1:18.883	311	24.853	1:15.511
311	42.409	1:19.639 P	308	1 LAP	2:30.054	380	2 LAPS	2:39.903	378	26.563	1:15.410	378	26.710	1:14.817
369	1 LAP	2:36.965	320	1 LAP	1:15.548	311	1 LAP	2:32.200	380	1 LAP	1:19.027	337	1 LAP	1:18.324
368	1 LAP	1:19.209	409	2 LAPS	1:24.798 P	412	2 LAPS	1:20.145	369	29.749	1:16.939	369	32.938	1:17.859
378	1 LAP	2:35.262	412	2 LAPS	2:58.586	378	1 LAP	1:17.037	409	2 LAPS	1:22.964	380	1 LAP	1:21.544
423	1 LAP	1:21.795	422	1 LAP	1:26.851 P	369	1 LAP	1:18.283	412	1 LAP	1:19.361	412	1 LAP	1:20.219
354	1 LAP	2:44.863	333	1 LAP	1:26.163 P	335	2 LAPS	1:19.572	333	1 LAP	1:17.694	333	1 LAP	1:19.242
324	2 LAPS	1:21.742	369	1 LAP	1:18.769	428	7 LAPS	6:12.217 P	335	1 LAP	1:17.691	335	1 LAP	1:19.733
463	1 LAP	1:21.435	378	1 LAP	1:15.914	354	1 LAP	1:17.446	422	1 LAP	1:21.362	409	2 LAPS	1:23.402
419	2 LAPS	1:21.722	335	2 LAPS	3:01.319	402	2 LAPS	1:20.293	354	42.388	1:17.174	354	44.289	1:16.571
464	2 LAPS	1:23.014	423	1 LAP	1:20.742	423	1 LAP	1:26.387 P	402	1 LAP	1:18.999	422	1 LAP	1:20.283
424	2 LAPS	2:43.482	368	1 LAP	1:24.942 P	324	2 LAPS	1:18.486	423	1 LAP	2:38.420	402	1 LAP	1:18.760
			402	2 LAPS	3:02.270	351	2 LAPS	1:19.193	368	1 LAP	1:20.494	423	1 LAP	1:20.622
			354	1 LAP	1:20.803	418	2 LAPS	1:19.618	351	1 LAP	1:19.481	351	1 LAP	1:19.159
			324	2 LAPS	1:20.688	419	2 LAPS	1:21.265	418	1 LAP	1:19.071	418	1 LAP	1:19.038
			351	2 LAPS	2:52.671	464	2 LAPS	1:21.085	324	1 LAP	1:24.251 P	368	1 LAP	1:20.479
			418	2 LAPS	2:38.567	316	1 LAP	1:18.605	463	1 LAP	1:21.280	463	1 LAP	1:21.114
			463	1 LAP	1:24.545 P	424	2 LAPS	1:22.129	419	1 LAP	1:20.632	316	1:07.786	1:17.513
			419	2 LAPS	1:21.149	401	1 LAP	1:15.824	316	1:04.943	1:17.961	401	1:08.560	1:16.092
			464	2 LAPS	1:21.338	382	2 LAPS	1:18.492	401	1:07.138	1:16.362	419	1 LAP	1:20.457
			424	2 LAPS	1:22.113	308	1:33.173	1:15.705	464	1 LAP	1:22.228			
			316	1 LAP	1:18.812	315	1 LAP	1:18.720	382	1 LAP	1:17.430			
						320	1:41.437	1:14.535						
						337	1 LAP	3:05.884						
						311	1:55.359	1:19.626						
						380	1 LAP	1:20.770						
						409	2 LAPS	2:45.741						
						378	1:58.770	1:14.995						

Weather / Track : Bright / Dry

Donington Park National
Circuit Length = 1.9791 miles
Start: 09:03 End: 10:06

Dutch Supercar Challenge

RACE 9 - LAP CHART

Lap 26			Lap 27			Lap 28			Lap 29			Lap 30		
No	Behind	Laptime	No	Behind	Laptime	No	Behind	Laptime	No	Behind	Laptime	No	Behind	Laptime
308		1:15.598	308		1:14.468	308		1:13.827	308		1:14.729	308		1:13.670
464	2 LAPS	1:23.090	419	2 LAPS	1:20.804	324	4 LAPS	4:03.899	423	2 LAPS	1:21.413	351	2 LAPS	1:19.531
382	2 LAPS	1:17.710	382	2 LAPS	1:18.238	463	2 LAPS	1:19.567	368	2 LAPS	1:20.540	418	2 LAPS	1:19.113
424	2 LAPS	1:20.371	320	9.761	1:14.586	419	2 LAPS	1:19.154	401	1 LAP	1:17.205	401	1 LAP	1:18.549
320	9.643	1:15.145	464	2 LAPS	1:24.200	382	2 LAPS	1:16.320	316	1 LAP	1:17.765	423	2 LAPS	1:21.168
315	1 LAP	1:17.846	424	2 LAPS	1:20.859	320	10.175	1:14.241	463	2 LAPS	1:19.892	316	1 LAP	1:19.802
305	16.880	1:14.404	305	17.292	1:14.880	464	2 LAPS	1:22.588	324	4 LAPS	1:21.713	368	2 LAPS	1:21.827
311	24.788	1:15.533	315	1 LAP	1:17.525	305	19.122	1:15.657	382	2 LAPS	1:18.413	382	2 LAPS	1:17.295
378	25.278	1:14.166	378	25.516	1:14.706	424	2 LAPS	1:21.549	320	11.946	1:16.500	320	15.944	1:17.668
337	1 LAP	1:17.209	311	26.555	1:16.235	315	1 LAP	1:16.902	419	2 LAPS	1:20.741	463	2 LAPS	1:20.824
369	35.128	1:17.788	337	1 LAP	1:17.087	378	25.866	1:14.177	305	19.861	1:15.468	324	4 LAPS	1:20.619
380	1 LAP	1:17.668	369	38.487	1:17.827	311	27.866	1:15.138	424	2 LAPS	1:21.436	419	2 LAPS	1:19.896
333	1 LAP	1:17.360	380	1 LAP	1:17.445	337	1 LAP	1:17.924	378	26.716	1:15.579	305	21.301	1:15.110
335	1 LAP	1:16.950	333	1 LAP	1:16.988	369	42.653	1:17.993	315	1 LAP	1:19.642	378	27.968	1:14.922
412	1 LAP	1:20.777	335	1 LAP	1:17.602	380	1 LAP	1:18.041	464	2 LAPS	1:23.972	311	31.950	1:17.088
354	44.992	1:16.301	354	48.160	1:17.636	333	1 LAP	1:16.577	311	28.532	1:15.395	315	1 LAP	1:19.351
409	2 LAPS	1:22.403	412	1 LAP	1:20.286	335	1 LAP	1:17.048	337	1 LAP	1:18.253	424	2 LAPS	1:23.105
422	1 LAP	1:20.442	409	2 LAPS	1:22.005	354	50.332	1:15.999	369	46.173	1:18.249	464	2 LAPS	1:22.737
402	1 LAP	1:19.004	422	1 LAP	1:20.486	412	1 LAP	1:19.331	333	1 LAP	1:17.158	337	1 LAP	1:18.746
423	1 LAP	1:20.144	402	1 LAP	1:18.845	409	2 LAPS	1:21.395	380	1 LAP	1:20.501	369	50.061	1:17.558
351	1 LAP	1:18.830	423	1 LAP	1:20.261	422	1 LAP	1:19.701	335	1 LAP	1:17.655	333	1 LAP	1:17.667
418	1 LAP	1:18.663	351	1 LAP	1:18.985	402	1 LAP	1:18.105	354	52.331	1:16.728	380	1 LAP	1:17.424
368	1 LAP	1:19.237	418	1 LAP	1:19.071	351	1 LAP	1:18.957	412	1 LAP	1:19.760	335	1 LAP	1:18.398
316	1:09.929	1:17.741	368	1 LAP	1:18.509	418	1 LAP	1:19.227	422	1 LAP	1:22.281	354	55.329	1:16.668
401	1:10.409	1:17.447	401	1:13.373	1:17.432				402	1 LAP	1:20.769	412	1 LAP	1:18.682
463	1 LAP	1:21.974	316	1:13.683	1:18.222				409	2 LAPS	1:23.772			

Weather / Track : Bright / Dry

Donington Park National
Circuit Length = 1.9791 miles
Start: 09:03 End: 10:06

Dutch Supercar Challenge

RACE 9 - LAP CHART

Lap 31			Lap 32			Lap 33			Lap 34			Lap 35		
No	Behind	Laptime	No	Behind	Laptime	No	Behind	Laptime	No	Behind	Laptime	No	Behind	Laptime
308		1:17.031	308		1:14.669	308		1:13.619	308		1:16.492	308		1:15.599
402	2 LAPS	1:20.970	402	2 LAPS	1:18.349	402	2 LAPS	1:17.526	412	2 LAPS	1:19.565	412	2 LAPS	1:18.793
422	2 LAPS	1:21.370	422	2 LAPS	1:19.389	422	2 LAPS	1:18.841	402	2 LAPS	1:17.106	402	2 LAPS	1:17.773
409	3 LAPS	1:21.881	351	2 LAPS	1:18.824	401	1 LAP	1:17.974	422	2 LAPS	1:19.073	422	2 LAPS	1:19.092
351	2 LAPS	1:18.599	401	1 LAP	1:18.492	351	2 LAPS	1:19.657	401	1 LAP	1:17.937	401	1 LAP	1:18.203
418	2 LAPS	1:18.979	409	3 LAPS	1:22.274	418	2 LAPS	1:18.791	382	2 LAPS	1:17.482	305	21.647	1:16.253
401	1 LAP	1:17.696	418	2 LAPS	1:19.458	409	3 LAPS	1:20.948	351	2 LAPS	1:20.512	382	2 LAPS	1:17.597
316	1 LAP	1:20.111	316	1 LAP	1:17.910	382	2 LAPS	1:16.541	305	20.993	1:16.749	320	22.438	1:16.450
368	2 LAPS	1:19.904	382	2 LAPS	1:15.715	320	19.412	1:16.312	320	21.587	1:18.667	378	22.514	1:13.814
382	2 LAPS	1:17.018	320	16.719	1:15.236	305	20.736	1:15.374	378	24.299	1:14.144	351	2 LAPS	1:20.395
320	16.152	1:17.239	368	2 LAPS	1:20.570	316	1 LAP	1:20.918	409	3 LAPS	1:22.158	316	1 LAP	1:17.984
423	2 LAPS	1:24.778	305	18.981	1:14.133	368	2 LAPS	1:18.864	316	1 LAP	1:18.987	368	2 LAPS	1:19.418
305	19.517	1:15.247	423	2 LAPS	1:20.648	378	26.647	1:13.995	368	2 LAPS	1:19.996	409	3 LAPS	1:22.855
463	2 LAPS	1:20.028	463	2 LAPS	1:19.663	423	2 LAPS	1:20.633	423	2 LAPS	1:20.576	311	37.871	1:17.985
419	2 LAPS	1:19.741	378	26.271	1:15.736	463	2 LAPS	1:19.865	463	2 LAPS	1:19.277	423	2 LAPS	1:20.756
324	4 LAPS	1:20.993	419	2 LAPS	1:20.328	419	2 LAPS	1:19.369	311	35.485	1:17.889	463	2 LAPS	1:20.171
378	25.204	1:14.267	324	4 LAPS	1:20.734	311	34.088	1:15.703	419	2 LAPS	1:19.820	419	2 LAPS	1:19.837
311	30.812	1:15.893	311	32.004	1:15.861	324	4 LAPS	1:21.934	315	1 LAP	1:17.192	315	1 LAP	1:17.608
315	1 LAP	1:16.759	315	1 LAP	1:16.760	315	1 LAP	1:16.432	324	4 LAPS	1:21.322	324	4 LAPS	1:22.796
424	2 LAPS	1:20.867	424	2 LAPS	1:20.229	424	2 LAPS	1:21.597	424	2 LAPS	1:21.955	337	1 LAP	1:19.709
464	2 LAPS	1:22.841	464	2 LAPS	1:21.485	464	2 LAPS	1:21.503	337	1 LAP	1:19.069	424	2 LAPS	1:22.931
337	1 LAP	1:18.613	337	1 LAP	1:19.026	337	1 LAP	1:19.002	333	1 LAP	1:18.092	380	1 LAP	1:18.927
369	50.943	1:17.913	369	54.079	1:17.805	369	59.199	1:18.739	369	1:01.902	1:19.195	354	1:07.349	1:19.313
333	1 LAP	1:16.575	380	1 LAP	1:17.303	333	1 LAP	1:17.716	380	1 LAP	1:19.257	369	1:08.245	1:21.942
380	1 LAP	1:16.947	333	1 LAP	1:18.371	380	1 LAP	1:18.637	354	1:03.635	1:17.024	335	1 LAP	1:19.788
335	1 LAP	1:18.087	335	1 LAP	1:17.245	354	1:03.103	1:17.968	464	2 LAPS	1:24.148	464	2 LAPS	1:24.393
354	56.424	1:18.126	354	58.754	1:16.999	335	1 LAP	1:19.439	335	1 LAP	1:18.611			
412	1 LAP	1:18.692	412	1 LAP	1:19.488									

Weather / Track : Bright / Dry

Donington Park National
Circuit Length = 1.9791 miles
Start: 09:03 End: 10:06

Dutch Supercar Challenge

RACE 9 - LAP CHART

Lap 36			Lap 37			Lap 38			Lap 39			Lap 40		
No	Behind	Laptime	No	Behind	Laptime	No	Behind	Laptime	No	Behind	Laptime	No	Behind	Laptime
308		1:16.243	308		1:16.676	308		1:16.133	308		1:17.411	308		1:17.731
412	2 LAPS	1:19.378	464	3 LAPS	1:22.348	424	3 LAPS	1:22.989	369	1 LAP	1:20.932	335	2 LAPS	1:19.519
402	2 LAPS	1:18.532	412	2 LAPS	1:19.027	464	3 LAPS	1:21.872	424	3 LAPS	1:22.019	369	1 LAP	1:18.273
333	2 LAPS	1:48.158	402	2 LAPS	1:18.084	412	2 LAPS	1:18.192	412	2 LAPS	1:18.046	424	3 LAPS	1:21.033
305	21.735	1:16.331	333	2 LAPS	1:16.997	402	2 LAPS	1:17.405	464	3 LAPS	1:21.962	412	2 LAPS	1:17.185
382	2 LAPS	1:18.365	305	19.969	1:14.910	333	2 LAPS	1:16.243	305	16.157	1:15.131	305	15.248	1:16.822
422	2 LAPS	1:21.790	378	24.727	1:16.468	305	18.437	1:14.601	333	2 LAPS	1:16.707	333	2 LAPS	1:16.920
320	24.870	1:18.675	320	25.287	1:17.093	378	22.034	1:13.440	402	2 LAPS	1:18.103	320	18.669	1:14.435
378	24.935	1:18.664	382	2 LAPS	1:18.743	320	22.892	1:13.738	320	21.965	1:16.484	402	2 LAPS	1:17.958
401	1 LAP	1:21.949	422	2 LAPS	1:21.161	382	2 LAPS	1:16.264	382	2 LAPS	1:15.559	464	3 LAPS	1:24.125
351	2 LAPS	1:19.981	401	1 LAP	1:20.270	401	1 LAP	1:18.069	378	33.045	1:28.422	382	2 LAPS	1:16.554
316	1 LAP	1:18.262	316	1 LAP	1:18.921	422	2 LAPS	1:19.317	401	1 LAP	1:19.926	378	29.345	1:14.031
368	2 LAPS	1:19.750	368	2 LAPS	1:20.850	316	1 LAP	1:18.651	422	2 LAPS	1:19.718	401	1 LAP	1:18.236
409	3 LAPS	1:21.411	311	38.814	1:17.552	311	38.675	1:15.994	316	1 LAP	1:19.397	422	2 LAPS	1:18.832
311	37.938	1:16.310	409	3 LAPS	1:22.372	368	2 LAPS	1:20.270	311	37.336	1:16.072	311	35.673	1:16.068
423	2 LAPS	1:19.884	423	2 LAPS	1:19.640	409	3 LAPS	1:21.208	368	2 LAPS	1:20.462	316	1 LAP	1:18.380
463	2 LAPS	1:20.004	315	1 LAP	1:17.839	315	1 LAP	1:18.367	423	2 LAPS	1:20.057	368	2 LAPS	1:20.126
315	1 LAP	1:20.182	463	2 LAPS	1:20.399	423	2 LAPS	1:20.669	409	3 LAPS	1:22.623	423	2 LAPS	1:20.499
419	2 LAPS	1:21.427	419	2 LAPS	1:19.633	463	2 LAPS	1:20.445	463	2 LAPS	1:19.710	315	1 LAP	1:19.720
324	4 LAPS	1:23.356	351	2 LAPS	1:36.060 P	419	2 LAPS	1:19.949	315	1 LAP	1:22.832	463	2 LAPS	1:20.789
337	1 LAP	1:20.082	324	4 LAPS	1:21.618	324	4 LAPS	1:21.290	419	2 LAPS	1:19.357	419	2 LAPS	1:19.870
380	1 LAP	1:18.730	354	1:09.338	1:17.042	354	1:10.250	1:17.045	380	1 LAP	1:17.034	409	3 LAPS	1:22.354
354	1:08.972	1:17.866	380	1 LAP	1:19.504	380	1 LAP	1:16.152	354	1:11.504	1:18.665	380	1 LAP	1:16.327
369	1:10.597	1:18.595	337	1 LAP	1:20.243	337	1 LAP	1:19.449	324	4 LAPS	1:25.046	354	1:12.247	1:18.474
335	1 LAP	1:18.036	369	1:13.021	1:19.100	335	1 LAP	1:19.041	337	1 LAP	1:19.382			
424	2 LAPS	1:23.838	335	1 LAP	1:17.319									

Weather / Track : Bright / Dry

Donington Park National
Circuit Length = 1.9791 miles
Start: 09:03 End: 10:06

Dutch Supercar Challenge

RACE 9 - LAP CHART

Lap 41			Lap 42			Lap 43			Lap 44			Lap 45		
No	Behind	Laptime	No	Behind	Laptime	No	Behind	Laptime	No	Behind	Laptime	No	Behind	Laptime
308		1:15.957	308		1:14.716	308		1:16.736	305		1:15.603	305		1:14.685
324	5 LAPS	1:22.361	335	2 LAPS	1:18.055	354	1 LAP	1:17.663	320	0.172	1:15.555	320	0.217	1:14.730
335	2 LAPS	1:17.964	337	2 LAPS	1:19.219	423	3 LAPS	1:22.357	337	2 LAPS	1:19.787	423	3 LAPS	1:22.656
337	2 LAPS	1:19.331	369	1 LAP	1:19.268	335	2 LAPS	1:17.905	369	1 LAP	1:19.761	337	2 LAPS	1:19.844
369	1 LAP	1:18.618	324	5 LAPS	1:21.988	337	2 LAPS	1:19.263	308	2.403	1:31.078 P	369	1 LAP	1:19.715
412	2 LAPS	1:17.367	305	15.273	1:14.829	369	1 LAP	1:19.139	412	2 LAPS	1:18.067	412	2 LAPS	1:18.296
305	15.160	1:15.869	320	16.345	1:13.622	324	5 LAPS	1:17.923	378	12.748	1:15.160	378	12.294	1:14.231
320	17.439	1:14.727	412	2 LAPS	1:18.728	305	13.072	1:14.535	333	2 LAPS	1:18.169	382	2 LAPS	1:16.493
424	3 LAPS	1:21.545	333	2 LAPS	1:18.887	320	13.292	1:13.683	382	2 LAPS	1:16.400	333	2 LAPS	1:19.640
333	2 LAPS	1:17.711	402	2 LAPS	1:18.093	412	2 LAPS	1:17.067	402	2 LAPS	1:19.337	402	2 LAPS	1:18.790
402	2 LAPS	1:17.850	424	3 LAPS	1:21.823	333	2 LAPS	1:17.922	311	22.484	1:16.293	311	24.221	1:16.422
382	2 LAPS	1:16.437	382	2 LAPS	1:16.423	378	26.263	1:15.844	424	3 LAPS	1:21.561	424	3 LAPS	1:21.478
464	3 LAPS	1:23.166	378	27.155	1:14.361	382	2 LAPS	1:17.802	401	1 LAP	1:19.074	401	1 LAP	1:19.099
378	27.510	1:14.122	311	36.203	1:15.582	402	2 LAPS	1:19.466	316	1 LAP	1:20.916	316	1 LAP	1:18.765
311	35.337	1:15.621	464	3 LAPS	1:24.776	424	3 LAPS	1:22.457	422	2 LAPS	1:21.008	308	43.595	1:55.877
401	1 LAP	1:18.041	401	1 LAP	1:18.053	311	34.866	1:15.399	464	3 LAPS	1:28.595	422	2 LAPS	1:20.957
422	2 LAPS	1:18.917	316	1 LAP	1:18.399	401	1 LAP	1:18.433	368	2 LAPS	1:21.142	464	3 LAPS	1:24.782
316	1 LAP	1:17.967	422	2 LAPS	1:19.478	464	3 LAPS	1:21.183	380	1 LAP	1:17.838	368	2 LAPS	1:21.529
368	2 LAPS	1:20.257	368	2 LAPS	1:19.610	316	1 LAP	1:18.311	463	2 LAPS	1:20.780	380	1 LAP	1:16.232
463	2 LAPS	1:21.633	463	2 LAPS	1:20.333	422	2 LAPS	1:18.958	315	1 LAP	1:18.362	315	1 LAP	1:17.584
409	3 LAPS	1:21.546	409	3 LAPS	1:21.237	368	2 LAPS	1:20.054	419	2 LAPS	1:19.207	354	1:08.509	1:17.170
419	2 LAPS	1:25.603	315	1 LAP	1:18.960	463	2 LAPS	1:20.645	354	1:06.024	1:17.075	463	2 LAPS	1:20.618
315	1 LAP	1:27.734	380	1 LAP	1:16.160	380	1 LAP	1:16.822	409	3 LAPS	1:21.647	419	2 LAPS	1:18.878
380	1 LAP	1:16.480	419	2 LAPS	1:21.193	315	1 LAP	1:19.412	335	1 LAP	1:18.163	409	3 LAPS	1:22.242
423	2 LAPS	1:32.827				419	2 LAPS	1:19.462				335	1 LAP	1:19.610
354	1:14.388	1:18.098				409	3 LAPS	1:23.730						
						354	1:17.624	1:17.025						
						423	2 LAPS	1:21.425						
						335	1 LAP	1:17.723						

Weather / Track : Bright / Dry

Donington Park National
Circuit Length = 1.9791 miles
Start: 09:03 End: 10:06

Dutch Supercar Challenge

RACE 13 - CLASSIFICATION

POS	NO	CL	NAME	ENTRY	LAPS	TIME	GAP	DIFF	MPH	BEST	ON
1	104	GT	van der HOEK / van DONGEN	Audi R8 LMS GT3 - Brinkmann Motorsport	46	1:00:17.051			90.60	1:06.960	25
2	175	GT	Martin SHORT	Mosler MT900R GT3 - Mosler Europe	46	1:00:57.820	40.769	40.769	89.59	1:05.729	43
3	163	GT	GROUWELS / GROUWELS	Corvette CR5 GT1 - Rudolph Racing	46	1:00:58.463	41.412	0.643	89.58	1:07.627	32
4	108	GT	Diederik SIJTHOFF	Viper SRT10 - Speedtec Motorsport	46	1:01:12.234	55.183	13.771	89.24	1:08.067	41
5	123	GT	Ric WOODHOUSE	Audi A6 V8 - CNC Heads Racing	46	1:01:59.189	1:42.138	46.955	88.11	1:08.250	41
6	101	GT	Alex van t'HOFF	Mosler MT900R GT3 - Mad & Daring team	45	1:00:22.428	1 lap	1 lap	88.50	1:08.769	40
7	105	GT	Rene SNEL	Porsche 911 GT2 - RS Racing	45	1:00:36.385	1 lap	13.957	88.16	1:08.279	26
8	110	GT	HOLDEN / DOWLING	TVR Sagaris V8 GT - Team Holden Racing	45	1:00:36.961	1 lap	0.576	88.15	1:09.710	16
9	238	SS1	Michael DONOVAN	Porsche 997 GT3 - In2Racing	45	1:01:25.667	1 lap	48.706	86.98	1:10.894	13
10	124	GT	Dave BASU	Corvette CR6 GT1 - Zero R Racing	44	58:22.258	2 laps	1 lap	89.50	1:07.201	42
11	107	GT	MARCHAL / GLORIEUX	Aston Martin DBRS9 - Marchal Racing	44	1:00:31.412	2 laps	2:09.154	86.32	1:10.657	27
12	215	SS1	ERTAN / WIJNEN	Porsche 997 GT3 - Carworld Motorsport	44	1:00:36.032	2 laps	4.620	86.21	1:10.938	26
13	255	SS1	Barry MAESSEN	Ford Mondeo MW V8 - Van Berlo Racing	44	1:01:18.512	2 laps	42.480	85.22	1:13.208	28
14	248	SS1	WEBB / WEBB	BMW E46 GTR - Team Webb	44	1:01:18.691	2 laps	0.179	85.21	1:12.100	40
15	177	GT	TAS / BOUWHUIS	Mosler MT900R GT3 - Carworld Motorsport	43	57:30.178	3 laps	1 lap	88.79	1:07.842	25
16	202	SS1	NATHAN / van LAGEN	Porsche 997 GT3 - FE Racing	43	1:00:10.767	3 laps	2:40.589	84.84	1:10.119	18
17	212	SS1	Gary FURST	Mitsubishi Lancer Evolution 9 - Gary Furst	42	1:00:51.147	4 laps	1 lap	81.95	1:16.327	28
18	203	SS1	Kees KREIJNE	Aston Martin Vantage - DDG Motorsports	42	1:01:27.211	4 laps	36.064	81.15	1:12.699	37
19	116	GT	KOHLER / STORM	Porsche RSR GT2 - Lammertink Porsche	41	1:00:41.233	5 laps	1 lap	80.22	1:13.295	18
20	209	SS1	Dirk SCHULZ	Porsche 997 GT3 - Topper Team	41	1:01:08.979	5 laps	27.746	79.61	1:14.363	19
21	251	SS1	Jacky van der ENDE	Ford Mondeo MW V6 - Van Berlo Racing	39	55:04.195	7 laps	2 laps	84.09	1:12.314	19
22	260	SS1	SCHRYVERS / van der DONK	Ford Mondeo MW V6 - Kuijpers Racing	36	51:25.165	10 laps	3 laps	83.13	1:13.842	25
23	133	GT	Rick ABRESCH	Corvette CR6 GT1 - Mad & Daring team	35	48:06.094	11 laps	1 lap	86.40	1:07.603	29

NOT CLASSIFIED

DNC	201	SS1	FRIJNS / FRIJNS	Porsche 997 GT3 - Carworld Motorsport	33	53:16.955	13 laps	2 laps	73.54	1:11.080	27
DNC	205	SS1	Bert van der ZWEERD	BMW M3 Silhouette - JR Motorsport	31	44:47.014	15 laps	2 laps	82.19	1:10.064	19
DNC	171	GT	Kevin RILEY	Mosler MT900R GT3 - Kevin Riley Motorsport	30	42:46.015	16 laps	1 lap	83.29	1:08.614	22
DNC	102	GT	Cor EUSER	Marcos LM600 - Marcos Racing International	28	1:01:19.105	18 laps	2 laps	54.22	1:05.967	13
DNC	144	GT	LANDA / PETAK	Attack Praga R4 - Race 4 Slovakia	26	40:56.161	20 laps	2 laps	75.41	1:10.961	17
DNC	132	GT	Jan VERSLUIS	Ferrari F430 GT2 - VEKA Racing	25	47:13.130	21 laps	1 lap	62.86	1:09.502	24
DNC	253	SS1	Nelson van der POL	Ford Mondeo MW V6 - BRL Association	1	1:45.618	45 laps	24 laps	67.45		
DNC	145	GT	KVETNANSKY / SEDLAK	Attack R4 - Race 4 Slovakia	1	18:13.118	45 laps	16:27.500	6.51		
DNC	247	SS1	Martin WEBB	BMW E46 GTR - Team Webb	0						

FASTEST LAP

175	GT	Martin SHORT	Mosler MT900R GT3 - Mosler Europe	43	1:05.729	108.39 mph	174.44 kph
205	SS1	Bert van der ZWEERD	BMW M3 Silhouette - JR Motorsport	19	1:10.064	101.68 mph	163.65 kph

Car 123 - 35 seconds penalty - Pitstop infringement
 Car 175 - 30 seconds penalty - Overtaking under yellow flags

Weather / Track : Bright / Dry

These results are provisional until the conclusion of any judicial and technical matters.

Donington Park National
 Circuit Length = 1.9791 miles
 Start: 12:06 End: 13:09

Clerk of Course :		Timekeeper :	
-------------------	--	--------------	--

Dutch Supercar Challenge

RACE 13 - LAP CHART

Lap 1			Lap 2			Lap 3			Lap 4			Lap 5		
No	Behind	Laptime	No	Behind	Laptime	No	Behind	Laptime	No	Behind	Laptime	No	Behind	Laptime
108		1:17.781	108		1:29.381	108		2:08.122	108		2:06.924	108		2:04.091
102	0.564	1:18.345	102	0.954	1:29.771	102	0.939	2:08.107	102	0.960	2:06.945	102	0.814	2:03.945
175	1.170	1:18.951	175	2.031	1:30.242	175	2.146	2:08.237	175	1.858	2:06.636	175	1.756	2:03.989
104	2.389	1:20.170	104	2.704	1:29.696	104	3.932	2:09.350	104	2.870	2:05.862	104	3.893	2:05.114
101	5.151	1:22.932	205	6.211	1:29.785	205	5.866	2:07.777	205	4.611	2:05.669	205	4.753	2:04.233
163	5.343	1:23.124	101	7.828	1:32.058	101	6.645	2:06.939	101	5.529	2:05.808	101	5.745	2:04.307
205	5.807	1:23.588	238	11.698	1:34.758	238	7.925	2:04.349	238	6.283	2:05.282	238	6.377	2:04.185
238	6.321	1:24.102	110	12.222	1:34.162	110	8.699	2:04.599	110	7.156	2:05.381	110	7.552	2:04.487
110	7.441	1:25.222	177	14.272	1:34.475	177	10.006	2:03.856	177	8.277	2:05.195	177	8.351	2:04.165
177	9.178	1:26.959	107	19.109	1:38.943	107	10.988	2:00.001	107	8.527	2:04.463	107	9.220	2:04.784
107	9.547	1:27.328	163	19.598	1:43.636 P	133	12.172	1:59.704	133	9.800	2:04.552	133	10.507	2:04.798
202	9.702	1:27.483	133	20.590	1:39.224	251	13.167	2:00.030	251	10.813	2:04.570	251	11.634	2:04.912
215	10.535	1:28.316	251	21.259	1:39.180	202	14.418	2:00.847	202	11.848	2:04.354	202	13.324	2:05.567
133	10.747	1:28.528	202	21.693	1:41.372	215	15.296	2:01.422	215	12.883	2:04.511	215	14.732	2:05.940
251	11.460	1:29.241	215	21.996	1:40.842	255	16.440	2:02.272	255	13.604	2:04.088	255	15.532	2:06.019
255	12.026	1:29.807	255	22.290	1:39.645	116	17.262	2:02.223	116	14.229	2:03.891	116	15.961	2:05.823
116	13.864	1:31.645	144	22.742	1:34.506	260	18.136	2:00.952	260	15.180	2:03.968	260	16.869	2:05.780
105	15.124	1:32.905	116	23.161	1:38.678	201	18.812	2:01.382	201	16.300	2:04.412	201	17.933	2:05.724
260	16.641	1:34.422	260	25.306	1:38.046	171	20.847	1:57.617	171	18.522	2:04.599	171	19.116	2:04.685
201	16.936	1:34.717	201	25.552	1:37.997	203	21.398	1:57.143	203	19.097	2:04.623	203	20.146	2:05.140
144	17.617	1:35.398	171	31.352	1:41.160	212	22.172	1:57.115	212	20.154	2:04.906	212	20.843	2:04.780
209	17.705	1:35.486	105	31.699	1:45.956 P	248	23.157	1:57.395	248	20.862	2:04.629	248	21.533	2:04.762
203	18.549	1:36.330	203	32.377	1:43.209	123	24.327	1:58.135	123	22.334	2:04.931	123	23.416	2:05.173
171	19.573	1:37.354	209	32.842	1:44.518 P	124	25.705	1:54.792	124	23.861	2:05.080	124	24.631	2:04.861
248	21.006	1:38.787	212	33.179	1:41.021	144	26.103	2:11.483	144	24.604	2:05.425	144	25.365	2:04.852
212	21.539	1:39.320	248	33.884	1:42.259	163	50.174	2:38.698	132	1 LAP	4:01.864	132	1 LAP	2:04.242
123	22.087	1:39.868	123	34.314	1:41.608	105	1:00.166	2:36.589	209	1 LAP	4:09.079	209	1 LAP	2:05.026
132	27.757	1:45.538	124	39.035	1:39.407				163	27.974	1:44.724	163	28.409	2:04.526
253	27.837	1:45.618	132	39.339	1:40.963 P				105	29.048	1:35.806	105	28.846	2:03.889
124	29.009	1:46.790												

Weather / Track : Bright / Dry

Donington Park National
Circuit Length = 1.9791 miles
Start: 12:06 End: 13:09

Dutch Supercar Challenge

RACE 13 - LAP CHART

Lap 6			Lap 7			Lap 8			Lap 9			Lap 10		
No	Behind	Laptime	No	Behind	Laptime	No	Behind	Laptime	No	Behind	Laptime	No	Behind	Laptime
108		1:58.591	108		1:55.896	108		1:51.522	102		1:10.388	102		1:08.440
102	0.792	1:58.569	102	0.653	1:55.757	102	0.366	1:51.235	175	2.007	1:12.179	175	4.046	1:10.479
175	1.655	1:58.490	175	1.619	1:55.860	175	0.582	1:50.485	209	2 LAPS	2:39.344	104	10.553	1:12.478
104	3.157	1:57.855	104	3.014	1:55.753	104	1.262	1:49.770	104	6.515	1:16.007	108	12.299	1:13.554
205	4.217	1:58.055	205	3.695	1:55.374	205	1.781	1:49.608	108	7.185	1:17.939	110	13.820	1:13.388
101	5.061	1:57.907	101	4.460	1:55.295	101	2.008	1:49.070	205	8.721	1:17.694	205	15.257	1:14.976
238	5.777	1:57.991	238	5.149	1:55.268	238	2.091	1:48.464	110	8.872	1:17.078	238	16.298	1:14.987
110	6.634	1:57.673	110	5.871	1:55.133	110	2.548	1:48.199	238	9.751	1:18.414	209	2 LAPS	1:22.169
177	7.754	1:57.994	177	6.917	1:55.059	177	3.744	1:48.349	177	12.063	1:19.073	177	18.848	1:15.225
107	8.489	1:57.860	107	7.640	1:55.047	107	5.648	1:49.530	101	13.030	1:21.776	101	24.383	1:19.793
133	9.388	1:57.472	133	8.381	1:54.889	133	6.332	1:49.473	215	15.793	1:18.152	215	24.694	1:17.341
251	10.379	1:57.336	251	9.329	1:54.846	251	6.911	1:49.104	255	16.258	1:18.143	255	24.967	1:17.149
202	11.229	1:56.496	202	10.016	1:54.683	202	7.281	1:48.787	116	19.534	1:20.064	202	1 LAP	2:38.776
215	12.411	1:56.270	215	11.859	1:55.344	215	8.395	1:48.058	251	20.071	1:23.914	116	28.103	1:17.009
255	13.468	1:56.527	255	12.614	1:55.042	255	8.869	1:47.777	201	20.323	1:20.269	124	28.692	1:14.713
116	13.942	1:56.572	116	13.185	1:55.139	116	10.224	1:48.561	171	21.297	1:19.211	251	28.897	1:17.266
260	14.832	1:56.554	260	13.978	1:55.042	260	10.794	1:48.338	124	22.419	1:18.179	171	29.566	1:16.709
201	15.736	1:56.394	201	14.939	1:55.099	201	10.808	1:47.391	107	23.706	1:28.812	201	29.719	1:17.836
171	19.123	1:58.598	171	17.689	1:54.462	171	12.840	1:46.673	248	25.728	1:21.759	107	30.377	1:15.111
203	19.609	1:58.054	203	18.354	1:54.641	203	13.442	1:46.610	144	26.342	1:20.977	144	31.322	1:13.420
212	20.402	1:58.150	212	19.334	1:54.828	212	14.422	1:46.610	123	27.119	1:22.249	123	32.287	1:13.608
248	21.428	1:58.486	248	19.971	1:54.439	248	14.723	1:46.274	203	27.277	1:24.589	105	34.754	1:15.644
123	23.228	1:58.403	123	21.882	1:54.550	124	14.994	1:44.223	105	27.550	1:21.940	163	35.752	1:15.842
124	24.274	1:58.234	124	22.293	1:53.915	123	15.624	1:45.264	163	28.350	1:15.518	248	35.926	1:18.638
144	24.855	1:58.081	144	23.122	1:54.163	144	16.119	1:44.519	212	28.352	1:24.684	203	38.071	1:19.234
132	1 LAP	1:59.241	105	24.151	1:50.420	105	16.364	1:43.735	260	29.172	1:29.132	260	38.329	1:17.597
209	1 LAP	1:59.386	132	1 LAP	1:54.007 P	163	23.586	1:18.559	133	35.351	1:39.773	133	38.486	1:11.575
105	29.627	1:59.372	209	1 LAP	1:53.938 P	132	1 LAP	2:10.336	132	1 LAP	1:15.229	212	39.718	1:19.806
163	32.163	2:02.345 P	163	56.549	2:20.282							132	1 LAP	1:12.460
												145	9 LAPS	18:13.118 P

Weather / Track : Bright / Dry

Donington Park National
Circuit Length = 1.9791 miles
Start: 12:06 End: 13:09

Dutch Supercar Challenge

RACE 13 - LAP CHART

Lap 11			Lap 12			Lap 13			Lap 14			Lap 15		
No	Behind	Laptime	No	Behind	Laptime	No	Behind	Laptime	No	Behind	Laptime	No	Behind	Laptime
102		1:06.657	102		1:06.088	102		1:05.967	102		1:07.141	102		1:14.233 P
175	6.801	1:09.412	175	8.131	1:07.418	175	9.587	1:07.423	212	1 LAP	1:18.294	175	3.480	1:07.470
104	13.242	1:09.346	104	15.476	1:08.322	104	17.642	1:08.133	175	10.243	1:07.797	212	1 LAP	1:17.183
108	17.090	1:11.448	108	20.578	1:09.576	108	24.067	1:09.456	144	1 LAP	1:37.594	144	1 LAP	1:12.801
110	19.156	1:11.993	110	23.802	1:10.734	110	29.331	1:11.496	104	18.665	1:08.164	104	12.929	1:08.497
205	21.324	1:12.724	205	26.750	1:11.514	205	31.669	1:10.886	108	26.205	1:09.279	203	1 LAP	1:38.161 P
238	22.470	1:12.829	238	28.323	1:11.941	238	33.250	1:10.894	110	32.742	1:10.552	108	21.892	1:09.920
177	26.938	1:14.747	177	35.786	1:14.936	177	42.175	1:12.356	205	35.203	1:10.675	110	28.839	1:10.330
209	2 LAPS	1:19.521	101	41.040	1:14.013	124	44.236	1:08.914	238	37.318	1:11.209	205	31.541	1:10.571
101	33.115	1:15.389	124	41.289	1:12.172	101	47.038	1:11.965	124	45.732	1:08.637	238	34.391	1:11.306
255	34.312	1:16.002	209	2 LAPS	1:18.862	171	50.838	1:12.541	177	47.057	1:12.023	124	39.520	1:08.021
124	35.205	1:13.170	255	43.143	1:14.919	255	51.289	1:14.113	101	51.021	1:11.124	177	43.458	1:10.634
215	35.395	1:17.358	171	44.264	1:13.196	215	55.341	1:16.483	171	54.367	1:10.670	101	46.819	1:10.031
202	1 LAP	1:15.870	215	44.825	1:15.518	202	1 LAP	1:16.962	255	58.014	1:13.866	171	50.017	1:09.883
171	37.156	1:14.247	202	1 LAP	1:15.062	209	2 LAPS	1:19.940	163	1:02.278	1:10.929	163	56.674	1:08.629
116	37.605	1:16.159	116	46.123	1:14.606	116	57.938	1:17.782	215	1:03.164	1:14.964	255	57.613	1:13.832
251	38.108	1:15.868	201	46.494	1:14.233	201	58.458	1:17.931	202	1 LAP	1:14.621	133	1:02.269	1:10.750
201	38.349	1:15.287	251	47.156	1:15.136	163	58.490	1:16.130	133	1:05.752	1:13.134	215	1:03.138	1:14.207
144	39.770	1:15.105	144	47.320	1:13.638	133	59.759	1:16.127	116	1:06.509	1:15.712	105	1:03.197	1:10.690
105	40.913	1:12.816	105	47.875	1:13.050	251	1:00.274	1:19.085	105	1:06.740	1:13.285	202	1 LAP	1:14.945
123	41.228	1:15.598	163	48.327	1:13.019	105	1:00.596	1:18.688	201	1:08.175	1:16.858	123	1:05.673	1:11.616
107	41.386	1:17.666	123	48.700	1:13.560	123	1:00.860	1:18.127	209	2 LAPS	1:18.364	116	1:05.821	1:13.545
163	41.396	1:12.301	107	49.491	1:14.193	107	1:01.350	1:17.826	123	1:08.290	1:14.571	201	1:06.986	1:13.044
133	44.300	1:12.471	133	49.599	1:11.387	248	1:02.356	1:14.246	251	1:08.856	1:15.723	107	1:07.713	1:13.009
248	45.325	1:16.056	248	54.077	1:14.840	203	1:02.983	1:14.174	107	1:08.937	1:14.728	251	1:08.041	1:13.418
203	46.806	1:15.392	203	54.776	1:14.058	260	1:04.754	1:15.160	248	1:09.414	1:14.199	132	1 LAP	1:12.565
260	47.338	1:15.666	260	55.561	1:14.311	132	1 LAP	1:10.634	132	1 LAP	1:11.871	248	1:10.243	1:15.062
212	50.759	1:17.698	212	1:01.410	1:16.739				260	1:12.788	1:15.175			
132	1 LAP	1:11.121	132	1 LAP	1:10.758									

Weather / Track : Bright / Dry

Donington Park National
Circuit Length = 1.9791 miles
Start: 12:06 End: 13:09

Dutch Supercar Challenge

RACE 13 - LAP CHART

Lap 16			Lap 17			Lap 18			Lap 19			Lap 20		
No	Behind	Laptime	No	Behind	Laptime	No	Behind	Laptime	No	Behind	Laptime	No	Behind	Laptime
175		1:08.685	175		1:09.663	175		1:16.047 P	104		1:08.698	104		1:08.353
260	1 LAP	1:14.910	248	1 LAP	1:13.990	251	1 LAP	1:17.609 P	248	1 LAP	1:14.035	255	1 LAP	1:17.103 P
209	3 LAPS	1:19.572	260	1 LAP	1:13.933	104	1.281	1:08.538	108	13.377	1:09.590	116	1 LAP	1:14.175
144	1 LAP	1:11.774	209	3 LAPS	1:16.512	260	1 LAP	1:16.077 P	203	4 LAPS	4:42.139	107	1 LAP	1:18.511 P
104	10.249	1:09.485	104	8.790	1:08.204	209	3 LAPS	1:17.354 P	144	1 LAP	1:11.836	175	1 LAP	2:25.443
212	1 LAP	1:19.814	144	1 LAP	1:17.863	144	1 LAP	1:10.961	202	3 LAPS	2:47.671	248	1 LAP	1:13.267
108	19.157	1:09.430	108	19.819	1:10.325	108	13.766	1:09.994	110	22.217	1:10.457	201	2 LAPS	2:29.450
110	26.384	1:09.710	212	1 LAP	1:17.135	110	21.739	1:10.780	205	24.609	1:10.064	251	2 LAPS	2:28.079
205	29.535	1:10.159	110	27.006	1:10.285	205	24.524	1:10.514	124	25.115	1:07.713	215	2 LAPS	2:34.081
238	33.267	1:11.041	205	30.057	1:10.185	124	27.381	1:08.790	177	37.769	1:10.852	108	14.858	1:09.834
124	34.764	1:07.409	124	34.638	1:09.537	212	1 LAP	1:21.919 P	238	37.802	1:16.507 P	260	2 LAPS	2:29.274
177	43.081	1:11.788	238	36.005	1:12.401	238	31.274	1:11.316	101	37.838	1:09.028	209	4 LAPS	2:32.416
101	45.456	1:10.802	177	43.255	1:09.837	177	36.896	1:09.688	171	43.886	1:12.848 P	202	3 LAPS	1:11.017
171	48.659	1:10.807	101	45.515	1:09.722	101	38.789	1:09.321	163	45.406	1:12.122 P	203	4 LAPS	1:18.360
102	50.248	2:02.413 P	171	48.052	1:09.056	171	41.017	1:09.012	133	47.681	1:07.716	110	24.306	1:10.442
163	52.912	1:08.403	163	51.375	1:08.126	163	43.263	1:07.935	105	53.520	1:10.509	205	27.604	1:11.348
255	59.266	1:13.818	133	57.823	1:08.206	133	49.944	1:08.168	123	1:01.099	1:09.867	144	1 LAP	1:21.492 P
133	59.280	1:09.176	105	1:00.039	1:09.500	105	52.990	1:08.998	132	1 LAP	1:10.231	124	29.101	1:12.339 P
105	1:00.202	1:09.170	255	1:04.042	1:14.439	123	1:01.211	1:12.315				101	40.873	1:11.388
215	1:04.925	1:13.952	123	1:04.943	1:09.631	255	1:02.488	1:14.493				177	43.601	1:14.185 P
123	1:04.975	1:11.467	107	1:10.686	1:12.507	107	1:05.986	1:11.347				133	47.246	1:07.918
116	1:07.580	1:13.924	116	1:12.618	1:14.701	132	1 LAP	1:10.102				212	2 LAPS	2:39.846
107	1:07.842	1:12.294	132	1 LAP	1:13.855	116	1:09.866	1:13.295				105	1:00.937	1:15.770 P
201	1:08.116	1:13.295	215	1:13.150	1:17.888 P							123	1:02.242	1:09.496
132	1 LAP	1:11.388	201	1:14.785	1:16.332 P							132	1 LAP	1:10.419
251	1:09.258	1:13.382	248	1:15.222	1:12.817									
202	1 LAP	1:17.234 P												

Weather / Track : Bright / Dry

Donington Park National
Circuit Length = 1.9791 miles
Start: 12:06 End: 13:09

Dutch Supercar Challenge

RACE 13 - LAP CHART

Lap 21			Lap 22			Lap 23			Lap 24			Lap 25		
No	Behind	Laptime	No	Behind	Laptime	No	Behind	Laptime	No	Behind	Laptime	No	Behind	Laptime
104		1:11.455 P	108		1:15.181 P	205		1:13.861 P	175		1:07.946	175		1:09.782
175	1 LAP	1:09.086	107	2 LAPS	2:34.052	248	2 LAPS	2:40.551	104	10.055	1:07.871	123	1 LAP	1:10.973
116	1 LAP	1:16.775 P	202	3 LAPS	1:10.193	209	4 LAPS	1:14.363	238	1 LAP	1:11.386	116	2 LAPS	1:18.639
201	2 LAPS	1:12.872	260	2 LAPS	1:14.571	203	4 LAPS	1:14.511	212	2 LAPS	1:16.415	104	7.233	1:06.960
251	2 LAPS	1:12.314	205	8.948	1:10.434	124	1 LAP	1:07.300	132	2 LAPS	1:10.507	238	1 LAP	1:11.443
108	13.354	1:09.951	110	10.518	1:15.829 P	144	3 LAPS	3:43.053	201	1 LAP	1:11.533	132	2 LAPS	1:10.706
215	2 LAPS	1:12.506	209	4 LAPS	1:14.769	177	1 LAP	1:08.008	215	1 LAP	1:11.031	205	1 LAP	3:14.467
248	1 LAP	1:17.756 P	203	4 LAPS	1:14.447	163	1 LAP	1:08.680	107	1 LAP	1:11.090	212	2 LAPS	1:17.007
260	2 LAPS	1:14.157	124	1 LAP	2:33.259	116	2 LAPS	3:03.742	251	1 LAP	1:12.927	201	1 LAP	1:11.819
202	3 LAPS	1:10.119	133	27.145	1:11.901 P	171	1 LAP	1:08.614	202	2 LAPS	1:11.283	215	1 LAP	1:11.211
110	23.224	1:10.373	177	1 LAP	2:25.800	101	1 LAP	2:42.477	255	1 LAP	1:13.361	107	1 LAP	1:12.415
205	27.049	1:10.900	163	1 LAP	1:08.284	105	1 LAP	1:10.620	124	37.678	1:07.826	202	2 LAPS	1:10.994
209	4 LAPS	1:15.821	171	1 LAP	1:10.489	123	1 LAP	2:21.455	260	1 LAP	1:14.258	251	1 LAP	1:13.483
203	4 LAPS	1:15.809	105	1 LAP	2:25.810	175	37.496	1:08.052	108	42.564	1:09.536	124	35.396	1:07.500
101	42.670	1:13.252 P	212	2 LAPS	1:19.645	212	2 LAPS	1:17.920	248	1 LAP	1:14.703	255	1 LAP	1:13.460
133	43.779	1:07.988	175	52.253	1:07.919	238	1 LAP	1:11.594	177	46.321	1:08.150	108	41.945	1:09.163
163	1 LAP	2:28.260	238	1 LAP	1:13.158	104	47.626	1:07.731	203	3 LAPS	1:13.400	260	1 LAP	1:14.382
212	2 LAPS	1:17.581	104	1:02.704	2:31.239	132	2 LAPS	2:32.483	163	51.127	1:09.395	177	44.381	1:07.842
171	1 LAP	2:35.907	201	1 LAP	1:11.577	201	1 LAP	1:11.325	110	52.470	1:13.002	248	1 LAP	1:12.789
123	1:04.703	1:13.916 P	215	1 LAP	1:11.933	215	1 LAP	1:11.722	144	2 LAPS	1:16.713	163	49.943	1:08.598
238	1 LAP	2:53.569	251	1 LAP	1:13.343	107	1 LAP	1:11.088	133	54.364	1:08.433	133	53.332	1:08.750
132	1 LAP	1:14.045 P	107	1 LAP	1:11.824	251	1 LAP	1:12.978	209	3 LAPS	1:17.251	203	3 LAPS	1:13.774
175	1:12.869	1:08.127	255	1 LAP	1:14.686	202	2 LAPS	1:11.590	171	1:01.762	1:09.792	110	54.214	1:11.526
201	1 LAP	1:12.827	202	2 LAPS	1:10.367	255	1 LAP	1:14.185	101	1:08.201	1:10.536	144	2 LAPS	1:12.926
251	1 LAP	1:14.201	260	1 LAP	1:13.970	260	1 LAP	1:14.114	105	1:08.878	1:10.410	209	3 LAPS	1:14.885
215	1 LAP	1:12.570				124	1:15.294	1:08.433				171	1:02.437	1:10.457
255	1 LAP	2:37.609				248	1 LAP	1:12.953				101	1:07.343	1:08.924
						108	1:18.470	2:41.279						
						203	3 LAPS	1:15.370						
						144	2 LAPS	1:14.282						
						177	1:23.613	1:09.003						
						209	3 LAPS	1:17.989						

Weather / Track : Bright / Dry

Donington Park National
Circuit Length = 1.9791 miles
Start: 12:06 End: 13:09

Dutch Supercar Challenge

RACE 13 - LAP CHART

Lap 26			Lap 27			Lap 28			Lap 29			Lap 30		
No	Behind	Laptime	No	Behind	Laptime	No	Behind	Laptime	No	Behind	Laptime	No	Behind	Laptime
175		1:08.820	175		1:09.130	175		1:08.776	175		1:08.964	175		1:09.669
105	1 LAP	1:11.242	105	1 LAP	1:08.279	144	3 LAPS	1:17.393	101	1 LAP	1:09.955	101	1 LAP	1:10.600
123	1 LAP	1:10.526	123	1 LAP	1:08.473	105	1 LAP	1:10.871	105	1 LAP	1:09.395	171	1 LAP	1:13.550
104	6.048	1:07.635	104	4.233	1:07.315	123	1 LAP	1:10.694	123	1 LAP	1:09.417	105	1 LAP	1:08.810
116	2 LAPS	1:16.729	116	2 LAPS	1:15.635	104	6.332	1:10.875	104	6.222	1:08.854	123	1 LAP	1:09.924
238	1 LAP	1:11.572	238	1 LAP	1:12.402	209	4 LAPS	1:19.009	209	4 LAPS	1:16.798	104	4.495	1:07.942
132	2 LAPS	1:09.502	205	1 LAP	1:10.707	238	1 LAP	1:12.242	238	1 LAP	1:11.740	203	4 LAPS	1:15.299
205	1 LAP	1:10.694	201	1 LAP	1:11.263	205	1 LAP	1:11.667	205	1 LAP	1:10.741	209	4 LAPS	1:16.266
201	1 LAP	1:12.044	215	1 LAP	1:10.938	116	2 LAPS	1:18.171	144	3 LAPS	1:41.468 P	238	1 LAP	1:11.568
215	1 LAP	1:11.347	107	1 LAP	1:10.822	201	1 LAP	1:11.080	116	2 LAPS	1:16.036	205	1 LAP	1:10.749
212	2 LAPS	1:16.913	202	2 LAPS	1:11.611	215	1 LAP	1:11.388	201	1 LAP	1:12.598	201	1 LAP	1:13.292
107	1 LAP	1:11.451	124	36.459	1:10.357	107	1 LAP	1:10.657	215	1 LAP	1:11.396	124	38.824	1:12.210
202	2 LAPS	1:10.523	212	2 LAPS	1:18.276	124	35.994	1:08.311	124	36.283	1:09.253	215	1 LAP	1:13.570
124	35.232	1:08.656	251	1 LAP	1:13.000	202	2 LAPS	1:10.843	107	1 LAP	1:11.384	107	1 LAP	1:12.027
251	1 LAP	1:12.955	108	43.768	1:10.507	108	44.552	1:09.560	202	2 LAPS	1:10.625	202	2 LAPS	1:11.319
255	1 LAP	1:13.855	177	44.156	1:09.703	177	45.651	1:10.271	108	43.826	1:08.238	108	43.183	1:09.026
108	42.391	1:09.266	255	1 LAP	1:18.164	251	1 LAP	1:15.531	177	44.648	1:07.961	177	44.855	1:09.876
177	43.583	1:08.022	133	52.394	1:09.194	212	2 LAPS	1:16.848	133	50.527	1:07.603	116	2 LAPS	1:20.901
260	1 LAP	1:13.842	163	53.144	1:10.776	133	51.888	1:08.270	251	1 LAP	1:13.472	133	48.483	1:07.625
163	51.498	1:10.375	260	1 LAP	1:14.530	163	52.405	1:08.037	163	51.579	1:08.138	163	49.561	1:07.651
133	52.330	1:07.818	248	1 LAP	1:13.779	255	1 LAP	1:14.285	212	2 LAPS	1:17.323	251	1 LAP	1:13.450
248	1 LAP	1:13.413	110	1:00.631	1:12.428	260	1 LAP	1:14.005	255	1 LAP	1:13.208	212	2 LAPS	1:16.327
110	57.333	1:11.939	203	3 LAPS	1:13.765	248	1 LAP	1:13.171	260	1 LAP	1:13.900	255	1 LAP	1:13.404
203	3 LAPS	1:14.375	171	1:05.535	1:10.369	110	1:02.783	1:10.928	110	1:04.904	1:11.085	110	1:06.710	1:11.475
144	2 LAPS	1:14.438	101	1:08.038	1:09.483	171	1:07.137	1:10.378	248	1 LAP	1:13.053			
171	1:04.296	1:10.679				203	3 LAPS	1:13.169						
101	1:07.685	1:09.162												
209	3 LAPS	1:16.028												

Weather / Track : Bright / Dry

Donington Park National
Circuit Length = 1.9791 miles
Start: 12:06 End: 13:09

Dutch Supercar Challenge

RACE 13 - LAP CHART

Lap 31			Lap 32			Lap 33			Lap 34			Lap 35		
No	Behind	Laptime	No	Behind	Laptime	No	Behind	Laptime	No	Behind	Laptime	No	Behind	Laptime
175		1:08.944	175		1:08.995	175		1:07.016	175		1:14.225	104		1:11.849
260	2 LAPS	1:14.719	110	1 LAP	1:11.643	110	1 LAP	1:11.236	101	1 LAP	1:09.467	251	2 LAPS	1:15.187
248	2 LAPS	1:12.874	255	2 LAPS	1:14.825	101	1 LAP	1:10.005	251	2 LAPS	1:18.039	105	1 LAP	1:13.492
101	1 LAP	1:08.958	101	1 LAP	1:09.623	105	1 LAP	1:08.921	110	1 LAP	1:11.908	116	3 LAPS	1:21.739
105	1 LAP	1:08.462	248	2 LAPS	1:13.551	255	2 LAPS	1:14.600	105	1 LAP	1:09.967	255	2 LAPS	1:13.741
123	1 LAP	1:09.292	105	1 LAP	1:13.167	123	1 LAP	1:09.038	123	1 LAP	1:08.802	248	2 LAPS	1:15.093
104	4.452	1:08.901	123	1 LAP	1:12.148	104	10.058	1:09.393	104	4.622	1:08.789	260	2 LAPS	1:14.301
171	1 LAP	1:12.784	104	7.681	1:12.224	248	2 LAPS	1:15.407	255	2 LAPS	1:15.083	203	4 LAPS	1:13.572
203	4 LAPS	1:14.307	260	2 LAPS	1:17.233	260	2 LAPS	1:14.141	248	2 LAPS	1:15.175	212	3 LAPS	1:16.629
238	1 LAP	1:11.894	212	3 LAPS	1:25.565	212	3 LAPS	1:16.924	260	2 LAPS	1:14.335	124	24.576	1:07.750
205	1 LAP	1:11.192	203	4 LAPS	1:13.970	203	4 LAPS	1:13.201	203	4 LAPS	1:14.470	175	27.851	1:44.322
209	4 LAPS	1:16.281	238	1 LAP	1:12.107	238	1 LAP	1:11.836	212	3 LAPS	1:16.997	238	1 LAP	1:12.874
124	38.079	1:08.199	124	37.442	1:08.358	124	38.191	1:07.765	124	33.297	1:09.331	108	37.311	1:08.747
201	1 LAP	1:11.196	209	4 LAPS	1:17.553	201	1 LAP	1:11.809	238	1 LAP	1:12.895	177	38.851	1:09.023
215	1 LAP	1:11.673	201	1 LAP	1:11.460	209	4 LAPS	1:15.918	108	45.035	1:10.636	133	39.266	1:08.707
107	1 LAP	1:11.748	215	1 LAP	1:11.622	215	1 LAP	1:10.961	177	46.299	1:11.271	163	44.886	1:12.068
202	2 LAPS	1:11.700	107	1 LAP	1:11.577	108	48.624	1:09.795	133	47.030	1:09.660	107	1 LAP	1:10.972
108	43.372	1:09.133	108	45.845	1:11.468	177	49.253	1:09.984	215	1 LAP	1:14.765	215	1 LAP	1:13.764
177	44.963	1:09.052	177	46.285	1:10.317	107	1 LAP	1:13.199	163	49.289	1:11.187	202	2 LAPS	1:11.903
133	51.555	1:12.016	202	2 LAPS	1:12.928	202	2 LAPS	1:11.769	107	1 LAP	1:14.021	209	4 LAPS	1:15.668
163	52.587	1:11.970	133	50.695	1:08.135	133	51.595	1:07.916	202	2 LAPS	1:13.873	101	1:06.142	1:09.835
116	2 LAPS	1:18.149	163	51.219	1:07.627	163	52.327	1:08.124	209	4 LAPS	1:18.263	123	1:08.925	1:09.753
251	1 LAP	1:13.593	205	1 LAP	1:36.203 P	116	2 LAPS	1:17.776	132	9 LAPS	9:59.063 P			
			116	2 LAPS	1:17.098				101	1:12.778	1:12.721			
			251	1 LAP	1:13.771				110	1:15.426	1:13.109			
									123	1:15.643	1:11.823			

Weather / Track : Bright / Dry

Donington Park National
 Circuit Length = 1.9791 miles
 Start: 12:06 End: 13:09

Dutch Supercar Challenge

RACE 13 - LAP CHART

Lap 36			Lap 37			Lap 38			Lap 39			Lap 40		
No	Behind	Laptime	No	Behind	Laptime	No	Behind	Laptime	No	Behind	Laptime	No	Behind	Laptime
104		1:10.965	104		1:07.855	104		1:09.472	104		1:10.608	104		1:09.921
110	1 LAP	1:12.461	110	1 LAP	1:11.292	110	1 LAP	1:11.641	209	5 LAPS	1:18.391	201	7 LAPS	7:32.609 P
251	2 LAPS	1:13.771	105	1 LAP	1:10.024	105	1 LAP	1:10.398	102	19 LAPS	1:09.975	101	1 LAP	1:11.558
105	1 LAP	1:13.426	102	19 LAPS	1:08.181	102	19 LAPS	1:07.346	110	1 LAP	1:11.114	102	19 LAPS	1:09.063
102	19 LAPS	23:52.281	251	2 LAPS	1:14.281	251	2 LAPS	1:13.864	105	1 LAP	1:11.924	105	1 LAP	1:10.905
255	2 LAPS	1:14.826	255	2 LAPS	1:13.634	255	2 LAPS	1:13.271	251	2 LAPS	1:14.291	110	1 LAP	1:12.390
116	3 LAPS	1:20.562	248	2 LAPS	1:15.187	248	2 LAPS	1:13.011	255	2 LAPS	1:14.586	209	5 LAPS	1:16.644
248	2 LAPS	1:13.636	260	2 LAPS	1:15.259	175	27.477	1:10.068	175	26.076	1:09.207	251	2 LAPS	1:14.318
260	2 LAPS	1:14.317	124	26.173	1:11.474	124	27.755	1:11.054	124	33.671	1:16.524	175	25.790	1:09.635
203	4 LAPS	1:14.198	175	26.881	1:08.520	260	2 LAPS	1:14.794	248	2 LAPS	1:19.383	255	2 LAPS	1:15.777
124	22.554	1:08.943	203	4 LAPS	1:15.024	203	4 LAPS	1:12.998	108	37.736	1:10.363	124	31.364	1:07.614
175	26.216	1:09.330	116	3 LAPS	1:26.447 P	108	37.981	1:09.189	177	37.945	1:10.365	108	37.332	1:09.517
212	3 LAPS	1:16.793	108	38.264	1:10.917	177	38.188	1:08.919	203	4 LAPS	1:17.116	177	37.990	1:09.966
238	1 LAP	1:12.179	177	38.741	1:09.927	163	41.347	1:08.417	163	39.051	1:08.312	163	38.420	1:09.290
108	35.202	1:08.856	238	1 LAP	1:13.989	238	1 LAP	1:12.492	116	4 LAPS	2:28.147	248	2 LAPS	1:15.125
177	36.669	1:08.783	163	42.402	1:08.192	212	3 LAPS	1:16.629	238	1 LAP	1:12.235	203	4 LAPS	1:12.959
163	42.065	1:08.144	212	3 LAPS	1:21.057	107	1 LAP	1:11.715	202	2 LAPS	1:12.765	238	1 LAP	1:14.003
107	1 LAP	1:11.290	107	1 LAP	1:11.885	202	2 LAPS	1:11.484	107	1 LAP	1:13.741	116	4 LAPS	1:18.314
202	2 LAPS	1:11.891	202	2 LAPS	1:10.593	215	1 LAP	1:11.927	215	1 LAP	1:13.446	202	2 LAPS	1:10.277
215	1 LAP	1:12.610	215	1 LAP	1:11.539	123	1:09.273	1:11.964	212	3 LAPS	1:18.641	107	1 LAP	1:12.298
209	4 LAPS	1:16.183	209	4 LAPS	1:16.480	101	1:10.433	1:10.598	123	1:07.433	1:08.768	215	1 LAP	1:12.240
101	1:06.132	1:10.955	123	1:06.781	1:08.319							212	3 LAPS	1:16.859
123	1:06.317	1:08.357	101	1:09.307	1:11.030							123	1:05.956	1:08.444

Weather / Track : Bright / Dry

Donington Park National
Circuit Length = 1.9791 miles
Start: 12:06 End: 13:09

Dutch Supercar Challenge

RACE 13 - LAP CHART

Lap 41			Lap 42			Lap 43			Lap 44			Lap 45		
No	Behind	Laptime	No	Behind	Laptime	No	Behind	Laptime	No	Behind	Laptime	No	Behind	Laptime
104		1:08.042	104		1:08.823	104		1:08.717	104		1:14.246	104		1:11.910
101	1 LAP	1:08.769	102	19 LAPS	1:08.697	102	19 LAPS	1:06.497	101	1 LAP	1:13.416	101	1 LAP	1:11.350
102	19 LAPS	1:05.990	101	1 LAP	1:10.029	101	1 LAP	1:08.795	107	2 LAPS	1:17.468	107	2 LAPS	1:16.625
105	1 LAP	1:10.255	212	4 LAPS	1:19.228	105	1 LAP	1:11.113	116	5 LAPS	1:23.395	116	5 LAPS	1:17.636
110	1 LAP	1:11.257	105	1 LAP	1:10.077	212	4 LAPS	1:17.557	215	2 LAPS	1:23.906	175	12.720	1:09.508
209	5 LAPS	1:16.303	110	1 LAP	1:10.725	110	1 LAP	1:10.391	105	1 LAP	1:13.931	215	2 LAPS	1:16.617
175	24.661	1:06.913	175	23.912	1:08.074	175	20.924	1:05.729	110	1 LAP	1:13.366	105	1 LAP	1:12.208
124	32.464	1:09.142	209	5 LAPS	1:16.113	124	31.314	1:09.189	175	15.122	1:08.444	110	1 LAP	1:12.565
255	2 LAPS	1:14.452	124	30.842	1:07.201	209	5 LAPS	1:15.753	212	4 LAPS	1:18.840	212	4 LAPS	1:18.146
108	37.357	1:08.067	163	38.675	1:07.814	163	37.843	1:07.885	124	26.781	1:09.713	163	34.035	1:09.557
163	39.684	1:09.306	177	41.595	1:10.452	177	48.947	1:16.069 P	163	36.388	1:12.791	209	5 LAPS	1:17.872
177	39.966	1:10.018	108	42.055	1:13.521 P	255	2 LAPS	1:16.864	209	5 LAPS	1:18.873	108	54.041	1:10.998
251	2 LAPS	1:26.727 P	255	2 LAPS	1:15.464	248	2 LAPS	1:14.838	255	2 LAPS	1:15.641	255	2 LAPS	1:15.725
248	2 LAPS	1:12.558	248	2 LAPS	1:12.100	203	4 LAPS	1:15.852	108	54.953	1:10.995	248	2 LAPS	1:14.034
203	4 LAPS	1:12.699	203	4 LAPS	1:12.782	108	58.204	1:24.866	248	2 LAPS	1:15.077	202	2 LAPS	1:12.914
238	1 LAP	1:11.692	238	1 LAP	1:12.047	238	1 LAP	1:14.684	203	4 LAPS	1:16.886	203	4 LAPS	1:14.984
202	2 LAPS	1:11.938	202	2 LAPS	1:10.557	202	2 LAPS	1:12.770	202	2 LAPS	1:12.191	238	1 LAP	1:12.551
116	4 LAPS	1:16.939	116	4 LAPS	1:16.374	123	1:09.783	1:11.278	238	1 LAP	1:15.680	102	18 LAPS	1:09.181
107	1 LAP	1:12.777	215	1 LAP	1:12.862	102	18 LAPS	1:11.472	102	18 LAPS	1:08.598	123	1:04.871	1:09.649
215	1 LAP	1:11.929	123	1:07.222	1:09.881				123	1:07.132	1:11.595			
123	1:06.164	1:08.250	107	1 LAP	1:15.045									

Weather / Track : Bright / Dry

Donington Park National
Circuit Length = 1.9791 miles
Start: 12:06 End: 13:09

Dutch Supercar Challenge

RACE 13 - LAP CHART

Lap 46		
No	Behind	Laptime
104		1:09.664
101	1 LAP	1:12.958
175	10.769	1:07.713
107	2 LAPS	1:16.281
215	2 LAPS	1:15.912
105	1 LAP	1:14.604
110	1 LAP	1:13.976
116	5 LAPS	1:21.414
212	4 LAPS	1:17.179
163	41.412	1:17.041
209	5 LAPS	1:18.018
108	55.183	1:10.806
255	2 LAPS	1:14.752
248	2 LAPS	1:13.534
102	18 LAPS	1:07.823
123	1:07.138	1:11.931
238	1 LAP	1:14.591
203	4 LAPS	1:16.417

Weather / Track : Bright / Dry

Donington Park National
Circuit Length = 1.9791 miles
Start: 12:06 End: 13:09

Ma5da MX5 Cup

QUALIFYING - RACE 1 - CLASSIFICATION

POS	NO	CL	NAME	ENTRY	TIME	ON	LAPS	GAP	DIFF	MPH
1	10	T	Tom ROCHE	Mazda MX5 Mk3	1:35.113	9	9			74.90
2	18	P	Paul SHEARD	Mazda MX5 Mk3	1:36.404	7	9	1.291	1.291	73.90
3	9		Robert BOSTON	Mazda MX5 Mk3	1:36.659	9	9	1.546	0.255	73.70
4	68		Justin NEWNAM	Mazda MX5 Mk3	1:37.243	8	9	2.130	0.584	73.26
5	50	L	Mike HERBERT	Mazda MX5 Mk3	1:37.275	9	9	2.162	0.032	73.24
6	20		Jim EDWARDS Jr	Mazda MX5 Mk3	1:37.487	9	9	2.374	0.212	73.08
7	16	A	Robbie EATON	Mazda MX5 Mk3	1:37.649	8	9	2.536	0.162	72.96
8	22		Chris DAWKINS - TRANSPONDER	Mazda MX5 Mk3	1:37.704	9	9	2.591	0.055	72.92
9	69		Matt ROBINSON	Mazda MX5 Mk3	1:38.343	8	9	3.230	0.639	72.44
10	8		Adam GORE	Mazda MX5 Mk3	1:38.548	9	9	3.435	0.205	72.29
11	39		Andrew CLARKSON	Mazda MX5 Mk3	1:38.845	9	9	3.732	0.297	72.07
12	99	J	Jonathan BLAKE	Mazda MX5 Mk3	1:38.905	9	9	3.792	0.060	72.03
13	87		William CHAPPELL	Mazda MX5 Mk3	1:39.161	9	9	4.048	0.256	71.84
14	78	K	Kevin DENGATE	Mazda MX5 Mk3	1:39.639	9	9	4.526	0.478	71.50
15	30	K	Kevin TAYLOR	Mazda MX5 Mk3	1:39.762	7	9	4.649	0.123	71.41
16	23	Luc	Paula FURBATO	Mazda MX5 Mk3	1:41.103	6	8	5.990	1.341	70.46
17	21		Jim EDWARDS Sr	Mazda MX5 Mk3	1:41.157	8	9	6.044	0.054	70.43
18	40		Michael WEIDNER	Mazda MX5 Mk3	1:41.526	7	9	6.413	0.369	70.17
19	77	M	Mark BURTON	Mazda MX5 Mk3	1:42.742	8	8	7.629	1.216	69.34
20	100		Alyn ROBSON	Mazda MX5 Mk3	1:42.806	4	6	7.693	0.064	69.30
21	28		James MAXFIELD	Mazda MX5 Mk3	1:44.498	8	8	9.385	1.692	68.17
22	41		Mark WEIDNER	Mazda MX5 Mk3	1:44.652	6	8	9.539	0.154	68.07
23	15	Ja	Mike INGRAM	Mazda MX5 Mk3	1:44.772	7	8	9.659	0.120	68.00
24	17		Thomas GILMARTIN	Mazda MX5 Mk3	1:45.044	5	8	9.931	0.272	67.82
25	98		Stephen QUICK	Mazda MX5 Mk3	1:47.126	4	8	12.013	2.082	66.50
26	13	Pet	Peter GILLATT	Mazda MX5 MK3	1:49.852	6	8	14.739	2.726	64.85

Weather / Track : Cloudy / Damp
These results are provisional until the conclusion of any judicial and technical matters.

Donington Park National
Circuit Length = 1.9791 miles
Start: 09:27 End: 09:44

Clerk of Course :		Timekeeper :
-------------------	--	--------------

Ma5da MX5 Cup

QUALIFYING - RACE 1 - LAP ANALYSIS

8	Adam GORE		Mazda MX5 Mk3				
1 -	1:44.474	+ 5.926	9:29:42.791	6 -	1:40.618	+ 2.070	9:38:24.643
2 -	1:49.079	+ 10.531	9:31:31.870	7 -	1:39.097	+ 0.549	9:40:03.740
3 -	1:42.843	+ 4.295	9:33:14.713	8 -	1:39.685	+ 1.137	9:41:43.425
4 -	1:48.166	+ 9.618	9:35:02.879	9 -	1:38.548		9:43:21.973
5 -	1:41.146	+ 2.598	9:36:44.025				
9	Robert BOSTON		Mazda MX5 Mk3				
1 -	1:42.842	+ 6.183	9:29:40.353	6 -	1:37.113	+ 0.454	9:37:54.201
2 -	1:39.731	+ 3.072	9:31:20.084	7 -	1:37.172	+ 0.513	9:39:31.373
3 -	1:40.138	+ 3.479	9:33:00.222	8 -	1:37.056	+ 0.397	9:41:08.429
4 -	1:38.334	+ 1.675	9:34:38.556	9 -	1:36.659		9:42:45.088
5 -	1:38.532	+ 1.873	9:36:17.088				
10	Tom ROCHE		Mazda MX5 Mk3				
1 -	1:44.237	+ 9.124	9:29:22.886	6 -	1:35.968	+ 0.855	9:37:32.625
2 -	1:39.697	+ 4.584	9:31:02.583	7 -	1:37.101	+ 1.988	9:39:09.726
3 -	1:39.779	+ 4.666	9:32:42.362	8 -	1:35.598	+ 0.485	9:40:45.324
4 -	1:37.527	+ 2.414	9:34:19.889	9 -	1:35.113		9:42:20.437
5 -	1:36.768	+ 1.655	9:35:56.657				
13	Peter GILLATT		Mazda MX5 MK3				
1 -	1:57.919	+ 8.067	9:29:56.895	5 -	1:50.719	+ 0.867	9:37:32.584
2 -	1:58.674	+ 8.822	9:31:55.569	6 -	1:49.852		9:39:22.436
3 -	1:54.600	+ 4.748	9:33:50.169	7 -	1:50.438	+ 0.586	9:41:12.874
4 -	1:51.696	+ 1.844	9:35:41.865	8 -	1:50.348	+ 0.496	9:43:03.222
15	Jamie INGRAM		Mazda MX5 Mk3				
1 -	1:58.601	+ 13.829	9:30:02.642	5 -	1:48.017	+ 3.245	9:37:21.740
2 -	1:51.815	+ 7.043	9:31:54.457	6 -	1:46.076	+ 1.304	9:39:07.816
3 -	1:52.702	+ 7.930	9:33:47.159	7 -	1:44.772		9:40:52.588
4 -	1:46.564	+ 1.792	9:35:33.723	8 -	2:17.448	+ 32.676	9:43:10.036
16	Abbie EATON		Mazda MX5 Mk3				
1 -	1:54.070	+ 16.421	9:30:00.898	6 -	1:38.878	+ 1.229	9:38:27.711
2 -	1:45.590	+ 7.941	9:31:46.488	7 -	1:38.919	+ 1.270	9:40:06.630
3 -	1:41.130	+ 3.481	9:33:27.618	8 -	1:37.649		9:41:44.279
4 -	1:41.557	+ 3.908	9:35:09.175	9 -	1:38.429	+ 0.780	9:43:22.708
5 -	1:39.658	+ 2.009	9:36:48.833				
17	Thomas GILMARTIN		Mazda MX5 Mk3				
1 -	1:51.711	+ 6.667	9:30:07.643	5 -	1:45.044		9:37:22.962
2 -	1:49.696	+ 4.652	9:31:57.339	6 -	1:47.325	+ 2.281	9:39:10.287
3 -	1:55.135	+ 10.091	9:33:52.474	7 -	1:45.349	+ 0.305	9:40:55.636
4 -	1:45.444	+ 0.400	9:35:37.918	8 -	1:57.964	+ 12.920	9:42:53.600
18	Paul SHEARD		Mazda MX5 Mk3				
1 -	1:45.352	+ 8.948	9:29:30.126	6 -	1:36.554	+ 0.150	9:37:40.262
2 -	1:39.680	+ 3.276	9:31:09.806	7 -	1:36.404		9:39:16.666
3 -	1:38.652	+ 2.248	9:32:48.458	8 -	1:36.985	+ 0.581	9:40:53.651
4 -	1:37.710	+ 1.306	9:34:26.168	9 -	1:36.513	+ 0.109	9:42:30.164
5 -	1:37.540	+ 1.136	9:36:03.708				
20	Jim EDWARDS Jr		Mazda MX5 Mk3				
1 -	1:47.982	+ 10.495	9:29:58.192	6 -	1:38.632	+ 1.145	9:38:21.222
2 -	1:43.821	+ 6.334	9:31:42.013	7 -	1:38.958	+ 1.471	9:40:00.180
3 -	1:41.560	+ 4.073	9:33:23.573	8 -	1:37.906	+ 0.419	9:41:38.086
4 -	1:40.127	+ 2.640	9:35:03.700	9 -	1:37.487		9:43:15.573
5 -	1:38.890	+ 1.403	9:36:42.590				

Weather / Track : Cloudy / Damp

Donington Park National
Circuit Length = 1.9791 miles
Start: 09:27 End: 09:44

Ma5da MX5 Cup

QUALIFYING - RACE 1 - LAP ANALYSIS

21	Jim EDWARDS Sr		Mazda MX5 Mk3				
1 -	1:49.772	+ 8.615	9:29:29.981	6 -	1:45.625	+ 4.468	9:38:19.396
2 -	1:47.239	+ 6.082	9:31:17.220	7 -	1:42.632	+ 1.475	9:40:02.028
3 -	1:45.956	+ 4.799	9:33:03.176	8 -	1:41.157		9:41:43.185
4 -	1:44.947	+ 3.790	9:34:48.123	9 -	1:41.332	+ 0.175	9:43:24.517
5 -	1:45.648	+ 4.491	9:36:33.771				
22	Chris DAWKINS - TRANSPONDER N/W		Mazda MX5 Mk3				
1 -	2:01.122	+ 23.418	9:29:52.465	6 -	1:41.311	+ 3.607	9:38:25.781
2 -	1:45.940	+ 8.236	9:31:38.405	7 -	1:38.567	+ 0.863	9:40:04.348
3 -	1:48.410	+ 10.706	9:33:26.815	8 -	1:46.006	+ 8.302	9:41:50.354
4 -	1:38.146	+ 0.442	9:35:04.961	9 -	1:37.704		9:43:28.058
5 -	1:39.509	+ 1.805	9:36:44.470				
23	Luca FURBATO		Mazda MX5 Mk3				
1 -	2:00.257	+ 19.154	9:30:11.820	5 -	1:41.862	+ 0.759	9:37:09.678
2 -	1:49.169	+ 8.066	9:32:00.989	6 -	1:41.103		9:38:50.781
3 -	1:44.424	+ 3.321	9:33:45.413	7 -	1:41.472	+ 0.369	9:40:32.253
4 -	1:42.403	+ 1.300	9:35:27.816	8 -	1:43.396	+ 2.293	9:42:15.649
28	James MAXFIELD		Mazda MX5 Mk3				
1 -	1:57.765	+ 13.267	9:29:41.601	5 -	1:47.066	+ 2.568	9:37:00.951
2 -	1:53.604	+ 9.106	9:31:35.205	6 -	1:44.594	+ 0.096	9:38:45.545
3 -	1:49.650	+ 5.152	9:33:24.855	7 -	1:45.063	+ 0.565	9:40:30.608
4 -	1:49.030	+ 4.532	9:35:13.885	8 -	1:44.498		9:42:15.106
30	Kevin TAYLOR		Mazda MX5 Mk3				
1 -	1:53.736	+ 13.974	9:29:59.301	6 -	1:40.641	+ 0.879	9:38:36.194
2 -	1:47.741	+ 7.979	9:31:47.042	7 -	1:39.762		9:40:15.956
3 -	1:41.972	+ 2.210	9:33:29.014	8 -	1:48.204	+ 8.442	9:42:04.160
4 -	1:45.307	+ 5.545	9:35:14.321	9 -	1:40.623	+ 0.861	9:43:44.783
5 -	1:41.232	+ 1.470	9:36:55.553				
39	Andrew CLARKSON		Mazda MX5 Mk3				
1 -	1:51.220	+ 12.375	9:29:42.033	6 -	1:40.883	+ 2.038	9:38:20.691
2 -	1:49.624	+ 10.779	9:31:31.657	7 -	1:42.039	+ 3.194	9:40:02.730
3 -	1:42.344	+ 3.499	9:33:14.001	8 -	1:39.526	+ 0.681	9:41:42.256
4 -	1:43.574	+ 4.729	9:34:57.575	9 -	1:38.845		9:43:21.101
5 -	1:42.233	+ 3.388	9:36:39.808				
40	Michael WEIDNER		Mazda MX5 Mk3				
1 -	1:52.798	+ 11.272	9:29:40.499	6 -	1:45.277	+ 3.751	9:38:27.464
2 -	1:46.413	+ 4.887	9:31:26.912	7 -	1:41.526		9:40:08.990
3 -	1:46.363	+ 4.837	9:33:13.275	8 -	1:42.250	+ 0.724	9:41:51.240
4 -	1:45.412	+ 3.886	9:34:58.687	9 -	1:42.582	+ 1.056	9:43:33.822
5 -	1:43.500	+ 1.974	9:36:42.187				
41	Mark WEIDNER		Mazda MX5 Mk3				
1 -	1:52.043	+ 7.391	9:29:41.173	5 -	1:47.809	+ 3.157	9:37:30.257
2 -	2:27.014	+ 42.362	9:32:08.187	6 -	1:44.652		9:39:14.909
3 -	1:47.422	+ 2.770	9:33:55.609	7 -	1:45.977	+ 1.325	9:41:00.886
4 -	1:46.839	+ 2.187	9:35:42.448	8 -	1:45.996	+ 1.344	9:42:46.882
50	Luke HERBERT		Mazda MX5 Mk3				
1 -	1:46.348	+ 9.073	9:29:32.590	6 -	1:38.568	+ 1.293	9:37:56.016
2 -	1:42.940	+ 5.665	9:31:15.530	7 -	1:37.909	+ 0.634	9:39:33.925
3 -	1:41.591	+ 4.316	9:32:57.121	8 -	1:38.411	+ 1.136	9:41:12.336
4 -	1:40.133	+ 2.858	9:34:37.254	9 -	1:37.275		9:42:49.611
5 -	1:40.194	+ 2.919	9:36:17.448				

Weather / Track : Cloudy / Damp

Donington Park National
Circuit Length = 1.9791 miles
Start: 09:27 End: 09:44

Ma5da MX5 Cup

QUALIFYING - RACE 1 - LAP ANALYSIS


68	Justin NEWNAM		Mazda MX5 Mk3				
1 -	1:49.197	+ 11.954	9:29:30.943	6 -	1:38.891	+ 1.648	9:37:58.993
2 -	1:43.868	+ 6.625	9:31:14.811	7 -	1:38.777	+ 1.534	9:39:37.770
3 -	1:43.143	+ 5.900	9:32:57.954	8 -	1:37.243		9:41:15.013
4 -	1:43.184	+ 5.941	9:34:41.138	9 -	1:39.734	+ 2.491	9:42:54.747
5 -	1:38.964	+ 1.721	9:36:20.102				
69	Matt ROBINSON		Mazda MX5 Mk3				
1 -	1:45.905	+ 7.562	9:29:31.518	6 -	1:38.584	+ 0.241	9:37:57.140
2 -	1:42.664	+ 4.321	9:31:14.182	7 -	1:38.636	+ 0.293	9:39:35.776
3 -	1:42.754	+ 4.411	9:32:56.936	8 -	1:38.343		9:41:14.119
4 -	1:42.087	+ 3.744	9:34:39.023	9 -	1:39.552	+ 1.209	9:42:53.671
5 -	1:39.533	+ 1.190	9:36:18.556				
77	Mark BURTON		Mazda MX5 Mk3				
1 -	1:53.213	+ 10.471	9:29:47.846	5 -	1:43.654	+ 0.912	9:37:02.614
2 -	1:47.950	+ 5.208	9:31:35.796	6 -	1:43.415	+ 0.673	9:38:46.029
3 -	1:51.020	+ 8.278	9:33:26.816	7 -	1:47.989	+ 5.247	9:40:34.018
4 -	1:52.144	+ 9.402	9:35:18.960	8 -	1:42.742		9:42:16.760
78	Kevin DENGATE		Mazda MX5 Mk3				
1 -	1:50.071	+ 10.432	9:29:51.633	6 -	1:40.650	+ 1.011	9:38:37.846
2 -	1:52.650	+ 13.011	9:31:44.283	7 -	1:39.732	+ 0.093	9:40:17.578
3 -	1:44.253	+ 4.614	9:33:28.536	8 -	1:40.176	+ 0.537	9:41:57.754
4 -	1:45.455	+ 5.816	9:35:13.991	9 -	1:39.639		9:43:37.393
5 -	1:43.205	+ 3.566	9:36:57.196				
87	William CHAPPELL		Mazda MX5 Mk3				
1 -	1:52.574	+ 13.413	9:30:02.658	6 -	1:42.533	+ 3.372	9:38:39.934
2 -	1:44.715	+ 5.554	9:31:47.373	7 -	1:39.242	+ 0.081	9:40:19.176
3 -	1:45.832	+ 6.671	9:33:33.205	8 -	1:42.270	+ 3.109	9:42:01.446
4 -	1:41.577	+ 2.416	9:35:14.782	9 -	1:39.161		9:43:40.607
5 -	1:42.619	+ 3.458	9:36:57.401				
98	Stephen QUICK		Mazda MX5 Mk3				
1 -	1:51.563	+ 4.437	9:30:06.691	5 -	1:48.770	+ 1.644	9:37:22.220
2 -	1:48.857	+ 1.731	9:31:55.548	6 -	1:47.531	+ 0.405	9:39:09.751
3 -	1:50.776	+ 3.650	9:33:46.324	7 -	1:47.185	+ 0.059	9:40:56.936
4 -	1:47.126		9:35:33.450	8 -	1:51.464	+ 4.338	9:42:48.400
99	Jonathan BLAKE		Mazda MX5 Mk3				
1 -	1:51.232	+ 12.327	9:30:05.148	6 -	1:40.455	+ 1.550	9:38:41.742
2 -	1:48.220	+ 9.315	9:31:53.368	7 -	1:39.173	+ 0.268	9:40:20.915
3 -	1:42.208	+ 3.303	9:33:35.576	8 -	1:40.214	+ 1.309	9:42:01.129
4 -	1:41.736	+ 2.831	9:35:17.312	9 -	1:38.905		9:43:40.034
5 -	1:43.975	+ 5.070	9:37:01.287				
100	Alyn ROBSON		Mazda MX5 Mk3				
1 -	1:51.072	+ 8.266	9:33:57.912	4 -	1:42.806		9:39:26.005
2 -	1:47.560	+ 4.754	9:35:45.472	5 -	1:46.878	+ 4.072	9:41:12.883
3 -	1:57.727	+ 14.921	9:37:43.199	6 -	1:51.749	+ 8.943	9:43:04.632

Weather / Track : Cloudy / Damp

Donington Park National
Circuit Length = 1.9791 miles
Start: 09:27 End: 09:44

Ma5da MX5 Cup

RACE 1 - GRID

ROW 13	1:47.126 98 Stephen QUICK	1:49.852 13 Peter GILLATT
ROW 12	1:44.772 15 Jamie INGRAM	1:45.044 17 Thomas GILMARTIN
ROW 11	1:44.498 28 James MAXFIELD	1:44.652 41 Mark WEIDNER
ROW 10	1:42.742 77 Mark BURTON	1:42.806 100 Alyn ROBSON
ROW 9	1:41.157 21 Jim EDWARDS Sr	1:41.526 40 Michael WEIDNER
ROW 8	1:39.762 30 Kevin TAYLOR	1:41.103 23 Luca FURBATO
ROW 7	1:39.161 87 William CHAPPELL	1:39.639 78 Kevin DENGATE
ROW 6	1:38.845 39 Andrew CLARKSON	1:38.905 99 Jonathan BLAKE
ROW 5	1:38.343 69 Matt ROBINSON	1:38.548 8 Adam GORE
ROW 4	1:37.649 16 Abbie EATON	1:37.704 22 Chris DAWKINS - TRANSPONDER N/W
ROW 3	1:37.275 50 Luke HERBERT	1:37.487 20 Jim EDWARDS Jr
ROW 2	1:36.659 9 Robert BOSTON	1:37.243 68 Justin NEWNAM
ROW 1	1:35.113 10 Tom ROCHE	1:36.404 18 Paul SHEARD
Pole		
		


Donington Park National
Circuit Length = 1.9791 miles

These results are provisional until the conclusion of any judicial and technical matters.

Clerk of Course :		Timekeeper :
-------------------	--	--------------

Ma5da MX5 Cup

RACE 7 - GRID

ROW 13	1:47.185 98 Stephen QUICK	1:50.348 13 Peter GILLATT
ROW 12	1:46.076 15 Jamie INGRAM	1:46.878 100 Alyn ROBSON
ROW 11	1:45.349 17 Thomas GILMARTIN	1:45.977 41 Mark WEIDNER
ROW 10	1:43.415 77 Mark BURTON	1:44.594 28 James MAXFIELD
ROW 9	1:41.472 23 Luca FURBATO	1:42.250 40 Michael WEIDNER
ROW 8	1:40.623 30 Kevin TAYLOR	1:41.332 21 Jim EDWARDS Sr
ROW 7	1:39.526 39 Andrew CLARKSON	1:39.732 78 Kevin DENGATE
ROW 6	1:39.173 99 Jonathan BLAKE	1:39.242 87 William CHAPPELL
ROW 5	1:38.777 68 Justin NEWNAM	1:39.097 8 Adam GORE
ROW 4	1:38.429 16 Abbie EATON	1:38.584 69 Matt ROBINSON
ROW 3	1:37.909 50 Luke HERBERT	1:38.146 22 Chris DAWKINS - TRANSPONDER N/W
ROW 2	1:37.056 9 Robert BOSTON	1:37.906 20 Jim EDWARDS Jr
ROW 1	1:35.598 10 Tom ROCHE	1:36.513 18 Paul SHEARD
Pole		
		

Donington Park National
Circuit Length = 1.9791 miles

These results are provisional until the conclusion of any judicial and technical matters.

Clerk of Course :		Timekeeper :
-------------------	--	--------------

Ma5da MX5 Cup

RACE 1 - CLASSIFICATION

POS	NO	CL	NAME	ENTRY	LAPS	TIME	GAP	DIFF	MPH	BEST	ON
1	50		Luke HERBERT	Mazda MX5 Mk3	13	20:51.737			73.99	1:34.544	13
2	18		Paul SHEARD	Mazda MX5 Mk3	13	20:52.531	0.794	0.794	73.94	1:34.848	13
3	10		Tom ROCHE	Mazda MX5 Mk3	13	21:02.301	10.564	9.770	73.37	1:34.496	11
4	9		Robert BOSTON	Mazda MX5 Mk3	13	21:07.224	15.487	4.923	73.08	1:33.961	10
5	22		Chris DAWKINS	Mazda MX5 Mk3	13	21:07.759	16.022	0.535	73.05	1:35.340	11
6	68		Justin NEWNAM	Mazda MX5 Mk3	13	21:12.930	21.193	5.171	72.76	1:36.187	5
7	8		Adam ORE G	Mazda MX5 Mk3	13	21:13.057	21.320	0.127	72.75	1:35.687	12
8	16		Abbie EATON	Mazda MX5 Mk3	13	21:17.403	25.666	4.346	72.50	1:36.606	13
9	69		Matt ROBINSON	Mazda MX5 Mk3	13	21:38.743	47.006	21.340	71.31	1:38.194	6
10	30		Kevin TAYLOR	Mazda MX5 Mk3	13	21:44.763	53.026	6.020	70.98	1:37.928	8
11	87		William CHAPPELL	Mazda MX5 Mk3	13	21:53.774	1:02.037	9.011	70.49	1:38.059	6
12	21		Jim EDWARDS Sr	Mazda MX5 Mk3	13	22:08.674	1:16.937	14.900	69.70	1:40.287	10
13	23		Luca FURBATO	Mazda MX5 Mk3	13	22:08.755	1:17.018	0.081	69.70	1:40.141	8
14	41		Mark WEIDNER	Mazda MX5 Mk3	13	22:23.106	1:31.369	14.351	68.95	1:40.999	12
15	77		Mark BURTON	Mazda MX5 Mk3	13	22:23.121	1:31.384	0.015	68.95	1:38.838	11
16	40		Michael WEIDNER	Mazda MX5 Mk3	13	22:23.944	1:32.207	0.823	68.91	1:40.754	11
17	99		Jonathan BLAKE	Mazda MX5 Mk3	13	22:26.183	1:34.446	2.239	68.80	1:38.693	6
18	20		Jim EDWARDS Jr	Mazda MX5 Mk3	12	21:04.538	1 lap	1 lap	67.61	1:36.940	12
19	28		James MAXFIELD	Mazda MX5 Mk3	12	21:10.913	1 lap		63.75	1:42.142	11
20	98		Stephen QUICK	Mazda MX5 Mk3	12	21:11.328	1 lap		67.24	1:42.569	12
21	100		Alyn ROBSON	Mazda MX5 Mk3	12	21:19.599	1 lap		8.271	1:42.843	7
22	15		Jamie INGRAM	Mazda MX5 Mk3	12	22:11.781	1 lap	52.182	64.19	1:45.897	4
23	13		Peter GILLATT	Mazda MX5 MK3	12	22:16.917	1 lap	5.136	63.94	1:46.861	12

NOT CLASSIFIED

DNF	39		Andrew CLARKSON	Mazda MX5 Mk3	2	3:27.607	11 laps	10 laps	68.63	1:38.647	2
DNF	17		Thomas GILMARTIN	Mazda MX5 Mk3	0						
DNF	78		Kevin DENGATE	Mazda MX5 Mk3	0						

FASTEST LAP

	9		Robert BOSTON	Mazda MX5 Mk3	10	1:33.961		75.82 mph		122.02 kph	
--	---	--	---------------	---------------	----	----------	--	-----------	--	------------	--

Car 41 - Transponder stopped working

Weather / Track : Bright / Damp

These results are provisional until the conclusion of any judicial and technical matters.

Donington Park National
Circuit Length = 1.9791 miles
Start: 12:20 End: 12:43

Clerk of Course :		Timekeeper :	
-------------------	--	--------------	--

Ma5da MX5 Cup
RACE 1 - LAP CHART

Lap 1			Lap 2			Lap 3			Lap 4			Lap 5		
No	Behind	Laptime	No	Behind	Laptime	No	Behind	Laptime	No	Behind	Laptime	No	Behind	Laptime
18		1:42.614	18		1:36.779	18		1:36.422	18		1:36.008	18		1:36.558
10	1.023	1:43.637	10	1.348	1:37.104	10	0.623	1:35.697	10	0.525	1:35.910	50	0.857	1:36.297
50	1.435	1:44.049	50	1.925	1:37.269	50	1.384	1:35.881	50	1.118	1:35.742	10	1.253	1:37.286
22	2.556	1:45.170	22	3.151	1:37.374	22	3.499	1:36.770	22	3.834	1:36.343	22	4.494	1:37.218
20	2.855	1:45.469	20	4.158	1:38.082	20	5.307	1:37.571	68	6.290	1:36.523	68	5.919	1:36.187
68	4.199	1:46.813	68	4.746	1:37.326	68	5.775	1:37.451	8	8.705	1:38.164	8	8.852	1:36.705
8	4.902	1:47.516	8	5.630	1:37.507	8	6.549	1:37.341	16	10.532	1:37.685	16	11.400	1:37.426
16	5.317	1:47.931	16	6.867	1:38.329	16	8.855	1:38.410	69	15.208	1:38.915	69	17.207	1:38.557
39	6.346	1:48.960	39	8.214	1:38.647	69	12.301	1:39.287	20	15.838	1:46.539	20	18.048	1:38.768
30	6.934	1:49.548	69	9.436	1:39.069	30	15.297	1:40.625	87	20.846	1:41.384	9	22.853	1:35.920
69	7.146	1:49.760	30	11.094	1:40.939	87	15.470	1:40.366	30	21.014	1:41.725	87	24.372	1:40.084
87	7.450	1:50.064	87	11.526	1:40.855	99	16.436	1:40.412	9	23.491	1:36.233	30	25.108	1:40.652
99	8.239	1:50.853	99	12.446	1:40.986	21	22.247	1:42.771	99	27.822	1:47.394	99	30.459	1:39.195
21	9.517	1:52.131	21	15.898	1:43.160	9	23.266	1:38.704	21	28.313	1:42.074	21	32.597	1:40.842
40	11.309	1:53.923	23	19.303	1:44.147	23	25.333	1:42.452	23	30.327	1:41.002	23	33.958	1:40.189
23	11.935	1:54.549	40	20.213	1:45.683	40	26.432	1:42.641	40	32.247	1:41.823	40	38.731	1:43.042
41	13.001	1:55.615	41	20.983	1:44.761	41	27.343	1:42.782	41	33.354	1:42.019	77	39.128	1:42.331
77	13.873	1:56.487	9	20.984	1:37.653	77	27.776	1:43.105	77	33.355	1:41.587	41	39.329	1:42.533
28	18.352	2:00.966	77	21.093	1:43.999	28	38.405	1:46.656	28	48.233	1:45.836	28	56.977	1:45.302
98	19.485	2:02.099	28	28.171	1:46.598	98	40.193	1:46.302	98	49.688	1:45.503	98	58.124	1:44.994
9	20.110	2:02.724	98	30.313	1:47.607	100	40.517	1:43.245	100	49.729	1:45.220	100	58.289	1:45.118
13	23.417	2:06.031	100	33.694	1:46.763	15	46.433	1:46.128	15	56.322	1:45.897	15	1:09.624	1:49.860
100	23.710	2:06.324	15	36.727	1:47.385	13	53.644	1:51.674	13	1:08.991	1:51.355	13	1:23.910	1:51.477
15	26.121	2:08.735	13	38.392	1:51.754									

Weather / Track : Bright / Damp

Donington Park National
 Circuit Length = 1.9791 miles
 Start: 12:20 End: 12:43

Ma5da MX5 Cup
RACE 1 - LAP CHART

Lap 6			Lap 7			Lap 8			Lap 9			Lap 10		
No	Behind	Laptime	No	Behind	Laptime	No	Behind	Laptime	No	Behind	Laptime	No	Behind	Laptime
18		1:35.911	18		1:36.001	18		1:34.867	18		1:35.728	18		1:35.164
50	0.654	1:35.708	50	0.333	1:35.680	10	1.007	1:35.415	10	0.564	1:35.285	100	1 LAP	1:48.747
10	0.955	1:35.613	10	0.459	1:35.505	50	1.160	1:35.694	50	0.735	1:35.303	50	0.582	1:35.011
22	5.163	1:36.580	15	1 LAP	2:04.159	22	8.833	1:38.051	22	9.465	1:36.360	20	1 LAP	2:36.509
68	8.420	1:38.412	13	1 LAP	1:52.279	68	12.211	1:37.812	68	13.091	1:36.608	10	11.308	1:45.908
8	9.761	1:36.820	22	5.649	1:36.487	8	13.812	1:37.643	8	14.358	1:36.274	22	12.058	1:37.757
16	12.605	1:37.116	68	9.266	1:36.847	15	1 LAP	1:49.096	9	18.680	1:35.423	68	14.303	1:36.376
69	19.490	1:38.194	8	11.036	1:37.276	16	17.231	1:38.081	16	19.356	1:37.853	8	15.276	1:36.082
20	20.594	1:38.457	16	14.017	1:37.413	9	18.985	1:34.104	15	1 LAP	1:46.569	9	17.477	1:33.961
9	21.130	1:34.188	9	19.748	1:34.619	13	1 LAP	1:50.597	69	29.695	1:39.374	16	20.914	1:36.722
87	26.520	1:38.059	69	22.257	1:38.768	69	26.049	1:38.659	13	1 LAP	1:49.905	69	34.089	1:39.558
30	27.395	1:38.198	87	29.277	1:38.758	87	32.884	1:38.474	87	35.579	1:38.423	15	1 LAP	1:46.523
99	33.241	1:38.693	30	30.731	1:39.337	30	33.792	1:37.928	30	36.414	1:38.350	30	39.694	1:38.444
21	37.980	1:41.294	20	30.911	1:46.318	20	38.334	1:42.290 P	23	52.568	1:40.308	87	40.028	1:39.613
23	38.234	1:40.187	23	42.714	1:40.481	23	47.988	1:40.141	21	55.128	1:41.023	13	1 LAP	1:49.548
40	43.898	1:41.078	21	43.715	1:41.736	21	49.833	1:40.985	41	1:05.945	1:42.210	23	58.459	1:41.055
77	44.100	1:40.883	40	50.394	1:42.497	41	59.463	1:41.681	40	1:08.501	1:42.184	21	1:00.251	1:40.287
41	45.985	1:42.567	41	52.649	1:42.665	40	1:02.045	1:46.518	77	1:14.482	1:43.337	41	1:12.784	1:42.003
28	1:04.895	1:43.829	77	1:00.892	1:52.793	77	1:06.873	1:40.848	99	1:17.971	1:40.173	40	1:14.144	1:40.807
98	1:06.103	1:43.890	99	1:08.894	2:11.654	99	1:13.526	1:39.499	28	1:29.705	1:43.289	77	1:19.706	1:40.388
100	1:06.137	1:43.759	28	1:12.646	1:43.752	28	1:22.144	1:44.365	98	1:31.502	1:44.244	99	1:22.693	1:39.886
			100	1:12.979	1:42.843	100	1:22.489	1:44.377						
			98	1:14.542	1:44.440	98	1:22.986	1:43.311						

Weather / Track : Bright / Damp

Donington Park National
Circuit Length = 1.9791 miles
Start: 12:20 End: 12:43

Ma5da MX5 Cup
RACE 1 - LAP CHART

Lap 11			Lap 12			Lap 13		
No	Behind	Laptime	No	Behind	Laptime	No	Behind	Laptime
18		1:35.922	50		1:34.942	50		1:34.544
50	0.277	1:35.617	18	0.490	1:35.709	18	0.794	1:34.848
28	1 LAP	1:44.462	28	1 LAP	1:42.142	10	10.564	1:35.010
98	1 LAP	1:43.584	10	10.098	1:35.435	20	1 LAP	1:36.940
20	1 LAP	1:38.710	20	1 LAP	1:38.885	9	15.487	1:35.172
100	1 LAP	1:43.982	98	1 LAP	1:42.785	22	16.022	1:38.310
10	9.882	1:34.496	22	12.256	1:35.999	28	1 LAP	1:43.716
22	11.476	1:35.340	9	14.859	1:34.358	98	1 LAP	1:42.569
68	14.958	1:36.577	68	16.125	1:36.386	68	21.193	1:39.612
9	15.720	1:34.165	8	16.981	1:35.687	8	21.320	1:38.883
8	16.513	1:37.159	100	1 LAP	1:45.655	16	25.666	1:36.606
16	22.111	1:37.119	16	23.604	1:36.712	100	1 LAP	1:43.566
69	38.345	1:40.178	69	41.790	1:38.664	69	47.006	1:39.760
30	44.110	1:40.338	30	48.138	1:39.247	30	53.026	1:39.432
87	44.126	1:40.020	87	49.511	1:40.604	87	1:02.037	1:47.070
15	1 LAP	1:51.632	15	1 LAP	1:48.614	21	1:16.937	1:41.303
13	1 LAP	1:47.253	23	1:09.121	1:41.630	23	1:17.018	1:42.441
23	1:02.710	1:40.173	21	1:10.178	1:40.707	15	1 LAP	1:47.183
21	1:04.690	1:40.361	13	1 LAP	1:48.183	13	1 LAP	1:46.861
41	1:18.432	1:41.570	41	1:24.212	1:40.999	41	1:31.369	1:41.701
40	1:18.976	1:40.754	40	1:24.575	1:40.818	77	1:31.384	1:39.209
77	1:22.622	1:38.838	77	1:26.719	1:39.316	40	1:32.207	1:42.176
99	1:26.301	1:39.530	99	1:29.945	1:38.863	99	1:34.446	1:39.045

Weather / Track : Bright / Damp

Donington Park National
 Circuit Length = 1.9791 miles
 Start: 12:20 End: 12:43

Ma5da MX5 Cup

RACE 7 - CLASSIFICATION

POS	NO	CL	NAME	ENTRY	LAPS	TIME	GAP	DIFF	MPH	BEST	ON
1	9		Robert BOSTON	Mazda MX5 Mk3	11	15:42.496			83.15	1:24.685	2
2	50		Luke HERBERT	Mazda MX5 Mk3	11	15:42.943	0.447	0.447	83.11	1:24.236	2
3	18		Paul SHEARD	Mazda MX5 Mk3	11	15:43.419	0.923	0.476	83.07	1:24.203	10
4	20		Jim EDWARDS Jr	Mazda MX5 Mk3	11	15:43.849	1.353	0.430	83.03	1:23.763	2
5	10		Tom ROCHE	Mazda MX5 Mk3	11	15:44.205	1.709	0.356	83.00	1:24.033	11
6	22		Chris DAWKINS	Mazda MX5 Mk3	11	15:44.410	1.914	0.205	82.98	1:24.069	11
7	39		Andrew CLARKSON	Mazda MX5 Mk3	11	15:45.568	3.072	1.158	82.88	1:24.592	11
8	87		William CHAPPELL	Mazda MX5 Mk3	11	15:56.404	13.908	10.836	81.94	1:25.683	3
9	21		Jim EDWARDS Sr	Mazda MX5 Mk3	11	15:56.543	14.047	0.139	81.93	1:25.385	5
10	23		Luca FURBATO	Mazda MX5 Mk3	11	15:59.607	17.111	3.064	81.66	1:25.828	5
11	40		Michael WEIDNER	Mazda MX5 Mk3	11	16:03.932	21.436	4.325	81.30	1:25.843	5
12	69		Matt ROBINSON	Mazda MX5 Mk3	11	16:04.062	21.566	0.130	81.29	1:26.074	2
13	77		Mark BURTON	Mazda MX5 Mk3	11	16:09.286	26.790	5.224	80.85	1:26.723	2
14	68		Justin NEWNAM	Mazda MX5 Mk3	11	16:09.920	27.424	0.634	80.80	1:25.777	7
15	30		Kevin TAYLOR	Mazda MX5 Mk3	11	16:21.699	39.203	11.779	79.83	1:26.809	9
16	28		James MAXFIELD	Mazda MX5 Mk3	11	16:35.183	52.687	13.484	78.75	1:29.146	7
17	41		Mark WEIDNER	Mazda MX5 Mk3	11	16:41.084	58.588	5.901	78.28	1:29.159	9
18	100		Alyn ROBSON	Mazda MX5 Mk3	11	16:44.869	1:02.373	3.785	77.99	1:29.233	5
19	98		Stephen QUICK	Mazda MX5 Mk3	11	16:46.411	1:03.915	1.542	77.87	1:29.711	2
20	13		Peter GILLATT	Mazda MX5 MK3	10	15:56.511	1 lap	1 lap	74.48	1:33.007	10

NOT CLASSIFIED

DNF 15	Jamie INGRAM	Mazda MX5 Mk3	9	13:39.953	2 laps	1 lap	78.20	1:28.970	9
DNF 8	Adam ORE G	Mazda MX5 Mk3	7	10:04.025	4 laps	2 laps	82.56	1:24.955	2
DNC 16	Abbie EATON	Mazda MX5 Mk3	4	16:18.730	7 laps	3 laps	29.11	1:25.396	3
DNF 99	Jonathan BLAKE	Mazda MX5 Mk3	1	2:04.708	10 laps	3 laps	57.13		

FASTEST LAP

20	Jim EDWARDS Jr	Mazda MX5 Mk3	2	1:23.763			85.05 mph	136.88 kph	
----	----------------	---------------	---	----------	--	--	-----------	------------	--

Weather / Track : Cloudy / Dry

These results are provisional until the conclusion of any judicial and technical matters.

Donington Park National
Circuit Length = 1.9791 miles
Start: 19:13 End: 19:31

Clerk of Course :		Timekeeper :	
-------------------	--	--------------	--

Ma5da MX5 Cup
RACE 7 - LAP CHART

Lap 1			Lap 2			Lap 3			Lap 4			Lap 5		
No	Behind	Laptime	No	Behind	Laptime	No	Behind	Laptime	No	Behind	Laptime	No	Behind	Laptime
10		1:28.096	10		1:24.921	9		1:25.489	9		1:25.348	9		1:26.142
9	0.470	1:28.566	9	0.234	1:24.685	20	0.169	1:25.178	10	0.401	1:25.284	10	0.414	1:26.155
50	1.229	1:29.325	50	0.544	1:24.236	10	0.465	1:26.188	18	0.508	1:24.837	50	1.273	1:26.746
20	1.872	1:29.968	20	0.714	1:23.763	18	1.019	1:25.186	50	0.669	1:24.492	18	1.828	1:27.462
18	2.075	1:30.171	18	1.556	1:24.402	50	1.525	1:26.704	22	0.940	1:24.221	20	1.836	1:26.237
22	2.201	1:30.297	8	2.320	1:24.955	22	2.067	1:25.229	20	1.741	1:26.920	8	1.994	1:26.029
8	2.286	1:30.382	22	2.561	1:25.281	8	2.197	1:25.600	8	2.107	1:25.258	22	2.257	1:27.459
16	2.678	1:30.774	16	3.413	1:25.656	16	3.086	1:25.396	39	4.792	1:25.324	39	4.137	1:25.487
69	3.068	1:31.164	69	4.221	1:26.074	39	4.816	1:26.096	69	6.777	1:26.598	87	7.740	1:26.454
39	4.482	1:32.578	39	4.443	1:24.882	69	5.527	1:27.029	87	7.428	1:25.770	21	8.779	1:25.385
87	5.158	1:33.254	87	7.046	1:26.809	87	7.006	1:25.683	21	9.536	1:26.234	69	8.871	1:28.236
23	5.989	1:34.085	23	7.743	1:26.675	23	8.565	1:26.545	23	10.290	1:27.073	23	9.976	1:25.828
21	6.395	1:34.491	21	7.892	1:26.418	21	8.650	1:26.481	40	10.933	1:26.936	40	10.634	1:25.843
40	6.997	1:35.093	40	8.670	1:26.594	40	9.345	1:26.398	77	12.866	1:27.855	77	13.941	1:27.217
77	7.348	1:35.444	77	9.150	1:26.723	77	10.359	1:26.932	68	21.566	1:26.772	68	22.482	1:27.058
41	8.839	1:36.935	28	14.026	1:29.644	28	17.584	1:29.281	28	22.457	1:30.221	28	25.695	1:29.380
28	9.303	1:37.399	41	14.530	1:30.612	98	19.943	1:30.969	98	24.608	1:30.013	30	28.400	1:29.291
98	9.907	1:38.003	98	14.697	1:29.711	68	20.142	1:27.038	30	25.251	1:28.033	98	29.409	1:30.943
15	11.494	1:39.590	15	17.266	1:30.693	41	20.954	1:32.147	41	25.934	1:30.328	41	29.707	1:29.915
13	13.724	1:41.820	68	18.827	1:27.229	30	22.566	1:28.933	15	27.912	1:29.620	15	30.920	1:29.150
30	13.760	1:41.856	30	19.356	1:30.517	15	23.640	1:32.097	100	32.888	1:29.586	100	35.979	1:29.233
100	14.725	1:42.821	13	23.757	1:34.954	100	28.650	1:30.615	13	42.335	1:35.013	13	51.912	1:35.719
68	16.519	1:44.615	100	23.758	1:33.954	13	32.670	1:34.636						
99	36.612	2:04.708 P												

Weather / Track : Cloudy / Dry

Donington Park National
Circuit Length = 1.9791 miles
Start: 19:13 End: 19:31

Ma5da MX5 Cup
RACE 7 - LAP CHART

Lap 6			Lap 7			Lap 8			Lap 9			Lap 10		
No	Behind	Laptime	No	Behind	Laptime	No	Behind	Laptime	No	Behind	Laptime	No	Behind	Laptime
10		1:25.375	9		1:26.253	9		1:25.329	9		1:24.789	9		1:24.692
9	0.246	1:26.035	10	0.275	1:26.774	10	0.905	1:25.959	20	0.691	1:24.220	20	0.294	1:24.295
18	0.685	1:24.646	50	0.569	1:26.367	50	1.121	1:25.881	50	0.984	1:24.652	50	0.585	1:24.293
50	0.701	1:25.217	20	1.063	1:26.328	20	1.260	1:25.526	18	1.516	1:24.700	18	1.027	1:24.203
20	1.234	1:25.187	8	1.507	1:26.512	18	1.605	1:25.203	10	2.010	1:25.894	10	2.844	1:25.526
8	1.494	1:25.289	18	1.731	1:27.545	22	1.979	1:25.387	22	2.193	1:25.003	22	3.013	1:25.512
22	1.672	1:25.204	22	1.921	1:26.748	39	2.914	1:25.622	39	3.385	1:25.260	39	3.648	1:24.955
39	3.472	1:25.124	39	2.621	1:25.648	87	9.112	1:26.253	87	11.932	1:27.609	13	1 LAP	1:37.044
87	8.679	1:26.728	87	8.188	1:26.008	21	9.477	1:26.399	21	12.162	1:27.474	87	13.359	1:26.119
21	8.785	1:25.795	21	8.407	1:26.121	23	12.609	1:26.757	23	14.081	1:26.261	21	13.673	1:26.203
69	10.226	1:27.144	23	11.181	1:26.992	40	13.328	1:27.127	69	16.678	1:28.059	23	15.685	1:26.296
23	10.688	1:26.501	40	11.530	1:26.634	69	13.408	1:26.759	40	16.872	1:28.333	40	20.087	1:27.907
40	11.395	1:26.550	69	11.978	1:28.251	77	19.320	1:27.864	77	22.104	1:27.573	69	20.195	1:28.209
77	15.480	1:27.328	77	16.785	1:27.804	68	24.077	1:27.280	68	25.413	1:26.125	77	24.417	1:27.005
68	22.848	1:26.155	68	22.126	1:25.777	30	32.563	1:27.662	30	34.583	1:26.809	68	26.726	1:26.005
30	29.841	1:27.230	30	30.230	1:26.888	28	37.318	1:29.673	28	42.368	1:29.839	30	37.017	1:27.126
28	30.327	1:30.421	28	32.974	1:29.146	41	42.583	1:29.528	41	46.953	1:29.159	28	47.735	1:30.059
41	34.726	1:30.808	41	38.384	1:30.157	15	43.136	1:29.711	15	47.317	1:28.970	41	53.727	1:31.466
98	35.015	1:31.395	15	38.754	1:29.990	98	44.730	1:30.470	98	51.022	1:31.081	98	57.301	1:30.971
15	35.263	1:30.132	98	39.589	1:31.073	100	47.713	1:29.766	100	52.389	1:29.465	100	57.684	1:29.987
100	40.235	1:30.045	100	43.276	1:29.540	13	1:18.613	1:34.504						
13	1:00.948	1:34.825	13	1:09.438	1:34.989									

Weather / Track : Cloudy / Dry

Donington Park National
 Circuit Length = 1.9791 miles
 Start: 19:13 End: 19:31

Ma5da MX5 Cup
RACE 7 - LAP CHART

Lap 11		
No	Behind	Laptime
9		1:25.168
50	0.447	1:25.030
18	0.923	1:25.064
20	1.353	1:26.227
10	1.709	1:24.033
22	1.914	1:24.069
39	3.072	1:24.592
87	13.908	1:25.717
13	1 LAP	1:33.007
21	14.047	1:25.542
23	17.111	1:26.594
40	21.436	1:26.517
69	21.566	1:26.539
77	26.790	1:27.541
68	27.424	1:25.866
16	7 LAPS	11:56.904
30	39.203	1:27.354
28	52.687	1:30.120
41	58.588	1:30.029
100	1:02.373	1:29.857
98	1:03.915	1:31.782

Weather / Track : Cloudy / Dry

Donington Park National
Circuit Length = 1.9791 miles
Start: 19:13 End: 19:31

4two Cup

QUALIFYING - RACE 2 - CLASSIFICATION

POS	NO	CL	NAME	ENTRY	TIME	ON	LAPS	GAP	DIFF	MPH
1	8		David MOORE	Smart fortwo Brabus	1:45.166	5	6			67.74
2	10	Cha	rlie BURT	Smart fortwo Brabus	1:48.289	6	6	3.123	3.123	65.79
3	6	A	ndrew DONALDSON	Smart fortwo Brabus	1:49.506	6	6	4.340	1.217	65.06
4	11		David GREEN	Smart fortwo Brabus	1:49.801	5	5	4.635	0.295	64.88
5	2	Pa	ul BATES	Smart fortwo Brabus	1:50.209	6	6	5.043	0.408	64.64
6	5		Sarah FRANKLIN - TRANSPONDEI	Smart fortwo Brabus	1:50.856	6	6	5.690	0.647	64.26
7	9	Paul	ABRAHAM	Smart fortwo Brabus	1:51.304	5	5	6.138	0.448	64.01
8	3	Ja	mes PALMER	Smart fortwo Brabus	1:51.815	5	5	6.649	0.511	63.71
9	7		David NASH	Smart fortwo Brabus	1:53.176	2	6	8.010	1.361	62.95
10	4	W	arren BREENER	Smart fortwo Brabus	1:55.614	5	6	10.448	2.438	61.62
11	12	How	ard KAYMAN	Smart fortwo Brabus	2:05.054	5	5	19.888	9.440	56.97

Weather / Track : Cloudy / Damp

These results are provisional until the conclusion of any judicial and technical matters.

Donington Park National
Circuit Length = 1.9791 miles
Start: 10:21 End: 10:51

Clerk of Course :		Timekeeper :
-------------------	--	--------------

4two Cup


QUALIFYING - RACE 2 - LAP ANALYSIS

2	Paul BATES		Smart fortwo Brabus				
1 -	1:53.868	+ 3.659	10:33:44.766	4 -	9:23.029	+ 7:32.820	10:46:58.631
2 -	1:59.346	+ 9.137	10:35:44.112	5 -	1:51.813	+ 1.604	10:48:50.444
3 -	1:51.490	+ 1.281	10:37:35.602	6 -	1:50.209		10:50:40.653
3	James PALMER		Smart fortwo Brabus				
1 -	1:54.049	+ 2.234	10:33:43.958	4 -	11:00.008	+ 9:08.193	10:48:42.704
2 -	2:00.688	+ 8.873	10:35:44.646	5 -	1:51.815		10:50:34.519
3 -	1:58.050	+ 6.235	10:37:42.696				
4	Warren BREENER		Smart fortwo Brabus				
1 -	1:54.504	+ -1.110	10:33:42.618	4 -	9:01.864	+ 7:06.250	10:47:06.007
2 -	2:25.595	+ 29.981	10:36:08.213	5 -	1:55.614		10:49:01.621
3 -	1:55.930	+ 0.316	10:38:04.143	6 -	1:56.005	+ 0.391	10:50:57.626
5	Sarah FRANKLIN - TRANSPONDER N/W		Smart fortwo Brabus				
1 -	11:23.773	+ 9:32.917	10:33:33.286	4 -	9:26.220	+ 7:35.364	10:47:01.326
2 -	2:08.724	+ 17.868	10:35:42.010	5 -	1:51.488	+ 0.632	10:48:52.814
3 -	1:53.096	+ 2.240	10:37:35.106	6 -	1:50.856		10:50:43.670
6	Andrew DONALDSON		Smart fortwo Brabus				
1 -	10:43.246	+ 8:53.740	10:33:38.076	4 -	9:10.433	+ 7:20.927	10:46:59.597
2 -	2:17.913	+ 28.407	10:35:55.989	5 -	1:59.044	+ 9.538	10:48:58.641
3 -	1:53.175	+ 3.669	10:37:49.164	6 -	1:49.506		10:50:48.147
7	David NASH		Smart fortwo Brabus				
1 -	11:23.241	+ 9:30.065	10:33:34.085	4 -	9:35.424	+ 7:42.248	10:46:56.763
2 -	1:53.176		10:35:27.261	5 -	1:54.262	+ 1.086	10:48:51.025
3 -	1:54.078	+ 0.902	10:37:21.339	6 -	1:53.604	+ 0.428	10:50:44.629
8	David MOORE		Smart fortwo Brabus				
1 -	11:10.983	+ 9:25.817	10:33:22.841	4 -	9:42.529	+ 7:57.363	10:46:42.089
2 -	1:49.391	+ 4.225	10:35:12.232	5 -	1:45.166		10:48:27.255
3 -	1:47.328	+ 2.162	10:36:59.560	6 -	1:46.641	+ 1.475	10:50:13.896
9	Paul ABRAHAM		Smart fortwo Brabus				
1 -	14:14.355	+ 12:23.051	10:36:25.310	4 -	1:52.283	+ 0.979	10:49:03.639
2 -	1:52.351	+ 1.047	10:38:17.661	5 -	1:51.304		10:50:54.943
3 -	8:53.695	+ 7:02.391	10:47:11.356				
10	Charlie BURT		Smart fortwo Brabus				
1 -	2:00.582	+ 12.293	10:33:35.291	4 -	9:29.376	+ 7:41.087	10:46:50.208
2 -	1:53.512	+ 5.223	10:35:28.803	5 -	1:49.123	+ 0.834	10:48:39.331
3 -	1:52.029	+ 3.740	10:37:20.832	6 -	1:48.289		10:50:27.620
11	David GREEN		Smart fortwo Brabus				
1 -	1:56.495	+ 6.694	10:36:31.240	4 -	1:51.890	+ 2.089	10:49:06.840
2 -	1:56.086	+ 6.285	10:38:27.326	5 -	1:49.801		10:50:56.641
3 -	8:47.624	+ 6:57.823	10:47:14.950				
12	Howard KAYMAN		Smart fortwo Brabus				
1 -	11:27.727	+ 9:22.673	10:33:41.512	4 -	2:08.332	+ 3.278	10:49:29.469
2 -	2:12.470 P	+ 7.416	10:35:53.982	5 -	2:05.054		10:51:34.523
3 -	11:27.155	+ 9:22.101	10:47:21.137				

Weather / Track : Cloudy / Damp

Donington Park National
Circuit Length = 1.9791 miles
Start: 10:21 End: 10:51

4two Cup
RACE 2 - GRID

ROW 6		2:05.054 12 Howard KAYMAN	
ROW 5	1:53.176 7 David NASH		1:55.614 4 Warren BREENER
ROW 4		1:51.304 9 Paul ABRAHAM	1:51.815 3 James PALMER
ROW 3	1:50.209 2 Paul BATES		1:50.856 5 Sarah FRANKLIN - TRANSPONDER NW
ROW 2		1:49.506 6 Andrew DONALDSON	1:49.801 11 David GREEN
ROW 1	1:45.166 8 David MOORE		1:48.289 10 Charlie BURT
Pole			
			

Donington Park National
 Circuit Length = 1.9791 miles

These results are provisional until the conclusion of any judicial and technical matters.

Clerk of Course :		Timekeeper :

4two Cup

RACE 2 - CLASSIFICATION

POS	NO	CL	NAME	ENTRY	LAPS	TIME	GAP	DIFF	MPH	BEST	ON
1	5		Sarah FRANKLIN	Smart fortwo Brabus	12	19:53.081			71.65	1:36.724	12
2	12		Howard KAYMAN	Smart fortwo Brabus	12	19:54.174	1.093	1.093	71.59	1:37.006	9
3	7		David ASH N	Smart fortwo Brabus	12	20:27.558	34.477	33.384	69.64	1:39.560	11
4	4		Warren BREENER	Smart fortwo Brabus	12	20:27.701	34.620	0.143	69.63	1:39.286	8
5	9		Paul ABRAHAM	Smart fortwo Brabus	12	20:34.920	41.839	7.219	69.23	1:39.585	8
6	10		Charlie BURT	Smart fortwo Brabus	12	20:37.520	44.439	2.600	69.08	1:39.157	3
7	3		James PALMER	Smart fortwo Brabus	12	20:39.773	46.692	2.253	68.96	1:39.776	11
8	6		Andrew DONALDSON	Smart fortwo Brabus	12	20:52.711	59.630	12.938	68.24	1:37.778	7
9	8		David MOORE	Smart fortwo Brabus	12	21:05.975	1:12.894	13.264	67.53	1:41.790	10

NOT CLASSIFIED

<i>DNF</i>	2		Paul ATEB B	Smart fortwo Brabus	7	12:25.977	5 laps	5 laps	66.85	1:40.356	7
<i>DNC</i>	11		David GREEN	Smart fortwo Brabus	3	20:03.816	9 laps	4 laps	17.75		

FASTEST LAP

5			Sarah FRANKLIN	Smart fortwo Brabus	12	1:36.724		73.65 mph		118.54 kph	
---	--	--	-----------------------	---------------------	----	----------	--	-----------	--	------------	--

Weather / Track : Bright / Dry

These results are provisional until the conclusion of any judicial and technical matters.

Donington Park National
Circuit Length = 1.9791 miles
Start: 14:25 End: 14:46

Clerk of Course :		Timekeeper :	
-------------------	--	--------------	--

4two Cup

RACE 2 - LAP CHART

Lap 1			Lap 2			Lap 3			Lap 4			Lap 5		
No	Behind	Laptime	No	Behind	Laptime	No	Behind	Laptime	No	Behind	Laptime	No	Behind	Laptime
5		1:48.307	5		1:42.079	5		1:39.948	5		1:39.677	12		1:38.629
10	0.486	1:48.793	10	1.420	1:43.013	10	0.629	1:39.157	10	0.844	1:39.892	5	0.024	1:39.621
8	1.072	1:49.379	12	2.651	1:41.604	12	1.299	1:38.596	12	0.968	1:39.346	10	0.742	1:39.495
4	2.784	1:51.091	8	2.964	1:43.971	4	5.540	1:41.656	4	8.714	1:42.851	4	11.514	1:42.397
12	3.126	1:51.433	4	3.832	1:43.127	2	6.431	1:40.752	3	9.561	1:42.470	3	11.945	1:41.981
3	3.128	1:51.435	3	4.840	1:43.791	3	6.768	1:41.876	9	10.327	1:41.342	9	13.747	1:43.017
9	3.360	1:51.667	2	5.627	1:43.558	8	7.784	1:44.768	7	12.249	1:42.475	7	13.828	1:41.176
2	4.148	1:52.455	7	7.620	1:45.305	9	8.662	1:40.974	8	14.724	1:46.617	8	19.924	1:44.797
7	4.394	1:52.701	9	7.636	1:46.355	7	9.451	1:41.779	6	17.520	1:43.616	6	21.560	1:43.637
6	4.521	1:52.828	6	7.858	1:45.416	6	13.581	1:45.671	2	19.986	1:53.232	2	34.787	1:54.398
11	8.247	1:56.554	11	28.132	2:01.964 P									

Weather / Track : Bright / Dry

Donington Park National
 Circuit Length = 1.9791 miles
 Start: 14:25 End: 14:46

4two Cup

RACE 2 - LAP CHART

Lap 6			Lap 7			Lap 8			Lap 9			Lap 10		
No	Behind	Laptime	No	Behind	Laptime	No	Behind	Laptime	No	Behind	Laptime	No	Behind	Laptime
5		1:38.422	5		1:37.319	5		1:38.117	5		1:37.704	5		1:37.753
12	0.514	1:38.960	12	0.992	1:37.797	12	1.107	1:38.232	12	0.409	1:37.006	12	0.318	1:37.662
10	7.541	1:45.245	10	14.807	1:44.585	4	20.085	1:39.286	4	23.761	1:41.380	7	28.344	1:41.604
3	14.318	1:40.819	4	18.916	1:41.901	10	20.801	1:44.111	7	24.493	1:40.755	4	28.363	1:42.355
4	14.334	1:41.266	7	19.862	1:40.673	7	21.442	1:39.697	9	27.646	1:42.060	9	32.389	1:42.496
7	16.508	1:41.126	9	21.822	1:41.823	9	23.290	1:39.585	10	27.708	1:44.611	10	32.933	1:42.978
9	17.318	1:42.017	3	23.640	1:46.641	6	27.812	1:38.071	6	35.978	1:45.870	3	40.494	1:41.563
8	26.079	1:44.601	6	27.858	1:37.778	3	30.522	1:44.999	3	36.684	1:43.866	6	45.070	1:46.845
6	27.399	1:44.285	8	31.878	1:43.118	8	38.112	1:44.351	8	47.672	1:47.264	8	51.709	1:41.790
2	37.567	1:41.226	2	40.604	1:40.356									

4two Cup

RACE 2 - LAP CHART


Lap 11			Lap 12		
No	Behind	Laptime	No	Behind	Laptime
5		1:37.410	5		1:36.724
12	0.714	1:37.806	12	1.093	1:37.103
7	30.494	1:39.560	11	9 LAPS	16:05.298 P
4	30.665	1:39.712	7	34.477	1:40.707
9	37.718	1:42.739	4	34.620	1:40.679
10	38.403	1:42.880	9	41.839	1:40.845
3	42.860	1:39.776	10	44.439	1:42.760
6	53.286	1:45.626	3	46.692	1:40.556
8	1:01.700	1:47.401	6	59.630	1:43.068
			8	1:12.894	1:47.918

Weather / Track : Bright / Dry

Donington Park National
Circuit Length = 1.9791 miles
Start: 14:25 End: 14:46

4two Cup

RACE 8 - GRID

ROW 6	12	Ronnie AMIS	
ROW 5	2	Paul BATES	11
ROW 4	6	Andrew DONALDSON	8
ROW 3	10	Charlie BURT	3
ROW 2	4	Warren BREENER	9
ROW 1	5	Sarah FRANKLIN	7
Pole			
			

Donington Park National
Circuit Length = 1.9791 miles

These results are provisional until the conclusion of any judicial and technical matters.

Clerk of Course :		Timekeeper :

4two Cup

RACE 8 - CLASSIFICATION

POS	NO	CL	NAME	ENTRY	LAPS	TIME	GAP	DIFF	MPH	BEST	ON
1	8		David MOORE	Smart fortwo Brabus	9	14:56.022			71.56	1:36.102	7
2	5		Sarah FRANKLIN	Smart fortwo Brabus	9	14:57.689	1.667	1.667	71.42	1:36.923	8
3	4		Warren BREENER	Smart fortwo Brabus	9	15:05.915	9.893	8.226	70.78	1:38.731	5
4	7		David ASH N	Smart fortwo Brabus	9	15:13.164	17.142	7.249	70.21	1:38.843	9
5	3		James PALMER	Smart fortwo Brabus	9	15:19.739	23.717	6.575	69.71	1:38.116	2
6	12		Ronnie AMIS	Smart fortwo Brabus	9	15:20.452	24.430	0.713	69.66	1:38.024	2
7	2		Paul ATES B	Smart fortwo Brabus	9	15:36.142	40.120	15.690	68.49	1:40.365	2
8	6		Andrew DONALDSON	Smart fortwo Brabus	9	15:37.485	41.463	1.343	68.39	1:40.329	5
NOT CLASSIFIED											
<i>DNF</i>	10		Charlie BURT	Smart fortwo Brabus	3	5:22.330	6 laps	6 laps	66.31	1:40.157	2
<i>DNF</i>	9		Paul ABRAHAM	Smart fortwo Brabus	2	3:24.481	7 laps	1 lap	69.68	1:39.878	2
<i>DNF</i>	11		David GREEN	Smart fortwo Brabus	2	3:50.274	7 laps	25.793	61.87		
FASTEST LAP											
	8		David MOORE	Smart fortwo Brabus	7	1:36.102		74.13 mph		119.31 kph	

Weather / Track : Cloudy / Dry

These results are provisional until the conclusion of any judicial and technical matters.

Donington Park National
Circuit Length = 1.9791 miles
Start: 19:39 End: 19:55

Clerk of Course :		Timekeeper :
-------------------	--	--------------

4two Cup

RACE 8 - LAP CHART

Lap 1			Lap 2			Lap 3			Lap 4			Lap 5		
No	Behind	Laptime	No	Behind	Laptime	No	Behind	Laptime	No	Behind	Laptime	No	Behind	Laptime
9		1:44.603	8		1:36.213	8		1:36.452	8		1:38.992	8		1:40.184
5	0.892	1:45.495	3	2.380	1:38.116	12	9.090	1:42.533	5	10.862	1:40.358	5	9.808	1:39.130
8	1.274	1:45.877	9	2.391	1:39.878	5	9.496	1:43.195	4	13.005	1:39.718	4	11.552	1:38.731
3	1.751	1:46.354	5	2.753	1:39.348	4	12.279	1:40.589	12	13.249	1:43.151	12	15.323	1:42.258
12	2.472	1:47.075	12	3.009	1:38.024	7	16.645	1:43.663	7	17.837	1:40.184	3	16.931	1:39.263
10	5.270	1:49.873	10	7.940	1:40.157	3	18.314	1:52.386	3	17.852	1:38.530	7	18.047	1:40.394
4	5.765	1:50.368	4	8.142	1:39.864	6	21.915	1:44.995	6	26.558	1:43.635	6	26.703	1:40.329
7	5.908	1:50.511	7	9.434	1:41.013	2	22.958	1:48.449	2	26.938	1:42.972	2	27.616	1:40.862
6	7.074	1:51.677	2	10.961	1:40.365	10	23.788	1:52.300 P						
11	7.986	1:52.589	6	13.372	1:43.785									
2	8.083	1:52.686	11	28.184	1:57.685 P									

Weather / Track : Cloudy / Dry

Donington Park National
 Circuit Length = 1.9791 miles
 Start: 19:39 End: 19:55

4two Cup

RACE 8 - LAP CHART

Lap 6			Lap 7			Lap 8			Lap 9		
No	Behind	Laptime	No	Behind	Laptime	No	Behind	Laptime	No	Behind	Laptime
8		1:41.748	8		1:36.102	8		1:36.966	8		1:43.488
5	6.048	1:37.988	5	7.704	1:37.758	5	7.661	1:36.923	5	1.667	1:37.494
4	8.760	1:38.956	4	11.748	1:39.090	4	14.155	1:39.373	4	9.893	1:39.226
3	14.017	1:38.834	7	19.127	1:39.839	7	21.787	1:39.626	7	17.142	1:38.843
7	15.390	1:39.091	3	21.165	1:43.250	3	26.751	1:42.552	3	23.717	1:40.454
12	17.897	1:44.322	12	25.665	1:43.870	12	29.285	1:40.586	12	24.430	1:38.633
2	27.050	1:41.182	2	34.760	1:43.812	2	40.738	1:42.944	2	40.120	1:42.870
6	27.247	1:42.292	6	36.340	1:45.195	6	41.798	1:42.424	6	41.463	1:43.153

Weather / Track : Cloudy / Dry

Donington Park National
Circuit Length = 1.9791 miles
Start: 19:39 End: 19:55

Ma5da MX5 Championship

QUALIFYING - GROUP 1 - CLASSIFICATION

POS	NO	CL	NAME	ENTRY	TIME	ON	LAPS	GAP	DIFF	MPH
1	18	P	aul SHEARD	Mazda MX5	1:40.780	8	8			70.69
2	30		Wayne LE MONTAIS	Mazda MX5	1:41.204	4	9	0.424	0.424	70.39
3	100		Alyn ROBSON	Mazda MX5	1:42.583	6	9	1.803	1.379	69.45
4	73	Be	n SHORT	Mazda MX5	1:42.628	4	9	1.848	0.045	69.42
5	8		Adam GORE	Mazda MX5	1:42.655	5	9	1.875	0.027	69.40
6	69		Matt ROBINSON	Mazda MX5	1:43.104	3	9	2.324	0.449	69.10
7	9		Christopher WOODGER	Mazda MX5	1:43.296	7	8	2.516	0.192	68.97
8	110	T	om DAVIS	Mazda MX5	1:44.047	8	8	3.267	0.751	68.47
9	76	Bri	an CHANDLER	Mazda MX5	1:44.332	5	8	3.552	0.285	68.28
10	45	Gar	y HUFFORD	Mazda MX5	1:44.652	8	8	3.872	0.320	68.07
11	48	Ja	mes BLAKE-BALDWIN	Mazda MX5	1:44.723	4	8	3.943	0.071	68.03
12	172		Daniel MOLLOY	Mazda MX5	1:45.082	6	8	4.302	0.359	67.80
13	92		Jordan STILP	Mazda MX5	1:45.264	8	8	4.484	0.182	67.68
14	7		Kevin MIDDLETON	Mazda MX5	1:45.824	8	8	5.044	0.560	67.32
15	27	C	live BAILY	Mazda MX5	1:46.327	5	8	5.547	0.503	67.00
16	102	Ke	n SAVAGE	Mazda MX5	1:46.425	8	8	5.645	0.098	66.94
17	64		Andrew WRIGHT	Mazda MX5	1:46.724	8	8	5.944	0.299	66.75
18	95		Michael RICH	Mazda MX5	1:46.776	6	8	5.996	0.052	66.72
19	36	A	ndy COOMBS	Mazda MX5	1:46.910	7	8	6.130	0.134	66.64
20	39		Brett SMITH	Mazda MX5	1:46.966	4	8	6.186	0.056	66.60
21	75		Daniel STRANGE - TRANSPONDER	Mazda MX5	1:47.525	8	8	6.745	0.559	66.26
22	47		Stephen CRAGGS	Mazda MX5	1:47.740	8	8	6.960	0.215	66.12
23	88		John CHAPPELL	Mazda MX5	1:47.748	8	8	6.968	0.008	66.12
24	32		Alexander PRESTON	Mazda MX5	1:47.787	8	8	7.007	0.039	66.09
25	118	C	arl ANDREW	Mazda MX5	1:47.992	8	8	7.212	0.205	65.97
26	66	Pie	rs CANDLER	Mazda MX5	1:48.438	7	8	7.658	0.446	65.70
27	49	Bar	ry BAILEY	Mazda MX5	1:48.608	8	8	7.828	0.170	65.59
28	67		Rob CARRIGAN - TRANSPONDER	Mazda MX5	1:48.946	4	8	8.166	0.338	65.39
29	74		Sam GENDY - TRANSPONDER N/V	Mazda MX5	1:49.111	8	8	8.331	0.165	65.29
30	40	Da	ve CAR	Mazda MX5	1:49.179	8	8	8.399	0.068	65.25
31	43		Fabio SETTEMBRE	Mazda MX5	1:49.226	7	7	8.446	0.047	65.22
32	61		Nicholas TARSEY	Mazda MX5	1:50.731	7	8	9.951	1.505	64.34
33	19	Lau	rie GRANT	Mazda MX5	1:51.348	8	8	10.568	0.617	63.98
34	53		Jeff MILEHAM	Mazda MX5	1:51.729	8	8	10.949	0.381	63.76
35	77		John COCKBURN-EVANS	Mazda MX5	1:51.788	8	8	11.008	0.059	63.73
36	71		Steven ANDREW	Mazda MX5	1:51.836	8	8	11.056	0.048	63.70
37	34		David NEIDELL	Mazda MX5	1:52.434	7	8	11.654	0.598	63.36
38	31		Tasha SEWELL	Mazda MX5	2:00.711	2	7	19.931	8.277	59.02

Weather / Track : Light Rain / Damp
 These results are provisional until the conclusion of any judicial and technical matters.

Donington Park National
 Circuit Length = 1.9791 miles
 Start: 10:55 End: 11:13

Clerk of Course :	Timekeeper :
-------------------	--------------

Ma5da MX5 Championship

QUALIFYING - GROUP 1 - LAP ANALYSIS

7	Kevin MIDDLETON		Mazda MX5				
1 -	2:01.597	+ 15.773	10:58:23.151	5 -	1:46.495	+ 0.671	11:05:34.030
2 -	1:50.550	+ 4.726	11:00:13.701	6 -	1:46.972	+ 1.148	11:07:21.002
3 -	1:47.870	+ 2.046	11:02:01.571	7 -	1:48.080	+ 2.256	11:09:09.082
4 -	1:45.964	+ 0.140	11:03:47.535	8 -	1:45.824		11:10:54.906
8	Adam GORE		Mazda MX5				
1 -	1:50.167	+ 7.512	10:57:53.744	6 -	1:44.518	+ 1.863	11:06:32.286
2 -	1:44.594	+ 1.939	10:59:38.338	7 -	1:48.651	+ 5.996	11:08:20.937
3 -	1:43.852	+ 1.197	11:01:22.190	8 -	1:46.774	+ 4.119	11:10:07.711
4 -	1:42.923	+ 0.268	11:03:05.113	9 -	1:55.041	+ 12.386	11:12:02.752
5 -	1:42.655		11:04:47.768				
9	Christopher WOODGER		Mazda MX5				
1 -	2:05.789	+ 22.493	10:58:32.650	5 -	1:48.883	+ 5.587	11:05:45.136
2 -	1:50.159	+ 6.863	11:00:22.809	6 -	1:45.452	+ 2.156	11:07:30.588
3 -	1:47.664	+ 4.368	11:02:10.473	7 -	1:43.296		11:09:13.884
4 -	1:45.780	+ 2.484	11:03:56.253	8 -	1:43.665	+ 0.369	11:10:57.549
18	Paul SHEARD		Mazda MX5				
1 -	2:46.548	+ 1:05.768	10:59:20.369	5 -	1:43.121	+ 2.341	11:06:13.880
2 -	1:44.085	+ 3.305	11:01:04.454	6 -	1:42.302	+ 1.522	11:07:56.182
3 -	1:43.588	+ 2.808	11:02:48.042	7 -	1:41.425	+ 0.645	11:09:37.607
4 -	1:42.717	+ 1.937	11:04:30.759	8 -	1:40.780		11:11:18.387
19	Laurie GRANT		Mazda MX5				
1 -	2:10.235	+ 18.887	10:58:30.898	5 -	1:52.772	+ 1.424	11:06:07.887
2 -	1:54.037	+ 2.689	11:00:24.935	6 -	2:17.903	+ 26.555	11:08:25.790
3 -	1:56.836	+ 5.488	11:02:21.771	7 -	1:54.037	+ 2.689	11:10:19.827
4 -	1:53.344	+ 1.996	11:04:15.115	8 -	1:51.348		11:12:11.175
27	Clive BAILYE		Mazda MX5				
1 -	1:54.266	+ 7.939	10:58:01.113	5 -	1:46.327		11:05:12.655
2 -	1:49.212	+ 2.885	10:59:50.325	6 -	1:48.901	+ 2.574	11:07:01.556
3 -	1:47.339	+ 1.012	11:01:37.664	7 -	1:46.752	+ 0.425	11:08:48.308
4 -	1:48.664	+ 2.337	11:03:26.328	8 -	1:47.073	+ 0.746	11:10:35.381
30	Wayne LE MONTAIS		Mazda MX5				
1 -	1:49.520	+ 8.316	10:57:50.980	6 -	1:41.933	+ 0.729	11:06:22.427
2 -	1:44.035	+ 2.831	10:59:35.015	7 -	1:44.713	+ 3.509	11:08:07.140
3 -	1:41.635	+ 0.431	11:01:16.650	8 -	1:42.429	+ 1.225	11:09:49.569
4 -	1:41.204		11:02:57.854	9 -	1:42.835	+ 1.631	11:11:32.404
5 -	1:42.640	+ 1.436	11:04:40.494				
31	Tasha SEWELL		Mazda MX5				
1 -	2:09.107	+ 8.396	10:58:35.573	5 -	2:04.665	+ 3.954	11:07:07.190
2 -	2:00.711		11:00:36.284	6 -	2:05.242	+ 4.531	11:09:12.432
3 -	2:18.620	+ 17.909	11:02:54.904	7 -	2:02.856	+ 2.145	11:11:15.288
4 -	2:07.621	+ 6.910	11:05:02.525				
32	Alexander PRESTON		Mazda MX5				
1 -	1:56.979	+ 9.192	10:58:09.632	5 -	1:48.324	+ 0.537	11:05:31.573
2 -	1:52.987	+ 5.200	11:00:02.619	6 -	1:49.181	+ 1.394	11:07:20.754
3 -	1:50.960	+ 3.173	11:01:53.579	7 -	1:52.207	+ 4.420	11:09:12.961
4 -	1:49.670	+ 1.883	11:03:43.249	8 -	1:47.787		11:11:00.748
34	David NEIDELL		Mazda MX5				
1 -	2:15.354	+ 22.920	10:58:31.079	5 -	1:53.311	+ 0.877	11:06:37.342
2 -	2:05.114	+ 12.680	11:00:36.193	6 -	1:53.808	+ 1.374	11:08:31.150
3 -	2:13.123	+ 20.689	11:02:49.316	7 -	1:52.434		11:10:23.584
4 -	1:54.715	+ 2.281	11:04:44.031	8 -	1:57.815	+ 5.381	11:12:21.399

Weather / Track : Light Rain / Damp

Donington Park National
Circuit Length = 1.9791 miles
Start: 10:55 End: 11:13

Ma5da MX5 Championship

QUALIFYING - GROUP 1 - LAP ANALYSIS

36	Andy COOMBS		Mazda MX5				
1 -	1:51.000	+ 4.090	10:57:53.783	5 -	1:47.342	+ 0.432	11:05:05.277
2 -	1:48.299	+ 1.389	10:59:42.082	6 -	1:47.771	+ 0.861	11:06:53.048
3 -	1:48.190	+ 1.280	11:01:30.272	7 -	1:46.910		11:08:39.958
4 -	1:47.663	+ 0.753	11:03:17.935	8 -	1:47.375	+ 0.465	11:10:27.333
39	Brett SMITH		Mazda MX5				
1 -	1:55.865	+ 8.899	10:58:00.189	5 -	2:09.284	+ 22.318	11:05:33.371
2 -	1:49.602	+ 2.636	10:59:49.791	6 -	1:47.980	+ 1.014	11:07:21.351
3 -	1:47.330	+ 0.364	11:01:37.121	7 -	1:48.442	+ 1.476	11:09:09.793
4 -	1:46.966		11:03:24.087	8 -	1:57.375	+ 10.409	11:11:07.168
40	Dave CAR		Mazda MX5				
1 -	2:02.005	+ 12.826	10:58:18.471	5 -	1:52.829	+ 3.650	11:05:53.904
2 -	1:54.636	+ 5.457	11:00:13.107	6 -	1:51.825	+ 2.646	11:07:45.729
3 -	1:54.126	+ 4.947	11:02:07.233	7 -	1:51.066	+ 1.887	11:09:36.795
4 -	1:53.842	+ 4.663	11:04:01.075	8 -	1:49.179		11:11:25.974
43	Fabio SETTEMBRE		Mazda MX5				
1 -	1:57.806	+ 8.580	10:58:09.261	5 -	1:52.315	+ 3.089	11:06:26.364
2 -	2:06.190	+ 16.964	11:00:15.451	6 -	2:11.452	+ 22.226	11:08:37.816
3 -	2:00.796	+ 11.570	11:02:16.247	7 -	1:49.226		11:10:27.042
4 -	2:17.802	+ 28.576	11:04:34.049				
45	Gary HUFFORD		Mazda MX5				
1 -	1:53.803	+ 9.151	10:58:03.563	5 -	1:46.258	+ 1.606	11:05:19.286
2 -	1:52.473	+ 7.821	10:59:56.036	6 -	1:47.856	+ 3.204	11:07:07.142
3 -	1:49.691	+ 5.039	11:01:45.727	7 -	1:46.156	+ 1.504	11:08:53.298
4 -	1:47.301	+ 2.649	11:03:33.028	8 -	1:44.652		11:10:37.950
47	Stephen CRAGGS		Mazda MX5				
1 -	2:04.515	+ 16.775	10:58:41.038	5 -	1:51.243	+ 3.503	11:06:21.834
2 -	1:58.472	+ 10.732	11:00:39.510	6 -	1:51.644	+ 3.904	11:08:13.478
3 -	1:57.039	+ 9.299	11:02:36.549	7 -	1:52.189	+ 4.449	11:10:05.667
4 -	1:54.042	+ 6.302	11:04:30.591	8 -	1:47.740		11:11:53.407
48	James BLAKE-BALDWIN		Mazda MX5				
1 -	2:01.416	+ 16.693	10:58:19.394	5 -	1:44.887	+ 0.164	11:05:27.268
2 -	1:50.875	+ 6.152	11:00:10.269	6 -	1:45.112	+ 0.389	11:07:12.380
3 -	1:47.389	+ 2.666	11:01:57.658	7 -	2:11.289	+ 26.566	11:09:23.669
4 -	1:44.723		11:03:42.381	8 -	1:46.111	+ 1.388	11:11:09.780
49	Barry BAILEY		Mazda MX5				
1 -	2:01.528	+ 12.920	10:58:26.434	5 -	1:58.037	+ 9.429	11:06:00.055
2 -	1:52.587	+ 3.979	11:00:19.021	6 -	1:49.262	+ 0.654	11:07:49.317
3 -	1:51.274	+ 2.666	11:02:10.295	7 -	1:50.497	+ 1.889	11:09:39.814
4 -	1:51.723	+ 3.115	11:04:02.018	8 -	1:48.608		11:11:28.422
53	Jeff MILEHAM		Mazda MX5				
1 -	2:06.772	+ 15.043	10:58:37.383	5 -	1:54.253	+ 2.524	11:06:32.875
2 -	2:03.210	+ 11.481	11:00:40.593	6 -	1:53.629	+ 1.900	11:08:26.504
3 -	2:01.200	+ 9.471	11:02:41.793	7 -	1:52.306	+ 0.577	11:10:18.810
4 -	1:56.829	+ 5.100	11:04:38.622	8 -	1:51.729		11:12:10.539
61	Nicholas TARSEY		Mazda MX5				
1 -	2:11.161	+ 20.430	10:58:45.440	5 -	1:52.506	+ 1.775	11:06:29.753
2 -	1:57.542	+ 6.811	11:00:42.982	6 -	1:56.181	+ 5.450	11:08:25.934
3 -	1:57.691	+ 6.960	11:02:40.673	7 -	1:50.731		11:10:16.665
4 -	1:56.574	+ 5.843	11:04:37.247	8 -	1:52.205	+ 1.474	11:12:08.870

Weather / Track : Light Rain / Damp

Donington Park National
Circuit Length = 1.9791 miles
Start: 10:55 End: 11:13

Ma5da MX5 Championship

QUALIFYING - GROUP 1 - LAP ANALYSIS

64	Andrew WRIGHT		Mazda MX5				
1 -	2:01.989	+ 15.265	10:58:07.050	5 -	2:33.251 P	+ 46.527	11:06:06.908
2 -	1:49.475	+ 2.751	10:59:56.525	6 -	2:21.083	+ 34.359	11:08:27.991
3 -	1:49.952	+ 3.228	11:01:46.477	7 -	1:51.097	+ 4.373	11:10:19.088
4 -	1:47.180	+ 0.456	11:03:33.657	8 -	1:46.724		11:12:05.812
66	Piers CANDLER		Mazda Mx5				
1 -	2:02.156	+ 13.718	10:58:38.913	5 -	1:52.422	+ 3.984	11:06:19.016
2 -	1:59.329	+ 10.891	11:00:38.242	6 -	1:49.611	+ 1.173	11:08:08.627
3 -	1:56.202	+ 7.764	11:02:34.444	7 -	1:48.438		11:09:57.065
4 -	1:52.150	+ 3.712	11:04:26.594	8 -	1:48.916	+ 0.478	11:11:45.981
67	Rob CARRIGAN		Mazda MX5				
1 -	2:01.388	+ 12.442	10:58:24.935	5 -	1:48.958	+ 0.012	11:05:46.217
2 -	1:50.517	+ 1.571	11:00:15.452	6 -	1:53.576	+ 4.630	11:07:39.793
3 -	1:52.861	+ 3.915	11:02:08.313	7 -	1:50.448	+ 1.502	11:09:30.241
4 -	1:48.946		11:03:57.259	8 -	1:49.711	+ 0.765	11:11:19.952
69	Matt ROBINSON		Mazda MX5				
1 -	1:47.917	+ 4.813	10:57:51.273	6 -	1:44.920	+ 1.816	11:06:31.932
2 -	1:45.057	+ 1.953	10:59:36.330	7 -	1:48.432	+ 5.328	11:08:20.364
3 -	1:43.104		11:01:19.434	8 -	1:43.360	+ 0.256	11:10:03.724
4 -	1:43.694	+ 0.590	11:03:03.128	9 -	1:43.517	+ 0.413	11:11:47.241
5 -	1:43.884	+ 0.780	11:04:47.012				
71	Steven ANDREW		Mazda MX5				
1 -	2:07.162	+ 15.326	10:58:25.861	5 -	1:54.871	+ 3.035	11:06:07.547
2 -	1:57.185	+ 5.349	11:00:23.046	6 -	1:57.297	+ 5.461	11:08:04.844
3 -	1:54.116	+ 2.280	11:02:17.162	7 -	1:53.017	+ 1.181	11:09:57.861
4 -	1:55.514	+ 3.678	11:04:12.676	8 -	1:51.836		11:11:49.697
73	Ben SHORT		Mazda MX5				
1 -	1:49.629	+ 7.001	10:57:53.959	6 -	1:43.253	+ 0.625	11:06:32.620
2 -	1:45.607	+ 2.979	10:59:39.566	7 -	1:49.047	+ 6.419	11:08:21.667
3 -	1:43.902	+ 1.274	11:01:23.468	8 -	1:43.013	+ 0.385	11:10:04.680
4 -	1:42.628		11:03:06.096	9 -	1:42.670	+ 0.042	11:11:47.350
5 -	1:43.271	+ 0.643	11:04:49.367				
74	Sam GENDY		Mazda MX5				
1 -	2:07.555	+ 18.444	10:58:36.405	5 -	1:51.313	+ 2.202	11:06:20.758
2 -	2:01.032	+ 11.921	11:00:37.437	6 -	1:51.931	+ 2.820	11:08:12.689
3 -	1:58.401	+ 9.290	11:02:35.838	7 -	1:49.895	+ 0.784	11:10:02.584
4 -	1:53.607	+ 4.496	11:04:29.445	8 -	1:49.111		11:11:51.695
75	Daniel STRANGE		Mazda MX5				
1 -	2:01.658	+ 14.133	10:58:29.398	5 -	1:49.718	+ 2.193	11:06:09.396
2 -	2:07.400	+ 19.875	11:00:36.798	6 -	1:51.695	+ 4.170	11:08:01.091
3 -	1:52.081	+ 4.556	11:02:28.879	7 -	1:49.668	+ 2.143	11:09:50.759
4 -	1:50.799	+ 3.274	11:04:19.678	8 -	1:47.525		11:11:38.284
76	Brian CHANDLER		Mazda MX5				
1 -	2:05.104	+ 20.772	10:58:25.819	5 -	1:44.332		11:05:36.046
2 -	1:50.303	+ 5.971	11:00:16.122	6 -	1:45.464	+ 1.132	11:07:21.510
3 -	1:51.204	+ 6.872	11:02:07.326	7 -	1:48.349	+ 4.017	11:09:09.859
4 -	1:44.388	+ 0.056	11:03:51.714	8 -	1:44.502	+ 0.170	11:10:54.361
77	John COCKBURN-EVANS		Mazda MX5				
1 -	2:01.995	+ 10.207	10:58:18.848	5 -	1:54.787	+ 2.999	11:06:19.569
2 -	2:12.743	+ 20.955	11:00:31.591	6 -	1:52.453	+ 0.665	11:08:12.022
3 -	1:56.897	+ 5.109	11:02:28.488	7 -	1:53.799	+ 2.011	11:10:05.821
4 -	1:56.294	+ 4.506	11:04:24.782	8 -	1:51.788		11:11:57.609

Weather / Track : Light Rain / Damp

Donington Park National
Circuit Length = 1.9791 miles
Start: 10:55 End: 11:13

Ma5da MX5 Championship

QUALIFYING - GROUP 1 - LAP ANALYSIS

88	John CHAPPELL		Mazda MX5				
1 -	1:54.028	+ 6.280	10:58:03.038	5 -	1:53.211	+ 5.463	11:05:26.638
2 -	1:48.973	+ 1.225	10:59:52.011	6 -	1:59.336	+ 11.588	11:07:25.974
3 -	1:49.086	+ 1.338	11:01:41.097	7 -	1:48.854	+ 1.106	11:09:14.828
4 -	1:52.330	+ 4.582	11:03:33.427	8 -	1:47.748		11:11:02.576
92	Jordan STILP		Mazda MX5				
1 -	1:53.870	+ 8.606	10:58:07.284	5 -	1:48.798	+ 3.534	11:05:27.036
2 -	1:48.997	+ 3.733	10:59:56.281	6 -	1:46.840	+ 1.576	11:07:13.876
3 -	1:54.666	+ 9.402	11:01:50.947	7 -	1:47.506	+ 2.242	11:09:01.382
4 -	1:47.291	+ 2.027	11:03:38.238	8 -	1:45.264		11:10:46.646
95	Michael RICH		Mazda MX5				
1 -	1:54.180	+ 7.404	10:58:01.916	5 -	1:46.786	+ 0.010	11:05:13.584
2 -	1:48.779	+ 2.003	10:59:50.695	6 -	1:46.776		11:07:00.360
3 -	1:48.182	+ 1.406	11:01:38.877	7 -	1:47.188	+ 0.412	11:08:47.548
4 -	1:47.921	+ 1.145	11:03:26.798	8 -	1:48.512	+ 1.736	11:10:36.060
100	Alyn ROBSON		Mazda MX5				
1 -	1:51.511	+ 8.928	10:57:57.636	6 -	1:42.583		11:06:33.414
2 -	1:43.415	+ 0.832	10:59:41.051	7 -	1:48.739	+ 6.156	11:08:22.153
3 -	1:43.807	+ 1.224	11:01:24.858	8 -	1:43.849	+ 1.266	11:10:06.002
4 -	1:43.119	+ 0.536	11:03:07.977	9 -	1:43.614	+ 1.031	11:11:49.616
5 -	1:42.854	+ 0.271	11:04:50.831				
102	Ken SAVAGE		Mazda MX5				
1 -	1:53.225	+ 6.800	10:57:58.961	5 -	1:47.532	+ 1.107	11:05:10.848
2 -	1:47.948	+ 1.523	10:59:46.909	6 -	1:47.859	+ 1.434	11:06:58.707
3 -	1:48.644	+ 2.219	11:01:35.553	7 -	2:06.618	+ 20.193	11:09:05.325
4 -	1:47.763	+ 1.338	11:03:23.316	8 -	1:46.425		11:10:51.750
110	Tom DAVIS		Mazda MX5				
1 -	2:31.365	+ 47.318	10:58:53.346	5 -	1:45.344	+ 1.297	11:06:17.443
2 -	2:04.809	+ 20.762	11:00:58.155	6 -	1:44.478	+ 0.431	11:08:01.921
3 -	1:47.118	+ 3.071	11:02:45.273	7 -	1:45.609	+ 1.562	11:09:47.530
4 -	1:46.826	+ 2.779	11:04:32.099	8 -	1:44.047		11:11:31.577
118	Carl ANDREW		Mazda MX5				
1 -	2:08.139	+ 20.147	10:58:27.329	5 -	1:51.861	+ 3.869	11:06:05.021
2 -	1:54.721	+ 6.729	11:00:22.050	6 -	1:54.175	+ 6.183	11:07:59.196
3 -	1:57.387	+ 9.395	11:02:19.437	7 -	1:50.389	+ 2.397	11:09:49.585
4 -	1:53.723	+ 5.731	11:04:13.160	8 -	1:47.992		11:11:37.577
172	Daniel MOLLOY		Mazda MX5				
1 -	2:07.305	+ 22.223	10:58:24.154	5 -	1:45.493	+ 0.411	11:05:37.643
2 -	1:51.075	+ 5.993	11:00:15.229	6 -	1:45.082		11:07:22.725
3 -	1:49.292	+ 4.210	11:02:04.521	7 -	1:47.449	+ 2.367	11:09:10.174
4 -	1:47.629	+ 2.547	11:03:52.150	8 -	1:46.175	+ 1.093	11:10:56.349

Weather / Track : Light Rain / Damp

Donington Park National
Circuit Length = 1.9791 miles
Start: 10:55 End: 11:13

Ma5da MX5 Championship

QUALIFYING - GROUP 2 - CLASSIFICATION

POS	NO	CL	NAME	ENTRY	TIME	ON	LAPS	GAP	DIFF	MPH
1	2	T	Tom ROCHE	Mazda MX5	1:39.179	3	9			71.83
2	91		Matthew DAVIES	Mazda MX5	1:41.679	6	9	2.500	2.500	70.06
3	63	Rhy	Chris JENKINS	Mazda MX5	1:43.711	5	8	4.532	2.032	68.69
4	28	C	Carl NEWTON	Mazda MX5	1:44.408	9	9	5.229	0.697	68.23
5	99	J	Jonathan BLAKE	Mazda MX5	1:44.483	5	5	5.304	0.075	68.18
6	23		Martin TOLLEY	Mazda MX5	1:44.595	6	9	5.416	0.112	68.11
7	80		Sam HILL	Mazda MX5	1:44.686	9	9	5.507	0.091	68.05
8	120		Jade EDWARDS	Mazda MX5	1:45.330	5	8	6.151	0.644	67.64
9	13		Scott LEACH	Mazda MX5	1:45.534	6	8	6.355	0.204	67.51
10	46	S	Simon GODDARD	Mazda MX5	1:45.976	8	8	6.797	0.442	67.22
11	90		Alan HENDERSON	Mazda MX5	1:46.192	5	8	7.013	0.216	67.09
12	35		Eduardo CORREIA	Mazda MX5	1:46.196	7	8	7.017	0.004	67.08
13	78	K	Kevin DENGATE	Mazda MX5	1:46.380	3	5	7.201	0.184	66.97
14	17	N	Nick GILFILLAN	Mazda MX5	1:46.380	7	8	7.201	0.000	66.97
15	62	C	Chris LOVETT	Mazda MX5	1:46.572	7	8	7.393	0.192	66.85
16	38		John KINGHORN	Mazda MX5	1:46.667	5	8	7.488	0.095	66.79
17	79		Andrew CHILDS	Mazda MX5	1:46.947	8	8	7.768	0.280	66.61
18	20		David EVANS	Mazda MX5	1:47.159	8	8	7.980	0.212	66.48
19	21		Iain CAMERON	Mazda MX5	1:47.466	8	8	8.287	0.307	66.29
20	33		Mark LITHERLAND	Mazda MX5	1:47.589	8	8	8.410	0.123	66.22
21	96	M	Mark PIERPOINT	Mazda MX5	1:48.109	7	8	8.930	0.520	65.90
22	108	J	Jamie INGRAM	Mazda MX5	1:48.310	8	8	9.131	0.201	65.78
23	70		Daniel ROGERS	Mazda MX5	1:48.545	8	8	9.366	0.235	65.63
24	65	A	Andy BARKER	Mazda MX5	1:48.710	8	8	9.531	0.165	65.53
25	22		Scott FERGUSON	Mazda MX5	1:49.076	6	8	9.897	0.366	65.31
26	54		John POWELL	Mazda MX5	1:49.412	8	8	10.233	0.336	65.11
27	72	M	Matthew SHORT	Mazda MX5	1:50.062	8	8	10.883	0.650	64.73
28	50	Dar	Darren STANDING	Mazda MX5	1:50.568	5	8	11.389	0.506	64.43
29	94		Stephen QUICK	Mazda MX5	1:50.614	4	4	11.435	0.046	64.40
30	58		Tim GRAY	Mazda MX5	1:50.753	8	8	11.574	0.139	64.32
31	51	A	Andrew MURDOCH	Mazda MX5	1:51.640	6	8	12.461	0.887	63.81
32	12	M	Matthew LAMBERT	Mazda MX5	1:53.691	8	8	14.512	2.051	62.66
33	57		Aaron LLOYD	Mazda MX5	1:54.107	4	7	14.928	0.416	62.43
34	111	Terry	Terry BUCKEL	Mazda MX5	1:55.227	5	5	16.048	1.120	61.83
35	37	Ji	Jim CAROLAN	Mazda MX5	1:58.782	5	5	19.603	3.555	59.98
36	26		Paul YEOMANS	Mazda MX5	1:59.065	5	7	19.886	0.283	59.83
37	10		Philippe RETOURNE	Mazda MX5	2:01.914	2	7	22.735	2.849	58.43
38	101		Ian PRESCOTT	Mazda MX5	2:04.461	4	6	25.282	2.547	57.24

Weather / Track : Raining / Wet

These results are provisional until the conclusion of any judicial and technical matters.

Donington Park National
Circuit Length = 1.9791 miles
Start: 11:16 End: 11:33

Clerk of Course :	Timekeeper :
-------------------	--------------

Ma5da MX5 Championship

QUALIFYING - GROUP 2 - LAP ANALYSIS

2	Tom ROCHE		Mazda MX5				
1 -	1:43.712	+ 4.533	11:18:23.617	6 -	1:41.075	+ 1.896	11:26:48.643
2 -	1:40.444	+ 1.265	11:20:04.061	7 -	1:40.790	+ 1.611	11:28:29.433
3 -	1:39.179		11:21:43.240	8 -	1:43.849	+ 4.670	11:30:13.282
4 -	1:40.367	+ 1.188	11:23:23.607	9 -	1:45.412	+ 6.233	11:31:58.694
5 -	1:43.961	+ 4.782	11:25:07.568				
10	Philippe RETOURNE		Mazda MX5				
1 -	2:17.457	+ 15.543	11:19:34.536	5 -	2:06.584	+ 4.670	11:27:57.678
2 -	2:01.914		11:21:36.450	6 -	2:05.439	+ 3.525	11:30:03.117
3 -	2:07.558	+ 5.644	11:23:44.008	7 -	2:05.079	+ 3.165	11:32:08.196
4 -	2:07.086	+ 5.172	11:25:51.094				
12	Matthew LAMBERT		Mazda MX5				
1 -	2:02.301	+ 8.610	11:19:08.485	5 -	1:54.239	+ 0.548	11:26:52.563
2 -	1:59.738	+ 6.047	11:21:08.223	6 -	1:55.760	+ 2.069	11:28:48.323
3 -	1:55.860	+ 2.169	11:23:04.083	7 -	1:55.382	+ 1.691	11:30:43.705
4 -	1:54.241	+ 0.550	11:24:58.324	8 -	1:53.691		11:32:37.396
13	Scott LEACH		Mazda MX5				
1 -	1:44.866	+ -0.668	11:19:50.643	5 -	1:55.876	+ 10.342	11:27:08.478
2 -	1:45.725	+ 0.191	11:21:36.368	6 -	1:45.534		11:28:54.012
3 -	1:48.239	+ 2.705	11:23:24.607	7 -	1:47.483	+ 1.949	11:30:41.495
4 -	1:47.995	+ 2.461	11:25:12.602	8 -	1:46.365	+ 0.831	11:32:27.860
17	Nick GILFILLAN		Mazda MX5				
1 -	1:57.730	+ 11.350	11:18:45.087	5 -	1:47.692	+ 1.312	11:26:03.458
2 -	1:50.778	+ 4.398	11:20:35.865	6 -	1:46.743	+ 0.363	11:27:50.201
3 -	1:50.292	+ 3.912	11:22:26.157	7 -	1:46.380		11:29:36.581
4 -	1:49.609	+ 3.229	11:24:15.766	8 -	2:00.164	+ 13.784	11:31:36.745
20	David EVANS		Mazda MX5				
1 -	2:03.860	+ 16.701	11:19:21.423	5 -	1:49.184	+ 2.025	11:26:52.845
2 -	1:54.370	+ 7.211	11:21:15.793	6 -	1:51.508	+ 4.349	11:28:44.353
3 -	1:53.990	+ 6.831	11:23:09.783	7 -	1:48.224	+ 1.065	11:30:32.577
4 -	1:53.878	+ 6.719	11:25:03.661	8 -	1:47.159		11:32:19.736
21	Iain CAMERON		Mazda MX5				
1 -	1:59.754	+ 12.288	11:19:03.669	5 -	1:54.187	+ 6.721	11:26:47.160
2 -	1:54.940	+ 7.474	11:20:58.609	6 -	1:48.890	+ 1.424	11:28:36.050
3 -	1:53.735	+ 6.269	11:22:52.344	7 -	1:48.482	+ 1.016	11:30:24.532
4 -	2:00.629	+ 13.163	11:24:52.973	8 -	1:47.466		11:32:11.998
22	Scott FERGUSON		Mazda MX5				
1 -	1:59.452	+ 10.376	11:19:02.207	5 -	2:03.366	+ 14.290	11:26:50.444
2 -	1:55.796	+ 6.720	11:20:58.003	6 -	1:49.076		11:28:39.520
3 -	1:53.583	+ 4.507	11:22:51.586	7 -	1:49.535	+ 0.459	11:30:29.055
4 -	1:55.492	+ 6.416	11:24:47.078	8 -	1:49.900	+ 0.824	11:32:18.955
23	Martin TOLLEY		Mazda MX5				
1 -	1:51.139	+ 6.544	11:18:33.035	6 -	1:44.595		11:27:33.429
2 -	1:49.718	+ 5.123	11:20:22.753	7 -	1:50.801	+ 6.206	11:29:24.230
3 -	1:48.161	+ 3.566	11:22:10.914	8 -	1:46.992	+ 2.397	11:31:11.222
4 -	1:50.828	+ 6.233	11:24:01.742	9 -	1:45.678	+ 1.083	11:32:56.900
5 -	1:47.092	+ 2.497	11:25:48.834				
26	Paul YEOMANS		Mazda MX5				
1 -	2:22.571	+ 23.506	11:19:16.309	5 -	1:59.065		11:27:18.104
2 -	1:59.316	+ 0.251	11:21:15.625	6 -	2:16.550	+ 17.485	11:29:34.654
3 -	2:00.931	+ 1.866	11:23:16.556	7 -	2:01.447	+ 2.382	11:31:36.101
4 -	2:02.483	+ 3.418	11:25:19.039				

Weather / Track : Raining / Wet

Donington Park National
Circuit Length = 1.9791 miles
Start: 11:16 End: 11:33

Ma5da MX5 Championship

QUALIFYING - GROUP 2 - LAP ANALYSIS

28	Carl NEWTON		Mazda MX5				
1 -	1:52.927	+ 8.519	11:18:36.591	6 -	1:47.117	+ 2.709	11:27:24.819
2 -	1:46.115	+ 1.707	11:20:22.706	7 -	1:50.829	+ 6.421	11:29:15.648
3 -	1:44.643	+ 0.235	11:22:07.349	8 -	1:45.975	+ 1.567	11:31:01.623
4 -	1:44.658	+ 0.250	11:23:52.007	9 -	1:44.408		11:32:46.031
5 -	1:45.695	+ 1.287	11:25:37.702				
33	Mark LITHERLAND		Mazda MX5				
1 -	1:56.420	+ 8.831	11:18:47.696	5 -	1:49.363	+ 1.774	11:26:17.797
2 -	1:51.689	+ 4.100	11:20:39.385	6 -	1:48.169	+ 0.580	11:28:05.966
3 -	1:59.405	+ 11.816	11:22:38.790	7 -	1:53.537	+ 5.948	11:29:59.503
4 -	1:49.644	+ 2.055	11:24:28.434	8 -	1:47.589		11:31:47.092
35	Eduardo CORREIA		Mazda MX5				
1 -	1:58.655	+ 12.459	11:18:53.607	5 -	1:46.542	+ 0.346	11:26:05.822
2 -	1:48.883	+ 2.687	11:20:42.490	6 -	1:46.822	+ 0.626	11:27:52.644
3 -	1:49.043	+ 2.847	11:22:31.533	7 -	1:46.196		11:29:38.840
4 -	1:47.747	+ 1.551	11:24:19.280	8 -	1:50.186	+ 3.990	11:31:29.026
37	Jim CAROLAN		Mazda MX5				
1 -	2:07.625	+ 8.843	11:19:20.793	4 -	2:04.214	+ 5.432	11:25:24.565
2 -	2:00.439	+ 1.657	11:21:21.232	5 -	1:58.782		11:27:23.347
3 -	1:59.119	+ 0.337	11:23:20.351				
38	John KINGHORN		Mazda MX5				
1 -	1:55.759	+ 9.092	11:18:40.752	5 -	1:46.667		11:25:58.208
2 -	1:51.281	+ 4.614	11:20:32.033	6 -	1:47.719	+ 1.052	11:27:45.927
3 -	1:49.874	+ 3.207	11:22:21.907	7 -	1:48.735	+ 2.068	11:29:34.662
4 -	1:49.634	+ 2.967	11:24:11.541	8 -	1:48.360	+ 1.693	11:31:23.022
46	Simon GODDARD		Mazda MX5				
1 -	1:57.696	+ 11.720	11:19:01.035	5 -	1:47.121	+ 1.145	11:26:19.275
2 -	1:53.142	+ 7.166	11:20:54.177	6 -	1:47.247	+ 1.271	11:28:06.522
3 -	1:49.969	+ 3.993	11:22:44.146	7 -	1:48.382	+ 2.406	11:29:54.904
4 -	1:48.008	+ 2.032	11:24:32.154	8 -	1:45.976		11:31:40.880
50	Darren STANDING		Mazda MX5				
1 -	1:56.506	+ 5.938	11:18:39.290	5 -	1:50.568		11:26:11.139
2 -	1:52.010	+ 1.442	11:20:31.300	6 -	1:52.935	+ 2.367	11:28:04.074
3 -	1:56.727	+ 6.159	11:22:28.027	7 -	1:55.371	+ 4.803	11:29:59.445
4 -	1:52.544	+ 1.976	11:24:20.571	8 -	1:52.712	+ 2.144	11:31:52.157
51	Andrew MURDOCH		Mazda MX5				
1 -	1:56.117	+ 4.477	11:18:46.471	5 -	1:52.517	+ 0.877	11:26:20.776
2 -	1:52.969	+ 1.329	11:20:39.440	6 -	1:51.640		11:28:12.416
3 -	1:54.892	+ 3.252	11:22:34.332	7 -	1:55.610	+ 3.970	11:30:08.026
4 -	1:53.927	+ 2.287	11:24:28.259	8 -	1:53.469	+ 1.829	11:32:01.495
54	John POWELL		Mazda MX5				
1 -	2:03.751	+ 14.339	11:18:59.889	5 -	1:50.971	+ 1.559	11:26:39.495
2 -	1:56.934	+ 7.522	11:20:56.823	6 -	1:52.946	+ 3.534	11:28:32.441
3 -	1:51.603	+ 2.191	11:22:48.426	7 -	1:49.955	+ 0.543	11:30:22.396
4 -	2:00.098	+ 10.686	11:24:48.524	8 -	1:49.412		11:32:11.808
57	Aaron LLOYD		Mazda MX5				
1 -	2:12.566	+ 18.459	11:19:37.574	5 -	1:54.443	+ 0.336	11:27:28.841
2 -	2:00.926	+ 6.819	11:21:38.500	6 -	2:05.082	+ 10.975	11:29:33.923
3 -	2:01.791	+ 7.684	11:23:40.291	7 -	1:58.643	+ 4.536	11:31:32.566
4 -	1:54.107		11:25:34.398				

Weather / Track : Raining / Wet

Donington Park National
Circuit Length = 1.9791 miles
Start: 11:16 End: 11:33

Ma5da MX5 Championship

QUALIFYING - GROUP 2 - LAP ANALYSIS

58	Tim GRAY		Mazda MX5				
1 -	2:15.821	+ 25.068	11:19:35.119	5 -	1:52.760	+ 2.007	11:27:25.944
2 -	2:05.580	+ 14.827	11:21:40.699	6 -	1:57.183	+ 6.430	11:29:23.127
3 -	1:58.241	+ 7.488	11:23:38.940	7 -	1:51.505	+ 0.752	11:31:14.632
4 -	1:54.244	+ 3.491	11:25:33.184	8 -	1:50.753		11:33:05.385
62	Chris LOVETT		Mazda MX5				
1 -	1:55.408	+ 8.836	11:18:42.042	5 -	1:47.611	+ 1.039	11:26:01.261
2 -	1:51.375	+ 4.803	11:20:33.417	6 -	1:47.613	+ 1.041	11:27:48.874
3 -	1:51.764	+ 5.192	11:22:25.181	7 -	1:46.572		11:29:35.446
4 -	1:48.469	+ 1.897	11:24:13.650	8 -	1:48.130	+ 1.558	11:31:23.576
63	Rhys JENKINS		Mazda MX5				
1 -	2:07.730	+ 24.019	11:19:16.859	5 -	1:43.711		11:26:23.629
2 -	1:50.066	+ 6.355	11:21:06.925	6 -	1:44.285	+ 0.574	11:28:07.914
3 -	1:45.936	+ 2.225	11:22:52.861	7 -	2:00.090	+ 16.379	11:30:08.004
4 -	1:47.057	+ 3.346	11:24:39.918	8 -	1:50.239	+ 6.528	11:31:58.243
65	Amy BARKER		Mazda MX5				
1 -	2:20.175	+ 31.465	11:19:12.929	5 -	1:52.831	+ 4.121	11:26:57.187
2 -	1:58.762	+ 10.052	11:21:11.691	6 -	1:51.504	+ 2.794	11:28:48.691
3 -	1:56.880	+ 8.170	11:23:08.571	7 -	1:53.122	+ 4.412	11:30:41.813
4 -	1:55.785	+ 7.075	11:25:04.356	8 -	1:48.710		11:32:30.523
70	Daniel ROGERS		Mazda MX5				
1 -	2:07.344	+ 18.799	11:19:14.803	5 -	1:51.875	+ 3.330	11:27:10.359
2 -	2:14.025	+ 25.480	11:21:28.828	6 -	1:51.019	+ 2.474	11:29:01.378
3 -	1:53.978	+ 5.433	11:23:22.806	7 -	1:50.196	+ 1.651	11:30:51.574
4 -	1:55.678	+ 7.133	11:25:18.484	8 -	1:48.545		11:32:40.119
72	Matthew SHORT		Mazda MX5				
1 -	1:59.794	+ 9.732	11:19:01.196	5 -	1:50.762	+ 0.700	11:26:36.010
2 -	1:56.380	+ 6.318	11:20:57.576	6 -	1:53.108	+ 3.046	11:28:29.118
3 -	1:53.040	+ 2.978	11:22:50.616	7 -	1:50.397	+ 0.335	11:30:19.515
4 -	1:54.632	+ 4.570	11:24:45.248	8 -	1:50.062		11:32:09.577
78	Kevin DENGATE		Mazda MX5				
1 -	1:53.416	+ 7.036	11:18:39.476	4 -	1:46.576	+ 0.196	11:24:02.033
2 -	1:49.601	+ 3.221	11:20:29.077	5 -	1:46.456	+ 0.076	11:25:48.489
3 -	1:46.380		11:22:15.457				
79	Andrew CHILDS		Mazda MX5				
1 -	2:04.133	+ 17.186	11:19:09.664	5 -	2:01.164	+ 14.217	11:26:51.150
2 -	1:52.810	+ 5.863	11:21:02.474	6 -	1:49.055	+ 2.108	11:28:40.205
3 -	1:54.473	+ 7.526	11:22:56.947	7 -	1:50.177	+ 3.230	11:30:30.382
4 -	1:53.039	+ 6.092	11:24:49.986	8 -	1:46.947		11:32:17.329
80	Sam HILL		Mazda MX5				
1 -	1:50.333	+ 5.647	11:18:31.797	6 -	1:46.673	+ 1.987	11:27:23.796
2 -	1:46.770	+ 2.084	11:20:18.567	7 -	1:50.566	+ 5.880	11:29:14.362
3 -	1:45.807	+ 1.121	11:22:04.374	8 -	1:46.777	+ 2.091	11:31:01.139
4 -	1:46.088	+ 1.402	11:23:50.462	9 -	1:44.686		11:32:45.825
5 -	1:46.661	+ 1.975	11:25:37.123				
90	Alan HENDERSON		Mazda MX5				
1 -	1:58.396	+ 12.204	11:18:59.738	5 -	1:46.192		11:26:11.344
2 -	1:49.200	+ 3.008	11:20:48.938	6 -	1:48.290	+ 2.098	11:27:59.634
3 -	1:47.939	+ 1.747	11:22:36.877	7 -	1:47.680	+ 1.488	11:29:47.314
4 -	1:48.275	+ 2.083	11:24:25.152	8 -	1:49.209	+ 3.017	11:31:36.523

Weather / Track : Raining / Wet

Donington Park National
Circuit Length = 1.9791 miles
Start: 11:16 End: 11:33

Ma5da MX5 Championship

QUALIFYING - GROUP 2 - LAP ANALYSIS


91	Matthew DAVIES		Mazda MX5			
1 -	1:55.385	+ 13.706	11:18:52.220	6 -	1:41.679	11:27:28.652
2 -	1:44.342	+ 2.663	11:20:36.562	7 -	1:49.232	+ 7.553 11:29:17.884
3 -	1:44.227	+ 2.548	11:22:20.789	8 -	1:43.922	+ 2.243 11:31:01.806
4 -	1:42.612	+ 0.933	11:24:03.401	9 -	1:42.159	+ 0.480 11:32:43.965
5 -	1:43.572	+ 1.893	11:25:46.973			
94	Stephen QUICK		Mazda MX5			
1 -	1:50.422	+ -0.192	11:25:32.108	3 -	2:05.594	+ 14.980 11:29:30.295
2 -	1:52.593	+ 1.979	11:27:24.701	4 -	1:50.614	11:31:20.909
96	Mark PIERPOINT		Mazda MX5			
1 -	1:58.940	+ 10.831	11:19:03.214	5 -	1:48.539	+ 0.430 11:26:34.917
2 -	1:54.975	+ 6.866	11:20:58.189	6 -	1:49.356	+ 1.247 11:28:24.273
3 -	1:52.992	+ 4.883	11:22:51.181	7 -	1:48.109	11:30:12.382
4 -	1:55.197	+ 7.088	11:24:46.378	8 -	1:49.261	+ 1.152 11:32:01.643
99	Jonathan BLAKE		Mazda MX5			
1 -	1:45.737	+ 1.254	11:25:26.297	4 -	1:47.131	+ 2.648 11:30:49.583
2 -	1:48.456	+ 3.973	11:27:14.753	5 -	1:44.483	11:32:34.066
3 -	1:47.699	+ 3.216	11:29:02.452			
101	Ian PRESCOTT		Mazda MX5			
1 -	2:04.837	+ 0.376	11:21:08.053	4 -	2:04.461	11:27:22.890
2 -	2:05.793	+ 1.332	11:23:13.846	5 -	2:09.889	+ 5.428 11:29:32.779
3 -	2:04.583	+ 0.122	11:25:18.429	6 -	2:08.197	+ 3.736 11:31:40.976
108	Jamie INGRAM		Mazda MX5			
1 -	2:00.789	+ 12.479	11:19:00.624	5 -	1:49.217	+ 0.907 11:26:36.776
2 -	1:53.124	+ 4.814	11:20:53.748	6 -	1:52.783	+ 4.473 11:28:29.559
3 -	1:59.200	+ 10.890	11:22:52.948	7 -	1:50.642	+ 2.332 11:30:20.201
4 -	1:54.611	+ 6.301	11:24:47.559	8 -	1:48.310	11:32:08.511
111	Terry BUCKEL		Mazda MX5			
1 -	2:04.984	+ 9.757	11:25:12.372	4 -	1:56.477	+ 1.250 11:31:04.412
2 -	2:00.334	+ 5.107	11:27:12.706	5 -	1:55.227	11:32:59.639
3 -	1:55.229	+ 0.002	11:29:07.935			
120	Jade EDWARDS		Mazda MX5			
1 -	1:54.974	+ 9.644	11:18:43.751	5 -	1:45.330	11:25:55.246
2 -	1:49.209	+ 3.879	11:20:32.960	6 -	1:45.520	+ 0.190 11:27:40.766
3 -	1:49.613	+ 4.283	11:22:22.573	7 -	1:51.759	+ 6.429 11:29:32.525
4 -	1:47.343	+ 2.013	11:24:09.916	8 -	1:47.527	+ 2.197 11:31:20.052

Weather / Track : Raining / Wet

Donington Park National
Circuit Length = 1.9791 miles
Start: 11:16 End: 11:33

Ma5da MX5 Championship (Group C v D)

RACE 4 - GRID

ROW 15	10 Philippe RETOURNE	34 David NEIDELL
ROW 14	53 Jeff MILEHAM	37 Jim CAROLAN
ROW 13	12 Matthew LAMBERT	61 Nicholas TARSEY
ROW 12	74 Sam GENDY - TRANSPONDER N/W	58 Tim GRAY
ROW 11	72 Matthew SHORT	49 Barry BAILEY
ROW 10	32 Alexander PRESTON	22 Scott FERGUSON
ROW 9	108 Jamie INGRAM	47 Stephen CRAGGS
ROW 8	36 Andy COOMBS	33 Mark LITHERLAND
ROW 7	79 Andrew CHILDS	64 Andrew WRIGHT
ROW 6	7 Kevin MIDDLETON	62 Chris LOVETT
ROW 5	35 Eduardo CORREIA	172 Daniel MOLLOY
ROW 4	76 Brian CHANDLER	46 Simon GODDARD
ROW 3	80 Sam HILL	9 Christopher WOODGER
ROW 2	73 Ben SHORT	99 Jonathan BLAKE
ROW 1	91 Matthew DAVIES	30 Wayne LE MONTAIS
Pole		
		


Donington Park National
Circuit Length = 1.9791 miles

These results are provisional until the conclusion of any judicial and technical matters.

Clerk of Course :		Timekeeper :
-------------------	--	--------------

Ma5da MX5 Championship (Group E v A)

RACE 6 - GRID

ROW 16	31	Tasha SEWELL		
ROW 15	101	Ian PRESCOTT	26	Paul YEOMANS
ROW 14	77	John COCKBURN-EVANS	19	Laurie GRANT
ROW 13	57	Aaron LLOYD	51	Andrew MURDOCH
ROW 12	40	Dave CAR	67	Rob CARRIGAN - TRANSPONDER NW
ROW 11	50	Darren STANDING	54	John POWELL
ROW 10	118	Carl ANDREW	88	John CHAPPELL
ROW 9	70	Daniel ROGERS	96	Mark PIERPOINT
ROW 8	39	Brett SMITH	95	Michael RICH
ROW 7	20	David EVANS	38	John KINGHORN
ROW 6	27	Clive BAILYE	92	Jordan STILP
ROW 5	78	Kevin DENGATE	90	Alan HENDERSON
ROW 4	45	Gary HUFFORD	110	Tom DAVIS
ROW 3	120	Jade EDWARDS	23	Martin TOLLEY
ROW 2	8	Adam GORE	100	Alyn ROBSON
ROW 1	63	Rhys JENKINS	2	Tom ROCHE
Pole				
				


Donington Park National
Circuit Length = 1.9791 miles

These results are provisional until the conclusion of any judicial and technical matters.

Clerk of Course :		Timekeeper :
-------------------	--	--------------

Ma5da MX5 Championship (Group B v C)

RACE 10 - GRID

ROW 15	71 Steven ANDREW	10 Philippe RETOURNE
ROW 14	111 Terry BUCKEL	53 Jeff MILEHAM
ROW 13	43 Fabio SETTEMBRE	12 Matthew LAMBERT
ROW 12	94 Stephen QUICK	74 Sam GENDY - TRANSPONDER N/W
ROW 11	66 Piers CANDLER	72 Matthew SHORT
ROW 10	65 Amy BARKER	32 Alexander PRESTON
ROW 9	75 Daniel STRANGE - TRANSPONDER N/W	108 Jamie INGRAM
ROW 8	21 Iain CAMERON	36 Andy COOMBS
ROW 7	102 Ken SAVAGE	79 Andrew CHILDS
ROW 6	17 Nick GILFILLAN	7 Kevin MIDDLETON
ROW 5	48 James BLAKE-BALDWIN	35 Eduardo CORREIA
ROW 4	13 Scott LEACH	76 Brian CHANDLER
ROW 3	69 Matt ROBINSON	80 Sam HILL
ROW 2	28 Carl NEWTON	73 Ben SHORT
ROW 1	18 Paul SHEARD	91 Matthew DAVIES
Pole		
		


Donington Park National
Circuit Length = 1.9791 miles

These results are provisional until the conclusion of any judicial and technical matters.

Clerk of Course :		Timekeeper :
-------------------	--	--------------

Ma5da MX5 Championship (Group D v E)

RACE 12 - GRID - AMENDED

ROW 15	34 David NEIDELL	101 Ian PRESCOTT
ROW 14	37 Jim CAROLAN	77 John COCKBURN-EVANS
ROW 13	61 Nicholas TARSEY	57 Aaron LLOYD
ROW 12	58 Tim GRAY	40 Dave CAR
ROW 11	49 Barry BAILEY	50 Darren STANDING
ROW 10	22 Scott FERGUSON	118 Carl ANDREW
ROW 9	47 Stephen CRAGGS	70 Daniel ROGERS
ROW 8	33 Mark LITHERLAND	39 Brett SMITH
ROW 7	64 Andrew WRIGHT	20 David EVANS
ROW 6	62 Chris LOVETT	27 Clive BAILYE
ROW 5	172 Daniel MOLLOY	78 Kevin DENGATE
ROW 4	46 Simon GODDARD	45 Gary HUFFORD
ROW 3	9 Christopher WOODGER	120 Jade EDWARDS
ROW 2	99 Jonathan BLAKE	8 Adam GORE
ROW 1	30 Wayne LE MONTAIS	63 Rhys JENKINS
Pole		
		

Donington Park National
Circuit Length = 1.9791 miles


These results are provisional until the conclusion of any judicial and technical matters.

Clerk of Course :

Timekeeper :

Ma5da MX5 Championship (Group A v B)

RACE 14 - GRID

ROW 16	31 Tasha SEWELL	
ROW 15	26 Paul YEOMANS	71 Steven ANDREW
ROW 14	19 Laurie GRANT	111 Terry BUCKEL
ROW 13	51 Andrew MURDOCH	43 Fabio SETTEMBRE
ROW 12	67 Rob CARRIGAN - TRANSPONDER N/W	94 Stephen QUICK
ROW 11	54 John POWELL	66 Piers CANDLER
ROW 10	88 John CHAPPELL	65 Amy BARKER
ROW 9	96 Mark PIERPOINT	75 Daniel STRANGE - TRANSPONDER N/W
ROW 8	95 Michael RICH	21 Iain CAMERON
ROW 7	38 John KINGHORN	102 Ken SAVAGE
ROW 6	92 Jordan STILP	17 Nick GILFILLAN
ROW 5	90 Alan HENDERSON	48 James BLAKE-BALDWIN
ROW 4	110 Tom DAVIS	13 Scott LEACH
ROW 3	23 Martin TOLLEY	69 Matt ROBINSON
ROW 2	100 Alyn ROBSON	28 Carl NEWTON
ROW 1	2 Tom ROCHE	18 Paul SHEARD
Pole		
		

Donington Park National
Circuit Length = 1.9791 miles

These results are provisional until the conclusion of any judicial and technical matters.

Clerk of Course :		Timekeeper :
-------------------	--	--------------

Ma5da MX5 Championship (Group C v D)

RACE 4 - CLASSIFICATION

POS	NO	CL	NAME	ENTRY	LAPS	TIME	GAP	DIFF	MPH	BEST	ON
1	80		Sam HILL	Mazda MX5	13	20:47.700			74.23	1:28.436	10
2	91		Matthew DAVIES	Mazda MX5	13	20:52.853	5.153	5.153	73.92	1:28.794	8
3	46		Simon GODDARD	Mazda MX5	13	20:53.420	5.720	0.567	73.89	1:28.714	12
4	30		Wayne LE MONTAIS	Mazda MX5	13	20:55.287	7.587	1.867	73.78	1:28.357	12
5	172		Daniel MOLLOY	Mazda MX5	13	20:57.176	9.476	1.889	73.67	1:29.430	7
6	76		Brian CHANDLER	Mazda MX5	13	20:57.603	9.903	0.427	73.64	1:28.633	13
7	36		Andy COOMBS	Mazda MX5	13	20:59.050	11.350	1.447	73.56	1:28.922	12
8	35		Eduardo CORREIA	Mazda MX5	13	20:59.303	11.603	0.253	73.54	1:29.360	9
9	99		Jonathan BLAKE	Mazda MX5	13	20:59.601	11.901	0.298	73.53	1:29.095	12
10	7		Kevin MIDDLETON	Mazda MX5	13	21:09.107	21.407	9.506	72.98	1:30.798	11
11	22		Scott FERGUSON	Mazda MX5	13	21:13.015	25.315	3.908	72.75	1:30.764	10
12	32		Alexander PRESTON	Mazda MX5	13	21:16.839	29.139	3.824	72.53	1:31.120	9
13	9		Christopher WOODGER	Mazda MX5	13	21:23.529	35.829	6.690	72.16	1:30.535	2
14	72		Matthew SHORT	Mazda MX5	13	21:30.266	42.566	6.737	71.78	1:32.377	10
15	62		Chris LOVETT	Mazda MX5	13	21:34.524	46.824	4.258	71.54	1:31.182	7
16	12		Matthew LAMBERT	Mazda MX5	13	21:37.295	49.595	2.771	71.39	1:33.383	12
17	34		David NEIDELL	Mazda MX5	13	21:42.369	54.669	5.074	71.11	1:31.857	12
18	58		Tim GRAY	Mazda MX5	13	21:46.389	58.689	4.020	70.89	1:31.387	10
19	33		Mark LITHERLAND	Mazda MX5	13	21:59.929	1:12.229	13.540	70.17	1:31.936	11
20	10		Philippe RETOURNE	Mazda MX5	13	22:10.615	1:22.915	10.686	69.60	1:37.308	10
21	37		Jim CAROLAN	Mazda MX5	13	22:11.446	1:23.746	0.831	69.56	1:37.048	10
22	74		Sam GENDY	Mazda MX5	13	22:11.810	1:24.110	0.364	69.54	1:31.998	11
23	47		Stephen CRAGGS	Mazda MX5	12	21:17.444	1 lap	1 lap	66.92	1:31.434	11
24	53		Jeff MILEHAM	Mazda MX5	10	21:09.465	3 laps	2 laps	56.12	1:31.922	10

NOT CLASSIFIED

DNF	73		Ben SHORT	Mazda MX5	12	19:33.710	1 lap	0.000	72.84	1:28.565	8
DNF	49		Barry BAILEY	Mazda MX5	12	20:42.893	1 lap	1:09.183	68.78	1:37.233	10
DNF	64		Andrew WRIGHT	Mazda MX5	10	16:36.936	3 laps	2 laps	71.46	1:30.323	10
DNF	61		Nicholas TARSEY	Mazda MX5	7	12:10.922	6 laps	3 laps	68.23	1:33.248	2
DNF	108		Jamie INGRAM	Mazda MX5	7	12:11.091	6 laps	0.169	68.21	1:32.650	7
DNF	79		Andrew CHILDS	Mazda MX5	3	4:59.759	10 laps	4 laps	71.30	1:34.540	2

FASTEST LAP

30	Wayne LE MONTAIS	Mazda MX5	12	1:28.357	80.63 mph	129.76 kph
----	------------------	-----------	----	----------	-----------	------------

Weather / Track : Bright / Dry

These results are provisional until the conclusion of any judicial and technical matters.

Donington Park National
Circuit Length = 1.9791 miles
Start: 16:13 End: 16:35

Clerk of Course :		Timekeeper :	
-------------------	--	--------------	--

Ma5da MX5 Championship (Group C v D)

RACE 4 - LAP CHART

Lap 1			Lap 2			Lap 3			Lap 4			Lap 5		
No	Behind	Laptime	No	Behind	Laptime	No	Behind	Laptime	No	Behind	Laptime	No	Behind	Laptime
91		1:35.196	80		1:29.621	80		1:29.835	80		1:29.698	80		2:11.064
80	0.212	1:35.408	91	0.266	1:30.099	73	0.482	1:29.826	73	1.213	1:30.429	73	1.617	2:11.468
73	1.459	1:36.655	73	0.491	1:28.865	91	0.646	1:30.215	91	2.791	1:31.843	91	2.274	2:10.547
9	2.823	1:38.019	9	3.525	1:30.535	172	6.702	1:32.839	172	12.886	1:35.882	172	3.170	2:01.348
172	3.177	1:38.373	172	3.698	1:30.354	9	7.251	1:33.561	46	13.638	1:35.804	46	4.211	2:01.637
30	3.417	1:38.613	46	4.502	1:30.860	76	7.404	1:31.869	76	13.909	1:36.203	76	4.607	2:01.762
46	3.475	1:38.671	30	5.159	1:31.575	36	7.410	1:31.502	36	14.400	1:36.688	36	5.191	2:01.855
76	3.958	1:39.154	35	5.363	1:30.962	46	7.532	1:32.865	30	14.912	1:36.376	30	5.412	2:01.564
79	4.181	1:39.377	76	5.370	1:31.245	35	8.182	1:32.654	35	15.553	1:37.069	35	5.964	2:01.475
7	4.210	1:39.406	36	5.743	1:31.235	30	8.234	1:32.910	99	16.905	1:37.943	99	7.365	2:01.524
35	4.234	1:39.430	99	6.508	1:31.494	99	8.660	1:31.987	7	18.457	1:39.185	7	7.979	2:00.586
36	4.341	1:39.537	7	7.427	1:33.050	7	8.970	1:31.378	9	19.139	1:41.586	9	8.597	2:00.522
99	4.847	1:40.043	79	8.888	1:34.540	62	14.166	1:34.809	62	19.590	1:35.122	62	9.053	2:00.527
33	5.799	1:40.995	62	9.192	1:33.145	33	15.278	1:34.703	64	20.584	1:34.848	64	9.878	2:00.358
62	5.880	1:41.076	32	10.290	1:33.887	64	15.434	1:33.408	22	21.429	1:34.740	22	11.208	2:00.843
47	6.089	1:41.285	33	10.410	1:34.444	32	15.577	1:35.122	33	22.401	1:36.821	33	12.203	2:00.866
32	6.236	1:41.432	64	11.861	1:34.174	22	16.387	1:33.793	32	23.145	1:37.266	32	12.766	2:00.685
108	7.188	1:42.384	22	12.429	1:33.365	61	18.818	1:34.375	61	24.068	1:34.948	61	13.239	2:00.235
64	7.520	1:42.716	12	13.371	1:33.701	12	18.936	1:35.400	72	24.851	1:35.388	72	14.706	2:00.919
22	8.897	1:44.093	108	13.991	1:36.636	72	19.161	1:34.877	34	25.267	1:35.675	34	15.511	2:01.308
72	9.355	1:44.551	72	14.119	1:34.597	34	19.290	1:32.846	12	26.970	1:37.732	12	15.726	1:59.820
12	9.503	1:44.699	61	14.278	1:33.248	108	20.581	1:36.425	108	27.283	1:36.400	108	16.448	2:00.229
49	10.833	1:46.029	34	16.279	1:34.115	74	24.375	1:37.443	74	31.275	1:36.598	74	17.177	1:56.966
61	10.863	1:46.059	74	16.767	1:34.593	79	24.895	1:45.842	58	31.593	1:36.184	58	19.834	1:59.305
34	11.997	1:47.193	53	17.477	1:35.204	58	25.107	1:36.816	10	50.353	1:47.137	10	34.424	1:55.135
74	12.007	1:47.203	58	18.126	1:35.700	10	32.914	1:39.514	37	54.524	1:40.852	37	34.934	1:51.474
53	12.106	1:47.302	10	23.235	1:39.126	37	43.370	1:40.238	49	55.751	1:39.556	49	35.887	1:51.200
58	12.259	1:47.455	37	32.967	1:44.350	49	45.893	1:38.300	47	2:09.875	2:18.953	53	2 LAPS	6:34.693
10	13.942	1:49.138	49	37.428	1:56.428	47	1:20.620	1:34.171						
37	18.450	1:53.646	47	1:16.284	2:40.028									

Weather / Track : Bright / Dry

Donington Park National
Circuit Length = 1.9791 miles
Start: 16:13 End: 16:35

Ma5da MX5 Championship (Group C v D)

RACE 4 - LAP CHART

Lap 6			Lap 7			Lap 8			Lap 9			Lap 10		
No	Behind	Laptime	No	Behind	Laptime	No	Behind	Laptime	No	Behind	Laptime	No	Behind	Laptime
80		2:09.737	80		1:29.400	80		1:28.740	80		1:28.882	80		1:28.436
47	1 LAP	2:10.939	73	0.418	1:29.686	73	0.243	1:28.565	73	0.399	1:29.038	73	0.901	1:28.938
73	0.132	2:08.252	91	0.844	1:29.986	91	0.898	1:28.794	91	1.979	1:29.963	91	2.707	1:29.164
91	0.258	2:07.721	172	1.550	1:29.430	46	2.816	1:29.339	53	3 LAPS	1:35.821	46	4.996	1:29.571
172	1.520	2:08.087	46	2.217	1:29.967	30	3.299	1:29.204	46	3.861	1:29.927	30	5.312	1:29.597
46	1.650	2:07.176	30	2.835	1:29.415	172	3.582	1:30.772	30	4.151	1:29.734	172	7.479	1:31.484
76	1.842	2:06.972	76	3.024	1:30.582	36	4.017	1:29.475	172	4.431	1:29.731	35	8.747	1:32.216
36	2.458	2:07.004	36	3.282	1:30.224	35	4.489	1:29.465	35	4.967	1:29.360	36	9.623	1:32.505
30	2.820	2:07.145	35	3.764	1:29.550	76	5.502	1:31.218	36	5.554	1:30.419	76	9.834	1:32.235
35	3.614	2:07.387	99	4.200	1:29.233	99	5.804	1:30.344	76	6.035	1:29.415	53	3 LAPS	1:35.328
99	4.367	2:06.739	47	1 LAP	1:35.928	7	8.980	1:31.078	99	7.283	1:30.361	99	10.162	1:31.315
7	4.879	2:06.637	7	6.642	1:31.163	9	9.923	1:31.886	7	10.916	1:30.818	7	13.603	1:31.123
9	5.090	2:06.230	9	6.777	1:31.087	62	10.226	1:31.417	64	14.228	1:32.379	64	16.115	1:30.323
62	5.767	2:06.451	62	7.549	1:31.182	64	10.731	1:31.334	22	14.915	1:31.983	22	17.243	1:30.764
64	6.386	2:06.245	64	8.137	1:31.151	47	1 LAP	1:33.329	9	15.642	1:34.601	9	20.133	1:32.927
22	7.060	2:05.589	22	8.740	1:31.080	22	11.814	1:31.814	47	1 LAP	1:34.117	47	1 LAP	1:32.476
33	9.495	2:07.029	32	12.144	1:32.037	32	15.381	1:31.977	32	17.619	1:31.120	32	20.487	1:31.304
32	9.507	2:06.478	72	14.707	1:32.703	72	20.034	1:34.067	62	17.822	1:36.478	62	26.226	1:36.840
61	10.231	2:06.729	61	16.159	1:35.328	34	21.873	1:33.760	72	24.464	1:33.312	72	28.405	1:32.377
72	11.404	2:06.435	108	16.328	1:32.650	58	23.548	1:34.008	34	25.805	1:32.814	34	29.560	1:32.191
34	11.957	2:06.183	34	16.853	1:34.296	12	24.792	1:34.626	58	27.333	1:32.667	58	30.284	1:31.387
12	12.434	2:06.445	74	17.234	1:33.154	10	35.745	1:38.186	12	29.381	1:33.471	12	34.754	1:33.809
108	13.078	2:06.367	58	18.280	1:33.497	37	36.977	1:38.412	33	42.987	1:34.713	33	47.201	1:32.650
74	13.480	2:06.040	12	18.906	1:35.872	33	37.156	1:34.623	74	43.498	1:34.570	74	47.697	1:32.635
58	14.183	2:04.086	10	26.299	1:39.233	74	37.810	1:49.316	10	45.389	1:38.526	10	54.261	1:37.308
10	16.466	1:51.779	37	27.305	1:39.756	49	38.988	1:39.365	37	46.186	1:38.091	37	54.798	1:37.048
37	16.949	1:51.752	49	28.363	1:40.004				49	47.490	1:37.384	49	56.287	1:37.233
49	17.759	1:51.609	33	31.273	1:51.178									
53	2 LAPS	1:44.292	53	2 LAPS	1:38.233									

Weather / Track : Bright / Dry

Donington Park National
Circuit Length = 1.9791 miles
Start: 16:13 End: 16:35

Ma5da MX5 Championship (Group C v D)

RACE 4 - LAP CHART

Lap 11			Lap 12			Lap 13		
No	Behind	Laptime	No	Behind	Laptime	No	Behind	Laptime
80		1:28.658	80		1:28.715	80		1:29.506
73	1.364	1:29.121	91	3.985	1:29.693	91	5.153	1:30.674
91	3.007	1:28.958	30	5.554	1:28.357	46	5.720	1:28.988
30	5.912	1:29.258	46	6.238	1:28.714	30	7.587	1:31.539
46	6.239	1:29.901	172	9.517	1:29.578	172	9.476	1:29.465
172	8.654	1:29.833	36	10.350	1:28.922	76	9.903	1:28.633
35	9.745	1:29.656	76	10.776	1:28.870	36	11.350	1:30.506
36	10.143	1:29.178	35	11.266	1:30.236	35	11.603	1:29.843
76	10.621	1:29.445	99	11.767	1:29.095	99	11.901	1:29.640
99	11.387	1:29.883	73	15.516	1:42.867 P	7	21.407	1:31.857
53	3 LAPS	1:34.061	7	19.056	1:32.028	53	3 LAPS	1:31.922
7	15.743	1:30.798	53	3 LAPS	1:32.609	22	25.315	1:30.968
22	20.507	1:31.922	22	23.853	1:32.061	32	29.139	1:31.348
32	23.521	1:31.692	47	1 LAP	1:31.434	47	1 LAP	1:32.131
47	1 LAP	1:32.653	32	27.297	1:32.491	9	35.829	1:33.088
9	26.354	1:34.879	9	32.247	1:34.608	72	42.566	1:34.851
62	32.971	1:35.403	72	37.221	1:32.818	62	46.824	1:36.505
72	33.118	1:33.371	58	37.604	1:32.227	12	49.595	1:34.330
58	34.092	1:32.466	62	39.825	1:35.569	34	54.669	1:32.554
12	40.103	1:34.007	12	44.771	1:33.383	58	58.689	1:50.591
34	48.479	1:47.577	34	51.621	1:31.857	33	1:12.229	1:32.922
33	50.479	1:31.936	33	1:08.813	1:47.049	10	1:22.915	1:38.932
74	51.037	1:31.998	74	1:11.529	1:49.207	37	1:23.746	1:39.051
10	1:03.851	1:38.248	10	1:13.489	1:38.353	74	1:24.110	1:42.087
37	1:04.549	1:38.409	37	1:14.201	1:38.367			
49	1:06.035	1:38.406	49	1:24.699	1:47.379 P			

Weather / Track : Bright / Dry

Donington Park National
 Circuit Length = 1.9791 miles
 Start: 16:13 End: 16:35

Ma5da MX5 Championship (Group E v A)
RACE 6 - CLASSIFICATION - AMENDED

POS	NO	CL	NAME	ENTRY	LAPS	TIME	GAP	DIFF	MPH	BEST	ON
1	2		Tom ROCHE	Mazda MX5	14	20:38.203			80.55	1:27.167	4
2	8		Adam ORE G	Mazda MX5	14	20:38.406	0.203	0.203	80.54	1:27.194	2
3	92		Jordan STILP	Mazda MX5	14	20:47.467	9.264	9.061	79.95	1:27.722	9
4	90		Alan HENDERSON	Mazda MX5	14	20:47.749	9.546	0.282	79.93	1:27.765	13
5	100		Alyn ROBSON	Mazda MX5	14	21:00.351	22.148	12.602	79.14	1:28.891	8
6	27		Clive BAILYE	Mazda MX5	14	21:07.285	29.082	6.934	78.70	1:28.529	6
7	38		John KINGHORN	Mazda MX5	14	21:08.112	29.909	0.827	78.65	1:29.033	12
8	23		Martin TOLLEY	Mazda MX5	14	21:09.054	30.851	0.942	78.59	1:29.019	12
9	45		Gary HUFFORD	Mazda MX5	14	21:14.015	35.812	4.961	78.29	1:29.288	12
10	20		David EVANS	Mazda MX5	14	21:26.012	47.809	11.997	77.56	1:29.280	5
11	95		Michael RICH	Mazda MX5	14	21:38.766	1:00.563	12.754	76.79	1:30.910	4
12	77		John COCKBURN-EVANS	Mazda MX5	14	21:43.998	1:05.795	5.232	76.49	1:30.989	8
13	50		Darren STANDING	Mazda MX5	14	21:44.179	1:05.976	0.181	76.48	1:30.583	5
14	96		Mark PIERPOINT	Mazda MX5	14	21:44.291	1:06.088	0.112	76.47	1:30.663	6
15	19		Laurie GRANT	Mazda MX5	14	21:44.864	1:06.661	0.573	76.44	1:31.356	7
16	88		John CHAPPELL	Mazda MX5	14	21:59.954	1:21.751	15.090	75.56	1:31.751	3
17	40		Dave CAR	Mazda MX5	14	22:11.727	1:33.524	11.773	74.89	1:32.498	6
18	57		Aaron LLOYD	Mazda MX5	14	23:11.460	2:33.257	59.733	71.68	1:32.579	9
19	118		Carl ANDREW	Mazda MX5	13	20:38.474	1 lap	1 lap	74.78	1:31.924	10
20	101		Ian PRESCOTT	Mazda MX5	13	20:39.170	1 lap	0.696	74.74	1:32.724	11
21	70		Daniel ROGERS	Mazda MX5	13	20:39.684	1 lap	0.514	74.71	1:32.365	8
22	54		John POWELL	Mazda MX5	13	20:41.082	1 lap	1.398	74.62	1:32.605	8
23	51		Andrew MURDOCH	Mazda MX5	13	20:49.931	1 lap	8.849	74.10	1:32.316	8
24	26		Paul YEOMANS	Mazda MX5	13	21:44.735	1 lap	54.804	70.98	1:36.187	13
25	31		Tasha SEWELL	Mazda MX5	13	22:10.853	1 lap	26.118	69.59	1:40.307	12

NOT CLASSIFIED

DNF 63	Rhys JENKINS	Mazda MX5	11	16:30.910	3 laps	2 laps	79.08	1:28.498	9
DNF 120	Jade EDWARDS	Mazda MX5	11	16:47.266	3 laps	16.356	77.80	1:29.867	7
DNF 67	Rob CARRIGAN	Mazda MX5	11	18:12.967	3 laps	1:25.701	71.70	1:32.736	9
DNF 78	Kevin DENGATE	Mazda MX5	10	15:11.762	4 laps	1 lap	78.14	1:28.851	5
DNF 39	Brett SMITH	Mazda MX5	9	14:31.489	5 laps	1 lap	73.57	1:30.323	4
DNF 110	Tom DAVIS	Mazda MX5	4	6:31.194	10 laps	5 laps	72.85	1:29.389	3

FASTEST LAP

2	Tom ROCHE	Mazda MX5	4	1:27.167	81.73 mph	131.54 kph
---	-----------	-----------	---	----------	-----------	------------

Car 57 - Contravention of Championship regulations - 60 seconds penalty

Car 67 - Contravention of Championship regulations - 45 seconds penalty

Weather / Track : Cloudy / Dry

These results are provisional until the conclusion of any judicial and technical matters.

Donington Park National
Circuit Length = 1.9791 miles
Start: 18:40 End: 19:03

Clerk of Course :	Timekeeper :
-------------------	--------------

Ma5da MX5 Championship (Group E v A)

RACE 6 - LAP CHART

Lap 1			Lap 2			Lap 3			Lap 4			Lap 5		
No	Behind	Laptime	No	Behind	Laptime	No	Behind	Laptime	No	Behind	Laptime	No	Behind	Laptime
2		1:33.111	2		1:27.474	2		1:27.921	2		1:27.167	2		1:27.528
8	0.646	1:33.757	8	0.366	1:27.194	8	0.346	1:27.901	8	0.451	1:27.272	8	0.323	1:27.400
63	0.944	1:34.055	63	3.259	1:29.789	63	4.919	1:29.581	63	7.301	1:29.549	90	9.419	1:28.828
100	1.841	1:34.952	100	4.232	1:29.865	100	5.959	1:29.648	100	7.778	1:28.986	63	9.600	1:29.827
23	2.215	1:35.326	23	4.697	1:29.956	90	7.108	1:30.048	90	8.119	1:28.178	100	9.855	1:29.605
90	2.341	1:35.452	90	4.981	1:30.114	23	7.564	1:30.788	92	10.297	1:28.852	92	12.062	1:29.293
45	2.674	1:35.785	45	5.329	1:30.129	45	7.834	1:30.426	23	10.472	1:30.075	23	12.916	1:29.972
120	3.118	1:36.229	120	5.822	1:30.178	120	8.436	1:30.535	45	11.534	1:30.867	27	13.623	1:29.431
27	4.110	1:37.221	27	6.921	1:30.285	92	8.612	1:29.290	27	11.720	1:29.442	38	14.608	1:29.624
38	4.805	1:37.916	92	7.243	1:29.105	27	9.445	1:30.445	38	12.512	1:29.998	45	14.711	1:30.705
110	5.375	1:38.486	38	8.155	1:30.824	38	9.681	1:29.447	20	13.389	1:30.301	20	15.141	1:29.280
92	5.612	1:38.723	20	8.830	1:30.410	20	10.255	1:29.346	120	14.001	1:32.732	120	16.847	1:30.374
20	5.894	1:39.005	110	9.059	1:31.158	110	10.527	1:29.389	78	15.705	1:30.193	78	17.028	1:28.851
78	6.854	1:39.965	78	10.419	1:31.039	78	12.679	1:30.181	96	19.592	1:31.496	96	23.032	1:30.968
96	7.779	1:40.890	96	12.410	1:32.105	96	15.263	1:30.774	95	20.634	1:30.910	39	25.221	1:31.184
95	7.989	1:41.100	95	12.759	1:32.244	95	16.891	1:32.053	39	21.565	1:30.323	95	26.368	1:33.262
39	10.262	1:43.373	39	15.123	1:32.335	39	18.409	1:31.207	77	26.812	1:32.044	77	31.918	1:32.634
88	11.235	1:44.346	77	18.449	1:33.450	77	21.935	1:31.407	88	28.114	1:32.489	88	33.209	1:32.623
40	11.292	1:44.403	88	18.962	1:35.201	88	22.792	1:31.751	50	31.370	1:31.455	50	34.425	1:30.583
70	12.196	1:45.307	51	19.981	1:34.216	50	27.082	1:32.490	19	32.790	1:32.648	19	36.915	1:31.653
77	12.473	1:45.584	19	21.502	1:35.256	51	27.096	1:35.036	51	33.817	1:33.888	51	41.354	1:35.065
51	13.239	1:46.350	70	22.164	1:37.442	19	27.309	1:33.728	70	34.077	1:33.024	118	41.410	1:34.670
118	13.469	1:46.580	50	22.513	1:35.985	70	28.220	1:33.977	118	34.268	1:32.448	70	41.851	1:35.302
19	13.720	1:46.831	57	22.971	1:35.917	57	28.850	1:33.800	110	35.521	1:52.161 P	57	42.682	1:33.874
50	14.002	1:47.113	118	23.134	1:37.139	118	28.987	1:33.774	57	36.336	1:34.653	54	43.512	1:34.381
67	14.174	1:47.285	54	23.460	1:36.506	67	29.163	1:33.432	67	36.641	1:34.645	101	43.997	1:34.022
54	14.428	1:47.539	67	23.652	1:36.952	54	29.519	1:33.980	54	36.659	1:34.307	67	45.032	1:35.919
57	14.528	1:47.639	101	24.109	1:36.795	101	30.458	1:34.270	101	37.503	1:34.212	40	45.214	1:32.824
101	14.788	1:47.899	40	28.181	1:44.363	40	33.670	1:33.410	40	39.918	1:33.415	26	1:18.030	1:39.627
31	19.829	1:52.940	31	36.315	1:43.960	31	51.325	1:42.931	26	1:05.931	1:40.334	31	1:20.320	1:41.000
26	25.439	1:58.550	26	39.442	1:41.477	26	52.764	1:41.243	31	1:06.848	1:42.690			

Weather / Track : Cloudy / Dry

Donington Park National
Circuit Length = 1.9791 miles
Start: 18:40 End: 19:03

Ma5da MX5 Championship (Group E v A)

RACE 6 - LAP CHART

Lap 6			Lap 7			Lap 8			Lap 9			Lap 10		
No	Behind	Laptime	No	Behind	Laptime	No	Behind	Laptime	No	Behind	Laptime	No	Behind	Laptime
2		1:27.313	2		1:27.960	2		1:27.814	2		1:27.511	2		1:30.143
8	0.352	1:27.342	8	0.177	1:27.785	8	0.445	1:28.082	8	0.200	1:27.266	8	0.101	1:30.044
90	11.381	1:29.275	26	1 LAP	1:39.642	92	13.243	1:28.545	92	13.454	1:27.722	92	11.267	1:27.956
63	11.678	1:29.391	31	1 LAP	1:40.799	26	1 LAP	1:38.776	90	13.829	1:27.794	90	11.520	1:27.834
100	12.150	1:29.608	90	12.267	1:28.846	90	13.546	1:29.093	63	14.870	1:28.498	63	14.192	1:29.465
92	12.725	1:27.976	92	12.512	1:27.747	63	13.883	1:28.805	100	16.770	1:29.851	100	15.753	1:29.126
23	14.747	1:29.144	63	12.892	1:29.174	100	14.430	1:28.891	26	1 LAP	1:38.043	27	25.306	1:30.488
27	14.839	1:28.529	100	13.353	1:29.163	31	1 LAP	1:41.200	27	24.961	1:29.908	38	26.564	1:31.064
38	16.674	1:29.379	27	19.641	1:32.762	27	22.564	1:30.737	38	25.643	1:29.617	78	27.820	1:30.445
45	16.975	1:29.577	38	19.885	1:31.171	38	23.537	1:31.466	45	27.183	1:30.935	23	28.434	1:31.072
20	17.788	1:29.960	45	20.018	1:31.003	45	23.759	1:31.555	23	27.505	1:31.060	120	29.708	1:32.106
78	20.112	1:30.397	23	20.767	1:33.980	23	23.956	1:31.003	78	27.518	1:30.798	45	30.527	1:33.487
120	21.046	1:31.512	20	20.771	1:30.943	78	24.231	1:30.365	120	27.745	1:29.898	26	1 LAP	1:38.442
96	26.382	1:30.663	78	21.680	1:29.528	120	25.358	1:30.219	31	1 LAP	1:41.537	20	35.540	1:31.001
39	28.896	1:30.988	120	22.953	1:29.867	20	30.707	1:37.750	20	34.682	1:31.486	96	43.076	1:32.598
95	30.323	1:31.268	96	30.116	1:31.694	39	35.524	1:31.605	96	40.621	1:32.274	95	43.707	1:32.966
77	37.179	1:32.574	39	31.733	1:30.797	96	35.858	1:33.556	95	40.884	1:31.343	31	1 LAP	1:41.135
50	38.686	1:31.574	95	33.297	1:30.934	95	37.052	1:31.569	50	48.898	1:31.621	77	50.662	1:31.661
88	39.742	1:33.846	50	41.327	1:30.601	50	44.788	1:31.275	77	49.144	1:31.499	50	50.673	1:31.918
19	41.460	1:31.858	77	41.981	1:32.762	77	45.156	1:30.989	19	52.958	1:31.847	19	54.291	1:31.476
57	49.272	1:33.903	19	44.856	1:31.356	19	48.622	1:31.580	88	56.694	1:34.076	88	59.959	1:33.408
118	49.613	1:35.516	88	45.777	1:33.995	88	50.129	1:32.166	57	1:06.805	1:32.579	57	1:09.390	1:32.728
70	50.110	1:35.572	40	55.346	1:32.907	57	1:01.737	1:33.951	40	1:08.079	1:33.784	118	1:10.277	1:31.924
40	50.399	1:32.498	57	55.600	1:34.288	40	1:01.806	1:34.274	118	1:08.496	1:34.040	40	1:10.762	1:32.826
101	50.982	1:34.298	101	57.514	1:34.492	118	1:01.967	1:32.083	67	1:08.567	1:32.736	67	1:11.219	1:32.795
67	52.519	1:34.800	118	57.698	1:36.045	101	1:03.189	1:33.489	51	1:10.342	1:33.306	70	1:13.842	1:32.826
54	52.753	1:36.554	67	58.334	1:33.775	67	1:03.342	1:32.822	54	1:10.857	1:34.162	101	1:14.793	1:32.942
51	55.103	1:41.062	70	59.154	1:37.004	70	1:03.705	1:32.365	70	1:11.159	1:34.965	54	1:14.957	1:34.243
			54	59.415	1:34.622	54	1:04.206	1:32.605	101	1:11.994	1:36.316	51	1:23.009	1:42.810
			51	1:00.045	1:32.902	51	1:04.547	1:32.316	39	1:17.690	2:09.677 P			

Weather / Track : Cloudy / Dry

Donington Park National
Circuit Length = 1.9791 miles
Start: 18:40 End: 19:03

Ma5da MX5 Championship (Group E v A)

RACE 6 - LAP CHART

Lap 11			Lap 12			Lap 13			Lap 14		
No	Behind	Laptime	No	Behind	Laptime	No	Behind	Laptime	No	Behind	Laptime
8		1:29.194	2		1:27.792	2		1:27.847	2		1:28.728
2	0.599	1:29.894	8	0.139	1:28.530	8	0.261	1:27.969	8	0.203	1:28.670
92	10.218	1:28.246	92	9.654	1:27.827	51	1 LAP	1:32.893	118	1 LAP	1:33.051
90	10.438	1:28.213	90	10.084	1:28.037	92	9.609	1:27.802	101	1 LAP	1:33.030
100	16.178	1:29.720	100	17.476	1:29.689	90	10.002	1:27.765	70	1 LAP	1:32.851
63	17.673	1:32.776	27	26.823	1:29.760	100	20.042	1:30.413	54	1 LAP	1:33.352
27	25.454	1:29.443	38	27.609	1:29.033	27	28.304	1:29.328	92	9.264	1:28.383
38	26.967	1:29.698	23	28.984	1:29.019	38	29.093	1:29.331	90	9.546	1:28.272
23	28.356	1:29.217	45	31.637	1:29.288	23	30.513	1:29.376	51	1 LAP	1:36.088
45	30.740	1:29.508	20	40.672	1:31.652	45	33.998	1:30.208	100	22.148	1:30.834
120	34.029	1:33.616 P	26	1 LAP	1:37.229	20	44.520	1:31.695	27	29.082	1:29.506
20	37.411	1:31.166	96	50.207	1:32.741	95	56.902	1:33.923	38	29.909	1:29.544
26	1 LAP	1:37.374	95	50.826	1:33.066	96	56.971	1:34.611	23	30.851	1:29.066
96	45.857	1:32.076	50	57.297	1:31.378	26	1 LAP	1:37.811	45	35.812	1:30.542
95	46.151	1:31.739	77	57.439	1:31.353	77	1:01.357	1:31.765	20	47.809	1:32.017
50	54.310	1:32.932	19	1:00.346	1:31.868	50	1:01.986	1:32.536	95	1:00.563	1:32.389
77	54.477	1:33.110	31	1 LAP	1:41.384	19	1:03.883	1:31.384	77	1:05.795	1:33.166
31	1 LAP	1:40.629	88	1:09.983	1:34.062	88	1:15.859	1:33.723	50	1:05.976	1:32.718
19	56.869	1:31.873	40	1:21.632	1:34.276	31	1 LAP	1:40.307	96	1:06.088	1:37.845
88	1:04.312	1:33.648	57	1:23.037	1:35.161	40	1:27.907	1:34.122	26	1 LAP	1:36.187
67	1:14.730	1:32.806	118	1:23.795	1:35.067	57	1:28.023	1:32.833	19	1:06.661	1:31.506
40	1:15.747	1:34.280	101	1:24.512	1:34.681				88	1:21.751	1:34.620
57	1:16.267	1:36.172	70	1:25.205	1:36.668				31	1 LAP	1:40.341
70	1:16.928	1:32.381	54	1:26.102	1:35.489				57	1:33.257	1:33.962
118	1:17.119	1:36.137							40	1:33.524	1:34.345
101	1:18.222	1:32.724									
54	1:19.004	1:33.342									
51	1:27.713	1:33.999									

Weather / Track : Cloudy / Dry

Donington Park National
Circuit Length = 1.9791 miles
Start: 18:40 End: 19:03

Ma5da MX5 Championship (Group B v C)
RACE 10 - CLASSIFICATION - AMENDED 2

POS	NO	CL	NAME	ENTRY	LAPS	TIME	GAP	DIFF	MPH	BEST	ON
1	18		Paul SHEARD	Mazda MX5	13	19:35.595			78.78	1:29.190	12
2	73		Ben SHORT	Mazda MX5	13	19:35.935	0.340	0.340	78.76	1:28.849	12
3	80		Sam HILL	Mazda MX5	13	19:36.042	0.447	0.107	78.75	1:28.225	12
4	76		Brian CHANDLER	Mazda MX5	13	19:38.111	2.516	2.069	78.61	1:28.409	12
5	91		Matthew DAVIES	Mazda MX5	13	19:41.816	6.221	3.705	78.37	1:28.564	8
6	69		Matt ROBINSON	Mazda MX5	13	19:43.141	7.546	1.325	78.28	1:29.153	7
7	48		James BLAKE-BALDWIN	Mazda MX5	13	19:49.148	13.553	6.007	77.88	1:28.655	7
8	36		Andy COOMBS	Mazda MX5	13	19:53.213	17.618	4.065	77.62	1:29.479	12
9	28		Carl NEWTON	Mazda MX5	13	19:55.020	19.425	1.807	77.50	1:29.698	11
10	32		Alexander PRESTON	Mazda MX5	13	20:10.991	35.396	15.971	76.48	1:31.219	12
11	21		Iain CAMERON	Mazda MX5	13	20:11.400	35.805	0.409	76.45	1:30.504	12
12	17		Nick GILFILLAN	Mazda MX5	13	20:12.454	36.859	1.054	76.39	1:29.847	7
13	13		Scott LEACH	Mazda MX5	13	20:12.552	36.957	0.098	76.38	1:29.016	13
14	7		Kevin MIDDLETON	Mazda MX5	13	20:19.021	43.426	6.469	75.97	1:30.048	12
15	65		Amy BARKER	Mazda MX5	13	20:19.786	44.191	0.765	75.93	1:31.131	13
16	66		Piers CANDLER	Mazda Mx5	13	20:20.632	45.037	0.846	75.87	1:30.233	12
17	72		Matthew SHORT	Mazda MX5	13	20:21.155	45.560	0.523	75.84	1:30.211	13
18	94		Stephen QUICK	Mazda MX5	13	20:22.597	47.002	1.442	75.75	1:31.088	13
19	102		Ken SAVAGE	Mazda MX5	13	20:28.460	52.865	5.863	75.39	1:31.547	7
20	111		Terry BUCKEL	Mazda MX5	13	20:29.041	53.446	0.581	75.35	1:31.346	13
21	53		Jeff MILEHAM	Mazda MX5	13	20:29.237	53.642	0.196	75.34	1:31.236	13
22	71		Steven ANDREW	Mazda MX5	13	20:29.764	54.169	0.527	75.31	1:31.107	12
23	74		Sam GENDY	Mazda MX5	13	20:43.688	1:08.093	13.924	74.47	1:32.344	11
24	79		Andrew CHILDS	Mazda MX5	13	20:45.995	1:10.400	2.307	74.33	1:30.673	13
25	108		Jamie INGRAM	Mazda MX5	13	21:00.561	1:24.966	14.566	73.47	1:33.090	8
26	75		Tom STRANGE	Mazda MX5	13	21:05.221	1:29.626	4.660	73.20	1:34.399	11
27	10		Philippe RETOURNE	Mazda MX5	12	20:00.461	1 lap	1 lap	71.21	1:35.804	10
28	12		Matthew LAMBERT	Mazda MX5	10	20:00.462	3 laps	2 laps	59.34	1:30.475	3
NOT CLASSIFIED											
DNF	43		Fabio SETTEMBRE	Mazda MX5	5	7:59.420	8 laps	5 laps	74.30	1:32.270	5
DQ	35		Eduardo CORREIA	Mazda MX5	13	20:20.164			75.90		11
FASTEST LAP											
80			Sam HILL	Mazda MX5	12	1:28.225		80.75 mph		129.96 kph	

Car 35 - Excluded from the results of the race and 4 penalty points - Contravention of Regulation C1.1.5

Car 75 - correction of driver name

Weather / Track : Cloudy / Dry

These results are provisional until the conclusion of any judicial and technical matters.

Donington Park National
Circuit Length = 1.9791 miles
Start: 10:16 End: 10:38

Clerk of Course :	Timekeeper :
-------------------	--------------

Ma5da MX5 Championship (Group B v C)

RACE 10 - LAP CHART

Lap 1			Lap 2			Lap 3			Lap 4			Lap 5		
No	Behind	Laptime	No	Behind	Laptime	No	Behind	Laptime	No	Behind	Laptime	No	Behind	Laptime
18		1:34.851	18		1:30.231	18		1:29.616	18		1:30.599	18		1:30.168
73	0.374	1:35.225	80	0.677	1:30.296	80	0.259	1:29.198	73	0.454	1:30.390	73	0.191	1:29.905
80	0.612	1:35.463	73	1.085	1:30.942	73	0.663	1:29.194	48	2.362	1:31.739	80	3.766	1:31.385
48	1.390	1:36.241	48	1.567	1:30.408	48	1.222	1:29.271	69	2.521	1:29.769	69	3.899	1:31.546
28	2.483	1:37.334	69	3.038	1:30.574	69	3.351	1:29.929	80	2.549	1:32.889	76	4.206	1:31.408
69	2.695	1:37.546	76	3.930	1:30.870	76	3.886	1:29.572	76	2.966	1:29.679	48	5.079	1:32.885
76	3.291	1:38.142	35	7.597	1:32.236	91	9.479	1:29.797	91	8.101	1:29.221	91	7.513	1:29.580
17	4.962	1:39.813	36	8.249	1:31.453	36	11.111	1:32.478	12	12.171	1:31.150	36	15.060	1:32.685
35	5.592	1:40.443	21	9.033	1:32.568	28	11.171	1:31.569	36	12.543	1:32.031	28	17.066	1:33.288
21	6.696	1:41.547	28	9.218	1:36.966	35	11.230	1:33.249	28	13.946	1:33.374	17	17.274	1:32.653
36	7.027	1:41.878	91	9.298	1:30.662	12	11.620	1:30.475	21	14.084	1:32.503	21	17.861	1:33.945
79	8.305	1:43.156	12	10.761	1:31.078	21	12.180	1:32.763	17	14.789	1:32.741	35	18.763	1:33.789
32	8.420	1:43.271	17	11.453	1:36.722	17	12.647	1:30.810	35	15.142	1:34.511	32	18.783	1:33.701
91	8.867	1:43.718	32	11.914	1:33.725	32	13.585	1:31.287	32	15.250	1:32.264	43	23.955	1:32.270
12	9.914	1:44.765	43	15.003	1:33.306	43	19.243	1:33.856	43	21.853	1:33.209	72	26.170	1:32.501
65	10.988	1:45.839	65	15.307	1:34.550	72	21.353	1:35.256	72	23.837	1:33.083	65	26.809	1:32.614
72	11.823	1:46.674	72	15.713	1:34.121	65	21.691	1:36.000	65	24.363	1:33.271	13	27.685	1:30.784
43	11.928	1:46.779	94	18.991	1:35.402	66	23.959	1:33.435	66	25.184	1:31.824	66	28.489	1:33.473
75	13.000	1:47.851	75	19.648	1:36.879	94	24.087	1:34.712	94	26.816	1:33.328	94	29.811	1:33.163
74	13.672	1:48.523	66	20.140	1:35.518	71	25.139	1:34.389	13	27.069	1:31.270	71	30.425	1:33.356
94	13.820	1:48.671	71	20.366	1:36.391	13	26.398	1:32.938	71	27.237	1:32.697	7	32.233	1:32.663
71	14.206	1:49.057	53	20.847	1:35.933	53	26.591	1:35.360	102	29.533	1:33.131	102	33.274	1:33.909
66	14.853	1:49.704	111	21.688	1:36.774	102	27.001	1:34.382	7	29.738	1:32.301	111	34.811	1:34.218
111	15.145	1:49.996	74	21.698	1:38.257	7	28.036	1:33.436	53	30.186	1:34.194	53	34.949	1:34.931
53	15.145	1:49.996	102	22.235	1:36.160	111	28.453	1:36.381	111	30.761	1:32.907	74	38.784	1:34.628
10	15.698	1:50.549	13	23.076	1:36.989	75	28.916	1:38.884	74	34.324	1:35.681	108	39.048	1:33.979
102	16.306	1:51.157	7	24.216	1:33.762	74	29.242	1:37.160	108	35.237	1:34.464	75	43.180	1:36.632
13	16.318	1:51.169	108	25.297	1:34.314	108	31.372	1:35.691	75	36.716	1:38.399	79	47.495	1:34.819
7	20.685	1:55.536	79	34.806	1:56.732	79	39.295	1:34.105	79	42.844	1:34.148	10	58.673	1:38.109
108	21.214	1:56.065	10	36.226	1:50.759	10	43.351	1:36.741	10	50.732	1:37.980			

Weather / Track : Cloudy / Dry

Donington Park National
Circuit Length = 1.9791 miles
Start: 10:16 End: 10:38

Ma5da MX5 Championship (Group B v C)

RACE 10 - LAP CHART

Lap 6			Lap 7			Lap 8			Lap 9			Lap 10		
No	Behind	Laptime	No	Behind	Laptime	No	Behind	Laptime	No	Behind	Laptime	No	Behind	Laptime
73		1:31.248	73		1:30.048	73		1:30.448	73		1:30.004	18		1:29.680
18	0.321	1:31.760	18	0.268	1:29.995	18	0.633	1:30.813	80	0.107	1:29.122	76	0.599	1:29.761
80	1.896	1:29.569	80	0.686	1:28.838	80	0.989	1:30.751	18	0.235	1:29.606	80	0.818	1:30.626
69	2.449	1:29.989	69	1.554	1:29.153	76	1.099	1:29.586	76	0.753	1:29.658	73	1.090	1:31.005
76	2.810	1:30.043	76	1.961	1:29.199	69	1.316	1:30.210	48	1.294	1:29.961	91	1.587	1:28.847
48	3.620	1:29.980	48	2.227	1:28.655	48	1.337	1:29.558	91	2.655	1:30.768	48	2.208	1:30.829
91	5.219	1:29.145	91	3.775	1:28.604	91	1.891	1:28.564	69	3.074	1:31.762	10	1 LAP	1:41.075
36	14.263	1:30.642	36	14.880	1:30.665	36	15.718	1:31.286	36	15.302	1:29.588	69	4.337	1:31.178
28	16.379	1:30.752	28	16.396	1:30.065	28	16.431	1:30.483	28	16.405	1:29.978	36	17.256	1:31.869
17	16.919	1:31.084	17	16.718	1:29.847	12	3 LAPS	6:07.007	17	19.146	1:31.458	28	17.708	1:31.218
35	18.375	1:31.051	21	21.435	1:32.881	17	17.692	1:31.422	12	3 LAPS	1:32.638	12	3 LAPS	1:31.127
21	18.602	1:32.180	32	21.767	1:32.852	21	22.793	1:31.806	32	26.449	1:33.529	35	27.561	1:30.732
32	18.963	1:31.619	35	23.530	1:35.203	32	22.924	1:31.605	35	26.744	1:33.360	17	28.700	1:39.469
72	27.954	1:33.223	72	30.583	1:32.677	35	23.388	1:30.306	21	26.846	1:34.057	32	28.897	1:32.363
65	28.661	1:33.291	13	31.153	1:32.352	13	31.641	1:30.936	13	35.549	1:33.912	21	29.176	1:32.245
13	28.849	1:32.603	65	31.339	1:32.726	72	32.292	1:32.157	65	35.751	1:32.713	13	36.056	1:30.422
66	29.938	1:32.888	66	31.941	1:32.051	65	33.042	1:32.151	66	36.167	1:32.671	65	37.869	1:32.033
94	31.097	1:32.725	94	33.392	1:32.343	66	33.500	1:32.007	94	36.828	1:32.078	66	38.906	1:32.654
71	31.407	1:32.421	7	35.061	1:33.279	94	34.754	1:31.810	72	38.367	1:36.079	94	39.226	1:32.313
7	31.830	1:31.036	102	35.412	1:31.547	7	38.024	1:33.411	7	38.554	1:30.534	7	39.486	1:30.847
102	33.913	1:32.078	71	35.595	1:34.236	102	38.570	1:33.606	102	41.596	1:33.030	72	40.986	1:32.534
111	37.915	1:34.543	111	40.049	1:32.182	71	39.017	1:33.870	111	44.492	1:32.765	102	44.371	1:32.690
53	38.199	1:34.689	53	40.206	1:32.055	111	41.731	1:32.130	71	44.982	1:35.969	111	46.951	1:32.374
108	41.645	1:34.036	108	45.640	1:34.043	53	41.885	1:32.127	53	45.017	1:33.136	53	47.242	1:32.140
74	42.478	1:35.133	74	46.188	1:33.758	108	48.282	1:33.090	74	52.918	1:33.969	71	48.145	1:33.078
75	48.576	1:36.835	79	54.896	1:33.908	74	48.953	1:33.213	108	58.974	1:40.696	74	56.673	1:33.670
79	51.036	1:34.980	75	55.845	1:37.317	79	58.146	1:33.698	79	1:01.446	1:33.304	79	1:04.918	1:33.387
10	1:06.248	1:39.014	10	1:14.042	1:37.842	75	1:01.353	1:35.956	75	1:07.269	1:35.920	108	1:11.995	1:42.936
						10	1:22.990	1:39.396				75	1:13.175	1:35.821

Weather / Track : Cloudy / Dry

Donington Park National
Circuit Length = 1.9791 miles
Start: 10:16 End: 10:38

Ma5da MX5 Championship (Group B v C)

RACE 10 - LAP CHART

Lap 11			Lap 12			Lap 13		
No	Behind	Laptime	No	Behind	Laptime	No	Behind	Laptime
18		1:29.414	18		1:29.190	18		1:29.672
73	0.578	1:28.902	73	0.237	1:28.849	73	0.340	1:29.775
80	1.363	1:29.959	80	0.398	1:28.225	80	0.447	1:29.721
76	1.392	1:30.207	76	0.611	1:28.409	76	2.516	1:31.577
69	4.577	1:29.654	48	6.726	1:31.145	91	6.221	1:29.010
48	4.771	1:31.977	91	6.883	1:29.852	69	7.546	1:29.756
91	6.221	1:34.048	69	7.462	1:32.075	48	13.553	1:36.499 P
10	1 LAP	1:35.804	10	1 LAP	1:35.845	36	17.618	1:29.518
36	17.483	1:29.641	36	17.772	1:29.479	28	19.425	1:29.950
28	17.992	1:29.698	28	19.147	1:30.345	10	1 LAP	1:37.347
12	3 LAPS	1:30.838	12	3 LAPS	1:30.525	12	3 LAPS	1:30.859
35	28.352	1:30.205	35	29.778	1:30.616	32	35.396	1:31.984
17	30.501	1:31.215	17	31.568	1:30.257	21	35.805	1:32.726
32	31.055	1:31.572	21	32.751	1:30.504	17	36.859	1:34.963
21	31.437	1:31.675	32	33.084	1:31.219	13	36.957	1:29.016
13	36.295	1:29.653	13	37.613	1:30.508	7	43.426	1:31.147
65	40.765	1:32.310	7	41.951	1:30.048	65	44.191	1:31.131
7	41.093	1:31.021	65	42.732	1:31.157	35	44.569	1:44.463
66	42.112	1:32.620	66	43.155	1:30.233	66	45.037	1:31.554
94	42.673	1:32.861	72	45.021	1:31.370	72	45.560	1:30.211
72	42.841	1:31.269	94	45.586	1:32.103	94	47.002	1:31.088
102	47.399	1:32.442	102	50.469	1:32.260	102	52.865	1:32.068
111	49.098	1:31.561	111	51.772	1:31.864	111	53.446	1:31.346
53	49.171	1:31.343	53	52.078	1:32.097	53	53.642	1:31.236
71	50.296	1:31.565	71	52.213	1:31.107	71	54.169	1:31.628
74	59.603	1:32.344	74	1:03.843	1:33.430	74	1:08.093	1:33.922
79	1:07.523	1:32.019	79	1:09.399	1:31.066	79	1:10.400	1:30.673
108	1:16.828	1:34.247	108	1:21.344	1:33.706	108	1:24.966	1:33.294
75	1:18.160	1:34.399	75	1:24.121	1:35.151	75	1:29.626	1:35.177

Weather / Track : Cloudy / Dry

Donington Park National
 Circuit Length = 1.9791 miles
 Start: 10:16 End: 10:38

Ma5da MX5 Championship (Group D v E)

RACE 12 - CLASSIFICATION

POS	NO	CL	NAME	ENTRY	LAPS	TIME	GAP	DIFF	MPH	BEST	ON
1	8		Adam ORE G	Mazda MX5	14	20:50.163			79.78	1:28.370	10
2	46		Simon GODDARD	Mazda MX5	14	21:00.624	10.461	10.461	79.12	1:28.950	10
3	30		Wayne LE MONTAIS	Mazda MX5	14	21:00.975	10.812	0.351	79.10	1:28.788	4
4	63		Rhys JENKINS	Mazda MX5	14	21:01.157	10.994	0.182	79.09	1:28.706	11
5	99		Jonathan BLAKE	Mazda MX5	14	21:02.279	12.116	1.122	79.01	1:28.666	11
6	45		Gary HUFFORD	Mazda MX5	14	21:09.677	19.514	7.398	78.55	1:28.883	6
7	172		Daniel MOLLOY	Mazda MX5	14	21:09.764	19.601	0.087	78.55	1:29.503	6
8	20		David EVANS	Mazda MX5	14	21:17.500	27.337	7.736	78.07	1:29.530	10
9	120		Jade EDWARDS	Mazda MX5	14	21:20.082	29.919	2.582	77.92	1:29.504	5
10	64		Andrew WRIGHT	Mazda MX5	14	21:20.176	30.013	0.094	77.91	1:29.724	10
11	62		Chris LOVETT	Mazda MX5	14	21:20.292	30.129	0.116	77.90	1:29.727	4
12	9		Christopher WOODGER	Mazda MX5	14	21:20.476	30.313	0.184	77.89	1:29.856	7
13	27		Clive BAILYE	Mazda MX5	14	21:26.024	35.861	5.548	77.56	1:29.186	7
14	22		Scott FERGUSON	Mazda MX5	14	21:36.486	46.323	10.462	76.93	1:29.909	9
15	50		Darren STANDING	Mazda MX5	14	21:40.967	50.804	4.481	76.66	1:31.276	5
16	77		John COCKBURN-EVANS	Mazda MX5	14	21:41.539	51.376	0.572	76.63	1:30.784	9
17	118		Carl ANDREW	Mazda MX5	14	21:43.579	53.416	2.040	76.51	1:31.130	8
18	70		Daniel ROGERS	Mazda MX5	14	21:50.625	1:00.462	7.046	76.10	1:32.041	6
19	34		David NEIDELL	Mazda MX5	14	21:56.983	1:06.820	6.358	75.73	1:30.691	7
20	40		Dave CAR	Mazda MX5	14	22:05.702	1:15.539	8.719	75.23	1:31.907	3
21	57		Aaron LLOYD	Mazda MX5	14	22:12.876	1:22.713	7.174	74.83	1:32.172	10
22	49		Barry BAILEY	Mazda MX5	14	22:14.446	1:24.283	1.570	74.74	1:32.693	14
23	37		Jim CAROLAN	Mazda MX5	13	21:46.949	1 lap	1 lap	70.86	1:35.222	13

NOT CLASSIFIED

DNF 78	Kevin DENGATE	Mazda MX5	10	15:24.218	4 laps	3 laps	77.08	1:29.767	4
DNF 33	Mark LITHERLAND	Mazda MX5	10	15:31.496	4 laps	7.278	76.48	1:31.577	9
DNF 101	Ian PRESCOTT	Mazda MX5	10	15:40.547	4 laps	9.051	75.74	1:30.706	9
DNF 39	Brett SMITH	Mazda MX5	6	9:13.579	8 laps	4 laps	77.22	1:29.543	3
DNF 47	Stephen CRAGGS	Mazda MX5	1	1:43.304	13 laps	5 laps	68.96		
DNF 58	Tim GRAY	Mazda MX5	1	1:45.197	13 laps	1.893	67.72		

FASTEST LAP

8	Adam GORE	Mazda MX5	10	1:28.370		80.62 mph	129.74 kph		
---	-----------	-----------	----	----------	--	-----------	------------	--	--

Weather / Track : Bright / Dry

These results are provisional until the conclusion of any judicial and technical matters.

Donington Park National
Circuit Length = 1.9791 miles
Start: 11:31 End: 11:54

Clerk of Course :		Timekeeper :	
-------------------	--	--------------	--

Ma5da MX5 Championship (Group D v E)

RACE 12 - LAP CHART

Lap 1			Lap 2			Lap 3			Lap 4			Lap 5		
No	Behind	Laptime	No	Behind	Laptime	No	Behind	Laptime	No	Behind	Laptime	No	Behind	Laptime
8		1:35.122	8		1:29.223	8		1:29.280	8		1:28.528	8		1:28.790
99	0.163	1:35.285	63	0.391	1:29.438	63	0.658	1:29.547	63	1.146	1:29.016	99	2.081	1:29.350
63	0.176	1:35.298	99	0.848	1:29.908	99	0.971	1:29.403	99	1.521	1:29.078	30	2.534	1:29.532
30	0.196	1:35.318	30	1.643	1:30.670	30	1.532	1:29.169	30	1.792	1:28.788	63	3.291	1:30.935
45	0.295	1:35.417	9	2.591	1:30.579	45	4.327	1:30.655	45	5.713	1:29.914	45	6.746	1:29.823
9	1.235	1:36.357	45	2.952	1:31.880	9	4.793	1:31.482	46	6.180	1:29.830	46	7.176	1:29.786
120	1.555	1:36.677	120	3.367	1:31.035	46	4.878	1:30.633	172	7.728	1:31.033	172	8.595	1:29.657
46	2.225	1:37.347	46	3.525	1:30.523	172	5.223	1:30.792	9	7.988	1:31.723	120	8.858	1:29.504
172	3.027	1:38.149	172	3.711	1:29.907	120	6.693	1:32.606	120	8.144	1:29.979	27	9.904	1:30.093
27	5.186	1:40.308	27	6.409	1:30.446	27	7.039	1:29.910	27	8.601	1:30.090	9	10.709	1:31.511
78	5.418	1:40.540	78	7.279	1:31.084	78	8.477	1:30.478	78	9.716	1:29.767	78	11.002	1:30.076
62	5.556	1:40.678	62	7.558	1:31.225	62	8.875	1:30.597	62	10.074	1:29.727	62	11.509	1:30.225
64	5.892	1:41.014	20	7.868	1:31.173	20	9.208	1:30.620	20	10.325	1:29.645	20	11.772	1:30.237
20	5.918	1:41.040	64	8.162	1:31.493	64	9.561	1:30.679	64	11.210	1:30.177	39	12.758	1:30.161
33	6.144	1:41.266	39	9.576	1:31.250	39	9.839	1:29.543	39	11.387	1:30.076	64	13.296	1:30.876
70	6.885	1:42.007	33	10.087	1:33.166	33	12.643	1:31.836	33	16.480	1:32.365	50	19.927	1:31.276
39	7.549	1:42.671	50	11.108	1:32.552	50	14.285	1:32.457	50	17.441	1:31.684	33	20.459	1:32.769
40	7.608	1:42.730	70	11.838	1:34.176	40	14.922	1:31.907	77	19.081	1:31.994	77	21.717	1:31.426
50	7.779	1:42.901	40	12.295	1:33.910	77	15.615	1:32.309	22	19.658	1:32.472	22	25.037	1:34.169
47	8.182	1:43.304	22	12.423	1:33.180	70	15.705	1:33.147	70	19.814	1:32.637	70	25.918	1:34.894
22	8.466	1:43.588	77	12.586	1:32.520	22	15.714	1:32.571	118	22.829	1:32.445	34	26.509	1:31.615
77	9.289	1:44.411	118	14.966	1:34.562	34	18.343	1:32.406	34	23.684	1:33.869	118	26.525	1:32.486
118	9.627	1:44.749	34	15.217	1:31.731	118	18.912	1:33.226	57	24.382	1:33.168	57	29.358	1:33.766
58	10.075	1:45.197	57	16.644	1:33.685	57	19.742	1:32.378	101	24.720	1:33.240	101	29.596	1:33.666
49	11.391	1:46.513	101	17.707	1:33.814	101	20.008	1:31.581	49	31.553	1:35.354	49	38.381	1:35.618
57	12.182	1:47.304	49	19.872	1:37.704	49	24.727	1:34.135	40	35.801	1:49.407	40	39.931	1:32.920
34	12.709	1:47.831	37	29.907	1:43.739	37	36.952	1:36.325	37	1:00.402	1:51.978	37	1:09.950	1:38.338
101	13.116	1:48.238												
37	15.391	1:50.513												

Weather / Track : Bright / Dry

Donington Park National
Circuit Length = 1.9791 miles
Start: 11:31 End: 11:54

Ma5da MX5 Championship (Group D v E)

RACE 12 - LAP CHART

Lap 6			Lap 7			Lap 8			Lap 9			Lap 10		
No	Behind	Laptime	No	Behind	Laptime	No	Behind	Laptime	No	Behind	Laptime	No	Behind	Laptime
8		1:28.610	8		1:28.573	8		1:28.798	8		1:28.695	8		1:28.370
99	2.812	1:29.341	37	1 LAP	1:48.999	99	6.945	1:32.418	46	9.247	1:29.051	46	9.827	1:28.950
30	3.313	1:29.389	99	3.325	1:29.086	63	6.947	1:31.694	30	9.463	1:31.060	30	10.187	1:29.094
63	3.484	1:28.803	63	4.051	1:29.140	30	7.098	1:31.327	63	9.856	1:31.604	63	10.728	1:29.242
45	7.019	1:28.883	30	4.569	1:29.829	46	8.891	1:29.635	45	9.997	1:29.541	99	12.147	1:30.422
46	7.566	1:29.000	46	8.054	1:29.061	45	9.151	1:29.589	99	10.095	1:31.845	45	12.685	1:31.058
172	9.488	1:29.503	45	8.360	1:29.914	37	1 LAP	1:36.388	172	13.409	1:29.651	172	14.636	1:29.597
27	11.155	1:29.861	172	10.953	1:30.038	172	12.453	1:30.298	27	14.534	1:29.406	27	18.459	1:32.295
120	11.521	1:31.273	27	11.768	1:29.186	27	13.823	1:30.853	120	16.628	1:30.872	120	19.028	1:30.770
9	13.052	1:30.953	120	12.658	1:29.710	120	14.451	1:30.591	20	18.891	1:31.051	20	20.051	1:29.530
78	13.352	1:30.960	9	14.335	1:29.856	9	16.008	1:30.471	37	1 LAP	1:38.345	62	21.207	1:29.807
62	13.539	1:30.640	78	14.794	1:30.015	20	16.535	1:29.754	9	19.238	1:31.925	9	21.697	1:30.829
20	13.837	1:30.675	20	15.579	1:30.315	78	17.126	1:31.130	62	19.770	1:30.742	64	21.993	1:29.724
39	14.026	1:29.878	62	15.924	1:30.958	62	17.723	1:30.597	64	20.639	1:30.917	37	1 LAP	1:37.465
64	14.717	1:30.031	64	16.734	1:30.590	64	18.417	1:30.481	78	20.652	1:32.221	78	30.229	1:37.947 P
50	23.325	1:32.008	50	26.812	1:32.060	50	30.112	1:32.098	50	33.338	1:31.921	22	36.312	1:30.736
33	23.580	1:31.731	33	27.052	1:32.045	33	30.658	1:32.404	33	33.540	1:31.577	50	37.380	1:32.412
22	27.499	1:31.072	22	29.635	1:30.709	22	32.732	1:31.895	22	33.946	1:29.909	33	37.507	1:32.337
77	27.535	1:34.428	77	30.021	1:31.059	77	34.194	1:32.971	77	36.283	1:30.784	77	39.166	1:31.253
34	28.735	1:30.836	34	30.853	1:30.691	34	34.419	1:32.364	34	37.772	1:32.048	118	42.611	1:32.915
70	29.349	1:32.041	118	32.877	1:31.550	118	35.209	1:31.130	118	38.066	1:31.552	34	45.275	1:35.873
118	29.900	1:31.985	70	33.676	1:32.900	70	37.109	1:32.231	70	40.619	1:32.205	101	46.558	1:33.959
101	33.736	1:32.750	101	36.123	1:30.960	101	38.958	1:31.633	101	40.969	1:30.706	70	46.893	1:34.644
57	36.236	1:35.488	57	40.351	1:32.688	57	47.603	1:36.050 P	40	55.524	1:32.384	40	1:00.376	1:33.222
49	43.823	1:34.052	40	48.533	1:33.120	40	51.835	1:32.100	49	1:00.835	1:34.457	49	1:06.946	1:34.481
40	43.986	1:32.665	49	50.099	1:34.849	49	55.073	1:33.772	57	1:04.630	1:45.722	57	1:08.432	1:32.172

Weather / Track : Bright / Dry

Donington Park National
Circuit Length = 1.9791 miles
Start: 11:31 End: 11:54

Ma5da MX5 Championship (Group D v E)

RACE 12 - LAP CHART

Lap 11			Lap 12			Lap 13			Lap 14		
No	Behind	Laptime	No	Behind	Laptime	No	Behind	Laptime	No	Behind	Laptime
8		1:28.620	8		1:28.537	8		1:29.708	8		1:29.309
46	10.299	1:29.092	46	11.300	1:29.538	46	10.669	1:29.077	46	10.461	1:29.101
30	10.602	1:29.035	30	11.733	1:29.668	30	10.986	1:28.961	30	10.812	1:29.135
63	10.814	1:28.706	63	11.934	1:29.657	63	11.314	1:29.088	63	10.994	1:28.989
99	12.193	1:28.666	99	13.246	1:29.590	99	12.630	1:29.092	99	12.116	1:28.795
45	13.600	1:29.535	45	17.211	1:32.148	172	17.995	1:30.287	45	19.514	1:30.173
172	16.114	1:30.098	172	17.416	1:29.839	45	18.650	1:31.147	172	19.601	1:30.915
20	22.848	1:31.417	20	25.768	1:31.457	20	26.553	1:30.493	20	27.337	1:30.093
120	23.854	1:33.446	120	26.720	1:31.403	120	28.109	1:31.097	120	29.919	1:31.119
9	24.708	1:31.631	9	26.886	1:30.715	9	28.731	1:31.553	64	30.013	1:30.542
64	25.275	1:31.902	64	27.702	1:30.964	64	28.780	1:30.786	62	30.129	1:30.497
62	25.429	1:32.842	62	27.943	1:31.051	62	28.941	1:30.706	9	30.313	1:30.891
27	25.708	1:35.869	27	29.224	1:32.053	27	29.943	1:30.427	27	35.861	1:35.227
37	1 LAP	1:35.753	22	41.641	1:32.315	22	43.410	1:31.477	22	46.323	1:32.222
22	37.863	1:30.171	37	1 LAP	1:38.062	50	48.006	1:31.828	50	50.804	1:32.107
50	40.891	1:32.131	50	45.886	1:33.532	77	48.262	1:31.471	77	51.376	1:32.423
77	43.552	1:33.006	77	46.499	1:31.484	37	1 LAP	1:35.822	118	53.416	1:31.747
118	45.619	1:31.628	118	48.582	1:31.500	118	50.978	1:32.104	37	1 LAP	1:35.222
34	48.390	1:31.735	70	54.610	1:32.701	70	57.363	1:32.461	70	1:00.462	1:32.408
70	50.446	1:32.173	34	1:02.448	1:42.595	34	1:04.687	1:31.947	34	1:06.820	1:31.442
40	1:04.968	1:33.212	40	1:08.947	1:32.516	40	1:11.931	1:32.692	40	1:15.539	1:32.917
49	1:12.394	1:34.068	57	1:16.732	1:32.383	57	1:19.513	1:32.489	57	1:22.713	1:32.509
57	1:12.886	1:33.074	49	1:17.904	1:34.047	49	1:20.899	1:32.703	49	1:24.283	1:32.693

Weather / Track : Bright / Dry

Donington Park National
Circuit Length = 1.9791 miles
Start: 11:31 End: 11:54

Ma5da MX5 Championship (Group A v B)

RACE 14 - CLASSIFICATION

POS	NO	CL	NAME	ENTRY	LAPS	TIME	GAP	DIFF	MPH	BEST	ON
1	2		Tom ROCHE	Mazda MX5	14	20:38.124			80.56	1:27.654	7
2	92		Jordan STILP	Mazda MX5	14	20:46.176	8.052	8.052	80.04	1:27.836	5
3	18		Paul SHEARD	Mazda MX5	14	20:51.273	13.149	5.097	79.71	1:28.538	6
4	48		James BLAKE-BALDWIN	Mazda MX5	14	20:52.376	14.252	1.103	79.64	1:28.297	7
5	90		Alan HENDERSON	Mazda MX5	14	20:52.376	14.252	0.000	79.64	1:27.741	7
6	69		Matt ROBINSON	Mazda MX5	14	20:55.128	17.004	2.752	79.46	1:28.109	6
7	110		Tom DAVIS	Mazda MX5	14	21:02.702	24.578	7.574	78.99	1:29.106	5
8	13		Scott LEACH	Mazda MX5	14	21:08.954	30.830	6.252	78.60	1:28.588	9
9	38		John KINGHORN	Mazda MX5	14	21:12.902	34.778	3.948	78.36	1:29.149	5
10	23		Martin TOLLEY	Mazda MX5	14	21:14.162	36.038	1.260	78.28	1:28.717	5
11	95		Michael RICH	Mazda MX5	14	21:15.470	37.346	1.308	78.20	1:29.589	5
12	28		Carl NEWTON	Mazda MX5	14	21:18.177	40.053	2.707	78.03	1:29.465	12
13	17		Nick GILFILLAN	Mazda MX5	14	21:35.139	57.015	16.962	77.01	1:29.546	14
14	96		Mark PIERPOINT	Mazda MX5	14	21:36.053	57.929	0.914	76.96	1:30.472	14
15	66		Piers CANDLER	Mazda Mx5	14	21:38.058	59.934	2.005	76.84	1:30.394	3
16	111		Terry BUCKEL	Mazda MX5	14	21:38.688	1:00.564	0.630	76.80	1:30.235	13
17	102		Ken SAVAGE	Mazda MX5	14	21:43.335	1:05.211	4.647	76.53	1:30.954	5
18	21		Iain CAMERON	Mazda MX5	14	21:47.286	1:09.162	3.951	76.29	1:31.482	9
19	94		Stephen QUICK	Mazda MX5	14	21:48.559	1:10.435	1.273	76.22	1:30.504	10
20	65		Amy BARKER	Mazda MX5	14	21:49.432	1:11.308	0.873	76.17	1:30.238	3
21	19		Laurie GRANT	Mazda MX5	14	21:51.961	1:13.837	2.529	76.02	1:30.494	12
22	88		John CHAPPELL	Mazda MX5	14	21:57.208	1:19.084	5.247	75.72	1:31.587	11
23	51		Andrew MURDOCH	Mazda MX5	14	22:01.595	1:23.471	4.387	75.47	1:31.838	10
24	67		Rob CARRIGAN	Mazda MX5	14	22:01.907	1:23.783	0.312	75.45	1:31.875	9
25	75		Tom STRANGE	Mazda MX5	13	20:42.021	1 lap	1 lap	74.57	1:33.711	7
26	71		Steven ANDREW	Mazda MX5	13	20:52.426	1 lap	10.405	73.95	1:30.749	7
27	26		Paul YEOMANS	Mazda MX5	13	20:56.959	1 lap	4.533	73.68	1:34.024	10
28	54		John POWELL	Mazda MX5	13	20:58.022	1 lap	1.063	73.62	1:32.726	11
29	43		Fabio SETTEMBRE	Mazda MX5	13	21:11.026	1 lap	13.004	72.87	1:30.111	6
30	31		Tasha SEWELL	Mazda MX5	13	21:25.713	1 lap	14.687	72.03	1:37.238	11

NOT CLASSIFIED

DNF	100		Alyn ROBSON	Mazda MX5	7	10:38.596	7 laps	6 laps	78.09	1:28.736	6
-----	-----	--	-------------	-----------	---	-----------	--------	--------	-------	----------	---

FASTEST LAP

	2		Tom ROCHE	Mazda MX5	7	1:27.654		81.28 mph		130.80 kph	
--	---	--	-----------	-----------	---	----------	--	-----------	--	------------	--

Car 13 - 10 second penalty - False start

Weather / Track : Bright / Dry

These results are provisional until the conclusion of any judicial and technical matters.

Donington Park National
Circuit Length = 1.9791 miles
Start: 13:41 End: 14:03

Clerk of Course :		Timekeeper :	
-------------------	--	--------------	--

Ma5da MX5 Championship (Group A v B)

RACE 14 - LAP CHART

Lap 1			Lap 2			Lap 3			Lap 4			Lap 5		
No	Behind	Laptime	No	Behind	Laptime	No	Behind	Laptime	No	Behind	Laptime	No	Behind	Laptime
2		1:32.365	2		1:27.993	2		1:28.109	2		1:28.155	2		1:27.664
18	1.390	1:33.755	18	2.299	1:28.902	18	3.299	1:29.109	18	4.178	1:29.034	18	5.281	1:28.767
100	2.304	1:34.669	100	3.665	1:29.354	100	5.165	1:29.609	92	6.208	1:28.312	92	6.380	1:27.836
69	3.635	1:36.000	48	5.028	1:29.184	92	6.051	1:28.108	100	7.178	1:30.168	48	8.714	1:28.978
48	3.837	1:36.202	92	6.052	1:28.866	48	6.719	1:29.800	48	7.400	1:28.836	13	9.829	1:29.883
110	4.084	1:36.449	13	6.409	1:29.942	13	7.141	1:28.841	13	7.610	1:28.624	90	9.934	1:29.101
13	4.460	1:36.825	110	6.967	1:30.876	110	8.184	1:29.326	90	8.497	1:28.098	100	10.265	1:30.751
92	5.179	1:37.544	69	7.381	1:31.739	90	8.554	1:28.786	69	9.947	1:29.326	69	10.696	1:28.413
90	5.677	1:38.042	90	7.877	1:30.193	69	8.776	1:29.504	110	10.487	1:30.458	110	11.929	1:29.106
23	5.839	1:38.204	38	9.075	1:30.904	38	10.919	1:29.953	38	12.649	1:29.885	38	14.134	1:29.149
17	5.956	1:38.321	23	9.701	1:31.855	23	11.375	1:29.783	23	13.496	1:30.276	23	14.549	1:28.717
38	6.164	1:38.529	95	10.219	1:30.608	95	12.886	1:30.776	95	14.513	1:29.782	95	16.438	1:29.589
102	7.442	1:39.807	17	10.226	1:32.263	102	14.528	1:31.232	28	19.599	1:33.027	28	22.393	1:30.458
95	7.604	1:39.969	102	11.405	1:31.956	17	14.686	1:32.569	19	21.382	1:32.949	96	27.710	1:32.099
96	7.992	1:40.357	28	11.959	1:31.791	28	14.727	1:30.877	21	22.839	1:32.751	21	28.347	1:33.172
21	8.158	1:40.523	96	12.838	1:32.839	65	15.611	1:30.238	96	23.275	1:33.981	66	28.670	1:32.832
28	8.161	1:40.526	21	12.901	1:32.736	66	16.002	1:30.394	94	23.362	1:32.874	94	30.518	1:34.820
66	8.669	1:41.034	65	13.482	1:32.665	19	16.588	1:30.658	66	23.502	1:35.655	111	30.712	1:33.966
65	8.810	1:41.175	66	13.717	1:33.041	96	17.449	1:32.720	111	24.410	1:31.134	43	30.771	1:33.788
88	10.183	1:42.548	19	14.039	1:31.417	21	18.243	1:33.451	43	24.647	1:33.870	17	30.900	1:31.480
94	10.452	1:42.817	71	14.698	1:31.578	94	18.643	1:31.754	17	27.084	1:40.553	102	31.647	1:30.954
19	10.615	1:42.980	94	14.998	1:32.539	43	18.932	1:31.269	88	28.079	1:33.949	88	34.082	1:33.667
71	11.113	1:43.478	88	15.458	1:33.268	111	21.431	1:32.032	71	28.213	1:32.161	71	34.218	1:33.669
54	11.777	1:44.142	43	15.772	1:31.069	88	22.285	1:34.936	102	28.357	1:41.984	19	37.692	1:43.974
43	12.696	1:45.061	54	17.444	1:33.660	71	24.207	1:37.618	67	32.843	1:33.609	67	38.432	1:33.253
75	12.991	1:45.356	111	17.508	1:32.016	54	25.341	1:36.006	54	33.265	1:36.079	65	38.639	1:32.377
111	13.485	1:45.850	75	19.080	1:34.082	75	25.692	1:34.721	65	33.926	1:46.470	54	39.805	1:34.204
26	14.723	1:47.088	67	22.599	1:35.236	67	27.389	1:32.899	75	33.938	1:36.401	51	40.559	1:32.912
67	15.356	1:47.721	26	23.869	1:37.139	51	30.517	1:34.111	51	35.311	1:32.949	75	41.335	1:35.061
51	16.562	1:48.927	51	24.515	1:35.946	26	31.274	1:35.514	26	39.208	1:36.089	26	48.021	1:36.477
31	17.777	1:50.142	31	27.842	1:38.058	31	37.594	1:37.861	31	47.370	1:37.931	31	58.424	1:38.718

Weather / Track : Bright / Dry

Donington Park National
Circuit Length = 1.9791 miles
Start: 13:41 End: 14:03

Ma5da MX5 Championship (Group A v B)

RACE 14 - LAP CHART

Lap 6			Lap 7			Lap 8			Lap 9			Lap 10		
No	Behind	Laptime	No	Behind	Laptime	No	Behind	Laptime	No	Behind	Laptime	No	Behind	Laptime
2		1:28.219	2		1:27.654	2		1:28.514	2		1:28.964	2		1:28.191
18	5.600	1:28.538	92	6.638	1:28.233	92	6.068	1:27.944	92	5.175	1:28.071	92	5.896	1:28.912
92	6.059	1:27.898	18	6.994	1:29.048	18	7.288	1:28.808	18	7.204	1:28.880	18	9.113	1:30.100
48	9.031	1:28.536	48	9.674	1:28.297	48	10.054	1:28.894	90	9.871	1:28.711	31	1 LAP	1:37.442
90	9.773	1:28.058	90	9.860	1:27.741	90	10.124	1:28.778	48	10.467	1:29.377	90	9.950	1:28.270
13	10.221	1:28.611	69	11.709	1:28.777	69	12.091	1:28.896	69	11.342	1:28.215	48	10.830	1:28.554
69	10.586	1:28.109	13	11.931	1:29.364	13	12.918	1:29.501	13	12.542	1:28.588	69	11.447	1:28.296
100	10.782	1:28.736	110	15.359	1:30.019	110	16.394	1:29.549	110	17.018	1:29.588	13	14.032	1:29.681
110	12.994	1:29.284	100	18.437	1:35.309 P	38	22.387	1:31.691	38	24.927	1:31.504	110	18.627	1:29.800
38	16.551	1:30.636	38	19.210	1:30.313	23	22.654	1:31.492	95	25.098	1:31.382	43	1 LAP	2:37.550
23	16.978	1:30.648	23	19.676	1:30.352	95	22.680	1:31.263	23	26.762	1:33.072	38	27.195	1:30.459
95	17.862	1:29.643	95	19.931	1:29.723	28	29.442	1:30.208	28	30.656	1:30.178	95	27.338	1:30.431
28	25.024	1:30.850	28	27.748	1:30.378	96	37.119	1:31.060	21	42.066	1:31.482	23	28.402	1:29.831
96	30.870	1:31.379	96	34.573	1:31.357	43	38.683	1:30.794	96	42.341	1:34.186	28	32.651	1:30.186
66	31.814	1:31.363	66	35.298	1:31.138	21	39.548	1:31.894	66	43.054	1:32.010	21	45.743	1:31.868
21	32.212	1:32.084	21	36.168	1:31.610	66	40.008	1:33.224	17	43.461	1:30.617	96	45.845	1:31.695
43	32.663	1:30.111	43	36.403	1:31.394	17	41.808	1:30.929	102	46.472	1:31.460	66	46.322	1:31.459
17	34.927	1:32.246	102	39.184	1:31.858	102	43.976	1:33.306	111	46.923	1:31.768	17	46.873	1:31.603
102	34.980	1:31.552	17	39.393	1:32.120	111	44.119	1:32.532	94	49.035	1:31.148	111	49.622	1:30.890
94	35.128	1:32.829	111	40.101	1:32.449	94	46.851	1:35.054	65	55.380	1:33.008	102	50.139	1:31.858
111	35.306	1:32.813	71	40.160	1:30.749	88	49.724	1:36.416	19	56.249	1:32.077	94	51.348	1:30.504
71	37.065	1:31.066	94	40.311	1:32.837	65	51.336	1:33.969	88	56.646	1:35.886	65	58.729	1:31.540
88	37.664	1:31.801	88	41.822	1:31.812	19	53.136	1:35.028	67	56.932	1:31.875	19	59.519	1:31.461
19	41.263	1:31.790	65	45.881	1:31.734	67	54.021	1:35.211	71	58.158	1:30.857	88	1:00.183	1:31.728
65	41.801	1:31.381	19	46.622	1:33.013	51	55.370	1:33.329	51	58.937	1:32.531	67	1:00.838	1:32.097
67	42.556	1:32.343	67	47.324	1:32.422	71	56.265	1:44.619	75	1:05.029	1:34.672	71	1:00.926	1:30.959
51	45.597	1:33.257	51	50.555	1:32.612	75	59.321	1:34.675	26	1:21.605	1:37.072	51	1:02.584	1:31.838
75	47.103	1:33.987	75	53.160	1:33.711	26	1:13.497	1:37.019	54	1:27.797	1:34.572	75	1:11.638	1:34.800
54	47.226	1:35.640	26	1:04.992	1:36.834	54	1:22.189	1:37.404				26	1:27.438	1:34.024
26	55.812	1:36.010	54	1:13.299	1:53.727	31	1:28.936	1:37.503						
31	1:08.654	1:38.449	31	1:19.947	1:38.947									

Weather / Track : Bright / Dry

Donington Park National
Circuit Length = 1.9791 miles
Start: 13:41 End: 14:03

Ma5da MX5 Championship (Group A v B)

RACE 14 - LAP CHART

Lap 11			Lap 12			Lap 13			Lap 14		
No	Behind	Laptime	No	Behind	Laptime	No	Behind	Laptime	No	Behind	Laptime
2		1:27.906	2		1:28.139	2		1:28.157	2		1:28.094
54	1 LAP	1:32.766	26	1 LAP	1:34.466	71	1 LAP	1:47.869	75	1 LAP	1:33.935
92	6.442	1:28.452	92	6.721	1:28.418	92	7.144	1:28.580	92	8.052	1:29.002
18	10.697	1:29.490	54	1 LAP	1:32.726	18	12.019	1:28.728	18	13.149	1:29.224
90	10.824	1:28.780	18	11.448	1:28.890	26	1 LAP	1:34.366	90	14.252	1:29.705
48	11.773	1:28.849	90	11.637	1:28.952	90	12.641	1:29.161	48	14.252	1:29.036
69	11.897	1:28.356	48	12.002	1:28.368	48	13.310	1:29.465	71	1 LAP	1:35.925
13	16.265	1:30.139	69	12.195	1:28.437	69	13.459	1:29.421	69	17.004	1:31.639
31	1 LAP	1:38.056	13	17.685	1:29.559	54	1 LAP	1:34.048	26	1 LAP	1:34.861
110	20.224	1:29.503	110	21.677	1:29.592	13	18.955	1:29.427	54	1 LAP	1:33.048
43	1 LAP	1:32.244	43	1 LAP	1:31.740	110	23.034	1:29.514	13	20.830	1:29.969
38	29.272	1:29.983	31	1 LAP	1:37.238	43	1 LAP	1:30.559	110	24.578	1:29.638
23	30.843	1:30.347	38	31.337	1:30.204	38	33.120	1:29.940	43	1 LAP	1:31.577
95	31.051	1:31.619	95	32.668	1:29.756	95	34.318	1:29.807	38	34.778	1:29.752
28	34.479	1:29.734	23	32.866	1:30.162	23	34.677	1:29.968	23	36.038	1:29.455
96	48.854	1:30.915	28	35.805	1:29.465	31	1 LAP	1:37.778	95	37.346	1:31.122
17	49.476	1:30.509	96	52.467	1:31.752	28	38.214	1:30.566	28	40.053	1:29.933
66	50.398	1:31.982	17	52.551	1:31.214	96	55.551	1:31.241	31	1 LAP	1:37.590
21	51.790	1:33.953	66	53.232	1:30.973	17	55.563	1:31.169	17	57.015	1:29.546
111	52.853	1:31.137	111	54.961	1:30.247	66	56.917	1:31.842	96	57.929	1:30.472
102	53.514	1:31.281	102	56.816	1:31.441	111	57.039	1:30.235	66	59.934	1:31.111
94	54.263	1:30.821	21	57.638	1:33.987	102	1:01.226	1:32.567	111	1:00.564	1:31.619
65	1:02.812	1:31.989	94	1:04.090	1:37.966	21	1:04.559	1:35.078	102	1:05.211	1:32.079
19	1:03.274	1:31.661	65	1:05.273	1:30.600	94	1:07.209	1:31.276	21	1:09.162	1:32.697
88	1:03.864	1:31.587	19	1:05.629	1:30.494	65	1:08.559	1:31.443	94	1:10.435	1:31.320
67	1:08.603	1:35.671	88	1:08.041	1:32.316	19	1:09.718	1:32.246	65	1:11.308	1:30.843
51	1:09.000	1:34.322	51	1:14.501	1:33.640	88	1:12.534	1:32.650	19	1:13.837	1:32.213
71	1:14.898	1:41.878	67	1:14.642	1:34.178	51	1:19.242	1:32.898	88	1:19.084	1:34.644
75	1:18.572	1:34.840	75	1:26.213	1:35.780	67	1:19.761	1:33.276	51	1:23.471	1:32.323
									67	1:23.783	1:32.116

Weather / Track : Bright / Dry

Donington Park National
Circuit Length = 1.9791 miles
Start: 13:41 End: 14:03

BOSS GP

PRACTICE - CLASSIFICATION

POS	NO	CL	NAME	ENTRY	TIME	ON	LAPS	GAP	DIFF	MPH
1	1	OPEN	Klaas ZWART	Benetton B197	1:23.010	2	4			85.82
2	2	OPEN	Marijn van KALMTHOUT	Benetton B197	1:26.686	2	5	3.676	3.676	82.18
3	41	MAST	Karl-Heinz BECKER	Dallara Nissan	1:29.512	3	5	6.502	2.826	79.59
4	21	FORM	Henk de BOER	Panoz DP01	1:31.537	5	5	8.527	2.025	77.83
5	16	OPEN	Abba KOGAN - TRANSPONDER N	Tyrrell 023	1:33.736	3	4	10.726	2.199	76.00
6	23	INGOR	GERSTL	Dallara	1:34.812	4	5	11.802	1.076	75.14
7	5	OPEN	Frits van EERD	Tyrrell 026	1:34.914	2	3	11.904	0.102	75.06
8	83	MAST	Didier SIRGUE	Jordan 191	1:35.049	4	4	12.039	0.135	74.95
9	61	MAST	Chris WOODHOUSE	Lola T90/50	1:35.241	3	5	12.231	0.192	74.80
10	27	FORM	Carlos ANTUNES TAVARES	Dallara	1:37.178	5	5	14.168	1.937	73.31
11	45	MAST	Norbert GRUBER	Dallara Renault	1:41.981	3	4	18.971	4.803	69.86
12	26	FORM	Alain DE BLANDRE	G-Force	1:43.234	2	4	20.224	1.253	69.01

Weather / Track : Raining / Wet
 These results are provisional until the conclusion of any judicial and technical matters.

Donington Park National
 Circuit Length = 1.9791 miles
 Start: 11:45 End: 00:00

Clerk of Course :		Timekeeper :
-------------------	--	--------------

BOSS GP

PRACTICE - LAP ANALYSIS

1	Klaas ZWART		OPEN Benetton B197				
1 -	1:24.657	+ 1.647	11:46:47.498	3 -	1:42.745	+ 19.735	11:49:53.253
2 -	1:23.010		11:48:10.508	4 -	1:39.123 P	+ 16.113	11:51:32.376
2	Marijn van KALMTHOUT		OPEN Benetton B197				
1 -	1:33.245	+ 6.559	11:48:41.199	4 -	1:31.971	+ 5.285	11:53:07.663
2 -	1:26.686		11:50:07.885	5 -	1:27.253	+ 0.567	11:54:34.916
3 -	1:27.807	+ 1.121	11:51:35.692				
5	Frits van EERD		OPEN Tyrrell 026				
1 -	1:38.460	+ 3.546	11:51:06.637	3 -	1:38.207	+ 3.293	11:54:19.758
2 -	1:34.914		11:52:41.551				
16	Abba KOGAN - TRANSPONDER NOT WORKING		OPEN Tyrrell 023				
1 -	1:36.922	+ 3.186	11:50:01.230	3 -	1:33.736		11:53:09.427
2 -	1:34.461	+ 0.725	11:51:35.691	4 -	1:34.331	+ 0.595	11:54:43.758
21	Henk de BOER)RMU Panoz DP01				
1 -	1:50.489	+ 18.952	11:47:25.284	4 -	1:32.194	+ 0.657	11:52:05.296
2 -	1:35.726	+ 4.189	11:49:01.010	5 -	1:31.537		11:53:36.833
3 -	1:32.092	+ 0.555	11:50:33.102				
23	Ingo GERSTL)RMU Dallara				
1 -	1:40.811	+ 5.999	11:47:37.916	4 -	1:34.812		11:52:26.703
2 -	1:38.825	+ 4.013	11:49:16.741	5 -	1:37.212	+ 2.400	11:54:03.915
3 -	1:35.150	+ 0.338	11:50:51.891				
26	Alain DE BLANDRE)RMU G-Force				
1 -	1:43.359	+ 0.125	11:47:52.216	3 -	1:59.712	+ 16.478	11:51:35.162
2 -	1:43.234		11:49:35.450	4 -	1:44.697	+ 1.463	11:53:19.859
27	Carlos ANTUNES TAVARES)RMU Dallara				
1 -	1:52.635	+ 15.457	11:47:47.248	4 -	1:38.934	+ 1.756	11:52:54.512
2 -	1:46.205	+ 9.027	11:49:33.453	5 -	1:37.178		11:54:31.690
3 -	1:42.125	+ 4.947	11:51:15.578				
41	Karl-Heinz BECKER		\STEF Dallara Nissan				
1 -	1:43.806	+ 14.294	11:47:57.435	4 -	1:30.051	+ 0.539	11:52:33.743
2 -	1:36.745	+ 7.233	11:49:34.180	5 -	1:31.306	+ 1.794	11:54:05.049
3 -	1:29.512		11:51:03.692				
45	Norbert GRUBER		\STEF Dallara Renault				
1 -	1:48.607	+ 6.626	11:48:31.588	3 -	1:41.981		11:51:57.689
2 -	1:44.120	+ 2.139	11:50:15.708	4 -	1:48.336	+ 6.355	11:53:46.025
61	Chris WOODHOUSE		\STEF Lola T90/50				
1 -	1:53.892	+ 18.651	11:47:15.070	4 -	1:38.888	+ 3.647	11:52:07.851
2 -	1:38.652	+ 3.411	11:48:53.722	5 -	1:38.286	+ 3.045	11:53:46.137
3 -	1:35.241		11:50:28.963				
83	Didier SIRGUE		\STEF Jordan 191				
1 -	1:53.020	+ 17.971	11:48:22.531	3 -	1:40.949	+ 5.900	11:51:47.627
2 -	1:44.147	+ 9.098	11:50:06.678	4 -	1:35.049		11:53:22.676

Weather / Track : Raining / Wet

Donington Park National
Circuit Length = 1.9791 miles
Start: 11:45 End: 00:00

BOSS GP

QUALIFYING - RACE 11 - CLASSIFICATION

POS	NO	CL	NAME	ENTRY	TIME	ON	LAPS	GAP	DIFF	MPH
1	1	K	OPEN laas ZWART	Benetton B197	57.087	11	12			124.80
2	2	M	OPEN arijn van KALMTHOUT	Benetton B197	58.106	9	10	1.019	1.019	122.61
3	23	InFORM	GERSTL	Dallara	58.754	14	16	1.667	0.648	121.26
4	83	MAST	Didier SIRGUE	Jordan 191	1:00.309	13	13	3.222	1.555	118.13
5	21	FORM	Henk de BOER	Panoz DP01	1:00.712	17	17	3.625	0.403	117.35
6	5	OPEN	Frits van EERD	Tyrrell 026	1:00.716	6	12	3.629	0.004	117.34
7	16	OPEN	Abba KOGAN - TRANSPONDER N	Tyrrell 023	1:01.689	8	16	4.602	0.973	115.49
8	41	MAST	Karl-Heinz BECKER	Dallara Nissan	1:02.296	8	13	5.209	0.607	114.36
9	27	FORM	Carlos ANTUNES TAVARES	Dallara	1:04.326	12	15	7.239	2.030	110.75
10	61	MAST	Chris WOODHOUSE	Lola T90/50	1:06.090	15	16	9.003	1.764	107.80
11	26	FORM	Alain DE BLANDRE	G-Force	1:06.927	14	14	9.840	0.837	106.45
12	45	MAST	Norbert GRUBER	Dallara Renault	1:07.465	13	14	10.378	0.538	105.60

Car 16 - Transponder not working - please fit before the race

Weather / Track : Bright / Dry

These results are provisional until the conclusion of any judicial and technical matters.

Donington Park National
Circuit Length = 1.9791 miles
Start: 16:43 End: 17:10

Clerk of Course :		Timekeeper :
-------------------	--	--------------

BOSS GP

QUALIFYING - RACE 11 - LAP ANALYSIS

1	Klaas ZWART		OPEN Benetton B197				
1 -	1:02.278	+ 5.191	16:44:35.027	7 -	1:04.829	+ 7.742	16:58:30.641
2 -	59.897	+ 2.810	16:45:34.924	8 -	57.146	+ 0.059	16:59:27.787
3 -	1:10.702	+ 13.615	16:46:45.626	9 -	1:05.507 P	+ 8.420	17:00:33.294
4 -	59.875	+ 2.788	16:47:45.501	10 -	3:27.645	+ 2:30.558	17:04:00.939
5 -	1:09.277 P	+ 12.190	16:48:54.778	11 -	57.087		17:04:58.026
6 -	8:31.034	+ 7:33.947	16:57:25.812	12 -	1:07.837 P	+ 10.750	17:06:05.863
2	Marijn van KALMTHOUT		OPEN Benetton B197				
1 -	1:09.958	+ 11.852	16:45:51.736	6 -	58.223	+ 0.117	16:57:32.984
2 -	1:00.567	+ 2.461	16:46:52.303	7 -	58.615	+ 0.509	16:58:31.599
3 -	1:03.215	+ 5.109	16:47:55.518	8 -	1:02.866	+ 4.760	16:59:34.465
4 -	1:03.945 P	+ 5.839	16:48:59.463	9 -	58.106		17:00:32.571
5 -	7:35.298	+ 6:37.192	16:56:34.761	10 -	1:01.625	+ 3.519	17:01:34.196
5	Frits van EERD		OPEN Tyrrell 026				
1 -	1:04.574	+ 3.858	16:47:04.462	7 -	1:04.189	+ 3.473	17:01:22.139
2 -	1:03.031	+ 2.315	16:48:07.493	8 -	1:04.997 P	+ 4.281	17:02:27.136
3 -	9:04.481	+ 8:03.765	16:57:11.974	9 -	3:53.086	+ 2:52.370	17:06:20.222
4 -	1:02.159	+ 1.443	16:58:14.133	10 -	1:01.493	+ 0.777	17:07:21.715
5 -	1:03.101	+ 2.385	16:59:17.234	11 -	1:03.526	+ 2.810	17:08:25.241
6 -	1:00.716		17:00:17.950	12 -	1:08.261	+ 7.545	17:09:33.502
16	Abba KOGAN - TRANSPONDER NOT WORKING		OPEN Tyrrell 023				
1 -	1:18.087	+ 16.398	16:46:53.302	9 -	1:02.845	+ 1.156	17:02:05.325
2 -	1:08.387	+ 6.698	16:48:01.689	10 -	1:02.701	+ 1.012	17:03:08.026
3 -	1:09.029	+ 7.340	16:49:10.718	11 -	1:04.494	+ 2.805	17:04:12.520
4 -	7:38.745	+ 6:37.056	16:56:49.463	12 -	1:02.576	+ 0.887	17:05:15.096
5 -	1:03.858	+ 2.169	16:57:53.321	13 -	1:03.367	+ 1.678	17:06:18.463
6 -	1:02.569	+ 0.880	16:58:55.890	14 -	1:02.678	+ 0.989	17:07:21.141
7 -	1:04.901	+ 3.212	17:00:00.791	15 -	1:03.453	+ 1.764	17:08:24.594
8 -	1:01.689		17:01:02.480	16 -	1:02.933	+ 1.244	17:09:27.527
21	Henk de BOER)RMU Panoz DP01				
1 -	1:15.066	+ 14.354	16:45:55.785	10 -	1:03.807	+ 3.095	17:01:31.994
2 -	1:11.954	+ 11.242	16:47:07.739	11 -	1:03.154	+ 2.442	17:02:35.148
3 -	1:06.808	+ 6.096	16:48:14.547	12 -	1:02.793	+ 2.081	17:03:37.941
4 -	1:05.211	+ 4.499	16:49:19.758	13 -	1:10.389	+ 9.677	17:04:48.330
5 -	6:54.621	+ 5:53.909	16:56:14.379	14 -	1:02.238	+ 1.526	17:05:50.568
6 -	1:03.972	+ 3.260	16:57:18.351	15 -	1:00.838	+ 0.126	17:06:51.406
7 -	1:03.376	+ 2.664	16:58:21.727	16 -	1:02.988	+ 2.276	17:07:54.394
8 -	1:03.130	+ 2.418	16:59:24.857	17 -	1:00.712		17:08:55.106
9 -	1:03.330	+ 2.618	17:00:28.187				
23	Ingo GERSTL)RMU Dallara				
1 -	1:12.864	+ 14.110	16:45:01.434	9 -	59.956	+ 1.202	16:59:31.342
2 -	1:05.420	+ 6.666	16:46:06.854	10 -	59.938	+ 1.184	17:00:31.280
3 -	1:01.935	+ 3.181	16:47:08.789	11 -	1:02.199	+ 3.445	17:01:33.479
4 -	1:04.727	+ 5.973	16:48:13.516	12 -	1:23.056 P	+ 24.302	17:02:56.535
5 -	1:04.433	+ 5.679	16:49:17.949	13 -	3:03.320	+ 2:04.566	17:05:59.855
6 -	7:10.974	+ 6:12.220	16:56:28.923	14 -	58.754		17:06:58.609
7 -	1:01.268	+ 2.514	16:57:30.191	15 -	59.247	+ 0.493	17:07:57.856
8 -	1:01.195	+ 2.441	16:58:31.386	16 -	1:07.155	+ 8.401	17:09:05.011
26	Alain DE BLANDRE)RMU G-Force				
1 -	1:29.620	+ 22.693	16:45:32.235	8 -	1:09.801	+ 2.874	17:00:30.869
2 -	1:19.400	+ 12.473	16:46:51.635	9 -	1:10.929	+ 4.002	17:01:41.798
3 -	1:14.597	+ 7.670	16:48:06.232	10 -	1:14.925	+ 7.998	17:02:56.723
4 -	1:12.857	+ 5.930	16:49:19.089	11 -	1:19.523 P	+ 12.596	17:04:16.246
5 -	7:39.159	+ 6:32.232	16:56:58.248	12 -	2:57.953	+ 1:51.026	17:07:14.199
6 -	1:11.095	+ 4.168	16:58:09.343	13 -	1:07.930	+ 1.003	17:08:22.129
7 -	1:11.725	+ 4.798	16:59:21.068	14 -	1:06.927		17:09:29.056

Weather / Track : Bright / Dry

Donington Park National
Circuit Length = 1.9791 miles
Start: 16:43 End: 17:10

BOSS GP

QUALIFYING - RACE 11 - LAP ANALYSIS


27	Carlos ANTUNES TAVARES		ORMU Dallara				
1 -	1:31.370	+ 27.044	16:45:28.033	9 -	1:05.522	+ 1.196	17:02:31.071
2 -	1:20.265	+ 15.939	16:46:48.298	10 -	1:06.326	+ 2.000	17:03:37.397
3 -	1:12.440	+ 8.114	16:48:00.738	11 -	1:04.774	+ 0.448	17:04:42.171
4 -	8:50.718	+ 7:46.392	16:56:51.456	12 -	1:04.326		17:05:46.497
5 -	1:09.578	+ 5.252	16:58:01.034	13 -	1:04.470	+ 0.144	17:06:50.967
6 -	1:08.206	+ 3.880	16:59:09.240	14 -	1:06.534	+ 2.208	17:07:57.501
7 -	1:07.338	+ 3.012	17:00:16.578	15 -	1:08.961	+ 4.635	17:09:06.462
8 -	1:08.971	+ 4.645	17:01:25.549				
41	Karl-Heinz BECKER		ASTEF Dallara Nissan				
1 -	1:09.948	+ 7.652	16:44:41.686	8 -	1:02.296		16:58:35.061
2 -	1:11.180	+ 8.884	16:45:52.866	9 -	1:20.923 P	+ 18.627	16:59:55.984
3 -	1:04.027	+ 1.731	16:46:56.893	10 -	3:27.899	+ 2:25.603	17:03:23.883
4 -	1:07.664	+ 5.368	16:48:04.557	11 -	1:02.702	+ 0.406	17:04:26.585
5 -	1:06.760	+ 4.464	16:49:11.317	12 -	1:19.053 P	+ 16.757	17:05:45.638
6 -	7:18.319	+ 6:16.023	16:56:29.636	13 -	4:05.982	+ 3:03.686	17:09:51.620
7 -	1:03.129	+ 0.833	16:57:32.765				
45	Norbert GRUBER		ASTEF Dallara Renault				
1 -	1:20.081	+ 12.616	16:45:11.339	8 -	2:42.553	+ 1:35.088	17:01:36.750
2 -	1:15.480	+ 8.015	16:46:26.819	9 -	1:25.003 P	+ 17.538	17:03:01.753
3 -	1:11.003	+ 3.538	16:47:37.822	10 -	2:10.131	+ 1:02.666	17:05:11.884
4 -	1:24.525	+ 17.060	16:49:02.347	11 -	1:13.108	+ 5.643	17:06:24.992
5 -	7:33.054	+ 6:25.589	16:56:35.401	12 -	1:09.176	+ 1.711	17:07:34.168
6 -	1:09.143	+ 1.678	16:57:44.544	13 -	1:07.465		17:08:41.633
7 -	1:09.653	+ 2.188	16:58:54.197	14 -	1:07.697	+ 0.232	17:09:49.330
61	Chris WOODHOUSE		ASTEF Lola T90/50				
1 -	1:20.543	+ 14.453	16:44:59.509	9 -	1:07.825	+ 1.735	17:01:27.222
2 -	1:11.617	+ 5.527	16:46:11.126	10 -	1:09.134	+ 3.044	17:02:36.356
3 -	1:17.716	+ 11.626	16:47:28.842	11 -	1:08.267	+ 2.177	17:03:44.623
4 -	1:15.876 P	+ 9.786	16:48:44.718	12 -	1:08.047	+ 1.957	17:04:52.670
5 -	8:10.882	+ 7:04.792	16:56:55.600	13 -	1:09.518	+ 3.428	17:06:02.188
6 -	1:08.990	+ 2.900	16:58:04.590	14 -	1:07.548	+ 1.458	17:07:09.736
7 -	1:07.500	+ 1.410	16:59:12.090	15 -	1:06.090		17:08:15.826
8 -	1:07.307	+ 1.217	17:00:19.397	16 -	1:06.617	+ 0.527	17:09:22.443
83	Didier SIRGUE		ASTEF Jordan 191				
1 -	1:24.777	+ 24.468	16:45:11.806	8 -	1:05.076	+ 4.767	17:00:02.055
2 -	1:15.355	+ 15.046	16:46:27.161	9 -	1:01.537	+ 1.228	17:01:03.592
3 -	1:11.016	+ 10.707	16:47:38.177	10 -	1:06.952 P	+ 6.643	17:02:10.544
4 -	1:08.690	+ 8.381	16:48:46.867	11 -	5:07.088	+ 4:06.779	17:07:17.632
5 -	8:03.027	+ 7:02.718	16:56:49.894	12 -	1:00.821	+ 0.512	17:08:18.453
6 -	1:03.754	+ 3.445	16:57:53.648	13 -	1:00.309		17:09:18.762
7 -	1:03.331	+ 3.022	16:58:56.979				

Weather / Track : Bright / Dry

Donington Park National
Circuit Length = 1.9791 miles
Start: 16:43 End: 17:10

BOSS GP

RACE 11 - GRID

ROW 6	1:06.927 26 Alain DE BLANDRE	1:07.465 45 Norbert GRUBER
ROW 5	1:04.326 27 Carlos ANTUNES TAVARES	1:06.090 61 Chris WOODHOUSE
ROW 4	1:01.689 16 Abba KOGAN - TRANSPONDER NOT	1:02.296 41 Karl-Heinz BECKER
ROW 3	1:00.712 21 Henk de BOER	1:00.716 5 Frits van EERD
ROW 2	58.754 23 Ingo GERSTL	1:00.309 83 Didier SIRGUE
ROW 1	57.087 1 Klaas ZWART	58.106 2 Marijn van KALMTHOUT
Pole		
		

Donington Park National
Circuit Length = 1.9791 miles

These results are provisional until the conclusion of any judicial and technical matters.

Clerk of Course :		Timekeeper :
-------------------	--	--------------

BOSS GP

RACE 11 - CLASSIFICATION

POS	NO	CL	NAME	ENTRY	LAPS	TIME	GAP	DIFF	MPH	BEST	ON
1	1	OPEN	Klaas ZWART	Benetton B197	20	20:38.064		115.09		57.254	3
2	23	FORM	Ingo GERSTL	Dallara	20	20:50.136	12.072	12.072	113.98	1:00.179	5
3	21	FORM	Henk de BOER	Panoz DP01	20	20:57.287	19.223	7.151	113.33	1:00.580	15
4	83	MAS1	Didier SIRGUE	Jordan 191	20	21:01.061	22.997	3.774	112.99	1:01.672	3
5	27	FORM	Carlos ANTUNES TAVARES	Dallara	20	21:43.091	1:05.027	42.030	109.34	1:02.784	9
6	45	MAS1	Norbert GRUBER	Dallara Renault	18	20:54.521	2 laps	2 laps	102.22	1:06.839	4
7	26	FORM	Alain DE BLANDRE	G-Force	18	20:56.927	2 laps	2.406	102.02	1:06.803	15

NOT CLASSIFIED

DNF	41	MAS1	Karl-Heinz BECKER	Dallara Nissan	13	13:46.520	7 laps	5 laps	112.06	1:01.900	8
DNF	61	MAS1	Chris WOODHOUSE	Lola T90/50	12	13:21.811	8 laps	1 lap	106.62	1:05.024	5
DNF	2	OPEN	Marijn van KALMTHOUT	Benetton B197	9	10:36.913	11 laps	3 laps	100.67	57.221	3
DNF	5	OPEN	Frits van EERD	Tyrrell 026	6	6:06.575	14 laps	3 laps	116.61	1:00.047	6
DNF	16	OPEN	Abba KOGAN	Tyrrell 023	0						

FASTEST LAP

2	OPEN	Marijn van KALMTHOUT	Benetton B197	3	57.221	124.51 mph	200.38 kph
23	FORM	Ingo GERSTL	Dallara	5	1:00.179	118.39 mph	190.53 kph
83	MAS1	Didier SIRGUE	Jordan 191	3	1:01.672	115.52 mph	185.91 kph

Weather / Track : Cloudy / Dry
 These results are provisional until the conclusion of any judicial and technical matters.

Donington Park National
 Circuit Length = 1.9791 miles
 Start: 10:52 End: 11:14

Clerk of Course :		Timekeeper :	
-------------------	--	--------------	--

BOSS GP

RACE 11 - LAP CHART

Lap 1			Lap 2			Lap 3			Lap 4			Lap 5		
No	Behind	Laptime	No	Behind	Laptime	No	Behind	Laptime	No	Behind	Laptime	No	Behind	Laptime
1		1:00.196	1		57.930	1		57.254	1		57.958	1		57.779
2	1.459	1:01.655	2	0.836	57.307	2	0.803	57.221	5	12.480	1:01.271	5	15.411	1:00.710
5	3.664	1:03.860	5	6.299	1:00.565	5	9.167	1:00.122	23	15.554	1:01.843	23	17.954	1:00.179
23	5.384	1:05.580	23	8.054	1:00.600	23	11.669	1:00.869	83	20.991	1:02.071	83	26.209	1:02.997
83	7.126	1:07.322	83	12.460	1:03.264	83	16.878	1:01.672	2	27.232	1:24.387	2	28.837	59.384
41	9.895	1:10.091	41	16.434	1:04.469	21	23.284	1:02.995	21	28.480	1:03.154	21	31.873	1:01.172
21	12.139	1:12.335	21	17.543	1:03.334	41	23.796	1:04.616	41	29.190	1:03.352	41	33.797	1:02.386
61	12.721	1:12.917	61	20.087	1:05.296	27	30.431	1:06.746	27	35.892	1:03.419	27	40.989	1:02.876
27	13.699	1:13.895	27	20.939	1:05.170	61	31.278	1:08.445	61	39.191	1:05.871	61	46.436	1:05.024
45	16.668	1:16.864	45	28.239	1:09.501	45	38.848	1:07.863	45	47.729	1:06.839	45	57.389	1:07.439
26	18.369	1:18.565	26	30.799	1:10.360	26	44.808	1:11.263	26	56.418	1:09.568			

Weather / Track : Cloudy / Dry

Donington Park National
Circuit Length = 1.9791 miles
Start: 10:52 End: 11:14

BOSS GP

RACE 11 - LAP CHART

Lap 6			Lap 7			Lap 8			Lap 9			Lap 10		
No	Behind	Laptime	No	Behind	Laptime	No	Behind	Laptime	No	Behind	Laptime	No	Behind	Laptime
1		59.291	1		58.966	1		59.488	1		58.262	1		1:01.762
26	1 LAP	1:10.778	45	1 LAP	1:09.474	45	1 LAP	1:07.273	2	1 LAP	1:35.593	61	1 LAP	1:06.407
5	16.167	1:00.047	26	1 LAP	1:08.918	23	27.863	1:04.631	61	1 LAP	1:08.355	23	33.539	1:04.140
23	19.605	1:00.942	23	22.720	1:02.081	26	1 LAP	1:10.661	45	1 LAP	1:07.140	45	1 LAP	1:12.167
83	29.415	1:02.497	2	28.297	57.611	83	36.562	1:03.264	23	31.161	1:01.560	83	41.141	1:01.946
2	29.652	1:00.106	83	32.786	1:02.337	21	40.749	1:02.477	83	40.957	1:02.657	21	45.064	1:02.827
21	34.334	1:01.752	21	37.760	1:02.392	41	42.368	1:01.900	26	1 LAP	1:08.592	41	47.339	1:02.578
41	36.747	1:02.241	41	39.956	1:02.175	27	52.906	1:02.949	21	43.999	1:01.512	2	1 LAP	1:43.649
27	44.832	1:03.134	27	49.445	1:03.579				41	46.523	1:02.417	26	1 LAP	1:08.999
61	52.707	1:05.562	61	59.441	1:05.700				27	57.428	1:02.784	27	58.709	1:03.043

BOSS GP**RACE 11 - LAP CHART**

Lap 11			Lap 12			Lap 13			Lap 14			Lap 15		
No	Behind	Laptime	No	Behind	Laptime	No	Behind	Laptime	No	Behind	Laptime	No	Behind	Laptime
1		1:05.160	1		1:05.593	1		1:03.078	1		1:03.781	1		1:04.943
61	1 LAP	1:06.440	61	1 LAP	1:05.699	61	1 LAP	1:06.095	23	24.015	1:03.332	26	2 LAPS	1:09.494
23	30.470	1:02.091	23	26.268	1:01.391	23	24.464	1:01.274	83	34.394	1:03.469	23	21.271	1:02.199
83	37.836	1:01.855	83	35.331	1:03.088	83	34.706	1:02.453	21	38.036	1:01.806	83	33.103	1:03.652
45	1 LAP	1:09.383	21	42.455	1:05.993	21	40.011	1:00.634	45	1 LAP	1:09.710	21	33.673	1:00.580
21	42.055	1:02.151	41	44.630	1:04.950	41	43.803	1:02.251	27	58.367	1:04.586	45	1 LAP	1:06.976
41	45.273	1:03.094	45	1 LAP	1:12.122	45	1 LAP	1:06.895				27	58.933	1:05.509
26	1 LAP	1:09.545	27	56.546	1:05.362	27	57.562	1:04.094						
27	56.777	1:03.228	26	1 LAP	1:09.363	26	1 LAP	1:07.083						

Weather / Track : Cloudy / Dry

Donington Park National
Circuit Length = 1.9791 miles
Start: 10:52 End: 11:14

BOSS GP

RACE 11 - LAP CHART

Lap 16			Lap 17			Lap 18			Lap 19			Lap 20		
No	Behind	Laptime	No	Behind	Laptime	No	Behind	Laptime	No	Behind	Laptime	No	Behind	Laptime
1		1:03.500	1		1:04.261	1		1:05.833	1		1:06.209	1		1:06.820
26	2 LAPS	1:07.590	26	2 LAPS	1:06.803	45	2 LAPS	1:11.975	45	2 LAPS	1:10.448	23	12.072	1:05.727
23	20.684	1:02.913	23	19.015	1:02.592	26	2 LAPS	1:10.142	23	13.165	1:03.696	45	2 LAPS	1:14.671
21	32.074	1:01.901	21	29.394	1:01.581	23	15.678	1:02.496	26	2 LAPS	1:10.037	26	2 LAPS	1:09.166
83	32.391	1:02.788	83	31.310	1:03.180	21	26.581	1:03.020	21	22.371	1:01.999	21	19.223	1:03.672
27	1:01.575	1:06.142	27	1:02.556	1:05.242	83	28.547	1:03.070	83	25.178	1:02.840	83	22.997	1:04.639
45	1 LAP	1:07.781				27	1:02.599	1:05.876	27	1:03.885	1:07.495	27	1:05.027	1:07.962

Weather / Track : Cloudy / Dry

Donington Park National
Circuit Length = 1.9791 miles
Start: 10:52 End: 11:14

BOSS GP

RACE 15 - CLASSIFICATION

POS	NO	CL	NAME	ENTRY	LAPS	TIME	GAP	DIFF	MPH	BEST	ON
1	1	OPEN	Klaas ZWART	Benetton B197	21	20:36.570		120.99		57.503	2
2	2	OPEN	Marijn van KALMTHOUT	Benetton B197	21	21:33.998	57.428	57.428	115.62	57.550	3
3	5	OPEN	Frits van EERD	Tyrrell 026	21	21:36.801	1:00.231	2.803	115.37	1:00.040	12
4	21	FORM	Henk de BOER	Panoz DP01	20	20:37.359	1 lap	1 lap	115.15	1:00.477	19
5	23	FORM	Ingo GERSTL	Dallara	20	20:38.273	1 lap	0.914	115.07	58.970	19
6	83	MAST	Didier SIRGUE	Jordan 191	20	21:07.420	1 lap	29.147	112.42	1:01.843	2
7	41	MAST	Karl-Heinz BECKER	Dallara Nissan	20	21:19.829	1 lap	12.409	111.33	1:02.678	20
8	27	FORM	Carlos ANTUNES TAVARES	Dallara	20	21:41.682	1 lap	21.853	109.46	1:03.764	13
9	61	MAST	Chris WOODHOUSE	Lola T90/50	19	21:11.507	2 laps	1 lap	106.46	1:05.120	19
10	45	MAST	Norbert GRUBER	Dallara Renault	19	21:13.029	2 laps	1.522	106.33	1:04.611	19
NOT CLASSIFIED											
DNF	26	FORM	Alain DE BLANDRE	G-Force	9	10:29.603	12 laps	10 laps	101.84	1:07.244	6
FASTEST LAP											
1	OPEN	Klaas ZWART	Benetton B197	2	57.503	123.90 mph	199.39 kph				
23	FORM	Ingo GERSTL	Dallara	19	58.970	120.81 mph	194.43 kph				
83	MAST	Didier SIRGUE	Jordan 191	2	1:01.843	115.20 mph	185.40 kph				

Weather / Track : Bright / Dry
 These results are provisional until the conclusion of any judicial and technical matters.

Donington Park National
 Circuit Length = 1.9791 miles
 Start: 14:18 End: 14:40

Clerk of Course :	Timekeeper :
-------------------	--------------

BOSS GP

RACE 15 - LAP CHART

Lap 1			Lap 2			Lap 3			Lap 4			Lap 5		
No	Behind	Laptime	No	Behind	Laptime	No	Behind	Laptime	No	Behind	Laptime	No	Behind	Laptime
1		1:00.297	1		57.503	1		57.638	1		58.043	1		57.676
2	3.499	1:03.796	2	4.002	58.006	2	3.914	57.550	2	4.422	58.551	2	5.627	58.881
23	4.533	1:04.830	23	8.987	1:01.957	23	12.948	1:01.599	23	15.290	1:00.385	23	17.380	59.766
21	6.758	1:07.055	21	11.131	1:01.876	21	14.878	1:01.385	21	17.387	1:00.552	21	20.894	1:01.183
83	7.442	1:07.739	83	11.782	1:01.843	83	16.893	1:02.749	83	21.413	1:02.563	83	26.834	1:03.097
41	8.960	1:09.257	41	15.682	1:04.225	5	22.173	1:02.242	5	25.291	1:01.161	5	27.901	1:00.286
27	10.564	1:10.861	5	17.569	1:03.256	41	22.515	1:04.471	41	28.217	1:03.745	41	33.955	1:03.414
5	11.816	1:12.113	27	19.144	1:06.083	27	26.399	1:04.893	27	32.702	1:04.346	27	39.115	1:04.089
61	13.725	1:14.022	61	22.726	1:06.504	61	31.256	1:06.168	61	39.472	1:06.259	61	47.340	1:05.544
45	14.825	1:15.122	45	23.730	1:06.408	45	32.376	1:06.284	45	40.473	1:06.140	45	48.745	1:05.948
26	17.171	1:17.468	26	30.161	1:10.493	26	41.172	1:08.649	26	51.254	1:08.125			

Weather / Track : Bright / Dry

Donington Park National
Circuit Length = 1.9791 miles
Start: 14:18 End: 14:40

BOSS GP

RACE 15 - LAP CHART

Lap 6			Lap 7			Lap 8			Lap 9			Lap 10		
No	Behind	Laptime	No	Behind	Laptime	No	Behind	Laptime	No	Behind	Laptime	No	Behind	Laptime
1		59.045	1		58.114	1		1:00.963	1		58.655	1		58.824
2	5.877	59.295	2	6.580	58.817	61	1 LAP	1:07.038	2	6.910	1:00.659	27	1 LAP	1:04.939
26	1 LAP	1:13.168	26	1 LAP	1:07.244	45	1 LAP	1:08.201	61	1 LAP	1:07.076	2	7.088	59.002
23	18.493	1:00.158	23	20.736	1:00.357	2	4.906	59.289	45	1 LAP	1:07.809	61	1 LAP	1:06.560
21	23.391	1:01.542	21	27.160	1:01.883	23	21.041	1:01.268	23	22.822	1:00.436	45	1 LAP	1:06.634
5	31.156	1:02.300	5	34.731	1:01.689	26	1 LAP	1:08.047	21	31.778	1:02.456	23	24.177	1:00.179
83	31.407	1:03.618	83	37.029	1:03.736	21	27.977	1:01.780	26	1 LAP	1:07.829	21	34.647	1:01.693
41	37.864	1:02.954	41	42.893	1:03.143	5	34.361	1:00.593	5	36.501	1:00.795	5	39.995	1:02.318
27	44.112	1:04.042	27	50.265	1:04.267	83	39.378	1:03.312	83	43.796	1:03.073	26	1 LAP	1:08.580
61	53.853	1:05.558				41	45.305	1:03.375	41	50.721	1:04.071	83	48.575	1:03.603
45	55.118	1:05.418				27	54.093	1:04.791				41	55.396	1:03.499

BOSS GP**RACE 15 - LAP CHART**

Lap 11			Lap 12			Lap 13			Lap 14			Lap 15		
No	Behind	Laptime	No	Behind	Laptime	No	Behind	Laptime	No	Behind	Laptime	No	Behind	Laptime
1		58.107	1		1:00.364	1		57.822	1		1:01.211	1		57.923
27	1 LAP	1:03.770	41	1 LAP	1:04.569	41	1 LAP	1:03.177	83	1 LAP	1:03.424	83	1 LAP	1:03.237
2	7.873	58.892	2	7.711	1:00.202	2	10.050	1:00.161	2	8.261	59.422	2	9.945	59.607
61	1 LAP	1:06.537	27	1 LAP	1:06.805	27	1 LAP	1:04.944	41	1 LAP	1:03.755	41	1 LAP	1:03.682
23	27.519	1:01.449	23	28.188	1:01.033	61	1 LAP	1:07.218	27	1 LAP	1:03.764	27	1 LAP	1:04.270
45	1 LAP	1:06.763	61	1 LAP	1:07.307	45	1 LAP	1:06.456	21	45.487	1:01.810	21	48.117	1:00.553
21	37.886	1:01.346	45	1 LAP	1:06.120	21	44.888	1:03.008	5	47.554	1:02.663	5	49.784	1:00.153
5	42.817	1:00.929	21	39.702	1:02.180	5	46.102	1:01.431	61	1 LAP	1:06.999	23	56.239	1:02.599
83	53.626	1:03.158	5	42.493	1:00.040	23	51.356	1:20.990	45	1 LAP	1:08.018	61	1 LAP	1:06.728
			83	56.039	1:02.777				23	51.563	1:01.418			

Weather / Track : Bright / Dry

Donington Park National
Circuit Length = 1.9791 miles
Start: 14:18 End: 14:40

BOSS GP

RACE 15 - LAP CHART

Lap 16			Lap 17			Lap 18			Lap 19			Lap 20		
No	Behind	Laptime	No	Behind	Laptime	No	Behind	Laptime	No	Behind	Laptime	No	Behind	Laptime
1		59.449	1		59.011	1		59.091	1		58.614	1		58.009
45	2 LAPS	1:08.283	61	2 LAPS	1:06.464	23	1 LAP	1:01.804	23	1 LAP	59.481	23	1 LAP	58.970
83	1 LAP	1:03.293	45	2 LAPS	1:06.080	61	2 LAPS	1:06.449	61	2 LAPS	1:05.954	83	1 LAP	1:03.186
2	12.481	1:01.985	83	1 LAP	1:03.084	45	2 LAPS	1:06.406	83	1 LAP	1:03.021	61	2 LAPS	1:08.002
41	1 LAP	1:03.338	2	18.369	1:04.899	83	1 LAP	1:03.392	45	2 LAPS	1:06.725	45	2 LAPS	1:05.603
27	1 LAP	1:04.242	41	1 LAP	1:03.800	2	28.171	1:08.893	41	1 LAP	1:04.865	41	1 LAP	1:03.333
21	50.465	1:01.797	27	1 LAP	1:04.151	41	1 LAP	1:04.478	2	38.533	1:08.976	2	48.746	1:08.222
5	50.510	1:00.175	21	52.681	1:01.227	27	1 LAP	1:04.411	27	1 LAP	1:05.228	27	1 LAP	1:05.575
23	57.379	1:00.589	5	52.900	1:01.401	5	54.899	1:01.090	5	56.585	1:00.300	5	59.400	1:00.824
						21	55.324	1:01.734	21	57.187	1:00.477			

Weather / Track : Bright / Dry

Donington Park National
Circuit Length = 1.9791 miles
Start: 14:18 End: 14:40

BOSS GP

RACE 15 - LAP CHART

Lap 21		
No	Behind	Laptime
1		1:00.211
21	1 LAP	1:01.822
23	1 LAP	59.005
83	1 LAP	1:03.515
61	2 LAPS	1:05.120
45	2 LAPS	1:04.611
41	1 LAP	1:02.678
2	57.428	1:08.893
5	1:00.231	1:01.042
27	1 LAP	1:06.211

Weather / Track : Bright / Dry

Donington Park National
Circuit Length = 1.9791 miles
Start: 14:18 End: 14:40

**Britcar MSA British Endurance C'ship & Britcar Dunlop Production GTN C'ship
QUALIFYING - RACE 16 - CLASSIFICATION - AMENDED**

POS	NO	CL	NAME	ENTRY	TIME	ON	LAPS	GAP	DIFF	MPH
1	3	1	MORCILLO / CINTRANO	Mosler MT900	1:06.798	23	24			106.65
2	17	1l	KVETNANSKY / SEDLAK	Praga R4S	1:08.082	28	32	1.284	1.284	104.64
3	2	1	McINERNEY / McINERNEY	Ferrari 430 GTC	1:08.335	23	26	1.537	0.253	104.26
4	21	2	WILKINS / SCOTT	Dodge Viper	1:08.466	18	19	1.668	0.131	104.06
5	6	1	WHITE / LOCKIE	Mosler MT900R	1:08.522	25	27	1.724	0.056	103.97
6	30	1l	van DONGEN / van der HOEK	Audi R8	1:08.628	14	22	1.830	0.106	103.81
7	9	1	MUSTILL / BERRIDGE	Aquila CR1	1:09.043	11	22	2.245	0.415	103.19
8	1	1	GAMSKI / ROBINSON / GAW	Ferrari 430 GTC	1:09.407	5	10	2.609	0.364	102.65
9	36	3	O'NEILL / FIORENTINO	Marcos Mantis	1:10.553	29	30	3.755	1.146	100.98
10	26	2	HEAD / TILLEY	Marcos Mantis	1:10.572	20	28	3.774	0.019	100.95
11	7	1	MILLARD / HEWARD	Rapier 6 SR2	1:10.622	9	16	3.824	0.050	100.88
12	46	3	HEADLAM / STANLEY	Lotus Elise Series 1	1:10.772	27	27	3.974	0.150	100.67
13	28	2	ATKINSON / MACKINNON	Lamborghini GT3	1:10.840	23	28	4.042	0.068	100.57
14	5	1	MacGREGOR / WILCOX	Ultima GTR	1:11.197	15	17	4.399	0.357	100.06
15	27	2	JAMES / HUGGINS	Lamborghini GT3	1:11.299	23	31	4.501	0.102	99.92
16	37	3	BAILEY / SCHULZ	Ferrari 430 Challenge	1:11.354	14	34	4.556	0.055	99.84
17	38	3	BARRETT / PERSSON / SHEPHERD	Porsche 997 Cup	1:11.685	19	20	4.887	0.331	99.38
18	39	3	JONES / JONES / JONES	Porsche 997 GT3 Cup	1:11.882	17	20	5.084	0.197	99.11
19	31	2	GREEN / ADAMS / BYFORD	Ferrari 359	1:11.981	23	24	5.183	0.099	98.97
20	88	P1	CLARKE / GIBSON	BMW M3 E46	1:12.827	10	24	6.029	0.846	97.82
21	23	3	NORRIS-JONES / MUSSI	Lotus Exige	1:13.600	28	29	6.802	0.773	96.80
22	4	1l	STINTON / TOMLINSON	Harrier GT2	1:13.795	13	20	6.997	0.195	96.54
23	53	P1	SMITH / SMITH	Ginetta G50	1:14.460	27	31	7.662	0.665	95.68
24	67	P1l	SMITH / AGEYTON	BMW M3 E90	1:14.534	26	27	7.736	0.074	95.58
25	62	P1	HOGARTH / HOGGARTH	SuperCopa	1:14.576	24	25	7.778	0.042	95.53
26	66	P1l	FENN / BARFF	Honda NSX	1:14.625	8	17	7.827	0.049	95.47
27	52	P1	Simon PHILLIPS	Lotus Elise S2	1:15.012	15	17	8.214	0.387	94.98
28	56	P1	DAY / PHIPPS	BMW M3 E46	1:15.165	26	27	8.367	0.153	94.78
29	57	P1	LUNN / BENNETT-BAGGS	BMW M3 E46	1:15.390	23	25	8.592	0.225	94.50
30	22	3l	FAIRBAIRN / MCLEAN / LITTLEJOHN	Porsche 98 93 RSR	1:15.761	21	25	8.963	0.371	94.04
31	64	P1	CUNNINGHAM / CUNNINGHAM	Seat Leon Supercopa	1:15.768	23	24	8.970	0.007	94.03
32	45	P1	TICEHURST / MILDENHALL	Mazda MX5	1:16.430	16	22	9.632	0.662	93.21
33	54 A	P1l	drian WATT	BMW M3 E36	1:16.674	18	37	9.876	0.244	92.92
34	55	P2	LAWSON / WILDS	BMW E36	1:17.428	15	26	10.630	0.754	92.01
35	60	P1	THOMAS / WOODMAN	Ginetta G50	1:17.443	9	17	10.645	0.015	91.99
36	65	P2	OSBORNE / MAY	Seat Leon	1:17.790	11	24	10.992	0.347	91.58
37	69 Da	P2	ve ALLAN	Honda Jazz	1:19.152	19	23	12.354	1.362	90.01
38	61	P2	Tim SAUNDERS	Honda Civic Type R	1:19.701	22	27	12.903	0.549	89.39
39	75	P2	WILDS / HALES	Mazda MX5	1:26.810	10	11	20.012	7.109	82.07

Class corrections - Cars 54 + 66

Weather / Track : Bright / Drying
These results are provisional until the conclusion of any judicial and technical matters.

Donington Park National
Circuit Length = 1.9791 miles
Start: 13:24 End: 14:15

Clerk of Course :	Timekeeper :
-------------------	--------------

Britcar MSA British Endurance Championship & Britcar Dunlop Production GTN Championship

QUALIFYING - RACE 16 - LAP ANALYSIS

1	GAMSKI / ROBINSON / GAW			1 Ferrari 430 GTC - Witt Gamski			
1 -	1:47.760	+ 38.353	13:54:43.158	6 -	1:29.572	+ 20.165	14:01:19.210
2 -	1:24.463	+ 15.056	13:56:07.621	7 -	1:16.585 P	+ 7.178	14:02:35.795
3 -	1:14.235	+ 4.828	13:57:21.856	8 -	3:21.835	+ 2:12.428	14:05:57.630
4 -	1:18.375	+ 8.968	13:58:40.231	9 -	1:10.575	+ 1.168	14:07:08.205
5 -	1:09.407		13:59:49.638	10 -	1:18.048 P	+ 8.641	14:08:26.253
2	McINERNEY / McINERNEY			1 Ferrari 430 GTC - Sean McInerney			
1 -	1:45.883	+ 37.548	13:27:26.605	14 -	1:13.249	+ 4.914	13:47:18.098
2 -	1:35.359	+ 27.024	13:29:01.964	15 -	1:12.192	+ 3.857	13:48:30.290
3 -	1:36.089	+ 27.754	13:30:38.053	16 -	1:23.990 P	+ 15.655	13:49:54.280
4 -	1:27.974	+ 19.639	13:32:06.027	17 -	3:49.576	+ 2:41.241	13:53:43.856
5 -	1:24.797	+ 16.462	13:33:30.824	18 -	1:22.453 P	+ 14.118	13:55:06.309
6 -	1:18.863	+ 10.528	13:34:49.687	19 -	8:33.418	+ 7:25.083	14:03:39.727
7 -	1:31.432 P	+ 23.097	13:36:21.119	20 -	1:13.823	+ 5.488	14:04:53.550
8 -	3:17.807	+ 2:09.472	13:39:38.926	21 -	1:11.419	+ 3.084	14:06:04.969
9 -	1:25.153	+ 16.818	13:41:04.079	22 -	1:11.579	+ 3.244	14:07:16.548
10 -	1:16.576	+ 8.241	13:42:20.655	23 -	1:08.335		14:08:24.883
11 -	1:15.189	+ 6.854	13:43:35.844	24 -	1:11.741	+ 3.406	14:09:36.624
12 -	1:14.234	+ 5.899	13:44:50.078	25 -	1:14.243	+ 5.908	14:10:50.867
13 -	1:14.771	+ 6.436	13:46:04.849	26 -	1:21.496 P	+ 13.161	14:12:12.363
3	MORCILLO / CINTRANO			1 Mosler MT900 - Javier Morcillo			
1 -	1:42.354	+ 35.556	13:26:39.960	13 -	1:09.205	+ 2.407	13:53:56.526
2 -	1:29.539	+ 22.741	13:28:09.499	14 -	1:11.644	+ 4.846	13:55:08.170
3 -	1:36.506 P	+ 29.708	13:29:46.005	15 -	1:36.050	+ 29.252	13:56:44.220
4 -	3:21.226	+ 2:14.428	13:33:07.231	16 -	1:17.089	+ 10.291	13:58:01.309
5 -	1:26.219	+ 19.421	13:34:33.450	17 -	1:07.218	+ 0.420	13:59:08.527
6 -	1:18.509	+ 11.711	13:35:51.959	18 -	1:22.177 P	+ 15.379	14:00:30.704
7 -	1:15.932	+ 9.134	13:37:07.891	19 -	8:33.139	+ 7:26.341	14:09:03.843
8 -	1:09.540	+ 2.742	13:38:17.431	20 -	1:08.457	+ 1.659	14:10:12.300
9 -	1:15.831	+ 9.033	13:39:33.262	21 -	1:17.363	+ 10.565	14:11:29.663
10 -	1:08.678	+ 1.880	13:40:41.940	22 -	1:11.846	+ 5.048	14:12:41.509
11 -	1:27.299 P	+ 20.501	13:42:09.239	23 -	1:06.798		14:13:48.307
12 -	10:38.082	+ 9:31.284	13:52:47.321	24 -	1:26.006 P	+ 19.208	14:15:14.313
4	STINTON / TOMLINSON			11 Harrier GT2 - Stark Racing			
1 -	1:28.680	+ 14.885	13:41:11.732	11 -	2:56.683	+ 1:42.888	14:00:40.466
2 -	1:21.054	+ 7.259	13:42:32.786	12 -	1:15.210	+ 1.415	14:01:55.676
3 -	1:17.036	+ 3.241	13:43:49.822	13 -	1:13.795		14:03:09.471
4 -	1:15.414	+ 1.619	13:45:05.236	14 -	1:22.580	+ 8.785	14:04:32.051
5 -	1:15.800	+ 2.005	13:46:21.036	15 -	1:18.419	+ 4.624	14:05:50.470
6 -	1:23.768 P	+ 9.973	13:47:44.804	16 -	1:26.981 P	+ 13.186	14:07:17.451
7 -	3:44.456 P	+ 2:30.661	13:51:29.260	17 -	3:19.329	+ 2:05.534	14:10:36.780
8 -	3:28.615	+ 2:14.820	13:54:57.875	18 -	1:15.139	+ 1.344	14:11:51.919
9 -	1:15.465	+ 1.670	13:56:13.340	19 -	1:14.410	+ 0.615	14:13:06.329
10 -	1:30.443 P	+ 16.648	13:57:43.783	20 -	1:15.545	+ 1.750	14:14:21.874
5	MacGREGOR / WILCOX			1 Ulitma GTR - MacG Racing			
1 -	1:32.654	+ 21.457	13:33:19.265	10 -	1:12.456	+ 1.259	13:50:35.360
2 -	1:25.380	+ 14.183	13:34:44.645	11 -	1:11.227	+ 0.030	13:51:46.587
3 -	1:20.151	+ 8.954	13:36:04.796	12 -	1:11.433	+ 0.236	13:52:58.020
4 -	1:18.041	+ 6.844	13:37:22.837	13 -	1:23.056 P	+ 11.859	13:54:21.076
5 -	1:27.356 P	+ 16.159	13:38:50.193	14 -	14:39.841	+ 13:28.644	14:09:00.917
6 -	3:34.216	+ 2:23.019	13:42:24.409	15 -	1:11.197		14:10:12.114
7 -	1:12.553	+ 1.356	13:43:36.962	16 -	1:22.073	+ 10.876	14:11:34.187
8 -	1:20.718 P	+ 9.521	13:44:57.680	17 -	1:25.032 P	+ 13.835	14:12:59.219
9 -	4:25.224	+ 3:14.027	13:49:22.904				
6	WHITE / LOCKIE			1 Mosler MT900R - Paul White			
1 -	1:46.373	+ 37.851	13:26:57.582	15 -	1:09.233	+ 0.711	13:49:01.623
2 -	1:39.651	+ 31.129	13:28:37.233	16 -	1:08.712	+ 0.190	13:50:10.335

Weather / Track : Bright / Drying

Donington Park National
Circuit Length = 1.9791 miles
Start: 13:24 End: 14:15

**BRITCAR MSA BRITISH ENDURANCE CHAMPIONSHIP & BRITCAR DUNLOP PRODUCTION GTN
Championship**

QUALIFYING - RACE 16 - LAP ANALYSIS

3 -	1:44.160 P	+ 35.638	13:30:21.393	17 -	1:22.251 P	+ 13.729	13:51:32.586
4 -	2:57.850	+ 1:49.328	13:33:19.243	18 -	4:01.506	+ 2:52.984	13:55:34.092
5 -	1:19.267	+ 10.745	13:34:38.510	19 -	1:20.658	+ 12.136	13:56:54.750
6 -	1:17.562	+ 9.040	13:35:56.072	20 -	1:17.140	+ 8.618	13:58:11.890
7 -	1:16.363	+ 7.841	13:37:12.435	21 -	1:16.883 P	+ 8.361	13:59:28.773
8 -	1:11.741	+ 3.219	13:38:24.176	22 -	2:54.270	+ 1:45.748	14:02:23.043
9 -	1:12.028	+ 3.506	13:39:36.204	23 -	1:11.981	+ 3.459	14:03:35.024
10 -	1:10.798	+ 2.276	13:40:47.002	24 -	1:15.692	+ 7.170	14:04:50.716
11 -	1:20.234 P	+ 11.712	13:42:07.236	25 -	1:08.522		14:05:59.238
12 -	3:21.085	+ 2:12.563	13:45:28.321	26 -	1:24.792	+ 16.270	14:07:24.030
13 -	1:09.418	+ 0.896	13:46:37.739	27 -	1:14.841 P	+ 6.319	14:08:38.871
14 -	1:14.651	+ 6.129	13:47:52.390				
7	MILLARD / HEWARD			1 Rapiet 6 SR2 - Ian Heward			
1 -	1:37.800	+ 27.178	13:26:45.212	9 -	1:10.622		13:40:16.998
2 -	1:28.108	+ 17.486	13:28:13.320	10 -	1:12.908	+ 2.286	13:41:29.906
3 -	1:25.719	+ 15.097	13:29:39.039	11 -	1:29.449 P	+ 18.827	13:42:59.355
4 -	1:20.441	+ 9.819	13:30:59.480	12 -	6:57.321	+ 5:46.699	13:49:56.676
5 -	1:19.702	+ 9.080	13:32:19.182	13 -	1:13.984	+ 3.362	13:51:10.660
6 -	1:18.728	+ 8.106	13:33:37.910	14 -	1:11.475	+ 0.853	13:52:22.135
7 -	1:41.609 P	+ 30.987	13:35:19.519	15 -	1:11.845	+ 1.223	13:53:33.980
8 -	3:46.857	+ 2:36.235	13:39:06.376	16 -	1:27.619 P	+ 16.997	13:55:01.599
9	MUSTILL / BERRIDGE			1 Aquilla CR1 - Nigel Mustill			
1 -	1:44.621	+ 35.578	13:36:27.575	12 -	1:25.283	+ 16.240	13:53:53.359
2 -	1:26.990	+ 17.947	13:37:54.565	13 -	1:20.104	+ 11.061	13:55:13.463
3 -	1:20.176	+ 11.133	13:39:14.741	14 -	1:09.221	+ 0.178	13:56:22.684
4 -	1:17.185	+ 8.142	13:40:31.926	15 -	1:29.449 P	+ 20.406	13:57:52.133
5 -	1:15.823	+ 6.780	13:41:47.749	16 -	3:12.366	+ 2:03.323	14:01:04.499
6 -	1:15.196	+ 6.153	13:43:02.945	17 -	1:14.838	+ 5.795	14:02:19.337
7 -	1:15.196	+ 6.153	13:44:18.141	18 -	1:15.199	+ 6.156	14:03:34.536
8 -	1:13.686	+ 4.643	13:45:31.827	19 -	1:28.277 P	+ 19.234	14:05:02.813
9 -	1:23.404 P	+ 14.361	13:46:55.231	20 -	7:49.533	+ 6:40.490	14:12:52.346
10 -	4:23.802	+ 3:14.759	13:51:19.033	21 -	1:09.164	+ 0.121	14:14:01.510
11 -	1:09.043		13:52:28.076	22 -	1:17.770	+ 8.727	14:15:19.280
17	KVETNANSKY / SEDLAK			11 Praga R4S - Race4Slovakia			
1 -	1:41.388 P	+ 33.306	13:26:47.313	17 -	3:57.145	+ 2:49.063	13:53:54.306
2 -	2:56.994	+ 1:48.912	13:29:44.307	18 -	1:13.192	+ 5.110	13:55:07.498
3 -	1:31.770 P	+ 23.688	13:31:16.077	19 -	1:11.007	+ 2.925	13:56:18.505
4 -	2:39.214	+ 1:31.132	13:33:55.291	20 -	1:14.032	+ 5.950	13:57:32.537
5 -	1:13.145	+ 5.063	13:35:08.436	21 -	1:12.085	+ 4.003	13:58:44.622
6 -	1:14.166	+ 6.084	13:36:22.602	22 -	1:11.241	+ 3.159	13:59:55.863
7 -	1:10.580	+ 2.498	13:37:33.182	23 -	1:22.847 P	+ 14.765	14:01:18.710
8 -	1:12.656	+ 4.574	13:38:45.838	24 -	3:54.948	+ 2:46.866	14:05:13.658
9 -	1:10.293	+ 2.211	13:39:56.131	25 -	1:09.222	+ 1.140	14:06:22.880
10 -	1:17.666 P	+ 9.584	13:41:13.797	26 -	1:08.641	+ 0.559	14:07:31.521
11 -	2:47.904	+ 1:39.822	13:44:01.701	27 -	1:10.736	+ 2.654	14:08:42.257
12 -	1:09.084	+ 1.002	13:45:10.785	28 -	1:08.082		14:09:50.339
13 -	1:08.974	+ 0.892	13:46:19.759	29 -	1:11.049	+ 2.967	14:11:01.388
14 -	1:10.871	+ 2.789	13:47:30.630	30 -	1:08.481	+ 0.399	14:12:09.869
15 -	1:10.879	+ 2.797	13:48:41.509	31 -	1:09.137	+ 1.055	14:13:19.006
16 -	1:15.652 P	+ 7.570	13:49:57.161	32 -	1:09.426	+ 1.344	14:14:28.432
21	WILKINS / SCOTT			2 Dodge Viper - GT3 Racing			
1 -	1:42.515	+ 34.049	13:26:18.601	11 -	1:22.547 P	+ 14.081	13:41:21.284
2 -	1:33.822	+ 25.356	13:27:52.423	12 -	3:08.340	+ 1:59.874	13:44:29.624
3 -	1:25.479	+ 17.013	13:29:17.902	13 -	1:15.949	+ 7.483	13:45:45.573
4 -	1:22.866	+ 14.400	13:30:40.768	14 -	1:11.554	+ 3.088	13:46:57.127
5 -	1:15.705	+ 7.239	13:31:56.473	15 -	1:09.428	+ 0.962	13:48:06.555
6 -	1:29.622 P	+ 21.156	13:33:26.095	16 -	1:12.934	+ 4.468	13:49:19.489
7 -	2:55.400	+ 1:46.934	13:36:21.495	17 -	1:13.302	+ 4.836	13:50:32.791
8 -	1:12.568	+ 4.102	13:37:34.063	18 -	1:08.466		13:51:41.257
9 -	1:14.309	+ 5.843	13:38:48.372	19 -	1:21.094 P	+ 12.628	13:53:02.351

Weather / Track : Bright / Drying

Donington Park National
Circuit Length = 1.9791 miles
Start: 13:24 End: 14:15

**BRITCAR MSA BRITISH ENDURANCE CHAMPIONSHIP & BRITCAR DUNLOP PRODUCTION GTN
Championship**

QUALIFYING - RACE 16 - LAP ANALYSIS

10 -	1:10.365	+ 1.899	13:39:58.737				
22	FAIRBAIRN / MCLEAN / LITTLEJOHN		3l	Porsche 98 93 RSR - Peter Fairbairn			
1 -	1:41.469	+ 25.708	13:26:55.426	14 -	1:30.231 P	+ 14.470	13:51:21.313
2 -	1:30.539	+ 14.778	13:28:25.965	15 -	4:15.098	+ 2:59.337	13:55:36.411
3 -	1:28.790	+ 13.029	13:29:54.755	16 -	1:20.152	+ 4.391	13:56:56.563
4 -	1:30.514	+ 14.753	13:31:25.269	17 -	1:17.160	+ 1.399	13:58:13.723
5 -	1:37.309	+ 21.548	13:33:02.578	18 -	1:16.419	+ 0.658	13:59:30.142
6 -	1:43.276 P	+ 27.515	13:34:45.854	19 -	1:16.419	+ 0.658	14:00:46.561
7 -	7:05.180	+ 5:49.419	13:41:51.034	20 -	1:16.575	+ 0.814	14:02:03.136
8 -	1:22.207	+ 6.446	13:43:13.241	21 -	1:15.761		14:03:18.897
9 -	1:20.406	+ 4.645	13:44:33.647	22 -	1:16.429	+ 0.668	14:04:35.326
10 -	1:21.673	+ 5.912	13:45:55.320	23 -	1:16.462	+ 0.701	14:05:51.788
11 -	1:18.852	+ 3.091	13:47:14.172	24 -	1:30.000	+ 14.239	14:07:21.788
12 -	1:17.663	+ 1.902	13:48:31.835	25 -	1:36.993 P	+ 21.232	14:08:58.781
13 -	1:19.247	+ 3.486	13:49:51.082				
23	NORRIS-JONES / MUSSI		3	Lotus Exige - Dan Norris-Jones			
1 -	1:47.022	+ 33.422	13:26:42.658	16 -	1:26.008 P	+ 12.408	13:51:30.664
2 -	1:38.068 P	+ 24.468	13:28:20.726	17 -	4:38.357	+ 3:24.757	13:56:09.021
3 -	4:13.732	+ 3:00.132	13:32:34.458	18 -	1:22.348	+ 8.748	13:57:31.369
4 -	1:32.379	+ 18.779	13:34:06.837	19 -	1:17.048	+ 3.448	13:58:48.417
5 -	1:27.783	+ 14.183	13:35:34.620	20 -	1:23.451	+ 9.851	14:00:11.868
6 -	1:21.550	+ 7.950	13:36:56.170	21 -	1:30.709 P	+ 17.109	14:01:42.577
7 -	1:20.127	+ 6.527	13:38:16.297	22 -	3:08.436	+ 1:54.836	14:04:51.013
8 -	1:27.439 P	+ 13.839	13:39:43.736	23 -	1:19.697	+ 6.097	14:06:10.710
9 -	2:35.243	+ 1:21.643	13:42:18.979	24 -	1:17.408	+ 3.808	14:07:28.118
10 -	1:19.386	+ 5.786	13:43:38.365	25 -	1:16.407	+ 2.807	14:08:44.525
11 -	1:19.388	+ 5.788	13:44:57.753	26 -	1:22.556 P	+ 8.956	14:10:07.081
12 -	1:17.464	+ 3.864	13:46:15.217	27 -	2:37.330	+ 1:23.730	14:12:44.411
13 -	1:17.344	+ 3.744	13:47:32.561	28 -	1:13.600		14:13:58.011
14 -	1:16.482	+ 2.882	13:48:49.043	29 -	1:46.221 P	+ 32.621	14:15:44.232
15 -	1:15.613	+ 2.013	13:50:04.656				
26	HEAD / TILLEY		2	Marcos Mantis - Topcat Racing			
1 -	1:36.908	+ 26.336	13:26:19.217	15 -	1:15.293	+ 4.721	13:49:26.108
2 -	1:26.547	+ 15.975	13:27:45.764	16 -	1:11.669	+ 1.097	13:50:37.777
3 -	1:24.479	+ 13.907	13:29:10.243	17 -	1:21.129	+ 10.557	13:51:58.906
4 -	1:35.837 P	+ 25.265	13:30:46.080	18 -	1:14.760	+ 4.188	13:53:13.666
5 -	3:40.514	+ 2:29.942	13:34:26.594	19 -	1:12.430	+ 1.858	13:54:26.096
6 -	1:33.478	+ 22.906	13:36:00.072	20 -	1:10.572		13:55:36.668
7 -	1:22.213	+ 11.641	13:37:22.285	21 -	1:25.599 P	+ 15.027	13:57:02.267
8 -	1:19.109	+ 8.537	13:38:41.394	22 -	9:14.481	+ 8:03.909	14:06:16.748
9 -	1:15.774	+ 5.202	13:39:57.168	23 -	1:13.251	+ 2.679	14:07:29.999
10 -	1:16.262	+ 5.690	13:41:13.430	24 -	1:26.431 P	+ 15.859	14:08:56.430
11 -	1:13.915	+ 3.343	13:42:27.345	25 -	2:22.469	+ 1:11.897	14:11:18.899
12 -	1:12.705	+ 2.133	13:43:40.050	26 -	1:12.481	+ 1.909	14:12:31.380
13 -	1:24.950 P	+ 14.378	13:45:05.000	27 -	1:11.494	+ 0.922	14:13:42.874
14 -	3:05.815	+ 1:55.243	13:48:10.815	28 -	1:34.739 P	+ 24.167	14:15:17.613
27	JAMES / HUGGINS		2	Lamborghini GT3 - Backdraft			
1 -	1:34.006	+ 22.707	13:26:06.634	17 -	1:15.195	+ 3.896	13:51:54.553
2 -	1:32.126	+ 20.827	13:27:38.760	18 -	1:11.848	+ 0.549	13:53:06.401
3 -	1:25.759	+ 14.460	13:29:04.519	19 -	1:15.889	+ 4.590	13:54:22.290
4 -	1:29.395	+ 18.096	13:30:33.914	20 -	1:13.665	+ 2.366	13:55:35.955
5 -	1:21.943	+ 10.644	13:31:55.857	21 -	1:11.647	+ 0.348	13:56:47.602
6 -	1:24.621	+ 13.322	13:33:20.478	22 -	1:15.755	+ 4.456	13:58:03.357
7 -	1:20.438	+ 9.139	13:34:40.916	23 -	1:11.299		13:59:14.656
8 -	1:19.860	+ 8.561	13:36:00.776	24 -	1:14.569	+ 3.270	14:00:29.225
9 -	1:19.965	+ 8.666	13:37:20.741	25 -	1:18.306	+ 7.007	14:01:47.531
10 -	1:15.185	+ 3.886	13:38:35.926	26 -	1:15.895	+ 4.596	14:03:03.426
11 -	1:14.596	+ 3.297	13:39:50.522	27 -	1:12.063	+ 0.764	14:04:15.489
12 -	1:20.574 P	+ 9.275	13:41:11.096	28 -	1:30.507 P	+ 19.208	14:05:45.996
13 -	5:47.647	+ 4:36.348	13:46:58.743	29 -	6:12.804	+ 5:01.505	14:11:58.800

Weather / Track : Bright / Drying

Donington Park National
Circuit Length = 1.9791 miles
Start: 13:24 End: 14:15

**BRITCAR MSA BRITISH ENDURANCE CHAMPIONSHIP & BRITCAR DUNLOP PRODUCTION GTN
Championship**

QUALIFYING - RACE 16 - LAP ANALYSIS

14 -	1:14.869	+ 3.570	13:48:13.612	30 -	1:14.946	+ 3.647	14:13:13.746
15 -	1:13.763	+ 2.464	13:49:27.375	31 -	1:14.095	+ 2.796	14:14:27.841
16 -	1:11.983	+ 0.684	13:50:39.358				
28	ATKINSON / MACKINNON		2	Lamborghini GT3 - Backdraft			
1 -	1:33.798	+ 22.958	13:25:51.348	15 -	1:14.757	+ 3.917	13:51:01.356
2 -	1:29.837	+ 18.997	13:27:21.185	16 -	1:15.667	+ 4.827	13:52:17.023
3 -	1:23.615	+ 12.775	13:28:44.800	17 -	1:13.789	+ 2.949	13:53:30.812
4 -	1:19.655	+ 8.815	13:30:04.455	18 -	1:13.061	+ 2.221	13:54:43.873
5 -	1:21.587	+ 10.747	13:31:26.042	19 -	1:11.932	+ 1.092	13:55:55.805
6 -	1:17.839	+ 6.999	13:32:43.881	20 -	1:19.118 P	+ 8.278	13:57:14.923
7 -	1:21.591	+ 10.751	13:34:05.472	21 -	3:11.121	+ 2:00.281	14:00:26.044
8 -	1:21.081	+ 10.241	13:35:26.553	22 -	1:13.795	+ 2.955	14:01:39.839
9 -	1:14.921	+ 4.081	13:36:41.474	23 -	1:10.840		14:02:50.679
10 -	1:24.010 P	+ 13.170	13:38:05.484	24 -	1:12.157	+ 1.317	14:04:02.836
11 -	7:57.378	+ 6:46.538	13:46:02.862	25 -	1:12.291	+ 1.451	14:05:15.127
12 -	1:17.136	+ 6.296	13:47:19.998	26 -	1:11.075	+ 0.235	14:06:26.202
13 -	1:12.728	+ 1.888	13:48:32.726	27 -	1:18.059 P	+ 7.219	14:07:44.261
14 -	1:13.873	+ 3.033	13:49:46.599	28 -	7:20.950	+ 6:10.110	14:15:05.211
30	van DONGEN / van der HOEK		11	Audi R8 - Prosperia Team Brinkmann UHC			
1 -	1:29.016	+ 20.388	13:35:31.799	12 -	6:08.290	+ 4:59.662	13:56:07.779
2 -	1:23.605 P	+ 14.977	13:36:55.404	13 -	1:09.352	+ 0.724	13:57:17.131
3 -	3:32.379	+ 2:23.751	13:40:27.783	14 -	1:08.628		13:58:25.759
4 -	1:13.993	+ 5.365	13:41:41.776	15 -	1:08.957	+ 0.329	13:59:34.716
5 -	1:12.711	+ 4.083	13:42:54.487	16 -	1:09.858	+ 1.230	14:00:44.574
6 -	1:10.769	+ 2.141	13:44:05.256	17 -	1:17.421	+ 8.793	14:02:01.995
7 -	1:09.036	+ 0.408	13:45:14.292	18 -	1:12.969 P	+ 4.341	14:03:14.964
8 -	1:08.883	+ 0.255	13:46:23.175	19 -	2:59.302	+ 1:50.674	14:06:14.266
9 -	1:09.339	+ 0.711	13:47:32.514	20 -	1:12.110	+ 3.482	14:07:26.376
10 -	1:10.062	+ 1.434	13:48:42.576	21 -	1:08.757	+ 0.129	14:08:35.133
11 -	1:16.913 P	+ 8.285	13:49:59.489	22 -	1:13.380 P	+ 4.752	14:09:48.513
31	GREEN / ADAMS / BYFORD		2	Ferrari 359 - Martin Byford			
1 -	1:35.064 P	+ 23.083	13:26:08.559	13 -	3:36.954	+ 2:24.973	13:49:39.408
2 -	2:46.326	+ 1:34.345	13:28:54.885	14 -	1:16.377	+ 4.396	13:50:55.785
3 -	1:23.828	+ 11.847	13:30:18.713	15 -	1:20.385	+ 8.404	13:52:16.170
4 -	1:17.348	+ 5.367	13:31:36.061	16 -	1:14.189	+ 2.208	13:53:30.359
5 -	1:21.297	+ 9.316	13:32:57.358	17 -	1:26.728 P	+ 14.747	13:54:57.087
6 -	1:22.560	+ 10.579	13:34:19.918	18 -	3:54.102	+ 2:42.121	13:58:51.189
7 -	1:15.475	+ 3.494	13:35:35.393	19 -	1:27.685	+ 15.704	14:00:18.874
8 -	1:35.493 P	+ 23.512	13:37:10.886	20 -	1:24.355	+ 12.374	14:01:43.229
9 -	4:03.744	+ 2:51.763	13:41:14.630	21 -	1:12.838	+ 0.857	14:02:56.067
10 -	1:34.581	+ 22.600	13:42:49.211	22 -	1:12.422	+ 0.441	14:04:08.489
11 -	1:34.671	+ 22.690	13:44:23.882	23 -	1:11.981		14:05:20.470
12 -	1:38.572 P	+ 26.591	13:46:02.454	24 -	1:36.595 P	+ 24.614	14:06:57.065
36	O'NEILL / FIORENTINO		3	Marcos Mantis - Top Cats Racing			
1 -	1:33.198	+ 22.645	13:26:03.117	16 -	3:07.959	+ 1:57.406	13:52:57.076
2 -	1:40.813 P	+ 30.260	13:27:43.930	17 -	1:16.227	+ 5.674	13:54:13.303
3 -	5:53.521	+ 4:42.968	13:33:37.451	18 -	1:14.138	+ 3.585	13:55:27.441
4 -	1:33.178	+ 22.625	13:35:10.629	19 -	1:11.387	+ 0.834	13:56:38.828
5 -	1:25.811	+ 15.258	13:36:36.440	20 -	1:13.911	+ 3.358	13:57:52.739
6 -	1:22.994	+ 12.441	13:37:59.434	21 -	1:18.488 P	+ 7.935	13:59:11.227
7 -	1:21.446	+ 10.893	13:39:20.880	22 -	4:56.188	+ 3:45.635	14:04:07.415
8 -	1:19.397	+ 8.844	13:40:40.277	23 -	1:21.911	+ 11.358	14:05:29.326
9 -	1:20.789	+ 10.236	13:42:01.066	24 -	1:19.402	+ 8.849	14:06:48.728
10 -	1:17.755	+ 7.202	13:43:18.821	25 -	1:13.919	+ 3.366	14:08:02.647
11 -	1:17.657	+ 7.104	13:44:36.478	26 -	1:10.759	+ 0.206	14:09:13.406
12 -	1:21.046	+ 10.493	13:45:57.524	27 -	1:29.130	+ 18.577	14:10:42.536
13 -	1:15.684	+ 5.131	13:47:13.208	28 -	1:14.177	+ 3.624	14:11:56.713
14 -	1:14.194	+ 3.641	13:48:27.402	29 -	1:10.553		14:13:07.266
15 -	1:21.715 P	+ 11.162	13:49:49.117	30 -	1:26.761 P	+ 16.208	14:14:34.027

Weather / Track : Bright / Drying

Donington Park National
Circuit Length = 1.9791 miles
Start: 13:24 End: 14:15

**BRITCAR MSA BRITISH ENDURANCE CHAMPIONSHIP & BRITCAR DUNLOP PRODUCTION GTN
Championship**

QUALIFYING - RACE 16 - LAP ANALYSIS

37	BAILEY / SCHULZ		3 Ferrari 430 Challenge - Paul Bailey				
1 -	1:39.829	+ 28.475	13:26:27.542	18 -	1:18.933	+ 7.579	13:51:41.161
2 -	1:25.245	+ 13.891	13:27:52.787	19 -	1:20.641	+ 9.287	13:53:01.802
3 -	1:23.047	+ 11.693	13:29:15.834	20 -	1:27.609	+ 16.255	13:54:29.411
4 -	1:22.065	+ 10.711	13:30:37.899	21 -	1:19.870	+ 8.516	13:55:49.281
5 -	1:15.195	+ 3.841	13:31:53.094	22 -	1:19.625	+ 8.271	13:57:08.906
6 -	1:21.359	+ 10.005	13:33:14.453	23 -	1:18.670	+ 7.316	13:58:27.576
7 -	1:16.540	+ 5.186	13:34:30.993	24 -	1:20.176	+ 8.822	13:59:47.752
8 -	1:18.862	+ 7.508	13:35:49.855	25 -	1:25.238 P	+ 13.884	14:01:12.990
9 -	1:56.438	+ 45.084	13:37:46.293	26 -	4:25.855	+ 3:14.501	14:05:38.845
10 -	1:17.120	+ 5.766	13:39:03.413	27 -	1:12.257	+ 0.903	14:06:51.102
11 -	1:11.742	+ 0.388	13:40:15.155	28 -	1:12.696	+ 1.342	14:08:03.798
12 -	1:16.629	+ 5.275	13:41:31.784	29 -	1:11.447	+ 0.093	14:09:15.245
13 -	1:11.696	+ 0.342	13:42:43.480	30 -	1:16.919	+ 5.565	14:10:32.164
14 -	1:11.354		13:43:54.834	31 -	1:11.688	+ 0.334	14:11:43.852
15 -	1:25.001 P	+ 13.647	13:45:19.835	32 -	1:11.422	+ 0.068	14:12:55.274
16 -	3:40.178	+ 2:28.824	13:49:00.013	33 -	1:11.591	+ 0.237	14:14:06.865
17 -	1:22.215	+ 10.861	13:50:22.228	34 -	1:13.441	+ 2.087	14:15:20.306
38	BARRETT / PERSSON / SHEPHERD		3 Porsche 997 Cup - Rod Barrett				
1 -	2:08.853	+ 57.168	13:26:52.969	11 -	1:13.753	+ 2.068	14:01:13.050
2 -	1:55.817	+ 44.132	13:28:48.786	12 -	1:20.992 P	+ 9.307	14:02:34.042
3 -	1:55.073 P	+ 43.388	13:30:43.859	13 -	2:32.457	+ 1:20.772	14:05:06.499
4 -	5:01.004	+ 3:49.319	13:35:44.863	14 -	1:13.916	+ 2.231	14:06:20.415
5 -	1:27.309	+ 15.624	13:37:12.172	15 -	1:11.753	+ 0.068	14:07:32.168
6 -	1:25.196 P	+ 13.511	13:38:37.368	16 -	1:12.899	+ 1.214	14:08:45.067
7 -	3:37.003 P	+ 2:25.318	13:42:14.371	17 -	1:13.038	+ 1.353	14:09:58.105
8 -	15:19.279	+ 14:07.594	13:57:33.650	18 -	1:11.877	+ 0.192	14:11:09.982
9 -	1:13.284	+ 1.599	13:58:46.934	19 -	1:11.685		14:12:21.667
10 -	1:12.363	+ 0.678	13:59:59.297	20 -	1:21.145 P	+ 9.460	14:13:42.812
39	JONES / JONES / JONES		3 Porsche 997 GT3 Cup - Eurotech Racing				
1 -	3:34.253 P	+ 2:22.371	13:28:15.023	11 -	1:21.772	+ 9.890	14:02:28.041
2 -	19:49.173	+ 18:37.291	13:48:04.196	12 -	1:13.954	+ 2.072	14:03:41.995
3 -	1:26.909	+ 15.027	13:49:31.105	13 -	1:21.387 P	+ 9.505	14:05:03.382
4 -	1:17.743	+ 5.861	13:50:48.848	14 -	2:26.360	+ 1:14.478	14:07:29.742
5 -	1:15.576	+ 3.694	13:52:04.424	15 -	1:16.849	+ 4.967	14:08:46.591
6 -	1:26.437	+ 14.555	13:53:30.861	16 -	1:22.179	+ 10.297	14:10:08.770
7 -	1:21.086	+ 9.204	13:54:51.947	17 -	1:11.882		14:11:20.652
8 -	1:19.459	+ 7.577	13:56:11.406	18 -	1:13.364	+ 1.482	14:12:34.016
9 -	1:29.427 P	+ 17.545	13:57:40.833	19 -	1:13.982	+ 2.100	14:13:47.998
10 -	3:25.436	+ 2:13.554	14:01:06.269	20 -	1:23.046	+ 11.164	14:15:11.044
45	TICEHURST / MILDENHALL		P1 Mazda MX5 - Mazda Motors UK				
1 -	1:34.925	+ 18.495	13:26:03.299	12 -	1:18.755	+ 2.325	13:46:07.773
2 -	1:26.002	+ 9.572	13:27:29.301	13 -	1:32.877 P	+ 16.447	13:47:40.650
3 -	1:24.201	+ 7.771	13:28:53.502	14 -	9:08.315	+ 7:51.885	13:56:48.965
4 -	1:25.003	+ 8.573	13:30:18.505	15 -	1:16.719	+ 0.289	13:58:05.684
5 -	1:22.088	+ 5.658	13:31:40.593	16 -	1:16.430		13:59:22.114
6 -	1:23.422	+ 6.992	13:33:04.015	17 -	1:19.423	+ 2.993	14:00:41.537
7 -	1:25.454	+ 9.024	13:34:29.469	18 -	1:34.385	+ 17.955	14:02:15.922
8 -	1:32.039 P	+ 15.609	13:36:01.508	19 -	1:31.984	+ 15.554	14:03:47.906
9 -	6:08.020	+ 4:51.590	13:42:09.528	20 -	1:19.957	+ 3.527	14:05:07.863
10 -	1:20.711	+ 4.281	13:43:30.239	21 -	1:16.534	+ 0.104	14:06:24.397
11 -	1:18.779	+ 2.349	13:44:49.018	22 -	1:32.172 P	+ 15.742	14:07:56.569
46	HEADLAM / STANLEY		3 Lotus Elise Series 1 - Chris Hedlam				
1 -	1:31.020	+ 20.248	13:26:19.945	15 -	1:18.699	+ 7.927	13:52:44.757
2 -	1:21.894	+ 11.122	13:27:41.839	16 -	1:12.729	+ 1.957	13:53:57.486
3 -	1:30.701 P	+ 19.929	13:29:12.540	17 -	1:16.683	+ 5.911	13:55:14.169
4 -	4:53.367	+ 3:42.595	13:34:05.907	18 -	1:12.471	+ 1.699	13:56:26.640
5 -	1:28.096	+ 17.324	13:35:34.003	19 -	1:18.207 P	+ 7.435	13:57:44.847

Weather / Track : Bright / Drying

Donington Park National
Circuit Length = 1.9791 miles
Start: 13:24 End: 14:15

**BRITCAR MSA BRITISH ENDURANCE CHAMPIONSHIP & BRITCAR DUNLOP PRODUCTION GTN
Championship**

QUALIFYING - RACE 16 - LAP ANALYSIS

6 -	1:19.897	+ 9.125	13:36:53.900	20 -	4:54.724	+ 3:43.952	14:02:39.571
7 -	1:18.931	+ 8.159	13:38:12.831	21 -	1:10.978	+ 0.206	14:03:50.549
8 -	1:20.267	+ 9.495	13:39:33.098	22 -	1:11.629	+ 0.857	14:05:02.178
9 -	1:16.851	+ 6.079	13:40:49.949	23 -	1:17.387 P	+ 6.615	14:06:19.565
10 -	1:15.698	+ 4.926	13:42:05.647	24 -	4:41.514	+ 3:30.742	14:11:01.079
11 -	1:14.769	+ 3.997	13:43:20.416	25 -	1:11.080	+ 0.308	14:12:12.159
12 -	1:16.518	+ 5.746	13:44:36.934	26 -	1:19.752	+ 8.980	14:13:31.911
13 -	1:27.115 P	+ 16.343	13:46:04.049	27 -	1:10.772		14:14:42.683
14 -	5:22.009	+ 4:11.237	13:51:26.058				
52	Simon PHILLIPS			P1 Lotus Elise S2 - Simon Phillips			
1 -	1:42.426	+ 27.414	13:27:54.454	10 -	1:18.024	+ 3.012	13:50:19.588
2 -	1:29.021	+ 14.009	13:29:23.475	11 -	1:15.947	+ 0.935	13:51:35.535
3 -	1:27.833	+ 12.821	13:30:51.308	12 -	1:16.169	+ 1.157	13:52:51.704
4 -	1:24.051	+ 9.039	13:32:15.359	13 -	1:16.347	+ 1.335	13:54:08.051
5 -	1:21.716	+ 6.704	13:33:37.075	14 -	1:15.262	+ 0.250	13:55:23.313
6 -	1:21.065	+ 6.053	13:34:58.140	15 -	1:15.012		13:56:38.325
7 -	1:27.060 P	+ 12.048	13:36:25.200	16 -	1:24.972 P	+ 9.960	13:58:03.297
8 -	11:18.819	+ 10:03.807	13:47:44.019	17 -	16:45.767	+ 15:30.755	14:14:49.064
9 -	1:17.545	+ 2.533	13:49:01.564				
53	SMITH / SMITH			P1 Ginetta G50 - Peter Smith			
1 -	1:47.079	+ 32.619	13:28:36.602	17 -	1:15.669	+ 1.209	13:56:30.726
2 -	1:58.359 P	+ 43.899	13:30:34.961	18 -	1:15.390	+ 0.930	13:57:46.116
3 -	3:45.142	+ 2:30.682	13:34:20.103	19 -	1:14.907	+ 0.447	13:59:01.023
4 -	1:50.750 P	+ 36.290	13:36:10.853	20 -	1:16.556	+ 2.096	14:00:17.579
5 -	2:43.014	+ 1:28.554	13:38:53.867	21 -	1:16.590	+ 2.130	14:01:34.169
6 -	1:19.462	+ 5.002	13:40:13.329	22 -	1:16.086	+ 1.626	14:02:50.255
7 -	1:19.762	+ 5.302	13:41:33.091	23 -	1:15.418	+ 0.958	14:04:05.673
8 -	1:19.470	+ 5.010	13:42:52.561	24 -	1:14.746	+ 0.286	14:05:20.419
9 -	1:18.685	+ 4.225	13:44:11.246	25 -	1:18.771	+ 4.311	14:06:39.190
10 -	1:18.375	+ 3.915	13:45:29.621	26 -	1:17.203	+ 2.743	14:07:56.393
11 -	1:18.004	+ 3.544	13:46:47.625	27 -	1:14.460		14:09:10.853
12 -	1:16.867	+ 2.407	13:48:04.492	28 -	1:14.670	+ 0.210	14:10:25.523
13 -	1:16.282	+ 1.822	13:49:20.774	29 -	1:14.466	+ 0.006	14:11:39.989
14 -	1:15.744	+ 1.284	13:50:36.518	30 -	1:15.384	+ 0.924	14:12:55.373
15 -	1:22.658 P	+ 8.198	13:51:59.176	31 -	1:23.239	+ 8.779	14:14:18.612
16 -	3:15.881	+ 2:01.421	13:55:15.057				
54	Adrian WATT			P1 BMW M3 E36 - Adrian Watt			
1 -	1:42.974	+ 26.300	13:26:35.441	20 -	1:19.207	+ 2.533	13:52:21.771
2 -	1:30.474	+ 13.800	13:28:05.915	21 -	1:20.131	+ 3.457	13:53:41.902
3 -	1:23.474	+ 6.800	13:29:29.389	22 -	1:17.425	+ 0.751	13:54:59.327
4 -	1:22.638	+ 5.964	13:30:52.027	23 -	1:16.949	+ 0.275	13:56:16.276
5 -	1:23.977	+ 7.303	13:32:16.004	24 -	1:23.015	+ 6.341	13:57:39.291
6 -	1:21.393	+ 4.719	13:33:37.397	25 -	1:16.760	+ 0.086	13:58:56.051
7 -	1:29.445	+ 12.771	13:35:06.842	26 -	1:19.431	+ 2.757	14:00:15.482
8 -	1:21.454	+ 4.780	13:36:28.296	27 -	1:17.664	+ 0.990	14:01:33.146
9 -	1:19.360	+ 2.686	13:37:47.656	28 -	1:17.428	+ 0.754	14:02:50.574
10 -	1:19.610	+ 2.936	13:39:07.266	29 -	1:17.771	+ 1.097	14:04:08.345
11 -	1:20.035	+ 3.361	13:40:27.301	30 -	1:19.253	+ 2.579	14:05:27.598
12 -	1:22.790	+ 6.116	13:41:50.091	31 -	1:17.929	+ 1.255	14:06:45.527
13 -	1:19.384	+ 2.710	13:43:09.475	32 -	1:21.644	+ 4.970	14:08:07.171
14 -	1:21.908	+ 5.234	13:44:31.383	33 -	1:19.411	+ 2.737	14:09:26.582
15 -	1:22.378	+ 5.704	13:45:53.761	34 -	1:18.084	+ 1.410	14:10:44.666
16 -	1:17.293	+ 0.619	13:47:11.054	35 -	1:17.441	+ 0.767	14:12:02.107
17 -	1:17.221	+ 0.547	13:48:28.275	36 -	1:17.178	+ 0.504	14:13:19.285
18 -	1:16.674		13:49:44.949	37 -	1:19.631	+ 2.957	14:14:38.916
19 -	1:17.615	+ 0.941	13:51:02.564				
55	LAWSON / WILDS			P2 BMW E36 - Ian Lawson			
1 -	1:48.142	+ 30.714	13:26:34.749	14 -	1:18.266	+ 0.838	13:48:46.392
2 -	1:34.849	+ 17.421	13:28:09.598	15 -	1:17.428		13:50:03.820
3 -	1:32.642	+ 15.214	13:29:42.240	16 -	1:20.404	+ 2.976	13:51:24.224

Weather / Track : Bright / Drying

Donington Park National
Circuit Length = 1.9791 miles
Start: 13:24 End: 14:15

**BRITCAR MSA BRITISH ENDURANCE CHAMPIONSHIP & BRITCAR DUNLOP PRODUCTION GTN
Championship**

QUALIFYING - RACE 16 - LAP ANALYSIS

4 -	1:28.105	+ 10.677	13:31:10.345	17 -	1:19.996	+ 2.568	13:52:44.220
5 -	1:24.986	+ 7.558	13:32:35.331	18 -	1:18.143	+ 0.715	13:54:02.363
6 -	1:41.290 P	+ 23.862	13:34:16.621	19 -	1:24.275 P	+ 6.847	13:55:26.638
7 -	5:03.823	+ 3:46.395	13:39:20.444	20 -	10:25.497	+ 9:08.069	14:05:52.135
8 -	1:21.862	+ 4.434	13:40:42.306	21 -	1:18.939	+ 1.511	14:07:11.074
9 -	1:20.244	+ 2.816	13:42:02.550	22 -	1:18.145	+ 0.717	14:08:29.219
10 -	1:19.315	+ 1.887	13:43:21.865	23 -	1:18.332	+ 0.904	14:09:47.551
11 -	1:20.412	+ 2.984	13:44:42.277	24 -	1:26.540 P	+ 9.112	14:11:14.091
12 -	1:26.029	+ 8.601	13:46:08.306	25 -	2:52.551	+ 1:35.123	14:14:06.642
13 -	1:19.820	+ 2.392	13:47:28.126	26 -	1:18.966	+ 1.538	14:15:25.608
56	DAY / PHIPPS P1 BMW M3 E46 - Paul Phipps						
1 -	1:55.242	+ 40.077	13:30:53.722	15 -	1:17.263	+ 2.098	13:52:37.491
2 -	1:27.527	+ 12.362	13:32:21.249	16 -	1:17.033	+ 1.868	13:53:54.524
3 -	1:21.033	+ 5.868	13:33:42.282	17 -	1:22.070	+ 6.905	13:55:16.594
4 -	1:23.289	+ 8.124	13:35:05.571	18 -	1:15.339	+ 0.174	13:56:31.933
5 -	1:22.168	+ 7.003	13:36:27.739	19 -	1:28.872 P	+ 13.707	13:58:00.805
6 -	1:19.446	+ 4.281	13:37:47.185	20 -	5:36.211	+ 4:21.046	14:03:37.016
7 -	1:19.146	+ 3.981	13:39:06.331	21 -	1:16.358	+ 1.193	14:04:53.374
8 -	1:20.213	+ 5.048	13:40:26.544	22 -	1:15.804	+ 0.639	14:06:09.178
9 -	1:32.266 P	+ 17.101	13:41:58.810	23 -	1:17.224	+ 2.059	14:07:26.402
10 -	4:08.516	+ 2:53.351	13:46:07.326	24 -	1:16.863	+ 1.698	14:08:43.265
11 -	1:18.018	+ 2.853	13:47:25.344	25 -	1:17.116	+ 1.951	14:10:00.381
12 -	1:17.628	+ 2.463	13:48:42.972	26 -	1:15.165		14:11:15.546
13 -	1:15.927	+ 0.762	13:49:58.899	27 -	1:29.953 P	+ 14.788	14:12:45.499
14 -	1:21.329	+ 6.164	13:51:20.228				
57	LUNN / BENNETT-BAGGS P1 BMW M3 E46 - Jensen Lunn						
1 -	1:46.842	+ 31.452	13:26:41.168	14 -	1:17.054	+ 1.664	13:46:11.125
2 -	1:31.370	+ 15.980	13:28:12.538	15 -	1:17.670	+ 2.280	13:47:28.795
3 -	1:30.710	+ 15.320	13:29:43.248	16 -	1:24.086 P	+ 8.696	13:48:52.881
4 -	1:26.431	+ 11.041	13:31:09.679	17 -	3:07.423	+ 1:52.033	13:52:00.304
5 -	1:23.649	+ 8.259	13:32:33.328	18 -	1:16.886	+ 1.496	13:53:17.190
6 -	1:24.840	+ 9.450	13:33:58.168	19 -	1:15.932	+ 0.542	13:54:33.122
7 -	1:21.915	+ 6.525	13:35:20.083	20 -	1:16.560	+ 1.170	13:55:49.682
8 -	1:19.894	+ 4.504	13:36:39.977	21 -	1:16.407	+ 1.017	13:57:06.089
9 -	1:21.102	+ 5.712	13:38:01.079	22 -	1:15.573	+ 0.183	13:58:21.662
10 -	1:27.555 P	+ 12.165	13:39:28.634	23 -	1:15.390		13:59:37.052
11 -	2:48.785	+ 1:33.395	13:42:17.419	24 -	1:15.546	+ 0.156	14:00:52.598
12 -	1:18.067	+ 2.677	13:43:35.486	25 -	1:39.049 P	+ 23.659	14:02:31.647
13 -	1:18.585	+ 3.195	13:44:54.071				
60	THOMAS / WOODMAN P1 Ginetta G50 - BPM Racing Limited						
1 -	1:43.231	+ 25.788	13:29:36.153	10 -	1:27.782 P	+ 10.339	13:44:55.003
2 -	1:35.405	+ 17.962	13:31:11.558	11 -	3:24.397	+ 2:06.954	13:48:19.400
3 -	1:24.460	+ 7.017	13:32:36.018	12 -	1:22.262	+ 4.819	13:49:41.662
4 -	1:27.968	+ 10.525	13:34:03.986	13 -	1:19.755	+ 2.312	13:51:01.417
5 -	1:29.776 P	+ 12.333	13:35:33.762	14 -	1:21.069	+ 3.626	13:52:22.486
6 -	3:53.693	+ 2:36.250	13:39:27.455	15 -	1:22.819	+ 5.376	13:53:45.305
7 -	1:22.098	+ 4.655	13:40:49.553	16 -	1:19.630	+ 2.187	13:55:04.935
8 -	1:20.225	+ 2.782	13:42:09.778	17 -	6:02.663 P	+ 4:45.220	14:01:07.598
9 -	1:17.443		13:43:27.221				
61	Tim SAUNDERS P2 Honda Civic Type R - Tim Saunders						
1 -	1:41.705	+ 22.004	13:26:53.989	15 -	6:48.330	+ 5:28.629	13:52:54.337
2 -	1:31.118	+ 11.417	13:28:25.107	16 -	1:23.988	+ 4.287	13:54:18.325
3 -	1:31.554	+ 11.853	13:29:56.661	17 -	1:21.596	+ 1.895	13:55:39.921
4 -	1:29.142	+ 9.441	13:31:25.803	18 -	1:20.144	+ 0.443	13:57:00.065
5 -	1:28.601	+ 8.900	13:32:54.404	19 -	1:21.259	+ 1.558	13:58:21.324
6 -	1:29.563	+ 9.862	13:34:23.967	20 -	1:20.658	+ 0.957	13:59:41.982
7 -	1:28.493	+ 8.792	13:35:52.460	21 -	1:21.419	+ 1.718	14:01:03.401
8 -	1:27.365	+ 7.664	13:37:19.825	22 -	1:19.701		14:02:23.102
9 -	1:26.825	+ 7.124	13:38:46.650	23 -	1:42.591 P	+ 22.890	14:04:05.693
10 -	1:26.130	+ 6.429	13:40:12.780	24 -	5:29.746	+ 4:10.045	14:09:35.439

Weather / Track : Bright / Drying

Donington Park National
Circuit Length = 1.9791 miles
Start: 13:24 End: 14:15

**BRITCAR MSA BRITISH ENDURANCE CHAMPIONSHIP & BRITCAR DUNLOP PRODUCTION GTN
Championship**

QUALIFYING - RACE 16 - LAP ANALYSIS

11 -	1:25.590	+ 5.889	13:41:38.370	25 -	1:20.285	+ 0.584	14:10:55.724
12 -	1:25.903	+ 6.202	13:43:04.273	26 -	1:20.012	+ 0.311	14:12:15.736
13 -	1:24.506	+ 4.805	13:44:28.779	27 -	2:41.228 P	+ 1:21.527	14:14:56.964
14 -	1:37.228 P	+ 17.527	13:46:06.007				
62	HOGARTH / HOGGARTH P1 SuperCopa - Bernard Hogarth						
1 -	1:34.021	+ 19.445	13:30:02.238	14 -	1:16.673	+ 2.097	13:53:26.642
2 -	1:31.194	+ 16.618	13:31:33.432	15 -	1:16.672	+ 2.096	13:54:43.314
3 -	1:29.457	+ 14.881	13:33:02.889	16 -	1:17.764	+ 3.188	13:56:01.078
4 -	1:27.853	+ 13.277	13:34:30.742	17 -	1:15.067	+ 0.491	13:57:16.145
5 -	1:25.693	+ 11.117	13:35:56.435	18 -	1:15.705	+ 1.129	13:58:31.850
6 -	1:27.922	+ 13.346	13:37:24.357	19 -	1:20.641 P	+ 6.065	13:59:52.491
7 -	1:32.673 P	+ 18.097	13:38:57.030	20 -	5:26.474	+ 4:11.898	14:05:18.965
8 -	2:49.330	+ 1:34.754	13:41:46.360	21 -	1:15.925	+ 1.349	14:06:34.890
9 -	1:22.785	+ 8.209	13:43:09.145	22 -	1:15.445	+ 0.869	14:07:50.335
10 -	1:21.682	+ 7.106	13:44:30.827	23 -	1:15.312	+ 0.736	14:09:05.647
11 -	1:29.361 P	+ 14.785	13:46:00.188	24 -	1:14.576		14:10:20.223
12 -	4:50.816	+ 3:36.240	13:50:51.004	25 -	1:39.431 P	+ 24.855	14:11:59.654
13 -	1:18.965	+ 4.389	13:52:09.969				
64	CUNNINGHAM / CUNNINGHAM P1 Seat Leon Supercopa - Mark Cunningham						
1 -	1:39.675	+ 23.907	13:26:49.034	13 -	4:43.664	+ 3:27.896	13:55:18.748
2 -	1:31.936	+ 16.168	13:28:20.970	14 -	1:17.090	+ 1.322	13:56:35.838
3 -	1:26.176	+ 10.408	13:29:47.146	15 -	1:16.457	+ 0.689	13:57:52.295
4 -	1:25.004	+ 9.236	13:31:12.150	16 -	1:16.392	+ 0.624	13:59:08.687
5 -	1:24.956	+ 9.188	13:32:37.106	17 -	1:21.957	+ 6.189	14:00:30.644
6 -	1:29.700	+ 13.932	13:34:06.806	18 -	1:16.758	+ 0.990	14:01:47.402
7 -	1:32.467 P	+ 16.699	13:35:39.273	19 -	1:20.293	+ 4.525	14:03:07.695
8 -	9:23.718	+ 8:07.950	13:45:02.991	20 -	1:17.019	+ 1.251	14:04:24.714
9 -	1:24.194	+ 8.426	13:46:27.185	21 -	1:19.226	+ 3.458	14:05:43.940
10 -	1:19.576	+ 3.808	13:47:46.761	22 -	1:15.832	+ 0.064	14:06:59.772
11 -	1:21.144	+ 5.376	13:49:07.905	23 -	1:15.768		14:08:15.540
12 -	1:27.179 P	+ 11.411	13:50:35.084	24 -	1:26.426 P	+ 10.658	14:09:41.966
65	OSBORNE / MAY P2 Seat Leon - James May						
1 -	1:39.521	+ 21.731	13:26:30.241	13 -	4:46.164	+ 3:28.374	13:50:54.749
2 -	1:26.572	+ 8.782	13:27:56.813	14 -	1:23.593	+ 5.803	13:52:18.342
3 -	1:23.857	+ 6.067	13:29:20.670	15 -	1:20.597	+ 2.807	13:53:38.939
4 -	1:31.321 P	+ 13.531	13:30:51.991	16 -	1:19.863	+ 2.073	13:54:58.802
5 -	5:39.364	+ 4:21.574	13:36:31.355	17 -	1:19.296	+ 1.506	13:56:18.098
6 -	1:20.929	+ 3.139	13:37:52.284	18 -	1:21.534	+ 3.744	13:57:39.632
7 -	1:21.043	+ 3.253	13:39:13.327	19 -	1:20.853	+ 3.063	13:59:00.485
8 -	1:20.334	+ 2.544	13:40:33.661	20 -	1:44.797 P	+ 27.007	14:00:45.282
9 -	1:26.011	+ 8.221	13:41:59.672	21 -	7:21.858	+ 6:04.068	14:08:07.140
10 -	1:18.195	+ 0.405	13:43:17.867	22 -	1:21.207	+ 3.417	14:09:28.347
11 -	1:17.790		13:44:35.657	23 -	1:32.691	+ 14.901	14:11:01.038
12 -	1:32.928 P	+ 15.138	13:46:08.585	24 -	1:31.495 P	+ 13.705	14:12:32.533
66	FENN / BARFF P1I Honda NSX - Robert Fenn						
1 -	1:39.859	+ 25.234	13:27:06.327	10 -	3:35.794	+ 2:21.169	13:52:20.034
2 -	1:43.561 P	+ 28.936	13:28:49.888	11 -	1:23.204	+ 8.579	13:53:43.238
3 -	11:43.421	+ 10:28.796	13:40:33.309	12 -	1:17.604	+ 2.979	13:55:00.842
4 -	1:24.184	+ 9.559	13:41:57.493	13 -	1:17.418	+ 2.793	13:56:18.260
5 -	1:16.626	+ 2.001	13:43:14.119	14 -	1:20.159	+ 5.534	13:57:38.419
6 -	1:34.003	+ 19.378	13:44:48.122	15 -	1:16.826	+ 2.201	13:58:55.245
7 -	1:18.743	+ 4.118	13:46:06.865	16 -	1:17.898	+ 3.273	14:00:13.143
8 -	1:14.625		13:47:21.490	17 -	1:26.473 P	+ 11.848	14:01:39.616
9 -	1:22.750 P	+ 8.125	13:48:44.240				
67	SMITH / AGEYTON P1I BMW M3 E90 - Mark Smith						
1 -	1:46.921	+ 32.387	13:27:08.794	15 -	1:15.746	+ 1.212	13:53:19.013
2 -	1:39.919	+ 25.385	13:28:48.713	16 -	1:26.741	+ 12.207	13:54:45.754
3 -	1:31.131	+ 16.597	13:30:19.844	17 -	1:16.363	+ 1.829	13:56:02.117

Weather / Track : Bright / Drying

Donington Park National
Circuit Length = 1.9791 miles
Start: 13:24 End: 14:15

**BRITCAR MSA BRITISH ENDURANCE CHAMPIONSHIP & BRITCAR DUNLOP PRODUCTION GTN
Championship**

QUALIFYING - RACE 16 - LAP ANALYSIS

4 -	1:20.647	+ 6.113	13:31:40.491	18 -	1:14.832	+ 0.298	13:57:16.949
5 -	1:29.915 P	+ 15.381	13:33:10.406	19 -	1:15.572	+ 1.038	13:58:32.521
6 -	3:42.453	+ 2:27.919	13:36:52.859	20 -	1:40.888 P	+ 26.354	14:00:13.409
7 -	1:21.190	+ 6.656	13:38:14.049	21 -	6:51.808	+ 5:37.274	14:07:05.217
8 -	1:20.885	+ 6.351	13:39:34.934	22 -	1:15.154	+ 0.620	14:08:20.371
9 -	1:16.797	+ 2.263	13:40:51.731	23 -	1:15.246	+ 0.712	14:09:35.617
10 -	1:18.185	+ 3.651	13:42:09.916	24 -	1:16.865	+ 2.331	14:10:52.482
11 -	1:17.592	+ 3.058	13:43:27.508	25 -	1:16.088	+ 1.554	14:12:08.570
12 -	1:19.503	+ 4.969	13:44:47.011	26 -	1:14.534		14:13:23.104
13 -	1:27.699 P	+ 13.165	13:46:14.710	27 -	1:15.101	+ 0.567	14:14:38.205
14 -	5:48.557	+ 4:34.023	13:52:03.267				
69	Dave ALLAN		P2 Honda Jazz - Synchro Motorsport				
1 -	1:29.720	+ 10.568	13:30:49.305	13 -	1:19.195	+ 0.043	13:50:34.840
2 -	1:27.974	+ 8.822	13:32:17.279	14 -	1:21.717	+ 2.565	13:51:56.557
3 -	1:22.654	+ 3.502	13:33:39.933	15 -	1:19.586	+ 0.434	13:53:16.143
4 -	1:24.016	+ 4.864	13:35:03.949	16 -	1:27.062 P	+ 7.910	13:54:43.205
5 -	1:24.180	+ 5.028	13:36:28.129	17 -	10:47.601	+ 9:28.449	14:05:30.806
6 -	1:20.853	+ 1.701	13:37:48.982	18 -	1:20.504	+ 1.352	14:06:51.310
7 -	1:27.137 P	+ 7.985	13:39:16.119	19 -	1:19.152		14:08:10.462
8 -	4:33.534	+ 3:14.382	13:43:49.653	20 -	1:19.546	+ 0.394	14:09:30.008
9 -	1:23.662	+ 4.510	13:45:13.315	21 -	1:19.671	+ 0.519	14:10:49.679
10 -	1:20.160	+ 1.008	13:46:33.475	22 -	1:20.442	+ 1.290	14:12:10.121
11 -	1:22.957	+ 3.805	13:47:56.432	23 -	1:26.948 P	+ 7.796	14:13:37.069
12 -	1:19.213	+ 0.061	13:49:15.645				
75	WILDS / HALES		P2 Mazda MX5 - Mazda Motors UK Ltd.				
1 -	1:37.418	+ 10.608	13:28:46.705	7 -	1:32.361 P	+ 5.551	13:39:40.676
2 -	1:36.341	+ 9.531	13:30:23.046	8 -	5:16.068	+ 3:49.258	13:44:56.744
3 -	1:33.875 P	+ 7.065	13:31:56.921	9 -	1:27.228	+ 0.418	13:46:23.972
4 -	3:16.711	+ 1:49.901	13:35:13.632	10 -	1:26.810		13:47:50.782
5 -	1:27.772	+ 0.962	13:36:41.404	11 -	1:41.326 P	+ 14.516	13:49:32.108
6 -	1:26.911	+ 0.101	13:38:08.315				
88	CLARKE / GIBSON		P1 BMW M3 E46 - Kevin Clarke				
1 -	1:38.559	+ 25.732	13:31:32.591	13 -	1:17.274	+ 4.447	13:54:04.374
2 -	1:30.016	+ 17.189	13:33:02.607	14 -	1:14.575	+ 1.748	13:55:18.949
3 -	1:26.306	+ 13.479	13:34:28.913	15 -	1:13.410	+ 0.583	13:56:32.359
4 -	1:34.994 P	+ 22.167	13:36:03.907	16 -	1:15.417	+ 2.590	13:57:47.776
5 -	5:35.549	+ 4:22.722	13:41:39.456	17 -	1:13.448	+ 0.621	13:59:01.224
6 -	1:19.937	+ 7.110	13:42:59.393	18 -	1:14.283	+ 1.456	14:00:15.507
7 -	1:14.350	+ 1.523	13:44:13.743	19 -	1:13.415	+ 0.588	14:01:28.922
8 -	1:14.001	+ 1.174	13:45:27.744	20 -	1:13.482	+ 0.655	14:02:42.404
9 -	1:13.027	+ 0.200	13:46:40.771	21 -	1:12.984	+ 0.157	14:03:55.388
10 -	1:12.827		13:47:53.598	22 -	1:13.673	+ 0.846	14:05:09.061
11 -	1:21.308 P	+ 8.481	13:49:14.906	23 -	1:22.534 P	+ 9.707	14:06:31.595
12 -	3:32.194	+ 2:19.367	13:52:47.100	24 -	7:54.312	+ 6:41.485	14:14:25.907

Weather / Track : Bright / Drying

Donington Park National
Circuit Length = 1.9791 miles
Start: 13:24 End: 14:15

Britcar MSA British Endurance Championship & Britcar Dunlop Production GTN Championship

RACE 16 - GRID - AMENDED

ROW 20	1:26.810 75 WILDS / HALES	
ROW 19	1:19.152 69 Dave ALLAN	1:19.701 61 Tim SAUNDERS
ROW 18	1:17.443 60 THOMAS / WOODMAN	1:17.790 65 OSBORNE / MAY
ROW 17	1:16.674 54 Adrian WATT	1:17.428 55 LAWSON / WILDS
ROW 16	1:15.768 64 CUNNINGHAM / CUNNINGHAM	1:16.430 45 TICEHURST / MILDENHALL
ROW 15	1:15.390 57 LUNN / BENNETT-BAGGS	1:15.761 22 FAIRBAIRN / MCLEAN / LITTLEJOHN
ROW 14	1:15.012 52 Simon PHILLIPS	1:15.165 56 DAY / PHIPPS
ROW 13	1:14.576 62 HOGARTH / HOGGARTH	1:14.625 66 FENN / BARFF
ROW 12	1:14.460 53 SMITH / SMITH	1:14.534 67 SMITH / AGEYTON
ROW 11	1:13.600 23 NORRIS-JONES / MUSSI	1:13.795 4 STINTON / TOMLINSON
ROW 10	1:11.981 31 GREEN / ADAMS / BYFORD	1:12.827 88 CLARKE / GIBSON
ROW 9	1:11.685 38 BARRETT / PERSSON / SHEPHERD	1:11.882 39 JONES / JONES / JONES
ROW 8	1:11.299 27 JAMES / HUGGINS	1:11.354 37 BAILEY / SCHULZ
ROW 7	1:10.840 28 ATKINSON / MACKINNON	1:11.197 5 MacGREGOR / WILCOX
ROW 6	1:10.622 7 MILLARD / HEWARD	1:10.772 46 HEADLAM / STANLEY
ROW 5	1:10.553 36 O'NEILL / FIORENTINO	1:10.572 26 HEAD / TILLEY
ROW 4	1:09.043 9 MUSTILL / BERRIDGE	1:09.407 1 GAMSKI / ROBINSON / GAW
ROW 3	1:08.522 6 WHITE / LOCKIE	1:08.628 30 van DONGEN / van der HOEK
ROW 2	1:08.335 2 McINERNEY / McINERNEY	1:08.466 21 WILKINS / SCOTT
ROW 1	1:06.798 3 MORCILLO / CINTRANO	1:08.082 17 KVETNANSKY / SEDLAK
	Pole	

Donington Park National
Circuit Length = 1.9791 miles

These results are provisional until the conclusion of any judicial and technical matters.

Clerk of Course :		Timekeeper :
-------------------	--	--------------

Britcar MSA British Endurance Championship & Britcar Dunlop Production GTN Championship

RACE 16 - INTERIM BULLETIN @ 1 HOUR

POS	NO	CL	NAME	ENTRY	LAPS	TIME	GAP	DIFF	MPH	BEST	ON	
1	3	1	MORCILLO / CINTRANO	Mosler MT900 - Javier Morcillo	51	59:05.618			102.48	1:07.726	4	
2	6	1	WHITE / LOCKIE	Mosler MT900R - Paul White	51	59:54.093	48.475	48.475	101.09	1:08.981	43	
3	1	1	GAMSKI / ROBINSON / GAW	Ferrari 430 GTC - Witt Gamski	50	59:02.211	1 lap	1 lap	100.56	1:08.972	43	
4	9	1	MUSTILL / BERRIDGE	Aquila CR1 - Nigel Mustill	50	59:38.141	1 lap		35.930	99.55	1:08.667	4
5	2	1	McINERNEY / McINERNEY	Ferrari 430 GTC - Sean McInerney	48	58:07.698	3 laps	2 laps	98.05	1:10.890	42	
6	26	2	HEAD / TILLEY	Marcos Mantis - Topcat Racing	48	58:55.212	3 laps		47.514	96.73	1:11.898	5
7	36	3	O'NEILL / FIORENTINO	Marcos Mantis - Top Cats Racing	48	58:56.193	3 laps	0.981	96.70	1:11.472	5	
8	17	11	KVETNANSKY / SEDLAK	Praga R4S - Race4Slovakia	48	59:39.720	3 laps	43.527	95.53	1:08.243	4	
9	39	3	JONES / JONES / JONES	Porsche 997 GT3 Cup - Eurotech Racing	48	59:45.099	3 laps	5.379	95.39	1:12.590	47	
10	31	2	GREEN / ADAMS / BYFORD	Ferrari 359 - Martin Byford	47	59:15.908	4 laps	1 lap	94.16	1:13.265	3	
11	88	P1	CLARKE / GIBSON	BMW M3 E46 - Kevin Clarke	47	59:25.478	4 laps	9.570	93.91	1:13.775	40	
12	38	3	BARRETT / PERSSON / SHEPHE	Porsche 997 Cup - Rod Barrett	47	59:52.839	4 laps	27.361	93.20	1:11.704	24	
13	21	2	WILKINS / SCOTT	Dodge Viper - GT3 Racing	46	58:53.648	5 laps	1 lap	92.74	1:09.202	21	
14	4	31	STINTON / TOMLINSON	Ginetta G55 - Stark Racing	46	58:57.627	5 laps	3.979	92.64	1:14.872	28	
15	64	P1	CUNNINGHAM / CUNNINGHAM	Seat Leon Supercopa - Mark Cunningham	46	59:00.362	5 laps	2.735	92.57	1:15.269	6	
16	27	2	JAMES / HUGGINS	Lamborghini GT3 - Backdraft	46	59:09.817	5 laps	9.455	92.32	1:11.869	6	
17	37	3	BAILEY / SCHULZ	Ferrari 430 Challenge - Paul Bailey	46	59:14.459	5 laps	4.642	92.20	1:11.018	21	
18	67	P11	SMITH / AGEYTON	BMW M3 E90 - Mark Smith	46	59:14.565	5 laps	0.106	92.20	1:15.256	26	
19	22	31	FAIRBAIRN / MCLEAN / LITTLEJ	Porsche 98 93 RSR - Peter Fairbairn	46	59:15.330	5 laps	0.765	92.18	1:14.834	26	
20	23	3	NORRIS-JONES / MUSSI	Lotus Exige - Dan Norris-Jones	46	59:15.858	5 laps	0.528	92.16	1:15.141	7	
21	52	P1	Simon PHILLIPS	Lotus Elise S2 - Simon Phillips	45	58:31.347	6 laps	1 lap	91.30	1:15.121	6	
22	57	P1	LUNN / BENNETT-BAGGS	BMW M3 E46 - Jensen Lunn	45	58:50.364	6 laps	19.017	90.81	1:16.331	44	
23	54	P11	Adrian WATT	BMW M3 E36 - Adrian Watt	45	58:57.429	6 laps	7.065	90.63	1:16.579	19	
24	28	2	ATKINSON / MACKINNON	Lamborghini GT3 - Backdraft	45	59:18.064	6 laps	20.635	90.10	1:10.242	28	
25	45	P1	TICEHURST / MILDENHALL	Mazda MX5 - Mazda Motors UK	45	59:19.095	6 laps	1.031	90.08	1:16.571	20	
26	56	P1	DAY / PHIPPS	BMW M3 E46 - Paul Phipps	44	56:57.235	7 laps	1 lap	91.73	1:15.070	26	
27	65	P2	OSBORNE / MAY	Seat Leon - James May	43	58:08.863	8 laps	1 lap	87.81	1:19.556	12	
28	61	P2	Tim SAUNDERS	Honda Civic Type R - Tim Saunders	43	59:02.092	8 laps	53.229	86.49	1:20.034	8	
29	55	P2	LAWSON / WILDS	BMW E36 - Ian Lawson	42	58:42.734	9 laps	1 lap	84.94	1:18.926	42	
30	5	1	MacGREGOR / WILCOX	Ultima GTR - MacG Racing	41	59:09.723	10 laps	1 lap	82.29	1:10.919	5	
31	7	1	MILLARD / HEWARD	Rapier 6 SR2 - Ian Heward	41	59:32.094	10 laps	22.371	81.77	1:09.619	41	
32	75	P2	WILDS / HALES	Mazda MX5 - Mazda Motors UK Ltd.	41	59:32.449	10 laps	0.355	81.76	1:24.811	12	
33	53	P1	SMITH / SMITH	Ginetta G50 - Peter Smith	36	50:28.700	15 laps	5 laps	84.68	1:14.930	20	
34	46	3	HEADLAM / STANLEY	Lotus Elise Series 1 - Chris Hedlam	28	55:14.347	23 laps	8 laps	60.18	1:12.891	5	
35	69	P2	Dave ALLAN	Honda Jazz - Synchro Motorsport	26	59:03.947	25 laps	2 laps	52.26	1:20.475	26	
36	60	P1	THOMAS / WOODMAN	Ginetta G50 - BPM Racing Limited	17	26:18.733	34 laps	9 laps	76.71	1:20.117	16	
37	66	P11	FENN / BARFF	Honda NSX - Robert Fenn	13	17:03.524	38 laps	4 laps	90.49	1:16.109	6	
38	62	P1	HOGARTH / HOGGARTH	SuperCopa - Bernard Hogarth	3	21:30.499	48 laps	10 laps	16.56			

FASTEST LAP

3	1	MORCILLO / CINTRANO	Mosler MT900 - Javier Morcillo	4	1:07.726	105.19 mph	169.29 kph
17	11	KVETNANSKY / SEDLAK	Praga R4S - Race4Slovakia	4	1:08.243	104.40 mph	168.01 kph
21	2	WILKINS / SCOTT	Dodge Viper - GT3 Racing	21	1:09.202	102.95 mph	165.68 kph
37	3	BAILEY / SCHULZ	Ferrari 430 Challenge - Paul Bailey	21	1:11.018	100.32 mph	161.45 kph
88	P1	CLARKE / GIBSON	BMW M3 E46 - Kevin Clarke	40	1:13.775	96.57 mph	155.41 kph
22	31	FAIRBAIRN / MCLEAN / LITTLEJ	Porsche 98 93 RSR - Peter Fairbairn	26	1:14.834	95.20 mph	153.21 kph
67	P11	SMITH / AGEYTON	BMW M3 E90 - Mark Smith	26	1:15.256	94.67 mph	152.35 kph
55	P2	LAWSON / WILDS	BMW E36 - Ian Lawson	42	1:18.926	90.26 mph	145.27 kph

Donington Park National
Circuit Length = 1.9791 miles
Start: 15:13 End: 00:00

These results are provisional until the conclusion of any judicial and technical matters.

Clerk of Course :	Timekeeper :
-------------------	--------------

Britcar Dunlop Production GTN Championship

RACE 16 - CLASSIFICATION

POS	NO	CL	NAME	ENTRY	LAPS	TIME	GAP	DIFF	MPH	BEST	ON
1	88	P1	CLARKE / GIBSON	BMW M3 E46 - Kevin Clarke	93	2:00:18.706			91.78	1:13.329	55
2	57	P1	LUNN / BENNETT-BAGGS	BMW M3 E46 - Jensen Lunn	92	2:01:07.194	1 lap	1 lap	90.19	1:15.034	79
3	45	P1	TICEHURST / MILDENHALL	Mazda MX5 - Mazda Motors UK	90	2:00:29.683	3 laps	2 laps	88.69	1:16.571	20
4	64	P1	CUNNINGHAM / CUNNINGHAM	Seat Leon Supercopa - Mark Cunningham	90	2:01:14.811	3 laps	45.128	88.14	1:15.269	6
5	54	P1I	Adrian WATT	BMW M3 E36 - Adrian Watt	90	2:02:44.416	3 laps	1:29.605	87.06	1:16.579	19
6	65	P2	OSBORNE / MAY	Seat Leon - James May	87	2:00:54.515	6 laps	3 laps	85.44	1:18.945	60
7	55	P2	LAWSON / WILDS	BMW E36 - Ian Lawson	87	2:03:24.330	6 laps	2:29.815	85.63	1:17.796	82
8	61	P2	Tim SAUNDERS	Honda Civic Type R - Tim Saunders	86	2:01:43.280	7 laps	1 lap	83.89	1:20.034	8
9	67	P1I	SMITH / AGEYTON	BMW M3 E90 - Mark Smith	84	1:59:04.810	9 laps	2 laps	85.75	1:15.256	26
10	75	P2	WILDS / HALES	Mazda MX5 - Mazda Motors UK Ltd.	82	2:00:38.866	11 laps	2 laps	80.70	1:24.811	12
11	52	P1	Simon PHILLIPS	Lotus Elise S2 - Simon Phillips	80	2:01:05.701	13 laps	2 laps	78.44	1:15.121	6
12	69	P2	Dave ALLAN	Honda Jazz - Synchro Motorsport	69	1:57:14.210	24 laps	11 laps	69.88	1:19.281	48

NOT CLASSIFIED

<i>DNC</i>	56	P1	DAY / PHIPPS	BMW M3 E46 - Paul Phipps	61	1:29:32.453	32 laps	8 laps	83.54	1:15.070	26
<i>DNC</i>	53	P1	SMITH / SMITH	Ginetta G50 - Peter Smith	36	50:28.700	57 laps	25 laps	84.68	1:14.930	20
<i>DNC</i>	60	P1	THOMAS / WOODMAN	Ginetta G50 - BPM Racing Limited	17	26:18.733	76 laps	19 laps	76.71	1:20.117	16
<i>DNC</i>	66	P1I	FENN / BARFF	Honda NSX - Robert Fenn	13	17:03.524	80 laps	4 laps	90.49	1:16.109	6
<i>DNC</i>	62	P1	HOGARTH / HOGGARTH	SuperCopa - Bernard Hogarth	4	1:12:12.789	89 laps	9 laps	6.57		

FASTEST LAP

88	P1	CLARKE / GIBSON	BMW M3 E46 - Kevin Clarke	55	1:13.329	97.15 mph	156.36 kph
67	P1I	SMITH / AGEYTON	BMW M3 E90 - Mark Smith	26	1:15.256	94.67 mph	152.35 kph
55	P2	LAWSON / WILDS	BMW E36 - Ian Lawson	82	1:17.796	91.58 mph	147.38 kph

Cars 55, 56 + 67 - 2 lap penalties - Excess speed in the pit lane

Donington Park National
Circuit Length = 1.9791 miles
Start: 15:13 End: 00:00

These results are provisional until the conclusion of any judicial and technical matters.

Clerk of Course :	Timekeeper :
-------------------	--------------

Britcar Dunlop Production GTN Championship

RACE 16 - LAP CHART

Lap 1			Lap 2			Lap 3			Lap 4			Lap 5		
No	Behind	Laptime	No	Behind	Laptime	No	Behind	Laptime	No	Behind	Laptime	No	Behind	Laptime
88		1:25.437	88		1:17.181	88		1:14.483	88		1:14.732	88		1:16.035
53	5.787	1:31.224	64	7.597	1:18.446	64	9.548	1:16.434	64	10.517	1:15.701	64	9.839	1:15.357
52	5.793	1:31.230	52	11.973	1:23.361	52	13.690	1:16.200	52	14.575	1:15.617	52	13.913	1:15.373
56	6.125	1:31.562	56	13.302	1:24.358	67	14.781	1:15.606	67	16.506	1:16.457	67	16.012	1:15.541
64	6.332	1:31.769	53	13.320	1:24.714	56	16.364	1:17.545	56	18.908	1:17.276	56	19.303	1:16.430
66	6.598	1:32.035	67	13.658	1:19.714	45	18.489	1:18.917	66	20.895	1:16.234	66	21.013	1:16.153
45	9.405	1:34.842	45	14.055	1:21.831	66	19.393	1:19.633	45	21.803	1:18.046	45	23.827	1:18.059
67	11.125	1:36.562	66	14.243	1:24.826	54	23.039	1:21.331	54	25.813	1:17.506	54	27.292	1:17.514
57	12.110	1:37.547	57	15.038	1:20.109	53	23.895	1:25.058	57	28.601	1:19.151	57	31.549	1:18.983
65	12.641	1:38.078	54	16.191	1:19.532	57	24.182	1:23.627	65	32.131	1:22.331	65	36.521	1:20.425
54	13.840	1:39.277	65	16.476	1:21.016	65	24.532	1:22.539	55	34.598	1:23.338	55	39.565	1:21.002
62	14.208	1:39.645	55	18.779	1:21.609	55	25.992	1:21.696	53	35.136	1:25.973	61	43.331	1:22.624
55	14.351	1:39.788	60	20.013	1:22.293	60	26.890	1:21.360	61	36.742	1:21.776	53	44.595	1:25.494
60	14.901	1:40.338	61	21.933	1:23.602	61	29.698	1:22.248	60	49.364	1:37.206	75	1:04.289	1:28.293
61	15.512	1:40.949	75	27.655	1:26.249	75	39.629	1:26.457	75	52.031	1:27.134	60	1:08.596	1:35.267
75	18.587	1:44.024	62	32.950	1:35.923 P									

Donington Park National
 Circuit Length = 1.9791 miles
 Start: 15:13 End: 00:00

RACE 16 - LAP CHART

Lap 6			Lap 7			Lap 8			Lap 9			Lap 10		
No	Behind	Laptime	No	Behind	Laptime	No	Behind	Laptime	No	Behind	Laptime	No	Behind	Laptime
88		1:14.943	88		1:16.393	88		1:15.018	88		1:14.890	88		1:16.134
64	10.165	1:15.269	60	1 LAP	1:24.937	60	1 LAP	1:21.870	64	12.769	1:16.473	53	1 LAP	1:24.427
52	14.091	1:15.121	64	9.188	1:15.416	64	11.186	1:17.016	52	16.623	1:16.758	64	12.476	1:15.841
67	17.187	1:16.118	52	13.079	1:15.381	75	1 LAP	1:27.823	60	1 LAP	1:23.278	52	18.852	1:18.363
56	20.322	1:15.962	67	16.801	1:16.007	52	14.755	1:16.694	67	21.942	1:17.717	67	22.931	1:17.123
66	22.179	1:16.109	56	20.214	1:16.285	67	19.115	1:17.332	56	23.421	1:17.495	60	1 LAP	1:22.532
45	27.270	1:18.386	66	22.400	1:16.614	56	20.816	1:15.620	75	1 LAP	1:27.880	56	24.012	1:16.725
54	30.140	1:17.791	45	30.021	1:19.144	66	24.516	1:17.134	66	27.454	1:17.828	66	28.466	1:17.146
57	35.020	1:18.414	54	32.149	1:18.402	45	33.462	1:18.459	45	36.419	1:17.847	75	1 LAP	1:25.958
65	41.937	1:20.359	57	36.886	1:18.259	54	34.832	1:17.701	54	37.283	1:17.341	45	37.636	1:17.351
55	44.853	1:20.231	65	45.643	1:20.099	57	41.230	1:19.362	57	43.946	1:17.606	54	38.147	1:16.998
61	49.587	1:21.199	55	48.988	1:20.528	65	51.380	1:20.755	65	56.402	1:19.912	57	47.076	1:19.264
53	54.871	1:25.219	61	54.255	1:21.061	55	54.644	1:20.674	55	1:00.084	1:20.330	65	1:00.711	1:20.443
75	1:15.695	1:26.349	53	1:03.247	1:24.769	61	59.271	1:20.034	61	1:07.132	1:22.751	55	1:03.173	1:19.223
						53	1:12.709	1:24.480				61	1:13.425	1:22.427

B6 f]WUf'8 i b`cd'DfcXi W]cb'; HB'7\ Ua d]cbg\]d

RACE 16 - LAP CHART

Lap 11			Lap 12			Lap 13			Lap 14			Lap 15		
No	Behind	Laptime	No	Behind	Laptime	No	Behind	Laptime	No	Behind	Laptime	No	Behind	Laptime
88		1:15.044	88		1:15.189	88		1:16.919	88		1:15.531	88		1:16.986
64	15.181	1:17.749	61	1 LAP	1:21.034	61	1 LAP	1:20.821	55	1 LAP	1:20.499	65	1 LAP	1:21.093
53	1 LAP	1:25.247	64	15.981	1:15.989	64	14.999	1:15.937	61	1 LAP	1:21.421	55	1 LAP	1:20.313
52	20.399	1:16.591	52	24.341	1:19.131	67	25.802	1:17.493	64	16.346	1:16.878	64	15.746	1:16.386
67	23.520	1:15.633	67	25.228	1:16.897	52	26.684	1:19.262	67	26.321	1:16.050	61	1 LAP	1:21.075
56	27.939	1:18.971	53	1 LAP	1:26.226	56	30.091	1:17.468	52	27.629	1:16.476	67	25.881	1:16.546
60	1 LAP	1:21.262	56	29.542	1:16.792	66	31.126	1:16.363	56	33.370	1:18.810	52	29.658	1:19.015
66	30.380	1:16.958	66	31.682	1:16.491	53	1 LAP	1:26.796	53	1 LAP	1:24.393	56	34.181	1:17.797
45	42.532	1:19.940	60	1 LAP	1:21.558	60	1 LAP	1:21.240	60	1 LAP	1:21.364	54	50.736	1:19.829
54	43.190	1:20.087	54	45.301	1:17.300	54	45.918	1:17.536	54	47.893	1:17.506	45	51.864	1:19.706
75	1 LAP	1:25.938	45	45.616	1:18.273	45	47.408	1:18.711	45	49.144	1:17.267	60	1 LAP	1:24.917
57	49.253	1:17.221	57	54.068	1:20.004	57	55.454	1:18.305	57	57.267	1:17.344	57	58.866	1:18.585
65	1:05.617	1:19.950	75	1 LAP	1:25.244	75	1 LAP	1:24.811	75	1 LAP	1:25.372	53	1 LAP	1:38.564 P
55	1:07.738	1:19.609	65	1:09.984	1:19.556	65	1:13.435	1:20.370						
			55	1:12.705	1:20.156									

Donington Park National
 Circuit Length = 1.9791 miles
 Start: 15:13 End: 00:00

6 f]HWUf'8 i b`cd'DfcXi W]cb'; HB'7\ Ua d]cbg\]d'

RACE 16 - LAP CHART

Lap 16			Lap 17			Lap 18			Lap 19			Lap 20		
No	Behind	Laptime	No	Behind	Laptime	No	Behind	Laptime	No	Behind	Laptime	No	Behind	Laptime
88		1:16.122	88		1:15.233	88		1:14.970	88		1:14.919	88		1:14.791
65	1 LAP	1:19.914	65	1 LAP	1:19.826	65	1 LAP	1:20.819	65	1 LAP	1:21.139	64	26.984	1:17.372
75	2 LAPS	1:26.402	55	1 LAP	1:19.833	55	1 LAP	1:20.027	55	1 LAP	1:20.250	65	1 LAP	1:21.183
55	1 LAP	1:19.783	75	2 LAPS	1:25.340	64	22.180	1:19.936	64	24.403	1:17.142	55	1 LAP	1:21.313
64	16.258	1:16.634	64	17.214	1:16.189	75	2 LAPS	1:26.523	53	3 LAPS	1:15.347	53	3 LAPS	1:16.885
69	15 LAPS	20:38.322	69	15 LAPS	1:25.700	53	3 LAPS	3:08.817	67	34.839	1:17.935	67	36.074	1:16.026
61	1 LAP	1:22.265	67	29.838	1:17.322	67	31.823	1:16.955	52	37.947	1:15.709	52	39.816	1:16.660
67	27.749	1:17.990	61	1 LAP	1:22.364	52	37.157	1:19.094	56	39.354	1:16.435	56	41.888	1:17.325
52	31.752	1:18.216	52	33.033	1:16.514	69	15 LAPS	1:24.668	75	2 LAPS	1:27.661	75	2 LAPS	1:26.769
56	34.290	1:16.231	56	34.943	1:15.886	56	37.838	1:17.865	61	1 LAP	1:22.957	61	1 LAP	1:21.988
54	53.217	1:18.603	54	55.124	1:17.140	61	1 LAP	1:22.603	69	15 LAPS	1:29.393 P	60	3 LAPS	3:37.298 P
45	54.362	1:18.620	45	57.147	1:18.018	54	59.003	1:18.849	54	1:00.663	1:16.579	54	1:02.507	1:16.635
60	1 LAP	1:21.896	57	1:02.549	1:17.452	45	59.422	1:17.245	45	1:01.718	1:17.215	45	1:03.498	1:16.571
57	1:00.330	1:17.586	60	1 LAP	1:20.117	57	1:04.043	1:16.464	57	1:05.546	1:16.422	57	1:07.318	1:16.563
62	13 LAPS	18:14.931 P												

Donington Park National
 Circuit Length = 1.9791 miles
 Start: 15:13 End: 00:00

6 f]WUf'8 i b`cd'DfcXi W]cb'; HB'7\ Ua d]cbg\]d

FACE 16 - LAP CHART

Lap 21			Lap 22			Lap 23			Lap 24			Lap 25		
No	Behind	Laptime	No	Behind	Laptime	No	Behind	Laptime	No	Behind	Laptime	No	Behind	Laptime
88		1:16.618	88		1:15.378	88		1:15.231	88		1:16.334	88		1:18.170
64	26.383	1:16.017	64	28.070	1:17.065	64	28.197	1:15.358	75	3 LAPS	1:26.439	61	2 LAPS	1:21.096
65	1 LAP	1:20.445	53	3 LAPS	1:15.452	53	3 LAPS	1:14.930	64	29.007	1:17.144	69	19 LAPS	3:00.915
53	3 LAPS	1:17.854	65	1 LAP	1:20.233	67	42.158	1:17.001	53	3 LAPS	1:15.518	75	3 LAPS	1:27.878
55	1 LAP	1:22.300	67	40.388	1:19.210	65	1 LAP	1:21.053	67	41.542	1:15.718	64	26.915	1:16.078
67	36.556	1:17.100	55	1 LAP	1:21.598	52	46.409	1:18.673	65	1 LAP	1:19.984	53	3 LAPS	1:16.238
52	41.000	1:17.802	52	42.967	1:17.345	55	1 LAP	1:21.173	52	47.414	1:17.339	67	39.351	1:15.979
56	41.926	1:16.656	56	43.336	1:16.788	56	47.220	1:19.115	56	47.708	1:16.822	56	45.723	1:16.185
61	1 LAP	1:23.341	69	17 LAPS	3:51.537 P	54	1:07.982	1:17.398	55	1 LAP	1:20.375	52	47.703	1:18.459
54	1:02.621	1:16.732	54	1:05.815	1:18.572	57	1:12.363	1:18.478	54	1:09.751	1:18.103	65	1 LAP	1:21.970
75	2 LAPS	1:26.041	61	1 LAP	1:20.958	61	1 LAP	1:22.095	57	1:13.092	1:17.063	55	1 LAP	1:19.564
45	1:04.467	1:17.587	45	1:07.156	1:18.067	45	1:13.533	1:21.608	45	1:15.243	1:18.044	54	1:09.108	1:17.527
57	1:07.397	1:16.697	57	1:09.116	1:17.097							57	1:11.522	1:16.600
			75	2 LAPS	1:26.233							45	1:14.603	1:17.530

Donington Park National
 Circuit Length = 1.9791 miles
 Start: 15:13 End: 00:00

Britcar Dunlop Production GTN'7\ Ua d]cbg\ jd

RACE 16 - LAP CHART

Lap 26			Lap 27			Lap 28			Lap 29			Lap 30		
No	Behind	Laptime	No	Behind	Laptime	No	Behind	Laptime	No	Behind	Laptime	No	Behind	Laptime
88		1:17.104	88		1:16.832	88		1:15.877	88		1:16.799	88		1:16.423
61	2 LAPS	1:22.120	45	1 LAP	1:19.762	45	1 LAP	1:19.115	45	1 LAP	1:19.760	57	1 LAP	1:18.754
69	19 LAPS	1:21.786	61	2 LAPS	1:21.195	61	2 LAPS	1:22.405	61	2 LAPS	1:22.894	45	1 LAP	1:18.360
64	25.771	1:15.960	69	19 LAPS	1:20.794	69	19 LAPS	1:21.292	64	23.501	1:16.100	64	23.734	1:16.656
75	3 LAPS	1:27.572	64	24.548	1:15.609	64	24.200	1:15.529	69	19 LAPS	1:20.715	61	2 LAPS	1:21.071
53	3 LAPS	1:15.305	53	3 LAPS	1:16.701	53	3 LAPS	1:15.665	53	3 LAPS	1:15.252	53	3 LAPS	1:16.349
67	37.503	1:15.256	67	36.300	1:15.629	67	36.899	1:16.476	67	36.378	1:16.278	69	19 LAPS	1:23.318
56	43.689	1:15.070	75	3 LAPS	1:26.476	56	45.555	1:18.902	56	44.759	1:16.003	67	36.206	1:16.251
52	48.384	1:17.785	56	42.530	1:15.673	75	3 LAPS	1:26.748	52	56.663	1:20.336	56	44.675	1:16.339
65	1 LAP	1:19.757	52	50.110	1:18.558	52	53.126	1:18.893	75	3 LAPS	1:27.188	52	58.570	1:18.330
55	1 LAP	1:20.151	65	1 LAP	1:20.391	65	1 LAP	1:19.721	65	1 LAP	1:21.355	75	3 LAPS	1:25.715
54	1:09.383	1:17.379	55	1 LAP	1:21.697	55	1 LAP	1:20.515	55	1 LAP	1:20.389	65	1 LAP	1:21.764
57	1:13.504	1:19.086	54	1:11.182	1:18.631	54	1:12.713	1:17.408	54	1:15.128	1:19.214	55	1 LAP	1:21.848
			57	1:13.855	1:17.183	57	1:15.018	1:17.040						

Donington Park National
 Circuit Length = 1.9791 miles
 Start: 15:13 End: 00:00

Britcar Dunlop Production GTN'7\ Ua d]cbg\]d

RACE 16 - LAP CHART

Lap 31			Lap 32			Lap 33			Lap 34			Lap 35		
No	Behind	Laptime	No	Behind	Laptime	No	Behind	Laptime	No	Behind	Laptime	No	Behind	Laptime
88		1:15.613	88		1:17.194	88		1:16.243	88		1:16.507	88		1:15.268
54	1 LAP	1:17.812	55	2 LAPS	1:19.625	65	2 LAPS	1:20.940	54	1 LAP	1:17.689	57	1 LAP	1:17.410
57	1 LAP	1:16.899	54	1 LAP	1:18.079	54	1 LAP	1:19.889	57	1 LAP	1:17.347	54	1 LAP	1:19.006
45	1 LAP	1:19.683	57	1 LAP	1:17.710	55	2 LAPS	1:21.378	65	2 LAPS	1:20.239	65	2 LAPS	1:20.059
64	23.997	1:15.876	75	4 LAPS	1:27.176	57	1 LAP	1:20.011	55	2 LAPS	1:20.469	55	2 LAPS	1:20.876
53	3 LAPS	1:15.824	45	1 LAP	1:17.828	75	4 LAPS	1:26.095	45	1 LAP	1:18.954	45	1 LAP	1:17.854
61	2 LAPS	1:22.391	64	23.502	1:16.699	45	1 LAP	1:17.594	64	22.428	1:15.389	64	25.185	1:18.025
67	38.327	1:17.734	53	3 LAPS	1:16.566	64	23.546	1:16.287	75	4 LAPS	1:25.954	53	3 LAPS	1:15.573
69	19 LAPS	1:21.855	67	37.682	1:16.549	53	3 LAPS	1:15.225	53	3 LAPS	1:17.581	75	4 LAPS	1:26.293
56	46.350	1:17.288	61	2 LAPS	1:22.257	67	38.854	1:17.415	67	37.686	1:15.339	67	38.874	1:16.456
52	1:01.904	1:18.947	69	19 LAPS	1:21.487	61	2 LAPS	1:21.550	56	49.755	1:17.792	56	51.917	1:17.430
65	1 LAP	1:21.078	56	46.666	1:17.510	69	19 LAPS	1:20.845	61	2 LAPS	1:22.519	61	2 LAPS	1:22.770
			52	1:02.262	1:17.552	56	48.470	1:18.047	69	19 LAPS	1:22.781	69	19 LAPS	1:22.439
						52	1:03.398	1:17.379	52	1:04.373	1:17.482	52	1:06.200	1:17.095

Donington Park National
 Circuit Length = 1.9791 miles
 Start: 15:13 End: 00:00

Britcar Dunlop Production GTN'7\ Ua d]cbg\]d

RACE 16 - LAP CHART

Lap 36			Lap 37			Lap 38			Lap 39			Lap 40		
No	Behind	Laptime	No	Behind	Laptime	No	Behind	Laptime	No	Behind	Laptime	No	Behind	Laptime
88		1:14.874	88		1:14.837	88		1:14.529	88		1:15.923	88		1:13.775
57	1 LAP	1:17.676	57	1 LAP	1:16.954	57	1 LAP	1:18.730	61	3 LAPS	1:21.709	52	1 LAP	1:19.052
54	1 LAP	1:17.461	54	1 LAP	1:18.056	54	1 LAP	1:18.379	69	20 LAPS	1:21.296	75	5 LAPS	1:27.800
65	2 LAPS	1:20.354	65	2 LAPS	1:19.843	65	2 LAPS	1:20.289	57	1 LAP	1:16.940	61	3 LAPS	1:20.278
55	2 LAPS	1:21.310	45	1 LAP	1:19.027	64	32.380	1:18.673	54	1 LAP	1:18.372	69	20 LAPS	1:20.954
45	1 LAP	1:18.701	64	28.236	1:16.534	45	1 LAP	1:20.615	65	2 LAPS	1:20.040	57	1 LAP	1:16.718
64	26.539	1:16.228	55	2 LAPS	1:21.195	53	3 LAPS	1:17.041	64	35.277	1:18.820	54	1 LAP	1:17.433
53	3 LAPS	1:18.072	53	3 LAPS	1:16.773	55	2 LAPS	1:23.632	45	1 LAP	1:20.521	64	37.572	1:16.070
67	41.026	1:17.026	67	42.189	1:16.000	67	43.725	1:16.065	55	2 LAPS	1:20.974	65	2 LAPS	1:21.051
75	4 LAPS	1:27.074	56	56.594	1:17.177	56	1:00.096	1:18.031	67	44.543	1:16.741	45	1 LAP	1:17.286
56	54.254	1:17.211	75	4 LAPS	1:27.173	75	4 LAPS	1:26.520	53	3 LAPS	1:43.148 P	67	48.582	1:17.814
61	2 LAPS	1:22.311	61	2 LAPS	1:20.630	52	1:15.909	1:18.128	56	1:02.191	1:18.018	55	2 LAPS	1:26.985 P
69	19 LAPS	1:21.130	52	1:12.310	1:17.603							56	1:04.893	1:16.477
52	1:09.544	1:18.218	69	19 LAPS	1:21.733									

Donington Park National
 Circuit Length = 1.9791 miles
 Start: 15:13 End: 00:00

Britcar Dunlop Production GTN'7\ Ua d]cbg\ jd

RACE 16 - LAP CHART

Lap 41			Lap 42			Lap 43			Lap 44			Lap 45		
No	Behind	Laptime	No	Behind	Laptime	No	Behind	Laptime	No	Behind	Laptime	No	Behind	Laptime
88		1:14.141	88		1:14.649	88		1:16.409	88		1:16.687	88		1:14.949
52	1 LAP	1:17.300	52	1 LAP	1:16.951	52	1 LAP	1:17.744	52	1 LAP	1:17.669	52	1 LAP	1:18.290
61	3 LAPS	1:20.722	61	3 LAPS	1:20.503	55	4 LAPS	3:05.920	55	4 LAPS	1:20.753	55	4 LAPS	1:20.879
69	20 LAPS	1:21.285	69	20 LAPS	1:20.788	61	3 LAPS	1:21.498	61	3 LAPS	1:20.778	57	1 LAP	1:16.331
75	5 LAPS	1:27.835	57	1 LAP	1:18.232	57	1 LAP	1:18.586	57	1 LAP	1:16.426	61	3 LAPS	1:21.914
57	1 LAP	1:16.851	75	5 LAPS	1:25.527	69	20 LAPS	1:25.593	54	1 LAP	1:18.101	54	1 LAP	1:18.191
54	1 LAP	1:18.161	54	1 LAP	1:17.357	54	1 LAP	1:18.976	69	20 LAPS	1:20.508	69	20 LAPS	1:22.338
64	38.854	1:15.423	64	40.957	1:16.752	64	42.098	1:17.550	64	44.997	1:19.586	64	47.257	1:17.209
65	2 LAPS	1:19.964	65	2 LAPS	1:20.384	75	5 LAPS	1:28.597	67	56.197	1:16.984	67	59.461	1:18.213
45	1 LAP	1:19.696	45	1 LAP	1:19.876	67	55.900	1:17.925	75	5 LAPS	1:28.738	45	1 LAP	1:19.604
67	50.482	1:16.041	67	54.384	1:18.551	45	1 LAP	1:19.667	45	1 LAP	1:19.108	75	5 LAPS	1:27.068
56	1:06.264	1:15.512	56	1:08.277	1:16.662	65	2 LAPS	1:21.720	65	2 LAPS	1:20.952	65	2 LAPS	1:25.470 P
						56	1:08.913	1:17.045	56	1:14.870	1:22.644 P			

Donington Park National
 Circuit Length = 1.9791 miles
 Start: 15:13 End: 00:00

Britcar Dunlop Production GTN'7\ Ua d]cbg\ jd

RACE 16 - LAP CHART

Lap 46			Lap 47			Lap 48			Lap 49			Lap 50		
No	Behind	Laptime	No	Behind	Laptime	No	Behind	Laptime	No	Behind	Laptime	No	Behind	Laptime
88		1:14.189	88		1:13.975	88		1:14.242	88		1:15.429	88		1:15.448
52	1 LAP	1:17.651	75	6 LAPS	1:26.082	45	2 LAPS	1:26.919 P	67	1 LAP	1:27.627 P	65	6 LAPS	5:07.029
55	4 LAPS	1:18.926	55	4 LAPS	1:19.026	75	6 LAPS	1:25.489	57	3 LAPS	3:15.130	57	3 LAPS	1:16.223
57	1 LAP	1:21.277 P	52	1 LAP	1:35.246 P	55	4 LAPS	1:19.701	75	6 LAPS	1:25.324	61	6 LAPS	4:31.965
54	1 LAP	1:20.046	54	1 LAP	1:18.336	64	53.521	1:16.123	55	4 LAPS	1:19.287	75	6 LAPS	1:31.241 P
64	48.859	1:15.791	64	51.640	1:16.756	54	1 LAP	1:18.228	64	54.372	1:16.280	45	3 LAPS	3:08.877
61	3 LAPS	1:27.888 P	69	20 LAPS	1:21.122	69	20 LAPS	1:21.159	54	1 LAP	1:18.111	55	4 LAPS	1:19.433
69	20 LAPS	1:20.475	56	2 LAPS	3:32.589	56	2 LAPS	1:19.473	56	2 LAPS	1:18.415	64	58.862	1:19.938 P
67	1:03.062	1:17.790	67	1:07.571	1:18.484				69	20 LAPS	1:22.164	54	1 LAP	1:18.711
45	1 LAP	1:18.800										69	20 LAPS	1:24.896

Donington Park National
 Circuit Length = 1.9791 miles
 Start: 15:13 End: 00:00

Britcar Dunlop Production GTN'7\ Ua d]cbg\ jd

RACE 16 - LAP CHART

Lap 51			Lap 52			Lap 53			Lap 54			Lap 55		
No	Behind	Laptime	No	Behind	Laptime	No	Behind	Laptime	No	Behind	Laptime	No	Behind	Laptime
88		1:23.276 P	88		3:21.823	88		1:14.378	88		1:14.587	88		1:13.329
65	6 LAPS	1:19.984	55	3 LAPS	1:20.021	45	2 LAPS	1:18.794	45	2 LAPS	1:20.176	61	5 LAPS	1:21.181
57	3 LAPS	1:17.252	64	1 LAP	3:51.328	55	3 LAPS	1:18.818	55	3 LAPS	1:19.011	45	2 LAPS	1:18.418
56	3 LAPS	1:32.454 P	54	9.001	1:18.928	64	1 LAP	1:21.420	64	1 LAP	1:18.632	64	1 LAP	1:18.327
61	6 LAPS	1:22.558	75	6 LAPS	1:28.324	54	15.168	1:20.545	54	18.473	1:17.892	55	3 LAPS	1:25.273 P
45	3 LAPS	1:18.533	57	1 LAP	1:16.103	52	6 LAPS	9:31.403	52	6 LAPS	1:18.815	54	23.042	1:17.898
55	4 LAPS	1:18.363	65	4 LAPS	1:19.496	57	1 LAP	1:16.822	57	1 LAP	1:20.439	62	51 LAPS	50:42.290 P
54	1 LAP	1:16.952	56	2 LAPS	1:18.683	65	4 LAPS	1:19.122	56	2 LAPS	1:16.625	52	6 LAPS	1:18.685
57	2 LAPS	1:16.902	69	19 LAPS	1:22.759	56	2 LAPS	1:18.073	65	4 LAPS	1:19.551	57	1 LAP	1:18.523
65	5 LAPS	1:20.299	67	1 LAP	1:18.910	75	6 LAPS	1:28.864	69	19 LAPS	1:21.044	56	2 LAPS	1:16.360
69	20 LAPS	1:23.155	61	4 LAPS	1:22.912	69	19 LAPS	1:20.326	75	6 LAPS	1:26.243	65	4 LAPS	1:19.172
61	5 LAPS	1:22.209				67	1 LAP	1:17.515	67	1 LAP	1:18.354	69	19 LAPS	1:20.212
67	2 LAPS	4:21.120				61	4 LAPS	1:21.510				75	6 LAPS	1:27.453
45	2 LAPS	1:18.952												
55	3 LAPS	1:18.992												
54	2:11.896	1:18.002												
75	6 LAPS	3:04.874												

Donington Park National
 Circuit Length = 1.9791 miles
 Start: 15:13 End: 00:00

Britcar Dunlop Production GTN'7\ Ua d]cbg\ jd

RACE 16 - LAP CHART

Lap 56			Lap 57			Lap 58			Lap 59			Lap 60		
No	Behind	Laptime	No	Behind	Laptime	No	Behind	Laptime	No	Behind	Laptime	No	Behind	Laptime
88		1:14.221	88		1:14.601	88		1:14.266	88		1:15.362	88		1:15.246
67	2 LAPS	1:18.301	67	2 LAPS	1:21.151	69	20 LAPS	1:20.342	69	20 LAPS	1:20.180	65	5 LAPS	1:19.573
61	5 LAPS	1:22.573	75	7 LAPS	1:28.099	67	2 LAPS	1:17.813	67	2 LAPS	1:17.578	69	20 LAPS	1:20.995
45	2 LAPS	1:19.981	45	2 LAPS	1:18.845	75	7 LAPS	1:27.500	45	2 LAPS	1:18.612	67	2 LAPS	1:18.963
64	1 LAP	1:17.980	61	5 LAPS	1:21.783	45	2 LAPS	1:17.890	75	7 LAPS	1:26.362	45	2 LAPS	1:18.358
54	26.826	1:18.005	64	1 LAP	1:17.449	61	5 LAPS	1:23.302	64	1 LAP	1:18.365	64	1 LAP	1:17.907
52	6 LAPS	1:17.677	54	29.941	1:17.716	64	1 LAP	1:20.657	54	38.680	1:19.341	54	42.552	1:19.118
55	3 LAPS	1:39.791	52	6 LAPS	1:17.237	54	34.701	1:19.026	61	5 LAPS	1:22.093	61	5 LAPS	1:21.514
57	1 LAP	1:17.630	57	1 LAP	1:17.359	52	6 LAPS	1:17.189	52	6 LAPS	1:17.439	75	7 LAPS	1:30.084
56	2 LAPS	1:19.322	55	3 LAPS	1:19.545	57	1 LAP	1:15.955	57	1 LAP	1:17.459	52	6 LAPS	1:17.700
65	4 LAPS	1:19.926	56	2 LAPS	1:20.333	55	3 LAPS	1:17.889	55	3 LAPS	1:18.258	57	1 LAP	1:16.844
69	19 LAPS	1:21.312	65	4 LAPS	1:20.007	56	2 LAPS	1:18.155	56	2 LAPS	1:16.827	55	3 LAPS	1:18.621
						65	4 LAPS	1:19.919						

Donington Park National
 Circuit Length = 1.9791 miles
 Start: 15:13 End: 00:00

Britcar Dunlop Production GTN'7\ Ua d]cbg\ jd

RACE 16 - LAP CHART

Lap 61			Lap 62			Lap 63			Lap 64			Lap 65		
No	Behind	Laptime	No	Behind	Laptime	No	Behind	Laptime	No	Behind	Laptime	No	Behind	Laptime
88		1:15.213	88		1:15.730	88		1:15.485	88		1:15.299	88		1:16.063
65	5 LAPS	1:20.054	65	5 LAPS	1:19.659	65	5 LAPS	1:19.996	75	8 LAPS	1:25.472	55	4 LAPS	1:18.317
56	3 LAPS	1:33.066 P	67	2 LAPS	1:19.059	67	2 LAPS	1:16.651	65	5 LAPS	1:20.832	75	8 LAPS	1:27.402
69	20 LAPS	1:20.687	69	20 LAPS	1:23.071	69	20 LAPS	1:19.845	67	2 LAPS	1:20.643	65	5 LAPS	1:18.945
67	2 LAPS	1:17.246	45	2 LAPS	1:18.772	45	2 LAPS	1:18.666	69	20 LAPS	1:22.371	67	2 LAPS	1:17.530
45	2 LAPS	1:18.460	64	1 LAP	1:20.328	64	1 LAP	1:17.547	45	2 LAPS	1:19.710	69	20 LAPS	1:19.877
64	1 LAP	1:18.827	54	50.709	1:18.227	54	53.526	1:18.302	64	1 LAP	1:18.280	45	2 LAPS	1:18.941
54	48.212	1:20.873	52	6 LAPS	1:17.524	52	6 LAPS	1:16.863	54	56.159	1:17.932	64	1 LAP	1:17.385
61	5 LAPS	1:21.068	61	5 LAPS	1:20.827	57	1 LAP	1:16.585	52	6 LAPS	1:17.152	54	58.143	1:18.047
52	6 LAPS	1:17.771	57	1 LAP	1:16.971	61	5 LAPS	1:21.614	56	5 LAPS	4:39.092	52	6 LAPS	1:16.224
57	1 LAP	1:16.281	55	3 LAPS	1:18.997	55	3 LAPS	1:19.136	57	1 LAP	1:16.057	57	1 LAP	1:16.593
75	7 LAPS	1:25.878	75	7 LAPS	1:25.869				61	5 LAPS	1:22.139	56	5 LAPS	1:20.071
55	3 LAPS	1:18.338										61	5 LAPS	1:21.964

Donington Park National
 Circuit Length = 1.9791 miles
 Start: 15:13 End: 00:00

Britcar Dunlop Production GTN'7\ Ua d]cbg\]d

RACE 16 - LAP CHART

Lap 66			Lap 67			Lap 68			Lap 69			Lap 70		
No	Behind	Laptime	No	Behind	Laptime	No	Behind	Laptime	No	Behind	Laptime	No	Behind	Laptime
88		1:16.261	88		1:17.499	88		1:18.019	88		1:17.710	88		1:17.674
55	4 LAPS	1:18.266	55	4 LAPS	1:20.855	55	4 LAPS	1:18.871	55	4 LAPS	1:19.059	55	4 LAPS	1:18.696
65	5 LAPS	1:19.321	61	6 LAPS	1:24.357	61	6 LAPS	1:22.150	56	6 LAPS	1:34.047 P	61	6 LAPS	1:22.091
75	8 LAPS	1:28.789	65	5 LAPS	1:19.866	65	5 LAPS	1:19.836	61	6 LAPS	1:21.763	65	5 LAPS	1:19.970
67	2 LAPS	1:26.812	75	8 LAPS	1:25.928	67	2 LAPS	1:16.816	65	5 LAPS	1:20.116	67	2 LAPS	1:17.400
69	20 LAPS	1:19.952	67	2 LAPS	1:21.267	75	8 LAPS	1:25.573	67	2 LAPS	1:17.309	69	20 LAPS	1:20.002
45	2 LAPS	1:19.539	69	20 LAPS	1:19.973	69	20 LAPS	1:19.281	69	20 LAPS	1:20.326	45	2 LAPS	1:17.646
64	1 LAP	1:18.081	45	2 LAPS	1:18.498	45	2 LAPS	1:18.553	75	8 LAPS	1:26.463	57	1 LAP	1:16.726
52	6 LAPS	1:18.290	64	1 LAP	1:18.762	64	1 LAP	1:17.546	45	2 LAPS	1:18.427	75	8 LAPS	1:28.564
54	1:01.423	1:19.541	52	6 LAPS	1:17.578	52	6 LAPS	1:16.249	64	1 LAP	1:17.104	54	1:05.941	1:19.434
57	1 LAP	1:16.490	57	1 LAP	1:16.859	57	1 LAP	1:15.800	52	6 LAPS	1:15.764	64	1 LAP	1:27.288 P
56	5 LAPS	1:24.354	54	1:02.665	1:18.741	54	1:03.466	1:18.820	57	1 LAP	1:15.599			
			56	5 LAPS	1:19.573				54	1:04.181	1:18.425			

Donington Park National
 Circuit Length = 1.9791 miles
 Start: 15:13 End: 00:00

Britcar Dunlop Production GTN'7\ Ua d]cbg\ jd

RACE 16 - LAP CHART

Lap 71			Lap 72			Lap 73			Lap 74			Lap 75		
No	Behind	Laptime	No	Behind	Laptime	No	Behind	Laptime	No	Behind	Laptime	No	Behind	Laptime
88		1:18.777	88		1:19.142	88		1:18.484	88		1:20.014	88		1:16.926
55	4 LAPS	1:19.591	55	4 LAPS	1:19.446	75	9 LAPS	1:25.719	75	9 LAPS	1:27.114	55	4 LAPS	1:18.214
61	6 LAPS	1:23.099	61	6 LAPS	1:23.055	55	4 LAPS	1:19.422	55	4 LAPS	1:18.800	75	9 LAPS	1:26.013
65	5 LAPS	1:20.581	65	5 LAPS	1:19.734	64	3 LAPS	3:16.505	67	3 LAPS	2:12.428 P	64	3 LAPS	1:18.529
67	2 LAPS	1:17.085	67	2 LAPS	1:18.712	61	6 LAPS	1:25.443	64	3 LAPS	1:19.581	52	10 LAPS	1:24.132
45	2 LAPS	1:19.784	57	1 LAP	1:17.849	65	5 LAPS	1:21.944	52	10 LAPS	6:08.443	65	5 LAPS	1:21.021
57	1 LAP	1:17.912	45	2 LAPS	1:18.878	57	1 LAP	1:16.241	61	6 LAPS	1:23.591	61	6 LAPS	1:24.146
69	20 LAPS	1:21.734	69	20 LAPS	1:23.658	45	2 LAPS	1:17.582	65	5 LAPS	1:19.714	57	1 LAP	1:16.113
54	1:06.102	1:18.938	54	1:06.203	1:19.243	69	20 LAPS	1:21.723	57	1 LAP	1:15.745	45	2 LAPS	1:17.657
75	8 LAPS	1:27.414				54	1:07.249	1:19.530	45	2 LAPS	1:18.840	69	20 LAPS	1:20.021
									69	20 LAPS	1:19.484	54	1:08.417	1:18.770
									54	1:06.573	1:19.338			

Donington Park National
 Circuit Length = 1.9791 miles
 Start: 15:13 End: 00:00

Britcar Dunlop Production GTN'7\ Ua d]cbg\ jd

RACE 16 - LAP CHART

Lap 76			Lap 77			Lap 78			Lap 79			Lap 80		
No	Behind	Laptime	No	Behind	Laptime	No	Behind	Laptime	No	Behind	Laptime	No	Behind	Laptime
88		1:16.426	88		1:15.645	88		1:17.146	88		1:17.300	88		1:16.230
55	4 LAPS	1:18.193	54	1 LAP	1:24.171 P	67	5 LAPS	1:19.101	69	21 LAPS	1:19.975	69	21 LAPS	1:19.735
75	9 LAPS	1:26.824	67	5 LAPS	3:39.089	55	4 LAPS	1:18.460	67	5 LAPS	1:23.725	67	5 LAPS	1:19.188
64	3 LAPS	1:18.986	55	4 LAPS	1:18.782	64	3 LAPS	1:19.091	54	2 LAPS	2:51.611	54	2 LAPS	1:18.613
52	10 LAPS	1:19.476	64	3 LAPS	1:19.703	52	10 LAPS	1:17.945	55	4 LAPS	1:19.331	55	4 LAPS	1:18.427
65	5 LAPS	1:20.938	75	9 LAPS	1:26.253	57	1 LAP	1:16.709	64	3 LAPS	1:17.987	64	3 LAPS	1:17.248
57	1 LAP	1:17.832	52	10 LAPS	1:19.349	75	9 LAPS	1:27.503	52	10 LAPS	1:16.303	52	10 LAPS	1:15.650
61	6 LAPS	1:24.434	57	1 LAP	1:16.138	65	5 LAPS	1:21.149	57	1 LAP	1:15.720	57	1 LAP	1:15.034
45	2 LAPS	1:17.809	65	5 LAPS	1:19.551	45	2 LAPS	1:18.023	75	9 LAPS	1:25.553	45	2 LAPS	1:20.655
69	20 LAPS	1:22.112	45	2 LAPS	1:18.290	61	6 LAPS	1:24.440	65	5 LAPS	1:20.459	65	5 LAPS	1:22.342
			61	6 LAPS	1:24.017				45	2 LAPS	1:18.711	75	9 LAPS	1:26.461
			69	20 LAPS	1:20.294				61	6 LAPS	1:24.148			

Donington Park National
 Circuit Length = 1.9791 miles
 Start: 15:13 End: 00:00

Britcar Dunlop Production GTN'7\ Ua d]cbg\ jd

RACE 16 - LAP CHART

Lap 81			Lap 82			Lap 83			Lap 84			Lap 85		
No	Behind	Laptime	No	Behind	Laptime	No	Behind	Laptime	No	Behind	Laptime	No	Behind	Laptime
88		1:16.785	88		1:17.108	88		1:17.695	88		1:18.087	88		1:17.864
61	7 LAPS	1:23.035	75	10 LAPS	1:26.908	75	10 LAPS	1:25.179	75	10 LAPS	1:25.434	65	6 LAPS	1:19.819
69	21 LAPS	1:19.998	61	7 LAPS	1:22.820	61	7 LAPS	1:21.892	61	7 LAPS	1:22.185	61	7 LAPS	1:21.441
67	5 LAPS	1:17.658	69	21 LAPS	1:20.607	69	21 LAPS	1:23.553	69	21 LAPS	1:20.082	69	21 LAPS	1:20.397
54	2 LAPS	1:19.059	55	4 LAPS	1:21.157	55	4 LAPS	1:18.435	55	4 LAPS	1:18.473	75	10 LAPS	1:26.764
55	4 LAPS	1:19.775	67	5 LAPS	1:28.057	54	2 LAPS	1:22.888	54	2 LAPS	1:19.072	55	4 LAPS	1:19.339
64	3 LAPS	1:17.542	54	2 LAPS	1:23.620	67	5 LAPS	1:23.307	67	5 LAPS	1:19.760	67	5 LAPS	1:18.570
52	10 LAPS	1:15.563	64	3 LAPS	1:18.600	64	3 LAPS	1:17.804	64	3 LAPS	1:17.676	54	2 LAPS	1:22.048
57	1 LAP	1:16.341	57	1 LAP	1:16.872	57	1 LAP	1:15.972	57	1 LAP	1:15.796	64	3 LAPS	1:18.242
45	2 LAPS	1:18.091	52	10 LAPS	1:22.851 P	45	2 LAPS	1:18.013	45	2 LAPS	1:17.944	57	1 LAP	1:17.280
65	5 LAPS	1:20.294	45	2 LAPS	1:17.666	65	5 LAPS	1:21.614				45	2 LAPS	1:18.964
			65	5 LAPS	1:22.165									

Donington Park National
 Circuit Length = 1.9791 miles
 Start: 15:13 End: 00:00

Britcar Dunlop Production GTN Championship

RACE 16 - LAP CHART

Lap 86			Lap 87			Lap 88			Lap 89			Lap 90		
No	Behind	Laptime	No	Behind	Laptime	No	Behind	Laptime	No	Behind	Laptime	No	Behind	Laptime
88		1:17.081	88		1:16.883	88		1:17.306	88		1:15.949	88		1:17.584
65	6 LAPS	1:19.724	65	6 LAPS	1:20.340	65	6 LAPS	1:21.445	54	3 LAPS	1:34.517	52	13 LAPS	1:17.834
52	13 LAPS	4:33.496	52	13 LAPS	1:18.311	52	13 LAPS	1:17.704	65	6 LAPS	1:20.362	65	6 LAPS	1:21.274
61	7 LAPS	1:21.229	61	7 LAPS	1:20.530	61	7 LAPS	1:21.155	52	13 LAPS	1:19.465	54	3 LAPS	1:40.610
69	21 LAPS	1:21.303	69	21 LAPS	1:20.562	69	21 LAPS	1:20.926	55	4 LAPS	1:20.086	55	4 LAPS	1:18.366
55	4 LAPS	1:17.796	55	4 LAPS	1:18.121	55	4 LAPS	1:19.304	61	7 LAPS	1:22.205	57	1 LAP	1:19.322
75	10 LAPS	1:25.605	67	5 LAPS	1:17.465	57	1 LAP	1:16.077	69	21 LAPS	1:22.263	61	7 LAPS	1:22.238
67	5 LAPS	1:19.056	57	1 LAP	1:16.698	67	5 LAPS	1:18.896	57	1 LAP	1:17.817	64	3 LAPS	1:19.054
57	1 LAP	1:17.911	64	3 LAPS	1:17.229	64	3 LAPS	1:17.188	67	5 LAPS	1:19.789	69	21 LAPS	1:26.194
64	3 LAPS	1:19.614	75	10 LAPS	1:26.103	75	10 LAPS	1:25.627	64	3 LAPS	1:19.699	67	5 LAPS	1:38.440
54	2 LAPS	1:22.909	54	2 LAPS	1:30.644	45	2 LAPS	1:20.451	75	10 LAPS	1:25.442	75	10 LAPS	1:28.919
45	2 LAPS	1:17.902	45	2 LAPS	1:18.763				45	2 LAPS	1:18.934			

Donington Park National
 Circuit Length = 1.9791 miles
 Start: 15:13 End: 00:00

Britcar Dunlop Production GTN Championship

RACE 16 - LAP CHART

Lap 91			Lap 92			Lap 93		
No	Behind	Laptime	No	Behind	Laptime	No	Behind	Laptime
88		1:18.707	88		1:18.650	88		1:16.278
45	3 LAPS	1:21.250	67	6 LAPS	1:34.410 P	45	3 LAPS	1:20.803
52	13 LAPS	1:22.070	75	11 LAPS	1:30.968	75	11 LAPS	1:30.819
65	6 LAPS	1:23.469	45	3 LAPS	1:23.235	65	6 LAPS	1:21.738
54	3 LAPS	1:34.040	65	6 LAPS	1:23.985	52	13 LAPS	1:25.072
55	4 LAPS	1:19.326	52	13 LAPS	1:35.884	57	1 LAP	1:18.357
57	1 LAP	1:19.258	55	4 LAPS	1:21.231	64	3 LAPS	1:20.851
64	3 LAPS	1:18.937	57	1 LAP	1:20.838	61	7 LAPS	1:34.324
61	7 LAPS	1:23.689	64	3 LAPS	1:22.073	54	3 LAPS	2:34.354 P
			61	7 LAPS	1:35.262	55	4 LAPS	3:38.957 P
			54	3 LAPS	1:47.861			

Donington Park National
 Circuit Length = 1.9791 miles
 Start: 15:13 End: 00:00

Britcar MSA British Endurance Championship & Britcar Dunlop Production GTN Championship

RACE 16 - INTERIM BULLETIN @ 1 HOUR

POS	NO	CL	NAME	ENTRY	LAPS	TIME	GAP	DIFF	MPH	BEST	ON	
1	3	1	MORCILLO / CINTRANO	Mosler MT900 - Javier Morcillo	51	59:05.618			102.48	1:07.726	4	
2	6	1	WHITE / LOCKIE	Mosler MT900R - Paul White	51	59:54.093	48.475	48.475	101.09	1:08.981	43	
3	1	1	GAMSKI / ROBINSON / GAW	Ferrari 430 GTC - Witt Gamski	50	59:02.211	1 lap	1 lap	100.56	1:08.972	43	
4	9	1	MUSTILL / BERRIDGE	Aquila CR1 - Nigel Mustill	50	59:38.141	1 lap		35.930	99.55	1:08.667	4
5	2	1	McINERNEY / McINERNEY	Ferrari 430 GTC - Sean McInerney	48	58:07.698	3 laps	2 laps	98.05	1:10.890	42	
6	26	2	HEAD / TILLEY	Marcos Mantis - Topcat Racing	48	58:55.212	3 laps		47.514	96.73	1:11.898	5
7	36	3	O'NEILL / FIORENTINO	Marcos Mantis - Top Cats Racing	48	58:56.193	3 laps	0.981	96.70	1:11.472	5	
8	17	1I	KVETNANSKY / SEDLAK	Praga R4S - Race4Slovakia	48	59:39.720	3 laps	43.527	95.53	1:08.243	4	
9	39	3	JONES / JONES / JONES	Porsche 997 GT3 Cup - Eurotech Racing	48	59:45.099	3 laps	5.379	95.39	1:12.590	47	
10	31	2	GREEN / ADAMS / BYFORD	Ferrari 359 - Martin Byford	47	59:15.908	4 laps	1 lap	94.16	1:13.265	3	
11	88	P1	CLARKE / GIBSON	BMW M3 E46 - Kevin Clarke	47	59:25.478	4 laps	9.570	93.91	1:13.775	40	
12	38	3	BARRETT / PERSSON / SHEPHE	Porsche 997 Cup - Rod Barrett	47	59:52.839	4 laps	27.361	93.20	1:11.704	24	
13	21	2	WILKINS / SCOTT	Dodge Viper - GT3 Racing	46	58:53.648	5 laps	1 lap	92.74	1:09.202	21	
14	4	3I	STINTON / TOMLINSON	Ginetta G55 - Stark Racing	46	58:57.627	5 laps	3.979	92.64	1:14.872	28	
15	64	P1	CUNNINGHAM / CUNNINGHAM	Seat Leon Supercopa - Mark Cunningham	46	59:00.362	5 laps	2.735	92.57	1:15.269	6	
16	27	2	JAMES / HUGGINS	Lamborghini GT3 - Backdraft	46	59:09.817	5 laps	9.455	92.32	1:11.869	6	
17	37	3	BAILEY / SCHULZ	Ferrari 430 Challenge - Paul Bailey	46	59:14.459	5 laps	4.642	92.20	1:11.018	21	
18	67	P1I	SMITH / AGEYTON	BMW M3 E90 - Mark Smith	46	59:14.565	5 laps	0.106	92.20	1:15.256	26	
19	22	3I	FAIRBAIRN / MCLEAN / LITTLEJ	Porsche 98 93 RSR - Peter Fairbairn	46	59:15.330	5 laps	0.765	92.18	1:14.834	26	
20	23	3	NORRIS-JONES / MUSSI	Lotus Exige - Dan Norris-Jones	46	59:15.858	5 laps	0.528	92.16	1:15.141	7	
21	52	P1	Simon PHILLIPS	Lotus Elise S2 - Simon Phillips	45	58:31.347	6 laps	1 lap	91.30	1:15.121	6	
22	57	P1	LUNN / BENNETT-BAGGS	BMW M3 E46 - Jensen Lunn	45	58:50.364	6 laps	19.017	90.81	1:16.331	44	
23	54	P1I	Adrian WATT	BMW M3 E36 - Adrian Watt	45	58:57.429	6 laps	7.065	90.63	1:16.579	19	
24	28	2	ATKINSON / MACKINNON	Lamborghini GT3 - Backdraft	45	59:18.064	6 laps	20.635	90.10	1:10.242	28	
25	45	P1	TICEHURST / MILDENHALL	Mazda MX5 - Mazda Motors UK	45	59:19.095	6 laps	1.031	90.08	1:16.571	20	
26	56	P1	DAY / PHIPPS	BMW M3 E46 - Paul Phipps	44	56:57.235	7 laps	1 lap	91.73	1:15.070	26	
27	65	P2	OSBORNE / MAY	Seat Leon - James May	43	58:08.863	8 laps	1 lap	87.81	1:19.556	12	
28	61	P2	Tim SAUNDERS	Honda Civic Type R - Tim Saunders	43	59:02.092	8 laps	53.229	86.49	1:20.034	8	
29	55	P2	LAWSON / WILDS	BMW E36 - Ian Lawson	42	58:42.734	9 laps	1 lap	84.94	1:18.926	42	
30	5	1	MacGREGOR / WILCOX	Ultima GTR - MacG Racing	41	59:09.723	10 laps	1 lap	82.29	1:10.919	5	
31	7	1	MILLARD / HEWARD	Rapier 6 SR2 - Ian Heward	41	59:32.094	10 laps	22.371	81.77	1:09.619	41	
32	75	P2	WILDS / HALES	Mazda MX5 - Mazda Motors UK Ltd.	41	59:32.449	10 laps	0.355	81.76	1:24.811	12	
33	53	P1	SMITH / SMITH	Ginetta G50 - Peter Smith	36	50:28.700	15 laps	5 laps	84.68	1:14.930	20	
34	46	3	HEADLAM / STANLEY	Lotus Elise Series 1 - Chris Hedlam	28	55:14.347	23 laps	8 laps	60.18	1:12.891	5	
35	69	P2	Dave ALLAN	Honda Jazz - Synchro Motorsport	26	59:03.947	25 laps	2 laps	52.26	1:20.475	26	
36	60	P1	THOMAS / WOODMAN	Ginetta G50 - BPM Racing Limited	17	26:18.733	34 laps	9 laps	76.71	1:20.117	16	
37	66	P1I	FENN / BARFF	Honda NSX - Robert Fenn	13	17:03.524	38 laps	4 laps	90.49	1:16.109	6	
38	62	P1	HOGARTH / HOGGARTH	SuperCopa - Bernard Hogarth	3	21:30.499	48 laps	10 laps	16.56			

FASTEST LAP

3	1	MORCILLO / CINTRANO	Mosler MT900 - Javier Morcillo	4	1:07.726	105.19 mph	169.29 kph
17	1I	KVETNANSKY / SEDLAK	Praga R4S - Race4Slovakia	4	1:08.243	104.40 mph	168.01 kph
21	2	WILKINS / SCOTT	Dodge Viper - GT3 Racing	21	1:09.202	102.95 mph	165.68 kph
37	3	BAILEY / SCHULZ	Ferrari 430 Challenge - Paul Bailey	21	1:11.018	100.32 mph	161.45 kph
88	P1	CLARKE / GIBSON	BMW M3 E46 - Kevin Clarke	40	1:13.775	96.57 mph	155.41 kph
22	3I	FAIRBAIRN / MCLEAN / LITTLEJ	Porsche 98 93 RSR - Peter Fairbairn	26	1:14.834	95.20 mph	153.21 kph
67	P1I	SMITH / AGEYTON	BMW M3 E90 - Mark Smith	26	1:15.256	94.67 mph	152.35 kph
55	P2	LAWSON / WILDS	BMW E36 - Ian Lawson	42	1:18.926	90.26 mph	145.27 kph

Donington Park National
Circuit Length = 1.9791 miles
Start: 15:13 End: 00:00

These results are provisional until the conclusion of any judicial and technical matters.

Clerk of Course :	Timekeeper :
-------------------	--------------

**Britcar MSA British Endurance Championship & Britcar Dunlop Production GTN
Championship
RACE 16 - INTERIM BULLETIN @ 2 HOURS**

POS	NO	CL	NAME	ENTRY	LAPS	TIME	GAP	DIFF	MPH	BEST	ON
1	2	1	McINERNEY / McINERNEY	Ferrari 430 GTC - Sean McInerney	98	1:59:01.008			97.77	1:09.001	82
2	6	1	WHITE / LOCKIE	Mosler MT900R - Paul White	96	1:58:57.453	2 laps	2 laps	95.82	1:08.680	65
3	17	11	KVETNANSKY / SEDLAK	Praga R4S - Race4Slovakia	96	1:59:31.395	2 laps	33.942	95.37	1:08.243	4
4	39	3	JONES / JONES / JONES	Porsche 997 GT3 Cup - Eurotech Racing	95	1:59:41.607	3 laps	1 lap	94.24	1:11.871	72
5	21	2	WILKINS / SCOTT	Dodge Viper - GT3 Racing	95	1:59:57.651	3 laps	16.044	94.03	1:08.821	80
6	36	3	O'NEILL / FIORENTINO	Marcos Mantis - Top Cats Racing	94	1:59:13.191	4 laps	1 lap	93.62	1:11.472	5
7	27	2	JAMES / HUGGINS	Lamborghini GT3 - Backdraft	93	1:59:00.006	5 laps	1 lap	92.79	1:11.582	64
8	1	1	GAMSKI / ROBINSON / GAW	Ferrari 430 GTC - Witt Gamski	93	1:59:27.959	5 laps	27.953	94.42	1:08.899	53
9	28	2	ATKINSON / MACKINNON	Lamborghini GT3 - Backdraft	93	1:59:55.198	5 laps	27.239	92.08	1:10.242	28
10	88	P1	CLARKE / GIBSON	BMW M3 E46 - Kevin Clarke	92	1:59:02.428	6 laps	1 lap	91.77	1:13.329	55
11	23	3	NORRIS-JONES / MUSSI	Lotus Exige - Dan Norris-Jones	92	1:59:10.425	6 laps	7.997	91.66	1:13.652	61
12	31	2	GREEN / ADAMS / BYFORD	Ferrari 359 - Martin Byford	92	1:59:49.269	6 laps	38.844	91.17	1:13.265	3
13	38	3	BARRETT / PERSSON / SHEPHE	Porsche 997 Cup - Rod Barrett	91	1:59:31.031	7 laps	1 lap	90.41	1:11.704	24
14	57	P1	LUNN / BENNETT-BAGGS	BMW M3 E46 - Jensen Lunn	91	1:59:48.837	7 laps	17.806	90.18	1:15.034	79
15	26	2	HEAD / TILLEY	Marcos Mantis - Topcat Racing	90	1:58:48.163	8 laps	1 lap	89.95	1:11.303	77
16	45	P1	TICEHURST / MILDENHALL	Mazda MX5 - Mazda Motors UK	89	1:59:08.880	9 laps	1 lap	88.69	1:16.571	20
17	4	31	STINTON / TOMLINSON	Ginetta G55 - Stark Racing	89	1:59:15.883	9 laps	7.003	90.60	1:14.872	28
18	5	1	MacGREGOR / WILCOX	Ultima GTR - MacG Racing	89	1:59:31.155	9 laps	15.272	88.42	1:10.255	83
19	64	P1	CUNNINGHAM / CUNNINGHAM	Seat Leon Supercopa - Mark Cunningham	89	1:59:53.960	9 laps	22.805	88.14	1:15.269	6
20	54	P11	Adrian WATT	BMW M3 E36 - Adrian Watt	88	1:58:22.201	10 laps	1 lap	88.27	1:16.579	19
21	22	31	FAIRBAIRN / MCLEAN / LITTLEJ	Porsche 98 93 RSR - Peter Fairbairn	88	1:58:48.627	10 laps	26.426	87.95	1:14.834	26
22	37	3	BAILEY / SCHULZ	Ferrari 430 Challenge - Paul Bailey	87	1:58:55.761	11 laps	1 lap	88.86	1:11.018	21
23	9	1	MUSTILL / BERRIDGE	Aquila CR1 - Nigel Mustill	86	1:59:31.820	12 laps	1 lap	85.43	1:08.667	4
24	65	P2	OSBORNE / MAY	Seat Leon - James May	86	1:59:32.777	12 laps	0.957	85.42	1:18.945	60
25	55	P2	LAWSON / WILDS	BMW E36 - Ian Lawson	86	1:59:45.373	12 laps	12.596	87.25	1:17.796	82
26	61	P2	Tim SAUNDERS	Honda Civic Type R - Tim Saunders	84	1:58:33.694	14 laps	2 laps	84.12	1:20.034	8
27	67	P11	SMITH / AGEYTON	BMW M3 E90 - Mark Smith	84	1:59:04.810	14 laps	31.116	85.75	1:15.256	26
28	75	P2	WILDS / HALES	Mazda MX5 - Mazda Motors UK Ltd.	81	1:59:08.047	17 laps	3 laps	80.73	1:24.811	12
29	52	P1	Simon PHILLIPS	Lotus Elise S2 - Simon Phillips	79	1:59:40.629	19 laps	2 laps	78.38	1:15.121	6
30	69	P2	Dave ALLAN	Honda Jazz - Synchro Motorsport	69	1:57:14.210	29 laps	10 laps	69.88	1:19.281	48
31	56	P1	DAY / PHIPPS	BMW M3 E46 - Paul Phipps	61	1:29:32.453	37 laps	8 laps	83.54	1:15.070	26
32	3	1	MORCILLO / CINTRANO	Mosler MT900 - Javier Morcillo	57	1:08:38.357	41 laps	4 laps	102.06	1:07.726	4
33	7	1	MILLARD / HEWARD	Rapier 6 SR2 - Ian Heward	51	1:17:40.866	47 laps	6 laps	81.01	1:09.619	41
34	53	P1	SMITH / SMITH	Ginetta G50 - Peter Smith	36	50:28.700	62 laps	15 laps	84.68	1:14.930	20
35	46	3	HEADLAM / STANLEY	Lotus Elise Series 1 - Chris Hedlam	28	55:14.347	70 laps	8 laps	60.18	1:12.891	5
36	60	P1	THOMAS / WOODMAN	Ginetta G50 - BPM Racing Limited	17	26:18.733	81 laps	11 laps	76.71	1:20.117	16
37	66	P11	FENN / BARFF	Honda NSX - Robert Fenn	13	17:03.524	85 laps	4 laps	90.49	1:16.109	6
38	62	P1	HOGARTH / HOGGARTH	SuperCopa - Bernard Hogarth	4	1:12:12.789	94 laps	9 laps	6.57		

FASTEST LAP

3	1	MORCILLO / CINTRANO	Mosler MT900 - Javier Morcillo	4	1:07.726	105.19 mph	169.29 kph
17	11	KVETNANSKY / SEDLAK	Praga R4S - Race4Slovakia	4	1:08.243	104.40 mph	168.01 kph
21	2	WILKINS / SCOTT	Dodge Viper - GT3 Racing	80	1:08.821	103.52 mph	166.60 kph
37	3	BAILEY / SCHULZ	Ferrari 430 Challenge - Paul Bailey	21	1:11.018	100.32 mph	161.45 kph
88	P1	CLARKE / GIBSON	BMW M3 E46 - Kevin Clarke	55	1:13.329	97.15 mph	156.36 kph
22	31	FAIRBAIRN / MCLEAN / LITTLEJ	Porsche 98 93 RSR - Peter Fairbairn	26	1:14.834	95.20 mph	153.21 kph
67	P11	SMITH / AGEYTON	BMW M3 E90 - Mark Smith	26	1:15.256	94.67 mph	152.35 kph
55	P2	LAWSON / WILDS	BMW E36 - Ian Lawson	82	1:17.796	91.58 mph	147.38 kph

Donington Park National
Circuit Length = 1.9791 miles
Start: 15:13 End: 00:00

These results are provisional until the conclusion of any judicial and technical matters.

Clerk of Course :	Timekeeper :
-------------------	--------------

**Britcar MSA British Endurance Championship & Britcar Dunlop Production GTN
Championship
RACE 16 - INTERIM BULLETIN @ 3 HOURS**

POS	NO	CL	NAME	ENTRY	LAPS	TIME	GAP	DIFF	MPH	BEST	ON
1	2	1	McINERNEY / McINERNEY	Ferrari 430 GTC - Sean McInerney	142	2:59:08.167			94.12	1:09.001	82
2	6	1	WHITE / LOCKIE	Mosler MT900R - Paul White	141	2:59:00.065	1 lap	1 lap	93.53	1:08.680	65
3	39	3	JONES / JONES / JONES	Porsche 997 GT3 Cup - Eurotech Racing	139	2:59:04.501	3 laps	2 laps	92.17	1:11.551	125
4	21	2	WILKINS / SCOTT	Dodge Viper - GT3 Racing	139	2:59:51.164	3 laps	46.663	91.77	1:08.821	80
5	17	1l	KVETNANSKY / SEDLAK	Praga R4S - Race4Slovakia	138	2:54:55.160	4 laps	1 lap	93.68	1:08.243	4
6	28	2	ATKINSON / MACKINNON	Lamborghini GT3 - Backdraft	138	2:59:03.284	4 laps	4:08.124	91.51	1:09.049	127
7	1	1	GAMSKI / ROBINSON / GAW	Ferrari 430 GTC - Witt Gamski	138	2:59:32.873	4 laps	29.589	92.58	1:08.501	127
8	31	2	GREEN / ADAMS / BYFORD	Ferrari 359 - Martin Byford	136	2:59:51.492	6 laps	2 laps	89.78	1:13.244	133
9	27	2	JAMES / HUGGINS	Lamborghini GT3 - Backdraft	132	2:59:41.895	10 laps	4 laps	87.22	1:10.921	130
10	37	3	BAILEY / SCHULZ	Ferrari 430 Challenge - Paul Bailey	129	2:57:52.264	13 laps	3 laps	87.45	1:11.018	21
11	36	3	O'NEILL / FIORENTINO	Marcos Mantis - Top Cats Racing	129	2:58:48.265	13 laps	56.001	85.66	1:10.991	119
12	22	3l	FAIRBAIRN / MCLEAN / LITTLEJ	Porsche 98 93 RSR - Peter Fairbairn	129	2:59:35.675	13 laps	47.410	85.29	1:14.834	26
13	9	1	MUSTILL / BERRIDGE	Aquila CR1 - Nigel Mustill	117	2:59:29.593	25 laps	12 laps	77.40	1:08.667	4
14	26	2	HEAD / TILLEY	Marcos Mantis - Topcat Racing	114	2:31:39.667	28 laps	3 laps	89.25	1:11.303	77
15	38	3	BARRETT / PERSSON / SHEPHE	Porsche 997 Cup - Rod Barrett	114	2:35:03.759	28 laps	3:24.092	87.29	1:11.704	24
16	5	1	MacGREGOR / WILCOX	Ultima GTR - MacG Racing	113	2:33:24.252	29 laps	1 lap	87.46	1:10.198	112
17	23	3	NORRIS-JONES / MUSSI	Lotus Exige - Dan Norris-Jones	107	2:26:46.858	35 laps	6 laps	86.56	1:13.652	61
18	4	3l	STINTON / TOMLINSON	Ginetta G55 - Stark Racing	103	2:21:05.989	39 laps	4 laps	88.36	1:14.872	28
19	88	P1	CLARKE / GIBSON	BMW M3 E46 - Kevin Clarke	93	2:00:18.706	49 laps	10 laps	91.78	1:13.329	55
20	57	P1	LUNN / BENNETT-BAGGS	BMW M3 E46 - Jensen Lunn	92	2:01:07.194	50 laps	1 lap	90.19	1:15.034	79
21	45	P1	TICEHURST / MILDENHALL	Mazda MX5 - Mazda Motors UK	90	2:00:29.683	52 laps	2 laps	88.69	1:16.571	20
22	64	P1	CUNNINGHAM / CUNNINGHAM	Seat Leon Supercopa - Mark Cunningham	90	2:01:14.811	52 laps	45.128	88.14	1:15.269	6
23	54	P1l	Adrian WATT	BMW M3 E36 - Adrian Watt	90	2:02:44.416	52 laps	1:29.605	87.06	1:16.579	19
24	65	P2	OSBORNE / MAY	Seat Leon - James May	87	2:00:54.515	55 laps	3 laps	85.44	1:18.945	60
25	55	P2	LAWSON / WILDS	BMW E36 - Ian Lawson	87	2:03:24.330	55 laps	2:29.815	85.63	1:17.796	82
26	61	P2	Tim SAUNDERS	Honda Civic Type R - Tim Saunders	86	2:01:43.280	56 laps	1 lap	83.89	1:20.034	8
27	67	P1l	SMITH / AGEYTON	BMW M3 E90 - Mark Smith	84	1:59:04.810	58 laps	2 laps	85.75	1:15.256	26
28	75	P2	WILDS / HALES	Mazda MX5 - Mazda Motors UK Ltd.	82	2:00:38.866	60 laps	2 laps	80.70	1:24.811	12
29	52	P1	Simon PHILLIPS	Lotus Elise S2 - Simon Phillips	80	2:01:05.701	62 laps	2 laps	78.44	1:15.121	6
30	69	P2	Dave ALLAN	Honda Jazz - Synchro Motorsport	69	1:57:14.210	73 laps	11 laps	69.88	1:19.281	48
31	56	P1	DAY / PHIPPS	BMW M3 E46 - Paul Phipps	61	1:29:32.453	81 laps	8 laps	83.54	1:15.070	26
32	3	1	MORCILLO / CINTRANO	Mosler MT900 - Javier Morcillo	58	2:11:32.173	84 laps	3 laps	54.16	1:07.726	4
33	7	1	MILLARD / HEWARD	Rapier 6 SR2 - Ian Heward	51	1:17:40.866	91 laps	7 laps	81.01	1:09.619	41
34	53	P1	SMITH / SMITH	Ginetta G50 - Peter Smith	36	50:28.700	106 laps	15 laps	84.68	1:14.930	20
35	46	3	HEADLAM / STANLEY	Lotus Elise Series 1 - Chris Hedlam	28	55:14.347	114 laps	8 laps	60.18	1:12.891	5
36	60	P1	THOMAS / WOODMAN	Ginetta G50 - BPM Racing Limited	17	26:18.733	125 laps	11 laps	76.71	1:20.117	16
37	66	P1l	FENN / BARFF	Honda NSX - Robert Fenn	13	17:03.524	129 laps	4 laps	90.49	1:16.109	6
38	62	P1	HOGARTH / HOGGARTH	SuperCopa - Bernard Hogarth	4	1:12:12.789	138 laps	9 laps	6.57		

FASTEST LAP

3	1	MORCILLO / CINTRANO	Mosler MT900 - Javier Morcillo	4	1:07.726	105.19 mph	169.29 kph
17	1l	KVETNANSKY / SEDLAK	Praga R4S - Race4Slovakia	4	1:08.243	104.40 mph	168.01 kph
21	2	WILKINS / SCOTT	Dodge Viper - GT3 Racing	80	1:08.821	103.52 mph	166.60 kph
36	3	O'NEILL / FIORENTINO	Marcos Mantis - Top Cats Racing	119	1:10.991	100.35 mph	161.51 kph
88	P1	CLARKE / GIBSON	BMW M3 E46 - Kevin Clarke	55	1:13.329	97.15 mph	156.36 kph
22	3l	FAIRBAIRN / MCLEAN / LITTLEJ	Porsche 98 93 RSR - Peter Fairbairn	26	1:14.834	95.20 mph	153.21 kph
67	P1l	SMITH / AGEYTON	BMW M3 E90 - Mark Smith	26	1:15.256	94.67 mph	152.35 kph
55	P2	LAWSON / WILDS	BMW E36 - Ian Lawson	82	1:17.796	91.58 mph	147.38 kph

Donington Park National
Circuit Length = 1.9791 miles
Start: 15:13 End: 00:00

These results are provisional until the conclusion of any judicial and technical matters.

Clerk of Course :	Timekeeper :
-------------------	--------------

Britcar MSA British Endurance Championship

RACE 17 - CLASSIFICATION

POS	NO	CL	NAME	ENTRY	LAPS	TIME	GAP	DIFF	MPH	BEST	ON
1	2	1	McINERNEY / McINERNEY	Ferrari 430 GTC - Sean McInerney	191	4:00:18.737			94.37	1:09.001	82
2	6	1	WHITE / LOCKIE	Mosler MT900R - Paul White	191	4:01:10.725	51.988	51.988	94.03	1:08.680	65
3	21	2	WILKINS / SCOTT	Dodge Viper - GT3 Racing	189	4:00:18.942	2 laps	2 laps	93.38	1:08.393	144
4	17	11	KVETNANSKY / SEDLAK	Praga R4S - Race4Slovakia	189	4:00:55.448	2 laps	36.506	93.15	1:08.136	149
5	1	1	GAMSKI / ROBINSON / GAW	Ferrari 430 GTC - Witt Gamski	188	4:01:37.771	3 laps	1 lap	93.37	1:08.501	127
6	39	3	JONES / JONES / JONES	Porsche 997 GT3 Cup - Eurotech Racing	187	4:00:49.184	4 laps	1 lap	92.20	1:10.778	160
7	28	2	ATKINSON / MACKINNON	Lamborghini GT3 - Backdraft	186	4:00:37.047	5 laps	1 lap	91.79	1:09.049	127
8	27	2	JAMES / HUGGINS	Lamborghini GT3 - Backdraft	179	4:01:03.717	12 laps	7 laps	89.15	1:10.777	136
9	36	3	O'NEILL / FIORENTINO	Marcos Mantis - Top Cats Racing	177	4:00:39.231	14 laps	2 laps	87.33	1:10.991	119
10	22	31	FAIRBAIRN / MCLEAN / LITTLEJACK	Porsche 98 93 RSR - Peter Fairbairn	175	4:00:37.400	16 laps	2 laps	86.35	1:14.739	157
11	31	2	GREEN / ADAMS / BYFORD	Ferrari 359 - Martin Byford	170	3:47:52.478	21 laps	5 laps	88.58	1:12.103	141
12	9	1	MUSTILL / BERRIDGE	Aquila CR1 - Nigel Mustill	166	4:00:34.126	25 laps	4 laps	81.93	1:08.667	4

NOT CLASSIFIED

DNC	26	2	HEAD / TILLEY	Marcos Mantis - Topcat Racing	151	4:00:23.886	40 laps	15 laps	74.58	1:10.431	146
DNC	37	3	BAILEY / SCHULZ	Ferrari 430 Challenge - Paul Bailey	129	2:57:52.264	62 laps	22 laps	87.45	1:11.018	21
DNC	38	3	BARRETT / PERSSON / SHEPHERD	Porsche 997 Cup - Rod Barrett	114	2:35:03.759	77 laps	15 laps	87.29	1:11.704	24
DNC	5	1	MacGREGOR / WILCOX	Ultima GTR - MacG Racing	113	2:33:24.252	78 laps	1 lap	87.46	1:10.198	112
DNC	23	3	NORRIS-JONES / MUSSI	Lotus Exige - Dan Norris-Jones	107	2:26:46.858	84 laps	6 laps	86.56	1:13.652	61
DNC	4	31	STINTON / TOMLINSON	Ginetta G55 - Stark Racing	103	2:21:05.989	88 laps	4 laps	88.36	1:14.872	28
DNC	3	1	MORCILLO / CINTRANO	Mosler MT900 - Javier Morcillo	58	2:11:32.173	133 laps	45 laps	54.16	1:07.726	4
DNC	7	1	MILLARD / HEWARD	Rapier 6 SR2 - Ian Heward	51	1:17:40.866	140 laps	7 laps	81.01	1:09.619	41
DNC	46	3	HEADLAM / STANLEY	Lotus Elise Series 1 - Chris Hedlam	28	55:14.347	163 laps	23 laps	60.18	1:12.891	5

FASTEST LAP

3	1	MORCILLO / CINTRANO	Mosler MT900 - Javier Morcillo	4	1:07.726	105.19 mph	169.29 kph
17	11	KVETNANSKY / SEDLAK	Praga R4S - Race4Slovakia	149	1:08.136	104.56 mph	168.28 kph
21	2	WILKINS / SCOTT	Dodge Viper - GT3 Racing	144	1:08.393	104.17 mph	167.64 kph
39	3	JONES / JONES / JONES	Porsche 997 GT3 Cup - Eurotech Racing	160	1:10.778	100.66 mph	161.99 kph
22	31	FAIRBAIRN / MCLEAN / LITTLEJACK	Porsche 98 93 RSR - Peter Fairbairn	157	1:14.739	95.32 mph	153.41 kph

Cars 1, 3, 4, 7, 27 + 37 - 2 lap penalties - Excess speed in the pit lane

Donington Park National
Circuit Length = 1.9791 miles
Start: 15:13 End: 19:15

These results are provisional until the conclusion of any judicial and technical matters.

Clerk of Course :	Timekeeper :
-------------------	--------------

Britcar MSA British Endurance Championship
RACE 17 - LAP CHART

Lap 1			Lap 2			Lap 3			Lap 4			Lap 5		
No	Behind	Laptime	No	Behind	Laptime	No	Behind	Laptime	No	Behind	Laptime	No	Behind	Laptime
3		1:13.336	3		1:08.876	3		1:08.517	3		1:07.726	3		1:08.785
17	0.285	1:13.621	17	0.656	1:09.247	17	0.789	1:08.650	17	1.306	1:08.243	17	1.268	1:08.747
21	2.023	1:15.359	21	3.247	1:10.100	21	4.051	1:09.321	21	5.559	1:09.234	21	6.631	1:09.857
1	2.695	1:16.031	1	4.365	1:10.546	1	5.478	1:09.630	1	6.875	1:09.123	6	8.382	1:09.837
6	4.005	1:17.341	6	4.917	1:09.788	6	5.823	1:09.423	6	7.330	1:09.233	1	9.275	1:11.185
2	4.862	1:18.198	9	7.482	1:11.110	9	8.870	1:09.905	9	9.811	1:08.667	9	10.089	1:09.063
9	5.248	1:18.584	2	9.875	1:13.889	7	12.995	1:11.004	7	15.630	1:10.361	7	17.410	1:10.565
5	5.940	1:19.276	5	9.991	1:12.927	5	13.452	1:11.978	5	17.286	1:11.560	5	19.420	1:10.919
26	6.399	1:19.735	7	10.508	1:12.547	2	14.530	1:13.172	2	19.290	1:12.486	2	22.336	1:11.831
7	6.837	1:20.173	26	10.960	1:13.437	26	15.482	1:13.039	26	19.865	1:12.109	26	22.978	1:11.898
46	7.287	1:20.623	46	13.258	1:14.847	36	16.819	1:11.986	36	20.575	1:11.482	36	23.262	1:11.472
36	7.635	1:20.971	36	13.350	1:14.591	37	18.688	1:13.440	37	23.547	1:12.585	37	26.737	1:11.975
37	7.892	1:21.228	37	13.765	1:14.749	38	19.799	1:13.776	38	24.727	1:12.654	38	28.335	1:12.393
28	8.348	1:21.684	38	14.540	1:14.065	46	20.230	1:15.489	46	25.874	1:13.370	46	29.980	1:12.891
38	9.351	1:22.687	39	17.952	1:15.664	39	22.926	1:13.491	39	28.040	1:12.840	39	32.915	1:13.660
31	10.029	1:23.365	31	18.970	1:17.817	31	23.718	1:13.265	31	29.771	1:13.779	31	34.800	1:13.814
39	11.164	1:24.500	4	22.477	1:18.861	27	29.025	1:14.540	27	34.202	1:12.903	27	39.241	1:13.824
4	12.492	1:25.828	27	23.002	1:16.749	4	30.443	1:16.483	28	36.547	1:12.357	28	39.887	1:12.125
23	15.042	1:28.378	23	24.458	1:18.292	28	31.916	1:13.540	4	39.433	1:16.716	4	47.367	1:16.719
27	15.129	1:28.465	28	26.893	1:27.421	23	33.687	1:17.746	23	42.050	1:16.089	23	49.106	1:15.841
22	20.062	1:33.398	22	34.055	1:22.869	22	43.658	1:18.120	22	53.095	1:17.163	22	1:01.849	1:17.539

Cars 1, 3, 4, 7, 27 + 37 - 2 lap penalties - Excess speed in the pit lane

Donington Park National
Circuit Length = 1.9791 miles
Start: 15:13 End: 19:15

Britcar MSA British Endurance Championship
RACE 17 - LAP CHART

Lap 6			Lap 7			Lap 8			Lap 9			Lap 10		
No	Behind	Laptime	No	Behind	Laptime	No	Behind	Laptime	No	Behind	Laptime	No	Behind	Laptime
3		1:08.736	3		1:09.739	3		1:08.535	3		1:08.943	3		1:07.798
17	3.278	1:10.746	22	1 LAP	1:17.875	17	4.978	1:10.383	23	1 LAP	1:16.354	23	1 LAP	1:15.813
21	9.213	1:11.318	17	3.130	1:09.591	22	1 LAP	1:18.332	4	1 LAP	1:18.564	17	9.452	1:10.630
6	9.382	1:09.736	6	9.865	1:10.222	6	11.630	1:10.300	17	6.620	1:10.585	4	1 LAP	1:19.649
9	11.476	1:10.123	9	12.353	1:10.616	9	13.780	1:09.962	6	12.922	1:10.235	9	18.107	1:11.430
1	12.234	1:11.695	1	14.211	1:11.716	1	16.994	1:11.318	9	14.475	1:09.638	6	18.527	1:13.403
7	20.003	1:11.329	21	18.677	1:19.203 P	7	24.791	1:11.348	1	19.857	1:11.806	1	22.737	1:10.678
5	22.601	1:11.917	7	21.978	1:11.714	5	28.574	1:12.808	22	1 LAP	1:17.811	22	1 LAP	1:17.084
2	26.766	1:13.166	5	24.301	1:11.439	2	34.059	1:13.268	7	29.297	1:13.449	7	33.802	1:12.303
36	27.628	1:13.102	2	29.326	1:12.299	36	34.477	1:13.308	5	30.582	1:10.951	5	34.526	1:11.742
26	29.059	1:14.817	36	29.704	1:11.815	26	35.302	1:12.194	2	37.833	1:12.717	36	42.345	1:12.148
37	30.267	1:12.266	26	31.643	1:12.323	37	35.911	1:12.428	36	37.995	1:12.461	2	43.147	1:13.112
38	32.081	1:12.482	37	32.018	1:11.490	38	37.441	1:11.878	26	39.168	1:12.809	37	43.480	1:11.875
46	34.515	1:13.271	38	34.098	1:11.756	46	43.155	1:13.757	37	39.403	1:12.435	26	44.490	1:13.120
39	37.754	1:13.575	46	37.933	1:13.157	39	46.529	1:13.428	38	40.875	1:12.377	38	45.274	1:12.197
31	40.373	1:14.309	39	41.636	1:13.621	28	48.050	1:10.759	46	47.563	1:13.351	46	53.579	1:13.814
27	42.374	1:11.869	31	45.570	1:14.936	27	52.751	1:14.979	28	50.460	1:11.353	28	54.190	1:11.528
28	42.679	1:11.528	28	45.826	1:12.886	31	53.108	1:16.073	39	51.580	1:13.994	39	57.061	1:13.279
4	54.704	1:16.073	27	46.307	1:13.672				21	1 LAP	2:54.877	21	1 LAP	1:10.760
23	55.919	1:15.549	4	1:00.868	1:15.903				27	56.886	1:13.078	27	1:02.314	1:13.226
			23	1:01.321	1:15.141				31	59.128	1:14.963	31	1:05.536	1:14.206

Cars 1, 3, 4, 7, 27 + 37 - 2 lap penalties - Excess speed in the pit lane

Donington Park National
Circuit Length = 1.9791 miles
Start: 15:13 End: 19:15

Britcar MSA British Endurance Championship
RACE 17 - LAP CHART

Lap 11			Lap 12			Lap 13			Lap 14			Lap 15		
No	Behind	Laptime	No	Behind	Laptime	No	Behind	Laptime	No	Behind	Laptime	No	Behind	Laptime
3		1:08.824	3		1:08.777	3		1:08.916	3		1:10.066	3		1:08.716
17	11.033	1:10.405	31	1 LAP	1:14.193	27	1 LAP	1:13.540	46	1 LAP	1:14.640	39	1 LAP	1:13.754
23	1 LAP	1:15.919	17	11.620	1:09.364	31	1 LAP	1:14.245	39	1 LAP	1:14.718	46	1 LAP	1:17.355
9	20.665	1:11.382	9	22.457	1:10.569	17	11.892	1:09.188	27	1 LAP	1:12.662	27	1 LAP	1:13.489
6	21.212	1:11.509	6	23.532	1:11.097	9	22.826	1:09.285	31	1 LAP	1:14.227	17	12.761	1:09.378
4	1 LAP	1:21.536	23	1 LAP	1:17.251	6	23.983	1:09.367	17	12.099	1:10.273	31	1 LAP	1:14.202
1	27.349	1:13.436	1	30.081	1:11.509	23	1 LAP	1:15.777	9	22.428	1:09.668	9	23.941	1:10.229
7	36.520	1:11.542	4	1 LAP	1:16.107	1	32.688	1:11.523	6	23.587	1:09.670	6	24.778	1:09.907
22	1 LAP	1:17.213	7	40.098	1:12.355	4	1 LAP	1:17.325	1	34.026	1:11.404	1	34.795	1:09.485
5	37.623	1:11.921	5	41.441	1:12.595	7	42.378	1:11.196	23	1 LAP	1:15.969	23	1 LAP	1:16.137
36	45.737	1:12.216	22	1 LAP	1:16.738	5	46.205	1:13.680	7	44.577	1:12.265	7	47.948	1:12.087
2	46.602	1:12.279	36	51.305	1:14.345	22	1 LAP	1:16.965	4	1 LAP	1:15.822	4	1 LAP	1:14.915
37	47.614	1:12.958	2	51.768	1:13.943	2	54.828	1:11.976	2	56.895	1:12.133	2	1:01.356	1:13.177
38	49.888	1:13.438	37	52.274	1:13.437	36	55.471	1:13.082	37	57.848	1:12.178	37	1:02.343	1:13.211
26	51.192	1:15.526	38	53.315	1:12.204	37	55.736	1:12.378	5	58.846	1:22.707 P	36	1:03.184	1:12.878
28	58.854	1:13.488	26	55.010	1:12.595	38	56.574	1:12.175	36	59.022	1:13.617	38	1:03.427	1:12.656
46	59.165	1:14.410	28	1:01.792	1:11.715	26	59.023	1:12.929	38	59.487	1:12.979	26	1:06.381	1:12.831
21	1 LAP	1:10.881	21	1 LAP	1:11.450	28	1:04.785	1:11.909	26	1:02.266	1:13.309	21	1 LAP	1:10.717
39	1:02.292	1:14.055	46	1:05.604	1:15.216	21	1 LAP	1:10.224	22	1 LAP	1:18.808	22	1 LAP	1:16.951
27	1:07.175	1:13.685	39	1:06.197	1:12.682				28	1:07.492	1:12.773	28	1:10.670	1:11.894
									21	1 LAP	1:12.543			

Cars 1, 3, 4, 7, 27 + 37 - 2 lap penalties - Excess speed in the pit lane

Donington Park National
 Circuit Length = 1.9791 miles
 Start: 15:13 End: 19:15

Britcar MSA British Endurance Championship

RACE 17 - LAP CHART

Lap 16			Lap 17			Lap 18			Lap 19			Lap 20		
No	Behind	Laptime	No	Behind	Laptime	No	Behind	Laptime	No	Behind	Laptime	No	Behind	Laptime
3		1:10.758	3		1:09.661	3		1:09.110	3		1:09.680	3		1:10.520
39	1 LAP	1:12.929	21	2 LAPS	1:11.416	38	1 LAP	1:15.227	37	1 LAP	1:12.290	23	2 LAPS	1:18.600
17	13.746	1:11.743	28	1 LAP	1:10.875	21	2 LAPS	1:11.387	36	1 LAP	1:13.153	5	3 LAPS	1:13.271
27	1 LAP	1:15.155	22	2 LAPS	1:15.548	28	1 LAP	1:12.846	38	1 LAP	1:13.702	2	1 LAP	1:13.197
46	1 LAP	1:16.170	39	1 LAP	1:14.760	26	1 LAP	1:15.551	4	2 LAPS	1:17.396	37	1 LAP	1:12.657
31	1 LAP	1:14.122	17	16.746	1:12.661	22	2 LAPS	1:16.329	21	2 LAPS	1:13.231	36	1 LAP	1:14.023
9	22.850	1:09.667	27	1 LAP	1:14.130	17	18.212	1:10.576	28	1 LAP	1:13.173	21	2 LAPS	1:11.409
6	23.878	1:09.858	46	1 LAP	1:15.783	39	1 LAP	1:14.886	26	1 LAP	1:13.836	38	1 LAP	1:13.595
1	35.639	1:11.602	9	24.521	1:11.332	27	1 LAP	1:12.536	17	17.784	1:09.252	28	1 LAP	1:11.594
23	1 LAP	1:15.661	6	24.806	1:10.589	9	26.927	1:11.516	22	2 LAPS	1:16.582	4	2 LAPS	1:16.606
7	55.730	1:18.540 P	31	1 LAP	1:15.482	6	28.049	1:12.353	39	1 LAP	1:13.300	26	1 LAP	1:14.157
4	1 LAP	1:16.272	1	36.391	1:10.413	46	1 LAP	1:18.972	27	1 LAP	1:11.911	17	20.242	1:12.978
2	1:03.830	1:13.232	23	1 LAP	1:15.777	31	1 LAP	1:14.936	9	28.226	1:10.979	22	2 LAPS	1:15.128
37	1:04.327	1:12.742	5	2 LAPS	3:34.236	1	37.640	1:10.359	6	28.502	1:10.133	39	1 LAP	1:13.178
36	1:05.135	1:12.709	2	1:06.033	1:11.864	23	1 LAP	1:15.936	46	1 LAP	1:14.771	27	1 LAP	1:12.325
38	1:05.270	1:12.601	37	1:07.229	1:12.563	5	2 LAPS	1:13.350	31	1 LAP	1:14.865	9	27.463	1:09.757
26	1:09.014	1:13.391	4	1 LAP	1:17.167	2	1:09.576	1:12.653	1	40.872	1:12.912	6	27.903	1:09.921
			36	1:08.665	1:13.191				7	2 LAPS	3:33.644	46	1 LAP	1:15.414
												1	42.173	1:11.821
												31	1 LAP	1:16.137
												7	2 LAPS	1:14.898

Cars 1, 3, 4, 7, 27 + 37 - 2 lap penalties - Excess speed in the pit lane

Donington Park National
Circuit Length = 1.9791 miles
Start: 15:13 End: 19:15

Britcar MSA British Endurance Championship

RACE 17 - LAP CHART

Lap 21			Lap 22			Lap 23			Lap 24			Lap 25		
No	Behind	Laptime	No	Behind	Laptime	No	Behind	Laptime	No	Behind	Laptime	No	Behind	Laptime
3		1:08.234	3		1:09.941	3		1:08.915	3		1:09.231	3		1:11.048
2	1 LAP	1:13.421	7	3 LAPS	1:15.805	7	3 LAPS	1:14.152	46	2 LAPS	1:38.199 P	21	2 LAPS	1:10.115
23	2 LAPS	1:16.751	2	1 LAP	1:11.648	2	1 LAP	1:11.272	7	3 LAPS	1:14.553	2	1 LAP	1:11.739
37	1 LAP	1:14.109	37	1 LAP	1:11.018	37	1 LAP	1:11.847	21	2 LAPS	1:10.856	37	1 LAP	1:11.738
21	2 LAPS	1:12.700	21	2 LAPS	1:10.823	21	2 LAPS	1:09.202	2	1 LAP	1:12.767	7	3 LAPS	1:16.984
36	1 LAP	1:14.705	23	2 LAPS	1:16.497	28	1 LAP	1:12.177	37	1 LAP	1:12.872	28	1 LAP	1:10.921
28	1 LAP	1:13.238	28	1 LAP	1:11.606	36	1 LAP	1:14.808	28	1 LAP	1:10.944	38	1 LAP	1:11.704
38	1 LAP	1:14.900	36	1 LAP	1:13.830	38	1 LAP	1:13.818	38	1 LAP	1:13.149	36	1 LAP	1:14.309
5	3 LAPS	1:23.221 P	38	1 LAP	1:12.501	23	2 LAPS	1:17.810	36	1 LAP	1:14.430	26	1 LAP	1:12.589
26	1 LAP	1:14.072	26	1 LAP	1:15.175	26	1 LAP	1:12.114	23	2 LAPS	1:15.916	17	32.966	1:10.692
4	2 LAPS	1:16.744	17	27.190	1:11.732	17	32.041	1:13.766	26	1 LAP	1:12.602	9	34.766	1:09.483
17	25.399	1:13.391	4	2 LAPS	1:16.831	9	35.958	1:11.617	17	33.322	1:10.512	6	35.697	1:09.383
9	32.477	1:13.248	9	33.256	1:10.720	4	2 LAPS	1:18.835	9	36.331	1:09.604	23	2 LAPS	1:17.150
6	33.734	1:14.065	6	34.045	1:10.252	6	37.314	1:12.184	6	37.362	1:09.279	5	4 LAPS	1:11.981
22	2 LAPS	1:17.714	39	1 LAP	1:14.614	5	4 LAPS	2:40.892	5	4 LAPS	1:13.701	4	2 LAPS	1:15.000
39	1 LAP	1:16.533	27	1 LAP	1:14.637	39	1 LAP	1:14.160	4	2 LAPS	1:17.408	27	1 LAP	1:13.085
27	1 LAP	1:16.446	22	2 LAPS	1:18.350	27	1 LAP	1:14.607	39	1 LAP	1:14.411	1	53.531	1:12.715
1	47.171	1:13.232	1	49.212	1:11.982	22	2 LAPS	1:16.251	27	1 LAP	1:14.785	39	1 LAP	1:15.642
46	1 LAP	1:15.434	46	1 LAP	1:13.954	1	50.648	1:10.351	1	51.864	1:10.447	22	2 LAPS	1:17.236
31	1 LAP	1:15.340	31	1 LAP	1:15.045	31	1 LAP	1:16.834	22	2 LAPS	1:15.845			
									31	1 LAP	1:15.210			

Cars 1, 3, 4, 7, 27 + 37 - 2 lap penalties - Excess speed in the pit lane

Donington Park National
Circuit Length = 1.9791 miles
Start: 15:13 End: 19:15

Britcar MSA British Endurance Championship
RACE 17 - LAP CHART

Lap 26			Lap 27			Lap 28			Lap 29			Lap 30		
No	Behind	Laptime	No	Behind	Laptime	No	Behind	Laptime	No	Behind	Laptime	No	Behind	Laptime
3		1:08.919	3		1:09.697	3		1:08.783	3		1:08.389	3		1:08.453
31	2 LAPS	1:16.667	22	3 LAPS	1:17.369	22	3 LAPS	1:16.227	39	2 LAPS	1:14.469	39	2 LAPS	1:14.245
21	2 LAPS	1:12.216	31	2 LAPS	1:16.176	21	2 LAPS	1:09.735	4	3 LAPS	1:17.574	4	3 LAPS	1:15.208
2	1 LAP	1:12.212	21	2 LAPS	1:10.542	31	2 LAPS	1:16.757	22	3 LAPS	1:14.834	22	3 LAPS	1:15.206
37	1 LAP	1:12.172	2	1 LAP	1:11.555	2	1 LAP	1:11.787	21	2 LAPS	1:11.371	21	2 LAPS	1:10.832
28	1 LAP	1:12.233	37	1 LAP	1:12.327	37	1 LAP	1:12.247	2	1 LAP	1:12.030	2	1 LAP	1:13.914
7	3 LAPS	1:15.677	28	1 LAP	1:11.718	28	1 LAP	1:10.858	31	2 LAPS	1:16.759	31	2 LAPS	1:16.265
38	1 LAP	1:12.030	7	3 LAPS	1:14.366	7	3 LAPS	1:13.318	37	1 LAP	1:11.795	9	42.833	1:10.634
9	35.318	1:09.471	38	1 LAP	1:12.184	9	38.286	1:11.904	28	1 LAP	1:10.242	17	45.175	1:12.008
17	35.784	1:11.737	9	35.165	1:09.544	17	38.690	1:11.768	9	40.652	1:10.755	6	46.301	1:11.539
36	1 LAP	1:14.260	17	35.705	1:09.618	6	39.170	1:10.380	17	41.620	1:11.319	37	1 LAP	1:25.455
6	36.646	1:09.868	6	37.573	1:10.624	38	1 LAP	1:15.252	6	43.215	1:12.434	28	1 LAP	1:25.837 P
26	1 LAP	1:15.396	36	1 LAP	1:13.564	36	1 LAP	1:14.052	7	3 LAPS	1:16.317	38	1 LAP	1:13.680
23	2 LAPS	1:16.372	26	1 LAP	1:13.063	26	1 LAP	1:13.168	38	1 LAP	1:13.121	7	3 LAPS	1:14.723
1	55.228	1:10.616	23	2 LAPS	1:15.949	1	55.922	1:10.003	36	1 LAP	1:13.135	36	1 LAP	1:14.261
4	2 LAPS	1:15.631	1	54.702	1:09.171	23	2 LAPS	1:16.579	26	1 LAP	1:13.860	26	1 LAP	1:13.071
27	1 LAP	1:12.206	27	1 LAP	1:13.058	27	1 LAP	1:12.161	1	57.034	1:09.501	1	58.117	1:09.536
5	4 LAPS	1:25.245 P	4	2 LAPS	1:15.509				5	6 LAPS	3:27.373	5	6 LAPS	1:11.849
39	1 LAP	1:14.719	39	1 LAP	1:13.410				23	2 LAPS	1:15.604			
									27	1 LAP	1:12.590			

Cars 1, 3, 4, 7, 27 + 37 - 2 lap penalties - Excess speed in the pit lane

Donington Park National
 Circuit Length = 1.9791 miles
 Start: 15:13 End: 19:15

Britcar MSA British Endurance Championship
RACE 17 - LAP CHART

Lap 31			Lap 32			Lap 33			Lap 34			Lap 35		
No	Behind	Laptime	No	Behind	Laptime	No	Behind	Laptime	No	Behind	Laptime	No	Behind	Laptime
3		1:11.250	3		1:08.231	3		1:08.943	3		1:10.027	3		1:10.835
23	3 LAPS	1:16.679	7	4 LAPS	1:36.515 P	27	2 LAPS	1:12.873	5	7 LAPS	1:13.680	36	2 LAPS	1:13.684
27	2 LAPS	1:15.719	27	2 LAPS	1:12.335	23	3 LAPS	1:16.043	26	2 LAPS	1:15.384	5	7 LAPS	1:14.845
4	3 LAPS	1:14.872	23	3 LAPS	1:18.032	4	3 LAPS	1:16.421	23	3 LAPS	1:19.003	28	4 LAPS	1:17.940
39	2 LAPS	1:22.674	4	3 LAPS	1:15.309	21	2 LAPS	1:10.568	21	2 LAPS	1:13.319	26	2 LAPS	1:15.964
21	2 LAPS	1:13.442	39	2 LAPS	1:15.601	39	2 LAPS	1:14.627	4	3 LAPS	1:18.128	21	2 LAPS	1:11.118
22	3 LAPS	1:16.456	21	2 LAPS	1:10.676	22	3 LAPS	1:16.484	39	2 LAPS	1:15.841	23	3 LAPS	1:17.220
2	1 LAP	1:12.546	22	3 LAPS	1:15.740	2	1 LAP	1:12.327	27	2 LAPS	1:41.492	4	3 LAPS	1:14.930
31	2 LAPS	1:15.758	2	1 LAP	1:12.442	17	46.131	1:09.893	2	1 LAP	1:11.855	39	2 LAPS	1:13.695
9	42.309	1:10.726	9	44.480	1:10.402	9	46.235	1:10.698	17	47.036	1:10.932	2	1 LAP	1:12.157
17	43.056	1:09.131	17	45.181	1:10.356	6	47.838	1:09.548	9	47.317	1:11.109	27	2 LAPS	1:14.384
6	44.581	1:09.530	6	47.233	1:10.883	37	1 LAP	1:12.465	6	47.671	1:09.860	17	46.409	1:10.208
37	1 LAP	1:12.936	31	2 LAPS	1:17.456	31	2 LAPS	1:16.446	22	3 LAPS	1:16.646	6	47.638	1:10.802
38	1 LAP	1:12.148	37	1 LAP	1:12.716	38	1 LAP	1:12.703	37	1 LAP	1:12.842	22	3 LAPS	1:16.463
1	58.409	1:11.542	38	1 LAP	1:13.848	1	1:03.211	1:11.691	7	5 LAPS	3:14.457	37	1 LAP	1:12.102
36	1 LAP	1:14.031	1	1:00.463	1:10.285	28	3 LAPS	3:50.221	38	1 LAP	1:13.557	1	1:03.169	1:10.046
26	1 LAP	1:15.048	36	1 LAP	1:14.147	36	1 LAP	1:13.563	1	1:03.958	1:10.774	7	5 LAPS	1:14.027
5	6 LAPS	1:11.225	26	1 LAP	1:13.736				31	2 LAPS	1:16.543	38	1 LAP	1:12.978
			5	6 LAPS	1:11.981									

Cars 1, 3, 4, 7, 27 + 37 - 2 lap penalties - Excess speed in the pit lane

Donington Park National
Circuit Length = 1.9791 miles
Start: 15:13 End: 19:15

Britcar MSA British Endurance Championship

RACE 17 - LAP CHART

Lap 36			Lap 37			Lap 38			Lap 39			Lap 40		
No	Behind	Laptime	No	Behind	Laptime	No	Behind	Laptime	No	Behind	Laptime	No	Behind	Laptime
3		1:09.406	3		1:08.872	3		1:08.572	3		1:09.954	3		1:10.713
31	3 LAPS	1:16.330	38	2 LAPS	1:13.467	22	4 LAPS	1:18.643	37	2 LAPS	1:17.579 P	23	4 LAPS	1:18.449
36	2 LAPS	1:13.828	7	6 LAPS	1:15.270	38	2 LAPS	1:13.253	22	4 LAPS	1:16.392	38	2 LAPS	1:14.020
5	7 LAPS	1:11.515	31	3 LAPS	1:15.389	7	6 LAPS	1:15.803	38	2 LAPS	1:13.774	22	4 LAPS	1:15.818
28	4 LAPS	1:12.740	5	7 LAPS	1:11.291	5	7 LAPS	1:11.514	5	7 LAPS	1:12.595	5	7 LAPS	1:12.809
26	2 LAPS	1:11.947	36	2 LAPS	1:13.981	31	3 LAPS	1:16.690	7	6 LAPS	1:18.070	7	6 LAPS	1:15.636
9	1 LAP	1:53.564	28	4 LAPS	1:12.449	36	2 LAPS	1:13.442	31	3 LAPS	1:15.831	26	2 LAPS	1:13.427
21	2 LAPS	1:11.023	26	2 LAPS	1:12.346	26	2 LAPS	1:12.672	36	2 LAPS	1:13.863	36	2 LAPS	1:14.538
23	3 LAPS	1:17.393	9	1 LAP	1:11.302	28	4 LAPS	1:18.727 P	26	2 LAPS	1:13.313	31	3 LAPS	1:16.171
39	2 LAPS	1:13.594	21	2 LAPS	1:11.312	9	1 LAP	1:09.854	9	1 LAP	1:11.902	9	1 LAP	1:11.871
4	3 LAPS	1:15.548	17	48.806	1:10.745	21	2 LAPS	1:13.912	21	2 LAPS	1:12.643	21	2 LAPS	1:10.546
17	46.933	1:09.930	39	2 LAPS	1:14.413	6	50.482	1:09.188	6	50.415	1:09.887	6	49.091	1:09.389
6	48.000	1:09.768	6	49.866	1:10.738	17	52.345	1:12.111 P	2	1 LAP	1:13.362	28	5 LAPS	2:53.820
2	1 LAP	1:13.162	2	1 LAP	1:11.706	2	1 LAP	1:12.797	39	2 LAPS	1:13.526	2	1 LAP	1:12.105
27	2 LAPS	1:16.432	4	3 LAPS	1:17.452	39	2 LAPS	1:16.285	4	3 LAPS	1:15.174	39	2 LAPS	1:15.171
22	3 LAPS	1:16.259	23	3 LAPS	1:21.772	4	3 LAPS	1:15.043	27	2 LAPS	1:13.423	4	3 LAPS	1:15.281
1	1:04.012	1:10.249	27	2 LAPS	1:14.351	27	2 LAPS	1:13.581	1	1:10.544	1:11.378	1	1:10.495	1:10.664
37	1 LAP	1:13.373	1	1:06.300	1:11.160	23	3 LAPS	1:17.574				27	2 LAPS	1:14.186
			37	1 LAP	1:12.340	1	1:09.120	1:11.392						

Cars 1, 3, 4, 7, 27 + 37 - 2 lap penalties - Excess speed in the pit lane

Donington Park National
Circuit Length = 1.9791 miles
Start: 15:13 End: 19:15

Britcar MSA British Endurance Championship

RACE 17 - LAP CHART

Lap 41			Lap 42			Lap 43			Lap 44			Lap 45		
No	Behind	Laptime	No	Behind	Laptime	No	Behind	Laptime	No	Behind	Laptime	No	Behind	Laptime
3		1:10.993	3		1:11.212	3		1:09.061	3		1:10.513	3		1:09.063
23	4 LAPS	1:16.341	27	3 LAPS	1:16.726	39	3 LAPS	1:13.949	46	19 LAPS	1:14.830	46	19 LAPS	1:15.353
38	2 LAPS	1:13.993	4	4 LAPS	1:20.707	27	3 LAPS	1:13.805	39	3 LAPS	1:13.788	39	3 LAPS	1:14.057
22	4 LAPS	1:15.151	37	4 LAPS	3:38.159	4	4 LAPS	1:18.547	27	3 LAPS	1:13.317	27	3 LAPS	1:13.699
5	7 LAPS	1:11.694	23	4 LAPS	1:16.217	37	4 LAPS	1:17.710	4	4 LAPS	1:15.151	4	4 LAPS	1:14.882
26	2 LAPS	1:12.838	38	2 LAPS	1:14.815	23	4 LAPS	1:18.142	5	7 LAPS	1:14.066	9	1 LAP	1:10.911
9	1 LAP	1:10.875	5	7 LAPS	1:12.228	5	7 LAPS	1:12.698	37	4 LAPS	1:18.077	17	3 LAPS	1:13.343
36	2 LAPS	1:14.312	22	4 LAPS	1:17.234	38	2 LAPS	1:15.771	17	3 LAPS	1:12.939	5	7 LAPS	1:17.260
31	3 LAPS	1:15.568	17	3 LAPS	4:14.950	17	3 LAPS	1:10.924	9	1 LAP	1:12.336	37	4 LAPS	1:17.599
7	6 LAPS	1:23.519 P	9	1 LAP	1:09.908	9	1 LAP	1:10.579	23	4 LAPS	1:18.423	23	4 LAPS	1:16.643
21	2 LAPS	1:10.892	26	2 LAPS	1:12.942	26	2 LAPS	1:13.002	38	2 LAPS	1:17.944	26	2 LAPS	1:15.225
6	47.349	1:09.251	36	2 LAPS	1:12.485	22	4 LAPS	1:17.381	26	2 LAPS	1:12.691	36	2 LAPS	1:13.467
28	5 LAPS	1:13.913	31	3 LAPS	1:15.273	36	2 LAPS	1:12.944	36	2 LAPS	1:13.388	38	2 LAPS	1:17.007
2	1 LAP	1:12.584	6	46.610	1:10.473	31	3 LAPS	1:16.220	22	4 LAPS	1:19.145	6	45.879	1:09.243
46	18 LAPS	20:34.250	21	2 LAPS	1:12.626	6	46.530	1:08.981	6	45.699	1:09.682	22	4 LAPS	1:15.660
39	2 LAPS	1:13.359	28	5 LAPS	1:12.026	21	2 LAPS	1:10.695	31	3 LAPS	1:15.673	31	3 LAPS	1:15.563
1	1:09.084	1:09.582	2	1 LAP	1:11.963	28	5 LAPS	1:12.704	21	2 LAPS	1:16.166 P	28	5 LAPS	1:11.317
			46	18 LAPS	1:15.213	2	1 LAP	1:10.890	28	5 LAPS	1:12.005	1	1:07.867	1:09.566
			1	1:07.779	1:09.907	1	1:07.690	1:08.972	2	1 LAP	1:12.199			
									1	1:07.364	1:10.187			

Cars 1, 3, 4, 7, 27 + 37 - 2 lap penalties - Excess speed in the pit lane

Donington Park National
Circuit Length = 1.9791 miles
Start: 15:13 End: 19:15

Britcar MSA British Endurance Championship

RACE 17 - LAP CHART

Lap 46			Lap 47			Lap 48			Lap 49			Lap 50		
No	Behind	Laptime	No	Behind	Laptime	No	Behind	Laptime	No	Behind	Laptime	No	Behind	Laptime
3		1:09.432	3		1:10.816	3		1:08.724	3		1:08.767	3		1:11.452
2	2 LAPS	1:13.232	28	6 LAPS	1:13.193	2	2 LAPS	1:12.305	31	4 LAPS	1:15.343	37	5 LAPS	1:18.534
46	19 LAPS	1:14.169	2	2 LAPS	1:11.072	28	6 LAPS	1:13.852	38	3 LAPS	1:22.603 P	5	10 LAPS	3:21.870
39	3 LAPS	1:13.910	5	8 LAPS	1:53.184 P	7	10 LAPS	1:11.040	2	2 LAPS	1:12.202	23	5 LAPS	1:18.694
7	10 LAPS	5:35.847	7	10 LAPS	1:14.289	39	3 LAPS	1:13.438	28	6 LAPS	1:12.926	22	5 LAPS	1:16.386
27	3 LAPS	1:14.424	27	3 LAPS	1:14.322	27	3 LAPS	1:16.032 P	7	10 LAPS	1:10.932	31	4 LAPS	1:15.639
9	1 LAP	1:10.613	39	3 LAPS	1:22.521	9	1 LAP	1:10.616	9	1 LAP	1:09.944	28	6 LAPS	1:12.607
17	3 LAPS	1:09.944	9	1 LAP	1:11.281	17	3 LAPS	1:09.930	39	3 LAPS	1:14.646	2	2 LAPS	1:15.855 P
4	4 LAPS	1:16.859	17	3 LAPS	1:11.641	6	49.596	1:10.376	17	3 LAPS	1:10.189	7	10 LAPS	1:09.855
37	4 LAPS	1:17.723	4	4 LAPS	1:17.472	4	4 LAPS	1:16.937	6	51.117	1:10.288	9	1 LAP	1:10.139
26	2 LAPS	1:15.244	21	4 LAPS	3:22.113	21	4 LAPS	1:14.878	21	4 LAPS	1:13.497	17	3 LAPS	1:10.058
36	2 LAPS	1:15.430	26	2 LAPS	1:12.946	26	2 LAPS	1:14.621	26	2 LAPS	1:13.831	39	3 LAPS	1:12.590
6	47.511	1:11.064	6	47.944	1:11.249	36	2 LAPS	1:12.873	4	4 LAPS	1:16.608	6	49.617	1:09.952
23	4 LAPS	1:20.601	46	19 LAPS	1:45.644 P	37	4 LAPS	1:18.426	36	2 LAPS	1:13.789	21	4 LAPS	1:12.543
38	2 LAPS	1:17.858	36	2 LAPS	1:14.479	23	4 LAPS	1:17.938	1	1:09.552	1:10.915	26	2 LAPS	1:13.319
22	4 LAPS	1:16.490	37	4 LAPS	1:18.937	22	4 LAPS	1:16.176				36	2 LAPS	1:14.045
31	3 LAPS	1:15.722	23	4 LAPS	1:17.557	1	1:07.404	1:09.343				4	4 LAPS	1:15.624
1	1:08.014	1:09.579	38	2 LAPS	1:18.347							1	1:07.746	1:09.646
			22	4 LAPS	1:15.979									
			31	3 LAPS	1:15.089									
			1	1:06.785	1:09.587									

Cars 1, 3, 4, 7, 27 + 37 - 2 lap penalties - Excess speed in the pit lane

Donington Park National
Circuit Length = 1.9791 miles
Start: 15:13 End: 19:15

Britcar MSA British Endurance Championship
RACE 17 - LAP CHART

Lap 51			Lap 52			Lap 53			Lap 54			Lap 55		
No	Behind	Laptime	No	Behind	Laptime	No	Behind	Laptime	No	Behind	Laptime	No	Behind	Laptime
3		1:11.153	3		1:10.050	3		1:09.649	3		1:09.241	3		1:12.008
5	10 LAPS	1:13.729	4	5 LAPS	1:20.995 P	5	10 LAPS	1:11.821	5	10 LAPS	1:12.717	38	5 LAPS	1:18.662
27	5 LAPS	3:02.403	5	10 LAPS	1:13.706	27	5 LAPS	1:14.995	27	5 LAPS	1:13.760	26	3 LAPS	1:14.445
37	5 LAPS	1:18.476	27	5 LAPS	1:18.718	28	6 LAPS	1:13.265	28	6 LAPS	1:11.338	36	3 LAPS	1:13.977
22	5 LAPS	1:17.342	37	5 LAPS	1:17.973	31	4 LAPS	1:17.289	31	4 LAPS	1:14.923	5	10 LAPS	1:12.316
23	5 LAPS	1:18.279	31	4 LAPS	1:16.699	37	5 LAPS	1:18.720	9	1 LAP	1:11.119	27	5 LAPS	1:12.463
31	4 LAPS	1:15.215	28	6 LAPS	1:15.035	22	5 LAPS	1:19.494	7	10 LAPS	1:14.486	28	6 LAPS	1:12.122
28	6 LAPS	1:12.402	22	5 LAPS	1:18.651	7	10 LAPS	1:12.411	37	5 LAPS	1:19.030	9	1 LAP	1:10.430
7	10 LAPS	1:09.619	23	5 LAPS	1:23.546 P	9	1 LAP	1:09.199	17	3 LAPS	1:11.636	31	4 LAPS	1:15.244
9	1 LAP	1:09.049	7	10 LAPS	1:10.228	17	3 LAPS	1:09.757	22	5 LAPS	1:17.950	7	10 LAPS	1:11.318
17	3 LAPS	1:09.692	9	1 LAP	1:09.578	39	3 LAPS	1:12.267	39	3 LAPS	1:12.594	23	7 LAPS	3:42.752
39	3 LAPS	1:12.897	17	3 LAPS	1:09.986	6	47.660	1:09.386	6	48.762	1:10.343	17	3 LAPS	1:16.780
38	4 LAPS	3:07.572	39	3 LAPS	1:12.469	2	3 LAPS	1:13.335	4	6 LAPS	3:14.408	37	5 LAPS	1:20.353
6	48.475	1:10.011	6	47.923	1:09.498	38	4 LAPS	1:17.448	2	3 LAPS	1:11.860	22	5 LAPS	1:20.420
21	4 LAPS	1:11.288	38	4 LAPS	1:17.630	21	4 LAPS	1:12.304	1	1:05.403	1:09.993	6	48.403	1:11.649
26	2 LAPS	1:12.186	2	3 LAPS	3:04.338	1	1:04.651	1:08.899	21	4 LAPS	1:13.399	39	3 LAPS	1:13.728
36	2 LAPS	1:12.332	21	4 LAPS	1:11.838	26	2 LAPS	1:12.583				2	3 LAPS	1:10.955
1	1:06.098	1:09.505	26	2 LAPS	1:13.201	36	2 LAPS	1:12.456				1	1:02.479	1:09.084
			1	1:05.401	1:09.353							4	6 LAPS	1:17.508
			36	2 LAPS	1:13.154							21	4 LAPS	1:11.462

Cars 1, 3, 4, 7, 27 + 37 - 2 lap penalties - Excess speed in the pit lane

Donington Park National
Circuit Length = 1.9791 miles
Start: 15:13 End: 19:15

Britcar MSA British Endurance Championship
RACE 17 - LAP CHART

Lap 56			Lap 57			Lap 58			Lap 59			Lap 60		
No	Behind	Laptime	No	Behind	Laptime	No	Behind	Laptime	No	Behind	Laptime	No	Behind	Laptime
3		1:09.541	3		1:11.536	3		1:11.994	3		1:18.720 P	6		1:23.825 P
38	5 LAPS	1:16.237	4	7 LAPS	1:20.067	1	1 LAP	1:10.119	4	7 LAPS	1:16.005	39	3 LAPS	1:13.031
36	3 LAPS	1:14.804	1	1 LAP	1:25.561	4	7 LAPS	1:17.556	36	3 LAPS	1:13.666	2	3 LAPS	1:09.894
26	3 LAPS	1:15.469	36	3 LAPS	1:14.248	36	3 LAPS	1:13.537	5	10 LAPS	1:13.205	1	18.166	1:12.057
5	10 LAPS	1:12.941	26	3 LAPS	1:17.441	26	3 LAPS	1:17.241	38	5 LAPS	1:16.702	22	5 LAPS	1:17.019
28	6 LAPS	1:11.446	38	5 LAPS	1:18.380	38	5 LAPS	1:17.542	28	6 LAPS	1:12.714	21	4 LAPS	1:16.955
27	5 LAPS	1:14.049	5	10 LAPS	1:13.603	5	10 LAPS	1:13.060	7	10 LAPS	1:11.360	37	5 LAPS	1:20.823
9	1 LAP	1:09.787	28	6 LAPS	1:12.092	28	6 LAPS	1:11.713	26	3 LAPS	1:28.524 P	36	2 LAPS	1:13.900
7	10 LAPS	1:10.050	9	1 LAP	1:09.454	9	1 LAP	1:14.174 P	27	5 LAPS	1:16.479 P	4	6 LAPS	1:16.677
31	4 LAPS	1:15.308	27	5 LAPS	1:13.938	27	5 LAPS	1:14.663	17	3 LAPS	1:11.081	5	9 LAPS	1:13.119
23	7 LAPS	1:14.100	7	10 LAPS	1:10.572	7	10 LAPS	1:12.811	6	36.642	1:10.069	28	5 LAPS	1:12.035
17	3 LAPS	1:09.373	17	3 LAPS	1:13.306	17	3 LAPS	1:10.114	23	7 LAPS	1:15.638	38	4 LAPS	1:15.286
6	49.273	1:10.411	31	4 LAPS	1:16.054	6	45.293	1:10.309	31	4 LAPS	1:15.255	17	2 LAPS	1:10.068
37	5 LAPS	1:17.612	23	7 LAPS	1:15.587	23	7 LAPS	1:14.257	39	3 LAPS	1:12.458	7	9 LAPS	1:21.534 P
22	5 LAPS	1:16.842	6	46.978	1:09.241	31	4 LAPS	1:15.696	2	3 LAPS	1:09.972	23	6 LAPS	1:14.175
39	3 LAPS	1:12.990	39	3 LAPS	1:13.319	39	3 LAPS	1:13.200	22	5 LAPS	1:15.828	9	2 LAPS	4:01.207
2	3 LAPS	1:09.997	37	5 LAPS	1:18.059	2	3 LAPS	1:12.578	37	5 LAPS	1:18.905	2	2 LAPS	1:12.015
21	4 LAPS	1:12.935	22	5 LAPS	1:18.222	22	5 LAPS	1:17.350	1	1:06.576	1:10.283	39	2 LAPS	1:13.153
			2	3 LAPS	1:10.692	37	5 LAPS	1:19.382	21	4 LAPS	1:12.955	31	3 LAPS	1:18.380
			21	4 LAPS	1:11.886	21	4 LAPS	1:13.811	36	2 LAPS	1:13.115			
						1	1:15.013	1:09.925	4	6 LAPS	1:16.360			

Cars 1, 3, 4, 7, 27 + 37 - 2 lap penalties - Excess speed in the pit lane

Donington Park National
 Circuit Length = 1.9791 miles
 Start: 15:13 End: 19:15

Britcar MSA British Endurance Championship
RACE 17 - LAP CHART

Lap 61			Lap 62			Lap 63			Lap 64			Lap 65		
No	Behind	Laptime	No	Behind	Laptime	No	Behind	Laptime	No	Behind	Laptime	No	Behind	Laptime
1		1:10.350	1		1:10.367	1		1:10.619	1		1:11.047	1		1:12.473
22	5 LAPS	1:15.850	21	4 LAPS	1:11.951	21	4 LAPS	1:11.565	31	4 LAPS	1:14.827	38	5 LAPS	1:18.172
27	6 LAPS	3:04.924	27	6 LAPS	1:14.076	27	6 LAPS	1:12.431	21	4 LAPS	1:15.148	31	4 LAPS	1:14.805
21	4 LAPS	1:11.549	22	5 LAPS	1:16.962	22	5 LAPS	1:17.683	27	6 LAPS	1:13.273	21	4 LAPS	1:11.824
37	5 LAPS	1:18.499	36	2 LAPS	1:14.662	36	2 LAPS	1:13.133	7	12 LAPS	4:21.112	27	6 LAPS	1:13.077
36	2 LAPS	1:14.253	5	9 LAPS	1:14.239	5	9 LAPS	1:12.364	22	5 LAPS	1:17.103	37	7 LAPS	3:32.265
5	9 LAPS	1:13.376	28	5 LAPS	1:12.088	28	5 LAPS	1:12.173	36	2 LAPS	1:13.943	36	2 LAPS	1:14.029
4	6 LAPS	1:16.377	37	5 LAPS	1:24.845 P	4	6 LAPS	1:16.072	28	5 LAPS	1:11.610	22	5 LAPS	1:17.889
28	5 LAPS	1:11.713	4	6 LAPS	1:17.778	17	2 LAPS	1:11.687	5	9 LAPS	1:13.600	28	5 LAPS	1:13.195
17	2 LAPS	1:10.355	17	2 LAPS	1:11.204	6	1 LAP	1:10.396	17	2 LAPS	1:10.397	5	9 LAPS	1:13.200
38	4 LAPS	1:35.828	6	1 LAP	3:27.051	2	2 LAPS	1:09.561	4	6 LAPS	1:16.562	17	2 LAPS	1:11.368
23	6 LAPS	1:13.753	2	2 LAPS	1:10.497	23	6 LAPS	1:15.263	6	1 LAP	1:09.732	6	1 LAP	1:09.612
2	2 LAPS	1:11.757	23	6 LAPS	1:14.433	38	4 LAPS	1:16.222	2	2 LAPS	1:09.104	4	6 LAPS	1:16.778
9	2 LAPS	1:13.941	38	4 LAPS	1:17.277	39	2 LAPS	1:13.292	23	6 LAPS	1:14.479	7	12 LAPS	1:38.799 P
39	2 LAPS	1:13.878	39	2 LAPS	1:14.718	9	2 LAPS	1:13.550	39	2 LAPS	1:13.335	2	2 LAPS	1:09.600
31	3 LAPS	1:15.306	9	2 LAPS	1:16.567				9	2 LAPS	1:14.485	23	6 LAPS	1:15.113
			31	3 LAPS	1:15.000							39	2 LAPS	1:13.110

Cars 1, 3, 4, 7, 27 + 37 - 2 lap penalties - Excess speed in the pit lane

Donington Park National
 Circuit Length = 1.9791 miles
 Start: 15:13 End: 19:15

Britcar MSA British Endurance Championship
RACE 17 - LAP CHART

Lap 66			Lap 67			Lap 68			Lap 69			Lap 70		
No	Behind	Laptime	No	Behind	Laptime	No	Behind	Laptime	No	Behind	Laptime	No	Behind	Laptime
1		1:15.409	1		1:11.969	1		1:11.318	1		1:13.397	1		1:12.444
9	3 LAPS	1:16.335	9	3 LAPS	1:14.075	23	7 LAPS	1:13.652	23	7 LAPS	1:15.206	23	7 LAPS	1:14.343
31	4 LAPS	1:15.352	39	3 LAPS	1:20.092 P	9	3 LAPS	1:14.285	9	3 LAPS	1:13.977	9	3 LAPS	1:12.647
26	9 LAPS	9:04.825	31	4 LAPS	1:15.162	31	4 LAPS	1:14.108	31	4 LAPS	1:14.135	21	4 LAPS	1:11.790
38	5 LAPS	1:18.223	26	9 LAPS	1:16.718	21	4 LAPS	1:14.871	21	4 LAPS	1:11.299	31	4 LAPS	1:14.875
21	4 LAPS	1:11.463	21	4 LAPS	1:12.090	26	9 LAPS	1:16.735	26	9 LAPS	1:13.664	27	6 LAPS	1:11.582
27	6 LAPS	1:12.288	38	5 LAPS	1:16.853	27	6 LAPS	1:14.260	27	6 LAPS	1:12.736	26	9 LAPS	1:13.614
37	7 LAPS	1:13.138	27	6 LAPS	1:12.683	38	5 LAPS	1:17.524	38	5 LAPS	1:16.112	38	5 LAPS	1:17.835
36	2 LAPS	1:13.601	37	7 LAPS	1:12.887	37	7 LAPS	1:12.146	28	5 LAPS	1:11.640	6	1 LAP	1:10.909
28	5 LAPS	1:12.413	28	5 LAPS	1:12.346	28	5 LAPS	1:12.079	37	7 LAPS	1:13.399	28	5 LAPS	1:13.950
5	9 LAPS	1:13.706	5	9 LAPS	1:13.085	17	2 LAPS	1:11.334	17	2 LAPS	1:10.075	37	7 LAPS	1:13.443
22	5 LAPS	1:17.493	17	2 LAPS	1:11.592	6	1 LAP	1:11.600	6	1 LAP	1:08.837	17	2 LAPS	1:13.035
17	2 LAPS	1:11.129	6	1 LAP	1:08.952	5	9 LAPS	1:17.610	5	9 LAPS	1:12.809	36	4 LAPS	3:33.193
6	1 LAP	1:08.680	36	2 LAPS	1:19.641 P	2	2 LAPS	1:10.496	2	2 LAPS	1:09.889	2	2 LAPS	1:10.480
2	2 LAPS	1:10.505	22	5 LAPS	1:17.255	22	5 LAPS	1:29.528 P	39	4 LAPS	3:21.515	5	9 LAPS	1:13.859
4	6 LAPS	1:18.591	2	2 LAPS	1:09.863	4	6 LAPS	1:15.844	4	6 LAPS	1:16.668	39	4 LAPS	1:16.002
23	6 LAPS	1:14.797	4	6 LAPS	1:17.090									

Cars 1, 3, 4, 7, 27 + 37 - 2 lap penalties - Excess speed in the pit lane

Donington Park National
 Circuit Length = 1.9791 miles
 Start: 15:13 End: 19:15

Britcar MSA British Endurance Championship

RACE 17 - LAP CHART

Lap 71			Lap 72			Lap 73			Lap 74			Lap 75		
No	Behind	Laptime	No	Behind	Laptime	No	Behind	Laptime	No	Behind	Laptime	No	Behind	Laptime
1		1:11.388	1		1:15.351	1		1:15.846 P	6		1:10.224	6		1:10.160
4	7 LAPS	1:19.010	4	7 LAPS	1:17.007	23	7 LAPS	1:16.919	27	5 LAPS	1:12.995	27	5 LAPS	1:12.745
23	7 LAPS	1:14.444	23	7 LAPS	1:14.255	9	3 LAPS	1:15.229	23	6 LAPS	1:15.121	23	6 LAPS	1:13.770
9	3 LAPS	1:14.542	9	3 LAPS	1:13.745	21	4 LAPS	1:15.278	26	8 LAPS	1:12.932	26	8 LAPS	1:12.847
21	4 LAPS	1:12.052	21	4 LAPS	1:13.516	27	6 LAPS	1:13.323	21	3 LAPS	1:18.730 P	22	7 LAPS	1:23.687
27	6 LAPS	1:11.970	27	6 LAPS	1:11.923	26	9 LAPS	1:12.848	17	1 LAP	1:12.026	17	1 LAP	1:11.040
31	4 LAPS	1:14.591	26	9 LAPS	1:12.387	4	7 LAPS	1:25.079	31	3 LAPS	1:18.730 P	2	1 LAP	1:09.135
26	9 LAPS	1:12.837	31	4 LAPS	1:14.387	6	1 LAP	1:09.000	2	1 LAP	1:11.028	28	4 LAPS	1:12.574
6	1 LAP	1:09.339	6	1 LAP	1:09.116	31	4 LAPS	1:14.512	28	4 LAPS	1:14.425	37	6 LAPS	1:11.973
38	5 LAPS	1:15.704	17	2 LAPS	1:11.037	17	2 LAPS	1:09.662	4	6 LAPS	1:19.413	4	6 LAPS	1:17.336
17	2 LAPS	1:12.318	38	5 LAPS	1:15.743	28	5 LAPS	1:11.390	37	6 LAPS	1:12.582	5	8 LAPS	1:13.246
28	5 LAPS	1:15.224	28	5 LAPS	1:11.558	37	7 LAPS	1:13.419	5	8 LAPS	1:13.024	36	3 LAPS	1:14.234
37	7 LAPS	1:14.944	37	7 LAPS	1:12.735	2	2 LAPS	1:11.915	38	4 LAPS	1:19.896 P	39	3 LAPS	1:11.871
2	2 LAPS	1:10.366	2	2 LAPS	1:09.839	38	5 LAPS	1:16.198	36	3 LAPS	1:15.934	1	1:03.889	1:15.242
36	4 LAPS	1:17.625	36	4 LAPS	1:16.486	5	9 LAPS	1:12.553	9	2 LAPS	1:49.942 P			
5	9 LAPS	1:12.652	5	9 LAPS	1:13.469	36	4 LAPS	1:15.350	39	3 LAPS	1:13.252			
22	7 LAPS	3:27.244	22	7 LAPS	1:26.015	39	4 LAPS	1:15.795	1	58.807	3:32.704			
39	4 LAPS	1:12.590	39	4 LAPS	1:14.299	22	7 LAPS	1:25.067						
						21	3 LAPS	1:14.229						
						27	5 LAPS	1:13.850						
						23	6 LAPS	1:15.827						

Cars 1, 3, 4, 7, 27 + 37 - 2 lap penalties - Excess speed in the pit lane

Donington Park National
Circuit Length = 1.9791 miles
Start: 15:13 End: 19:15

Britcar MSA British Endurance Championship
RACE 17 - LAP CHART

Lap 76			Lap 77			Lap 78			Lap 79			Lap 80		
No	Behind	Laptime	No	Behind	Laptime	No	Behind	Laptime	No	Behind	Laptime	No	Behind	Laptime
6		1:10.085	6		1:09.981	6		1:11.391	6		1:09.487	6		1:10.753
27	5 LAPS	1:13.362	31	5 LAPS	3:24.748	1	1 LAP	1:13.495	1	1 LAP	1:16.512	1	1 LAP	1:15.361
17	1 LAP	1:11.720	27	5 LAPS	1:12.704	27	5 LAPS	1:15.850	2	1 LAP	1:10.822	2	1 LAP	1:09.843
23	6 LAPS	1:15.416	17	1 LAP	1:10.911	2	1 LAP	1:10.920	27	5 LAPS	1:14.094	27	5 LAPS	1:13.858
26	8 LAPS	1:14.185	2	1 LAP	1:12.099	17	1 LAP	1:18.857 P	26	8 LAPS	1:13.266	26	8 LAPS	1:11.909
2	1 LAP	1:10.190	26	8 LAPS	1:14.685	26	8 LAPS	1:13.683	28	4 LAPS	1:12.465	28	4 LAPS	1:11.820
28	4 LAPS	1:12.064	23	6 LAPS	1:15.414	23	6 LAPS	1:14.193	23	6 LAPS	1:14.289	23	6 LAPS	1:14.017
37	6 LAPS	1:11.714	28	4 LAPS	1:12.446	31	5 LAPS	1:26.328	37	6 LAPS	1:12.245	37	6 LAPS	1:13.000
22	7 LAPS	1:24.937	37	6 LAPS	1:11.927	28	4 LAPS	1:11.616	31	5 LAPS	1:21.732	31	5 LAPS	1:19.226
4	6 LAPS	1:17.482	38	6 LAPS	3:31.094	37	6 LAPS	1:11.825	5	8 LAPS	1:18.009	5	8 LAPS	1:12.904
5	8 LAPS	1:12.527	22	7 LAPS	1:22.591	38	6 LAPS	1:19.545	38	6 LAPS	1:20.202	38	6 LAPS	1:17.180
36	3 LAPS	1:14.660	4	6 LAPS	1:16.985	5	8 LAPS	1:13.331	4	6 LAPS	1:16.902	4	6 LAPS	1:15.823
21	4 LAPS	3:10.129	5	8 LAPS	1:14.087	4	6 LAPS	1:18.127	36	3 LAPS	1:15.891	36	3 LAPS	1:14.675
39	3 LAPS	1:13.835	36	3 LAPS	1:14.487	22	7 LAPS	1:23.329	21	4 LAPS	1:09.904	21	4 LAPS	1:10.981
1	1:09.707	1:15.903	21	4 LAPS	1:14.673	36	3 LAPS	1:14.662	22	7 LAPS	1:24.337	39	3 LAPS	1:15.288
			39	3 LAPS	1:13.111	21	4 LAPS	1:13.022	39	3 LAPS	1:13.548	22	7 LAPS	1:22.215
						39	3 LAPS	1:12.518						

Cars 1, 3, 4, 7, 27 + 37 - 2 lap penalties - Excess speed in the pit lane

Donington Park National
 Circuit Length = 1.9791 miles
 Start: 15:13 End: 19:15

Britcar MSA British Endurance Championship
RACE 17 - LAP CHART

Lap 81			Lap 82			Lap 83			Lap 84			Lap 85		
No	Behind	Laptime	No	Behind	Laptime	No	Behind	Laptime	No	Behind	Laptime	No	Behind	Laptime
6		1:16.348	6		1:14.809 P	2		1:09.477	2		1:12.541	2		1:09.818
2	1 LAP	1:12.571	2	1 LAP	1:09.991	38	6 LAPS	1:18.499	39	3 LAPS	1:16.351	31	5 LAPS	1:18.100
1	1 LAP	1:15.483	1	1 LAP	1:14.632	1	16.906	1:15.504	36	3 LAPS	1:20.181	39	3 LAPS	1:13.266
27	5 LAPS	1:14.091	22	8 LAPS	1:29.040	5	9 LAPS	3:06.212	4	6 LAPS	1:19.117	36	3 LAPS	1:15.107
26	8 LAPS	1:12.083	28	4 LAPS	1:11.590	27	4 LAPS	1:13.549	6	1 LAP	3:44.873	4	6 LAPS	1:17.620
28	4 LAPS	1:10.749	27	5 LAPS	1:14.464	26	7 LAPS	1:13.390	38	6 LAPS	1:15.978	6	1 LAP	1:17.952
37	6 LAPS	1:12.227	26	8 LAPS	1:13.746	23	5 LAPS	1:14.562	5	9 LAPS	1:11.288	38	6 LAPS	1:16.443
23	6 LAPS	1:14.128	23	6 LAPS	1:15.459	17	2 LAPS	1:11.084	1	17.847	1:13.482	5	9 LAPS	1:12.664
17	3 LAPS	3:58.174	37	6 LAPS	1:18.273 P	22	7 LAPS	1:26.060	26	7 LAPS	1:11.303	28	5 LAPS	3:34.843
31	5 LAPS	1:18.836	17	3 LAPS	1:11.116	21	3 LAPS	1:08.821	27	4 LAPS	1:12.933	1	21.782	1:13.753
5	8 LAPS	1:16.454 P	31	5 LAPS	1:20.696	31	4 LAPS	1:20.828	17	2 LAPS	1:10.368	26	7 LAPS	1:12.581
38	6 LAPS	1:16.358	21	4 LAPS	1:14.174				23	5 LAPS	1:14.748	27	4 LAPS	1:12.567
4	6 LAPS	1:16.665	4	6 LAPS	1:22.735				21	3 LAPS	1:10.701	17	2 LAPS	1:09.618
21	4 LAPS	1:12.126	36	3 LAPS	1:18.874				9	11 LAPS	13:20.694	23	5 LAPS	1:13.707
36	3 LAPS	1:15.362	39	3 LAPS	1:13.048				22	7 LAPS	1:24.592	21	3 LAPS	1:10.276
39	3 LAPS	1:13.393	38	6 LAPS	1:32.514							37	8 LAPS	5:11.734
			2	1:16.145	1:09.001							9	11 LAPS	1:16.839
			1	1:27.024	1:14.603							22	7 LAPS	1:22.404
			27	4 LAPS	1:12.718									
			26	7 LAPS	1:12.615									
			28	3 LAPS	1:16.309 P									

Cars 1, 3, 4, 7, 27 + 37 - 2 lap penalties - Excess speed in the pit lane

Donington Park National
 Circuit Length = 1.9791 miles
 Start: 15:13 End: 19:15

Britcar MSA British Endurance Championship

RACE 17 - LAP CHART

Lap 86			Lap 87			Lap 88			Lap 89			Lap 90		
No	Behind	Laptime	No	Behind	Laptime	No	Behind	Laptime	No	Behind	Laptime	No	Behind	Laptime
2		1:10.815	2		1:10.929	2		1:09.319	2		1:09.983	2		1:10.528
39	3 LAPS	1:13.077	39	3 LAPS	1:13.268	39	3 LAPS	1:12.880	39	3 LAPS	1:12.460	9	12 LAPS	1:13.767
36	3 LAPS	1:14.785	22	8 LAPS	1:22.949	36	3 LAPS	1:16.231	5	9 LAPS	1:10.903	39	3 LAPS	1:12.392
4	6 LAPS	1:16.138	36	3 LAPS	1:15.923	5	9 LAPS	1:12.647	36	3 LAPS	1:15.168	5	9 LAPS	1:10.479
6	1 LAP	1:17.056	5	9 LAPS	1:11.181	22	8 LAPS	1:26.199	17	2 LAPS	1:11.749	36	3 LAPS	1:15.718
5	9 LAPS	1:13.403	4	6 LAPS	1:16.823	4	6 LAPS	1:17.150	4	6 LAPS	1:17.651	17	2 LAPS	1:09.065
38	6 LAPS	1:17.585	6	1 LAP	1:15.052	6	1 LAP	1:15.248	6	1 LAP	1:18.222	26	7 LAPS	1:14.724
31	5 LAPS	1:34.569	1	29.997	1:15.329	17	2 LAPS	1:11.862	26	7 LAPS	1:14.570	6	1 LAP	1:16.061
1	25.597	1:14.630	38	6 LAPS	1:18.994	1	35.490	1:14.812	1	40.395	1:14.888	28	5 LAPS	1:14.965
28	5 LAPS	1:15.074	26	7 LAPS	1:15.503	26	7 LAPS	1:12.769	22	8 LAPS	1:23.890	4	6 LAPS	1:19.196
26	7 LAPS	1:16.381	17	2 LAPS	1:13.236	28	5 LAPS	1:12.942	28	5 LAPS	1:14.199	27	4 LAPS	1:21.335
27	4 LAPS	1:15.723	28	5 LAPS	1:18.067	27	4 LAPS	1:13.222	27	4 LAPS	1:14.316	38	6 LAPS	1:17.659
17	2 LAPS	1:08.384	27	4 LAPS	1:15.887	38	6 LAPS	1:17.407	38	6 LAPS	1:16.610	22	8 LAPS	1:25.583
23	5 LAPS	1:14.851	31	5 LAPS	1:26.138	23	5 LAPS	1:15.025	23	5 LAPS	1:14.111	21	3 LAPS	1:13.211
21	3 LAPS	1:09.278	23	5 LAPS	1:13.978	31	5 LAPS	1:19.202	21	3 LAPS	1:11.265	23	5 LAPS	1:14.012
37	8 LAPS	1:12.461	21	3 LAPS	1:11.163	21	3 LAPS	1:11.856	37	8 LAPS	1:11.534	37	8 LAPS	1:11.592
9	11 LAPS	1:14.653	37	8 LAPS	1:12.129	37	8 LAPS	1:11.157	31	5 LAPS	1:18.817	31	5 LAPS	1:18.390
			9	11 LAPS	1:11.598	9	11 LAPS	1:12.770						

Cars 1, 3, 4, 7, 27 + 37 - 2 lap penalties - Excess speed in the pit lane

Donington Park National
Circuit Length = 1.9791 miles
Start: 15:13 End: 19:15

Britcar MSA British Endurance Championship
RACE 17 - LAP CHART

Lap 91			Lap 92			Lap 93			Lap 94			Lap 95		
No	Behind	Laptime	No	Behind	Laptime	No	Behind	Laptime	No	Behind	Laptime	No	Behind	Laptime
2		1:12.243	2		1:11.383	2		1:11.540	2		1:09.750	2		1:11.655
9	12 LAPS	1:14.280	31	6 LAPS	1:18.361	22	9 LAPS	1:23.114	1	3 LAPS	3:09.508	23	6 LAPS	1:16.108
39	3 LAPS	1:12.800	9	12 LAPS	1:16.068	31	6 LAPS	1:17.898	9	12 LAPS	1:15.312	38	7 LAPS	1:17.942
5	9 LAPS	1:12.505	39	3 LAPS	1:12.406	9	12 LAPS	1:13.474	31	6 LAPS	1:19.870	1	3 LAPS	1:13.040
17	2 LAPS	1:09.178	5	9 LAPS	1:10.255	39	3 LAPS	1:13.326	22	9 LAPS	1:24.264	9	12 LAPS	1:17.601
1	1 LAP	2:14.782 P	17	2 LAPS	1:09.205	5	9 LAPS	1:10.376	5	9 LAPS	1:11.207	31	6 LAPS	1:18.573
36	3 LAPS	1:15.146	36	3 LAPS	1:14.081	17	2 LAPS	1:09.622	39	3 LAPS	1:15.211	5	9 LAPS	1:12.950
26	7 LAPS	1:12.643	26	7 LAPS	1:13.074	36	3 LAPS	1:14.791	17	2 LAPS	1:10.223	17	2 LAPS	1:11.765
28	5 LAPS	1:12.231	28	5 LAPS	1:12.985	28	5 LAPS	1:11.937	36	3 LAPS	1:14.986	39	3 LAPS	1:15.679
6	1 LAP	1:16.577	6	1 LAP	1:13.691	26	7 LAPS	1:14.366	28	5 LAPS	1:11.969	22	9 LAPS	1:23.917
4	6 LAPS	1:16.285	27	4 LAPS	1:13.028	6	1 LAP	1:13.063	26	7 LAPS	1:12.812	28	5 LAPS	1:10.918
27	4 LAPS	1:12.953	21	3 LAPS	1:10.632	21	3 LAPS	1:10.586	21	3 LAPS	1:11.855	36	3 LAPS	1:14.491
21	3 LAPS	1:10.686	4	6 LAPS	1:17.816	27	4 LAPS	1:13.795	6	1 LAP	1:14.797	26	7 LAPS	1:12.230
23	5 LAPS	1:14.582	37	8 LAPS	1:11.547	4	6 LAPS	1:15.939	27	4 LAPS	1:12.972	21	3 LAPS	1:09.642
37	8 LAPS	1:13.029	23	5 LAPS	1:14.260	37	8 LAPS	1:12.536	37	8 LAPS	1:11.579	6	1 LAP	1:14.891
38	6 LAPS	1:19.317	38	6 LAPS	1:15.011	23	5 LAPS	1:14.394	4	6 LAPS	1:16.026	27	4 LAPS	1:14.100
22	8 LAPS	1:21.737				38	6 LAPS	1:15.960				37	8 LAPS	1:11.525

Cars 1, 3, 4, 7, 27 + 37 - 2 lap penalties - Excess speed in the pit lane

Donington Park National
 Circuit Length = 1.9791 miles
 Start: 15:13 End: 19:15

Britcar MSA British Endurance Championship
RACE 17 - LAP CHART

Lap 96			Lap 97			Lap 98			Lap 99			Lap 100		
No	Behind	Laptime	No	Behind	Laptime	No	Behind	Laptime	No	Behind	Laptime	No	Behind	Laptime
2		1:10.206	2		1:13.134	2		1:15.663	2		1:14.300	2		2:13.234
4	7 LAPS	1:16.189	36	4 LAPS	1:35.996	23	6 LAPS	1:18.343	27	5 LAPS	1:16.482	27	5 LAPS	2:12.772
23	6 LAPS	1:14.078	23	6 LAPS	1:15.398	36	4 LAPS	1:23.374	23	6 LAPS	1:15.906	23	6 LAPS	2:04.194
38	7 LAPS	1:16.613	4	7 LAPS	1:17.940	4	7 LAPS	1:23.285	36	4 LAPS	1:18.724	36	4 LAPS	1:59.960
1	3 LAPS	1:14.443	38	7 LAPS	1:21.172	1	3 LAPS	1:22.328	4	7 LAPS	1:20.774	4	7 LAPS	1:56.313
9	12 LAPS	1:12.577	1	3 LAPS	1:18.557	38	7 LAPS	1:25.606	17	2 LAPS	1:11.552	17	2 LAPS	1:51.128
5	9 LAPS	1:12.238	9	12 LAPS	1:15.329	5	9 LAPS	1:17.661	1	3 LAPS	1:16.589	1	3 LAPS	1:50.707
17	2 LAPS	1:14.065	5	9 LAPS	1:12.828	17	2 LAPS	1:16.981	5	9 LAPS	1:13.908	5	9 LAPS	1:51.378
39	3 LAPS	1:15.081	17	2 LAPS	1:09.820	9	12 LAPS	1:18.724	9	12 LAPS	1:17.157	9	12 LAPS	1:50.841
31	6 LAPS	1:20.288	39	3 LAPS	1:15.312	39	3 LAPS	1:18.955	38	7 LAPS	1:20.563	38	7 LAPS	1:49.211
22	9 LAPS	1:26.225	31	6 LAPS	1:19.443	31	6 LAPS	1:22.348	39	3 LAPS	1:17.199	39	3 LAPS	1:42.542
28	5 LAPS	1:11.879	28	5 LAPS	1:15.069	28	5 LAPS	1:17.621	31	6 LAPS	1:18.721	31	6 LAPS	1:36.232
21	3 LAPS	1:14.046	21	3 LAPS	1:15.134	21	3 LAPS	1:12.301	28	5 LAPS	1:13.751	28	5 LAPS	1:36.084
26	7 LAPS	1:15.844	26	7 LAPS	1:17.346	26	7 LAPS	1:18.074	21	3 LAPS	1:12.013	21	3 LAPS	1:36.809
6	1 LAP	1:15.086	22	9 LAPS	1:28.478	37	8 LAPS	1:15.569	26	7 LAPS	1:18.087	26	7 LAPS	1:24.180
37	8 LAPS	1:13.495	37	8 LAPS	1:16.578	6	1 LAP	1:15.753	37	8 LAPS	1:13.233	37	8 LAPS	1:24.443
27	4 LAPS	1:15.841	6	1 LAP	1:19.005	22	9 LAPS	1:24.663	6	1 LAP	1:17.429	6	1 LAP	1:23.580
			27	4 LAPS	1:19.626				22	9 LAPS	1:27.439	22	9 LAPS	1:28.412

Cars 1, 3, 4, 7, 27 + 37 - 2 lap penalties - Excess speed in the pit lane

Donington Park National
Circuit Length = 1.9791 miles
Start: 15:13 End: 19:15

Britcar MSA British Endurance Championship

RACE 17 - LAP CHART

Lap 101			Lap 102			Lap 103			Lap 104			Lap 105		
No	Behind	Laptime	No	Behind	Laptime	No	Behind	Laptime	No	Behind	Laptime	No	Behind	Laptime
2		2:25.453	2		2:12.830	2		2:00.686	2		1:23.552 P	6		1:14.839
27	5 LAPS	2:25.981	27	5 LAPS	2:12.319	27	5 LAPS	2:01.388	1	3 LAPS	1:18.593	4	6 LAPS	1:20.971
23	6 LAPS	2:25.154	23	6 LAPS	2:12.364	23	6 LAPS	2:01.014	9	12 LAPS	1:16.162	38	6 LAPS	1:28.209
36	4 LAPS	2:24.783	36	4 LAPS	2:12.445	36	4 LAPS	2:01.041	4	7 LAPS	1:21.727	2	25.793	3:04.967
4	7 LAPS	2:24.475	4	7 LAPS	2:12.496	4	7 LAPS	2:01.907	39	3 LAPS	1:15.946	31	6 LAPS	1:16.702
17	2 LAPS	2:24.166	17	2 LAPS	2:12.733	17	2 LAPS	2:01.127	21	3 LAPS	1:12.498	22	8 LAPS	1:25.498
1	3 LAPS	2:24.001	1	3 LAPS	2:13.505	1	3 LAPS	2:00.524	28	5 LAPS	1:13.673	17	46.740	1:09.417
5	9 LAPS	2:24.492	5	9 LAPS	2:12.473	5	9 LAPS	2:00.037	37	8 LAPS	1:13.058	5	7 LAPS	1:10.449
9	12 LAPS	2:23.403	9	12 LAPS	2:11.021	9	12 LAPS	2:01.937	26	7 LAPS	1:16.554	27	3 LAPS	1:11.946
38	7 LAPS	2:23.653	38	7 LAPS	2:10.659	38	7 LAPS	2:02.406	38	7 LAPS	1:22.485	21	1 LAP	1:09.505
39	3 LAPS	2:23.959	39	3 LAPS	2:10.589	39	3 LAPS	2:02.202	6	1 LAP	1:16.168	28	3 LAPS	1:10.809
31	6 LAPS	2:22.234	31	6 LAPS	2:10.300	28	5 LAPS	2:03.765	22	9 LAPS	1:24.372	36	2 LAPS	1:15.106
28	5 LAPS	2:22.643	28	5 LAPS	2:09.940	21	3 LAPS	2:02.391	3	44 LAPS	1:02.33.01 1:02.33.01 4	9	10 LAPS	1:13.713
21	3 LAPS	2:23.147	21	3 LAPS	2:09.686	26	7 LAPS	2:01.624	17	1 LAP	1:12.475	39	1 LAP	1:12.933
26	7 LAPS	2:22.327	26	7 LAPS	2:09.588	37	8 LAPS	2:02.570	27	4 LAPS	1:14.639	37	6 LAPS	1:12.821
37	8 LAPS	2:23.492	37	8 LAPS	2:08.809	31	6 LAPS	2:08.003 P	5	8 LAPS	1:12.332	1	1 LAP	1:15.192
6	1 LAP	2:19.550	6	1 LAP	2:08.926	6	1 LAP	2:02.090	23	5 LAPS	1:15.782	26	5 LAPS	1:14.670
22	9 LAPS	2:05.748	22	9 LAPS	2:09.769	22	9 LAPS	2:02.868	36	3 LAPS	1:15.877			
						27	4 LAPS	1:15.283	21	2 LAPS	1:11.647			
						17	1 LAP	1:13.205	9	11 LAPS	1:14.687			
						23	5 LAPS	1:16.446	28	4 LAPS	1:12.994			

Cars 1, 3, 4, 7, 27 + 37 - 2 lap penalties - Excess speed in the pit lane

Donington Park National
Circuit Length = 1.9791 miles
Start: 15:13 End: 19:15

Britcar MSA British Endurance Championship
RACE 17 - LAP CHART

Lap 106			Lap 107			Lap 108			Lap 109			Lap 110		
No	Behind	Laptime	No	Behind	Laptime	No	Behind	Laptime	No	Behind	Laptime	No	Behind	Laptime
6		1:12.814	6		1:15.548	6		1:13.404	6		1:15.190	6		1:19.749
4	6 LAPS	1:17.295	26	6 LAPS	1:16.133	26	6 LAPS	1:14.641	26	6 LAPS	1:13.955	1	2 LAPS	1:16.409
2	26.448	1:13.469	4	6 LAPS	1:17.180	1	2 LAPS	1:16.760	1	2 LAPS	1:15.985	2	5.898	1:12.030
31	6 LAPS	1:16.235	2	21.798	1:10.898	4	6 LAPS	1:17.146	2	13.617	1:10.745	9	11 LAPS	1:34.780 P
22	8 LAPS	1:25.947	23	7 LAPS	4:25.961 P	2	18.062	1:09.668	4	6 LAPS	1:17.824	4	6 LAPS	1:17.535
17	44.325	1:10.399	31	6 LAPS	1:15.003	31	6 LAPS	1:15.099	17	33.549	1:13.149	27	5 LAPS	3:15.796
5	7 LAPS	1:10.503	17	38.606	1:09.829	17	35.590	1:10.388	5	7 LAPS	1:10.380	17	24.215	1:10.415
21	1 LAP	1:10.374	5	7 LAPS	1:11.289	5	7 LAPS	1:10.247	31	6 LAPS	1:17.314	5	7 LAPS	1:10.268
38	6 LAPS	1:41.990 P	21	1 LAP	1:10.372	21	1 LAP	1:10.802	21	1 LAP	1:10.649	31	6 LAPS	1:15.233
27	3 LAPS	1:13.612	27	3 LAPS	1:12.037	28	3 LAPS	1:12.096	38	8 LAPS	3:33.659	38	8 LAPS	1:14.473
28	3 LAPS	1:13.690	22	8 LAPS	1:24.471	22	8 LAPS	1:25.008	28	3 LAPS	1:12.489	21	1 LAP	1:17.161 P
9	10 LAPS	1:14.069	28	3 LAPS	1:11.705	39	1 LAP	1:14.071	23	8 LAPS	3:03.507	28	3 LAPS	1:11.503
36	2 LAPS	1:17.013	9	10 LAPS	1:14.304	37	6 LAPS	1:12.864	39	1 LAP	1:12.485	39	1 LAP	1:12.411
39	1 LAP	1:15.102	39	1 LAP	1:12.851	9	10 LAPS	1:20.961	37	6 LAPS	1:15.654	23	8 LAPS	1:16.317
37	6 LAPS	1:13.291	37	6 LAPS	1:17.566				22	8 LAPS	1:24.905	37	6 LAPS	1:12.191
1	1 LAP	1:17.650							26	5 LAPS	1:18.803	26	5 LAPS	1:12.793

Cars 1, 3, 4, 7, 27 + 37 - 2 lap penalties - Excess speed in the pit lane

Donington Park National
 Circuit Length = 1.9791 miles
 Start: 15:13 End: 19:15

Britcar MSA British Endurance Championship
RACE 17 - LAP CHART

Lap 111			Lap 112			Lap 113			Lap 114			Lap 115		
No	Behind	Laptime	No	Behind	Laptime	No	Behind	Laptime	No	Behind	Laptime	No	Behind	Laptime
2		1:11.077	2		1:10.052	2		1:11.336	2		1:09.810	2		1:09.436
1	2 LAPS	1:17.161	1	2 LAPS	1:21.776 P	26	6 LAPS	1:14.095	23	9 LAPS	1:16.488	23	9 LAPS	1:15.839
22	9 LAPS	1:26.556	22	9 LAPS	1:24.434	21	3 LAPS	3:19.607	26	6 LAPS	1:12.586	26	6 LAPS	1:12.779
6	7.997	1:24.972 P	27	5 LAPS	1:13.229	5	7 LAPS	1:12.574	21	3 LAPS	1:11.581	17	2 LAPS	3:17.491
27	5 LAPS	1:14.561	5	7 LAPS	1:10.516	27	5 LAPS	1:13.713	27	5 LAPS	1:12.932	36	10 LAPS	10:08.643
17	16.781	1:09.541	17	22.689	1:15.960 P	22	9 LAPS	1:24.986	5	7 LAPS	1:15.479 P	1	4 LAPS	3:40.852
5	7 LAPS	1:10.283	31	6 LAPS	1:14.942	31	6 LAPS	1:14.955	38	8 LAPS	1:14.748	21	3 LAPS	1:12.338
4	6 LAPS	1:24.327 P	38	8 LAPS	1:12.336	38	8 LAPS	1:13.091	31	6 LAPS	1:16.424	27	5 LAPS	1:13.380
31	6 LAPS	1:14.593	28	3 LAPS	1:11.469	28	3 LAPS	1:12.175	28	3 LAPS	1:11.943	38	8 LAPS	1:12.943
38	8 LAPS	1:13.170	39	1 LAP	1:12.445	9	13 LAPS	4:12.352	9	13 LAPS	1:10.487	28	3 LAPS	1:12.356
28	3 LAPS	1:12.461	37	6 LAPS	1:12.174	6	1 LAP	3:07.999	22	9 LAPS	1:25.358	9	13 LAPS	1:10.185
39	1 LAP	1:12.232	23	8 LAPS	1:16.029	39	1 LAP	1:12.680	6	1 LAP	1:15.548	31	6 LAPS	1:15.679
37	6 LAPS	1:12.314				37	6 LAPS	1:12.066	39	1 LAP	1:14.952	22	9 LAPS	1:23.767
23	8 LAPS	1:15.703							37	6 LAPS	1:12.092	6	1 LAP	1:14.631
26	5 LAPS	1:13.649										39	1 LAP	1:14.298
												37	6 LAPS	1:11.858

Cars 1, 3, 4, 7, 27 + 37 - 2 lap penalties - Excess speed in the pit lane

Donington Park National
 Circuit Length = 1.9791 miles
 Start: 15:13 End: 19:15

Britcar MSA British Endurance Championship
RACE 17 - LAP CHART

Lap 116			Lap 117			Lap 118			Lap 119			Lap 120		
No	Behind	Laptime	No	Behind	Laptime	No	Behind	Laptime	No	Behind	Laptime	No	Behind	Laptime
2		1:09.336	2		1:10.789	2		1:10.362	2		1:09.735	2		1:09.737
17	2 LAPS	1:12.152	6	2 LAPS	1:15.612	37	7 LAPS	1:12.676	37	7 LAPS	1:12.690	37	7 LAPS	1:11.890
23	9 LAPS	1:15.729	39	2 LAPS	1:19.653	6	2 LAPS	1:12.237	6	2 LAPS	1:12.954	6	2 LAPS	1:11.677
26	6 LAPS	1:14.772	22	10 LAPS	1:26.223	17	2 LAPS	1:10.345	17	2 LAPS	1:09.469	17	2 LAPS	1:09.483
1	4 LAPS	1:13.631	17	2 LAPS	1:09.828	39	2 LAPS	1:19.581 P	26	6 LAPS	1:12.913	26	6 LAPS	1:13.467
21	3 LAPS	1:13.333	26	6 LAPS	1:12.245	26	6 LAPS	1:14.025	1	4 LAPS	1:10.262	1	4 LAPS	1:08.735
27	5 LAPS	1:13.526	1	4 LAPS	1:10.945	22	10 LAPS	1:25.061	21	3 LAPS	1:11.538	21	3 LAPS	1:11.223
36	10 LAPS	1:29.297	21	3 LAPS	1:11.700	1	4 LAPS	1:09.695	22	10 LAPS	1:25.305	27	5 LAPS	1:13.510
9	13 LAPS	1:09.066	27	5 LAPS	1:12.831	21	3 LAPS	1:11.707	27	5 LAPS	1:12.559	9	13 LAPS	1:10.439
28	3 LAPS	1:11.673	36	10 LAPS	1:18.960	27	5 LAPS	1:12.599	9	13 LAPS	1:09.176	28	3 LAPS	1:11.560
38	8 LAPS	1:13.974	9	13 LAPS	1:09.225	9	13 LAPS	1:10.619	28	3 LAPS	1:11.190	22	10 LAPS	1:26.044
5	8 LAPS	2:44.243	28	3 LAPS	1:10.774	36	10 LAPS	1:17.120	5	8 LAPS	1:12.021	5	8 LAPS	1:10.198
31	6 LAPS	1:14.184	5	8 LAPS	1:10.957	28	3 LAPS	1:11.123	36	10 LAPS	1:16.679	36	10 LAPS	1:16.264
37	6 LAPS	1:13.267	38	8 LAPS	1:13.878	5	8 LAPS	1:10.440	38	8 LAPS	1:14.176	38	8 LAPS	1:17.406
			31	6 LAPS	1:14.307	38	8 LAPS	1:14.248	31	6 LAPS	1:13.978	39	3 LAPS	3:15.640
						31	6 LAPS	1:14.157						

Cars 1, 3, 4, 7, 27 + 37 - 2 lap penalties - Excess speed in the pit lane

Donington Park National
 Circuit Length = 1.9791 miles
 Start: 15:13 End: 19:15

Britcar MSA British Endurance Championship
RACE 17 - LAP CHART

Lap 121			Lap 122			Lap 123			Lap 124			Lap 125		
No	Behind	Laptime	No	Behind	Laptime	No	Behind	Laptime	No	Behind	Laptime	No	Behind	Laptime
2		1:10.806	2		1:12.343	2		1:09.989	2		1:09.379	2		1:09.566
31	7 LAPS	1:14.839	36	11 LAPS	1:19.566 P	39	4 LAPS	1:13.292	39	4 LAPS	1:12.160	17	2 LAPS	1:09.996
37	7 LAPS	1:11.889	39	4 LAPS	1:15.537	31	7 LAPS	1:13.666	17	2 LAPS	1:10.969	39	4 LAPS	1:12.660
6	2 LAPS	1:12.126	38	9 LAPS	1:17.029	17	2 LAPS	1:11.264	31	7 LAPS	1:13.870	31	7 LAPS	1:13.763
17	2 LAPS	1:09.735	31	7 LAPS	1:15.073	37	7 LAPS	1:11.784	37	7 LAPS	1:12.676	37	7 LAPS	1:11.902
1	4 LAPS	1:09.328	17	2 LAPS	1:11.254	6	2 LAPS	1:12.247	6	2 LAPS	1:12.039	6	2 LAPS	1:13.350
21	3 LAPS	1:11.574	37	7 LAPS	1:13.392	22	11 LAPS	1:26.429	1	4 LAPS	1:10.479	1	4 LAPS	1:09.110
9	13 LAPS	1:10.158	6	2 LAPS	1:13.342	38	9 LAPS	1:22.254 P	27	7 LAPS	3:14.727	21	3 LAPS	1:11.885
27	5 LAPS	1:18.882 P	1	4 LAPS	1:09.536	1	4 LAPS	1:11.256	22	11 LAPS	1:31.816 P	27	7 LAPS	1:21.009
28	3 LAPS	1:11.096	21	3 LAPS	1:11.718	21	3 LAPS	1:12.110	21	3 LAPS	1:11.372	9	13 LAPS	1:16.020
5	8 LAPS	1:14.110	9	13 LAPS	1:10.016	9	13 LAPS	1:09.616	9	13 LAPS	1:08.833	28	3 LAPS	1:15.377 P
22	10 LAPS	1:26.992	28	3 LAPS	1:12.339	28	3 LAPS	1:11.090	28	3 LAPS	1:11.116			

Cars 1, 3, 4, 7, 27 + 37 - 2 lap penalties - Excess speed in the pit lane

Donington Park National
 Circuit Length = 1.9791 miles
 Start: 15:13 End: 19:15

Britcar MSA British Endurance Championship
RACE 17 - LAP CHART

Lap 126			Lap 127			Lap 128			Lap 129			Lap 130		
No	Behind	Laptime	No	Behind	Laptime	No	Behind	Laptime	No	Behind	Laptime	No	Behind	Laptime
2		1:10.010	2		1:11.351	2		1:09.822	2		1:11.211	2		1:10.666
36	14 LAPS	4:43.258	36	14 LAPS	1:13.807	17	2 LAPS	1:10.528	22	14 LAPS	1:17.914	17	2 LAPS	1:10.593
17	2 LAPS	1:09.524	17	2 LAPS	1:09.743	36	14 LAPS	1:13.188	17	2 LAPS	1:09.653	22	14 LAPS	1:17.025
39	4 LAPS	1:11.855	9	14 LAPS	1:45.468 P	39	4 LAPS	1:11.854	36	14 LAPS	1:11.484	36	14 LAPS	1:11.808
37	7 LAPS	1:12.068	39	4 LAPS	1:11.601	1	4 LAPS	1:10.163	39	4 LAPS	1:11.551	1	4 LAPS	1:09.047
6	2 LAPS	1:11.811	37	7 LAPS	1:11.368	37	7 LAPS	1:13.506	1	4 LAPS	1:08.811	39	4 LAPS	1:12.094
31	7 LAPS	1:15.364	6	2 LAPS	1:11.166	6	2 LAPS	1:13.378	37	7 LAPS	1:11.888	37	7 LAPS	1:12.620
1	4 LAPS	1:09.192	1	4 LAPS	1:09.597	31	7 LAPS	1:13.818	6	2 LAPS	1:11.672	6	2 LAPS	1:12.160
21	3 LAPS	1:10.962	31	7 LAPS	1:14.451	21	3 LAPS	1:10.953	31	7 LAPS	1:14.082	31	7 LAPS	1:14.504
27	7 LAPS	1:15.139	21	3 LAPS	1:10.787	28	5 LAPS	3:18.489	21	3 LAPS	1:11.465	27	8 LAPS	2:09.341 P
			27	7 LAPS	1:12.077	27	7 LAPS	1:10.986	28	5 LAPS	1:10.814	21	3 LAPS	1:11.153
			22	13 LAPS	4:00.406							28	5 LAPS	1:10.144

Cars 1, 3, 4, 7, 27 + 37 - 2 lap penalties - Excess speed in the pit lane

Donington Park National
Circuit Length = 1.9791 miles
Start: 15:13 End: 19:15

Britcar MSA British Endurance Championship
RACE 17 - LAP CHART

Lap 131			Lap 132			Lap 133			Lap 134			Lap 135		
No	Behind	Laptime	No	Behind	Laptime	No	Behind	Laptime	No	Behind	Laptime	No	Behind	Laptime
2		1:10.137	2		1:10.050	2		1:10.384	2		1:10.250	2		1:10.333
17	2 LAPS	1:09.365	17	2 LAPS	1:09.375	17	2 LAPS	1:09.252	17	2 LAPS	1:09.578	17	2 LAPS	1:09.618
36	14 LAPS	1:13.138	1	4 LAPS	1:09.790	1	4 LAPS	1:09.148	1	4 LAPS	1:09.279	1	4 LAPS	1:09.362
1	4 LAPS	1:08.501	36	14 LAPS	1:11.494	36	14 LAPS	1:10.991	36	14 LAPS	1:12.064	36	14 LAPS	1:11.687
22	14 LAPS	1:17.179	39	4 LAPS	1:12.324	39	4 LAPS	1:12.258	39	4 LAPS	1:12.280	39	4 LAPS	1:12.785
39	4 LAPS	1:11.849	22	14 LAPS	1:16.139	22	14 LAPS	1:15.837	6	2 LAPS	1:13.196	6	2 LAPS	1:11.911
37	7 LAPS	1:11.789	6	2 LAPS	1:11.961	6	2 LAPS	1:11.702	22	14 LAPS	1:17.081	22	14 LAPS	1:15.169
6	2 LAPS	1:11.806	37	7 LAPS	1:19.399 P	21	3 LAPS	1:10.770	21	3 LAPS	1:10.973	28	5 LAPS	1:10.590
31	7 LAPS	1:14.571	31	7 LAPS	1:14.557	28	5 LAPS	1:10.231	28	5 LAPS	1:09.545	21	3 LAPS	1:12.202
21	3 LAPS	1:11.262	21	3 LAPS	1:11.281	31	7 LAPS	1:15.751	31	7 LAPS	1:15.767	31	7 LAPS	1:14.682
28	5 LAPS	1:09.289	28	5 LAPS	1:09.049				27	11 LAPS	5:05.523	27	11 LAPS	1:13.566

Cars 1, 3, 4, 7, 27 + 37 - 2 lap penalties - Excess speed in the pit lane

Donington Park National
Circuit Length = 1.9791 miles
Start: 15:13 End: 19:15

Britcar MSA British Endurance Championship
RACE 17 - LAP CHART

Lap 136			Lap 137			Lap 138			Lap 139			Lap 140		
No	Behind	Laptime	No	Behind	Laptime	No	Behind	Laptime	No	Behind	Laptime	No	Behind	Laptime
2		1:10.413	2		1:15.053	2		1:15.975 P	2		3:01.021	2		1:11.697
17	2 LAPS	1:09.374	27	12 LAPS	1:17.618	1	4 LAPS	1:10.402	9	25 LAPS	16:01.363	9	25 LAPS	1:19.437
1	4 LAPS	1:09.367	17	2 LAPS	1:12.193	37	11 LAPS	1:18.329	22	13 LAPS	1:15.983	22	13 LAPS	1:15.213
36	14 LAPS	1:11.616	37	11 LAPS	5:23.229	36	14 LAPS	1:12.087	31	6 LAPS	1:13.244	1	2 LAPS	1:10.475
39	4 LAPS	1:12.696	1	4 LAPS	1:09.512	39	4 LAPS	1:13.031	1	2 LAPS	1:08.829	31	6 LAPS	1:14.303
6	2 LAPS	1:11.482	36	14 LAPS	1:11.772	6	2 LAPS	1:11.772	27	10 LAPS	1:11.134	27	10 LAPS	1:10.921
22	14 LAPS	1:15.645	39	4 LAPS	1:12.593	28	5 LAPS	1:10.034	36	12 LAPS	1:12.001	21	3 LAPS	3:02.045
28	5 LAPS	1:10.436	6	2 LAPS	1:11.718	21	3 LAPS	1:11.095	37	9 LAPS	1:18.889	36	12 LAPS	1:11.931
21	3 LAPS	1:10.917	28	5 LAPS	1:10.946	22	14 LAPS	1:15.071	6	1:01.967	1:10.751	6	1:03.854	1:13.584
31	7 LAPS	1:13.976	21	3 LAPS	1:11.177	31	7 LAPS	1:13.760	39	2 LAPS	1:12.448	39	2 LAPS	1:13.161
			22	14 LAPS	1:16.159	17	1 LAP	1:09.932	28	3 LAPS	1:10.521	37	9 LAPS	1:19.205
			31	7 LAPS	1:14.055	1	3 LAPS	1:10.194				28	3 LAPS	1:11.162
			17	1 LAP	1:11.690	27	11 LAPS	1:12.517						
			27	11 LAPS	1:14.027	37	10 LAPS	1:18.122						
						36	13 LAPS	1:12.049						
						39	3 LAPS	1:13.321						
						6	1 LAP	1:11.811						
						28	4 LAPS	1:10.292						
						21	2 LAPS	1:16.859 P						
						22	13 LAPS	1:15.516						
						31	6 LAPS	1:13.796						

Cars 1, 3, 4, 7, 27 + 37 - 2 lap penalties - Excess speed in the pit lane

Donington Park National
 Circuit Length = 1.9791 miles
 Start: 15:13 End: 19:15

Britcar MSA British Endurance Championship
RACE 17 - LAP CHART

Lap 141			Lap 142			Lap 143			Lap 144			Lap 145		
No	Behind	Laptime	No	Behind	Laptime	No	Behind	Laptime	No	Behind	Laptime	No	Behind	Laptime
2		1:10.950	2		1:12.251	2		1:11.665	2		1:12.008	2		1:11.210
9	25 LAPS	1:15.202	9	25 LAPS	1:12.344	9	25 LAPS	1:11.702	39	3 LAPS	1:13.721	39	3 LAPS	1:12.630
22	13 LAPS	1:15.007	1	2 LAPS	1:10.932	1	2 LAPS	1:10.499	9	25 LAPS	1:11.067	1	2 LAPS	1:10.657
1	2 LAPS	1:10.026	22	13 LAPS	1:15.808	22	13 LAPS	1:15.571	1	2 LAPS	1:09.372	9	25 LAPS	1:11.337
31	6 LAPS	1:13.898	27	10 LAPS	1:12.641	27	10 LAPS	1:10.794	27	10 LAPS	1:15.327	31	8 LAPS	3:13.228
27	10 LAPS	1:11.900	21	3 LAPS	1:09.298	21	3 LAPS	1:09.204	22	13 LAPS	1:18.317	21	3 LAPS	1:09.341
21	3 LAPS	1:10.935	31	6 LAPS	1:24.024 P	36	12 LAPS	1:13.158	21	3 LAPS	1:09.202	27	10 LAPS	1:11.566
36	12 LAPS	1:11.969	36	12 LAPS	1:12.545	6	1:03.428	1:11.713	36	12 LAPS	1:12.213	22	13 LAPS	1:15.881
6	1:04.149	1:11.245	6	1:03.380	1:11.482	28	3 LAPS	1:10.459	28	3 LAPS	1:11.343	36	12 LAPS	1:12.409
28	3 LAPS	1:10.980	28	3 LAPS	1:11.188	17	3 LAPS	1:10.566	6	1:05.518	1:14.098	28	3 LAPS	1:10.397
39	2 LAPS	1:13.901	17	3 LAPS	5:22.985				17	3 LAPS	1:09.471	17	3 LAPS	1:11.767
			39	2 LAPS	1:13.968							6	1:07.544	1:13.236

Cars 1, 3, 4, 7, 27 + 37 - 2 lap penalties - Excess speed in the pit lane

Donington Park National
Circuit Length = 1.9791 miles
Start: 15:13 End: 19:15

Britcar MSA British Endurance Championship
RACE 17 - LAP CHART

Lap 146			Lap 147			Lap 148			Lap 149			Lap 150		
No	Behind	Laptime	No	Behind	Laptime	No	Behind	Laptime	No	Behind	Laptime	No	Behind	Laptime
2		1:11.221	2		1:10.923	2		1:10.881	2		1:12.294	2		1:11.978
39	3 LAPS	1:13.136	39	3 LAPS	1:12.985	39	3 LAPS	1:13.325	6	1 LAP	1:19.394 P	39	3 LAPS	1:14.186
1	2 LAPS	1:08.881	1	2 LAPS	1:08.795	1	2 LAPS	1:08.815	39	3 LAPS	1:13.567	1	2 LAPS	1:14.540 P
9	25 LAPS	1:11.346	9	25 LAPS	1:11.940	9	25 LAPS	1:10.705	1	2 LAPS	1:09.114	9	25 LAPS	1:11.312
31	8 LAPS	1:14.943	31	8 LAPS	1:13.166	21	3 LAPS	1:09.000	9	25 LAPS	1:09.792	21	3 LAPS	1:08.978
21	3 LAPS	1:08.555	21	3 LAPS	1:08.393	31	8 LAPS	1:12.694	21	3 LAPS	1:09.040	31	8 LAPS	1:12.346
27	10 LAPS	1:10.777	27	10 LAPS	1:12.548	27	10 LAPS	1:12.582	31	8 LAPS	1:12.103	27	10 LAPS	1:12.295
22	13 LAPS	1:16.051	22	13 LAPS	1:15.820	22	13 LAPS	1:16.131	27	10 LAPS	1:11.668	17	3 LAPS	1:08.475
36	12 LAPS	1:12.641	36	12 LAPS	1:12.880	17	3 LAPS	1:09.394	17	3 LAPS	1:08.884	28	3 LAPS	1:10.969
28	3 LAPS	1:10.213	28	3 LAPS	1:10.183	36	12 LAPS	1:13.145	28	3 LAPS	1:10.957	22	13 LAPS	1:15.652
17	3 LAPS	1:08.615	17	3 LAPS	1:08.707	28	3 LAPS	1:11.305	22	13 LAPS	1:16.981	36	12 LAPS	1:13.445
6	1:07.281	1:10.958	6	1:07.911	1:11.553				36	12 LAPS	1:18.141			

Cars 1, 3, 4, 7, 27 + 37 - 2 lap penalties - Excess speed in the pit lane

Donington Park National
Circuit Length = 1.9791 miles
Start: 15:13 End: 19:15

Britcar MSA British Endurance Championship
RACE 17 - LAP CHART

Lap 151			Lap 152			Lap 153			Lap 154			Lap 155		
No	Behind	Laptime	No	Behind	Laptime	No	Behind	Laptime	No	Behind	Laptime	No	Behind	Laptime
2		1:11.423	2		1:11.635	2		1:12.410	2		1:11.980	2		1:11.169
39	3 LAPS	1:13.554	39	3 LAPS	1:13.767	22	14 LAPS	1:16.126	22	14 LAPS	1:15.448	36	13 LAPS	1:14.118
9	25 LAPS	1:10.504	9	25 LAPS	1:10.216	21	3 LAPS	1:11.368	21	3 LAPS	1:08.848	22	14 LAPS	1:15.426
21	3 LAPS	1:08.512	21	3 LAPS	1:09.004	9	25 LAPS	1:14.365	39	3 LAPS	1:14.020	21	3 LAPS	1:08.890
31	8 LAPS	1:12.418	31	8 LAPS	1:12.563	39	3 LAPS	1:15.377	9	25 LAPS	1:18.765 P	39	3 LAPS	1:13.577
27	10 LAPS	1:12.495	27	10 LAPS	1:11.613	31	8 LAPS	1:12.705	31	8 LAPS	1:12.717	31	8 LAPS	1:12.998
17	3 LAPS	1:08.315	1	3 LAPS	2:54.526	27	10 LAPS	1:11.741	1	3 LAPS	1:09.301	1	3 LAPS	1:09.024
28	3 LAPS	1:10.093	17	3 LAPS	1:08.136	1	3 LAPS	1:08.763	27	10 LAPS	1:11.738	27	10 LAPS	1:11.993
6	2 LAPS	3:18.452	28	3 LAPS	1:10.180	17	3 LAPS	1:08.760	17	3 LAPS	1:08.561	17	3 LAPS	1:11.252
22	13 LAPS	1:15.688	6	2 LAPS	1:11.016	28	3 LAPS	1:10.993	6	2 LAPS	1:09.146	6	2 LAPS	1:09.077
36	12 LAPS	1:12.929	36	12 LAPS	1:12.589	6	2 LAPS	1:09.751	28	3 LAPS	1:15.716 P			
						36	12 LAPS	1:12.427						

Cars 1, 3, 4, 7, 27 + 37 - 2 lap penalties - Excess speed in the pit lane

Donington Park National
 Circuit Length = 1.9791 miles
 Start: 15:13 End: 19:15

Britcar MSA British Endurance Championship
RACE 17 - LAP CHART

Lap 156			Lap 157			Lap 158			Lap 159			Lap 160		
No	Behind	Laptime	No	Behind	Laptime	No	Behind	Laptime	No	Behind	Laptime	No	Behind	Laptime
2		1:09.922	2		1:09.613	2		1:09.934	2		1:11.240	2		1:10.464
36	13 LAPS	1:14.144	21	3 LAPS	1:09.506	21	3 LAPS	1:09.256	21	3 LAPS	1:11.172	26	42 LAPS	1:13.096
21	3 LAPS	1:08.936	36	13 LAPS	1:13.468	36	13 LAPS	1:13.966	28	6 LAPS	2:05.674	21	3 LAPS	1:10.589
22	14 LAPS	1:16.581	22	14 LAPS	1:15.447	22	14 LAPS	1:15.273	36	13 LAPS	1:13.214	28	6 LAPS	1:12.223
39	3 LAPS	1:13.380	9	27 LAPS	3:33.918	9	27 LAPS	1:11.554	9	27 LAPS	1:11.426	36	13 LAPS	1:13.259
1	3 LAPS	1:09.043	28	5 LAPS	3:02.146	1	3 LAPS	1:10.524	22	14 LAPS	1:15.589	39	5 LAPS	3:21.377
31	8 LAPS	1:14.134	1	3 LAPS	1:09.073	17	3 LAPS	1:09.295	1	3 LAPS	1:09.222	9	27 LAPS	1:11.606
17	3 LAPS	1:08.603	39	3 LAPS	1:17.861 P	31	8 LAPS	1:13.855	17	3 LAPS	1:08.730	1	3 LAPS	1:10.937
27	10 LAPS	1:12.091	17	3 LAPS	1:09.443	27	10 LAPS	1:13.549	6	2 LAPS	1:10.901	17	3 LAPS	1:09.561
6	2 LAPS	1:09.476	31	8 LAPS	1:13.537	6	2 LAPS	1:09.289	31	8 LAPS	1:14.669	22	14 LAPS	1:15.627
26	41 LAPS	45:11.522	27	10 LAPS	1:11.873	26	41 LAPS	1:13.156	27	10 LAPS	1:13.823	6	2 LAPS	1:10.872
			6	2 LAPS	1:08.958							31	8 LAPS	1:14.119
			26	41 LAPS	1:15.248							27	10 LAPS	1:13.627

Cars 1, 3, 4, 7, 27 + 37 - 2 lap penalties - Excess speed in the pit lane

Donington Park National
Circuit Length = 1.9791 miles
Start: 15:13 End: 19:15

Britcar MSA British Endurance Championship
RACE 17 - LAP CHART

Lap 161			Lap 162			Lap 163			Lap 164			Lap 165		
No	Behind	Laptime	No	Behind	Laptime	No	Behind	Laptime	No	Behind	Laptime	No	Behind	Laptime
2		1:09.412	2		1:10.124	2		1:10.085	2		1:10.396	2		1:10.081
26	42 LAPS	1:11.553	26	42 LAPS	1:11.779	21	3 LAPS	1:11.046	26	42 LAPS	1:11.722	26	42 LAPS	1:11.170
21	3 LAPS	1:09.735	21	3 LAPS	1:09.519	26	42 LAPS	1:14.849	21	3 LAPS	1:15.639 P	28	6 LAPS	1:11.545
28	6 LAPS	1:11.811	28	6 LAPS	1:11.204	28	6 LAPS	1:11.427	28	6 LAPS	1:12.554	1	3 LAPS	1:09.328
36	13 LAPS	1:13.526	36	13 LAPS	1:13.559	36	13 LAPS	1:13.346	1	3 LAPS	1:09.774	17	3 LAPS	1:09.038
9	27 LAPS	1:11.100	1	3 LAPS	1:09.626	1	3 LAPS	1:08.923	36	13 LAPS	1:12.377	36	13 LAPS	1:12.299
1	3 LAPS	1:08.995	9	27 LAPS	1:10.642	9	27 LAPS	1:10.138	17	3 LAPS	1:11.011	9	27 LAPS	1:10.790
17	3 LAPS	1:09.380	17	3 LAPS	1:09.320	17	3 LAPS	1:10.120	9	27 LAPS	1:14.094	6	2 LAPS	1:09.319
39	5 LAPS	1:20.533	39	5 LAPS	1:16.234	39	5 LAPS	1:12.976	6	2 LAPS	1:09.560	39	5 LAPS	1:10.778
22	14 LAPS	1:15.339	22	14 LAPS	1:15.268	6	2 LAPS	1:09.456	39	5 LAPS	1:13.320	22	14 LAPS	1:15.356
6	2 LAPS	1:09.644	6	2 LAPS	1:09.009	22	14 LAPS	1:15.348	22	14 LAPS	1:15.277	27	10 LAPS	1:11.479
27	10 LAPS	1:14.189	27	10 LAPS	1:12.706	27	10 LAPS	1:12.081	27	10 LAPS	1:11.872			
31	8 LAPS	1:14.696	31	8 LAPS	1:14.260	31	8 LAPS	1:12.922	31	8 LAPS	1:13.935			

Cars 1, 3, 4, 7, 27 + 37 - 2 lap penalties - Excess speed in the pit lane

Donington Park National
 Circuit Length = 1.9791 miles
 Start: 15:13 End: 19:15

Britcar MSA British Endurance Championship
RACE 17 - LAP CHART

Lap 166			Lap 167			Lap 168			Lap 169			Lap 170		
No	Behind	Laptime	No	Behind	Laptime	No	Behind	Laptime	No	Behind	Laptime	No	Behind	Laptime
2		1:12.512	2		1:09.978	2		1:18.369 P	2		3:07.778	2		1:15.938
31	9 LAPS	1:14.888	31	9 LAPS	1:13.977	31	9 LAPS	1:14.233	6	2 LAPS	1:09.258	6	2 LAPS	1:09.140
26	42 LAPS	1:12.581	26	42 LAPS	1:11.476	26	42 LAPS	1:11.985	39	4 LAPS	1:14.522	39	4 LAPS	1:14.436
28	6 LAPS	1:13.341	28	6 LAPS	1:10.749	1	3 LAPS	1:09.465	27	9 LAPS	1:12.557	27	9 LAPS	1:11.850
1	3 LAPS	1:09.682	1	3 LAPS	1:09.992	28	6 LAPS	1:11.102	26	40 LAPS	1:12.269	26	40 LAPS	1:11.198
17	3 LAPS	1:08.686	17	3 LAPS	1:08.945	17	3 LAPS	1:10.599	31	7 LAPS	1:15.455	1	1 LAP	1:10.061
36	13 LAPS	1:11.491	36	13 LAPS	1:13.367	9	27 LAPS	1:11.234	1	1 LAP	1:09.586	31	7 LAPS	1:15.218
9	27 LAPS	1:11.214	9	27 LAPS	1:11.034	36	13 LAPS	1:13.522	28	4 LAPS	1:11.182	28	4 LAPS	1:11.073
6	2 LAPS	1:09.958	6	2 LAPS	1:12.508 P	21	4 LAPS	1:10.176	9	25 LAPS	1:11.287	17	3 LAPS	3:25.110
39	5 LAPS	1:14.511	39	5 LAPS	1:13.267	39	5 LAPS	1:13.785	21	2 LAPS	1:10.129	9	25 LAPS	1:11.744
21	4 LAPS	3:01.761	21	4 LAPS	1:11.465	27	10 LAPS	1:12.550				21	2 LAPS	1:09.280
27	10 LAPS	1:13.131	27	10 LAPS	1:12.448	31	8 LAPS	1:14.288				6	1 LAP	1:10.001
22	14 LAPS	1:16.880	22	14 LAPS	1:19.573	22	14 LAPS	1:17.515						
						26	41 LAPS	1:11.747						
						1	2 LAPS	1:09.860						
						28	5 LAPS	1:10.624						
						9	26 LAPS	1:12.498						
						36	12 LAPS	1:13.408						
						17	2 LAPS	1:28.100 P						
						21	3 LAPS	1:08.609						
						39	4 LAPS	1:13.951						

Cars 1, 3, 4, 7, 27 + 37 - 2 lap penalties - Excess speed in the pit lane

Donington Park National
Circuit Length = 1.9791 miles
Start: 15:13 End: 19:15

Britcar MSA British Endurance Championship
RACE 17 - LAP CHART

Lap 171			Lap 172			Lap 173			Lap 174			Lap 175		
No	Behind	Laptime	No	Behind	Laptime	No	Behind	Laptime	No	Behind	Laptime	No	Behind	Laptime
2		1:14.807	2		1:12.546	2		1:12.223	2		1:12.766	2		1:11.851
39	4 LAPS	1:13.738	39	4 LAPS	1:13.970	39	4 LAPS	1:13.699	39	4 LAPS	1:13.849	39	4 LAPS	1:14.261
22	15 LAPS	3:05.656	22	15 LAPS	1:14.739	22	15 LAPS	1:15.150	22	15 LAPS	1:15.310	22	15 LAPS	1:15.103
27	9 LAPS	1:11.964	27	9 LAPS	1:16.446 P	1	1 LAP	1:09.464	1	1 LAP	1:10.220	1	1 LAP	1:10.207
36	13 LAPS	3:00.500	1	1 LAP	1:09.527	26	40 LAPS	1:15.722	26	40 LAPS	1:12.398	26	40 LAPS	1:11.179
1	1 LAP	1:09.445	36	13 LAPS	1:18.787	28	4 LAPS	1:13.204	28	4 LAPS	1:15.175 P	17	3 LAPS	1:09.586
26	40 LAPS	1:12.726	26	40 LAPS	1:14.589	36	13 LAPS	1:17.619	36	13 LAPS	1:16.581	9	25 LAPS	1:11.393
28	4 LAPS	1:11.314	28	4 LAPS	1:11.339	31	7 LAPS	1:14.798	17	3 LAPS	1:10.852	36	13 LAPS	1:16.320
31	7 LAPS	1:15.054	31	7 LAPS	1:14.695	17	3 LAPS	1:09.804	9	25 LAPS	1:11.148	21	2 LAPS	1:10.470
17	3 LAPS	1:12.741	17	3 LAPS	1:10.317	9	25 LAPS	1:11.384	31	7 LAPS	1:17.797	6	1 LAP	1:09.122
9	25 LAPS	1:10.287	9	25 LAPS	1:10.988	21	2 LAPS	1:10.751	21	2 LAPS	1:10.756	27	10 LAPS	1:17.040
21	2 LAPS	1:09.741	21	2 LAPS	1:09.805	6	1 LAP	1:09.266	6	1 LAP	1:10.427			
6	1 LAP	1:09.374	6	1 LAP	1:09.266				27	10 LAPS	3:09.152			

Cars 1, 3, 4, 7, 27 + 37 - 2 lap penalties - Excess speed in the pit lane

Donington Park National
 Circuit Length = 1.9791 miles
 Start: 15:13 End: 19:15

Britcar MSA British Endurance Championship
RACE 17 - LAP CHART

Lap 176			Lap 177			Lap 178			Lap 179			Lap 180		
No	Behind	Laptime	No	Behind	Laptime	No	Behind	Laptime	No	Behind	Laptime	No	Behind	Laptime
2		1:12.192	2		1:11.997	2		1:11.838	2		1:12.728	2		1:13.418
39	4 LAPS	1:14.707	31	9 LAPS	3:04.608 P	1	1 LAP	1:09.444	1	1 LAP	1:09.445	1	1 LAP	1:10.177
1	1 LAP	1:10.439	1	1 LAP	1:10.462	39	4 LAPS	1:13.981	39	4 LAPS	1:14.862	39	4 LAPS	1:13.952
22	15 LAPS	1:15.567	39	4 LAPS	1:15.628	22	15 LAPS	1:15.292	17	3 LAPS	1:10.612	17	3 LAPS	1:09.009
26	40 LAPS	1:12.138	22	15 LAPS	1:15.975	17	3 LAPS	1:09.211	22	15 LAPS	1:15.764	26	40 LAPS	1:11.664
17	3 LAPS	1:08.986	26	40 LAPS	1:11.256	26	40 LAPS	1:13.355	26	40 LAPS	1:11.856	22	15 LAPS	1:15.856
9	25 LAPS	1:11.613	17	3 LAPS	1:10.252	9	25 LAPS	1:10.929	9	25 LAPS	1:10.882	9	25 LAPS	1:10.502
21	2 LAPS	1:11.459	9	25 LAPS	1:11.618	21	2 LAPS	1:10.276	21	2 LAPS	1:10.134	21	2 LAPS	1:10.346
36	13 LAPS	1:18.885	21	2 LAPS	1:10.733	6	1 LAP	1:09.130	6	1 LAP	1:09.122	6	1 LAP	1:08.995
6	1 LAP	1:09.031	6	1 LAP	1:10.150	36	13 LAPS	1:16.055	31	10 LAPS	3:11.838	28	5 LAPS	1:11.246
27	10 LAPS	1:13.837	36	13 LAPS	1:16.332	28	5 LAPS	1:10.182	36	13 LAPS	1:15.325	36	13 LAPS	1:15.959
28	5 LAPS	2:56.390	28	5 LAPS	1:10.717	27	10 LAPS	1:13.651	28	5 LAPS	1:09.970	27	10 LAPS	1:12.629
			27	10 LAPS	1:13.307				27	10 LAPS	1:12.834			

Cars 1, 3, 4, 7, 27 + 37 - 2 lap penalties - Excess speed in the pit lane

Donington Park National
Circuit Length = 1.9791 miles
Start: 15:13 End: 19:15

Britcar MSA British Endurance Championship
RACE 17 - LAP CHART

Lap 181			Lap 182			Lap 183			Lap 184			Lap 185		
No	Behind	Laptime	No	Behind	Laptime	No	Behind	Laptime	No	Behind	Laptime	No	Behind	Laptime
2		1:13.325	2		1:13.567	2		1:15.604	2		1:15.826	2		1:12.884
1	1 LAP	1:10.832	1	1 LAP	1:11.679	1	1 LAP	1:13.911	36	14 LAPS	1:18.061	17	3 LAPS	1:09.401
31	11 LAPS	1:31.891	17	3 LAPS	1:10.035	36	14 LAPS	1:21.617	17	3 LAPS	1:09.653	36	14 LAPS	1:17.210
17	3 LAPS	1:09.034	39	4 LAPS	1:16.254	17	3 LAPS	1:09.979	6	1 LAP	1:10.756	6	1 LAP	1:10.126
39	4 LAPS	1:13.781	26	40 LAPS	1:12.780	26	40 LAPS	1:12.423	26	40 LAPS	1:13.639	26	40 LAPS	1:11.193
26	40 LAPS	1:11.409	6	1 LAP	1:09.645	6	1 LAP	1:10.164	21	2 LAPS	1:15.108	21	2 LAPS	1:10.719
9	25 LAPS	1:11.104	21	2 LAPS	1:09.758	39	4 LAPS	1:16.333	9	25 LAPS	1:13.263	9	25 LAPS	1:11.423
6	1 LAP	1:09.398	9	25 LAPS	1:14.922	21	2 LAPS	1:11.220	39	4 LAPS	1:20.609	39	4 LAPS	1:15.047
21	2 LAPS	1:11.758	22	15 LAPS	1:16.651	9	25 LAPS	1:11.708	28	5 LAPS	1:10.987	28	5 LAPS	1:10.531
22	15 LAPS	1:17.102	28	5 LAPS	1:11.307	22	15 LAPS	1:20.810	22	15 LAPS	1:20.754	22	15 LAPS	1:19.830
28	5 LAPS	1:10.091	27	10 LAPS	1:13.247	28	5 LAPS	1:10.674	27	10 LAPS	1:13.113	27	10 LAPS	1:14.279
27	10 LAPS	1:12.543				27	10 LAPS	1:13.753	1	1:10.624	1:11.527	1	1:10.440	1:12.700
36	13 LAPS	1:18.286				1	1:14.923	1:13.911				17	2 LAPS	1:10.458

Cars 1, 3, 4, 7, 27 + 37 - 2 lap penalties - Excess speed in the pit lane

Donington Park National
Circuit Length = 1.9791 miles
Start: 15:13 End: 19:15

Britcar MSA British Endurance Championship

RACE 17 - LAP CHART

Lap 186			Lap 187			Lap 188			Lap 189			Lap 190		
No	Behind	Laptime	No	Behind	Laptime	No	Behind	Laptime	No	Behind	Laptime	No	Behind	Laptime
2		1:15.081	2		1:15.918	2		1:14.458	2		1:15.850	2		1:16.516
36	14 LAPS	1:17.072	6	1 LAP	1:10.454	6	1 LAP	1:09.169	22	16 LAPS	1:21.060	21	2 LAPS	1:11.590
6	1 LAP	1:09.876	1	1 LAP	1:29.447	26	40 LAPS	1:15.524	26	40 LAPS	1:11.745	26	40 LAPS	1:14.165
26	40 LAPS	1:10.431	36	14 LAPS	1:17.557	36	14 LAPS	1:17.769	21	2 LAPS	1:11.107	22	16 LAPS	1:22.905
21	2 LAPS	1:11.551	26	40 LAPS	1:11.846	21	2 LAPS	1:12.240	36	14 LAPS	1:17.005	36	14 LAPS	1:17.362
9	25 LAPS	1:16.155	21	2 LAPS	1:11.869	9	25 LAPS	1:13.644	9	25 LAPS	1:12.498	9	25 LAPS	1:12.602
39	4 LAPS	1:14.517	9	25 LAPS	1:12.492	1	1 LAP	1:36.551	28	5 LAPS	1:10.137	28	5 LAPS	1:14.603
28	5 LAPS	1:09.865	39	4 LAPS	1:14.265	28	5 LAPS	1:11.580	39	4 LAPS	1:14.367	39	4 LAPS	1:16.644
27	10 LAPS	1:12.655	28	5 LAPS	1:10.059	39	4 LAPS	1:15.045	1	1 LAP	1:36.200	17	2 LAPS	1:09.623
22	15 LAPS	1:21.762	27	10 LAPS	1:12.610	17	2 LAPS	1:11.529	17	2 LAPS	1:09.400	27	10 LAPS	1:12.871
17	2 LAPS	1:10.219	17	2 LAPS	1:10.038	27	10 LAPS	1:12.900	27	10 LAPS	1:11.997	6	1:00.465	1:09.502
			22	15 LAPS	1:22.425	6	1:13.474	1:09.930	6	1:07.479	1:09.855	1	1 LAP	1:32.968

Cars 1, 3, 4, 7, 27 + 37 - 2 lap penalties - Excess speed in the pit lane

Donington Park National
Circuit Length = 1.9791 miles
Start: 15:13 End: 19:15

Britcar MSA British Endurance Championship

RACE 17 - LAP CHART

Lap 191		
No	Behind	Laptime
2		1:18.532
21	2 LAPS	1:11.494
26	40 LAPS	1:14.512
9	25 LAPS	1:14.410
28	5 LAPS	1:12.902
22	16 LAPS	1:27.771
36	14 LAPS	1:20.247
39	4 LAPS	1:16.430
17	2 LAPS	1:09.720
27	10 LAPS	1:11.714
6	51.988	1:10.055
1	1 LAP	1:29.783

Cars 1, 3, 4, 7, 27 + 37 - 2 lap penalties - Excess speed in the pit lane

Donington Park National
Circuit Length = 1.9791 miles
Start: 15:13 End: 19:15