



BRITISH TRUCK GRAND PRIX

Donington Park National Circuit

23rd & 24th April 2011



Results Provided by Timing Solutions Ltd

www.tsl-timing.com

2011 FIA EUROPEAN TRUCK RACING CHAMPIONSHIP

FREE PRACTICE 1 - CLASSIFICATION

POS	NO	CL	NAME	NAT	ENTRY	TIME	ON	LAPS	GAP	DIFF	MPH
1	4		Markus OSTREICH	DEU	Renault - MKR Technology	1:26.113	6	9			82.73
2	3		Jochen HAHN	DEU	MAN - Jochen Hahn	1:26.161	19	23	0.048	0.048	82.68
3	1		Antonio ALBACETE	ESP	MAN - Equipe Cepsa	1:26.396	4	10	0.283	0.235	82.46
4	9		Uwe NITTEL	DEU	MAN - Truck Sport Lutz Bernau	1:26.560	18	22	0.447	0.164	82.30
5	7		Adam LACKO	MON	Renault - MRK Team 14 Juniors	1:26.658	6	21	0.545	0.098	82.21
6	2		Markus BOSIGER	CHE	Renault - MKR Technology	1:26.787	20	20	0.674	0.129	82.09
7	5		David VRSECKY	CZE	Freightliner - Buggyra Int. Racing System	1:27.117	2	19	1.004	0.330	81.78
8	6		Christopher LEVETT	GBR	Freightliner - Buggyra Int. Racing System	1:27.512	8	14	1.399	0.395	81.41
9	18		Stuart OLIVER	GBR	MAN - Truck Race Team Allgauer	1:27.639	3	12	1.526	0.127	81.29
10	24		David JENKINS	GBR	MAN - David Jenkins	1:28.026	8	14	1.913	0.387	80.93
11	8		Alex LVOV	RUS	MAN - Truck Race Team Allgauer	1:28.274	11	18	2.161	0.248	80.71
12	16		Mika MAKINEN	FIN	MAN - Mika Makinen	1:28.401	4	26	2.288	0.127	80.59
13	25		Steve HORNE	GBR	MAN - Steve Horne	1:28.644	2	11	2.531	0.243	80.37
14	10		Anthony JANIEC	FRA	Renault - MRK Team 14 Juniors	1:29.330	8	8	3.217	0.686	79.75
15	12		Zoltan BIRNBAUER	HUN	MAN - Zoltan Birenbauer	1:29.421	4	15	3.308	0.091	79.67
16	14		Jean-Pierre BLAISE	BEL	Renault - Jean-Pierre Blaise	1:29.945	14	16	3.832	0.524	79.21
17	26		Richard COLLETT	GBR	MAN - Richard Collett	1:30.143	18	22	4.030	0.198	79.03
18	17		Jose BERMEJO	ESP	MAN - Jose Bermejo	1:31.000	11	11	4.887	0.857	78.29
19	15		Erwin KLEINNAGELVOORT	NLD	SCANIA - Erwin Kleinnagelvoort	1:31.893	13	16	5.780	0.893	77.53

Weather / Track : Sunny / Dry
 These results are provisional until the conclusion of any judicial and technical matters.

Donington Park National
 Circuit Length = 1.9791 miles
 Start: 15:59 End: 17:00

Race Director :	Stewards :	Timekeeper :
-----------------	------------	--------------

2011 FIA EUROPEAN TRUCK RACING CHAMPIONSHIP

FREE PRACTICE 1 - LAP ANALYSIS

1	Antonio ALBACETE (ESP)			MAN - Equipe Cepsa			
1 -	2:04.452	+ 38.056	16:17:44.376	6 -	1:40.080	+ 13.684	16:46:00.948
2 -	1:26.801	+ 0.405	16:19:11.177	7 -	1:26.875	+ 0.479	16:47:27.823
3 -	8:28.462	+ 7:02.066	16:27:39.639	8 -	1:55.496	+ 29.100	16:49:23.319
4 -	1:26.396		16:29:06.035	9 -	1:26.646	+ 0.250	16:50:49.965
5 -	15:14.833	+ 13:48.437	16:44:20.868	10 -	5:27.926	+ 4:01.530	16:56:17.891
2	Markus BOSIGER (CHE)			Renault - MKR Technology			
1 -	1:58.301	+ 31.514	16:10:12.712	11 -	1:49.839	+ 23.052	16:32:57.430
2 -	1:26.867	+ 0.080	16:11:39.579	12 -	1:27.049	+ 0.262	16:34:24.479
3 -	1:51.730	+ 24.943	16:13:31.309	13 -	1:27.357	+ 0.570	16:35:51.836
4 -	1:27.026	+ 0.239	16:14:58.335	14 -	1:57.448 P	+ 30.661	16:37:49.284
5 -	2:08.262 P	+ 41.475	16:17:06.597	15 -	7:08.443	+ 5:41.656	16:44:57.727
6 -	5:58.131	+ 4:31.344	16:23:04.728	16 -	1:27.030	+ 0.243	16:46:24.757
7 -	1:30.258	+ 3.471	16:24:34.986	17 -	1:52.151 P	+ 25.364	16:48:16.908
8 -	1:49.920 P	+ 23.133	16:26:24.906	18 -	3:30.523	+ 2:03.736	16:51:47.431
9 -	3:15.785	+ 1:48.998	16:29:40.691	19 -	1:55.286	+ 28.499	16:53:42.717
10 -	1:26.900	+ 0.113	16:31:07.591	20 -	1:26.787		16:55:09.504
3	Jochen HAHN (DEU)			MAN - Jochen Hahn			
1 -	1:40.479	+ 14.318	16:05:01.846	13 -	1:27.034	+ 0.873	16:22:26.476
2 -	1:26.927	+ 0.766	16:06:28.773	14 -	1:27.341	+ 1.180	16:23:53.817
3 -	1:26.630	+ 0.469	16:07:55.403	15 -	1:27.018	+ 0.857	16:25:20.835
4 -	1:26.608	+ 0.447	16:09:22.011	16 -	1:27.717	+ 1.556	16:26:48.552
5 -	1:27.016	+ 0.855	16:10:49.027	17 -	18:15.917 P	+ 16:49.756	16:45:04.469
6 -	1:26.843	+ 0.682	16:12:15.870	18 -	2:03.969	+ 37.808	16:47:08.438
7 -	1:27.093	+ 0.932	16:13:42.963	19 -	1:26.161		16:48:34.599
8 -	1:27.545	+ 1.384	16:15:10.508	20 -	1:26.404	+ 0.243	16:50:01.003
9 -	1:27.397	+ 1.236	16:16:37.905	21 -	1:26.518	+ 0.357	16:51:27.521
10 -	1:27.324	+ 1.163	16:18:05.229	22 -	1:26.245	+ 0.084	16:52:53.766
11 -	1:27.279	+ 1.118	16:19:32.508	23 -	1:27.454	+ 1.293	16:54:21.220
12 -	1:26.934	+ 0.773	16:20:59.442				
4	Markus OSTREICH (DEU)			Renault - MKR Technology			
1 -	35:30.761	+ 34:04.648	16:42:12.067	6 -	1:26.113		16:50:59.184
2 -	1:58.919	+ 32.806	16:44:10.986	7 -	1:37.608	+ 11.495	16:52:36.792
3 -	1:39.631	+ 13.518	16:45:50.617	8 -	1:26.450	+ 0.337	16:54:03.242
4 -	1:27.019	+ 0.906	16:47:17.636	9 -	1:26.143	+ 0.030	16:55:29.385
5 -	2:15.435	+ 49.322	16:49:33.071				
5	David VRSECKY (CZE)			Freightliner - Buggyra Int. Racing System			
1 -	1:27.411	+ 0.294	16:08:06.921	11 -	1:27.407	+ 0.290	16:26:37.433
2 -	1:27.117		16:09:34.038	12 -	4:40.524	+ 3:13.407	16:31:17.957
3 -	1:27.702	+ 0.585	16:11:01.740	13 -	1:28.403	+ 1.286	16:32:46.360
4 -	1:27.462	+ 0.345	16:12:29.202	14 -	1:27.431	+ 0.314	16:34:13.791
5 -	1:27.884	+ 0.767	16:13:57.086	15 -	1:27.657	+ 0.540	16:35:41.448
6 -	1:27.446	+ 0.329	16:15:24.532	16 -	1:27.980	+ 0.863	16:37:09.428
7 -	1:27.641	+ 0.524	16:16:52.173	17 -	1:27.501	+ 0.384	16:38:36.929
8 -	1:27.181	+ 0.064	16:18:19.354	18 -	5:09.960	+ 3:42.843	16:43:46.889
9 -	5:21.512	+ 3:54.395	16:23:40.866	19 -	1:27.304	+ 0.187	16:45:14.193
10 -	1:29.160	+ 2.043	16:25:10.026				
6	Christopher LEVETT (GBR)			Freightliner - Buggyra Int. Racing System			
1 -	1:41.606	+ 14.094	16:08:08.692	8 -	1:27.512		16:27:11.107
2 -	1:28.387	+ 0.875	16:09:37.079	9 -	1:27.784	+ 0.272	16:28:38.891
3 -	1:28.463	+ 0.951	16:11:05.542	10 -	1:40.323	+ 12.811	16:30:19.214
4 -	1:28.080	+ 0.568	16:12:33.622	11 -	1:27.930	+ 0.418	16:31:47.144
5 -	1:27.832	+ 0.320	16:14:01.454	12 -	4:51.777	+ 3:24.265	16:36:38.921
6 -	6:47.777	+ 5:20.265	16:20:49.231	13 -	1:27.812	+ 0.300	16:38:06.733
7 -	4:54.364	+ 3:26.852	16:25:43.595	14 -	1:28.358	+ 0.846	16:39:35.091

Weather / Track : Sunny / Dry

Donington Park National
Circuit Length = 1.9791 miles
Start: 15:59 End: 17:00

2011 FIA EUROPEAN TRUCK RACING CHAMPIONSHIP

FREE PRACTICE 1 - LAP ANALYSIS

7	Adam LACKO (MON)		Renault - MRK Team 14 Juniors				
1 -	1:35.042	+ 8.384	16:11:34.840	12 -	1:27.370	+ 0.712	16:35:09.164
2 -	1:26.825	+ 0.167	16:13:01.665	13 -	1:27.527	+ 0.869	16:36:36.691
3 -	1:27.193	+ 0.535	16:14:28.858	14 -	1:56.172 P	+ 29.514	16:38:32.863
4 -	2:17.099 P	+ 50.441	16:16:45.957	15 -	7:06.706	+ 5:40.048	16:45:39.569
5 -	7:54.921	+ 6:28.263	16:24:40.878	16 -	1:30.980	+ 4.322	16:47:10.549
6 -	1:26.658		16:26:07.536	17 -	1:27.289	+ 0.631	16:48:37.838
7 -	1:44.891	+ 18.233	16:27:52.427	18 -	1:27.180	+ 0.522	16:50:05.018
8 -	1:27.217	+ 0.559	16:29:19.644	19 -	1:27.404	+ 0.746	16:51:32.422
9 -	1:27.702	+ 1.044	16:30:47.346	20 -	1:27.099	+ 0.441	16:52:59.521
10 -	1:27.071	+ 0.413	16:32:14.417	21 -	1:27.615	+ 0.957	16:54:27.136
11 -	1:27.377	+ 0.719	16:33:41.794				
8	Alex LVOV (RUS)		MAN - Truck Race Team Allgauer				
1 -	1:28.841	+ 0.567	16:02:23.600	10 -	4:47.504	+ 3:19.230	16:22:56.302
2 -	1:28.889	+ 0.615	16:03:52.489	11 -	1:28.274		16:24:24.576
3 -	1:28.739	+ 0.465	16:05:21.228	12 -	1:29.928	+ 1.654	16:25:54.504
4 -	1:32.710	+ 4.436	16:06:53.938	13 -	1:33.435	+ 5.161	16:27:27.939
5 -	1:49.487 P	+ 21.213	16:08:43.425	14 -	1:44.326 P	+ 16.052	16:29:12.265
6 -	4:28.142	+ 2:59.868	16:13:11.567	15 -	4:03.494	+ 2:35.220	16:33:15.759
7 -	1:28.692	+ 0.418	16:14:40.259	16 -	1:28.395	+ 0.121	16:34:44.154
8 -	1:30.497	+ 2.223	16:16:10.756	17 -	1:28.642	+ 0.368	16:36:12.796
9 -	1:58.042 P	+ 29.768	16:18:08.798	18 -	1:28.436	+ 0.162	16:37:41.232
9	Uwe NITTEL (DEU)		MAN - Truck Sport Lutz Bernau				
1 -	1:27.848	+ 1.288	16:03:22.059	12 -	1:31.496	+ 4.936	16:24:45.613
2 -	1:32.089	+ 5.529	16:04:54.148	13 -	1:36.533	+ 9.973	16:26:22.146
3 -	1:26.986	+ 0.426	16:06:21.134	14 -	1:32.039	+ 5.479	16:27:54.185
4 -	1:27.262	+ 0.702	16:07:48.396	15 -	1:37.233	+ 10.673	16:29:31.418
5 -	1:39.187 P	+ 12.627	16:09:27.583	16 -	14:47.995	+ 13:21.435	16:44:19.413
6 -	4:10.970	+ 2:44.410	16:13:38.553	17 -	1:40.378	+ 13.818	16:45:59.791
7 -	1:27.466	+ 0.906	16:15:06.019	18 -	1:26.560		16:47:26.351
8 -	1:29.258	+ 2.698	16:16:35.277	19 -	1:58.166	+ 31.606	16:49:24.517
9 -	1:39.507 P	+ 12.947	16:18:14.784	20 -	1:26.629	+ 0.069	16:50:51.146
10 -	3:32.182	+ 2:05.622	16:21:46.966	21 -	2:00.515	+ 33.955	16:52:51.661
11 -	1:27.151	+ 0.591	16:23:14.117	22 -	1:35.348 P	+ 8.788	16:54:27.009
10	Anthony JANIEC (FRA)		Renault - MRK Team 14 Juniors				
1 -	1:30.534	+ 1.204	16:18:34.314	5 -	2:04.514	+ 35.184	16:30:26.953
2 -	1:30.287	+ 0.957	16:20:04.601	6 -	1:39.141	+ 9.811	16:32:06.094
3 -	6:46.468	+ 5:17.138	16:26:51.069	7 -	1:29.783	+ 0.453	16:33:35.877
4 -	1:31.370	+ 2.040	16:28:22.439	8 -	1:29.330		16:35:05.207
12	Zoltan BIRNBAUER (HUN)		MAN - Zoltan Birenbauer				
1 -	1:29.646	+ 0.225	16:13:49.762	9 -	1:58.151 P	+ 28.730	16:30:12.546
2 -	1:29.980	+ 0.559	16:15:19.742	10 -	3:41.422	+ 2:12.001	16:33:53.968
3 -	1:29.605	+ 0.184	16:16:49.347	11 -	1:30.316	+ 0.895	16:35:24.284
4 -	1:29.421		16:18:18.768	12 -	1:33.813	+ 4.392	16:36:58.097
5 -	1:29.849	+ 0.428	16:19:48.617	13 -	1:59.150 P	+ 29.729	16:38:57.247
6 -	2:01.514 P	+ 32.093	16:21:50.131	14 -	4:57.348	+ 3:27.927	16:43:54.595
7 -	4:53.656	+ 3:24.235	16:26:43.787	15 -	1:38.478 P	+ 9.057	16:45:33.073
8 -	1:30.608	+ 1.187	16:28:14.395				
14	Jean-Pierre BLAISE (BEL)		Renault - Jean-Pierre Blaise				
1 -	1:34.187	+ 4.242	16:28:11.226	9 -	3:16.087	+ 1:46.142	16:42:30.305
2 -	1:31.038	+ 1.093	16:29:42.264	10 -	1:33.458	+ 3.513	16:44:03.763
3 -	1:30.105	+ 0.160	16:31:12.369	11 -	1:30.020	+ 0.075	16:45:33.783
4 -	1:30.174	+ 0.229	16:32:42.543	12 -	1:35.947	+ 6.002	16:47:09.730
5 -	1:30.924	+ 0.979	16:34:13.467	13 -	1:31.156	+ 1.211	16:48:40.886
6 -	1:30.977	+ 1.032	16:35:44.444	14 -	1:29.945		16:50:10.831
7 -	1:32.493	+ 2.548	16:37:16.937	15 -	1:31.152	+ 1.207	16:51:41.983
8 -	1:57.281 P	+ 27.336	16:39:14.218	16 -	1:56.494 P	+ 26.549	16:53:38.477

Weather / Track : Sunny / Dry

Donington Park National
Circuit Length = 1.9791 miles
Start: 15:59 End: 17:00

2011 FIA EUROPEAN TRUCK RACING CHAMPIONSHIP

FREE PRACTICE 1 - LAP ANALYSIS

15	Erwin KLEINAGELVOORT (NLD)			SCANIA - Erwin Kleinagelvoort			
1 -	1:38.641 P	+ 6.748	16:07:26.694	9 -	1:34.322	+ 2.429	16:36:14.053
2 -	9:26.640 P	+ 7:54.747	16:16:53.334	10 -	1:32.229	+ 0.336	16:37:46.282
3 -	10:03.820	+ 8:31.927	16:26:57.154	11 -	1:37.922 P	+ 6.029	16:39:24.204
4 -	1:33.131	+ 1.238	16:28:30.285	12 -	9:47.232	+ 8:15.339	16:49:11.436
5 -	1:32.142	+ 0.249	16:30:02.427	13 -	1:31.893		16:50:43.329
6 -	1:32.626	+ 0.733	16:31:35.053	14 -	1:31.990	+ 0.097	16:52:15.319
7 -	1:32.141	+ 0.248	16:33:07.194	15 -	1:32.461	+ 0.568	16:53:47.780
8 -	1:32.537	+ 0.644	16:34:39.731	16 -	1:32.500	+ 0.607	16:55:20.280
16	Mika MAKINEN (FIN)			MAN - Mika Makinen			
1 -	1:40.052	+ 11.651	16:05:03.737	14 -	1:28.854	+ 0.453	16:27:23.920
2 -	1:29.016	+ 0.615	16:06:32.753	15 -	1:29.019	+ 0.618	16:28:52.939
3 -	1:29.035	+ 0.634	16:08:01.788	16 -	1:29.229	+ 0.828	16:30:22.168
4 -	1:28.401		16:09:30.189	17 -	1:28.654	+ 0.253	16:31:50.822
5 -	1:28.658	+ 0.257	16:10:58.847	18 -	10:11.406 P	+ 8:43.005	16:42:02.228
6 -	1:28.928	+ 0.527	16:12:27.775	19 -	1:55.980	+ 27.579	16:43:58.208
7 -	1:30.611	+ 2.210	16:13:58.386	20 -	1:29.193	+ 0.792	16:45:27.401
8 -	1:28.451	+ 0.050	16:15:26.837	21 -	1:44.344	+ 15.943	16:47:11.745
9 -	1:29.050	+ 0.649	16:16:55.887	22 -	1:29.306	+ 0.905	16:48:41.051
10 -	1:28.704	+ 0.303	16:18:24.591	23 -	1:30.152	+ 1.751	16:50:11.203
11 -	1:44.802 P	+ 16.401	16:20:09.393	24 -	1:29.271	+ 0.870	16:51:40.474
12 -	4:15.694	+ 2:47.293	16:24:25.087	25 -	1:28.711	+ 0.310	16:53:09.185
13 -	1:29.979	+ 1.578	16:25:55.066	26 -	1:31.086	+ 2.685	16:54:40.271
17	Jose BERMEJO (ESP)			MAN - Jose Bermejo			
1 -	1:36.282	+ 5.282	16:38:40.927	7 -	1:31.669	+ 0.669	16:48:48.120
2 -	1:34.119	+ 3.119	16:40:15.046	8 -	1:32.046	+ 1.046	16:50:20.166
3 -	1:59.800	+ 28.800	16:42:14.846	9 -	1:31.097	+ 0.097	16:51:51.263
4 -	1:37.272	+ 6.272	16:43:52.118	10 -	1:31.822	+ 0.822	16:53:23.085
5 -	1:51.022	+ 20.022	16:45:43.140	11 -	1:31.000		16:54:54.085
6 -	1:33.311	+ 2.311	16:47:16.451				
18	Stuart OLIVER (GBR)			MAN - Truck Race Team Allgauer			
1 -	1:28.809	+ 1.170	16:02:28.526	7 -	1:28.450	+ 0.811	16:16:42.546
2 -	1:28.588	+ 0.949	16:03:57.114	8 -	1:39.008 P	+ 11.369	16:18:21.554
3 -	1:27.639		16:05:24.753	9 -	7:52.835	+ 6:25.196	16:26:14.389
4 -	1:27.962	+ 0.323	16:06:52.715	10 -	1:28.720	+ 1.081	16:27:43.109
5 -	1:55.653 P	+ 28.014	16:08:48.368	11 -	1:29.083	+ 1.444	16:29:12.192
6 -	6:25.728	+ 4:58.089	16:15:14.096	12 -	1:58.730 P	+ 31.091	16:31:10.922
24	David JENKINS (GBR)			MAN - David Jenkins			
1 -	1:26.928	+ -1.098	16:22:23.987	8 -	1:28.026		16:32:47.655
2 -	1:29.567	+ 1.541	16:23:53.554	9 -	1:29.040	+ 1.014	16:34:16.695
3 -	1:29.393	+ 1.367	16:25:22.947	10 -	1:29.154	+ 1.128	16:35:45.849
4 -	1:28.793	+ 0.767	16:26:51.740	11 -	1:29.567	+ 1.541	16:37:15.416
5 -	1:30.006	+ 1.980	16:28:21.746	12 -	1:28.725	+ 0.699	16:38:44.141
6 -	1:29.172	+ 1.146	16:29:50.918	13 -	1:29.901	+ 1.875	16:40:14.042
7 -	1:28.711	+ 0.685	16:31:19.629	14 -	1:39.555 P	+ 11.529	16:41:53.597
25	Steve HORNE (GBR)			MAN - Steve Horne			
1 -	1:28.868	+ 0.224	16:03:43.733	7 -	1:30.164	+ 1.520	16:12:58.298
2 -	1:28.644		16:05:12.377	8 -	1:36.067	+ 7.423	16:14:34.365
3 -	1:29.671	+ 1.027	16:06:42.048	9 -	1:31.166	+ 2.522	16:16:05.531
4 -	1:39.859	+ 11.215	16:08:21.907	10 -	1:28.739	+ 0.095	16:17:34.270
5 -	1:33.759	+ 5.115	16:09:55.666	11 -	1:34.552	+ 5.908	16:19:08.822
6 -	1:32.468	+ 3.824	16:11:28.134				
26	Richard COLLETT (GBR)			MAN - Richard Collett			
1 -	1:32.712	+ 2.569	16:02:23.117	12 -	1:44.718 P	+ 14.575	16:25:32.205
2 -	1:38.932 P	+ 8.789	16:04:02.049	13 -	3:57.720	+ 2:27.577	16:29:29.925
3 -	3:18.521	+ 1:48.378	16:07:20.570	14 -	1:30.888	+ 0.745	16:31:00.813

Weather / Track : Sunny / Dry

Donington Park National
Circuit Length = 1.9791 miles
Start: 15:59 End: 17:00

2011 FIA EUROPEAN TRUCK RACING CHAMPIONSHIP

FREE PRACTICE 1 - LAP ANALYSIS

4 -	1:34.197	+ 4.054	16:08:54.767	15 -	1:36.167 P	+ 6.024	16:32:36.980
5 -	1:36.544 P	+ 6.401	16:10:31.311	16 -	3:21.542	+ 1:51.399	16:35:58.522
6 -	2:45.895	+ 1:15.752	16:13:17.206	17 -	1:30.602	+ 0.459	16:37:29.124
7 -	1:31.696	+ 1.553	16:14:48.902	18 -	1:30.143		16:38:59.267
8 -	1:36.337	+ 6.194	16:16:25.239	19 -	1:43.682 P	+ 13.539	16:40:42.949
9 -	1:52.983 P	+ 22.840	16:18:18.222	20 -	3:18.588	+ 1:48.445	16:44:01.537
10 -	3:58.294	+ 2:28.151	16:22:16.516	21 -	1:30.849	+ 0.706	16:45:32.386
11 -	1:30.971	+ 0.828	16:23:47.487	22 -	1:48.525 P	+ 18.382	16:47:20.911

Weather / Track : Sunny / Dry

2011 FIA EUROPEAN TRUCK RACING CHAMPIONSHIP

FREE PRACTICE 2 - CLASSIFICATION

POS	NO	CL	NAME	NAT	ENTRY	TIME	ON	LAPS	GAP	DIFF	MPH
1	9		Uwe NITTEL	DEU	MAN - Truck Sport Lutz Bernau	1:26.426	12	12			82.43
2	3		Jochen HAHN	DEU	MAN - Jochen Hahn	1:26.528	4	13	0.102	0.102	82.33
3	4		Markus OSTREICH	DEU	Renault - MKR Technology	1:26.552	8	12	0.126	0.024	82.31
4	1		Antonio ALBACETE	ESP	MAN - Equipe Cepsa	1:26.739	11	13	0.313	0.187	82.13
5	2		Markus BOSIGER	CHE	Renault - MKR Technology	1:26.855	5	11	0.429	0.116	82.02
6	7		Adam LACKO	MON	Renault - MRK Team 14 Juniors	1:27.147	10	13	0.721	0.292	81.75
7	5		David VRSECKY	CZE	Freightliner - Buggyra Int. Racing System	1:27.154	6	12	0.728	0.007	81.74
8	6		Christopher LEVETT	GBR	Freightliner - Buggyra Int. Racing System	1:27.488	9	10	1.062	0.334	81.43
9	18		Stuart OLIVER	GBR	MAN - Truck Race Team Allgauer	1:28.243	3	10	1.817	0.755	80.73
10	16		Mika MAKINEN	FIN	MAN - Mika Makinen	1:28.291	6	12	1.865	0.048	80.69
11	10		Anthony JANIEC	FRA	Renault - MRK Team 14 Juniors	1:28.475	10	11	2.049	0.184	80.52
12	8		Alex LVOV	RUS	MAN - Truck Race Team Allgauer	1:28.703	5	9	2.277	0.228	80.32
13	17		Jose BERMEJO	ESP	MAN - Jose Bermejo	1:28.771	5	10	2.345	0.068	80.25
14	23		Mathew SUMMERFIELD	GBR	MAN - Mathew Summerfield	1:28.975	6	8	2.549	0.204	80.07
15	24		David JENKINS	GBR	MAN - David Jenkins	1:29.255	8	10	2.829	0.280	79.82
16	12		Zoltan BIRNBAUER	HUN	MAN - Zoltan Birenbauer	1:29.375	9	11	2.949	0.120	79.71
17	26		Richard COLLETT	GBR	MAN - Richard Collett	1:30.317	9	11	3.891	0.942	78.88
18	14		Jean-Pierre BLAISE	BEL	Renault - Jean-Pierre Blaise	1:30.333	8	9	3.907	0.016	78.87
19	15		Erwin KLEINNAGELVOORT	NLD	Scania - Erwin Klein nagelvoort	1:31.203	9	12	4.777	0.870	78.11
20	25		Steve HORNE	GBR	MAN - Steve Horne	1:33.000	6	11	6.574	1.797	76.60

Weather / Track : Sunny / Dry
 These results are provisional until the conclusion of any judicial and technical matters.

Donington Park National
 Circuit Length = 1.9791 miles
 Start: 09:00 End: 09:32

Race Director :	Stewards :	Timekeeper :
-----------------	------------	--------------

2011 FIA EUROPEAN TRUCK RACING CHAMPIONSHIP

FREE PRACTICE 2 - SECTOR ANALYSIS

1	Antonio ALBACETE					Equipe Cepsa									
1 -	Out 68.4	1:05.563	77.3	18.586	93.4	1:50.416	8 -	24.986	100.0	46.935	101.5	15.691	95.3	1:27.612	
2 -	11:39.334	82.0	54.129	84.0	16.768	93.9	12:50.231	9 -	25.086	100.6	46.346	101.7	15.635	95.5	1:27.067
3 -	25.112	100.9	46.387	101.1	16.069	94.1	1:27.568	10 -	24.932	100.9	46.239	101.5	15.595	95.2	1:26.766
4 -	24.988	100.9	46.299	101.4	15.589	95.6	1:26.876	11 -	24.878	100.5	46.374	101.7	15.487	96.8	1:26.739
5 -	25.220	100.5	49.135	64.2	20.739	94.2	1:35.094	12 -	25.233	94.1	46.718	101.5	16.244	95.8	1:28.195
6 -	25.024	100.5	46.289	101.5	15.591	96.1	1:26.904	13 -	25.307	99.9	46.646	101.2	15.492	96.1	1:27.445
7 -	24.945	100.5	46.346	101.5	15.499	96.2	1:26.790								
2	Markus BOSIGER					MKR Technology									
1 -	Out 49.7	1:08.820	78.2	17.483	94.2	1:59.144	7 -	25.008	101.8	46.394	98.7	15.721	96.3	1:27.123	
2 -	11:46.024	80.6	49.039	98.5	16.035	95.3	12:51.098	8 -	25.194	102.0	48.979	59.9	19.527	95.3	1:33.700
3 -	25.096	101.7	46.500	98.4	15.901	94.9	1:27.497	9 -	27.066	82.5	54.393	88.7	18.389	95.6	1:39.848
4 -	24.986	101.5	46.452	98.7	15.753	95.3	1:27.191	10 -	24.982	101.8	46.266	98.7	15.729	96.2	1:26.977
5 -	24.904	101.7	46.257	98.7	15.694	95.5	1:26.855	11 -	24.924	101.8	46.169	98.8	15.785	95.8	1:26.878
6 -	25.048	101.7	46.356	98.7	15.848	94.4	1:27.252								
3	Jochen HAHN					Jochen Hahn									
1 -	Out 45.9	1:08.028	100.2	16.332	94.6	2:00.439	8 -	24.990	100.2	46.043	101.7	15.791	96.8	1:26.824	
2 -	11:51.303	82.8	47.665	100.9	16.199	96.2	12:55.167	9 -	26.313	87.4	50.433	77.0	17.043	97.2	1:33.789
3 -	24.926	100.6	46.360	100.9	15.715	96.5	1:27.001	10 -	24.997	100.2	48.217	75.1	17.889	97.1	1:31.103
4 -	25.006	100.2	45.801	100.9	15.721	96.9	1:26.528	11 -	25.051	100.3	46.089	101.7	15.573	97.4	1:26.713
5 -	25.037	100.3	46.094	100.9	15.692	97.4	1:26.823	12 -	30.745	64.8	54.975	100.9	16.095	97.2	1:41.815
6 -	24.993	100.2	46.014	101.7	15.671	97.2	1:26.678	13 -	25.216	100.0	46.467	100.6	15.866	88.7	1:27.549
7 -	24.933	99.4	47.277	100.9	16.196	95.8	1:28.406								
4	Markus OSTREICH					MKR Technology									
1 -	Out 68.5	59.556	97.1	20.070	93.3	1:45.455	7 -	27.682	59.4	1:15.515	76.8	17.929	96.5	2:01.126	
2 -	11:52.928	81.0	51.018	78.4	18.180	94.6	13:02.126	8 -	24.757	102.3	46.106	98.8	15.689	96.6	1:26.552
3 -	25.545	102.1	46.609	98.8	16.478	94.6	1:28.632	9 -	25.134	102.3	52.518	78.8	17.605	96.6	1:35.257
4 -	25.157	101.8	47.405	99.1	16.304	96.8	1:28.866	10 -	24.891	102.1	46.263	99.0	15.699	97.4	1:26.853
5 -	24.918	102.1	46.743	98.8	15.853	96.8	1:27.514	11 -	24.870	102.3	46.056	99.1	15.660	97.5	1:26.586
6 -	25.134	102.1	47.163	99.4	16.759	95.3	1:29.056	12 -	24.834	102.3	46.738	99.0	15.743	96.9	1:27.315
5	David VRSECKY					Buggyra Int. Racing System									
1 -	Out 78.6	58.883	99.0	19.665	90.9	1:43.461	7 -	24.864	104.0	46.754	99.6	15.714	96.2	1:27.332	
2 -	11:42.001	89.6	49.941	69.8	18.832	94.9	12:50.774	8 -	25.096	95.5	49.162	99.6	15.869	95.8	1:30.127
3 -	25.250	100.8	46.459	99.4	15.842	95.5	1:27.551	9 -	24.950	101.1	46.745	99.7	16.046	95.1	1:27.741
4 -	24.987	101.1	46.782	99.3	15.640	95.6	1:27.409	10 -	24.932	101.4	46.597	99.6	15.901	96.1	1:27.430
5 -	24.991	100.9	46.617	99.4	15.760	96.1	1:27.368	11 -	25.007	101.7	46.555	99.4	15.717	96.3	1:27.279
6 -	24.841	103.9	46.618	99.4	15.695	96.5	1:27.154	12 -	25.052	101.5	53.432	72.3	18.182	95.6	1:36.666
6	Christopher LEVETT					Buggyra Int. Racing System									
1 -	Out 47.1	1:08.824	78.3	16.731	92.6	2:00.318	6 -	25.283	100.8	46.675	99.4	15.854	94.4	1:27.812	
2 -	12:18.630	86.8	50.264	99.1	16.611	92.3	13:25.505	7 -	26.637	83.3	50.292	95.1	In		1:39.133 P
3 -	25.193	100.8	46.489	99.3	16.105	93.8	1:27.787	8 -	Out 90.2		49.602	98.1	17.519	95.3	4:07.967
4 -	25.314	99.4	46.687	99.4	15.830	94.8	1:27.831	9 -	25.122	100.5	46.628	99.6	15.738	95.9	1:27.488
5 -	25.131	101.1	48.983	99.4	16.219	93.5	1:30.333	10 -	25.139	101.5	46.759	99.6	15.828	95.9	1:27.726
7	Adam LACKO					MRK Team 14 Juniors									
1 -	Out 64.2	1:05.673	76.1	19.209	90.1	1:52.914	8 -	25.142	102.5	46.866	99.1	15.956	95.1	1:27.964	
2 -	11:44.336	95.7	51.342	77.1	16.793	94.2	12:52.471	9 -	25.069	102.5	46.400	99.3	15.914	95.3	1:27.383
3 -	25.261	102.0	46.564	99.0	16.135	94.9	1:27.960	10 -	24.942	102.3	46.342	99.3	15.863	95.5	1:27.147
4 -	25.277	102.0	46.504	99.3	15.898	94.6	1:27.679	11 -	24.880	102.6	46.794	99.4	15.856	96.1	1:27.530
5 -	25.100	102.3	46.521	99.3	15.939	95.2	1:27.560	12 -	26.936	100.0	46.995	99.4	16.063	97.1	1:29.994
6 -	25.108	102.3	46.651	99.3	16.054	95.3	1:27.813	13 -	25.441	102.6	55.297	88.4	20.290	74.8	1:41.028
7 -	24.982	102.3	46.900	99.1	16.115	95.2	1:27.997								
8	Alex LVOV					Truck Race Team Allgauer									
1 -	Out 78.7	1:03.650	80.1	18.015	92.7	1:48.993	6 -	25.467	99.6	48.114	98.8	16.047	94.4	1:29.628	
2 -	11:42.017	86.0	49.099	90.0	17.288	94.2	12:48.404	7 -	25.622	99.1	47.536	98.5	17.003	93.0	1:30.161
3 -	25.730	97.8	47.335	98.7	16.251	95.1	1:29.316	8 -	25.552	99.3	47.173	98.8	16.164	95.5	1:28.889

Weather / Track : Sunny / Dry

Donington Park National
Circuit Length = 1.9791 miles
Start: 09:00 End: 09:32

2011 FIA EUROPEAN TRUCK RACING CHAMPIONSHIP

FREE PRACTICE 2 - SECTOR ANALYSIS

4 -	25.757	98.7	47.245	98.8	16.351	95.2	1:29.353	9 -	31.846	61.4	1:07.471	61.6	ln	2:08.228 P	
5 -	25.522	99.0	47.195	98.7	15.986	95.8	1:28.703								
9	Uwe NITTEL Truck Sport Lutz Bernau														
1 -	Out	68.6	1:03.150	72.9	19.984	91.3	1:49.868	7 -	29.124	73.8	50.454	100.9	16.211	93.8	1:35.789
2 -	11:48.077	100.3	49.962	80.0	20.016	91.1	12:58.055	8 -	25.337	100.0	46.314	100.9	15.475	96.1	1:27.126
3 -	26.105	100.9	48.193	76.3	19.167	95.1	1:33.465	9 -	24.952	99.9	46.111	100.8	15.576	95.8	1:26.639
4 -	25.575	100.0	46.609	100.9	15.888	95.6	1:28.072	10 -	25.069	97.0	54.518	100.9	15.629	95.5	1:35.216
5 -	25.058	99.7	50.222	100.9	15.815	96.3	1:31.095	11 -	25.108	99.6	47.404	100.8	15.411	96.5	1:27.923
6 -	25.405	99.9	46.922	100.9	15.900	96.5	1:28.227	12 -	24.904	100.0	46.130	100.9	15.392	96.1	1:26.426
10	Anthony JANIEC MRK Team 14 Juniors														
1 -	Out	63.6	1:06.216	67.7	18.473	93.0	1:53.488	7 -	41.495	69.2	1:04.732	74.7	16.821	94.1	2:03.048
2 -	11:53.415	85.9	52.553	83.1	17.100	93.7	13:03.068	8 -	25.410	100.9	47.223	100.3	16.261	93.1	1:28.894
3 -	25.819	100.6	48.472	100.3	16.398	94.2	1:30.689	9 -	25.610	100.9	47.137	100.5	16.180	95.2	1:28.927
4 -	25.565	100.9	47.108	100.3	16.374	94.1	1:29.047	10 -	25.298	101.2	47.224	100.3	15.953	95.8	1:28.475
5 -	25.426	101.4	47.412	100.3	15.855	94.9	1:28.693	11 -	25.378	100.6	47.443	99.3	18.293	93.4	1:31.114
6 -	25.285	100.6	1:05.511	54.6	21.939	65.5	1:52.735								
12	Zoltan BIRNBAUER Zoltan Birenbauer														
1 -	Out	55.1	1:08.200	71.9	18.277	90.7	1:55.810	7 -	25.723	101.2	48.275	99.3	16.821	93.3	1:30.819
2 -	12:15.161	90.6	48.620	87.6	17.453	92.6	13:21.234	8 -	26.082	87.0	50.652	99.3	16.210	93.5	1:32.944
3 -	26.386	101.1	47.991	99.1	16.670	91.5	1:31.047	9 -	25.495	101.5	47.435	99.4	16.445	92.7	1:29.375
4 -	25.508	101.1	47.852	99.3	16.528	93.1	1:29.888	10 -	30.306	65.9	1:09.753	70.7	21.400	91.5	2:01.459
5 -	25.534	101.5	47.819	99.4	16.721	92.5	1:30.074	11 -	25.477	100.9	54.355	65.6	ln		1:48.461 P
6 -	25.532	100.9	47.751	99.4	16.374	93.5	1:29.657								
14	Jean-Pierre BLAISE Jean-Pierre Blaise														
1 -	Out	79.3	51.578	91.4	18.745	91.8	13:59.931	6 -	25.768	101.1	47.751	100.8	17.157	88.4	1:30.676
2 -	26.602	88.1	48.498	100.8	17.632	93.9	1:32.732	7 -	25.767	101.7	47.561	101.2	17.332	94.5	1:30.660
3 -	26.891	92.9	49.320	86.7	17.919	93.0	1:34.130	8 -	25.405	101.4	48.168	100.6	16.760	91.1	1:30.333
4 -	26.064	96.7	51.229	65.3	ln		1:45.853 P	9 -	25.835	100.9	48.512	76.3	ln		1:41.378 P
5 -	Out	93.2	48.596	100.9	17.528	92.7	3:25.317								
15	Erwin KLEINNAGELVOORT Erwin Kleinnagelvoort														
1 -	Out	69.2	1:03.149	78.8	18.629	83.0	1:50.231	7 -	26.484	93.3	48.848	99.3	16.839	84.4	1:32.171
2 -	11:49.832	80.2	53.630	91.2	17.928	82.6	13:01.390	8 -	26.444	94.9	48.526	99.4	16.534	85.8	1:31.504
3 -	27.695	90.0	50.122	99.3	17.089	83.6	1:34.906	9 -	26.331	90.3	48.261	99.3	16.611	85.3	1:31.203
4 -	26.719	94.1	49.141	99.3	16.875	84.6	1:32.735	10 -	26.306	100.9	48.750	99.6	16.450	86.0	1:31.506
5 -	26.441	95.6	48.932	99.6	16.679	84.5	1:32.052	11 -	26.395	90.3	49.066	99.4	16.750	84.6	1:32.211
6 -	26.644	90.9	49.087	99.3	16.961	84.0	1:32.692	12 -	26.350	99.0	48.738	99.0	16.960	84.1	1:32.048
16	Mika MAKINEN Mika Makinen														
1 -	Out	52.0	1:08.895	73.9	17.868	92.9	1:57.751	7 -	25.489	100.8	46.875	100.8	16.311	95.2	1:28.675
2 -	11:45.153	86.8	49.320	99.7	17.045	92.5	12:51.518	8 -	27.766	84.6	51.418	100.6	16.381	94.9	1:35.565
3 -	25.761	100.5	47.334	100.2	16.675	94.6	1:29.770	9 -	25.179	100.9	46.985	100.9	17.141	86.2	1:29.305
4 -	25.681	100.0	46.738	100.3	16.496	94.6	1:28.915	10 -	26.308	100.8	46.891	100.8	16.188	94.6	1:29.387
5 -	25.591	100.3	46.978	100.3	16.360	94.1	1:28.929	11 -	25.427	98.8	55.675	46.8	18.676	94.9	1:39.778
6 -	25.248	101.2	46.879	100.6	16.164	95.2	1:28.291	12 -	25.593	100.3	47.074	100.8	16.231	94.6	1:28.898
17	Jose BERMEJO Jose Bermejo														
1 -	Out	82.6	53.463	91.7	19.258	86.3	1:39.849	6 -	26.026	92.1	48.684	94.8	17.051	96.6	1:31.761
2 -	26.533	91.1	53.386	99.6	ln		1:47.943 P	7 -	26.189	93.7	48.853	99.9	17.033	95.6	1:32.075
3 -	Out	84.1	50.908	100.5	16.607	93.4	3:02.665	8 -	25.997	93.5	47.223	100.6	16.286	94.6	1:29.506
4 -	25.872	90.1	49.903	100.6	16.422	95.1	1:32.197	9 -	25.636	87.2	48.122	100.6	16.331	94.5	1:30.089
5 -	25.382	99.0	47.204	100.6	16.185	94.2	1:28.771	10 -	26.269	92.3	47.250	100.8	16.277	94.9	1:29.796
18	Stuart OLIVER Truck Race Team Allgauer														
1 -	Out	55.4	1:04.741	85.2	17.094	91.7	1:53.718	6 -	25.583	100.3	47.209	100.3	16.221	95.6	1:29.013
2 -	11:40.984	79.5	51.783	67.4	17.342	94.8	12:50.109	7 -	30.275	68.3	1:02.437	71.7	ln		1:56.482 P
3 -	25.392	100.3	46.883	100.2	15.968	95.9	1:28.243	8 -	Out	92.6	47.106	100.2	15.680	96.1	4:09.321
4 -	25.322	100.2	47.074	100.3	16.147	96.5	1:28.543	9 -	25.154	101.1	46.566	100.2	17.032	93.0	1:28.752
5 -	25.985	100.8	46.879	100.2	16.350	94.1	1:29.214	10 -	25.320	100.3	48.373	100.2	16.194	88.9	1:29.887

Weather / Track : Sunny / Dry

Donington Park National
Circuit Length = 1.9791 miles
Start: 09:00 End: 09:32

2011 FIA EUROPEAN TRUCK RACING CHAMPIONSHIP
FREE PRACTICE 2 - SECTOR ANALYSIS

23	Mathew SUMMERFIELD						Mathew Summerfield								
1 -	Out	75.6	51.695	98.1	18.794	90.0	1:34.597	5 -	25.375	101.1	47.484	98.4	16.493	94.8	1:29.352
2 -	26.087	98.5	49.271	98.4	17.117	90.2	1:32.475	6 -	25.208	101.7	47.586	97.3	16.181	95.3	1:28.975
3 -	25.561	100.8	47.331	97.8	16.450	93.5	1:29.342	7 -	25.416	100.5	52.487	55.9	In		1:50.985 P
4 -	25.436	100.3	47.248	98.0	17.964	93.4	1:30.648	8 -	Out	97.3	47.457	97.3	16.206	95.5	5:57.148
24	David JENKINS						David Jenkins								
1 -	Out	78.2	58.735	96.6	20.055	91.3	1:43.226	6 -	25.627	99.6	47.665	99.0	16.558	93.7	1:29.850
2 -			In		In		13:06.528 P	7 -	25.657	99.4	47.501	98.8	16.291	95.5	1:29.449
3 -	Out	92.7	48.569	98.8	18.287	92.5	4:18.157	8 -	25.652	99.0	47.419	98.8	16.184	96.1	1:29.255
4 -	25.687	99.6	47.657	99.0	16.780	93.9	1:30.124	9 -	25.631	99.7	47.406	98.8	16.435	95.1	1:29.472
5 -	26.439	99.4	47.567	98.8	16.260	94.6	1:30.266	10 -	25.668	99.1	47.379	99.0	16.417	94.9	1:29.464
25	Steve HORNE						Steve Horne								
1 -	Out	79.2	51.481	97.4	18.048	91.8	13:13.504	7 -	26.958	86.9	51.601	98.5	16.743	93.4	1:35.302
2 -	26.636	91.1	49.681	97.4	17.822	92.5	1:34.139	8 -	26.757	92.1	49.131	92.7	19.907	71.9	1:35.795
3 -	26.503	89.4	50.148	97.4	17.285	93.1	1:33.936	9 -	29.319	83.0	57.860	92.6	16.709	93.4	1:43.888
4 -	28.091	90.3	50.293	98.4	16.733	92.9	1:35.117	10 -	26.503	88.8	55.640	48.2	21.392	66.0	1:43.535
5 -	26.430	88.5	50.162	98.4	16.845	91.4	1:33.437	11 -	32.207	86.4	49.795	91.1	17.018	94.4	1:39.020
6 -	26.859	87.7	49.211	98.3	16.930	93.3	1:33.000								
26	Richard COLLETT						Richard Collett								
1 -	Out	60.3	1:05.636	71.5	19.316	90.5	1:54.738	7 -	28.472	83.9	57.215	63.0	In		1:53.792 P
2 -	12:15.683	86.1	49.361	99.6	17.015	91.4	13:22.059	8 -	Out	92.8	48.392	99.1	17.149	92.6	2:53.459
3 -	26.043	90.9	48.311	99.6	16.706	91.8	1:31.060	9 -	25.663	97.0	48.182	99.3	16.472	93.0	1:30.317
4 -	25.987	95.1	48.309	99.7	16.461	92.2	1:30.757	10 -	26.040	98.1	48.024	99.9	16.499	91.8	1:30.563
5 -	25.889	95.3	48.352	99.9	16.369	91.9	1:30.610	11 -	26.162	91.2	48.531	99.4	21.787	55.0	1:36.480
6 -	26.301	92.3	48.276	99.7	17.257	90.5	1:31.834								

Weather / Track : Sunny / Dry

Donington Park National
 Circuit Length = 1.9791 miles
 Start: 09:00 End: 09:32

2011 FIA EUROPEAN TRUCK RACING CHAMPIONSHIP

FREE PRACTICE 2 - BEST SECTOR TIMES

SECTOR 1				SECTOR 2				SECTOR 3				IDEAL / BEST COMPARISON			
POS	NO	NAME	TIME	NO	NAME	TIME	NO	NAME	TIME	POS	NO	NAME	IDEAL	BEST	DIFF
1	4	OSTREICH	24.757	3	HAHN	45.801	9	NITTEL	15.392	1	3	HAHN	1:26.300	1:26.528	0.228
2	5	VRSECKY	24.841	4	OSTREICH	46.056	1	ALBACETE	15.487	2	9	NITTEL	1:26.407	1:26.426	0.019
3	1	ALBACETE	24.878	9	NITTEL	46.111	3	HAHN	15.573	3	4	OSTREICH	1:26.473	1:26.552	0.079
4	7	LACKO	24.880	2	BOSIGER	46.169	5	VRSECKY	15.640	4	1	ALBACETE	1:26.604	1:26.739	0.135
5	2	BOSIGER	24.904	1	ALBACETE	46.239	4	OSTREICH	15.660	5	2	BOSIGER	1:26.767	1:26.855	0.088
6	9	NITTEL	24.904	7	LACKO	46.342	18	OLIVER	15.680	6	5	VRSECKY	1:26.940	1:27.154	0.214
7	3	HAHN	24.926	5	VRSECKY	46.459	2	BOSIGER	15.694	7	7	LACKO	1:27.078	1:27.147	0.069
8	6	LEVETT	25.122	6	LEVETT	46.489	6	LEVETT	15.738	8	6	LEVETT	1:27.349	1:27.488	0.139
9	18	OLIVER	25.154	18	OLIVER	46.566	10	JANIEC	15.855	9	18	OLIVER	1:27.400	1:28.243	0.843
10	16	MAKINEN	25.179	16	MAKINEN	46.738	7	LACKO	15.856	10	16	MAKINEN	1:28.081	1:28.291	0.210
11	23	SUMMERFIELD	25.208	10	JANIEC	47.108	8	LVOV	15.986	11	10	JANIEC	1:28.248	1:28.475	0.227
12	10	JANIEC	25.285	8	LVOV	47.173	16	MAKINEN	16.164	12	8	LVOV	1:28.626	1:28.703	0.077
13	17	BERMEJO	25.382	17	BERMEJO	47.204	23	SUMMERFIELD	16.181	13	23	SUMMERFIELD	1:28.637	1:28.975	0.338
14	14	BLAISE	25.405	23	SUMMERFIELD	47.248	24	JENKINS	16.184	14	17	BERMEJO	1:28.771	1:28.771	0.000
15	8	LVOV	25.467	24	JENKINS	47.379	17	BERMEJO	16.185	15	12	BIRNBAUER	1:29.122	1:29.375	0.253
16	12	BIRNBAUER	25.477	12	BIRNBAUER	47.435	12	BIRNBAUER	16.210	16	24	JENKINS	1:29.190	1:29.255	0.065
17	24	JENKINS	25.627	14	BLAISE	47.561	26	COLLETT	16.369	17	14	BLAISE	1:29.726	1:30.333	0.607
18	26	COLLETT	25.663	26	COLLETT	48.024	15	KLEINNAGELVOOF	16.450	18	26	COLLETT	1:30.056	1:30.317	0.261
19	15	KLEINNAGELVOOF	26.306	15	KLEINNAGELVOOF	48.261	25	HORNE	16.709	19	15	KLEINNAGELVOO	1:31.017	1:31.203	0.186
20	25	HORNE	26.430	25	HORNE	49.131	14	BLAISE	16.760	20	25	HORNE	1:32.270	1:33.000	0.730
													Perfect Lap		1:25.950

Weather / Track : Sunny / Dry

Donington Park National
Circuit Length = 1.9791 miles
Start: 09:00 End: 09:32

2011 FIA EUROPEAN TRUCK RACING CHAMPIONSHIP FREE PRACTICE 2 - SPEED TRAPS

SECTOR 1				SECTOR 2			FINISH LINE			
POS	NO	NAME	MPH	NO	NAME	MPH	NO	NAME	MPH	
1	5	David VRSECKY	104.0	1	Antonio ALBACETE	101.7	4	Markus OSTREICH	97.5	
2	7	Adam LACKO	102.6	14	Jean-Pierre BLAISE	101.2	3	Jochen HAHN	97.4	
3	4	Markus OSTREICH	102.3	3	Jochen HAHN	101.1	7	Adam LACKO	97.1	
4	2	Markus BOSIGER	102.0	9	Uwe NITTEL	100.9	1	Antonio ALBACETE	96.8	
5	14	Jean-Pierre BLAISE	101.7	16	Mika MAKINEN	100.9	17	Jose BERMEJO	96.6	
6	23	Mathew SUMMERFIELD	101.7	17	Jose BERMEJO	100.8	5	David VRSECKY	96.5	
7	6	Christopher LEVETT	101.5	10	Anthony JANIEC	100.5	9	Uwe NITTEL	96.5	
8	12	Zoltan BIRNBAUER	101.5	18	Stuart OLIVER	100.3	18	Stuart OLIVER	96.5	
9	10	Anthony JANIEC	101.4	26	Richard COLLETT	99.9	2	Markus BOSIGER	96.3	
10	16	Mika MAKINEN	101.2	5	David VRSECKY	99.7	24	David JENKINS	96.1	
11	18	Stuart OLIVER	101.1	6	Christopher LEVETT	99.6	6	Christopher LEVETT	95.9	
12	1	Antonio ALBACETE	100.9	15	Erwin KLEINAGELVOORT	99.6	8	Alex LVOV	95.8	
13	9	Uwe NITTEL	100.9	4	Markus OSTREICH	99.4	10	Anthony JANIEC	95.8	
14	15	Erwin KLEINAGELVOORT	100.9	7	Adam LACKO	99.4	23	Mathew SUMMERFIELD	95.5	
15	3	Jochen HAHN	100.6	12	Zoltan BIRNBAUER	99.4	16	Mika MAKINEN	95.2	
16	24	David JENKINS	99.7	24	David JENKINS	99.0	14	Jean-Pierre BLAISE	94.5	
17	8	Alex LVOV	99.6	2	Markus BOSIGER	98.8	25	Steve HORNE	94.4	
18	17	Jose BERMEJO	99.0	8	Alex LVOV	98.8	12	Zoltan BIRNBAUER	93.5	
19	26	Richard COLLETT	98.1	25	Steve HORNE	98.5	26	Richard COLLETT	93.0	
20	25	Steve HORNE	92.1	23	Mathew SUMMERFIELD	98.4	15	Erwin KLEINAGELVOORT	86.0	

Weather / Track : Sunny / Dry

Donington Park National
Circuit Length = 1.9791 miles
Start: 09:00 End: 09:32

2011 FIA EUROPEAN TRUCK RACING CHAMPIONSHIP

FREE PRACTICE 3 - CLASSIFICATION

POS	NO	CL	NAME	NAT	ENTRY	TIME	ON	LAPS	GAP	DIFF	MPH
1	4		Markus OSTREICH	DEU	Renault - MKR Technology	1:25.836	2	8			83.00
2	2		Markus BOSIGER	CHE	Renault - MKR Technology	1:26.473	5	10	0.637	0.637	82.39
3	1		Antonio ALBACETE	ESP	MAN - Equipe Cepsa	1:26.533	9	12	0.697	0.060	82.33
4	3		Jochen HAHN	DEU	MAN - Jochen Hahn	1:26.596	7	12	0.760	0.063	82.27
5	7		Adam LACKO	MON	Renault - MRK Team 14 Juniors	1:26.694	2	8	0.858	0.098	82.18
6	9		Uwe NITTEL	DEU	MAN - Truck Sport Lutz Bernau	1:26.734	10	12	0.898	0.040	82.14
7	5		David VRSECKY	CZE	Freightliner - Buggyra Int. Racing System	1:26.821	13	13	0.985	0.087	82.06
8	6		Christopher LEVETT	GBR	Freightliner - Buggyra Int. Racing System	1:27.180	3	12	1.344	0.359	81.72
9	16		Mika MAKINEN	FIN	MAN - Mika Makinen	1:27.744	10	13	1.908	0.564	81.19
10	23		Mathew SUMMERFIELD	GBR	MAN - Mathew Summerfield	1:28.089	9	11	2.253	0.345	80.88
11	10		Anthony JANIEC	FRA	Renault - MRK Team 14 Juniors	1:28.611	6	12	2.775	0.522	80.40
12	8		Alex LVOV	RUS	MAN - Truck Race Team Allgauer	1:28.753	7	8	2.917	0.142	80.27
13	17		Jose BERMEJO	ESP	MAN - Jose Bermejo	1:28.954	10	11	3.118	0.201	80.09
14	24		David JENKINS	GBR	MAN - David Jenkins	1:29.289	2	12	3.453	0.335	79.79
15	12		Zoltan BIRNBAUER	HUN	MAN - Zoltan Birenbauer	1:29.486	5	11	3.650	0.197	79.61
16	26		Richard COLLETT	GBR	MAN - Richard Collett	1:29.849	4	10	4.013	0.363	79.29
17	14		Jean-Pierre BLAISE	BEL	Renault - Jean-Pierre Blaise	1:29.850	5	5	4.014	0.001	79.29
18	25		Steve HORNE	GBR	MAN - Steve Horne	1:30.858	4	12	5.022	1.008	78.41
19	15		Erwin KLEINNAGELVOORT	NLD	Scania - Erwin Klein nagelvoort	1:31.905	4	11	6.069	1.047	77.52
20	18		Stuart OLIVER	GBR	MAN - Truck Race Team Allgauer	17:22.713	2	2	15:56.877	15:50.808	6.83

Weather / Track : Sunny / Dry
 These results are provisional until the conclusion of any judicial and technical matters.

Donington Park National
 Circuit Length = 1.9791 miles
 Start: 10:40 End: 11:01

Race Director :	Stewards :	Timekeeper :
-----------------	------------	--------------

2011 FIA EUROPEAN TRUCK RACING CHAMPIONSHIP

FREE PRACTICE 3 - SECTOR ANALYSIS

1	Antonio ALBACETE Equipe Cepsa															
1 -	Out	73.9	1:23.466	22.1	22.537	93.9	2:11.532	7 -	31.380	66.1	59.202	72.6	In	1:55.514	P	
2 -	25.046	101.4	46.093	100.8	15.493	95.1	1:26.632	8 -	Out	45.5	1:10.304	61.1	16.658	95.2	2:20.384	
3 -	25.049	100.9	46.265	100.8	15.612	94.8	1:26.926	9 -	24.930	101.1	46.199	100.9	15.404	95.9	1:26.533	
4 -	24.978	101.2	46.695	100.9	15.544	96.1	1:27.217	10 -	24.988	101.2	1:02.120	46.5	17.691	95.2	1:44.799	
5 -	30.803	62.9	58.069	97.4	15.924	95.8	1:44.796	11 -	24.959	101.1	46.332	100.8	15.459	95.9	1:26.750	
6 -	24.976	100.8	46.433	100.8	15.483	96.3	1:26.892	12 -	25.021	100.9	46.987	100.8	16.160	93.0	1:28.168	
2	Markus BOSIGER MKR Technology															
1 -	Out	52.1	1:07.198	58.1	19.274	95.3	2:00.093	6 -	30.518	64.0	1:18.784	45.7	17.422	95.8	2:06.724	
2 -	25.044	101.5	46.149	98.5	15.817	94.6	1:27.010	7 -	29.042	77.4	1:04.940	54.6	22.115	96.3	1:56.097	
3 -	25.097	101.1	51.709	62.4	In		1:43.909	P	8 -	24.855	101.4	1:02.927	29.7	30.396	75.6	1:58.178
4 -	Out	86.9	58.329	41.4	19.848	95.9	3:00.700	9 -	30.527	91.1	1:05.466	50.0	18.687	95.6	1:54.680	
5 -	24.937	102.0	45.998	98.7	15.538	95.6	1:26.473	10 -	25.013	101.7	45.915	99.0	15.609	96.2	1:26.537	
3	Jochen HAHN Jochen Hahn															
1 -	Out	56.4	1:06.558	62.7	19.622	96.5	2:00.081	7 -	24.911	99.9	46.094	100.3	15.591	97.4	1:26.596	
2 -	24.819	99.3	47.296	99.4	In		1:35.525	P	8 -	24.999	99.7	46.518	100.2	In	1:36.514	P
3 -	Out	100.0	46.104	100.3	15.727	97.1	2:15.459	9 -	Out	99.3	46.076	99.7	17.793	97.4	2:05.487	
4 -	24.955	99.4	46.190	100.5	15.702	96.8	1:26.847	10 -	24.970	94.0	46.410	100.3	15.744	97.5	1:27.124	
5 -	24.984	95.9	48.772	84.8	19.951	97.7	1:33.707	11 -	25.258	98.7	46.199	100.3	15.654	97.5	1:27.111	
6 -	24.939	99.4	51.799	97.1	16.070	97.4	1:32.808	12 -	25.127	99.4	46.340	100.5	15.516	97.8	1:26.983	
4	Markus OSTREICH MKR Technology															
1 -	Out	68.6	1:11.026	49.9	21.396	96.3	2:01.762	5 -	24.753	102.0	45.846	99.0	15.354	98.0	1:25.953	
2 -	24.838	101.8	45.596	98.7	15.402	97.7	1:25.836	6 -	29.684	64.0	1:19.572	32.3	20.699	97.8	2:09.955	
3 -	29.927	69.0	1:03.129	62.1	In		1:58.081	P	7 -	24.725	102.1	1:13.826	34.6	27.557	97.7	2:06.108
4 -	Out	81.6	55.560	80.7	16.177	96.8	3:35.771	8 -	24.736	101.8	54.045	93.2	20.511	59.1	1:39.292	
5	David VRSECKY Buggyra Int. Racing System															
1 -	Out	61.9	1:03.800	58.1	21.238	95.1	1:52.334	8 -	24.958	101.5	51.393	60.0	21.317	95.3	1:37.668	
2 -	25.116	101.2	46.347	99.6	15.636	96.8	1:27.099	9 -	25.149	98.0	48.239	99.7	16.415	95.8	1:29.803	
3 -	24.970	101.4	46.217	99.6	15.646	96.1	1:26.833	10 -	25.045	101.5	46.448	99.7	15.949	95.9	1:27.442	
4 -	24.990	101.7	46.406	99.6	15.693	96.3	1:27.089	11 -	25.013	101.4	58.192	86.0	18.386	95.5	1:41.591	
5 -	24.999	101.7	52.329	67.6	20.129	94.5	1:37.457	12 -	25.187	101.5	46.659	99.9	15.612	96.6	1:27.458	
6 -	24.937	101.2	46.326	99.6	15.610	96.9	1:26.873	13 -	24.989	101.5	46.264	100.0	15.568	96.8	1:26.821	
7 -	25.012	101.1	46.437	99.7	15.714	96.9	1:27.163									
6	Christopher LEVETT Buggyra Int. Racing System															
1 -	Out	54.7	1:08.049	59.8	19.467	95.8	2:00.386	7 -	25.243	101.1	54.291	95.1	16.007	95.1	1:35.541	
2 -	25.265	101.2	46.692	99.4	15.812	95.6	1:27.769	8 -	29.837	66.2	50.528	99.6	16.416	95.5	1:36.781	
3 -	25.054	101.4	46.468	99.6	15.658	95.3	1:27.180	9 -	25.138	101.5	46.802	99.7	15.766	95.9	1:27.706	
4 -	27.800	100.9	50.832	79.5	In		1:41.636	P	10 -	25.142	100.9	46.964	99.7	15.703	95.2	1:27.809
5 -	Out	95.9	47.544	99.6	15.757	96.3	2:45.354	11 -	25.304	96.7	46.810	99.7	19.500	65.1	1:31.614	
6 -	25.049	101.4	47.968	92.4	16.141	94.6	1:29.158	12 -	30.481	70.6	50.815	99.7	15.848	96.2	1:37.144	
7	Adam LACKO MRK Team 14 Juniors															
1 -	Out	55.9	1:13.008	60.3	17.694	94.6	2:00.977	5 -	30.356	57.9	1:08.540	61.2	In		2:06.280	P
2 -	24.914	101.4	46.149	98.8	15.631	95.6	1:26.694	6 -	Out	60.5	57.607	99.0	15.809	95.9	3:05.025	
3 -	25.017	96.3	47.675	90.3	16.762	95.2	1:29.454	7 -	24.906	101.8	46.344	99.0	15.735	96.2	1:26.985	
4 -	24.979	101.8	46.486	99.0	15.783	95.9	1:27.248	8 -	30.912	56.0	1:05.622	63.9	21.408	60.9	1:57.942	
8	Alex LVOV Truck Race Team Allgauer															
1 -	Out	60.7	1:10.668	44.2	24.645	92.3	2:04.305	5 -	28.729	65.7	1:10.960	55.3	In		2:08.254	P
2 -	25.712	99.0	47.025	98.8	16.151	94.9	1:28.888	6 -	Out	96.3	49.115	83.6	17.358	94.9	3:25.492	
3 -	25.422	99.3	50.347	98.8	16.818	94.2	1:32.587	7 -	25.497	97.4	46.910	99.0	16.346	96.2	1:28.753	
4 -	25.585	99.3	47.144	99.3	16.316	95.1	1:29.045	8 -	25.548	99.0	47.379	99.3	16.140	95.6	1:29.067	
9	Uwe NITTEL Truck Sport Lutz Bernau															
1 -	Out	61.0	1:07.878	44.2	22.168	94.6	2:00.759	7 -	25.143	101.8	46.505	100.8	15.433	95.3	1:27.081	
2 -	25.217	100.6	53.799	100.5	15.543	95.3	1:34.559	8 -	25.004	100.9	46.344	100.9	15.588	95.2	1:26.936	

Weather / Track : Sunny / Dry

Donington Park National
Circuit Length = 1.9791 miles
Start: 10:40 End: 11:01

2011 FIA EUROPEAN TRUCK RACING CHAMPIONSHIP

FREE PRACTICE 3 - SECTOR ANALYSIS

3 -	25.476	101.1	49.219	99.6	15.506	96.1	1:30.201	9 -	25.071	101.7	46.853	100.6	15.594	95.3	1:27.518	
4 -	25.469	101.4	56.459	51.3	18.991	96.8	1:40.919	10 -	24.943	101.5	46.293	100.9	15.498	96.1	1:26.734	
5 -	25.466	94.0	46.279	100.9	15.661	96.6	1:27.406	11 -	29.939	83.6	1:06.202	38.1	22.736	95.3	1:58.877	
6 -	25.211	101.4	46.340	100.6	15.374	96.1	1:26.925	12 -	26.479	93.2	48.138	83.8	17.078	96.1	1:31.695	
10	Anthony JANIEC							MRK Team 14 Juniors								
1 -	Out	85.5	1:14.517	44.9	22.918	93.1	2:10.238	7 -	25.350	101.1	49.905	74.7	20.889	57.4	1:36.144	
2 -	25.339	99.9	47.716	100.5	16.615	92.7	1:29.670	8 -	44.695	58.0	59.189	100.3	15.944	95.3	1:59.828	
3 -	26.145	94.4	48.448	100.5	16.620	93.3	1:31.213	9 -	26.991	88.5	54.172	86.0	In		1:44.851 P	
4 -	25.326	100.9	47.216	100.3	16.418	93.8	1:28.960	10 -	Out	74.5	50.127	100.5	15.983	95.1	2:03.501	
5 -	25.301	100.6	47.276	100.3	16.342	93.7	1:28.919	11 -	25.366	101.2	47.878	100.5	15.851	95.1	1:29.095	
6 -	25.549	100.3	47.151	100.5	15.911	93.3	1:28.611	12 -	25.312	100.8	47.456	100.5	15.934	94.6	1:28.702	
12	Zoltan BIRNBAUER							Zoltan Birenbauer								
1 -	Out	52.7	1:07.803	57.0	22.169	92.9	1:59.634	7 -	25.887	101.1	47.817	99.6	16.630	93.1	1:30.334	
2 -	25.656	100.8	48.327	99.3	16.767	92.7	1:30.750	8 -	25.642	100.9	48.080	99.3	17.061	91.8	1:30.783	
3 -	25.388	100.8	48.017	99.4	16.419	93.7	1:29.824	9 -	25.471	100.6	47.949	99.6	16.390	93.9	1:29.810	
4 -	25.595	100.6	47.790	99.3	16.471	93.3	1:29.856	10 -	25.450	100.5	47.919	99.6	16.644	94.1	1:30.013	
5 -	25.456	101.1	47.809	99.4	16.221	94.4	1:29.486	11 -	25.796	100.8	47.720	99.6	16.477	94.2	1:29.993	
6 -	30.852	67.0	1:02.459	68.6	17.957	92.9	1:51.268									
14	Jean-Pierre BLAISE							Jean-Pierre Blaise								
1 -	Out	84.6	52.024	99.1	17.606	88.9	1:35.967	4 -	Out	84.2	47.892	100.9	16.948	91.8	2:34.377	
2 -	26.069	99.1	47.576	99.3	16.816	93.9	1:30.461	5 -	25.680	101.1	47.421	101.1	16.749	76.0	1:29.850	
3 -	25.961	100.6	47.744	92.2	In		1:39.056 P									
15	Erwin KLEINAGELVOORT							Erwin Kleinnagelvoort								
1 -	Out	64.9	1:27.320	22.0	20.749	83.7	2:17.178	7 -	26.565	90.0	50.054	99.4	16.740	83.5	1:33.359	
2 -	26.538	94.5	49.736	99.6	16.963	84.4	1:33.237	8 -	27.650	92.3	48.659	99.7	16.535	84.8	1:32.844	
3 -	26.460	95.2	49.308	99.7	16.735	84.0	1:32.503	9 -	26.133	94.5	49.937	99.7	16.772	83.2	1:32.842	
4 -	26.442	93.2	48.825	99.6	16.638	85.6	1:31.905	10 -	26.438	90.1	49.018	98.8	16.597	85.2	1:32.053	
5 -	26.401	90.4	48.419	99.6	In		1:37.508 P	11 -	26.560	94.3	48.981	99.4	16.610	84.5	1:32.151	
6 -	Out	91.3	49.175	99.0	16.666	85.1	3:27.552									
16	Mika MAKINEN							Mika Makinen								
1 -	Out	52.8	1:08.302	55.1	21.584	94.6	2:01.655	8 -	25.373	100.8	47.036	100.8	15.918	96.2	1:28.327	
2 -	25.422	101.2	46.773	100.6	16.254	95.8	1:28.449	9 -	27.448	80.5	55.421	100.9	16.548	96.1	1:39.417	
3 -	25.302	100.9	46.656	100.8	16.325	94.6	1:28.283	10 -	25.325	100.8	46.620	100.8	15.799	96.1	1:27.744	
4 -	25.444	101.2	46.850	100.5	16.060	95.3	1:28.354	11 -	25.248	101.5	47.181	100.8	15.870	95.5	1:28.299	
5 -	25.366	100.6	46.677	100.8	16.219	95.3	1:28.262	12 -	25.268	101.4	47.184	100.8	16.347	95.1	1:28.799	
6 -	25.272	100.2	46.857	100.8	16.174	95.9	1:28.303	13 -	25.311	101.1	46.929	100.8	16.172	88.7	1:28.412	
7 -	27.231	92.9	48.221	100.8	16.070	96.6	1:31.522									
17	Jose BERMEJO							Jose Bermejo								
1 -	Out	93.6	54.924	91.4	17.334	92.5	1:39.201	7 -	25.640	93.7	47.986	100.6	16.111	93.9	1:29.737	
2 -	25.701	91.8	47.498	100.8	15.991	95.2	1:29.190	8 -	25.650	94.8	48.820	100.6	16.257	94.6	1:30.727	
3 -	27.249	69.9	49.215	100.6	16.190	93.8	1:32.654	9 -	25.659	93.2	47.579	100.5	16.055	95.9	1:29.293	
4 -	28.465	93.9	53.915	98.5	17.054	92.6	1:39.434	10 -	25.529	95.7	47.286	100.6	16.139	95.1	1:28.954	
5 -	25.855	94.5	47.601	100.8	16.392	95.5	1:29.848	11 -	25.465	93.5	49.046	100.6	16.113	94.2	1:30.624	
6 -	25.746	91.3	48.063	100.8	16.091	93.9	1:29.900									
18	Stuart OLIVER							Truck Race Team Allgauer								
1 -	Out	61.7	1:17.499	25.9	24.222	95.5	2:09.855	2 -	25.143	100.0	1:08.213	60.1	15:49.357	74.1	17:22.713	
23	Mathew SUMMERFIELD							Mathew Summerfield								
1 -	Out	67.5	1:11.175	45.1	22.222	94.8	1:59.183	7 -	25.354	100.8	47.008	98.3	15.816	96.2	1:28.178	
2 -	25.401	97.7	47.111	98.4	16.089	95.1	1:28.601	8 -	25.200	100.9	47.148	98.7	16.210	94.9	1:28.558	
3 -	25.599	92.8	47.466	98.4	16.227	93.9	1:29.292	9 -	25.149	100.8	46.885	98.8	16.055	96.3	1:28.089	
4 -	25.470	101.4	47.264	98.4	16.101	95.8	1:28.835	10 -	25.009	101.1	47.095	98.8	16.292	96.6	1:28.396	
5 -	25.303	97.7	47.456	98.5	16.043	95.9	1:28.802	11 -	25.156	101.5	1:00.406	66.2	In		1:53.554 P	
6 -	25.334	100.9	47.418	98.7	15.871	95.9	1:28.623									

Weather / Track : Sunny / Dry

Donington Park National
Circuit Length = 1.9791 miles
Start: 10:40 End: 11:01

2011 FIA EUROPEAN TRUCK RACING CHAMPIONSHIP
FREE PRACTICE 3 - SECTOR ANALYSIS

24		David JENKINS						David Jenkins					
1 -	Out 68.9	1:10.780	46.7	22.207	94.6	2:01.656	7 -	Out 84.2	47.737	99.0	16.488	96.1	3:16.712
2 -	25.641 99.1	47.105	98.8	16.543	94.9	1:29.289	8 -	25.644 98.4	47.236	99.0	16.419	94.5	1:29.299
3 -	26.425 87.3	48.077	98.8	16.332	95.9	1:30.834	9 -	25.561 98.7	47.406	99.0	17.247	94.5	1:30.214
4 -	25.630 99.1	47.653	99.0	16.352	95.6	1:29.635	10 -	25.670 98.8	48.007	99.1	17.523	94.5	1:31.200
5 -	25.435 98.8	47.568	98.8	16.409	95.6	1:29.412	11 -	25.901 99.3	47.778	99.0	16.384	96.3	1:30.063
6 -	25.365 99.4	59.048	84.6	In		1:49.254 P	12 -	25.695 99.1	47.532	99.1	16.376	96.2	1:29.603
25		Steve HORNE						Steve Horne					
1 -	Out 70.8	1:22.605	21.6	22.210	92.7	2:11.517	7 -	28.638 80.2	53.493	70.3	21.268	66.7	1:43.399
2 -	26.378 92.2	49.426	98.3	16.444	93.4	1:32.248	8 -	34.639 65.8	1:04.030	92.6	16.444	94.6	1:55.113
3 -	25.991 93.1	48.336	98.3	17.094	91.9	1:31.421	9 -	26.252 92.3	48.615	98.8	16.543	94.8	1:31.410
4 -	26.076 96.8	48.202	98.4	16.580	93.7	1:30.858	10 -	26.117 94.9	50.404	91.6	In		1:44.730 P
5 -	26.649 84.3	51.908	86.4	16.646	94.5	1:35.203	11 -	Out 93.5	48.119	98.3	16.586	93.4	2:04.766
6 -	26.446 94.8	48.606	98.3	16.622	93.5	1:31.674	12 -	26.314 96.3	48.254	98.5	17.003	78.1	1:31.571
26		Richard COLLETT						Richard Collett					
1 -	Out 60.2	1:07.599	51.0	24.175	89.6	2:00.213	6 -	27.029 81.7	55.060	87.7	In		1:46.521 P
2 -	26.034 90.0	48.075	99.7	16.777	91.0	1:30.886	7 -	Out 90.9	47.844	99.9	16.249	93.4	3:12.968
3 -	25.920 92.9	48.940	99.7	16.849	92.5	1:31.709	8 -	26.003 94.8	47.926	99.0	16.156	90.0	1:30.085
4 -	25.813 96.4	47.611	99.7	16.425	91.4	1:29.849	9 -	27.495 89.1	48.199	97.7	19.063	71.1	1:34.757
5 -	26.216 85.6	48.229	99.6	16.602	90.5	1:31.047	10 -	32.766 87.6	51.665	87.5	In		1:49.881 P

Weather / Track : Sunny / Dry

Donington Park National
Circuit Length = 1.9791 miles
Start: 10:40 End: 11:01

2011 FIA EUROPEAN TRUCK RACING CHAMPIONSHIP

FREE PRACTICE 3 - BEST SECTOR TIMES

SECTOR 1				SECTOR 2				SECTOR 3				IDEAL / BEST COMPARISON			
POS	NO	NAME	TIME	NO	NAME	TIME	NO	NAME	TIME	POS	NO	NAME	IDEAL	BEST	DIFF
1	4	OSTREICH	24.725	4	OSTREICH	45.596	4	OSTREICH	15.354	1	4	OSTREICH	1:25.675	1:25.836	0.161
2	3	HAHN	24.819	2	BOSIGER	45.915	9	NITTEL	15.374	2	2	BOSIGER	1:26.308	1:26.473	0.165
3	2	BOSIGER	24.855	3	HAHN	46.076	1	ALBACETE	15.404	3	3	HAHN	1:26.411	1:26.596	0.185
4	7	LACKO	24.906	1	ALBACETE	46.093	3	HAHN	15.516	4	1	ALBACETE	1:26.427	1:26.533	0.106
5	1	ALBACETE	24.930	7	LACKO	46.149	2	BOSIGER	15.538	5	9	NITTEL	1:26.596	1:26.734	0.138
6	5	VRSECKY	24.937	5	VRSECKY	46.217	5	VRSECKY	15.568	6	7	LACKO	1:26.686	1:26.694	0.008
7	9	NITTEL	24.943	9	NITTEL	46.279	7	LACKO	15.631	7	5	VRSECKY	1:26.722	1:26.821	0.099
8	23	SUMMERFIELD	25.009	6	LEVETT	46.468	6	LEVETT	15.658	8	6	LEVETT	1:27.175	1:27.180	0.005
9	6	LEVETT	25.049	16	MAKINEN	46.620	16	MAKINEN	15.799	9	16	MAKINEN	1:27.667	1:27.744	0.077
10	18	OLIVER	25.143	23	SUMMERFIELD	46.885	23	SUMMERFIELD	15.816	10	23	SUMMERFIELD	1:27.710	1:28.089	0.379
11	16	MAKINEN	25.248	8	LVOV	46.910	10	JANIEC	15.851	11	10	JANIEC	1:28.303	1:28.611	0.308
12	10	JANIEC	25.301	24	JENKINS	47.105	17	BERMEJO	15.991	12	8	LVOV	1:28.472	1:28.753	0.281
13	24	JENKINS	25.365	10	JANIEC	47.151	8	LVOV	16.140	13	17	BERMEJO	1:28.742	1:28.954	0.212
14	12	BIRNBAUER	25.388	17	BERMEJO	47.286	26	COLLETT	16.156	14	24	JENKINS	1:28.802	1:29.289	0.487
15	8	LVOV	25.422	14	BLAISE	47.421	12	BIRNBAUER	16.221	15	12	BIRNBAUER	1:29.329	1:29.486	0.157
16	17	BERMEJO	25.465	26	COLLETT	47.611	24	JENKINS	16.332	16	26	COLLETT	1:29.580	1:29.849	0.269
17	14	BLAISE	25.680	12	BIRNBAUER	47.720	25	HORNE	16.444	17	14	BLAISE	1:29.850	1:29.850	0.000
18	26	COLLETT	25.813	25	HORNE	48.119	15	KLEINNAGELVOOF	16.535	18	25	HORNE	1:30.554	1:30.858	0.304
19	25	HORNE	25.991	15	KLEINNAGELVOOF	48.419	14	BLAISE	16.749	19	15	KLEINNAGELVOO	1:31.087	1:31.905	0.818
20	15	KLEINNAGELVOOF	26.133	18	OLIVER	1:08.213	18	OLIVER	24.222	20	18	OLIVER	1:57.578	17:22.713	5:25.135
													Perfect Lap		1:25.675

Weather / Track : Sunny / Dry

Donington Park National
Circuit Length = 1.9791 miles
Start: 10:40 End: 11:01

**2011 FIA EUROPEAN TRUCK RACING CHAMPIONSHIP
FREE PRACTICE 3 - SPEED TRAPS**

SECTOR 1				SECTOR 2			FINISH LINE			
POS	NO	NAME	MPH	NO	NAME	MPH	NO	NAME	MPH	
1	4	Markus OSTREICH	102.1	14	Jean-Pierre BLAISE	101.1	4	Markus OSTREICH	98.0	
2	2	Markus BOSIGER	102.0	1	Antonio ALBACETE	100.9	3	Jochen HAHN	97.8	
3	7	Adam LACKO	101.8	9	Uwe NITTEL	100.9	5	David VRSECKY	96.9	
4	9	Uwe NITTEL	101.8	16	Mika MAKINEN	100.9	9	Uwe NITTEL	96.8	
5	5	David VRSECKY	101.7	17	Jose BERMEJO	100.8	16	Mika MAKINEN	96.6	
6	6	Christopher LEVETT	101.5	3	Jochen HAHN	100.5	23	Mathew SUMMERFIELD	96.6	
7	16	Mika MAKINEN	101.5	10	Anthony JANIEC	100.5	1	Antonio ALBACETE	96.3	
8	23	Mathew SUMMERFIELD	101.5	26	Richard COLLETT	100.3	2	Markus BOSIGER	96.3	
9	1	Antonio ALBACETE	101.4	5	David VRSECKY	100.0	6	Christopher LEVETT	96.3	
10	10	Anthony JANIEC	101.2	6	Christopher LEVETT	99.7	24	David JENKINS	96.3	
11	12	Zoltan BIRNBAUER	101.1	15	Erwin KLEINNAGELVOORT	99.7	7	Adam LACKO	96.2	
12	14	Jean-Pierre BLAISE	101.1	12	Zoltan BIRNBAUER	99.6	8	Alex LVOV	96.2	
13	3	Jochen HAHN	100.0	8	Alex LVOV	99.3	17	Jose BERMEJO	95.9	
14	18	Stuart OLIVER	100.0	24	David JENKINS	99.1	18	Stuart OLIVER	95.5	
15	24	David JENKINS	99.4	2	Markus BOSIGER	99.0	10	Anthony JANIEC	95.3	
16	8	Alex LVOV	99.3	4	Markus OSTREICH	99.0	25	Steve HORNE	94.8	
17	25	Steve HORNE	96.8	7	Adam LACKO	99.0	12	Zoltan BIRNBAUER	94.4	
18	26	Richard COLLETT	96.4	23	Mathew SUMMERFIELD	98.8	14	Jean-Pierre BLAISE	93.9	
19	17	Jose BERMEJO	95.7	25	Steve HORNE	98.8	26	Richard COLLETT	93.4	
20	15	Erwin KLEINNAGELVOORT	95.2	18	Stuart OLIVER	60.1	15	Erwin KLEINNAGELVOORT	85.6	

Weather / Track : Sunny / Dry

Donington Park National
Circuit Length = 1.9791 miles
Start: 10:40 End: 11:01

2011 FIA EUROPEAN TRUCK RACING CHAMPIONSHIP

QUALIFYING 1 - CLASSIFICATION

POS	NO	CL	NAME	NAT	ENTRY	TIME	ON	LAPS	GAP	DIFF	MPH
1	5		David VRSECKY	CZE	Freightliner - Buggyra Int. Racing System	1:26.880	3	5			82.00
2	3		Jochen HAHN	DEU	MAN - Jochen Hahn	1:26.884	2	4	0.004	0.004	82.00
3	4		Markus OSTREICH	DEU	Renault - MKR Technology	1:27.105	2	4	0.225	0.221	81.79
4	7		Adam LACKO	MON	Renault - MRK Team 14 Juniors	1:27.301	2	4	0.421	0.196	81.61
5	9		Uwe NITTEL	DEU	MAN - Truck Sport Lutz Bernau	1:27.410	2	3	0.530	0.109	81.50
6	1		Antonio ALBACETE	ESP	MAN - Equipe Cepsa	1:27.493	3	4	0.613	0.083	81.43
7	6		Christopher LEVETT	GBR	Freightliner - Buggyra Int. Racing System	1:27.850	3	5	0.970	0.357	81.10
8	2		Markus BOSIGER	CHE	Renault - MKR Technology	1:28.183	2	4	1.303	0.333	80.79
9	23		Mathew SUMMERFIELD	GBR	MAN - Mathew Summerfield	1:28.290	2	8	1.410	0.107	80.69
10	18		Stuart OLIVER	GBR	MAN - Truck Race Team Allgauer	1:28.374	7	8	1.494	0.084	80.61
11	8		Alex LVOV	RUS	MAN - Truck Race Team Allgauer	1:28.551	8	9	1.671	0.177	80.45
12	16		Mika MAKINEN	FIN	MAN - Mika Makinen	1:28.572	7	8	1.692	0.021	80.43
13	10		Anthony JANIEC	FRA	Renault - MRK Team 14 Juniors	1:28.592	4	6	1.712	0.020	80.42
14	17		Jose BERMEJO	ESP	MAN - Jose Bermejo	1:29.335	7	8	2.455	0.743	79.75
15	24		David JENKINS	GBR	MAN - David Jenkins	1:29.821	2	8	2.941	0.486	79.32
16	26		Richard COLLETT	GBR	MAN - Richard Collett	1:30.262	7	8	3.382	0.441	78.93
17	12		Zoltan BIRNBAUER	HUN	MAN - Zoltan Birenbauer	1:30.321	2	8	3.441	0.059	78.88
18	14		Jean-Pierre BLAISE	BEL	Renault - Jean-Pierre Blaise	1:30.490	2	7	3.610	0.169	78.73
19	25		Steve HORNE	GBR	MAN - Steve Horne	1:31.108	8	8	4.228	0.618	78.19
20	15		Erwin KLEINNAGELVOORT	NLD	Scania - Erwin Kleinnagelvoort	1:31.838	6	8	4.958	0.730	77.57

Weather / Track : Sunny / Dry
 These results are provisional until the conclusion of any judicial and technical matters.

Donington Park National
 Circuit Length = 1.9791 miles
 Start: 12:30 End: 12:47

Race Director :	Stewards :	Timekeeper :
-----------------	------------	--------------

2011 FIA EUROPEAN TRUCK RACING CHAMPIONSHIP

QUALIFYING 1 - SECTOR ANALYSIS

1	Antonio ALBACETE Equipe Cepsa													
1 -	Out 36.8	2:01.476	38.0	20.470	93.5	3:11.950	3 -	25.128	100.3	46.574	99.9	15.791	94.2	1:27.493
2 -	25.430	99.9	46.829	99.9	15.922	94.2	1:28.181	4 -	32.286	60.1	1:04.412	66.2	In	2:02.793 P
2	Markus BOSIGER MKR Technology													
1 -	Out 34.4	2:04.388	39.2	19.310	95.6	3:13.475	3 -	29.381	78.6	1:19.815	29.8	In		2:24.915 P
2 -	25.163	101.1	46.694	98.5	16.326	96.2	1:28.183	4 -	Out 64.7	1:29.298	26.1	In		3:20.689 P
3	Jochen HAHN Jochen Hahn													
1 -	Out 33.6	2:07.170	42.1	20.028	96.3	3:16.351	3 -	30.340	69.0	1:09.892	62.3	17.451	96.1	1:57.683
2 -	24.988	99.0	46.288	100.6	15.608	96.2	1:26.884	4 -	31.463	63.4	1:06.110	60.5	In	2:07.820 P
4	Markus OSTREICH MKR Technology													
1 -	Out 36.0	2:07.496	38.5	19.325	96.1	3:18.986	3 -	34.806	65.4	1:20.362	46.9	31.544	61.9	2:26.712
2 -	25.120	101.8	46.299	98.8	15.686	97.2	1:27.105	4 -	42.037	51.2	54.415	72.7	In	2:04.765 P
5	David VRSECKY Buggyra Int. Racing System													
1 -	Out 36.2	2:07.168	44.3	22.127	94.2	3:20.656	4 -	30.884	65.0	58.632	87.0	19.575	65.1	1:49.091
2 -	25.088	101.1	46.553	99.3	15.590	96.6	1:27.231 D	5 -	36.081	64.6	1:02.662	49.4	In	2:08.913 P
3 -			99.3	15.669	96.8	1:26.880								
6	Christopher LEVETT Buggyra Int. Racing System													
1 -	Out 36.4	2:11.333	38.8	22.100	94.1	3:24.852	4 -	33.896	54.3	1:11.360	62.4	24.760	50.7	2:10.016
2 -	26.141	93.6	47.878	99.4	15.972	93.0	1:29.991	5 -	40.816	58.1	1:08.706	57.4	In	2:19.902 P
3 -	25.168	101.2	46.923	99.4	15.759	94.9	1:27.850							
7	Adam LACKO MRK Team 14 Juniors													
1 -	Out 36.1	2:17.713	28.5	19.961	94.2	3:28.141	3 -	31.903	57.7	1:24.821	48.2	26.229	57.1	2:22.953
2 -	25.139	101.5	46.375	98.8	15.787	95.6	1:27.301	4 -	36.508	63.0	1:04.371	65.0	In	2:08.306 P
8	Alex LVOV Truck Race Team Allgauer													
1 -	Out 33.9	2:21.974	18.6	20.547	93.8	3:32.348	6 -	28.747	77.7	53.465	82.3	17.164	94.6	1:39.376
2 -	25.758	99.0	47.073	99.0	16.331	95.1	1:29.162	7 -	25.613	98.8	47.505	98.8	15.968	94.8
3 -	25.426	98.7	47.405	99.0	16.018	95.2	1:28.849	8 -	25.444	99.3	46.963	99.1	16.144	95.5
4 -	31.554	70.2	58.496	82.8	17.003	94.9	1:47.053	9 -	34.875	53.0	1:16.185	49.3	In	2:20.759 P
5 -	25.507	99.0	47.027	99.3	16.153	94.9	1:28.687							
9	Uwe NITTEL Truck Sport Lutz Bernau													
1 -	Out 38.3	2:24.590	22.3	22.843	94.9	3:36.431	3 -	32.601	58.9	1:18.851	46.6	In		2:29.621 P
2 -	25.197	99.9	46.461	100.8	15.752	95.9	1:27.410							
10	Anthony JANIEC MRK Team 14 Juniors													
1 -	Out 53.8	2:23.640	20.9	26.774	93.1	3:38.228	4 -	25.182	100.6	47.241	100.3	16.169	89.5	1:28.592
2 -	26.163	94.4	55.202	84.9	In	1:43.247 P	5 -	32.299	62.3	1:04.861	62.4	23.753	57.5	2:00.913
3 -	Out 100.8	47.472	100.3	16.247	92.9	5:14.915	6 -	36.823	65.5	1:06.596	61.9	In		2:11.354 P
12	Zoltan BIRNBAUER Zoltan Birenbauer													
1 -	Out 39.2	2:34.490	22.4	24.160	90.7	3:41.541	5 -	38.402	53.3	1:01.443	98.5	16.549	94.6	1:56.394
2 -	25.779	100.3	47.819	98.4	16.723	93.7	1:30.321	6 -	25.537	100.6	48.289	99.3	16.686	94.6
3 -	25.760	100.5	48.616	98.8	17.706	90.0	1:32.082	7 -	25.573	100.8	48.707	99.0	16.174	94.5
4 -	26.063	100.6	48.537	98.8	16.656	93.4	1:31.256	8 -	25.701	100.8	48.205	99.1	16.451	93.8
14	Jean-Pierre BLAISE Jean-Pierre Blaise													
1 -	Out 36.4	2:36.820	17.0	26.653	89.7	3:46.445	5 -	26.431	100.6	48.141	101.2	16.218	93.4	1:30.790
2 -	25.947	101.1	47.838	100.9	16.705	93.0	1:30.490	6 -	25.799	100.9	47.316	101.2	16.943	91.7
3 -	26.035	100.9	48.295	101.1	16.698	93.4	1:31.028	7 -			In 60.8	In		2:10.409 P
4 -	26.476	101.4	47.570	101.2	17.279	86.0	1:31.325							
15	Erwin KLEINAGELVOORT Erwin Kleinnagelvoort													
1 -	Out 26.7	2:41.303	16.6	22.747	81.5	3:42.586	5 -	26.852	88.1	51.886	87.8	17.392	84.2	1:36.130

Weather / Track : Sunny / Dry

Donington Park National
Circuit Length = 1.9791 miles
Start: 12:30 End: 12:47

2011 FIA EUROPEAN TRUCK RACING CHAMPIONSHIP
QUALIFYING 1 - SECTOR ANALYSIS

2 -	27.200	87.4	48.790	99.1	17.008	84.8	1:32.998	6 -	26.609	92.7	48.545	99.3	16.684	84.2	1:31.838
3 -	27.025	90.8	49.262	99.4	17.332	84.5	1:33.619 D	7 -	26.571	97.3	48.977	99.1	16.992	83.5	1:32.540
4 -	27.056	88.9	49.260	99.4	16.936	85.4	1:33.252	8 -	26.644	96.1	50.594	79.5	18.600	73.5	1:35.838
16	Mika MAKINEN				Mika Makinen										
1 -	Out	45.1	2:35.458	22.2	22.214	94.6	3:40.569	5 -	40.147	61.3	53.583	100.3	16.002	94.6	1:49.732
2 -	25.583	100.2	47.454	100.0	15.972	95.6	1:29.009	6 -	25.355	100.5	54.637	75.7	16.439	95.5	1:36.431
3 -	25.311	100.3	47.270	100.3	17.162	91.9	1:29.743	7 -	25.379	100.8	47.036	100.5	16.157	95.5	1:28.572
4 -	25.785	99.1	47.446	90.6	20.884	57.4	1:34.115	8 -	26.055	77.6	49.670	100.5	16.352	90.6	1:32.077
17	Jose BERMEJO				Jose Bermejo										
1 -	Out	25.3	2:35.582	13.2	26.561	92.6	3:43.016	5 -	26.106	90.3	48.674	100.9	16.727	93.9	1:31.507
2 -	29.400	90.9	50.448	100.8	16.871	92.5	1:36.719	6 -	25.487	98.0	48.067	100.6	16.254	94.2	1:29.808
3 -	26.434	90.4	49.212	100.8	16.612	93.4	1:32.258	7 -	25.408	98.1	47.761	100.6	16.166	94.1	1:29.335
4 -	26.310	86.9	47.617	100.6	16.015	95.1	1:29.942	8 -	30.561	59.7	1:00.393	88.9	17.031	77.6	1:47.985
18	Stuart OLIVER				Truck Race Team Allgauer										
1 -	Out	28.4	2:35.382	83.7	16.801	94.4	3:41.469	5 -	37.451	63.2	1:01.438	80.5	18.698	72.9	1:57.587
2 -	25.423	100.0	46.842	99.7	16.162	95.8	1:28.427	6 -	30.652	78.9	53.254	99.7	16.093	95.5	1:39.999
3 -	25.300	100.5	46.739	99.7	16.696	95.3	1:28.735	7 -	25.301	100.2	46.984	99.9	16.089	96.2	1:28.374
4 -	32.197	59.4	1:06.004	59.8	23.583	54.3	2:01.784	8 -	25.691	83.8	54.158	64.2	26.708	48.6	1:46.557
23	Mathew SUMMERFIELD				Mathew Summerfield										
1 -	Out	47.0	2:22.370	23.7	28.094	93.9	3:33.619	5 -	25.175	100.0	47.364	98.7	16.206	95.3	1:28.745
2 -	25.286	101.5	47.081	98.5	15.923	94.8	1:28.290	6 -	35.839	69.0	1:08.141	56.0	24.152	63.9	2:08.132
3 -	25.373	92.2	47.510	98.4	16.084	95.5	1:28.967	7 -	35.764	68.3	1:09.323	39.3	33.500	48.9	2:18.587
4 -	25.760	100.6	47.916	98.4	16.046	95.6	1:29.122	8 -	32.563	100.9	47.343	98.7	15.808	95.8	1:35.714
24	David JENKINS				David Jenkins										
1 -	Out	27.4	2:17.973	20.2	26.221	94.4	3:27.774	5 -	33.563	60.1	1:12.376	66.1	17.829	95.5	2:03.768
2 -	25.463	99.3	48.011	98.8	16.347	95.6	1:29.821	6 -	25.423	99.4	47.438	99.0	17.178	93.8	1:30.039
3 -	25.523	99.3	47.900	98.5	21.158	91.8	1:34.581	7 -	25.555	99.3	47.693	98.8	16.596	95.2	1:29.844 D
4 -	25.596	99.9	47.478	98.8	16.934	94.8	1:30.008	8 -	25.733	99.7	47.746	99.0	16.809	95.8	1:30.288
25	Steve HORNE				Steve Horne										
1 -	Out	47.1	2:24.249	18.5	26.492	88.2	3:38.256	5 -				98.3	16.452	92.5	1:31.901
2 -	26.638	94.7	48.586	98.3	16.340	94.1	1:31.564	6 -	26.144	98.7	48.570	98.3	In		1:38.723 P
3 -	25.877	97.3	48.551	98.3	29.414	76.4	1:43.842	7 -	Out	73.3	55.374	82.4	16.607	92.1	2:03.312
4 -	26.196	98.0	48.190	98.4	16.451	95.2	1:30.837 D	8 -	26.070	96.4	48.592	98.4	16.446	92.9	1:31.108
26	Richard COLLETT				Richard Collett										
1 -	Out	24.4	2:36.000	15.2	26.464	89.4	3:42.115	5 -			In	100.6	In		1:38.542 P
2 -	26.038	92.1	48.115	100.5	17.353	88.4	1:31.506	6 -	Out	94.7	47.997	100.9	16.111	93.5	1:46.257
3 -	25.930	101.5	48.013	100.3	16.386	93.5	1:30.329 D	7 -	25.763	100.5	47.832	100.3	16.667	92.1	1:30.262
4 -	25.760	98.5	47.919	100.6	16.232	91.1	1:29.911 D	8 -	25.895	97.1	48.616	100.6	17.862	88.6	1:32.373

Weather / Track : Sunny / Dry

Donington Park National
 Circuit Length = 1.9791 miles
 Start: 12:30 End: 12:47

2011 FIA EUROPEAN TRUCK RACING CHAMPIONSHIP

QUALIFYING 1 - BEST SECTOR TIMES

SECTOR 1			SECTOR 2			SECTOR 3			IDEAL / BEST COMPARISON						
POS	NO	NAME	TIME	NO	NAME	TIME	NO	NAME	TIME	POS	NO	NAME	IDEAL	BEST	DIFF
1	3	HAHN	24.988	3	HAHN	46.288	5	VRSECKY	15.590	1	3	HAHN	1:26.884	1:26.884	0.000
2	5	VRSECKY	25.088	4	OSTREICH	46.299	3	HAHN	15.608	2	4	OSTREICH	1:27.105	1:27.105	0.000
3	4	OSTREICH	25.120	7	LACKO	46.375	4	OSTREICH	15.686	3	5	VRSECKY	1:27.231	1:26.880	-0.351
4	1	ALBACETE	25.128	9	NITTEL	46.461	9	NITTEL	15.752	4	7	LACKO	1:27.301	1:27.301	0.000
5	7	LACKO	25.139	5	VRSECKY	46.553	6	LEVETT	15.759	5	9	NITTEL	1:27.410	1:27.410	0.000
6	23	SUMMERFIELD	25.160	1	ALBACETE	46.574	7	LACKO	15.787	6	1	ALBACETE	1:27.493	1:27.493	0.000
7	2	BOSIGER	25.163	2	BOSIGER	46.694	1	ALBACETE	15.791	7	6	LEVETT	1:27.850	1:27.850	0.000
8	6	LEVETT	25.168	18	OLIVER	46.739	23	SUMMERFIELD	15.808	8	23	SUMMERFIELD	1:28.049	1:28.290	0.241
9	10	JANIEC	25.182	6	LEVETT	46.923	8	LVOV	15.968	9	18	OLIVER	1:28.128	1:28.374	0.246
10	9	NITTEL	25.197	8	LVOV	46.963	16	MAKINEN	15.972	10	2	BOSIGER	1:28.183	1:28.183	0.000
11	18	OLIVER	25.300	16	MAKINEN	47.036	17	BERMEJO	16.015	11	16	MAKINEN	1:28.319	1:28.572	0.253
12	16	MAKINEN	25.311	23	SUMMERFIELD	47.081	18	OLIVER	16.089	12	8	LVOV	1:28.357	1:28.551	0.194
13	17	BERMEJO	25.408	10	JANIEC	47.241	26	COLLETT	16.111	13	10	JANIEC	1:28.592	1:28.592	0.000
14	24	JENKINS	25.423	14	BLAISE	47.316	10	JANIEC	16.169	14	17	BERMEJO	1:29.040	1:29.335	0.295
15	8	LVOV	25.426	24	JENKINS	47.438	12	BIRNBAUER	16.174	15	24	JENKINS	1:29.208	1:29.821	0.613
16	12	BIRNBAUER	25.537	17	BERMEJO	47.617	14	BLAISE	16.218	16	14	BLAISE	1:29.333	1:30.490	1.157
17	26	COLLETT	25.760	12	BIRNBAUER	47.819	2	BOSIGER	16.326	17	12	BIRNBAUER	1:29.530	1:30.321	0.791
18	14	BLAISE	25.799	26	COLLETT	47.832	25	HORNE	16.340	18	26	COLLETT	1:29.703	1:30.262	0.559
19	25	HORNE	25.877	25	HORNE	48.190	24	JENKINS	16.347	19	25	HORNE	1:30.407	1:31.108	0.701
20	15	KLEINNAGELVOOF	26.571	15	KLEINNAGELVOOF	48.545	15	KLEINNAGELVOOF	16.684	20	15	KLEINNAGELVOOF	1:31.800	1:31.838	0.038
												Perfect Lap	1:26.859		

Weather / Track : Sunny / Dry

Donington Park National
Circuit Length = 1.9791 miles
Start: 12:30 End: 12:47

2011 FIA EUROPEAN TRUCK RACING CHAMPIONSHIP

QUALIFYING 1 - SPEED TRAPS

SECTOR 1				SECTOR 2			FINISH LINE			
POS	NO	NAME	MPH	NO	NAME	MPH	NO	NAME	MPH	
1	4	Markus OSTREICH	101.8	14	Jean-Pierre BLAISE	101.2	4	Markus OSTREICH	97.2	
2	7	Adam LACKO	101.5	17	Jose BERMEJO	100.9	5	David VRSECKY	96.8	
3	23	Mathew SUMMERFIELD	101.5	26	Richard COLLETT	100.9	3	Jochen HAHN	96.3	
4	26	Richard COLLETT	101.5	9	Uwe NITTEL	100.8	2	Markus BOSIGER	96.2	
5	14	Jean-Pierre BLAISE	101.4	3	Jochen HAHN	100.6	18	Stuart OLIVER	96.2	
6	6	Christopher LEVETT	101.2	16	Mika MAKINEN	100.5	9	Uwe NITTEL	95.9	
7	2	Markus BOSIGER	101.1	10	Anthony JANIEC	100.3	23	Mathew SUMMERFIELD	95.8	
8	5	David VRSECKY	101.1	1	Antonio ALBACETE	99.9	24	David JENKINS	95.8	
9	10	Anthony JANIEC	100.8	18	Stuart OLIVER	99.9	7	Adam LACKO	95.6	
10	12	Zoltan BIRNBAUER	100.8	6	Christopher LEVETT	99.4	16	Mika MAKINEN	95.6	
11	16	Mika MAKINEN	100.8	15	Erwin KLEINNAGELVOORT	99.4	8	Alex LVOV	95.5	
12	18	Stuart OLIVER	100.5	5	David VRSECKY	99.3	25	Steve HORNE	95.2	
13	1	Antonio ALBACETE	100.3	8	Alex LVOV	99.3	17	Jose BERMEJO	95.1	
14	9	Uwe NITTEL	99.9	12	Zoltan BIRNBAUER	99.3	6	Christopher LEVETT	94.9	
15	24	David JENKINS	99.9	24	David JENKINS	99.0	12	Zoltan BIRNBAUER	94.6	
16	8	Alex LVOV	99.3	4	Markus OSTREICH	98.8	1	Antonio ALBACETE	94.2	
17	3	Jochen HAHN	99.0	7	Adam LACKO	98.8	26	Richard COLLETT	93.5	
18	25	Steve HORNE	98.7	23	Mathew SUMMERFIELD	98.7	14	Jean-Pierre BLAISE	93.4	
19	17	Jose BERMEJO	98.1	2	Markus BOSIGER	98.5	10	Anthony JANIEC	93.1	
20	15	Erwin KLEINNAGELVOORT	97.3	25	Steve HORNE	98.4	15	Erwin KLEINNAGELVOORT	85.4	

Weather / Track : Sunny / Dry

Donington Park National
Circuit Length = 1.9791 miles
Start: 12:30 End: 12:47

2011 FIA EUROPEAN TRUCK RACING CHAMPIONSHIP

SUPER POLE 1 - CLASSIFICATION

POS	NO	CL	NAME	NAT	ENTRY	TIME	ON	LAPS	GAP	DIFF	MPH
1	4		Markus OSTREICH	DEU	Renault - MKR Technology	1:26.281	5	5			82.57
2	9		Uwe NITTEL	DEU	MAN - Truck Sport Lutz Bernau	1:26.873	2	6	0.592	0.592	82.01
3	5		David VRSECKY	CZE	Freightliner - Buggyra Int. Racing System	1:26.965	2	6	0.684	0.092	81.92
4	2		Markus BOSIGER	CHE	Renault - MKR Technology	1:26.975	2	5	0.694	0.010	81.91
5	1		Antonio ALBACETE	ESP	MAN - Equipe Cepsa	1:27.017	4	5	0.736	0.042	81.87
6	3		Jochen HAHN	DEU	MAN - Jochen Hahn	1:27.077	3	6	0.796	0.060	81.82
7	7		Adam LACKO	MON	Renault - MRK Team 14 Juniors	1:27.354	2	5	1.073	0.277	81.56
8	6		Christopher LEVETT	GBR	Freightliner - Buggyra Int. Racing System	1:27.531	4	6	1.250	0.177	81.39
9	23		Mathew SUMMERFIELD	GBR	MAN - Mathew Summerfield	1:27.885	4	6	1.604	0.354	81.06
10	18		Stuart OLIVER	GBR	MAN - Truck Race Team Allgauer	1:28.767	4	6	2.486	0.882	80.26

Weather / Track : Sunny / Dry
 These results are provisional until the conclusion of any judicial and technical matters.

Donington Park National
 Circuit Length = 1.9791 miles
 Start: 12:50 End: 13:02

Race Director :	Stewards :	Timekeeper :
-----------------	------------	--------------

2011 FIA EUROPEAN TRUCK RACING CHAMPIONSHIP

SUPER POLE 1 - SECTOR ANALYSIS

1	Antonio ALBACETE						Equipe Cepsa								
1 -	Out	44.4	2:09.585	29.1	18.572	95.2	3:05.506	4 -	25.005	100.2	46.445	100.0	15.567	95.2	1:27.017
2 -	25.096	100.2	47.025	100.0	15.621	94.6	1:27.742 D	5 -	25.269	100.0	46.640	100.0	15.981	93.8	1:27.890
3 -			82.2		17.076	94.8	1:55.462								
2	Markus BOSIGER						MKR Technology								
1 -	Out	46.2	2:21.702	76.0	16.442	95.6	3:14.475	4 -	24.997	101.1	46.549	98.5	15.698	95.9	1:27.244
2 -	25.057	101.2	46.310	98.5	15.608	96.5	1:26.975	5 -	27.516	70.3	1:11.999	47.2	27.615	39.8	2:07.130
3 -	31.644	68.3	1:05.459	94.5	16.219	95.8	1:53.322								
3	Jochen HAHN						Jochen Hahn								
1 -	Out	36.9	1:47.005	24.5	32.141	96.8	2:58.620	4 -	24.957	100.6	46.607	100.5	15.688	96.5	1:27.252
2 -	25.061	100.3	46.583	100.5	15.598	97.1	1:27.242	5 -	25.380	91.4	46.867	96.4	16.534	97.7	1:28.781
3 -	25.167	100.5	46.144	100.5	15.766	97.2	1:27.077	6 -	25.072	100.2	46.733	100.5	15.654	97.2	1:27.459
4	Markus OSTREICH						MKR Technology								
1 -	Out	44.7	1:54.960	22.2	24.287	96.8	2:59.437	4 -	32.225	71.9	55.469	93.3	16.069	96.2	1:43.763
2 -	24.840	101.8	46.013	98.8	15.558	97.4	1:26.411	5 -	24.842	102.3	45.951	99.0	15.488	98.1	1:26.281
3 -	37.214	57.8	1:24.515	36.0	27.683	67.8	2:29.412								
5	David VRSECKY						Buggyra Int. Racing System								
1 -	Out	42.9	1:42.541	28.3	29.643	96.1	2:54.830	4 -	24.999	101.1	46.531	99.7	15.676	96.9	1:27.206
2 -	25.087	100.6	46.323	99.4	15.555	96.6	1:26.965	5 -	34.874	51.7	1:03.420	59.4	18.950	96.2	1:57.244
3 -	25.068	101.1	46.457	99.6	15.714	96.9	1:27.239	6 -	25.204	101.2	46.492	99.6	16.098	95.1	1:27.794
6	Christopher LEVETT						Buggyra Int. Racing System								
1 -	Out	45.9	2:12.797	22.1	22.604	95.3	3:11.337	4 -	25.086	101.4	46.746	99.9	15.699	95.3	1:27.531
2 -	25.555	101.1	46.429	99.6	15.714	95.5	1:27.698 D	5 -	29.337	71.5	49.797	99.6	15.727	95.9	1:34.861
3 -				99.7	15.739	95.8	1:28.178	6 -	25.172	101.4	46.845	99.7	15.664	95.5	1:27.681
7	Adam LACKO						MRK Team 14 Juniors								
1 -	Out	44.8	1:58.518	15.8	23.340	94.5	3:01.051	4 -	24.944	101.8	47.069	99.3	15.857	95.1	1:27.870
2 -	25.055	102.0	46.515	99.1	15.784	95.2	1:27.354	5 -	32.826	59.4	1:11.058	56.0	22.999	57.3	2:06.883
3 -	36.161	47.1	1:24.641	36.1	23.050	95.3	2:23.852								
9	Uwe NITTEL						Truck Sport Lutz Bernau								
1 -	Out	44.2	2:05.143	17.1	19.897	96.1	3:03.442	4 -	25.067	99.4	46.475	100.9	15.406	95.5	1:26.948
2 -	25.182	99.6	46.265	100.6	15.426	96.2	1:26.873	5 -	28.880	73.9	56.727	100.3	15.658	94.8	1:41.265
3 -	25.070	100.9	46.678	100.8	15.467	95.9	1:27.215	6 -	25.144	100.2	46.268	100.8	15.562	95.2	1:26.974
18	Stuart OLIVER						Truck Race Team Allgauer								
1 -	Out	65.0	2:11.434	64.8	17.245	96.1	2:57.403	4 -	25.564	100.2	47.154	99.9	16.049	95.2	1:28.767
2 -	26.184	99.7	46.966	99.9	15.824	96.8	1:28.974	5 -	25.441	99.9	47.655	99.9	16.056	96.3	1:29.152
3 -	25.529	99.9	47.435	99.9	15.947	96.2	1:28.911	6 -	25.760	89.2	47.676	100.0	16.060	95.8	1:29.496
23	Mathew SUMMERFIELD						Mathew Summerfield								
1 -	Out	80.5	2:11.612	74.3	16.556	95.9	2:49.947	4 -	25.062	100.6	47.021	98.7	15.802	96.6	1:27.885
2 -	25.357	101.1	46.965	98.5	15.695	95.6	1:28.017	5 -	25.660	97.8	46.997	98.5	15.807	96.6	1:28.464
3 -	25.103	101.5	47.081	98.5	15.826	96.6	1:28.010	6 -	25.209	101.2	47.379	98.8	15.763	96.1	1:28.351

Weather / Track : Sunny / Dry

Donington Park National
Circuit Length = 1.9791 miles
Start: 12:50 End: 13:02

2011 FIA EUROPEAN TRUCK RACING CHAMPIONSHIP

SUPER POLE 1 - BEST SECTOR TIMES

SECTOR 1			SECTOR 2			SECTOR 3			IDEAL / BEST COMPARISON						
POS	NO	NAME	TIME	NO	NAME	TIME	NO	NAME	TIME	POS	NO	NAME	IDEAL	BEST	DIFF
1	4	OSTREICH	24.840	4	OSTREICH	45.951	9	NITTEL	15.406	1	4	OSTREICH	1:26.279	1:26.281	0.002
2	7	LACKO	24.944	3	HAHN	46.144	4	OSTREICH	15.488	2	3	HAHN	1:26.699	1:27.077	0.378
3	3	HAHN	24.957	9	NITTEL	46.265	5	VRSECKY	15.555	3	9	NITTEL	1:26.738	1:26.873	0.135
4	2	BOSIGER	24.997	2	BOSIGER	46.310	1	ALBACETE	15.567	4	5	VRSECKY	1:26.877	1:26.965	0.088
5	5	VRSECKY	24.999	5	VRSECKY	46.323	3	HAHN	15.598	5	2	BOSIGER	1:26.915	1:26.975	0.060
6	1	ALBACETE	25.005	6	LEVETT	46.429	2	BOSIGER	15.608	6	1	ALBACETE	1:27.017	1:27.017	0.000
7	23	SUMMERFIELD	25.062	1	ALBACETE	46.445	6	LEVETT	15.664	7	6	LEVETT	1:27.179	1:27.531	0.352
8	9	NITTEL	25.067	7	LACKO	46.515	23	SUMMERFIELD	15.695	8	7	LACKO	1:27.243	1:27.354	0.111
9	6	LEVETT	25.086	23	SUMMERFIELD	46.965	7	LACKO	15.784	9	23	SUMMERFIELD	1:27.722	1:27.885	0.163
10	18	OLIVER	25.441	18	OLIVER	46.966	18	OLIVER	15.824	10	18	OLIVER	1:28.231	1:28.767	0.536
												Perfect Lap		1:26.197	

Weather / Track : Sunny / Dry

Donington Park National
Circuit Length = 1.9791 miles
Start: 12:50 End: 13:02

2011 FIA EUROPEAN TRUCK RACING CHAMPIONSHIP SUPER POLE 1 - SPEED TRAPS


SECTOR 1				SECTOR 2			FINISH LINE		
POS	NO	NAME	MPH	NO	NAME	MPH	NO	NAME	MPH
1	4	Markus OSTREICH	102.3	9	Uwe NITTEL	100.9	4	Markus OSTREICH	98.1
2	7	Adam LACKO	102.0	3	Jochen HAHN	100.5	3	Jochen HAHN	97.7
3	23	Mathew SUMMERFIELD	101.5	1	Antonio ALBACETE	100.0	5	David VRSECKY	96.9
4	6	Christopher LEVETT	101.4	18	Stuart OLIVER	100.0	18	Stuart OLIVER	96.8
5	2	Markus BOSIGER	101.2	6	Christopher LEVETT	99.9	23	Mathew SUMMERFIELD	96.6
6	5	David VRSECKY	101.2	5	David VRSECKY	99.7	2	Markus BOSIGER	96.5
7	9	Uwe NITTEL	100.9	7	Adam LACKO	99.3	9	Uwe NITTEL	96.2
8	3	Jochen HAHN	100.6	4	Markus OSTREICH	99.0	6	Christopher LEVETT	95.9
9	1	Antonio ALBACETE	100.2	23	Mathew SUMMERFIELD	98.8	7	Adam LACKO	95.3
10	18	Stuart OLIVER	100.2	2	Markus BOSIGER	98.5	1	Antonio ALBACETE	95.2

Weather / Track : Sunny / Dry

Donington Park National
Circuit Length = 1.9791 miles
Start: 12:50 End: 13:02

2011 FIA EUROPEAN TRUCK RACING CHAMPIONSHIP - ROUND 1

RACE 3 - GRID

ROW 10	25 Steve HORNE	15 Erwin KLEINNAGELVOORT
ROW 9	12 Zoltan BIRNBAUER	14 Jean-Pierre BLAISE
ROW 8	24 David JENKINS	26 Richard COLLETT
ROW 7	10 Anthony JANIEC	17 Jose BERMEJO
ROW 6	8 Alex LVOV	16 Mika MAKINEN
ROW 5	23 Mathew SUMMERFIELD	18 Stuart OLIVER
ROW 4	7 Adam LACKO	6 Christopher LEVETT
ROW 3	1 Antonio ALBACETE	3 Jochen HAHN
ROW 2	5 David VRSECKY	2 Markus BOSIGER
ROW 1	4 Markus OSTREICH	9 Uwe NITTEL
Pole		
		

Donington Park National
Circuit Length = 1.9791 miles

These results are provisional until the conclusion of any judicial and technical matters.

Race Director :

Stewards :

Timekeeper :

2011 FIA EUROPEAN TRUCK RACING CHAMPIONSHIP - ROUND 1

RACE 3 - CLASSIFICATION

POS	NO	CL	NAME	NAT	ENTRY	LAPS	TIME	GAP	DIFF	MPH	BEST	ON
1	4		Markus OSTREICH	DEU	Renault - MKR Technology	15	21:55.199			81.25	1:27.268	15
2	1		Antonio ALBACETE	ESP	MAN - Equipe Cepsa	15	22:02.769	7.570	7.570	80.79	1:27.585	2
3	9		Uwe NITTEL	DEU	MAN - Truck Sport Lutz Bernau	15	22:03.176	7.977	0.407	80.76	1:27.556	6
4	5		David VRSECKY	CZE	Freightliner - Buggyra Int. Racing System	15	22:04.091	8.892	0.915	80.71	1:27.452	2
5	7		Adam LACKO	MON	Renault - MRK Team 14 Juniors	15	22:10.765	15.566	6.674	80.30	1:27.774	2
6	2		Markus BOSIGER	CHE	Renault - MKR Technology	15	22:12.986	17.787	2.221	80.17	1:27.619	2
7	23		Mathew SUMMERFIELD	GBR	MAN - Mathew Summerfield	15	22:17.711	22.512	4.725	79.88	1:28.141	5
8	16		Mika MAKINEN	FIN	MAN - Mika Makinen	15	22:26.373	31.174	8.662	79.37	1:28.317	3
9	10		Anthony JANIEC	FRA	Renault - MRK Team 14 Juniors	15	22:31.821	36.622	5.448	79.05	1:28.519	6
10	18		Stuart OLIVER	GBR	MAN - Truck Race Team Allgauer	15	22:34.116	38.917	2.295	78.92	1:28.661	13
11	12		Zoltan BIRNBAUER	HUN	MAN - Zoltan Birenbauer	15	22:44.005	48.806	9.889	78.34	1:29.556	15
12	6		Christopher LEVETT	GBR	Freightliner - Buggyra Int. Racing System	15	22:50.564	55.365	6.559	77.97	1:27.736	9
13	8		Alex LVOV	RUS	MAN - Truck Race Team Allgauer	15	23:05.885	1:10.686	15.321	77.11	1:28.462	15
14	25		Steve HORNE	GBR	MAN - Steve Horne	15	23:12.624	1:17.425	6.739	76.73	1:29.561	11
15	24		David JENKINS	GBR	MAN - David Jenkins	15	23:16.686	1:21.487	4.062	76.51	1:29.553	6
16	15		Erwin KLEINNAGELVOORT	NLD	Scania - Erwin Kleinnagelvoort	15	23:19.977	1:24.778	3.291	76.33	1:31.975	3
17	17		Jose BERMEJO	ESP	MAN - Jose Bermejo	15	23:32.739	1:37.540	12.762	75.64	1:29.507	2

NOT CLASSIFIED

<i>DNC</i>	3		Jochen HAHN	DEU	MAN - Jochen Hahn	8	12:20.644	7 laps	7 laps	76.95	1:27.617	2
<i>DNC</i>	26		Richard COLLETT	GBR	MAN - Richard Collett	7	11:13.062	8 laps	1 lap	74.09	1:30.263	2
<i>DNC</i>	14		Jean-Pierre BLAISE	BEL	Renault - Jean-Pierre Blaise	1	1:43.051	14 laps	6 laps	69.13		

FASTEST LAP

	4		Markus OSTREICH	DEU	Renault - MKR Technology	15	1:27.268			81.64 mph	131.38 kph	
--	---	--	------------------------	-----	--------------------------	----	----------	--	--	-----------	------------	--

Trucks 6, 8, 17 + 24 - 30 seconds added to race time - Article 18 - penalty markers

Weather / Track : Sunny / Dry

These results are provisional until the conclusion of any judicial and technical matters.

Donington Park National
Circuit Length = 1.9791 miles
Start: 14:53 End: 15:17

Race Director :	Stewards :	Timekeeper :
-----------------	------------	--------------

2011 FIA EUROPEAN TRUCK RACING CHAMPIONSHIP - ROUND 1
RACE 3 - LAP CHART

Lap 1			Lap 2			Lap 3			Lap 4			Lap 5		
No	Behind	Laptime	No	Behind	Laptime	No	Behind	Laptime	No	Behind	Laptime	No	Behind	Laptime
4		1:29.765	4		1:27.283	4		1:27.645	4		1:27.580	4		1:27.699
1	2.096	1:31.861	1	2.398	1:27.585	1	2.485	1:27.732	1	2.659	1:27.754	1	2.774	1:27.814
9	2.306	1:32.071	9	2.797	1:27.774	9	2.909	1:27.757	9	3.614	1:28.285	9	3.587	1:27.672
5	3.763	1:33.528	5	3.932	1:27.452	5	4.002	1:27.715	5	4.536	1:28.114	5	4.634	1:27.797
2	4.416	1:34.181	2	4.752	1:27.619	2	5.398	1:28.291	7	8.284	1:29.123	7	8.971	1:28.386
3	5.097	1:34.862	3	5.431	1:27.617	3	5.609	1:27.823	3	8.291	1:30.262	2	10.416	1:29.044
7	6.007	1:35.772	7	6.498	1:27.774	7	6.741	1:27.888	2	9.071	1:31.253	23	10.983	1:28.141
10	6.604	1:36.369	10	7.965	1:28.644	10	9.311	1:28.991	23	10.541	1:28.695	10	11.920	1:28.535
23	7.624	1:37.389	23	8.598	1:28.257	23	9.426	1:28.473	10	11.084	1:29.353	3	13.629	1:33.037
16	8.386	1:38.151	16	9.705	1:28.602	16	10.377	1:28.317	16	11.774	1:28.977	6	13.952	1:29.621
6	8.627	1:38.392	6	10.162	1:28.818	6	10.842	1:28.325	6	12.030	1:28.768	16	14.245	1:30.170
18	9.609	1:39.374	18	12.879	1:30.553	18	13.992	1:28.758	18	15.305	1:28.893	18	17.122	1:29.516
24	11.363	1:41.128	24	13.730	1:29.650	24	15.958	1:29.873	24	18.439	1:30.061	24	21.235	1:30.495
12	11.729	1:41.494	12	14.767	1:30.321	12	17.546	1:30.424	12	20.118	1:30.152	8	22.882	1:29.503
26	12.920	1:42.685	26	15.900	1:30.263	26	19.052	1:30.797	8	21.078	1:28.695	12	23.853	1:31.434
25	13.021	1:42.786	25	15.996	1:30.258	8	19.963	1:30.376	26	23.084	1:31.612	25	27.491	1:31.636
14	13.286	1:43.051	8	17.232	1:30.429	25	21.434	1:33.083	25	23.554	1:29.700	26	28.842	1:33.457
8	14.086	1:43.851	15	19.384	1:32.466	15	23.714	1:31.975	15	28.473	1:32.339	17	33.610	1:32.470
15	14.201	1:43.966	17	21.598	1:29.507	17	26.745	1:32.792	17	28.839	1:29.674	15	34.153	1:33.379
17	19.374	1:49.139												

Weather / Track : Sunny / Dry

Donington Park National
 Circuit Length = 1.9791 miles
 Start: 14:53 End: 15:17

2011 FIA EUROPEAN TRUCK RACING CHAMPIONSHIP - ROUND 1
RACE 3 - LAP CHART

Lap 6			Lap 7			Lap 8			Lap 9			Lap 10		
No	Behind	Laptime	No	Behind	Laptime	No	Behind	Laptime	No	Behind	Laptime	No	Behind	Laptime
4		1:27.515	4		1:27.408	4		1:27.302	4		1:27.804	4		1:27.606
1	3.263	1:28.004	1	3.742	1:27.887	1	4.547	1:28.107	1	4.682	1:27.939	1	5.118	1:28.042
9	3.628	1:27.556	9	4.203	1:27.983	9	4.926	1:28.025	9	4.880	1:27.758	9	5.426	1:28.152
5	4.880	1:27.761	5	5.274	1:27.802	5	5.863	1:27.891	5	6.143	1:28.084	5	6.525	1:27.988
7	9.703	1:28.247	7	10.816	1:28.521	7	11.567	1:28.053	7	11.591	1:27.828	7	12.001	1:28.016
2	11.266	1:28.365	2	12.040	1:28.182	2	12.787	1:28.049	2	13.495	1:28.512	2	14.097	1:28.208
23	11.761	1:28.293	23	12.606	1:28.253	23	13.659	1:28.355	23	14.141	1:28.286	23	14.762	1:28.227
10	12.924	1:28.519	10	14.715	1:29.199	10	16.994	1:29.581	10	18.400	1:29.210	6	20.949	1:29.673
6	16.473	1:30.036	6	17.583	1:28.518	6	18.950	1:28.669	6	18.882	1:27.736	10	21.283	1:30.489
3	18.238	1:32.124	16	19.774	1:28.787	16	20.814	1:28.342	16	21.512	1:28.502	16	22.600	1:28.694
16	18.395	1:31.665	18	21.949	1:29.891	18	24.721	1:30.074	18	26.444	1:29.527	18	28.457	1:29.619
18	19.466	1:29.859	3	22.630	1:31.800	24	29.098	1:29.966	8	32.683	1:31.169	8	33.841	1:28.764
24	23.273	1:29.553	24	26.434	1:30.569	8	29.318	1:30.039	12	33.942	1:29.945	12	36.170	1:29.834
8	23.979	1:28.612	8	26.581	1:30.010	12	31.801	1:30.104	24	34.856	1:33.562	24	37.652	1:30.402
12	26.276	1:29.938	12	28.999	1:30.131	25	34.501	1:29.632	25	36.386	1:29.689	25	38.534	1:29.754
25	29.729	1:29.753	25	32.171	1:29.850	3	38.447	1:43.119 P	17	46.996	1:30.609	17	49.687	1:30.297
26	34.041	1:32.714	17	41.779	1:33.267	17	44.191	1:29.714	15	53.139	1:32.027	15	58.022	1:32.489
17	35.920	1:29.825	15	44.032	1:32.217	15	48.916	1:32.186						
15	39.223	1:32.585	26	58.167	1:51.534 P									

Weather / Track : Sunny / Dry

Donington Park National
 Circuit Length = 1.9791 miles
 Start: 14:53 End: 15:17

2011 FIA EUROPEAN TRUCK RACING CHAMPIONSHIP - ROUND 1
RACE 3 - LAP CHART

Lap 11			Lap 12			Lap 13			Lap 14			Lap 15		
No	Behind	Laptime	No	Behind	Laptime	No	Behind	Laptime	No	Behind	Laptime	No	Behind	Laptime
4		1:27.525	4		1:27.310	4		1:27.628	4		1:27.861	4		1:27.268
1	5.587	1:27.994	1	6.249	1:27.972	1	6.599	1:27.978	1	6.747	1:28.009	1	7.570	1:28.091
9	6.075	1:28.174	9	6.833	1:28.068	9	7.137	1:27.932	9	7.070	1:27.794	9	7.977	1:28.175
5	6.753	1:27.753	5	7.628	1:28.185	5	7.945	1:27.945	5	8.038	1:27.954	5	8.892	1:28.122
7	12.721	1:28.245	7	13.715	1:28.304	7	14.104	1:28.017	7	14.521	1:28.278	7	15.566	1:28.313
2	14.990	1:28.418	2	15.769	1:28.089	2	16.357	1:28.216	2	16.725	1:28.229	2	17.787	1:28.330
23	15.599	1:28.362	23	16.629	1:28.340	23	18.173	1:29.172	23	19.984	1:29.672	23	22.512	1:29.796
6	22.893	1:29.469	6	23.511	1:27.928	6	23.893	1:28.010	6	24.232	1:28.200	6	25.365	1:28.401
16	24.541	1:29.466	16	27.400	1:30.169	16	28.402	1:28.630	16	29.046	1:28.505	16	31.174	1:29.396
10	24.656	1:30.898	10	29.029	1:31.683	10	31.652	1:30.251	10	33.875	1:30.084	10	36.622	1:30.015
18	30.833	1:29.901	18	33.835	1:30.312	18	34.868	1:28.661	18	36.488	1:29.481	18	38.917	1:29.697
8	35.527	1:29.211	8	37.709	1:29.492	8	38.622	1:28.541	8	39.492	1:28.731	8	40.686	1:28.462
12	38.237	1:29.592	12	41.445	1:30.518	12	43.852	1:30.035	12	46.518	1:30.527	12	48.806	1:29.556
24	40.200	1:30.073	24	43.449	1:30.559	24	45.983	1:30.162	24	48.148	1:30.026	24	51.487	1:30.607
25	40.570	1:29.561	25	43.940	1:30.680	25	46.648	1:30.336	25	56.297	1:37.510 P	17	1:07.540	1:30.934
17	52.307	1:30.145	17	54.820	1:29.823	17	59.898	1:32.706	17	1:03.874	1:31.837	25	1:17.425	1:48.396
15	1:03.786	1:33.289	15	1:08.820	1:32.344	15	1:14.377	1:33.185	15	1:19.612	1:33.096	15	1:24.778	1:32.434

Weather / Track : Sunny / Dry

Donington Park National
 Circuit Length = 1.9791 miles
 Start: 14:53 End: 15:17

2011 FIA EUROPEAN TRUCK RACING CHAMPIONSHIP - ROUND 1

RACE 3 - BEST SECTOR TIMES

SECTOR 1				SECTOR 2				SECTOR 3				IDEAL / BEST COMPARISON			
POS	NO	NAME	TIME	NO	NAME	TIME	NO	NAME	TIME	POS	NO	NAME	IDEAL	BEST	DIFF
1	4	OSTREICH	24.909	4	OSTREICH	46.428	9	NITTEL	15.574	1	4	OSTREICH	1:27.027	1:27.268	0.241
2	3	HAHN	24.931	5	VRSECKY	46.584	3	HAHN	15.634	2	5	VRSECKY	1:27.327	1:27.452	0.125
3	7	LACKO	24.959	2	BOSIGER	46.762	5	VRSECKY	15.679	3	3	HAHN	1:27.347	1:27.617	0.270
4	2	BOSIGER	25.003	1	ALBACETE	46.769	1	ALBACETE	15.684	4	9	NITTEL	1:27.391	1:27.556	0.165
5	23	SUMMERFIELD	25.004	9	NITTEL	46.773	7	LACKO	15.688	5	7	LACKO	1:27.486	1:27.774	0.288
6	9	NITTEL	25.044	3	HAHN	46.782	4	OSTREICH	15.690	6	1	ALBACETE	1:27.564	1:27.585	0.021
7	5	VRSECKY	25.064	7	LACKO	46.839	10	JANIEC	15.740	7	2	BOSIGER	1:27.619	1:27.619	0.000
8	1	ALBACETE	25.111	6	LEVETT	46.863	6	LEVETT	15.750	8	6	LEVETT	1:27.736	1:27.736	0.000
9	6	LEVETT	25.123	16	MAKINEN	46.889	16	MAKINEN	15.759	9	23	SUMMERFIELD	1:27.864	1:28.141	0.277
10	10	JANIEC	25.158	23	SUMMERFIELD	46.946	2	BOSIGER	15.854	10	16	MAKINEN	1:27.947	1:28.317	0.370
11	16	MAKINEN	25.299	8	LVOV	46.987	8	LVOV	15.897	11	10	JANIEC	1:28.065	1:28.519	0.454
12	18	OLIVER	25.299	10	JANIEC	47.167	23	SUMMERFIELD	15.914	12	8	LVOV	1:28.209	1:28.462	0.253
13	8	LVOV	25.325	18	OLIVER	47.167	18	OLIVER	15.929	13	18	OLIVER	1:28.395	1:28.661	0.266
14	17	BERMEJO	25.383	17	BERMEJO	47.354	25	HORNE	15.933	14	17	BERMEJO	1:28.918	1:29.507	0.589
15	12	BIRNBAUER	25.464	12	BIRNBAUER	47.435	12	BIRNBAUER	16.068	15	12	BIRNBAUER	1:28.967	1:29.556	0.589
16	25	HORNE	25.504	24	JENKINS	47.469	17	BERMEJO	16.181	16	25	HORNE	1:29.158	1:29.561	0.403
17	24	JENKINS	25.531	25	HORNE	47.721	24	JENKINS	16.298	17	24	JENKINS	1:29.298	1:29.553	0.255
18	14	BLAISE	26.035	15	KLEINNAGELVOOF	48.788	15	KLEINNAGELVOOF	16.521	18	15	KLEINNAGELVOO	1:31.620	1:31.975	0.355
19	15	KLEINNAGELVOOF	26.311	14	BLAISE	50.597	14	BLAISE	18.198	19	14	BLAISE	1:34.830		
20	26	COLLETT	27.082	26	COLLETT		26	COLLETT	23.908	20	26	COLLETT		1:30.263	0.000
													Perfect Lap		1:26.911

Weather / Track : Sunny / Dry

Donington Park National
Circuit Length = 1.9791 miles
Start: 14:53 End: 15:17

2011 FIA EUROPEAN TRUCK RACING CHAMPIONSHIP - ROUND 1
RACE 3 - SPEED TRAPS


SECTOR 1				SECTOR 2			FINISH LINE		
POS	NO	NAME	MPH	NO	NAME	MPH	NO	NAME	MPH
1	7	Adam LACKO	102.8	9	Uwe NITTEL	101.4	9	Uwe NITTEL	97.5
2	4	Markus OSTREICH	102.5	17	Jose BERMEJO	100.9	23	Mathew SUMMERFIELD	97.4
3	5	David VRSECKY	101.8	10	Anthony JANIEC	100.8	3	Jochen HAHN	96.8
4	6	Christopher LEVETT	101.8	3	Jochen HAHN	100.6	6	Christopher LEVETT	96.8
5	10	Anthony JANIEC	101.8	16	Mika MAKINEN	100.5	4	Markus OSTREICH	96.6
6	14	Jean-Pierre BLAISE	101.8	1	Antonio ALBACETE	100.2	2	Markus BOSIGER	96.5
7	2	Markus BOSIGER	101.7	5	David VRSECKY	100.0	5	David VRSECKY	96.3
8	23	Mathew SUMMERFIELD	101.7	18	Stuart OLIVER	100.0	8	Alex LVOV	96.2
9	3	Jochen HAHN	101.1	6	Christopher LEVETT	99.9	16	Mika MAKINEN	96.2
10	9	Uwe NITTEL	101.1	7	Adam LACKO	99.9	17	Jose BERMEJO	96.2
11	16	Mika MAKINEN	101.1	15	Erwin KLEINNAGELVOORT	99.6	10	Anthony JANIEC	96.1
12	18	Stuart OLIVER	101.1	4	Markus OSTREICH	99.3	7	Adam LACKO	95.9
13	12	Zoltan BIRNBAUER	100.9	8	Alex LVOV	99.3	18	Stuart OLIVER	95.8
14	1	Antonio ALBACETE	100.6	12	Zoltan BIRNBAUER	99.3	24	David JENKINS	95.8
15	25	Steve HORNE	100.6	23	Mathew SUMMERFIELD	99.3	25	Steve HORNE	95.3
16	8	Alex LVOV	100.2	25	Steve HORNE	99.3	1	Antonio ALBACETE	95.1
17	24	David JENKINS	99.7	14	Jean-Pierre BLAISE	99.1	12	Zoltan BIRNBAUER	94.5
18	17	Jose BERMEJO	98.1	2	Markus BOSIGER	99.0	14	Jean-Pierre BLAISE	91.8
19	15	Erwin KLEINNAGELVOORT	96.7	24	David JENKINS	99.0	26	Richard COLLETT	87.9
20	26	Richard COLLETT	87.5				15	Erwin KLEINNAGELVOORT	86.0

Weather / Track : Sunny / Dry

Donington Park National
 Circuit Length = 1.9791 miles
 Start: 14:53 End: 15:17

2011 FIA EUROPEAN TRUCK RACING CHAMPIONSHIP - ROUND 2

RACE 6 - GRID

ROW 10	26 Richard COLLETT	14 Jean-Pierre BLAISE
ROW 9	17 Jose BERMEJO	3 Jochen HAHN
ROW 8	24 David JENKINS	15 Erwin KLEINAGELVOORT
ROW 7	8 Alex LVOV	25 Steve HORNE
ROW 6	12 Zoltan BIRNBAUER	6 Christopher LEVETT
ROW 5	9 Uwe NITTEL	18 Stuart OLIVER
ROW 4	4 Markus OSTREICH	10 Anthony JANIEC
ROW 3	5 David VRSECKY	1 Antonio ALBACETE
ROW 2	2 Markus BOSIGER	7 Adam LACKO
ROW 1	16 Mika MAKINEN	23 Mathew SUMMERFIELD
Pole		
		

Truck 9 - 3 position grid drop

Donington Park National
Circuit Length = 1.9791 miles

These results are provisional until the conclusion of any judicial and technical matters.

Race Director :	Stewards :	Timekeeper :
-----------------	------------	--------------

2011 FIA EUROPEAN TRUCK RACING CHAMPIONSHIP - ROUND 2

RACE 6 - CLASSIFICATION

POS	NO	CL	NAME	NAT	ENTRY	LAPS	TIME	GAP	DIFF	MPH	BEST	ON
1	1		Antonio ALBACETE	ESP	MAN - Equipe Cepsa	15	22:09.068			80.40	1:27.651	7
2	7		Adam LACKO	MON	Renault - MRK Team 14 Juniors	15	22:10.033	0.965	0.965	80.35	1:27.578	7
3	9		Uwe NITTEL	DEU	MAN - Truck Sport Lutz Bernau	15	22:10.470	1.402	0.437	80.32	1:27.324	6
4	6		Christopher LEVETT	GBR	Freightliner - Buggyra Int. Racing System	15	22:15.409	6.341	4.939	80.02	1:27.773	6
5	23		Mathew SUMMERFIELD	GBR	MAN - Mathew Summerfield	15	22:26.992	17.924	11.583	79.33	1:28.712	7
6	3		Jochen HAHN	DEU	MAN - Jochen Hahn	15	22:27.373	18.305	0.381	79.31	1:27.511	8
7	8		Alex LVOV	RUS	MAN - Truck Race Team Allgauer	15	22:29.491	20.423	2.118	79.19	1:28.549	13
8	4		Markus OSTREICH	DEU	Renault - MKR Technology	15	22:30.669	21.601	1.178	79.12	1:27.233	13
9	16		Mika MAKINEN	FIN	MAN - Mika Makinen	15	22:30.934	21.866	0.265	79.10	1:28.292	6
10	2		Markus BOSIGER	CHE	Renault - MKR Technology	15	22:31.413	22.345	0.479	79.07	1:27.594	8
11	5		David VRSECKY	CZE	Freightliner - Buggyra Int. Racing System	15	22:34.786	25.718	3.373	78.88	1:27.884	8
12	10		Anthony JANIEC	FRA	Renault - MRK Team 14 Juniors	15	22:37.530	28.462	2.744	78.72	1:28.622	7
13	25		Steve HORNE	GBR	MAN - Steve Horne	15	22:42.123	33.055	4.593	78.45	1:29.009	2
14	18		Stuart OLIVER	GBR	MAN - Truck Race Team Allgauer	15	22:47.558	38.490	5.435	78.14	1:29.023	4
15	12		Zoltan BIRNBAUER	HUN	MAN - Zoltan Birenbauer	15	22:48.014	38.946	0.456	78.12	1:29.260	15
16	24		David JENKINS	GBR	MAN - David Jenkins	15	23:02.833	53.765	14.819	77.28	1:30.001	8
17	26		Richard COLLETT	GBR	MAN - Richard Collett	15	23:06.943	57.875	4.110	77.05	1:30.129	8
18	17		Jose BERMEJO	ESP	MAN - Jose Bermejo	15	23:11.942	1:02.874	4.999	76.77	1:29.712	8
19	15		Erwin KLEINAGELVOOR1	NLD	Scania - Erwin Kleinagelvoort	15	23:19.924	1:10.856	7.982	76.33	1:32.005	5

FASTEST LAP

4	Markus OSTREICH	DEU	Renault - MKR Technology	13	1:27.233	81.67 mph	131.44 kph
---	------------------------	-----	--------------------------	----	----------	-----------	------------

Weather / Track : Sunny / Dry

These results are provisional until the conclusion of any judicial and technical matters.

Donington Park National
Circuit Length = 1.9791 miles
Start: 17:34 End: 17:58

Race Director :	Stewards :	Timekeeper :
-----------------	------------	--------------

2011 FIA EUROPEAN TRUCK RACING CHAMPIONSHIP - ROUND 2
RACE 6 - LAP CHART

Lap 1			Lap 2			Lap 3			Lap 4			Lap 5		
No	Behind	Laptime	No	Behind	Laptime	No	Behind	Laptime	No	Behind	Laptime	No	Behind	Laptime
23		1:31.201	7		1:30.047	7		1:29.421	7		1:27.819	7		1:27.997
7	0.184	1:31.385	23	0.096	1:30.327	1	0.324	1:29.603	1	0.194	1:27.689	1	0.153	1:27.956
1	0.653	1:31.854	1	0.142	1:29.720	9	2.038	1:30.606	9	1.802	1:27.583	9	2.051	1:28.246
16	1.326	1:32.527	9	0.853	1:28.899	6	2.568	1:30.119	6	3.997	1:29.248	6	3.839	1:27.839
9	2.185	1:33.386	16	1.684	1:30.589	23	2.755	1:32.080	23	5.145	1:30.209	23	6.016	1:28.868
6	3.227	1:34.428	6	1.870	1:28.874	16	4.133	1:31.870	10	5.502	1:29.141	10	6.640	1:29.135
10	3.817	1:35.018	10	3.035	1:29.449	10	4.180	1:30.566	16	6.588	1:30.274	16	8.345	1:29.754
8	4.679	1:35.880	3	3.110	1:28.431	8	4.659	1:29.972	3	7.003	1:29.982	8	9.080	1:29.122
3	4.910	1:36.111	8	4.108	1:29.660	3	4.840	1:31.151	8	7.955	1:31.115	3	9.668	1:30.662
25	6.255	1:37.456	25	5.033	1:29.009	25	5.342	1:29.730	25	8.899	1:31.376	25	10.956	1:30.054
12	7.515	1:38.716	12	7.163	1:29.879	12	7.690	1:29.948	12	9.162	1:29.291	2	12.575	1:30.969
18	8.306	1:39.507	2	10.422	1:30.249	2	8.711	1:27.710	2	9.603	1:28.711	12	13.728	1:32.563
15	8.958	1:40.159	18	12.192	1:34.117	18	13.888	1:31.117	18	15.092	1:29.023	18	17.569	1:30.474
2	10.404	1:41.605	17	12.564	1:32.242	17	14.279	1:31.136	17	16.690	1:30.230	4	18.517	1:28.093
17	10.553	1:41.754	26	13.639	1:32.427	26	15.095	1:30.877	26	17.873	1:30.597	5	19.924	1:29.176
26	11.443	1:42.644	24	14.356	1:31.047	24	15.687	1:30.752	4	18.421	1:29.728	26	21.782	1:31.906
24	13.540	1:44.741	15	14.515	1:35.788	5	16.132	1:29.288	5	18.745	1:30.432	17	22.754	1:34.061
5	18.051	1:49.252	5	16.265	1:28.445	4	16.512	1:29.066	24	20.876	1:33.008	24	23.473	1:30.594
4	19.030	1:50.231	4	16.867	1:28.068	15	18.311	1:33.217	15	23.788	1:33.296	15	27.796	1:32.005

Weather / Track : Sunny / Dry

Donington Park National
Circuit Length = 1.9791 miles
Start: 17:34 End: 17:58

2011 FIA EUROPEAN TRUCK RACING CHAMPIONSHIP - ROUND 2

RACE 6 - LAP CHART

Lap 6			Lap 7			Lap 8			Lap 9			Lap 10		
No	Behind	Laptime	No	Behind	Laptime	No	Behind	Laptime	No	Behind	Laptime	No	Behind	Laptime
7		1:27.817	7		1:27.578	7		1:27.884	7		1:28.118	7		1:29.020
1	0.410	1:28.074	1	0.483	1:27.651	1	0.322	1:27.723	1	0.264	1:28.060	1	0.407	1:29.163
9	1.558	1:27.324	9	1.611	1:27.631	9	2.321	1:28.594	9	1.756	1:27.553	9	0.778	1:28.042
6	3.795	1:27.773	6	4.486	1:28.269	6	4.591	1:27.989	6	4.252	1:27.779	6	3.358	1:28.126
23	7.313	1:29.114	23	8.447	1:28.712	23	10.434	1:29.871	23	11.419	1:29.103	23	12.004	1:29.605
10	7.803	1:28.980	10	8.847	1:28.622	10	10.699	1:29.736	10	12.077	1:29.496	10	12.472	1:29.415
16	8.820	1:28.292	16	9.681	1:28.439	16	10.882	1:29.085	16	13.013	1:30.249	3	12.665	1:28.369
3	10.141	1:28.290	3	11.834	1:29.271	3	11.461	1:27.511	3	13.316	1:29.973	16	13.507	1:29.514
8	10.355	1:29.092	8	12.651	1:29.874	8	14.052	1:29.285	8	14.887	1:28.953	8	14.466	1:28.599
25	13.313	1:30.174	2	15.290	1:29.307	2	15.000	1:27.594	2	15.463	1:28.581	2	14.823	1:28.380
2	13.561	1:28.803	25	16.302	1:30.567	25	18.585	1:30.167	25	20.625	1:30.158	4	21.646	1:28.500
12	15.709	1:29.798	12	17.848	1:29.717	12	19.932	1:29.968	12	21.678	1:29.864	25	22.664	1:31.059
18	20.838	1:31.086	4	23.491	1:29.903	4	22.990	1:27.383	4	22.166	1:27.294	12	23.487	1:30.829
4	21.166	1:30.466	5	24.903	1:31.107	5	24.903	1:27.884	5	24.796	1:28.011	5	23.950	1:28.174
5	21.374	1:29.267	18	26.305	1:33.045	18	27.642	1:29.221	18	29.881	1:30.357	18	30.058	1:29.197
26	24.282	1:30.317	26	27.576	1:30.872	26	29.821	1:30.129	26	32.602	1:30.899	26	34.455	1:30.873
17	25.241	1:30.304	17	28.719	1:31.056	17	30.547	1:29.712	17	32.783	1:30.354	17	34.947	1:31.184
24	26.487	1:30.831	24	29.291	1:30.382	24	31.408	1:30.001	24	33.702	1:30.412	24	35.929	1:31.247
15	32.315	1:32.336	15	37.166	1:32.429	15	41.821	1:32.539	15	46.064	1:32.361	15	50.071	1:33.027

Weather / Track : Sunny / Dry

Donington Park National
Circuit Length = 1.9791 miles
Start: 17:34 End: 17:58

2011 FIA EUROPEAN TRUCK RACING CHAMPIONSHIP - ROUND 2

RACE 6 - LAP CHART

Lap 11			Lap 12			Lap 13			Lap 14			Lap 15		
No	Behind	Laptime	No	Behind	Laptime	No	Behind	Laptime	No	Behind	Laptime	No	Behind	Laptime
1		1:28.375	1		1:28.100	1		1:28.575	1		1:28.236	1		1:28.289
7	0.697	1:29.479	7	1.095	1:28.498	7	0.945	1:28.425	7	0.849	1:28.140	7	0.965	1:28.405
9	1.444	1:29.448	9	1.427	1:28.083	9	1.618	1:28.766	9	1.580	1:28.198	9	1.402	1:28.111
6	3.028	1:28.452	6	5.790	1:30.862	6	6.206	1:28.991	6	6.386	1:28.416	6	6.341	1:28.244
23	12.865	1:29.643	23	14.135	1:29.370	23	15.163	1:29.603	23	16.693	1:29.766	23	17.924	1:29.520
3	15.653	1:31.770	3	15.456	1:27.903	3	15.795	1:28.914	3	16.830	1:29.271	3	18.305	1:29.764
10	15.691	1:32.001	8	18.862	1:29.984	8	18.836	1:28.549	8	19.164	1:28.564	8	20.423	1:29.548
16	16.005	1:31.280	16	19.446	1:31.541	16	19.462	1:28.591	16	20.061	1:28.835	4	21.601	1:29.461
2	16.265	1:30.224	4	21.594	1:29.227	4	20.252	1:27.233	4	20.429	1:28.413	16	21.866	1:30.094
8	16.978	1:31.294	2	22.176	1:34.011	2	22.035	1:28.434	2	22.108	1:28.309	2	22.345	1:28.526
4	20.467	1:27.603	10	24.176	1:36.585	10	24.842	1:29.241	5	25.977	1:28.867	5	25.718	1:28.030
25	24.098	1:30.216	5	25.690	1:29.470	5	25.346	1:28.231	10	27.353	1:30.747	10	28.462	1:29.398
5	24.320	1:29.152	25	27.447	1:31.449	25	29.496	1:30.624	25	31.233	1:29.973	25	33.055	1:30.111
12	25.772	1:31.067	12	28.010	1:30.338	18	33.644	1:29.616	18	35.618	1:30.210	18	38.490	1:31.161
18	31.004	1:29.728	18	32.603	1:29.699	12	36.292	1:36.857	12	37.975	1:29.919	12	38.946	1:29.260
26	37.121	1:31.448	17	43.131	1:33.442	24	49.206	1:34.297	24	51.397	1:30.427	24	53.765	1:30.657
17	37.789	1:31.624	24	43.484	1:33.259	26	49.721	1:34.811	26	53.691	1:32.206	26	57.875	1:32.473
24	38.325	1:31.178	26	43.485	1:34.464	17	58.333	1:43.777	17	1:01.042	1:30.945	17	1:02.874	1:30.121
15	53.710	1:32.421	15	58.505	1:32.895	15	1:02.688	1:32.758	15	1:06.473	1:32.021	15	1:10.856	1:32.672

Weather / Track : Sunny / Dry

Donington Park National
Circuit Length = 1.9791 miles
Start: 17:34 End: 17:58

2011 FIA EUROPEAN TRUCK RACING CHAMPIONSHIP - ROUND 2

RACE 6 - BEST SECTOR TIMES

SECTOR 1				SECTOR 2				SECTOR 3				IDEAL / BEST COMPARISON			
POS	NO	NAME	TIME	NO	NAME	TIME	NO	NAME	TIME	POS	NO	NAME	IDEAL	BEST	DIFF
1	4	OSTREICH	24.902	4	OSTREICH	46.308	4	OSTREICH	15.583	1	4	OSTREICH	1:26.793	1:27.233	0.440
2	3	HAHN	25.015	3	HAHN	46.313	9	NITTEL	15.602	2	3	HAHN	1:27.080	1:27.511	0.431
3	9	NITTEL	25.017	9	NITTEL	46.603	5	VRSECKY	15.684	3	9	NITTEL	1:27.222	1:27.324	0.102
4	2	BOSIGER	25.035	7	LACKO	46.673	1	ALBACETE	15.715	4	1	ALBACETE	1:27.465	1:27.651	0.186
5	7	LACKO	25.038	1	ALBACETE	46.676	3	HAHN	15.752	5	7	LACKO	1:27.524	1:27.578	0.054
6	1	ALBACETE	25.074	2	BOSIGER	46.710	6	LEVETT	15.767	6	2	BOSIGER	1:27.561	1:27.594	0.033
7	5	VRSECKY	25.077	6	LEVETT	46.719	7	LACKO	15.813	7	6	LEVETT	1:27.662	1:27.773	0.111
8	16	MAKINEN	25.158	16	MAKINEN	46.875	2	BOSIGER	15.816	8	5	VRSECKY	1:27.688	1:27.884	0.196
9	6	LEVETT	25.176	5	VRSECKY	46.927	16	MAKINEN	15.860	9	16	MAKINEN	1:27.893	1:28.292	0.399
10	10	JANIEC	25.191	8	LVOV	47.028	25	HORNE	15.934	10	10	JANIEC	1:28.182	1:28.622	0.440
11	8	LVOV	25.246	10	JANIEC	47.043	23	SUMMERFIELD	15.946	11	8	LVOV	1:28.234	1:28.549	0.315
12	23	SUMMERFIELD	25.255	18	OLIVER	47.198	10	JANIEC	15.948	12	23	SUMMERFIELD	1:28.548	1:28.712	0.164
13	12	BIRNBAUER	25.308	23	SUMMERFIELD	47.347	8	LVOV	15.960	13	18	OLIVER	1:28.628	1:29.023	0.395
14	18	OLIVER	25.321	12	BIRNBAUER	47.557	12	BIRNBAUER	16.035	14	12	BIRNBAUER	1:28.900	1:29.260	0.360
15	17	BERMEJO	25.435	17	BERMEJO	47.564	18	OLIVER	16.109	15	25	HORNE	1:29.009	1:29.009	0.000
16	25	HORNE	25.494	25	HORNE	47.581	17	BERMEJO	16.310	16	17	BERMEJO	1:29.309	1:29.712	0.403
17	24	JENKINS	25.585	24	JENKINS	47.721	24	JENKINS	16.387	17	24	JENKINS	1:29.693	1:30.001	0.308
18	15	KLEINNAGELVOOF	26.172	15	KLEINNAGELVOOF	48.615	15	KLEINNAGELVOOF	16.630	18	15	KLEINNAGELVOO	1:31.417	1:32.005	0.588
19	26	COLLETT		26	COLLETT		26	COLLETT		19	26	COLLETT		1:30.129	0.000
													Perfect Lap	1:26.793	

Weather / Track : Sunny / Dry

Donington Park National
Circuit Length = 1.9791 miles
Start: 17:34 End: 17:58

2011 FIA EUROPEAN TRUCK RACING CHAMPIONSHIP - ROUND 2
RACE 6 - SPEED TRAPS

SECTOR 1				SECTOR 2			FINISH LINE		
POS	NO	NAME	MPH	NO	NAME	MPH	NO	NAME	MPH
1	7	Adam LACKO	102.6	17	Jose BERMEJO	101.7	4	Markus OSTREICH	98.4
2	4	Markus OSTREICH	102.5	9	Uwe NITTEL	100.9	2	Markus BOSIGER	97.2
3	23	Mathew SUMMERFIELD	102.0	10	Anthony JANIEC	100.9	3	Jochen HAHN	97.1
4	6	Christopher LEVETT	101.8	3	Jochen HAHN	100.6	5	David VRSECKY	96.9
5	2	Markus BOSIGER	101.5	15	Erwin KLEINNAGELVOORT	100.5	9	Uwe NITTEL	96.9
6	10	Anthony JANIEC	101.4	16	Mika MAKINEN	100.5	1	Antonio ALBACETE	96.5
7	1	Antonio ALBACETE	101.2	1	Antonio ALBACETE	100.3	23	Mathew SUMMERFIELD	96.1
8	12	Zoltan BIRNBAUER	101.1	6	Christopher LEVETT	100.2	16	Mika MAKINEN	95.9
9	16	Mika MAKINEN	101.1	18	Stuart OLIVER	100.0	6	Christopher LEVETT	95.8
10	25	Steve HORNE	100.6	7	Adam LACKO	99.6	7	Adam LACKO	95.5
11	18	Stuart OLIVER	100.3	4	Markus OSTREICH	99.4	8	Alex LVOV	95.5
12	24	David JENKINS	100.3	8	Alex LVOV	99.4	18	Stuart OLIVER	95.5
13	15	Erwin KLEINNAGELVOORT	100.0	12	Zoltan BIRNBAUER	99.4	10	Anthony JANIEC	95.3
14	8	Alex LVOV	99.9	25	Steve HORNE	99.3	25	Steve HORNE	95.2
15	9	Uwe NITTEL	99.9	23	Mathew SUMMERFIELD	99.1	17	Jose BERMEJO	95.1
16	3	Jochen HAHN	99.7	24	David JENKINS	99.1	12	Zoltan BIRNBAUER	94.9
17	5	David VRSECKY	99.7	2	Markus BOSIGER	99.0	24	David JENKINS	92.3
18	17	Jose BERMEJO	99.7	5	David VRSECKY	98.8	15	Erwin KLEINNAGELVOORT	86.5
19									

Weather / Track : Sunny / Dry

Donington Park National
 Circuit Length = 1.9791 miles
 Start: 17:34 End: 17:58

2011 FIA EUROPEAN TRUCK RACING CHAMPIONSHIP

WARM UP - CLASSIFICATION

POS	NO	CL	NAME	NAT	ENTRY	TIME	ON	LAPS	GAP	DIFF	MPH
1	3		Jochen HAHN	DEU	MAN - Jochen Hahn	1:26.821	6	8			82.06
2	2		Markus BOSIGER	CHE	Renault - MKR Technology	1:26.983	5	8	0.162	0.162	81.90
3	1		Antonio ALBACETE	ESP	MAN - Equipe Cepsa	1:27.251	7	9	0.430	0.268	81.65
4	9		Uwe NITTEL	DEU	MAN - Truck Sport Lutz Bernau	1:27.295	6	10	0.474	0.044	81.61
5	4		Markus OSTREICH	DEU	Renault - MKR Technology	1:27.361	2	7	0.540	0.066	81.55
6	5		David VRSECKY	CZE	Freightliner - Buggyra Int. Racing System	1:27.509	6	10	0.688	0.148	81.41
7	6		Christopher LEVETT	GBR	Freightliner - Buggyra Int. Racing System	1:27.755	4	9	0.934	0.246	81.18
8	7		Adam LACKO	MON	Renault - MRK Team 14 Juniors	1:27.839	7	8	1.018	0.084	81.11
9	16		Mika MAKINEN	FIN	MAN - Mika Makinen	1:28.229	6	10	1.408	0.390	80.75
10	10		Anthony JANIEC	FRA	Renault - MRK Team 14 Juniors	1:28.327	6	8	1.506	0.098	80.66
11	12		Zoltan BIRNBAUER	HUN	MAN - Zoltan Birenbauer	1:28.531	7	9	1.710	0.204	80.47
12	8		Alex LVOV	RUS	MAN - Truck Race Team Allgauer	1:28.897	3	4	2.076	0.366	80.14
13	18		Stuart OLIVER	GBR	MAN - Truck Race Team Allgauer	1:29.207	3	3	2.386	0.310	79.86
14	23		Mathew SUMMERFIELD	GBR	MAN - Mathew Summerfield	1:29.347	10	10	2.526	0.140	79.74
15	14		Jean-Pierre BLAISE	BEL	Renault - Jean-Pierre Blaise	1:29.539	5	9	2.718	0.192	79.57
16	24		David JENKINS	GBR	MAN - David Jenkins	1:30.133	7	8	3.312	0.594	79.04
17	26		Richard COLLETT	GBR	MAN - Richard Collett	1:30.377	4	5	3.556	0.244	78.83
18	25		Steve HORNE	GBR	MAN - Steve Home	1:31.590	8	8	4.769	1.213	77.78
19	15		Erwin KLEINNAGELVOORT	NLD	Scania - Erwin Kleinigelvoort	1:31.633	5	8	4.812	0.043	77.75

Weather / Track : Sunny / Dry
 These results are provisional until the conclusion of any judicial and technical matters.

Donington Park National
 Circuit Length = 1.9791 miles
 Start: 09:00 End: 09:17

Race Director :	Stewards :	Timekeeper :
-----------------	------------	--------------

2011 FIA EUROPEAN TRUCK RACING CHAMPIONSHIP

WARM UP - SECTOR ANALYSIS

1	Antonio ALBACETE					Equipe Cepsa									
1 -	Out	67.4	1:02.661	59.4	17.933	94.8	1:50.474	6 -	25.213	98.7	46.610	100.5	15.783	94.9	1:27.606
2 -	25.347	98.7	46.957	100.5	15.851	94.6	1:28.155	7 -	25.037	98.8	46.474	100.3	15.740	95.3	1:27.251
3 -	25.202	99.1	46.528	100.3	15.801	94.6	1:27.531	8 -	27.943	69.6	1:22.111	31.0	20.967	94.8	2:11.021
4 -	25.249	98.7	46.657	100.0	15.763	94.9	1:27.669	9 -	25.321	99.4	46.653	100.5	16.215	95.8	1:28.189
5 -	27.777	83.5	58.254	83.6	16.375	94.6	1:42.406								
2	Markus BOSIGER					MKR Technology									
1 -	Out	71.5	1:03.450	64.5	17.476	94.2	1:51.950	5 -	25.051	100.8	46.082	98.1	15.850	95.2	1:26.983
2 -	25.250	100.0	46.787	98.0	16.072	94.5	1:28.109	6 -	25.101	101.1	46.388	98.3	15.729	95.2	1:27.218
3 -	25.237	100.8	48.341	59.6	In		1:46.411 P	7 -	25.076	100.6	46.659	98.3	16.109	95.6	1:27.784
4 -	Out	69.4	1:00.711	91.1	16.688	96.2	3:38.842	8 -	25.058	101.2	46.618	98.4	16.050	96.6	1:27.726
3	Jochen HAHN					Jochen Hahn									
1 -	Out	64.6	1:09.715	41.7	23.610	92.7	2:01.147	5 -	25.165	93.2	47.930	74.9	18.520	96.3	1:31.615
2 -	25.688	100.0	47.088	100.5	16.245	95.2	1:29.021	6 -	25.085	100.0	46.053	100.8	15.683	96.9	1:26.821
3 -	25.268	99.3	47.949	100.3	16.715	94.4	1:29.932	7 -	24.976	99.9	48.409	77.7	17.818	96.5	1:31.203
4 -	25.253	99.9	46.625	100.8	16.011	96.5	1:27.889	8 -	24.955	99.9	59.284	65.7	23.138	52.4	1:47.377
4	Markus OSTREICH					MKR Technology									
1 -	Out	71.7	1:00.263	48.9	19.575	96.1	1:49.957	5 -	25.080	101.7	46.843	98.4	16.121	96.8	1:28.044
2 -	24.998	101.1	46.212	98.3	16.151	93.4	1:27.361	6 -	25.107	101.7	46.790	98.5	16.098	97.4	1:27.995
3 -	25.652	100.5	59.069	69.3	17.627	95.8	1:42.348	7 -	38.984	47.9	1:19.487	50.3	25.208	58.1	2:23.679
4 -	25.339	101.5	46.947	98.3	16.014	96.2	1:28.300								
5	David VRSECKY					Buggyra Int. Racing System									
1 -	Out	68.3	1:00.458	60.2	23.117	91.9	1:50.363	6 -	25.223	101.1	46.410	98.5	15.876	96.6	1:27.509
2 -	27.097	91.9	52.546	98.3	16.955	93.7	1:36.598	7 -	25.364	94.3	46.703	98.7	16.089	96.1	1:28.156
3 -	25.746	100.6	47.620	98.4	16.317	94.8	1:29.683	8 -	25.506	101.1	47.709	98.4	18.433	78.2	1:31.648
4 -	25.519	100.9	46.881	98.5	16.024	95.8	1:28.424	9 -	30.608	83.7	48.627	92.4	18.404	95.5	1:37.639
5 -	25.324	100.9	46.961	98.4	16.527	95.8	1:28.812	10 -	25.187	100.8	46.632	98.5	15.695	96.8	1:27.514
6	Christopher LEVETT					Buggyra Int. Racing System									
1 -	Out	73.8	1:04.806	34.4	24.424	88.1	1:57.336	6 -	Out	87.3	47.407	100.0	15.969	95.1	2:37.347
2 -	27.433	93.9	58.257	62.3	18.270	94.2	1:43.960	7 -	25.105	101.4	46.785	100.0	16.954	93.1	1:28.844
3 -	25.970	98.4	47.240	99.9	16.641	94.4	1:29.851	8 -	25.253	101.5	55.158	72.5	18.319	95.6	1:38.730
4 -	25.230	101.7	46.553	99.9	15.972	94.6	1:27.755	9 -	25.094	101.4	50.750	63.1	26.166	58.9	1:42.010
5 -	25.376	84.7	53.373	80.5	In		1:41.661 P								
7	Adam LACKO					MRK Team 14 Juniors									
1 -	Out	65.7	1:02.979	54.7	19.161	93.4	1:50.141	5 -	25.257	101.4	47.302	98.5	16.106	94.4	1:28.665
2 -	25.657	101.2	47.311	98.5	16.274	93.7	1:29.242	6 -	25.167	101.2	47.105	98.7	16.053	95.3	1:28.325
3 -	25.347	101.2	47.020	98.7	15.899	94.9	1:28.266	7 -	25.197	101.5	46.811	98.8	15.831	95.2	1:27.839
4 -	25.201	101.1	46.905	98.4	16.026	94.5	1:28.132	8 -	30.517	67.1	1:17.186	56.4	In		2:15.416 P
8	Alex LVOV					Truck Race Team Allgauer									
1 -	Out	77.8	52.324	98.1	16.572	92.6	1:37.026	3 -	25.540	98.5	47.310	99.0	16.047	95.1	1:28.897
2 -	25.743	98.4	47.288	98.8	16.367	93.9	1:29.398	4 -	26.228	94.7	47.770	99.0	16.152	94.8	1:30.150
9	Uwe NITTEL					Truck Sport Lutz Bernau									
1 -	Out	72.1	1:03.704	51.6	21.695	93.8	1:54.655	6 -	25.086	99.6	46.610	101.7	15.599	97.2	1:27.295
2 -	25.705	100.0	47.443	100.6	15.784	94.6	1:28.932	7 -	35.412	64.0	55.463	100.9	15.532	95.1	1:46.407
3 -	25.166	100.3	47.193	100.6	15.740	95.1	1:28.099	8 -	25.352	99.6	49.640	78.0	30.188	70.2	1:45.180
4 -	25.273	99.7	46.914	100.8	15.579	96.3	1:27.766	9 -	26.011	99.7	53.548	100.9	15.816	95.2	1:35.375
5 -	25.266	100.0	46.618	96.4	16.029	95.8	1:27.913	10 -	25.192	99.4	46.459	100.8	15.980	95.3	1:27.631
10	Anthony JANIEC					MRK Team 14 Juniors									
1 -	Out	75.3	1:00.483	47.1	20.023	93.9	1:50.619	5 -	25.358	100.8	47.195	99.9	15.941	95.1	1:28.494
2 -	26.048	100.0	47.612	100.2	16.445	93.8	1:30.105	6 -	25.206	100.5	47.184	100.3	15.937	94.9	1:28.327
3 -	25.490	100.9	47.558	100.3	16.359	93.7	1:29.407	7 -	25.309	100.3	46.856	100.5	16.338	93.8	1:28.503
4 -	25.578	101.2	47.107	100.2	16.471	93.8	1:29.156	8 -	26.979	81.9	56.980	87.5	In		1:48.557 P

Weather / Track : Sunny / Dry

Donington Park National
Circuit Length = 1.9791 miles
Start: 09:00 End: 09:17

2011 FIA EUROPEAN TRUCK RACING CHAMPIONSHIP
WARM UP - SECTOR ANALYSIS

12	Zoltan BIRNBAUER					Zoltan Birenbauer									
1 -	Out	69.8	1:09.279	41.3	24.034	90.7	2:00.357	6 -	30.986	84.4	50.037	99.3	16.852	93.1	1:37.875
2 -	26.371	99.1	48.715	99.3	16.617	93.3	1:31.703	7 -	25.331	100.6	47.043	99.3	16.157	94.4	1:28.531
3 -	26.210	100.6	48.621	99.3	16.426	93.4	1:31.257	8 -	25.280	101.4	47.805	99.4	16.381	93.1	1:29.466
4 -	26.136	95.6	48.948	99.4	17.110	93.3	1:32.194	9 -	25.382	100.9	48.362	99.6	17.063	93.9	1:30.807
5 -	27.813	91.8	49.712	97.1	17.239	94.1	1:34.764								
14	Jean-Pierre BLAISE					Jean-Pierre Blaise									
1 -	Out	75.1	1:00.009	64.2	22.579	87.4	1:51.054	6 -	25.974	100.9	47.258	100.9	16.312	92.9	1:29.544
2 -	27.016	92.7	50.115	100.5	17.285	93.0	1:34.416	7 -	25.902	100.5	47.795	100.6	16.453	93.3	1:30.150
3 -	26.750	99.0	54.161	64.2	In		1:48.938 P	8 -	26.204	99.4	48.154	99.6	16.182	93.5	1:30.540
4 -	Out	70.1	1:04.676	73.1	18.932	92.6	2:24.059	9 -	26.071	99.1	47.346	99.4	16.161	94.1	1:29.578
5 -	26.054	99.7	47.137	100.6	16.348	93.0	1:29.539								
15	Erwin KLEINNAGELVOORT					Erwin Kleinnagelvoort									
1 -	Out	72.7	1:07.595	46.3	23.930	79.9	2:00.154	5 -	26.446	90.3	48.441	99.3	16.746	85.5	1:31.633
2 -	28.032	88.9	50.581	98.7	17.220	81.7	1:35.833	6 -	26.533	77.2	50.490	99.6	17.232	86.8	1:34.255
3 -	27.019	90.0	49.375	98.8	17.295	83.8	1:33.689	7 -	26.221	94.7	48.902	99.4	17.337	85.3	1:32.460
4 -	26.711	88.8	48.335	99.3	16.959	84.8	1:32.005	8 -	30.351	58.3	1:06.219	56.2	In		2:05.201 P
16	Mika MAKINEN					Mika Makinen									
1 -	Out	70.9	1:02.673	53.5	22.859	90.2	1:53.760	6 -	25.311	100.6	46.802	100.6	16.116	94.9	1:28.229
2 -	28.391	86.8	49.441	100.5	17.474	91.9	1:35.306	7 -	25.476	100.0	47.216	100.9	16.215	94.9	1:28.907
3 -	25.967	98.8	48.145	100.5	16.801	93.0	1:30.913	8 -	25.262	100.6	47.028	101.1	16.362	95.8	1:28.652
4 -	28.724	72.2	51.678	100.6	16.137	95.1	1:36.539	9 -	26.031	99.0	54.489	73.5	18.570	94.6	1:39.090
5 -	25.562	101.1	46.920	100.6	16.938	93.9	1:29.420	10 -	25.424	100.9	47.046	101.1	16.016	96.1	1:28.486
18	Stuart OLIVER					Truck Race Team Allgauer									
1 -	Out	77.8	51.752	88.0	17.013	95.9	1:36.705	3 -	25.459	100.5	47.420	99.7	16.328	94.6	1:29.207
2 -	25.603	98.1	47.261	99.7	16.662	93.5	1:29.526								
23	Mathew SUMMERFIELD					Mathew Summerfield									
1 -	Out	76.6	1:02.996	56.3	22.930	89.6	1:53.532	6 -	25.706	95.9	47.924	98.4	16.178	96.2	1:29.808
2 -	28.554	93.1	49.763	98.1	17.422	91.4	1:35.739	7 -	25.712	91.2	47.847	98.3	15.993	96.6	1:29.552
3 -	25.992	100.5	48.333	98.3	16.628	94.8	1:30.953	8 -	25.654	102.0	47.868	98.4	17.816	93.1	1:31.338
4 -	25.845	101.1	47.640	98.3	16.670	95.1	1:30.155	9 -	25.567	101.5	48.051	98.3	16.518	96.1	1:30.136
5 -	25.695	100.3	47.764	98.4	16.619	96.3	1:30.078	10 -	25.584	98.5	47.747	98.3	16.016	96.9	1:29.347
24	David JENKINS					David Jenkins									
1 -	Out	76.4	57.490	74.4	21.886	90.5	1:46.755	5 -	25.920	99.4	48.019	98.7	In		1:46.329 P
2 -	27.710	90.2	50.226	98.7	17.115	93.7	1:35.051	6 -	Out	99.4	47.927	98.8	16.766	95.2	3:20.642
3 -	26.174	100.2	48.690	98.7	16.928	94.8	1:31.792	7 -	25.714	99.6	47.619	98.8	16.800	95.3	1:30.133
4 -	25.972	91.8	48.144	98.7	16.772	94.4	1:30.888	8 -	25.850	97.5	48.558	98.8	16.456	95.8	1:30.864
25	Steve HORNE					Steve Horne									
1 -	Out	74.2	1:00.936	60.0	21.739	85.3	1:50.843	5 -	27.216	88.5	50.214	99.0	16.799	93.5	1:34.229
2 -	28.901	86.6	52.977	97.4	17.976	90.6	1:39.854	6 -	26.676	89.5	50.199	96.6	In		1:41.327 P
3 -	27.667	93.3	51.638	94.7	18.147	91.4	1:37.452	7 -	Out	82.7	49.309	98.8	17.141	91.7	2:53.794
4 -	27.708	90.8	50.583	99.0	17.686	90.6	1:35.977	8 -	26.172	96.3	48.565	98.8	16.853	93.1	1:31.590
26	Richard COLLETT					Richard Collett									
1 -	Out	76.1	1:02.857	52.7	22.894	89.4	1:54.582	4 -	25.844	96.8	48.274	100.9	16.259	93.9	1:30.377
2 -	26.770	91.6	48.922	101.1	16.682	91.0	1:32.374	5 -	25.955	96.4	48.262	94.5	In		1:40.294 P
3 -	26.034	94.8	48.588	100.9	16.791	92.1	1:31.413								

Weather / Track : Sunny / Dry

Donington Park National
 Circuit Length = 1.9791 miles
 Start: 09:00 End: 09:17

2011 FIA EUROPEAN TRUCK RACING CHAMPIONSHIP

WARM UP - BEST SECTOR TIMES

SECTOR 1			SECTOR 2			SECTOR 3			IDEAL / BEST COMPARISON						
POS	NO	NAME	TIME	NO	NAME	TIME	NO	NAME	TIME	POS	NO	NAME	IDEAL	BEST	DIFF
1	3	HAHN	24.955	3	HAHN	46.053	9	NITTEL	15.532	1	3	HAHN	1:26.691	1:26.821	0.130
2	4	OSTREICH	24.998	2	BOSIGER	46.082	3	HAHN	15.683	2	2	BOSIGER	1:26.827	1:26.983	0.156
3	2	BOSIGER	25.016	4	OSTREICH	46.212	5	VRSECKY	15.695	3	9	NITTEL	1:27.077	1:27.295	0.218
4	1	ALBACETE	25.037	5	VRSECKY	46.410	2	BOSIGER	15.729	4	4	OSTREICH	1:27.224	1:27.361	0.137
5	9	NITTEL	25.086	9	NITTEL	46.459	1	ALBACETE	15.740	5	1	ALBACETE	1:27.251	1:27.251	0.000
6	6	LEVETT	25.094	1	ALBACETE	46.474	7	LACKO	15.831	6	5	VRSECKY	1:27.292	1:27.509	0.217
7	7	LACKO	25.167	6	LEVETT	46.553	10	JANIEC	15.937	7	6	LEVETT	1:27.616	1:27.755	0.139
8	5	VRSECKY	25.187	16	MAKINEN	46.802	6	LEVETT	15.969	8	7	LACKO	1:27.809	1:27.839	0.030
9	10	JANIEC	25.206	7	LACKO	46.811	23	SUMMERFIELD	15.993	9	10	JANIEC	1:27.999	1:28.327	0.328
10	16	MAKINEN	25.262	10	JANIEC	46.856	4	OSTREICH	16.014	10	16	MAKINEN	1:28.080	1:28.229	0.149
11	12	BIRNBAUER	25.280	12	BIRNBAUER	47.043	16	MAKINEN	16.016	11	12	BIRNBAUER	1:28.480	1:28.531	0.051
12	18	OLIVER	25.459	14	BLAISE	47.137	8	LVOV	16.047	12	8	LVOV	1:28.875	1:28.897	0.022
13	8	LVOV	25.540	18	OLIVER	47.261	12	BIRNBAUER	16.157	13	18	OLIVER	1:29.048	1:29.207	0.159
14	23	SUMMERFIELD	25.567	8	LVOV	47.288	14	BLAISE	16.161	14	14	BLAISE	1:29.200	1:29.539	0.339
15	24	JENKINS	25.714	24	JENKINS	47.619	26	COLLETT	16.259	15	23	SUMMERFIELD	1:29.200	1:29.347	0.147
16	26	COLLETT	25.844	23	SUMMERFIELD	47.640	18	OLIVER	16.328	16	24	JENKINS	1:29.789	1:30.133	0.344
17	14	BLAISE	25.902	26	COLLETT	48.262	24	JENKINS	16.456	17	26	COLLETT	1:30.365	1:30.377	0.012
18	25	HORNE	26.172	15	KLEINNAGELVOOF	48.335	15	KLEINNAGELVOOF	16.746	18	15	KLEINNAGELVOO	1:31.302	1:31.633	0.331
19	15	KLEINNAGELVOOF	26.221	25	HORNE	48.565	25	HORNE	16.799	19	25	HORNE	1:31.536	1:31.590	0.054
												Perfect Lap		1:26.540	

Weather / Track : Sunny / Dry

Donington Park National
Circuit Length = 1.9791 miles
Start: 09:00 End: 09:17

2011 FIA EUROPEAN TRUCK RACING CHAMPIONSHIP

WARM UP - SPEED TRAPS

SECTOR 1				SECTOR 2			FINISH LINE			
POS	NO	NAME	MPH	NO	NAME	MPH	NO	NAME	MPH	
1	23	Mathew SUMMERFIELD	102.0	9	Uwe NITTEL	101.1	4	Markus OSTREICH	97.4	
2	4	Markus OSTREICH	101.7	16	Mika MAKINEN	101.1	9	Uwe NITTEL	97.2	
3	6	Christopher LEVETT	101.7	26	Richard COLLETT	101.1	3	Jochen HAHN	96.9	
4	7	Adam LACKO	101.5	14	Jean-Pierre BLAISE	100.9	23	Mathew SUMMERFIELD	96.9	
5	12	Zoltan BIRNBAUER	101.4	3	Jochen HAHN	100.8	5	David VRSECKY	96.8	
6	2	Markus BOSIGER	101.2	1	Antonio ALBACETE	100.5	2	Markus BOSIGER	96.6	
7	10	Anthony JANIEC	101.2	10	Anthony JANIEC	100.5	16	Mika MAKINEN	96.1	
8	5	David VRSECKY	101.1	6	Christopher LEVETT	100.0	18	Stuart OLIVER	95.9	
9	16	Mika MAKINEN	101.1	18	Stuart OLIVER	99.7	1	Antonio ALBACETE	95.8	
10	14	Jean-Pierre BLAISE	100.9	12	Zoltan BIRNBAUER	99.6	24	David JENKINS	95.8	
11	18	Stuart OLIVER	100.5	15	Erwin KLEINAGELVOORT	99.6	6	Christopher LEVETT	95.6	
12	9	Uwe NITTEL	100.3	8	Alex LVOV	99.0	7	Adam LACKO	95.3	
13	24	David JENKINS	100.2	25	Steve HORNE	99.0	8	Alex LVOV	95.1	
14	3	Jochen HAHN	100.0	7	Adam LACKO	98.8	10	Anthony JANIEC	95.1	
15	1	Antonio ALBACETE	99.4	24	David JENKINS	98.8	12	Zoltan BIRNBAUER	94.4	
16	8	Alex LVOV	98.5	5	David VRSECKY	98.7	14	Jean-Pierre BLAISE	94.1	
17	26	Richard COLLETT	96.8	4	Markus OSTREICH	98.5	26	Richard COLLETT	93.9	
18	25	Steve HORNE	96.3	2	Markus BOSIGER	98.4	25	Steve HORNE	93.5	
19	15	Erwin KLEINAGELVOORT	94.7	23	Mathew SUMMERFIELD	98.4	15	Erwin KLEINAGELVOORT	86.8	

Weather / Track : Sunny / Dry

Donington Park National
Circuit Length = 1.9791 miles
Start: 09:00 End: 09:17

2011 FIA EUROPEAN TRUCK RACING CHAMPIONSHIP

QUALIFYING 2 - CLASSIFICATION

POS	NO	CL	NAME	NAT	ENTRY	TIME	ON	LAPS	GAP	DIFF	MPH
1	2		Markus BOSIGER	CHE	Renault - MKR Technology	1:26.822	4	5			82.06
2	9		Uwe NITTEL	DEU	MAN - Truck Sport Lutz Bernau	1:27.070	2	2	0.248	0.248	81.82
3	7		Adam LACKO	MON	Renault - MRK Team 14 Juniors	1:27.100	2	2	0.278	0.030	81.79
4	1		Antonio ALBACETE	ESP	MAN - Equipe Cepsa	1:27.192	4	5	0.370	0.092	81.71
5	6		Christopher LEVETT	GBR	Freightliner - Buggyra Int. Racing System	1:27.209	2	4	0.387	0.017	81.69
6	4		Markus OSTREICH	DEU	Renault - MKR Technology	1:27.253	2	2	0.431	0.044	81.65
7	3		Jochen HAHN	DEU	MAN - Jochen Hahn	1:27.386	2	2	0.564	0.133	81.53
8	5		David VRSECKY	CZE	Freightliner - Buggyra Int. Racing System	1:27.427	2	4	0.605	0.041	81.49
9	18		Stuart OLIVER	GBR	MAN - Truck Race Team Allgauer	1:27.733	2	3	0.911	0.306	81.20
10	8		Alex LVOV	RUS	MAN - Truck Race Team Allgauer	1:28.114	7	8	1.292	0.381	80.85
11	10		Anthony JANIEC	FRA	Renault - MRK Team 14 Juniors	1:28.256	4	5	1.434	0.142	80.72
12	23		Mathew SUMMERFIELD	GBR	MAN - Mathew Summerfield	1:28.561	7	8	1.739	0.305	80.44
13	16		Mika MAKINEN	FIN	MAN - Mika Makinen	1:28.750	5	6	1.928	0.189	80.27
14	12		Zoltan BIRNBAUER	HUN	MAN - Zoltan Birenbauer	1:28.993	7	7	2.171	0.243	80.05
15	24		David JENKINS	GBR	MAN - David Jenkins	1:29.148	7	7	2.326	0.155	79.91
16	14		Jean-Pierre BLAISE	BEL	Renault - Jean-Pierre Blaise	1:29.429	4	5	2.607	0.281	79.66
17	25		Steve HORNE	GBR	MAN - Steve Horne	1:30.134	5	6	3.312	0.705	79.04
18	15		Erwin KLEINNAGELVOORT	NLD	Scania - Erwin Kleinnagelvoort	1:31.474	4	6	4.652	1.340	77.88
19	26		Richard COLLETT	GBR	MAN - Richard Collett		0	1			

Weather / Track : Sunny / Dry
 These results are provisional until the conclusion of any judicial and technical matters.

Donington Park National
 Circuit Length = 1.9791 miles
 Start: 10:30 End: 10:53

Race Director :	Stewards :	Timekeeper :
-----------------	------------	--------------

2011 FIA EUROPEAN TRUCK RACING CHAMPIONSHIP

QUALIFYING 2 - SECTOR ANALYSIS

1	Antonio ALBACETE Equipe Cepsa														
1 -	Out	37.1	1:43.069	24.6	27.960	94.2	2:57.886	4 -	25.152	99.0	46.409	99.7	15.631	95.1	1:27.192
2 -		25.352	98.5	46.582	99.6	15.897	95.2	1:27.831	5 -	34.921	54.3	1:05.158	56.8	In	2:08.283 P
3 -		8:18.150	43.2	1:27.249	43.6	19.942	94.4	10:05.341							
2	Markus BOSIGER MKR Technology														
1 -	Out	36.6	1:47.485	20.4	29.156	89.0	3:02.385	4 -	25.009	100.6	46.143	98.0	15.670	96.9	1:26.822
2 -		25.388	100.6	46.515	97.8	16.074	95.5	1:27.977	5 -	35.291	52.7	1:26.225	42.7	In	2:35.838 P
3 -		8:12.266	42.8	1:28.881	39.9	19.642	95.8	10:00.789							
3	Jochen HAHN Jochen Hahn														
1 -	Out	35.9	1:50.096	20.4	27.139	96.5	3:01.812	2 -	25.067	99.7	46.522	100.5	15.797	96.9	1:27.386
4	Markus OSTREICH MKR Technology														
1 -	Out	43.1	2:00.150	18.6	20.501	96.6	3:00.626	2 -	25.067	101.2	46.346	98.0	15.840	97.1	1:27.253
5	David VRSECKY Buggyra Int. Racing System														
1 -	Out	38.1	1:58.716	17.9	21.855	96.2	3:01.346	3 -	8:02.300	41.7	1:29.270	37.8	22.109	96.1	9:53.679
2 -		25.122	100.8	46.555	99.3	15.750	96.5	1:27.427	4 -	25.143	100.8	45.991	99.6	In	1:36.726 P
6	Christopher LEVETT Buggyra Int. Racing System														
1 -	Out	47.2	2:00.310	31.0	22.609	95.5	3:04.285	3 -	11:08.978	75.8	58.778	76.5	18.738	81.5	12:26.494
2 -		25.189	100.8	46.415	99.3	15.605	96.2	1:27.209	4 -	30.763	75.4	57.422	69.3	In	1:54.980 P
7	Adam LACKO MRK Team 14 Juniors														
1 -	Out	44.9	2:06.739	49.1	17.759	94.6	3:06.723	2 -	25.158	100.8	46.235	98.3	15.707	96.3	1:27.100
8	Alex LVOV Truck Race Team Allgauer														
1 -	Out	37.3	2:09.960	58.4	17.682	94.2	3:10.970	5 -	25.412	99.4	46.907	99.3	16.222	95.6	1:28.541
2 -		25.693	98.3	47.259	99.0	16.138	95.5	1:29.090	6 -	32.575	73.8	50.544	99.1	16.205	96.3
3 -		7:49.176	34.4	1:38.998	46.0	18.238	94.1	9:46.412	7 -	25.485	98.7	46.615	99.3	16.014	95.6
4 -		25.608	100.0	47.364	99.1	16.091	95.5	1:29.063	8 -	30.038	67.9	1:07.830	58.7	In	2:04.696 P
9	Uwe NITTEL Truck Sport Lutz Bernau														
1 -	Out	38.5	2:17.929	66.7	16.829	95.2	3:16.219	2 -	25.399	99.4	46.188	100.2	15.483	96.1	1:27.070
10	Anthony JANIEC MRK Team 14 Juniors														
1 -	Out	47.5	2:19.828	62.5	17.433	94.5	3:18.088	4 -	25.399	100.8	46.717	100.2	16.140	96.2	1:28.256
2 -		25.288	100.0	47.071	100.0	16.003	94.9	1:28.362	5 -	25.582	92.8	1:02.476	69.2	In	1:56.465 P
3 -		7:34.615	40.2	1:28.570	38.4	22.966	92.2	9:26.151							
12	Zoltan BIRNBAUER Zoltan Birenbauer														
1 -	Out	40.4	2:36.964	61.1	18.034	94.1	3:34.531	5 -	25.580	100.5	47.765	99.3	17.667	88.6	1:31.012
2 -		8:46.492	67.6	1:35.217	44.1	18.729	94.4	10:40.438	6 -	28.296	82.4	51.193	99.0	16.248	94.6
3 -		25.604	100.6	47.832	98.7	16.007	94.2	1:29.443	7 -	25.675	100.6	47.287	99.0	16.031	94.2
4 -		25.513	100.5	47.429	99.0	16.113	94.5	1:29.055							
14	Jean-Pierre BLAISE Jean-Pierre Blaise														
1 -	Out	38.2	2:38.431	56.7	18.767	93.0	3:35.750	4 -	25.536	99.0	47.428	99.4	16.465	92.7	1:29.429
2 -		9:08.174	79.3	1:27.202	57.1	17.585	92.7	10:52.961	5 -	25.656	100.2	50.655	68.9	In	1:43.620 P
3 -		25.621	99.1	47.044	99.6	16.215	93.4	1:28.880 D							
15	Erwin KLEINNAGELVOORT Erwin Klein nagelvoort														
1 -	Out	31.6	2:36.387	62.6	21.002	82.9	3:32.333	4 -	26.124	96.6	48.743	98.8	16.607	85.3	1:31.474
2 -		9:07.082	65.0	1:34.461	26.7	20.709	85.9	11:02.252	5 -	26.114	99.4	48.621	99.1	16.810	84.5
3 -		26.769	87.8	48.541	99.0	16.704	83.0	1:32.014	6 -	26.712	93.6	48.646	99.0	16.763	84.5
16	Mika MAKINEN Mika Makinen														
1 -	Out	39.9	2:34.182	72.9	17.665	94.8	3:32.019	4 -	25.437	100.6	47.908	100.6	16.171	95.1	1:29.516

Weather / Track : Sunny / Dry

Donington Park National
Circuit Length = 1.9791 miles
Start: 10:30 End: 10:53

2011 FIA EUROPEAN TRUCK RACING CHAMPIONSHIP
QUALIFYING 2 - SECTOR ANALYSIS

2 -	9:10.758	95.5	<i>1:42.058</i>	26.4	20.355	94.4	11:13.171	5 -	25.463	<i>100.9</i>	47.143	<i>100.6</i>	<i>16.144</i>	<i>95.3</i>	1:28.750
3 -	27.885	73.3	1:12.064	87.4	17.539	94.9	1:57.488 D	6 -	<i>25.227</i>	<i>100.9</i>	46.859	<i>100.6</i>	17.233	92.5	1:29.319
18	Stuart OLIVER Truck Race Team Allgauer														
1 -	Out	36.7	2:23.746	62.1	17.904	95.3	3:22.612	3 -	14:57.244	68.3	1:04.759	57.4	ln		16:30.326 P
2 -	<i>25.363</i>	<i>100.8</i>	<i>46.587</i>	<i>99.7</i>	<i>15.783</i>	<i>96.9</i>	1:27.733								
23	Mathew SUMMERFIELD Mathew Summerfield														
1 -	Out	37.9	2:32.533	83.2	16.150	95.5	3:28.930	5 -	25.392	97.1	52.811	75.6	16.780	95.6	1:34.983
2 -	25.479	101.1	47.415	98.3	16.088	95.1	1:28.982	6 -	25.557	<i>101.8</i>	48.930	98.4	16.096	96.1	1:30.583
3 -	7:19.935	39.8	1:33.959	44.9	19.200	92.1	9:13.094	7 -	25.339	100.9	47.313	<i>98.5</i>	<i>15.909</i>	<i>97.1</i>	1:28.561
4 -	25.670	101.5	47.378	98.4	16.480	93.7	1:29.528	8 -	<i>25.333</i>	101.2	<i>47.210</i>	98.4	16.062	95.5	1:28.605
24	David JENKINS David Jenkins														
1 -	Out	37.7	2:35.430	57.0	19.288	95.1	3:31.688	5 -	26.334	99.0	47.742	98.7	16.344	95.9	1:30.420
2 -	9:08.791	75.3	1:24.467	71.2	17.344	95.8	10:50.602	6 -	25.776	99.0	47.703	98.8	16.541	95.9	1:30.020
3 -	25.762	<i>99.7</i>	47.928	98.8	16.512	95.8	1:30.202 D	7 -	<i>25.589</i>	99.3	<i>47.316</i>	<i>99.0</i>	<i>16.243</i>	<i>96.6</i>	1:29.148
4 -	25.665	99.4	47.755	98.8	16.607	94.8	1:30.027								
25	Steve HORNE Steve Horne														
1 -	Out	37.8	2:32.823	55.9	21.419	83.8	3:29.322	4 -	<i>25.621</i>	<i>100.3</i>	48.346	98.8	17.268	91.8	1:31.235
2 -	8:50.776	72.6	1:25.883	34.3	20.343	93.0	10:37.002	5 -	25.884	98.8	47.974	<i>99.0</i>	<i>16.276</i>	<i>95.2</i>	1:30.134
3 -	26.082	96.6	<i>47.897</i>	98.8	16.390	94.2	1:30.369	6 -	29.817	76.1	55.651	98.0	16.696	93.8	1:42.164
26	Richard COLLETT Richard Collett														
1 -	Out	38.9	<i>2:36.788</i>	<i>54.7</i>	<i>19.546</i>	<i>91.5</i>	3:31.520								

Weather / Track : Sunny / Dry

Donington Park National
 Circuit Length = 1.9791 miles
 Start: 10:30 End: 10:53

2011 FIA EUROPEAN TRUCK RACING CHAMPIONSHIP

QUALIFYING 2 - BEST SECTOR TIMES

SECTOR 1				SECTOR 2				SECTOR 3				IDEAL / BEST COMPARISON			
POS	NO	NAME	TIME	NO	NAME	TIME	NO	NAME	TIME	POS	NO	NAME	IDEAL	BEST	DIFF
1	2	BOSIGER	25.009	5	VRSECKY	45.991	9	NITTEL	15.483	1	2	BOSIGER	1:26.822	1:26.822	0.000
2	3	HAHN	25.067	2	BOSIGER	46.143	6	LEVETT	15.605	2	5	VRSECKY	1:26.863	1:27.427	0.564
3	4	OSTREICH	25.067	9	NITTEL	46.188	1	ALBACETE	15.631	3	9	NITTEL	1:27.070	1:27.070	0.000
4	5	VRSECKY	25.122	7	LACKO	46.235	2	BOSIGER	15.670	4	7	LACKO	1:27.100	1:27.100	0.000
5	1	ALBACETE	25.152	4	OSTREICH	46.346	7	LACKO	15.707	5	1	ALBACETE	1:27.192	1:27.192	0.000
6	7	LACKO	25.158	1	ALBACETE	46.409	5	VRSECKY	15.750	6	6	LEVETT	1:27.209	1:27.209	0.000
7	6	LEVETT	25.189	6	LEVETT	46.415	18	OLIVER	15.783	7	4	OSTREICH	1:27.253	1:27.253	0.000
8	16	MAKINEN	25.227	3	HAHN	46.522	3	HAHN	15.797	8	3	HAHN	1:27.386	1:27.386	0.000
9	10	JANIEC	25.288	18	OLIVER	46.587	4	OSTREICH	15.840	9	18	OLIVER	1:27.733	1:27.733	0.000
10	23	SUMMERFIELD	25.333	8	LVOV	46.615	23	SUMMERFIELD	15.909	10	10	JANIEC	1:28.008	1:28.256	0.248
11	18	OLIVER	25.363	10	JANIEC	46.717	10	JANIEC	16.003	11	8	LVOV	1:28.041	1:28.114	0.073
12	9	NITTEL	25.399	16	MAKINEN	46.787	12	BIRNBAUER	16.007	12	16	MAKINEN	1:28.158	1:28.750	0.592
13	12	BIRNBAUER	25.406	14	BLAISE	47.044	8	LVOV	16.014	13	23	SUMMERFIELD	1:28.452	1:28.561	0.109
14	8	LVOV	25.412	23	SUMMERFIELD	47.210	16	MAKINEN	16.144	14	12	BIRNBAUER	1:28.700	1:28.993	0.293
15	14	BLAISE	25.536	12	BIRNBAUER	47.287	14	BLAISE	16.215	15	14	BLAISE	1:28.795	1:29.429	0.634
16	24	JENKINS	25.589	24	JENKINS	47.316	24	JENKINS	16.243	16	24	JENKINS	1:29.148	1:29.148	0.000
17	25	HORNE	25.621	25	HORNE	47.897	25	HORNE	16.276	17	25	HORNE	1:29.794	1:30.134	0.340
18	15	KLEINNAGELVOOF	26.114	15	KLEINNAGELVOOF	48.541	15	KLEINNAGELVOOF	16.607	18	15	KLEINNAGELVOO	1:31.262	1:31.474	0.212
19	26	COLLETT	31.084	26	COLLETT	2:36.788	26	COLLETT	19.546	19	26	COLLETT	3:27.418		
													Perfect Lap		1:26.483

Weather / Track : Sunny / Dry

Donington Park National
Circuit Length = 1.9791 miles
Start: 10:30 End: 10:53

2011 FIA EUROPEAN TRUCK RACING CHAMPIONSHIP

QUALIFYING 2 - SPEED TRAPS

SECTOR 1				SECTOR 2			FINISH LINE			
POS	NO	NAME	MPH	NO	NAME	MPH	NO	NAME	MPH	
1	23	Mathew SUMMERFIELD	101.8	16	Mika MAKINEN	100.6	4	Markus OSTREICH	97.1	
2	4	Markus OSTREICH	101.2	3	Jochen HAHN	100.5	23	Mathew SUMMERFIELD	97.1	
3	16	Mika MAKINEN	100.9	9	Uwe NITTEL	100.2	2	Markus BOSIGER	96.9	
4	5	David VRSECKY	100.8	10	Anthony JANIEC	100.2	3	Jochen HAHN	96.9	
5	6	Christopher LEVETT	100.8	1	Antonio ALBACETE	99.7	18	Stuart OLIVER	96.9	
6	7	Adam LACKO	100.8	18	Stuart OLIVER	99.7	24	David JENKINS	96.6	
7	10	Anthony JANIEC	100.8	5	David VRSECKY	99.6	5	David VRSECKY	96.5	
8	18	Stuart OLIVER	100.8	14	Jean-Pierre BLAISE	99.6	7	Adam LACKO	96.3	
9	2	Markus BOSIGER	100.6	6	Christopher LEVETT	99.3	8	Alex LVOV	96.3	
10	12	Zoltan BIRNBAUER	100.6	8	Alex LVOV	99.3	6	Christopher LEVETT	96.2	
11	25	Steve HORNE	100.3	12	Zoltan BIRNBAUER	99.3	10	Anthony JANIEC	96.2	
12	14	Jean-Pierre BLAISE	100.2	15	Erwin KLEINNAGELVOORT	99.3	9	Uwe NITTEL	96.1	
13	8	Alex LVOV	100.0	24	David JENKINS	99.0	16	Mika MAKINEN	95.3	
14	3	Jochen HAHN	99.7	25	Steve HORNE	99.0	1	Antonio ALBACETE	95.2	
15	24	David JENKINS	99.7	23	Mathew SUMMERFIELD	98.5	25	Steve HORNE	95.2	
16	9	Uwe NITTEL	99.4	7	Adam LACKO	98.3	12	Zoltan BIRNBAUER	94.8	
17	15	Erwin KLEINNAGELVOORT	99.4	2	Markus BOSIGER	98.0	14	Jean-Pierre BLAISE	93.4	
18	1	Antonio ALBACETE	99.0	4	Markus OSTREICH	98.0	26	Richard COLLETT	91.5	
19	26	Richard COLLETT	48.4	26	Richard COLLETT	54.7	15	Erwin KLEINNAGELVOORT	85.9	

Weather / Track : Sunny / Dry

Donington Park National
Circuit Length = 1.9791 miles
Start: 10:30 End: 10:53

2011 FIA EUROPEAN TRUCK RACING CHAMPIONSHIP

SUPER POLE 2 - CLASSIFICATION

POS	NO	CL	NAME	NAT	ENTRY	TIME	ON	LAPS	GAP	DIFF	MPH
1	4		Markus OSTREICH	DEU	Renault - MKR Technology	1:25.994	2	5			82.85
2	5		David VRSECKY	CZE	Freightliner - Buggyra Int. Racing System	1:26.324	2	3	0.330	0.330	82.53
3	3		Jochen HAHN	DEU	MAN - Jochen Hahn	1:26.392	2	6	0.398	0.068	82.46
4	2		Markus BOSIGER	CHE	Renault - MKR Technology	1:26.494	2	6	0.500	0.102	82.37
5	1		Antonio ALBACETE	ESP	MAN - Equipe Cepsa	1:26.602	2	5	0.608	0.108	82.26
6	9		Uwe NITTEL	DEU	MAN - Truck Sport Lutz Bernau	1:26.614	6	6	0.620	0.012	82.25
7	7		Adam LACKO	MON	Renault - MRK Team 14 Juniors	1:26.624	4	6	0.630	0.010	82.24
8	6		Christopher LEVETT	GBR	Freightliner - Buggyra Int. Racing System	1:26.770	6	6	0.776	0.146	82.10
9	18		Stuart OLIVER	GBR	MAN - Truck Race Team Allgauer	1:27.499	5	6	1.505	0.729	81.42
10	8		Alex LVOV	RUS	MAN - Truck Race Team Allgauer	1:27.969	2	3	1.975	0.470	80.99

Weather / Track : Sunny / Dry

These results are provisional until the conclusion of any judicial and technical matters.

Donington Park National
Circuit Length = 1.9791 miles
Start: 10:56 End: 11:07

Race Director :	Stewards :	Timekeeper :
-----------------	------------	--------------

2011 FIA EUROPEAN TRUCK RACING CHAMPIONSHIP

SUPER POLE 2 - SECTOR ANALYSIS

1	Antonio ALBACETE Equipe Cepsa															
1 -	Out	41.2	1:47.307	52.0	17.381	94.9	2:47.862	4 -	25.144	98.7	46.248	99.9	15.487	96.5	1:26.879	
2 -		24.913	99.0	46.084	100.2	15.605	95.1	1:26.602	5 -	25.003	98.7	46.181	99.9	15.545	95.2	1:26.729
3 -		30.949	53.2	1:19.541	43.9	19.843	94.9	2:10.333								
2	Markus BOSIGER MKR Technology															
1 -	Out	38.5	1:37.501	48.2	17.661	95.2	2:43.616	4 -	25.077	100.6	45.914	98.3	15.535	96.5	1:26.526	
2 -		25.072	100.8	45.837	98.0	15.585	96.6	1:26.494	5 -	28.734	87.6	52.762	81.1	16.768	97.2	1:38.264
3 -		32.648	58.2	1:06.964	90.8	16.762	96.6	1:56.374	6 -	24.940	100.8	45.982	98.1	15.697	96.6	1:26.619
3	Jochen HAHN Jochen Hahn															
1 -	Out	40.0	1:51.575	72.9	16.765	96.3	2:54.132	4 -	25.077	99.6	45.935	100.5	15.737	97.2	1:26.749	
2 -		24.911	99.6	45.915	100.5	15.566	96.9	1:26.392	5 -	32.095	69.3	59.836	83.3	15.914	97.5	1:47.845
3 -		24.823	99.3	52.311	56.3	19.230	96.9	1:36.364	6 -	24.975	99.4	46.147	100.5	15.539	97.7	1:26.661
4	Markus OSTREICH MKR Technology															
1 -	Out	44.0	1:51.540	68.3	16.432	96.8	2:53.649	4 -	42.892	50.0	56.204	92.3	16.251	97.2	1:55.347	
2 -		24.845	101.2	45.727	98.3	15.422	98.1	1:25.994	5 -	25.026	101.4	45.656	98.4	15.426	98.3	1:26.108
3 -		38.948	43.2	1:18.899	52.3	24.731	52.4	2:22.578								
5	David VRSECKY Buggyra Int. Racing System															
1 -	Out	34.4	1:51.140	73.1	17.205	96.8	2:53.639	3 -	30.925	64.5	58.952	76.5	19.597	68.2	1:49.474	
2 -		24.939	100.9	45.943	99.4	15.442	97.2	1:26.324								
6	Christopher LEVETT Buggyra Int. Racing System															
1 -	Out	38.6	1:49.127	35.0	19.391	96.2	2:51.685	4 -	24.965	101.2	46.295	99.6	15.723	95.8	1:26.983	
2 -		25.142	101.1	46.288	99.6	15.611	95.8	1:27.041	5 -	24.970	98.1	47.554	99.7	15.763	96.1	1:28.287
3 -		25.095	94.5	56.860	99.4	15.719	95.6	1:37.674	6 -	24.948	101.4	46.235	99.7	15.587	96.3	1:26.770
7	Adam LACKO MRK Team 14 Juniors															
1 -	Out	42.1	1:43.443	57.3	16.958	95.1	2:45.679	4 -	24.907	101.2	46.067	98.4	15.650	96.2	1:26.624	
2 -		25.031	100.9	45.999	98.5	15.717	95.2	1:26.747	5 -	25.072	101.1	46.065	98.4	15.641	96.1	1:26.778
3 -		32.894	54.0	1:27.015	42.1	20.174	96.2	2:20.083	6 -	30.135	65.3	1:06.799	58.4	23.263	60.6	2:00.197
8	Alex LVOV Truck Race Team Allgauer															
1 -	Out	33.5	1:59.110	90.4	16.309	95.5	3:02.236	3 -	25.394	99.0	46.998	99.7	15.971	96.3	1:28.363	
2 -		25.459	99.6	46.656	99.0	15.854	96.5	1:27.969								
9	Uwe NITTEL Truck Sport Lutz Bernau															
1 -	Out	43.7	1:41.864	65.0	16.476	95.3	2:44.285	4 -	25.151	99.7	46.336	100.3	15.274	96.1	1:26.761	
2 -		25.417	99.3	46.210	100.2	15.492	95.6	1:27.119	5 -	32.720	65.5	1:03.444	99.6	15.665	94.8	1:51.829
3 -		25.176	100.0	46.246	100.5	15.316	96.1	1:26.738	6 -	25.136	98.5	46.055	100.2	15.423	96.1	1:26.614
18	Stuart OLIVER Truck Race Team Allgauer															
1 -	Out	30.1	1:55.611	59.9	17.757	95.3	2:58.060	4 -	30.419	70.3	1:01.085	55.5	17.459	96.5	1:48.963	
2 -		25.463	100.8	46.871	99.7	16.105	96.1	1:28.439	5 -	25.190	100.9	46.476	99.7	15.833	96.3	1:27.499
3 -		25.456	94.0	46.745	99.7	15.868	95.8	1:28.069	6 -	25.286	97.7	46.807	100.0	15.819	96.3	1:27.912

Weather / Track : Sunny / Dry

Donington Park National
Circuit Length = 1.9791 miles
Start: 10:56 End: 11:07

2011 FIA EUROPEAN TRUCK RACING CHAMPIONSHIP

SUPER POLE 2 - BEST SECTOR TIMES

SECTOR 1			SECTOR 2			SECTOR 3			IDEAL / BEST COMPARISON						
POS	NO	NAME	TIME	NO	NAME	TIME	NO	NAME	TIME	POS	NO	NAME	IDEAL	BEST	DIFF
1	3	HAHN	24.823	4	OSTREICH	45.656	9	NITTEL	15.274	1	4	OSTREICH	1:25.923	1:25.994	0.071
2	4	OSTREICH	24.845	2	BOSIGER	45.837	4	OSTREICH	15.422	2	3	HAHN	1:26.277	1:26.392	0.115
3	7	LACKO	24.907	3	HAHN	45.915	5	VRSECKY	15.442	3	2	BOSIGER	1:26.312	1:26.494	0.182
4	1	ALBACETE	24.913	5	VRSECKY	45.943	1	ALBACETE	15.487	4	5	VRSECKY	1:26.324	1:26.324	0.000
5	5	VRSECKY	24.939	7	LACKO	45.999	2	BOSIGER	15.535	5	9	NITTEL	1:26.465	1:26.614	0.149
6	2	BOSIGER	24.940	9	NITTEL	46.055	3	HAHN	15.539	6	1	ALBACETE	1:26.484	1:26.602	0.118
7	6	LEVETT	24.948	1	ALBACETE	46.084	6	LEVETT	15.587	7	7	LACKO	1:26.547	1:26.624	0.077
8	9	NITTEL	25.136	6	LEVETT	46.235	7	LACKO	15.641	8	6	LEVETT	1:26.770	1:26.770	0.000
9	18	OLIVER	25.190	18	OLIVER	46.476	18	OLIVER	15.819	9	18	OLIVER	1:27.485	1:27.499	0.014
10	8	LVOV	25.394	8	LVOV	46.656	8	LVOV	15.854	10	8	LVOV	1:27.904	1:27.969	0.065
													Perfect Lap		1:25.753

Weather / Track : Sunny / Dry

Donington Park National
Circuit Length = 1.9791 miles
Start: 10:56 End: 11:07

**2011 FIA EUROPEAN TRUCK RACING CHAMPIONSHIP
SUPER POLE 2 - SPEED TRAPS**


SECTOR 1				SECTOR 2			FINISH LINE		
POS	NO	NAME	MPH	NO	NAME	MPH	NO	NAME	MPH
1	4	Markus OSTREICH	101.4	3	Jochen HAHN	100.5	4	Markus OSTREICH	98.3
2	6	Christopher LEVETT	101.4	9	Uwe NITTEL	100.5	3	Jochen HAHN	97.7
3	7	Adam LACKO	101.2	1	Antonio ALBACETE	100.2	2	Markus BOSIGER	97.2
4	5	David VRSECKY	100.9	18	Stuart OLIVER	100.0	5	David VRSECKY	97.2
5	18	Stuart OLIVER	100.9	6	Christopher LEVETT	99.7	1	Antonio ALBACETE	96.5
6	2	Markus BOSIGER	100.8	5	David VRSECKY	99.4	8	Alex LVOV	96.5
7	9	Uwe NITTEL	100.0	8	Alex LVOV	99.1	18	Stuart OLIVER	96.5
8	3	Jochen HAHN	99.6	7	Adam LACKO	98.5	6	Christopher LEVETT	96.3
9	8	Alex LVOV	99.6	4	Markus OSTREICH	98.4	7	Adam LACKO	96.2
10	1	Antonio ALBACETE	99.0	2	Markus BOSIGER	98.3	9	Uwe NITTEL	96.1

Weather / Track : Sunny / Dry

Donington Park National
Circuit Length = 1.9791 miles
Start: 10:56 End: 11:07

2011 FIA EUROPEAN TRUCK RACING CHAMPIONSHIP - ROUND 3

RACE 11 - GRID

ROW 10	26	Richard COLLETT		
ROW 9	25	Steve HORNE	15	Erwin KLEINNAGELVOORT
ROW 8	24	David JENKINS	14	Jean-Pierre BLAISE
ROW 7	16	Mika MAKINEN	12	Zoltan BIRNBAUER
ROW 6	10	Anthony JANIEC	23	Mathew SUMMERFIELD
ROW 5	18	Stuart OLIVER	8	Alex LVOV
ROW 4	7	Adam LACKO	6	Christopher LEVETT
ROW 3	1	Antonio ALBACETE	9	Uwe NITTEL
ROW 2	3	Jochen HAHN	2	Markus BOSIGER
ROW 1	4	Markus OSTREICH	5	David VRSECKY
Pole				
				

Donington Park National
Circuit Length = 1.9791 miles

These results are provisional until the conclusion of any judicial and technical matters.

Race Director :

Stewards :

Timekeeper :

2011 FIA EUROPEAN TRUCK RACING CHAMPIONSHIP - ROUND 3

RACE 11 - CLASSIFICATION - AMENDED

POS	NO	CL	NAME	NAT	ENTRY	LAPS	TIME	GAP	DIFF	MPH	BEST	ON
1	4		Markus OSTREICH	DEU	Renault - MKR Technology	15	21:45.195			81.88	1:26.444	4
2	3		Jochen HAHN	DEU	MAN - Jochen Hahn	15	21:48.204	3.009	3.009	81.69	1:26.659	6
3	1		Antonio ALBACETE	ESP	MAN - Equipe Cepsa	15	21:57.141	11.946	8.937	81.13	1:27.120	2
4	9		Uwe NITTEL	DEU	MAN - Truck Sport Lutz Bernau	15	21:58.121	12.926	0.980	81.07	1:26.941	7
5	5		David VRSECKY	CZE	Freightliner - Buggyra Int. Racing System	15	22:03.938	18.743	5.817	80.72	1:27.079	5
6	2		Markus BOSIGER	CHE	Renault - MKR Technology	15	22:06.085	20.890	2.147	80.59	1:27.076	2
7	10		Anthony JANIEC	FRA	Renault - MRK Team 14 Juniors	15	22:06.431	21.236	0.346	80.56	1:27.354	4
8	18		Stuart OLIVER	GBR	MAN - Truck Race Team Allgauer	15	22:17.289	32.094	10.858	79.91	1:28.009	3
9	8		Alex LVOV	RUS	MAN - Truck Race Team Allgauer	15	22:18.737	33.542	1.448	79.82	1:28.038	10
10	23		Mathew SUMMERFIELD	GBR	MAN - Mathew Summerfield	15	22:22.450	37.255	3.713	79.60	1:28.109	11
11	16		Mika MAKINEN	FIN	MAN - Mika Makinen	15	22:31.131	45.936	8.681	79.09	1:28.191	3
12	12		Zoltan BIRNBAUER	HUN	MAN - Zoltan Birenbauer	15	22:33.732	48.537	2.601	78.94	1:28.576	10
13	24		David JENKINS	GBR	MAN - David Jenkins	15	22:40.219	55.024	6.487	78.56	1:29.018	2
14	25		Steve HORNE	GBR	MAN - Steve Horne	15	23:01.386	1:16.191	21.167	77.36	1:28.904	14
15	15		Erwin KLEINAGELVOOR1	NLD	Scania - Erwin Kleinagelvoort	15	23:11.117	1:25.922	9.731	76.82	1:31.302	7
16	17		Jose BERMEJO	ESP	MAN - Jose Bermejo	15	23:11.500	1:26.305	0.383	76.80	1:28.767	5
17	6		Christopher LEVETT	GBR	Freightliner - Buggyra Int. Racing System	15	23:27.433	1:42.238	15.933	75.93	1:27.165	7
18	26		Richard COLLETT	GBR	MAN - Richard Collett	14	22:59.780	1 lap	1 lap	72.29	1:29.422	6

NOT CLASSIFIED

DNC 7	Adam LACKO	MON	Renault - MRK Team 14 Juniors	4	6:34.997	11 laps	10 laps	72.14	1:27.912	3
DNC 14	Jean-Pierre BLAISE	BEL	Renault - Jean-Pierre Blaise	1	1:43.209	14 laps	3 laps	69.03		

FASTEST LAP

4	Markus OSTREICH	DEU	Renault - MKR Technology	4	1:26.444			82.41 mph	132.64 kph	
----------	------------------------	-----	--------------------------	---	----------	--	--	-----------	------------	--

Truck 6 - 30 seconds penalty - Stewards' decision - Race incident
 Trucks 2, 6, + 5 - 10 second penalties - Overspeeding
 Trucks 6, 17 +25 - 30 seconds added to race time - Article 18 - penalty markers

Weather / Track : Bright / Dry
 These results are provisional until the conclusion of any judicial and technical matters.

Donington Park National
 Circuit Length = 1.9791 miles
 Start: 14:07 End: 14:30

Race Director :	Stewards :	Timekeeper :
-----------------	------------	--------------

2011 FIA EUROPEAN TRUCK RACING CHAMPIONSHIP - ROUND 3
RACE 11 - LAP CHART

Lap 1			Lap 2			Lap 3			Lap 4			Lap 5		
No	Behind	Laptime	No	Behind	Laptime	No	Behind	Laptime	No	Behind	Laptime	No	Behind	Laptime
4		1:29.689	4		1:27.286	4		1:26.859	4		1:26.444	4		1:26.868
3	0.411	1:30.100	3	0.559	1:27.434	3	0.466	1:26.766	3	0.801	1:26.779	3	1.017	1:27.084
5	0.914	1:30.603	5	0.988	1:27.360	5	1.424	1:27.295	5	2.170	1:27.190	5	2.381	1:27.079
2	1.891	1:31.580	2	1.681	1:27.076	2	2.225	1:27.403	2	2.887	1:27.106	2	3.412	1:27.393
1	2.370	1:32.059	1	2.204	1:27.120	1	2.686	1:27.341	1	3.503	1:27.261	1	4.352	1:27.717
9	3.743	1:33.432	7	4.496	1:27.960	9	5.268	1:27.229	9	6.403	1:27.579	9	6.775	1:27.240
7	3.822	1:33.511	9	4.898	1:28.441	7	5.549	1:27.912	10	7.342	1:27.354	10	8.284	1:27.810
18	4.489	1:34.178	10	5.808	1:28.481	10	6.432	1:27.483	18	9.290	1:28.036	18	11.547	1:29.125
10	4.613	1:34.302	18	6.548	1:29.345	18	7.698	1:28.009	23	11.194	1:28.574	23	13.164	1:28.838
23	5.854	1:35.543	23	7.217	1:28.649	23	9.064	1:28.706	6	11.429	1:28.760	6	13.326	1:28.765
6	6.060	1:35.749	6	7.410	1:28.636	6	9.113	1:28.562	8	12.220	1:28.649	8	14.171	1:28.819
8	7.142	1:36.831	8	8.286	1:28.430	8	10.015	1:28.588	16	14.627	1:28.432	16	16.431	1:28.672
25	7.282	1:36.971	16	11.307	1:30.712	16	12.639	1:28.191	25	18.304	1:29.446	25	20.571	1:29.135
16	7.881	1:37.570	25	12.210	1:32.214	25	15.302	1:29.951	12	19.882	1:30.043	12	22.128	1:29.114
12	9.177	1:38.866	12	12.524	1:30.633	12	16.283	1:30.618	24	21.603	1:30.839	24	24.715	1:29.980
24	11.892	1:41.581	24	13.624	1:29.018	24	17.208	1:30.443	17	25.422	1:30.770	17	27.321	1:28.767
14	13.520	1:43.209	17	17.998	1:30.256	17	21.096	1:29.957	15	31.530	1:32.213	15	36.354	1:31.692
17	15.028	1:44.717	26	18.815	1:30.076	26	22.756	1:30.800	7	44.719	2:05.614 P	26	1 LAP	3:11.703
15	15.179	1:44.868	15	20.597	1:32.704	15	25.761	1:32.023						
26	16.025	1:45.714												

Weather / Track : Bright / Dry

Donington Park National
 Circuit Length = 1.9791 miles
 Start: 14:07 End: 14:30

2011 FIA EUROPEAN TRUCK RACING CHAMPIONSHIP - ROUND 3

RACE 11 - BEST SECTOR TIMES

SECTOR 1				SECTOR 2				SECTOR 3				IDEAL / BEST COMPARISON			
POS	NO	NAME	TIME	NO	NAME	TIME	NO	NAME	TIME	POS	NO	NAME	IDEAL	BEST	DIFF
1	4	OSTREICH	24.897	4	OSTREICH	45.991	9	NITTEL	15.478	1	4	OSTREICH	1:26.432	1:26.444	0.012
2	3	HAHN	24.898	3	HAHN	46.037	4	OSTREICH	15.544	2	3	HAHN	1:26.558	1:26.659	0.101
3	2	BOSIGER	24.968	2	BOSIGER	46.251	1	ALBACETE	15.591	3	9	NITTEL	1:26.889	1:26.941	0.052
4	5	VRSECKY	25.008	6	LEVETT	46.324	6	LEVETT	15.592	4	2	BOSIGER	1:26.955	1:27.076	0.121
5	9	NITTEL	25.026	7	LACKO	46.343	3	HAHN	15.623	5	5	VRSECKY	1:27.015	1:27.079	0.064
6	1	ALBACETE	25.063	1	ALBACETE	46.362	5	VRSECKY	15.627	6	1	ALBACETE	1:27.016	1:27.120	0.104
7	10	JANIEC	25.068	5	VRSECKY	46.380	10	JANIEC	15.682	7	6	LEVETT	1:27.041	1:27.165	0.124
8	6	LEVETT	25.125	9	NITTEL	46.385	7	LACKO	15.728	8	10	JANIEC	1:27.245	1:27.354	0.109
9	23	SUMMERFIELD	25.190	10	JANIEC	46.495	2	BOSIGER	15.736	9	7	LACKO	1:27.342	1:27.912	0.570
10	16	MAKINEN	25.211	18	OLIVER	46.800	23	SUMMERFIELD	15.776	10	8	LVOV	1:27.871	1:28.038	0.167
11	18	OLIVER	25.235	8	LVOV	46.806	8	LVOV	15.796	11	18	OLIVER	1:27.892	1:28.009	0.117
12	8	LVOV	25.269	16	MAKINEN	46.840	12	BIRNBAUER	15.852	12	23	SUMMERFIELD	1:28.018	1:28.109	0.091
13	7	LACKO	25.271	23	SUMMERFIELD	47.052	18	OLIVER	15.857	13	16	MAKINEN	1:28.143	1:28.191	0.048
14	17	BERMEJO	25.294	17	BERMEJO	47.098	25	HORNE	15.938	14	12	BIRNBAUER	1:28.419	1:28.576	0.157
15	12	BIRNBAUER	25.333	24	JENKINS	47.137	26	COLLETT	16.033	15	17	BERMEJO	1:28.577	1:28.767	0.190
16	26	COLLETT	25.343	12	BIRNBAUER	47.234	16	MAKINEN	16.092	16	24	JENKINS	1:28.602	1:29.018	0.416
17	24	JENKINS	25.350	25	HORNE	47.346	24	JENKINS	16.115	17	25	HORNE	1:28.732	1:28.904	0.172
18	25	HORNE	25.448	26	COLLETT	47.515	17	BERMEJO	16.185	18	26	COLLETT	1:28.891	1:29.422	0.531
19	14	BLAISE	26.100	15	KLEINNAGELVOOF	48.487	15	KLEINNAGELVOOF	16.347	19	15	KLEINNAGELVOO	1:30.958	1:31.302	0.344
20	15	KLEINNAGELVOOF	26.124	14	BLAISE	53.460	14	BLAISE	16.826	20	14	BLAISE	1:36.386		
												Perfect Lap	1:26.366		

Weather / Track : Bright / Dry

Donington Park National
Circuit Length = 1.9791 miles
Start: 14:07 End: 14:30

2011 FIA EUROPEAN TRUCK RACING CHAMPIONSHIP - ROUND 3
RACE 11 - SPEED TRAPS


SECTOR 1				SECTOR 2			FINISH LINE			
POS	NO	NAME	MPH	NO	NAME	MPH	NO	NAME	MPH	
1	26	Richard COLLETT	102.3	16	Mika MAKINEN	101.1	10	Anthony JANIEC	98.1	
2	6	Christopher LEVETT	102.0	17	Jose BERMEJO	101.1	4	Markus OSTREICH	97.8	
3	4	Markus OSTREICH	101.8	26	Richard COLLETT	101.1	9	Uwe NITTEL	97.8	
4	23	Mathew SUMMERFIELD	101.8	9	Uwe NITTEL	100.9	23	Mathew SUMMERFIELD	97.7	
5	5	David VRSECKY	101.5	1	Antonio ALBACETE	100.6	3	Jochen HAHN	97.5	
6	16	Mika MAKINEN	101.5	3	Jochen HAHN	100.6	5	David VRSECKY	97.2	
7	7	Adam LACKO	101.4	10	Anthony JANIEC	100.6	1	Antonio ALBACETE	96.9	
8	17	Jose BERMEJO	101.4	5	David VRSECKY	100.0	2	Markus BOSIGER	96.8	
9	18	Stuart OLIVER	101.4	8	Alex LVOV	100.0	8	Alex LVOV	96.8	
10	2	Markus BOSIGER	101.2	18	Stuart OLIVER	99.9	6	Christopher LEVETT	96.5	
11	12	Zoltan BIRNBAUER	101.2	6	Christopher LEVETT	99.7	24	David JENKINS	96.5	
12	10	Anthony JANIEC	101.1	12	Zoltan BIRNBAUER	99.7	18	Stuart OLIVER	96.3	
13	8	Alex LVOV	100.6	15	Erwin KLEINNAGELVOORT	99.4	17	Jose BERMEJO	96.1	
14	15	Erwin KLEINNAGELVOORT	100.6	25	Steve HORNE	99.3	25	Steve HORNE	96.1	
15	25	Steve HORNE	100.6	23	Mathew SUMMERFIELD	99.1	12	Zoltan BIRNBAUER	95.8	
16	3	Jochen HAHN	100.3	24	David JENKINS	99.0	7	Adam LACKO	95.6	
17	9	Uwe NITTEL	100.2	4	Markus OSTREICH	98.8	16	Mika MAKINEN	94.8	
18	14	Jean-Pierre BLAISE	99.7	14	Jean-Pierre BLAISE	98.8	26	Richard COLLETT	93.7	
19	24	David JENKINS	99.6	7	Adam LACKO	98.7	14	Jean-Pierre BLAISE	93.1	
20	1	Antonio ALBACETE	99.3	2	Markus BOSIGER	98.5	15	Erwin KLEINNAGELVOORT	87.6	

Weather / Track : Bright / Dry

Donington Park National
 Circuit Length = 1.9791 miles
 Start: 14:07 End: 14:30

2011 FIA EUROPEAN TRUCK RACING CHAMPIONSHIP - ROUND 4

RACE 15 - GRID

ROW 10	7 Adam LACKO	14 Jean-Pierre BLAISE
ROW 9	6 Christopher LEVETT	26 Richard COLLETT
ROW 8	15 Erwin KLEINNAGELVOORT	17 Jose BERMEJO
ROW 7	24 David JENKINS	25 Steve HORNE
ROW 6	16 Mika MAKINEN	12 Zoltan BIRNBAUER
ROW 5	8 Alex LVOV	23 Mathew SUMMERFIELD
ROW 4	3 Jochen HAHN	4 Markus OSTREICH
ROW 3	9 Uwe NITTEL	1 Antonio ALBACETE
ROW 2	2 Markus BOSIGER	5 David VRSECKY
ROW 1	18 Stuart OLIVER	10 Anthony JANIEC
Pole		
		

Donington Park National
Circuit Length = 1.9791 miles

These results are provisional until the conclusion of any judicial and technical matters.

Race Director :	Stewards :	Timekeeper :
-----------------	------------	--------------

2011 FIA EUROPEAN TRUCK RACING CHAMPIONSHIP - ROUND 4

RACE 15 - CLASSIFICATION

POS	NO	CL	NAME	NAT	ENTRY	LAPS	TIME	GAP	DIFF	MPH	BEST	ON
1	3		Jochen HAHN	DEU	MAN - Jochen Hahn	15	22:01.708			80.85	1:26.771	8
2	9		Uwe NITTEL	DEU	MAN - Truck Sport Lutz Bernau	15	22:03.826	2.118	2.118	80.72	1:27.111	11
3	4		Markus OSTREICH	DEU	Renault - MKR Technology	15	22:07.388	5.680	3.562	80.51	1:26.756	13
4	5		David VRSECKY	CZE	Freightliner - Buggyra Int. Racing System	15	22:13.041	11.333	5.653	80.16	1:27.208	13
5	2		Markus BOSIGER	CHE	Renault - MKR Technology	15	22:18.536	16.828	5.495	79.84	1:27.503	14
6	6		Christopher LEVETT	GBR	Freightliner - Buggyra Int. Racing System	15	22:19.108	17.400	0.572	79.80	1:27.430	6
7	16		Mika MAKINEN	FIN	MAN - Mika Makinen	15	22:26.414	24.706	7.306	79.37	1:28.006	7
8	18		Stuart OLIVER	GBR	MAN - Truck Race Team Allgauer	15	22:29.940	28.232	3.526	79.16	1:27.885	6
9	12		Zoltan BIRNBAUER	HUN	MAN - Zoltan Birenbauer	15	22:33.151	31.443	3.211	78.97	1:28.743	14
10	24		David JENKINS	GBR	MAN - David Jenkins	15	22:34.344	32.636	1.193	78.90	1:28.589	8
11	8		Alex LVOV	RUS	MAN - Truck Race Team Allgauer	15	23:05.568	1:03.860	31.224	77.13	1:27.770	6
12	25		Steve HORNE	GBR	MAN - Steve Horne	15	23:05.850	1:04.142	0.282	77.11	1:29.166	8
13	10		Anthony JANIEC	FRA	Renault - MRK Team 14 Juniors	15	23:13.042	1:11.334	7.192	76.71	1:27.870	5
14	17		Jose BERMEJO	ESP	MAN - Jose Bermejo	15	23:15.124	1:13.416	2.082	76.60	1:28.805	10
15	15		Erwin KLEINNAGELVOOR1	NLD	Scania - Erwin Kleinnagelvoort	15	23:16.720	1:15.012	1.596	76.51	1:31.094	13
16	26		Richard COLLETT	GBR	MAN - Richard Collett	15	23:23.541	1:21.833	6.821	76.14	1:30.487	4
17	7		Adam LACKO	MON	Renault - MRK Team 14 Juniors	12	17:56.157	3 laps	3 laps	79.44	1:27.527	7

NOT CLASSIFIED

DNC 1			Antonio ALBACETE	ESP	MAN - Equipe Cepsa	5	8:04.619	10 laps	7 laps	73.50	1:28.049	2
DNC 23			Mathew SUMMERFIELD	GBR	MAN - Mathew Summerfield	4	6:36.492	11 laps	1 lap	71.87	1:33.441	3

FASTEST LAP

4			Markus OSTREICH	DEU	Renault - MKR Technology	13	1:26.756			82.12 mph	132.16 kph	
---	--	--	------------------------	-----	--------------------------	----	----------	--	--	-----------	------------	--

Trucks 8, 10 + 17 - 30 seconds added to race time - Article 18 - penalty markers

Weather / Track : Bright / Dry

These results are provisional until the conclusion of any judicial and technical matters.

Donington Park National
Circuit Length = 1.9791 miles
Start: 17:04 End: 17:28

Race Director :	Stewards :	Timekeeper :
-----------------	------------	--------------

2011 FIA EUROPEAN TRUCK RACING CHAMPIONSHIP - ROUND 4
RACE 15 - LAP CHART

Lap 1			Lap 2			Lap 3			Lap 4			Lap 5		
No	Behind	Laptime	No	Behind	Laptime	No	Behind	Laptime	No	Behind	Laptime	No	Behind	Laptime
18		1:30.062	18		1:29.120	18		1:29.178	18		1:28.239	18		1:29.098
2	0.846	1:30.908	2	0.134	1:28.408	2	0.535	1:29.579	2	0.160	1:27.864	2	1.089	1:30.027
9	1.241	1:31.303	9	0.417	1:28.296	9	0.956	1:29.717	9	0.363	1:27.646	9	1.363	1:30.098
3	1.873	1:31.935	3	0.636	1:27.883	3	1.601	1:30.143	3	0.852	1:27.490	3	1.839	1:30.085
8	3.836	1:33.898	4	2.878	1:27.882	4	2.008	1:28.308	4	1.598	1:27.829	4	2.052	1:29.552
4	4.116	1:34.178	5	3.950	1:28.674	5	3.398	1:28.626	1	3.878	1:28.370	5	4.060	1:28.050
5	4.396	1:34.458	1	4.346	1:28.049	1	3.747	1:28.579	5	5.108	1:29.949	10	5.420	1:27.870
1	5.417	1:35.479	8	5.658	1:30.942	10	6.693	1:28.619	10	6.648	1:28.194	8	6.642	1:28.168
16	5.854	1:35.916	16	5.910	1:29.176	8	6.908	1:30.428	8	7.572	1:28.903	16	7.312	1:28.274
23	7.104	1:37.166	10	7.252	1:29.226	16	7.339	1:30.607	16	8.136	1:29.036	6	7.657	1:27.725
10	7.146	1:37.208	12	8.573	1:30.134	6	7.682	1:27.900	6	9.030	1:29.587	7	8.663	1:27.985
12	7.559	1:37.621	6	8.960	1:29.433	7	8.635	1:28.052	7	9.776	1:29.380	12	11.481	1:29.617
6	8.647	1:38.709	7	9.761	1:29.568	12	10.031	1:30.636	12	10.962	1:29.170	24	15.545	1:30.456
7	9.313	1:39.375	25	11.337	1:30.321	25	12.192	1:30.033	25	13.393	1:29.440	25	16.447	1:32.152
25	10.136	1:40.198	24	11.904	1:29.905	24	12.957	1:30.231	24	14.187	1:29.469	26	24.688	1:31.951
24	11.119	1:41.181	23	13.093	1:35.109	23	17.356	1:33.441	26	21.835	1:30.487	17	24.850	1:30.025
15	11.669	1:41.731	15	17.088	1:34.539	26	19.587	1:31.301	17	23.923	1:29.126	15	31.361	1:32.583
17	12.270	1:42.332	26	17.464	1:33.996	17	23.036	1:34.322	15	27.876	1:32.167	1	38.922	2:04.142 P
26	12.588	1:42.650	17	17.892	1:34.742	15	23.948	1:36.038	23	39.893	1:50.776 P			

Weather / Track : Bright / Dry

Donington Park National
 Circuit Length = 1.9791 miles
 Start: 17:04 End: 17:28

2011 FIA EUROPEAN TRUCK RACING CHAMPIONSHIP - ROUND 4
RACE 15 - LAP CHART

Lap 6			Lap 7			Lap 8			Lap 9			Lap 10		
No	Behind	Laptime	No	Behind	Laptime	No	Behind	Laptime	No	Behind	Laptime	No	Behind	Laptime
18		1:27.885	3		1:28.532	3		1:26.771	3		1:27.102	3		1:27.171
2	0.898	1:27.694	18	0.303	1:30.544	9	2.203	1:27.435	9	2.717	1:27.616	9	2.720	1:27.174
9	1.174	1:27.696	9	1.539	1:30.606	18	2.214	1:28.682	18	4.972	1:29.860	4	7.554	1:29.640
3	1.709	1:27.755	4	1.571	1:29.647	4	3.172	1:28.372	4	5.085	1:29.015	18	8.447	1:30.646
4	2.165	1:27.998	2	1.972	1:31.315	2	5.506	1:30.305	2	6.453	1:28.049	2	8.487	1:29.205
5	3.817	1:27.642	5	2.342	1:28.766	5	5.775	1:30.204	5	6.900	1:28.227	5	8.716	1:28.987
10	5.464	1:27.929	10	3.649	1:28.426	6	6.749	1:28.969	6	7.322	1:27.675	6	9.191	1:29.040
8	6.527	1:27.770	8	4.271	1:27.985	10	6.986	1:30.108	10	8.014	1:28.130	10	9.519	1:28.676
6	7.202	1:27.430	6	4.551	1:27.590	8	7.579	1:30.079	8	10.042	1:29.565	7	11.954	1:28.781
7	8.895	1:28.117	7	6.181	1:27.527	7	8.006	1:28.596	7	10.344	1:29.440	16	13.343	1:29.420
16	9.623	1:30.196	16	7.388	1:28.006	16	9.342	1:28.725	16	11.094	1:28.854	8	14.370	1:31.499
12	13.506	1:29.910	12	13.015	1:29.750	12	15.595	1:29.351	12	18.008	1:29.515	12	20.007	1:29.170
24	17.115	1:29.455	24	15.883	1:29.009	24	17.701	1:28.589	24	19.659	1:29.060	24	21.325	1:28.837
25	18.296	1:29.734	25	17.450	1:29.395	25	19.845	1:29.166	17	29.925	1:28.960	17	31.559	1:28.805
17	26.932	1:29.967	17	25.945	1:29.254	17	28.067	1:28.893	25	30.685	1:37.942 P	26	46.327	1:32.102
26	28.675	1:31.872	26	29.521	1:31.087	26	35.678	1:32.928	26	41.396	1:32.820	25	49.787	1:46.273
15	36.677	1:33.201	15	38.479	1:32.043	15	44.003	1:32.295	15	49.152	1:32.251	15	53.750	1:31.769

Weather / Track : Bright / Dry

Donington Park National
 Circuit Length = 1.9791 miles
 Start: 17:04 End: 17:28

2011 FIA EUROPEAN TRUCK RACING CHAMPIONSHIP - ROUND 4
RACE 15 - LAP CHART

Lap 11			Lap 12			Lap 13			Lap 14			Lap 15		
No	Behind	Laptime	No	Behind	Laptime	No	Behind	Laptime	No	Behind	Laptime	No	Behind	Laptime
3		1:27.201	3		1:27.093	3		1:27.344	3		1:27.206	3		1:27.997
9	2.630	1:27.111	9	2.813	1:27.276	9	2.873	1:27.404	9	2.877	1:27.210	9	2.118	1:27.238
4	7.561	1:27.208	4	7.842	1:27.374	4	7.254	1:26.756	4	6.819	1:26.771	4	5.680	1:26.858
5	11.145	1:29.630	5	11.572	1:27.520	5	11.436	1:27.208	5	11.622	1:27.392	5	11.333	1:27.708
18	12.571	1:31.325	2	16.262	1:30.506	2	16.594	1:27.676	2	16.891	1:27.503	2	16.828	1:27.934
2	12.849	1:31.563	6	16.388	1:30.228	6	17.076	1:28.032	6	17.657	1:27.787	6	17.400	1:27.740
6	13.253	1:31.263	7	16.996	1:30.405	10	21.547	1:31.430	16	23.761	1:28.434	16	24.706	1:28.942
7	13.684	1:28.931	18	17.171	1:31.693	16	22.533	1:31.746	18	27.051	1:30.665	18	28.232	1:29.178
10	14.750	1:32.432	10	17.461	1:29.804	18	23.592	1:33.765	12	29.791	1:28.743	12	31.443	1:29.649
16	15.050	1:28.908	16	18.131	1:30.174	12	28.254	1:30.656	24	31.762	1:29.810	24	32.636	1:28.871
8	16.761	1:29.592	12	24.942	1:29.548	24	29.158	1:30.355	8	32.623	1:29.812	8	33.860	1:29.234
12	22.487	1:29.681	24	26.147	1:29.951	8	30.017	1:29.688	10	33.818	1:39.477	10	41.334	1:35.513
24	23.289	1:29.165	8	27.673	1:38.005	17	37.926	1:29.609	17	40.268	1:29.548	17	43.416	1:31.145
17	33.833	1:29.475	17	35.661	1:28.921	25	58.598	1:29.868	25	1:01.728	1:30.336	25	1:04.142	1:30.411
26	50.467	1:31.341	25	56.074	1:30.929	15	1:06.693	1:31.094	15	1:10.621	1:31.134	15	1:15.012	1:32.388
25	52.238	1:29.652	15	1:02.943	1:31.788	26	1:12.258	1:31.983	26	1:17.113	1:32.061	26	1:21.833	1:32.717
15	58.248	1:31.699	26	1:07.619	1:44.245									

Weather / Track : Bright / Dry

Donington Park National
 Circuit Length = 1.9791 miles
 Start: 17:04 End: 17:28

2011 FIA EUROPEAN TRUCK RACING CHAMPIONSHIP - ROUND 3
RACE 11 - LAP CHART

Lap 6			Lap 7			Lap 8			Lap 9			Lap 10		
No	Behind	Laptime	No	Behind	Laptime	No	Behind	Laptime	No	Behind	Laptime	No	Behind	Laptime
4		1:26.850	4		1:26.681	4		1:26.886	4		1:26.796	4		1:26.821
3	0.826	1:26.659	3	1.022	1:26.877	3	1.148	1:27.012	3	1.128	1:26.776	3	1.216	1:26.909
5	2.711	1:27.180	5	3.465	1:27.435	5	3.823	1:27.244	5	4.407	1:27.380	5	4.929	1:27.343
2	4.162	1:27.600	2	5.093	1:27.612	2	5.702	1:27.495	2	6.365	1:27.459	2	6.836	1:27.292
1	4.773	1:27.271	1	5.701	1:27.609	1	6.471	1:27.656	1	7.006	1:27.331	1	7.754	1:27.569
9	6.954	1:27.029	9	7.214	1:26.941	9	7.517	1:27.189	9	7.997	1:27.276	9	8.606	1:27.430
10	9.617	1:28.183	10	10.755	1:27.819	10	11.991	1:28.122	10	13.193	1:27.998	10	14.712	1:28.340
18	13.152	1:28.455	18	15.201	1:28.730	18	16.616	1:28.301	18	18.447	1:28.627	6	20.216	1:28.174
6	16.449	1:29.973	6	16.933	1:27.165	6	17.361	1:27.314	6	18.863	1:28.298	18	20.278	1:28.652
8	17.483	1:30.162	8	18.906	1:28.104	8	20.226	1:28.206	8	21.673	1:28.243	8	22.890	1:28.038
16	19.315	1:29.734	16	22.015	1:29.381	23	24.529	1:28.940	23	26.351	1:28.618	23	28.061	1:28.531
23	20.225	1:33.911	23	22.475	1:28.931	16	25.666	1:30.537	16	28.108	1:29.238	16	31.413	1:30.126
25	22.755	1:29.034	25	25.455	1:29.381	25	27.847	1:29.278	25	30.045	1:28.994	25	32.509	1:29.285
12	24.390	1:29.112	12	27.108	1:29.399	12	29.561	1:29.339	12	32.343	1:29.578	12	34.098	1:28.576
24	27.383	1:29.518	24	30.366	1:29.664	24	33.516	1:30.036	24	36.052	1:29.332	24	39.025	1:29.794
17	29.328	1:28.857	17	31.857	1:29.210	17	34.250	1:29.279	17	37.086	1:29.632	17	39.912	1:29.647
15	40.974	1:31.470	15	45.595	1:31.302	15	50.312	1:31.603	26	1 LAP	1:29.464	26	1 LAP	1:30.198
26	1 LAP	1:30.302	26	1 LAP	1:29.422	26	1 LAP	1:30.367	15	55.881	1:32.365	15	1:00.507	1:31.447

Weather / Track : Bright / Dry

Donington Park National
 Circuit Length = 1.9791 miles
 Start: 14:07 End: 14:30

2011 FIA EUROPEAN TRUCK RACING CHAMPIONSHIP - ROUND 3
RACE 11 - LAP CHART

Lap 11			Lap 12			Lap 13			Lap 14			Lap 15		
No	Behind	Laptime	No	Behind	Laptime	No	Behind	Laptime	No	Behind	Laptime	No	Behind	Laptime
4		1:26.876	4		1:26.855	4		1:26.749	4		1:26.822	4		1:26.713
3	1.509	1:27.169	3	1.895	1:27.241	3	2.028	1:26.882	3	2.512	1:27.306	3	3.009	1:27.210
5	5.670	1:27.617	5	6.175	1:27.360	5	6.967	1:27.541	5	7.732	1:27.587	5	8.743	1:27.724
2	7.372	1:27.412	2	8.072	1:27.555	2	8.890	1:27.567	2	9.724	1:27.656	2	10.890	1:27.879
1	8.365	1:27.487	1	8.890	1:27.380	1	9.928	1:27.787	1	10.962	1:27.856	1	11.946	1:27.697
9	8.902	1:27.172	9	9.680	1:27.633	9	10.178	1:27.247	9	11.295	1:27.939	9	12.926	1:28.344
10	15.687	1:27.851	10	16.660	1:27.828	10	17.885	1:27.974	10	19.611	1:28.548	10	21.236	1:28.338
18	23.022	1:29.620	18	25.044	1:28.877	6	27.854	1:29.324	18	29.956	1:28.831	18	32.094	1:28.851
6	23.451	1:30.111	6	25.279	1:28.683	18	27.947	1:29.652	6	30.734	1:29.702	6	32.238	1:28.217
8	24.796	1:28.782	8	26.106	1:28.165	8	28.451	1:29.094	8	31.836	1:30.207	8	33.542	1:28.419
23	29.294	1:28.109	23	30.699	1:28.260	23	32.379	1:28.429	23	34.381	1:28.824	23	37.255	1:29.587
16	34.010	1:29.473	16	37.238	1:30.083	16	39.699	1:29.210	16	42.226	1:29.349	16	45.936	1:30.423
25	34.674	1:29.041	25	37.759	1:29.940	25	40.624	1:29.614	25	42.706	1:28.904	25	46.191	1:30.198
12	36.254	1:29.032	12	38.681	1:29.282	12	41.509	1:29.577	12	44.483	1:29.796	12	48.537	1:30.767
24	41.613	1:29.464	24	44.734	1:29.976	24	48.163	1:30.178	24	51.689	1:30.348	24	55.024	1:30.048
17	42.509	1:29.473	17	45.384	1:29.730	17	48.708	1:30.073	17	52.444	1:30.558	17	56.305	1:30.574
26	1 LAP	1:30.759	26	1 LAP	1:30.293	26	1 LAP	1:30.441	26	1 LAP	1:29.898	26	1 LAP	1:30.343
15	1:05.270	1:31.639	15	1:09.952	1:31.537	15	1:14.867	1:31.664	15	1:19.828	1:31.783	15	1:25.922	1:32.807

Weather / Track : Bright / Dry

Donington Park National
 Circuit Length = 1.9791 miles
 Start: 14:07 End: 14:30

2011 FIA EUROPEAN TRUCK RACING CHAMPIONSHIP - ROUND 4

RACE 15 - BEST SECTOR TIMES

SECTOR 1				SECTOR 2				SECTOR 3				IDEAL / BEST COMPARISON			
POS	NO	NAME	TIME	NO	NAME	TIME	NO	NAME	TIME	POS	NO	NAME	IDEAL	BEST	DIFF
1	4	OSTREICH	24.920	3	HAHN	46.077	9	NITTEL	15.517	1	3	HAHN	1:26.634	1:26.771	0.137
2	3	HAHN	24.961	9	NITTEL	46.164	4	OSTREICH	15.574	2	4	OSTREICH	1:26.665	1:26.756	0.091
3	2	BOSIGER	24.987	4	OSTREICH	46.171	3	HAHN	15.596	3	9	NITTEL	1:26.728	1:27.111	0.383
4	6	LEVETT	25.036	6	LEVETT	46.323	6	LEVETT	15.695	4	6	LEVETT	1:27.054	1:27.430	0.376
5	9	NITTEL	25.047	5	VRSECKY	46.352	5	VRSECKY	15.701	5	5	VRSECKY	1:27.165	1:27.208	0.043
6	5	VRSECKY	25.112	2	BOSIGER	46.430	18	OLIVER	15.732	6	2	BOSIGER	1:27.239	1:27.503	0.264
7	10	JANIEC	25.131	7	LACKO	46.559	7	LACKO	15.736	7	7	LACKO	1:27.468	1:27.527	0.059
8	24	JENKINS	25.143	16	MAKINEN	46.620	10	JANIEC	15.761	8	10	JANIEC	1:27.593	1:27.870	0.277
9	7	LACKO	25.173	8	LVOV	46.646	8	LVOV	15.801	9	8	LVOV	1:27.676	1:27.770	0.094
10	16	MAKINEN	25.228	1	ALBACETE	46.659	2	BOSIGER	15.822	10	18	OLIVER	1:27.801	1:27.885	0.084
11	8	LVOV	25.229	10	JANIEC	46.701	1	ALBACETE	15.848	11	16	MAKINEN	1:27.805	1:28.006	0.201
12	18	OLIVER	25.230	18	OLIVER	46.839	12	BIRNBAUER	15.854	12	1	ALBACETE	1:28.008	1:28.049	0.041
13	12	BIRNBAUER	25.358	17	BERMEJO	46.932	16	MAKINEN	15.957	13	17	BERMEJO	1:28.363	1:28.805	0.442
14	25	HORNE	25.401	24	JENKINS	47.231	17	BERMEJO	16.010	14	12	BIRNBAUER	1:28.513	1:28.743	0.230
15	17	BERMEJO	25.421	12	BIRNBAUER	47.301	25	HORNE	16.061	15	24	JENKINS	1:28.514	1:28.589	0.075
16	1	ALBACETE	25.501	25	HORNE	47.515	24	JENKINS	16.140	16	25	HORNE	1:28.977	1:29.166	0.189
17	15	KLEINNAGELVOOF	25.990	26	COLLETT	47.842	15	KLEINNAGELVOOF	16.413	17	26	COLLETT	1:30.487	1:30.487	0.000
18	26	COLLETT	26.061	15	KLEINNAGELVOOF	48.407	26	COLLETT	16.584	18	15	KLEINNAGELVOO	1:30.810	1:31.094	0.284
19	23	SUMMERFIELD	26.538	23	SUMMERFIELD	49.758	23	SUMMERFIELD	16.703	19	23	SUMMERFIELD	1:32.999	1:33.441	0.442
													Perfect Lap	1:26.514	

Weather / Track : Bright / Dry

Donington Park National
Circuit Length = 1.9791 miles
Start: 17:04 End: 17:28

2011 FIA EUROPEAN TRUCK RACING CHAMPIONSHIP - ROUND 4
RACE 15 - SPEED TRAPS

SECTOR 1				SECTOR 2			FINISH LINE			
POS	NO	NAME	MPH	NO	NAME	MPH	NO	NAME	MPH	
1	4	Markus OSTREICH	102.3	16	Mika MAKINEN	101.4	4	Markus OSTREICH	98.7	
2	7	Adam LACKO	102.3	24	David JENKINS	101.4	10	Anthony JANIEC	98.0	
3	24	David JENKINS	102.3	3	Jochen HAHN	100.9	2	Markus BOSIGER	97.7	
4	16	Mika MAKINEN	102.0	9	Uwe NITTEL	100.9	3	Jochen HAHN	97.5	
5	10	Anthony JANIEC	101.7	10	Anthony JANIEC	100.9	7	Adam LACKO	97.5	
6	26	Richard COLLETT	101.7	17	Jose BERMEJO	100.9	9	Uwe NITTEL	97.4	
7	6	Christopher LEVETT	101.5	26	Richard COLLETT	100.9	6	Christopher LEVETT	97.1	
8	18	Stuart OLIVER	101.5	15	Erwin KLEINNAGELVOORT	100.8	16	Mika MAKINEN	96.9	
9	2	Markus BOSIGER	101.4	1	Antonio ALBACETE	100.6	5	David VRSECKY	96.8	
10	12	Zoltan BIRNBAUER	101.2	4	Markus OSTREICH	100.2	1	Antonio ALBACETE	96.6	
11	8	Alex LVOV	101.1	8	Alex LVOV	100.2	8	Alex LVOV	96.5	
12	5	David VRSECKY	100.9	12	Zoltan BIRNBAUER	100.0	24	David JENKINS	96.5	
13	25	Steve HORNE	100.8	18	Stuart OLIVER	100.0	18	Stuart OLIVER	95.9	
14	15	Erwin KLEINNAGELVOORT	100.6	2	Markus BOSIGER	99.7	25	Steve HORNE	95.8	
15	23	Mathew SUMMERFIELD	100.6	6	Christopher LEVETT	99.6	12	Zoltan BIRNBAUER	95.3	
16	9	Uwe NITTEL	100.5	5	David VRSECKY	99.4	23	Mathew SUMMERFIELD	94.9	
17	3	Jochen HAHN	100.2	23	Mathew SUMMERFIELD	99.4	17	Jose BERMEJO	94.8	
18	1	Antonio ALBACETE	100.0	25	Steve HORNE	99.3	26	Richard COLLETT	88.5	
19	17	Jose BERMEJO	97.7	7	Adam LACKO	99.1	15	Erwin KLEINNAGELVOORT	87.4	

Weather / Track : Bright / Dry

Donington Park National
 Circuit Length = 1.9791 miles
 Start: 17:04 End: 17:28

Legends Cars Championship

QUALIFYING - RACE 1 - CLASSIFICATION

POS	NO	CL	NAME	ENTRY	TIME	ON	LAPS	GAP	DIFF	MPH
1	12		Stephen TREHERNE	Legend Ford	1:24.474	4	7			84.34
2	7		Dean BRACE	Legend Ford Coupe	1:24.614	6	10	0.140	0.140	84.20
3	4		John MICKEL	Legend Coupe 1934	1:24.777	4	5	0.303	0.163	84.03
4	32		Peter MORTON	Legend Ford Coupe	1:24.783	4	6	0.309	0.006	84.03
5	11		Simon BELCHER	Legend Ford Coupe 1934	1:25.362	5	9	0.888	0.579	83.46
6	41		Eliot BUNN	Legend Chevy Coupe	1:25.555	9	9	1.081	0.193	83.27
7	16		Richard POCKLINGTON	Legend Ford Coupe 1934	1:25.780	10	10	1.306	0.225	83.05
8	69		Gerard McCOSH	Legend Ford Coupe 1934	1:25.866	6	10	1.392	0.086	82.97
9	55		Ben POWER	Legend Ford Coupe 1934	1:25.918	6	7	1.444	0.052	82.92
10	1		Lawrence DAVEY	Legend Ford Coupe	1:25.995	3	8	1.521	0.077	82.84
11	83		James HOLMAN	Legend Ford Coupe	1:26.304	10	10	1.830	0.309	82.55
12	29		Nathan ANTHONY	Legend Ford Coupe 1934	1:26.334	3	11	1.860	0.030	82.52
13	52		Gareth MARTIN - Transponder N/W	Legend Ford Coupe	1:26.436	4	7	1.962	0.102	82.42
14	34		John BELL	Legend Chevy Coupe	1:26.639	5	10	2.165	0.203	82.23
15	8		Nick BRACE	Legend Ford Coupe	1:26.914	2	8	2.440	0.275	81.97
16	9		Paul SIMMONS - Transponder N/W	Legend Ford Coupe	1:26.979	5	10	2.505	0.065	81.91
17	66		Stephen WHITELEGG	Legend Ford Sedan 1937	1:27.007	4	9	2.533	0.028	81.88
18	33		Chris BELL	Legend Ford Coupe	1:27.446	2	6	2.972	0.439	81.47
19	13		Jack PARKER	Legend Coupe 1934	1:27.963	4	10	3.489	0.517	80.99
20	5		Jessica GWYNNE	Legend Coupe	1:27.980	3	8	3.506	0.017	80.98
21	50		Nick GROUT	Legend Ford Coupe	1:28.599	6	9	4.125	0.619	80.41
22	49		David WARD	Legend Dodge Sedan 1937	1:28.900	5	9	4.426	0.301	80.14
23	24		Andrew WALTON	Legend Ford	1:30.196	6	8	5.722	1.296	78.99
24	47		David JONES	Legend Ford Coupe	1:31.355	6	9	6.881	1.159	77.98

Weather / Track : Sunny / Dry
 These results are provisional until the conclusion of any judicial and technical matters.

Donington Park National
 Circuit Length = 1.9791 miles
 Start: 09:38 End: 09:55

Clerk of Course :		Timekeeper :
-------------------	--	--------------

Legends Cars Championship

QUALIFYING - RACE 1 - SECTOR ANALYSIS

1	Lawrence DAVEY														
1 -	Out	95.2	49.962	98.7	15.920	88.4	1:30.463	5 -	Out	106.0	46.466	105.2	15.751	89.4	4:18.369
2 -	25.528	105.5	46.636	102.8	15.363	92.3	1:27.527	6 -	25.150	104.4	46.105	102.0	15.628	90.6	1:26.883
3 -	24.709	107.5	46.133	102.5	15.153	91.8	1:25.995	7 -	25.055	108.1	50.233	102.0	51.371	82.9	2:06.659
4 -	24.750	105.2	46.539	103.7		In	1:32.284 P	8 -	25.035	104.5	46.465	102.1		In	1:32.464 P
4	John MICKEL														
1 -	Out	87.7	47.657	104.4	15.206	92.5	1:25.393	4 -	24.306	102.8	45.265	104.0	15.206	92.1	1:24.777
2 -	24.280	103.9	45.649	106.7	15.926	85.4	1:25.855	5 -	25.526	101.1	46.552	101.4		In	1:33.529 P
3 -	24.596	102.8	45.689	107.4	15.327	93.1	1:25.612								
5	Jessica GWYNNE														
1 -	Out	83.0	49.785	104.0	16.494	87.6	1:28.408	5 -	25.369	103.1	46.007	104.5		In	1:29.692 P
2 -	26.969	82.2	48.521	103.1	15.943	91.7	1:31.433	6 -	Out	103.1	46.793	101.2	16.180	88.7	3:36.251
3 -	25.464	96.3	46.745	102.6	15.771	89.7	1:27.980	7 -	33.621	99.4	47.584	102.5		In	1:39.320 P
4 -	25.016	103.7	47.089	102.5	16.535	89.1	1:28.640	8 -	Out	95.6	47.009	102.0		In	2:41.294 P
7	Dean BRACE														
1 -	Out	86.8	49.778	96.7	15.833	86.6	1:28.337	6 -	24.732	108.9	44.957	104.5	14.925	93.9	1:24.614
2 -	27.109	87.3	48.604	97.0	15.707	88.9	1:31.420	7 -	24.418	108.9	45.752	107.0	14.950	91.4	1:25.120
3 -	25.917	101.2	45.900	105.2	14.743	95.1	1:26.560	8 -	24.781	106.7	46.027	102.5	15.313	90.5	1:26.121
4 -	24.096	107.0	45.464	108.6	15.583	91.9	1:25.143	9 -	24.964	106.5	45.738	103.7	21.355	75.0	1:32.057
5 -	24.407	109.3	45.656	107.0	14.964	92.2	1:25.027	10 -	26.359	91.1	46.495	91.6		In	1:36.288 P
8	Nick BRACE														
1 -	Out	92.9	47.574	104.4	15.376	92.5	1:25.351	5 -	25.132	108.8	46.298	101.5	15.611	89.5	1:27.041
2 -	25.189	106.4	46.226	103.2	15.499	91.0	1:26.914	6 -	25.281	106.9	46.408	100.6		In	1:31.455 P
3 -	25.226	107.9	46.749	102.9	15.648	91.1	1:27.623	7 -	Out	64.5	55.956	84.0	16.227	93.3	2:43.336
4 -	25.161	108.1	46.435	102.1	15.406	91.3	1:27.002	8 -	24.848	109.3	45.793	104.2		In	1:36.157 P
9	Paul SIMMONS - Transponder N/W														
1 -							1:29.638	6 -							1:27.471
2 -							1:28.859	7 -							1:27.360
3 -							1:28.192	8 -							1:28.742
4 -							1:28.877	9 -							1:28.227
5 -							1:26.979	10 -							1:28.435
11	Simon BELCHER														
1 -	Out	93.3	48.227	100.9	15.818	90.5	1:25.928	6 -	24.557	109.8	45.599	102.6	15.246	91.0	1:25.402
2 -	25.275	92.4	47.131	107.4	15.639	91.3	1:28.045	7 -	24.725	106.2	45.684	107.0	15.184	93.0	1:25.593
3 -	24.249	110.2	46.414	106.4	15.403	94.6	1:26.066	8 -	26.350	102.6	46.310	101.7	15.143	90.6	1:27.803
4 -	24.315	111.3	46.022	105.4	15.028	90.6	1:25.365	9 -	24.656	108.8	45.945	102.1		In	1:33.933 P
5 -	24.621	109.8	45.661	102.3	15.080	90.7	1:25.362								
12	Stephen TREHERNE														
1 -	Out	90.8	46.431	104.9	15.815	94.6	1:25.984	5 -	31.714	90.6	45.476	101.1		In	1:37.823 P
2 -	24.412	106.7	45.732	102.9	15.094	91.4	1:25.238	6 -	Out	104.9	45.059	104.7	14.828	91.7	4:41.095
3 -	24.474	108.4	45.494	102.3	15.076	90.9	1:25.044	7 -	24.540	105.4	44.608	104.0		In	1:32.080 P
4 -	24.499	108.2	44.905	102.6	15.070	90.2	1:24.474								
13	Jack PARKER														
1 -	Out	86.0	49.502	101.4	15.873	90.7	1:29.065	6 -	25.550	99.7	47.640	101.7	17.535	86.5	1:30.725
2 -	26.109	98.5	57.282	101.5	16.919	87.8	1:40.310	7 -	25.442	100.9	47.197	99.1	15.688	89.6	1:28.327
3 -	26.917	97.8	47.944	101.4	18.102	82.7	1:32.963	8 -	25.411	102.3	47.750	98.5	15.570	89.5	1:28.731
4 -	25.683	103.7	46.836	102.9	15.444	90.2	1:27.963	9 -	25.613	97.8	47.486	99.4	16.590	87.9	1:29.689
5 -	25.124	93.2	48.318	100.8	15.904	88.9	1:29.346	10 -	25.543	102.3	47.291	99.7		In	1:34.751 P
16	Richard POCKLINGTON														
1 -	Out	72.3	55.587	74.9	17.824	86.8	1:40.700	6 -	24.337	104.7	46.674	103.2	15.131	90.6	1:26.142
2 -	29.393	87.0	49.147	94.5	16.121	89.6	1:34.661	7 -	24.894	106.4	46.048	103.4	15.135	90.6	1:26.077
3 -	27.008	91.3	47.669	104.2	17.161	89.7	1:31.838	8 -	25.137	103.7	46.259	102.8	16.578	88.0	1:27.974

Weather / Track : Sunny / Dry

Donington Park National
Circuit Length = 1.9791 miles
Start: 09:38 End: 09:55

Legends Cars Championship

QUALIFYING - RACE 1 - SECTOR ANALYSIS

4 -	25.240	99.4	46.570	104.5	In	1:30.733 P	9 -	25.539	92.1	45.936	102.5	15.119	90.5	1:26.594	
5 -		Out 99.7	45.842	107.5	15.629	93.8	10 -	25.001	106.0	45.666	102.3	15.113	90.5	1:25.780	
24	Andrew WALTON														
1 -		Out 73.0	54.470	91.6	17.077	85.3	1:38.434	5 -	26.112	89.4	48.538	98.5	16.912	83.8	1:31.562
2 -	27.507	86.3	49.422	102.1	16.850	82.6	1:33.779	6 -	26.350	92.1	47.355	98.0	16.491	87.3	1:30.196
3 -	27.146	88.8	50.591	102.0	17.151	84.4	1:34.888	7 -	26.390	88.8	50.069	90.6	17.130	76.9	1:33.589
4 -	26.133	87.5	49.154	99.0	16.221	86.6	1:31.508	8 -	29.181	82.1	1:00.738	45.7	In		3:35.911 P
29	Nathan ANTHONY														
1 -		Out 87.8	49.269	97.7	16.399	92.5	1:30.351	7 -	24.858	99.0	1:07.869	86.9	16.707	93.1	1:49.434
2 -	25.424	100.0	46.271	107.0	16.108	89.9	1:27.803	8 -	24.736	100.2	45.922	106.2	15.681	93.4	1:26.339
3 -	24.616	99.9	45.875	106.9	15.843	94.4	1:26.334	9 -	24.969	96.4	45.759	105.0	17.179	91.0	1:27.907
4 -	24.342	101.4	45.610	109.1	16.404	93.1	1:26.356	10 -	24.771	95.1	46.484	105.7	15.931	93.1	1:27.186
5 -	24.590	100.5	45.798	108.8	16.185	92.5	1:26.573	11 -	24.595	97.8	45.997	105.8	15.825	93.0	1:26.417
6 -	24.896	104.0	45.658	107.5	15.837	91.7	1:26.391								
32	Peter MORTON														
1 -		Out 99.6	48.428	107.9	15.940	94.1	1:25.809	4 -	24.529	109.8	45.507	104.9	14.747	92.9	1:24.783
2 -	25.699	109.1	46.588	106.7	15.097	93.7	1:27.384	5 -	24.157	101.2	45.761	104.5	14.992	91.8	1:24.910
3 -	24.720	97.5	48.153	104.7	15.049	92.7	1:27.922	6 -	24.314	107.4	49.785	66.9	In		1:39.396 P
33	Chris BELL														
1 -		Out 93.7	49.472	103.6	16.284	93.3	1:26.963	4 -	25.818	87.8	48.634	103.9	15.717	88.7	1:30.169
2 -	25.094	107.2	46.817	104.7	15.535	90.7	1:27.446	5 -	25.516	101.4	46.824	102.5	16.425	86.0	1:28.765
3 -	24.633	95.6	49.719	90.9	18.469	86.0	1:32.821	6 -	26.015	97.8	47.688	85.2	In		1:43.045 P
34	John BELL														
1 -		Out 79.9	50.056	102.6	16.260	90.2	1:28.180	6 -	24.906	106.7	45.934	102.1	16.563	87.8	1:27.403
2 -	26.470	99.9	48.028	105.0	17.233	87.8	1:31.731	7 -	25.152	105.5	46.490	100.2	15.803	89.6	1:27.445
3 -	25.282	104.0	47.017	104.5	24.874	85.8	1:37.173	8 -	24.681	107.7	46.101	101.5	16.077	89.6	1:26.859
4 -	25.103	107.5	46.829	102.5	15.970	89.7	1:27.902	9 -	24.807	107.7	46.529	101.1	16.706	87.2	1:28.042
5 -	24.814	108.1	46.106	103.4	15.719	90.4	1:26.639	10 -	25.163	106.7	46.127	102.1	15.583	90.4	1:26.873
41	Eliot BUNN														
1 -		Out 85.8	47.598	107.5	15.376	93.1	1:24.784	6 -	25.164	99.7	46.381	101.8	16.184	92.7	1:27.729
2 -	25.367	100.3	45.746	105.2	15.319	93.0	1:26.432	7 -	24.691	102.8	46.889	95.2	In		1:30.631 P
3 -	24.586	103.6	45.711	107.2	15.266	95.8	1:25.563	8 -		Out 101.8	44.998	105.4	16.881	90.0	3:18.352
4 -	24.218	104.7	45.425	108.1	16.088	90.1	1:25.731	9 -	24.790	103.6	45.692	103.7	15.073	92.2	1:25.555
5 -	24.602	100.6	45.710	103.2	15.405	90.0	1:25.717								
47	David JONES														
1 -		Out 75.9	53.841	90.3	17.282	87.0	1:36.528	6 -	26.171	85.8	48.910	101.1	16.274	88.2	1:31.355
2 -	27.149	87.7	51.321	101.4	17.150	86.2	1:35.620	7 -	25.505	98.0	49.563	101.2	30.431	84.7	1:45.499
3 -	27.647	85.5	50.494	102.6	16.691	88.0	1:34.832	8 -	27.664	88.2	49.749	101.1	19.710	82.7	1:37.123
4 -	26.717	88.2	49.288	101.7	16.559	87.3	1:32.564	9 -	27.757	79.2	50.478	99.1	In		1:46.747 P
5 -	26.640	88.8	49.471	101.2	16.449	87.5	1:32.560								
49	David WARD														
1 -		Out 73.3	52.034	104.0	16.602	86.5	1:34.953	6 -	25.722	101.4	47.376	101.8	16.100	87.9	1:29.198
2 -	26.798	86.0	48.551	103.2	15.955	88.6	1:31.304	7 -	25.654	96.1	47.750	99.3	16.210	89.4	1:29.614
3 -	26.178	91.3	47.400	104.2	16.035	90.9	1:29.613	8 -	25.875	93.2	48.420	103.6	16.039	86.7	1:30.334
4 -	25.619	99.3	47.797	102.9	16.243	88.9	1:29.659	9 -	26.232	89.1	48.955	96.1	In		1:39.948 P
5 -	25.363	100.8	47.676	104.0	15.861	89.0	1:28.900								
50	Nick GROUT														
1 -		Out 83.2	50.479	103.1	16.292	88.0	1:29.277	6 -	25.747	97.5	47.073	101.8	15.779	89.9	1:28.599
2 -	26.441	89.6	50.392	103.6	17.134	91.3	1:33.967	7 -	26.217	94.0	47.142	102.3	16.070	88.2	1:29.429
3 -	26.343	90.8	48.778	93.5	16.749	90.4	1:31.870	8 -	27.057	83.4	52.318	102.3	17.333	89.1	1:36.708
4 -	25.776	93.5	48.009	103.2	15.987	89.1	1:29.772	9 -	26.232	90.2	52.646	78.6	In		1:59.057 P
5 -	25.641	97.5	47.765	102.5	15.855	90.4	1:29.261								

Weather / Track : Sunny / Dry

Donington Park National
Circuit Length = 1.9791 miles
Start: 09:38 End: 09:55

Legends Cars Championship
QUALIFYING - RACE 1 - SECTOR ANALYSIS

52	Gareth MARTIN - Transponder N/W														
1 -					1:28.782	5 -						1:27.104			
2 -					1:28.830	6 -						1:33.703			
3 -					1:27.220	7 -		ln		ln		2:09.498 P			
4 -					1:26.436										
55	Ben POWER														
1 -	Out	89.4	48.316	105.0	15.300	91.8	1:26.156	5 -	24.655	107.4	46.559	101.5	15.959	92.1	1:27.173
2 -	25.388	94.7	46.568	103.6	15.320	90.6	1:27.276	6 -	24.737	107.4	46.110	101.5	15.071	91.0	1:25.918
3 -	24.661	106.0	46.704	106.7	15.285	90.6	1:26.650	7 -	25.127	104.9	46.236	101.1	ln		1:32.131 P
4 -	24.391	108.9	46.952	105.4	15.248	91.9	1:26.591								
66	Stephen WHITELEGG														
1 -	Out	88.8	49.864	96.4	16.234	89.9	1:28.515	6 -	24.967	102.5	46.559	101.5	15.658	88.7	1:27.184
2 -	26.485	94.7	47.278	107.9	15.699	89.0	1:29.462	7 -	25.400	98.5	47.382	101.4	15.548	90.0	1:28.330
3 -	24.978	104.9	46.829	103.7	15.626	91.5	1:27.433	8 -	25.302	101.7	48.316	85.2	ln		1:38.555 P
4 -	24.796	105.7	46.789	103.2	15.422	90.2	1:27.007	9 -	Out	102.3	46.913	101.8	ln		3:28.415 P
5 -	25.021	105.5	47.307	102.6	15.629	90.6	1:27.957								
69	Gerard McCOSH														
1 -	Out	96.0	50.070	90.7	16.576	90.0	1:32.292	6 -	24.805	109.1	45.033	103.7	16.028	91.9	1:25.866
2 -	25.430	101.2	46.943	103.7	15.284	91.9	1:27.657	7 -	24.921	109.5	48.405	100.0	16.214	90.7	1:29.540
3 -	24.868	102.9	46.009	105.2	15.514	93.5	1:26.391	8 -	25.158	103.9	46.176	99.9	15.714	91.0	1:27.048
4 -	24.665	106.9	45.441	102.3	16.332	90.1	1:26.438	9 -	24.907	105.8	46.040	101.4	18.293	66.0	1:29.240
5 -	24.756	109.3	45.815	105.4	16.803	89.7	1:27.374	10 -	32.973	66.1	1:04.209	63.9	ln		2:07.900 P
83	James HOLMAN														
1 -	Out	77.6	48.853	102.5	16.432	89.7	1:28.004	6 -	24.985	106.5	46.684	102.3	15.427	90.2	1:27.096
2 -	26.033	96.7	48.859	103.9	15.739	90.5	1:30.631	7 -	25.172	101.5	46.672	103.1	15.200	91.8	1:27.044
3 -	25.146	101.5	47.454	104.7	15.463	90.5	1:28.063	8 -	25.985	92.8	47.820	101.7	15.359	91.1	1:29.164
4 -	25.207	103.9	47.096	102.8	15.465	90.2	1:27.768	9 -	24.805	104.7	45.849	102.5	17.492	85.8	1:28.146
5 -	25.515	105.0	46.665	102.5	15.428	89.9	1:27.608	10 -	25.203	105.8	45.877	103.9	15.224	90.6	1:26.304

Weather / Track : Sunny / Dry

Donington Park National
 Circuit Length = 1.9791 miles
 Start: 09:38 End: 09:55

Legends Cars Championship

QUALIFYING - RACE 1 - BEST SECTOR TIMES

SECTOR 1			SECTOR 2			SECTOR 3			IDEAL / BEST COMPARISON						
POS	NO	NAME	TIME	NO	NAME	TIME	NO	NAME	TIME	POS	NO	NAME	IDEAL	BEST	DIFF
1	7	BRACE	24.096	12	TREHERNE	44.608	7	BRACE	14.743	1	7	BRACE	1:23.796	1:24.614	0.818
2	32	MORTON	24.157	7	BRACE	44.957	32	MORTON	14.747	2	12	TREHERNE	1:23.848	1:24.474	0.626
3	41	BUNN	24.218	41	BUNN	44.998	12	TREHERNE	14.828	3	41	BUNN	1:24.289	1:25.555	1.266
4	11	BELCHER	24.249	69	McCOSH	45.033	11	BELCHER	15.028	4	32	MORTON	1:24.411	1:24.783	0.372
5	4	MICKEL	24.280	4	MICKEL	45.265	55	POWER	15.071	5	4	MICKEL	1:24.751	1:24.777	0.026
6	16	POCKLINGTON	24.337	32	MORTON	45.507	41	BUNN	15.073	6	11	BELCHER	1:24.876	1:25.362	0.486
7	29	ANTHONY	24.342	11	BELCHER	45.599	16	POCKLINGTON	15.113	7	69	McCOSH	1:24.982	1:25.866	0.884
8	55	POWER	24.391	29	ANTHONY	45.610	1	DAVEY	15.153	8	16	POCKLINGTON	1:25.116	1:25.780	0.664
9	12	TREHERNE	24.412	16	POCKLINGTON	45.666	83	HOLMAN	15.200	9	55	POWER	1:25.572	1:25.918	0.346
10	33	BELL	24.633	8	BRACE	45.793	4	MICKEL	15.206	10	29	ANTHONY	1:25.633	1:26.334	0.701
11	69	McCOSH	24.665	83	HOLMAN	45.849	69	McCOSH	15.284	11	83	HOLMAN	1:25.854	1:26.304	0.450
12	34	BELL	24.681	34	BELL	45.934	8	BRACE	15.376	12	1	DAVEY	1:25.967	1:25.995	0.028
13	1	DAVEY	24.709	5	GWYNNE	46.007	66	WHITELEGG	15.422	13	8	BRACE	1:26.017	1:26.914	0.897
14	66	WHITELEGG	24.796	1	DAVEY	46.105	13	PARKER	15.444	14	34	BELL	1:26.198	1:26.639	0.441
15	83	HOLMAN	24.805	55	POWER	46.110	33	BELL	15.535	15	66	WHITELEGG	1:26.777	1:27.007	0.230
16	8	BRACE	24.848	66	WHITELEGG	46.559	34	BELL	15.583	16	5	GWYNNE	1:26.794	1:27.980	1.186
17	5	GWYNNE	25.016	33	BELL	46.817	29	ANTHONY	15.681	17	33	BELL	1:26.985	1:27.446	0.461
18	13	PARKER	25.124	13	PARKER	46.836	5	GWYNNE	15.771	18	13	PARKER	1:27.404	1:27.963	0.559
19	49	WARD	25.363	50	GROUT	47.073	50	GROUT	15.779	19	50	GROUT	1:28.493	1:28.599	0.106
20	47	JONES	25.505	24	WALTON	47.355	49	WARD	15.861	20	49	WARD	1:28.600	1:28.900	0.300
21	50	GROUT	25.641	49	WARD	47.376	24	WALTON	16.221	21	24	WALTON	1:29.688	1:30.196	0.508
22	24	WALTON	26.112	47	JONES	48.910	47	JONES	16.274	22	47	JONES	1:30.689	1:31.355	0.666
23	9	SIMMONS - Transp		9	SIMMONS - Transp		9	SIMMONS - Transp		23	9	SIMMONS - Transp		1:26.979	0.000
24	52	MARTIN - Transpon		52	MARTIN - Transpon		52	MARTIN - Transpon		24	52	MARTIN - Transpon		1:26.436	0.000
													Perfect Lap	1:23.447	

Weather / Track : Sunny / Dry

Donington Park National
Circuit Length = 1.9791 miles
Start: 09:38 End: 09:55

Legends Cars Championship

QUALIFYING - RACE 1 - SPEED TRAPS

SECTOR 1				SECTOR 2			FINISH LINE			
POS	NO	NAME	MPH	NO	NAME	MPH	NO	NAME	MPH	
1	11	Simon BELCHER	111.3	29	Nathan ANTHONY	109.1	41	Eliot BUNN	95.8	
2	32	Peter MORTON	109.8	7	Dean BRACE	108.6	7	Dean BRACE	95.1	
3	69	Gerard McCOSH	109.5	41	Eliot BUNN	108.1	11	Simon BELCHER	94.6	
4	7	Dean BRACE	109.3	32	Peter MORTON	107.9	12	Stephen TREHERNE	94.6	
5	8	Nick BRACE	109.3	66	Stephen WHITELEGG	107.9	29	Nathan ANTHONY	94.4	
6	55	Ben POWER	108.9	16	Richard POCKLINGTON	107.5	32	Peter MORTON	94.1	
7	12	Stephen TREHERNE	108.4	4	John MICKEL	107.4	16	Richard POCKLINGTON	93.8	
8	1	Lawrence DAVEY	108.1	11	Simon BELCHER	107.4	69	Gerard McCOSH	93.5	
9	34	John BELL	108.1	55	Ben POWER	106.7	8	Nick BRACE	93.3	
10	33	Chris BELL	107.2	69	Gerard McCOSH	105.4	33	Chris BELL	93.3	
11	83	James HOLMAN	106.5	1	Lawrence DAVEY	105.2	4	John MICKEL	93.1	
12	16	Richard POCKLINGTON	106.4	34	John BELL	105.0	1	Lawrence DAVEY	92.3	
13	66	Stephen WHITELEGG	105.7	12	Stephen TREHERNE	104.9	55	Ben POWER	92.1	
14	41	Eliot BUNN	105.2	33	Chris BELL	104.7	83	James HOLMAN	91.8	
15	29	Nathan ANTHONY	104.0	83	James HOLMAN	104.7	5	Jessica GWYNNE	91.7	
16	4	John MICKEL	103.9	5	Jessica GWYNNE	104.5	66	Stephen WHITELEGG	91.5	
17	5	Jessica GWYNNE	103.7	8	Nick BRACE	104.4	50	Nick GROUT	91.3	
18	13	Jack PARKER	103.7	49	David WARD	104.2	49	David WARD	90.9	
19	49	David WARD	101.4	50	Nick GROUT	103.6	13	Jack PARKER	90.7	
20	47	David JONES	98.0	13	Jack PARKER	102.9	34	John BELL	90.4	
21	50	Nick GROUT	97.5	47	David JONES	102.6	47	David JONES	88.2	
22	24	Andrew WALTON	92.1	24	Andrew WALTON	102.1	24	Andrew WALTON	87.3	
23										
24										

Weather / Track : Sunny / Dry

Donington Park National
Circuit Length = 1.9791 miles
Start: 09:38 End: 09:55

Legends Cars Championship - Heat 1

RACE 1 - CLASSIFICATION

POS	NO	CL	NAME	ENTRY	LAPS	TIME	GAP	DIFF	MPH	BEST	ON
1	12		Stephen TREHERNE	Legend Ford	5	7:08.362			83.16	1:24.749	3
2	1		Lawrence DAVEY	Legend Ford Coupe	5	7:12.802	4.440	4.440	82.30	1:25.942	3
3	11		Simon BELCHER	Legend Ford Coupe 1934	5	7:14.573	6.211	1.771	81.97	1:25.603	2
4	33		Chris BELL	Legend Ford Coupe	5	7:14.998	6.636	0.425	81.89	1:25.563	2
5	4		John MICKEL	Legend Coupe 1934	5	7:15.066	6.704	0.068	81.88	1:25.376	2
6	66		Stephen WHITELEGG	Legend Ford Sedan 1937	5	7:15.667	7.305	0.601	81.76	1:25.712	2
7	29		Nathan ANTHONY	Legend Ford Coupe 1934	5	7:16.012	7.650	0.345	81.70	1:26.039	5
8	16		Richard POCKLINGTON	Legend Ford Coupe 1934	5	7:16.594	8.232	0.582	81.59	1:25.434	2
9	32		Peter MORTON	Legend Ford Coupe	5	7:17.286	8.924	0.692	81.46	1:26.762	5
10	34		John BELL	Legend Chevy Coupe	5	7:18.332	9.970	1.046	81.26	1:26.233	4
11	55		Ben POWER	Legend Ford Coupe 1934	5	7:18.480	10.118	0.148	81.24	1:26.073	4
12	69		Gerard McCOSH	Legend Ford Coupe 1934	5	7:19.040	10.678	0.560	81.13	1:25.284	4
13	8		Nick BRACE	Legend Ford Coupe	5	7:19.325	10.963	0.285	81.08	1:25.476	4
14	83		James HOLMAN	Legend Ford Coupe	5	7:20.913	12.551	1.588	80.79	1:25.780	4
15	7		Dean BRACE	Legend Ford Coupe	5	7:23.119	14.757	2.206	80.39	1:24.942	4
16	50		Nick GROUT	Legend Ford Coupe	5	7:26.360	17.998	3.241	79.80	1:27.025	2
17	13		Jack PARKER	Legend Coupe 1934	5	7:26.504	18.142	0.144	79.78	1:27.833	2
18	5		Jessica GWYNNE	Legend Coupe	5	7:32.959	24.597	6.455	78.64	1:26.909	5
19	47		David JONES	Legend Ford Coupe	5	7:36.317	27.955	3.358	78.06	1:29.223	5
20	41		Eliot BUNN	Legend Chevy Coupe	5	7:44.215	35.853	7.898	76.73	1:25.726	2

NOT CLASSIFIED

DNF	52		Gareth MARTIN	Legend Ford Coupe	2	3:30.639	3 laps	3 laps	67.64		
DNF	24		Andrew WALTON	Legend Ford	1	1:32.176	4 laps	1 lap	77.29		
DNF	9		Paul SIMMONS	Legend Ford Coupe	0						
DNF	49		David WARD	Legend Dodge Sedan 1937	0						

FASTEST LAP

12			Stephen TREHERNE	Legend Ford	3	1:24.749		84.06 mph		135.29 kph	
----	--	--	-------------------------	-------------	---	----------	--	-----------	--	------------	--

Weather / Track : Sunny / Dry

These results are provisional until the conclusion of any judicial and technical matters.

Donington Park National
Circuit Length = 1.9791 miles
Start: 11:55 End: 12:03

Clerk of Course :		Timekeeper :	
-------------------	--	--------------	--

Legends Cars Championship - Heat 1

RACE 1 - LAP CHART

Lap 1			Lap 2			Lap 3			Lap 4			Lap 5		
No	Behind	Laptime	No	Behind	Laptime	No	Behind	Laptime	No	Behind	Laptime	No	Behind	Laptime
7		1:27.527	12		1:25.379	12		1:24.749	12		1:25.385	12		1:25.158
12	0.164	1:27.691	7	0.369	1:25.912	7	0.617	1:24.997	7	0.174	1:24.942	1	4.440	1:26.239
29	0.516	1:28.043	1	1.571	1:26.525	1	2.764	1:25.942	1	3.359	1:25.980	11	6.211	1:26.246
1	0.589	1:28.116	29	1.724	1:26.751	33	4.264	1:26.561	11	5.123	1:26.170	33	6.636	1:26.329
41	1.573	1:29.100	41	1.756	1:25.726	29	4.281	1:27.306	33	5.465	1:26.586	4	6.704	1:26.267
32	1.763	1:29.290	33	2.452	1:25.563	11	4.338	1:26.521	4	5.595	1:26.415	66	7.305	1:26.381
33	2.432	1:29.959	11	2.566	1:25.603	66	4.490	1:25.912	66	6.082	1:26.977	29	7.650	1:26.039
11	2.506	1:30.033	66	3.327	1:25.712	4	4.565	1:25.798	29	6.769	1:27.873	16	8.232	1:26.419
66	3.158	1:30.685	16	3.422	1:25.434	16	5.289	1:26.616	16	6.971	1:27.067	32	8.924	1:26.762
16	3.531	1:31.058	32	3.506	1:27.286	32	5.625	1:26.868	8	7.102	1:25.476	34	9.970	1:27.377
83	3.677	1:31.204	4	3.516	1:25.376	34	6.903	1:27.077	32	7.320	1:27.080	55	10.118	1:27.463
34	3.678	1:31.205	34	4.575	1:26.440	8	7.011	1:27.066	34	7.751	1:26.233	69	10.678	1:25.614
4	3.683	1:31.210	8	4.694	1:25.954	55	7.125	1:26.920	55	7.813	1:26.073	8	10.963	1:29.019
55	4.251	1:31.778	55	4.954	1:26.246	69	10.323	1:27.803	69	10.222	1:25.284	83	12.551	1:26.836
8	4.283	1:31.810	83	5.759	1:27.625	83	10.478	1:29.468	83	10.873	1:25.780	7	14.757	1:39.741
5	4.408	1:31.935	69	7.269	1:26.612	13	10.824	1:28.238	50	13.621	1:27.227	50	17.998	1:29.535
24	4.649	1:32.176	13	7.335	1:27.833	50	11.779	1:27.979	13	13.723	1:28.284	13	18.142	1:29.577
52	4.944	1:32.471	50	8.549	1:27.025	47	19.109	1:31.067	5	22.846	1:28.198	5	24.597	1:26.909
13	5.045	1:32.572	47	12.791	1:31.366	41	19.911	1:42.904	47	23.890	1:30.166	47	27.955	1:29.223
69	6.200	1:33.727	5	16.571	1:37.706	5	20.033	1:28.211	41	25.775	1:31.249	41	35.853	1:35.236
47	6.968	1:34.495	52	37.569	1:58.168 P									
50	7.067	1:34.594												

Weather / Track : Sunny / Dry

Donington Park National
Circuit Length = 1.9791 miles
Start: 11:55 End: 12:03

Legends Cars Championship - Heat 1

RACE 1 - BEST SECTOR TIMES

SECTOR 1			SECTOR 2			SECTOR 3			IDEAL / BEST COMPARISON						
POS	NO	NAME	TIME	NO	NAME	TIME	NO	NAME	TIME	POS	NO	NAME	IDEAL	BEST	DIFF
1	33	BELL	24.363	7	BRACE	45.117	55	POWER	14.811	1	7	BRACE	1:24.553	1:24.942	0.389
2	16	POCKLINGTON	24.387	12	TREHERNE	45.212	12	TREHERNE	14.906	2	12	TREHERNE	1:24.712	1:24.749	0.037
3	32	MORTON	24.441	8	BRACE	45.300	7	BRACE	14.969	3	11	BELCHER	1:24.984	1:25.603	0.619
4	83	HOLMAN	24.449	69	McCOSH	45.333	69	McCOSH	15.074	4	8	BRACE	1:24.990	1:25.476	0.486
5	8	BRACE	24.455	1	DAVEY	45.352	16	POCKLINGTON	15.077	5	69	McCOSH	1:25.138	1:25.284	0.146
6	7	BRACE	24.467	11	BELCHER	45.398	11	BELCHER	15.103	6	4	MICKEL	1:25.183	1:25.376	0.193
7	11	BELCHER	24.483	4	MICKEL	45.426	83	HOLMAN	15.111	7	1	DAVEY	1:25.199	1:25.942	0.743
8	41	BUNN	24.486	66	WHITELEGG	45.494	1	DAVEY	15.129	8	83	HOLMAN	1:25.309	1:25.780	0.471
9	29	ANTHONY	24.502	29	ANTHONY	45.519	4	MICKEL	15.138	9	16	POCKLINGTON	1:25.316	1:25.434	0.118
10	34	BELL	24.513	33	BELL	45.628	41	BUNN	15.198	10	66	WHITELEGG	1:25.442	1:25.712	0.270
11	66	WHITELEGG	24.516	83	HOLMAN	45.749	8	BRACE	15.235	11	55	POWER	1:25.451	1:26.073	0.622
12	12	TREHERNE	24.594	16	POCKLINGTON	45.852	34	BELL	15.274	12	33	BELL	1:25.453	1:25.563	0.110
13	4	MICKEL	24.619	32	MORTON	46.006	32	MORTON	15.311	13	29	ANTHONY	1:25.611	1:26.039	0.428
14	55	POWER	24.628	55	POWER	46.012	66	WHITELEGG	15.432	14	41	BUNN	1:25.726	1:25.726	0.000
15	1	DAVEY	24.718	50	GROUT	46.014	13	PARKER	15.451	15	32	MORTON	1:25.758	1:26.762	1.004
16	69	McCOSH	24.731	41	BUNN	46.042	33	BELL	15.462	16	34	BELL	1:25.868	1:26.233	0.365
17	50	GROUT	25.000	34	BELL	46.081	5	GWYNNE	15.464	17	50	GROUT	1:26.607	1:27.025	0.418
18	5	GWYNNE	25.093	5	GWYNNE	46.263	29	ANTHONY	15.590	18	5	GWYNNE	1:26.820	1:26.909	0.089
19	13	PARKER	25.254	13	PARKER	46.858	50	GROUT	15.593	19	13	PARKER	1:27.563	1:27.833	0.270
20	47	JONES	25.575	52	MARTIN	47.333	47	JONES	15.618	20	47	JONES	1:29.000	1:29.223	0.223
21	24	WALTON	26.661	24	WALTON	47.437	24	WALTON	16.245	21	52	MARTIN	1:30.292		
22	52	MARTIN	26.714	47	JONES	47.807	52	MARTIN	16.245	22	24	WALTON	1:30.343		

Perfect Lap	1:24.291
-------------	----------

Weather / Track : Sunny / Dry

Donington Park National
Circuit Length = 1.9791 miles
Start: 11:55 End: 12:03

Legends Cars Championship - Heat 1

RACE 1 - SPEED TRAPS

SECTOR 1				SECTOR 2			FINISH LINE			
POS	NO	NAME	MPH	NO	NAME	MPH	NO	NAME	MPH	
1	11	Simon BELCHER	109.5	12	Stephen TREHERNE	111.1	1	Lawrence DAVEY	95.6	
2	33	Chris BELL	108.9	4	John MICKEL	110.7	4	John MICKEL	95.6	
3	7	Dean BRACE	107.4	11	Simon BELCHER	110.7	29	Nathan ANTHONY	94.8	
4	1	Lawrence DAVEY	107.2	29	Nathan ANTHONY	110.0	41	Eliot BUNN	94.6	
5	69	Gerard McCOSH	107.0	8	Nick BRACE	109.5	55	Ben POWER	94.6	
6	32	Peter MORTON	106.9	55	Ben POWER	109.5	16	Richard POCKLINGTON	94.4	
7	12	Stephen TREHERNE	106.0	66	Stephen WHITELEGG	109.5	8	Nick BRACE	94.1	
8	41	Eliot BUNN	105.8	24	Andrew WALTON	109.3	7	Dean BRACE	93.9	
9	83	James HOLMAN	105.5	33	Chris BELL	108.9	11	Simon BELCHER	93.5	
10	8	Nick BRACE	105.0	50	Nick GROUT	108.9	66	Stephen WHITELEGG	93.4	
11	13	Jack PARKER	104.9	52	Gareth MARTIN	108.8	12	Stephen TREHERNE	93.3	
12	34	John BELL	103.7	32	Peter MORTON	108.6	13	Jack PARKER	93.3	
13	4	John MICKEL	103.2	69	Gerard McCOSH	108.1	33	Chris BELL	93.0	
14	16	Richard POCKLINGTON	103.1	1	Lawrence DAVEY	107.9	34	John BELL	93.0	
15	66	Stephen WHITELEGG	102.6	16	Richard POCKLINGTON	107.9	83	James HOLMAN	92.6	
16	50	Nick GROUT	101.2	83	James HOLMAN	107.9	24	Andrew WALTON	92.5	
17	5	Jessica GWYNNE	100.9	34	John BELL	107.5	32	Peter MORTON	92.3	
18	55	Ben POWER	100.8	5	Jessica GWYNNE	107.2	52	Gareth MARTIN	91.9	
19	52	Gareth MARTIN	100.0	47	David JONES	107.2	69	Gerard McCOSH	91.9	
20	29	Nathan ANTHONY	99.0	41	Eliot BUNN	107.0	50	Nick GROUT	91.7	
21	24	Andrew WALTON	98.4	13	Jack PARKER	106.0	5	Jessica GWYNNE	91.0	
22	47	David JONES	96.1	7	Dean BRACE	105.4	47	David JONES	90.4	

Weather / Track : Sunny / Dry

Donington Park National
Circuit Length = 1.9791 miles
Start: 11:55 End: 12:03

Legends Cars Championship - Heat 2

RACE 2 - CLASSIFICATION

POS	NO	CL	NAME	ENTRY	LAPS	TIME	GAP	DIFF	MPH	BEST	ON
1	12		Stephen TREHERNE	Legend Ford	8	14:07.252			67.27	1:24.418	4
2	1		Lawrence DAVEY	Legend Ford Coupe	8	14:14.688	7.436	7.436	66.68	1:25.535	4
3	4		John MICKEL	Legend Coupe 1934	8	14:15.153	7.901	0.465	66.65	1:25.777	6
4	7		Dean BRACE	Legend Ford Coupe	8	14:15.497	8.245	0.344	66.62	1:25.428	4
5	8		Nick BRACE	Legend Ford Coupe	8	14:17.543	10.291	2.046	66.46	1:26.456	4
6	66		Stephen WHITELEGG	Legend Ford Sedan 1937	8	14:17.785	10.533	0.242	66.44	1:26.473	4
7	55		Ben POWER	Legend Ford Coupe 1934	8	14:17.893	10.641	0.108	66.43	1:26.135	4
8	11		Simon BELCHER	Legend Ford Coupe 1934	8	14:24.710	17.458	6.817	65.91	1:25.109	4
9	69		Gerard McCOSH	Legend Ford Coupe 1934	8	14:25.020	17.768	0.310	65.89	1:26.352	4
10	34		John BELL	Legend Chevy Coupe	8	14:26.912	19.660	1.892	65.74	1:26.345	8
11	83		James HOLMAN	Legend Ford Coupe	8	14:29.684	22.432	2.772	65.53	1:27.124	6
12	50		Nick GROUT	Legend Ford Coupe	8	14:35.493	28.241	5.809	65.10	1:28.479	4
13	13		Jack PARKER	Legend Coupe 1934	8	14:35.734	28.482	0.241	65.08	1:27.753	4
14	9		Paul SIMMONS	Legend Ford Coupe	8	14:36.703	29.451	0.969	65.01	1:26.833	5
15	47		David JONES	Legend Ford Coupe	8	14:41.835	34.583	5.132	64.63	1:29.966	8
16	5		Jessica GWYNNE	Legend Coupe	7	14:30.300	1 lap	1 lap	57.30	1:26.726	7
17	41		Eliot BUNN	Legend Chevy Coupe	7	14:43.166	1 lap	12.866	56.47	1:33.694	7

NOT CLASSIFIED

<i>DNF</i>	32		Peter MORTON	Legend Ford Coupe	6	11:25.131	2 laps	1 lap	62.39	1:24.802	5
<i>DNC</i>	33		Chris BELL	Legend Ford Coupe	5	14:11.138	3 laps	1 lap	41.85	1:26.101	3
<i>DNF</i>	16		Richard POCKLINGTON	Legend Ford Coupe 1934	0						
<i>DNF</i>	29		Nathan ANTHONY	Legend Ford Coupe 1934	0						
<i>DNF</i>	49		David WARD	Legend Dodge Sedan 1937	0						

FASTEST LAP

12	Stephen TREHERNE	Legend Ford	4	1:24.418	84.39 mph	135.82 kph
----	-------------------------	-------------	---	----------	-----------	------------

Weather / Track : Sunny / Dry

These results are provisional until the conclusion of any judicial and technical matters.

Donington Park National
Circuit Length = 1.9791 miles
Start: 14:08 End: 14:23

Clerk of Course :		Timekeeper :	
-------------------	--	--------------	--

Legends Cars Championship - Heat 2

RACE 2 - LAP CHART

Lap 1			Lap 2			Lap 3			Lap 4			Lap 5		
No	Behind	Laptime	No	Behind	Laptime	No	Behind	Laptime	No	Behind	Laptime	No	Behind	Laptime
12		1:32.736	12		2:53.937	12		2:35.774	12		1:24.418	12		1:24.943
4	0.124	1:32.860	4	0.849	2:54.662	4	0.362	2:35.287	1	2.288	1:25.535	33	3 LAPS	1:27.143
66	0.728	1:33.464	66	1.990	2:55.199	66	0.705	2:34.489	4	2.726	1:26.782	1	3.681	1:26.336
8	0.982	1:33.718	8	3.242	2:56.197	8	1.007	2:33.539	66	2.760	1:26.473	7	3.752	1:25.877
1	1.577	1:34.313	1	3.996	2:56.356	1	1.171	2:32.949	7	2.818	1:25.428	4	4.710	1:26.927
55	2.436	1:35.172	55	5.429	2:56.930	55	1.594	2:31.939	8	3.045	1:26.456	11	4.910	1:26.348
7	2.931	1:35.667	7	6.427	2:57.433	7	1.808	2:31.155	55	3.311	1:26.135	8	4.960	1:26.858
11	3.535	1:36.271	11	6.827	2:57.229	11	2.814	2:31.761	11	3.505	1:25.109	66	5.034	1:27.217
9	4.234	1:36.970	9	7.877	2:57.580	9	3.822	2:31.719	32	5.520	1:25.457	55	5.050	1:26.682
34	4.884	1:37.620	34	8.402	2:57.455	34	4.377	2:31.749	34	7.633	1:27.674	32	5.379	1:24.802
32	6.438	1:39.174	32	9.475	2:56.974	32	4.481	2:30.780	69	8.022	1:26.352	9	9.918	1:26.833
50	7.369	1:40.105	50	10.908	2:57.476	50	5.877	2:30.743	9	8.028	1:28.624	69	10.344	1:27.265
69	9.634	1:42.370	69	12.352	2:56.655	69	6.088	2:29.510	50	9.938	1:28.479	34	10.737	1:28.047
13	10.570	1:43.306	13	12.973	2:56.340	13	7.125	2:29.926	83	10.305	1:27.562	83	12.977	1:27.615
83	11.172	1:43.908	83	13.546	2:56.311	83	7.161	2:29.389	13	10.460	1:27.753	13	13.489	1:27.972
47	16.526	1:49.262	47	14.350	2:51.761	47	8.451	2:29.875	5	1 LAP	1:27.354	50	14.686	1:29.691
41	19.667	1:52.403	41	15.256	2:49.526	5	1 LAP	4:18.012	47	14.308	1:30.275	5	1 LAP	1:28.259
5	1:20.512	2:53.248 P				41	19.936	2:40.454 P	41	1:14.584	2:19.066	47	19.370	1:30.005
						33	2 LAPS	8:25.217						

Weather / Track : Sunny / Dry

Donington Park National
 Circuit Length = 1.9791 miles
 Start: 14:08 End: 14:23

Legends Cars Championship - Heat 2

RACE 2 - LAP CHART

Lap 6			Lap 7			Lap 8		
No	Behind	Laptime	No	Behind	Laptime	No	Behind	Laptime
12		1:24.980	12		1:25.205	12		1:25.259
33	3 LAPS	1:26.101	33	3 LAPS	1:26.247	33	3 LAPS	1:26.430
1	5.070	1:26.369	1	6.390	1:26.525	1	7.436	1:26.305
7	5.295	1:26.523	7	6.702	1:26.612	4	7.901	1:26.288
4	5.507	1:25.777	4	6.872	1:26.570	7	8.245	1:26.802
8	7.167	1:27.187	8	8.686	1:26.724	8	10.291	1:26.864
66	7.789	1:27.735	66	9.099	1:26.515	66	10.533	1:26.693
55	8.008	1:27.938	55	9.171	1:26.368	55	10.641	1:26.729
32	8.343	1:27.944	11	15.881	1:27.993	11	17.458	1:26.836
41	1 LAP	1:46.803	69	16.219	1:27.989	69	17.768	1:26.808
11	13.093	1:33.163	9	18.260	1:28.946	34	19.660	1:26.345
69	13.435	1:28.071	34	18.574	1:29.486	83	22.432	1:29.043
34	14.293	1:28.536	83	18.648	1:28.732	5	1 LAP	1:26.726
9	14.519	1:29.581	5	1 LAP	1:28.143	50	28.241	1:28.662
83	15.121	1:27.124	50	24.838	1:29.982	13	28.482	1:28.814
5	1 LAP	1:28.558	13	24.927	1:29.201	9	29.451	1:36.450
50	20.061	1:30.355	41	1 LAP	1:41.220	47	34.583	1:29.966
13	20.931	1:32.422	47	29.876	1:30.626	41	1 LAP	1:33.694
47	24.455	1:30.065						

Weather / Track : Sunny / Dry

Donington Park National
 Circuit Length = 1.9791 miles
 Start: 14:08 End: 14:23

Legends Cars Championship - Heat 2

RACE 2 - BEST SECTOR TIMES

SECTOR 1			SECTOR 2			SECTOR 3			IDEAL / BEST COMPARISON						
POS	NO	NAME	TIME	NO	NAME	TIME	NO	NAME	TIME	POS	NO	NAME	IDEAL	BEST	DIFF
1	7	BRACE	24.250	11	BELCHER	44.989	12	TREHERNE	14.983	1	12	TREHERNE	1:24.331	1:24.418	0.087
2	32	MORTON	24.286	12	TREHERNE	44.998	32	MORTON	15.045	2	11	BELCHER	1:24.718	1:25.109	0.391
3	1	DAVEY	24.288	32	MORTON	45.471	1	DAVEY	15.100	3	32	MORTON	1:24.802	1:24.802	0.000
4	66	WHITELEGG	24.304	7	BRACE	45.507	7	BRACE	15.110	4	7	BRACE	1:24.867	1:25.428	0.561
5	12	TREHERNE	24.350	69	McCOSH	45.510	33	BELL	15.185	5	1	DAVEY	1:25.097	1:25.535	0.438
6	11	BELCHER	24.404	55	POWER	45.630	4	MICKEL	15.225	6	4	MICKEL	1:25.424	1:25.777	0.353
7	4	MICKEL	24.444	1	DAVEY	45.709	55	POWER	15.236	7	66	WHITELEGG	1:25.506	1:26.473	0.967
8	8	BRACE	24.516	8	BRACE	45.712	83	HOLMAN	15.246	8	8	BRACE	1:25.513	1:26.456	0.943
9	34	BELL	24.562	4	MICKEL	45.755	8	BRACE	15.285	9	55	POWER	1:25.550	1:26.135	0.585
10	69	McCOSH	24.606	33	BELL	45.778	11	BELCHER	15.325	10	69	McCOSH	1:25.722	1:26.352	0.630
11	55	POWER	24.684	5	GWYNNE	45.807	13	PARKER	15.362	11	33	BELL	1:25.775	1:26.101	0.326
12	33	BELL	24.812	66	WHITELEGG	45.834	66	WHITELEGG	15.368	12	34	BELL	1:26.196	1:26.345	0.149
13	9	SIMMONS	24.861	34	BELL	46.035	34	BELL	15.599	13	5	GWYNNE	1:26.319	1:26.726	0.407
14	5	GWYNNE	24.899	83	HOLMAN	46.061	69	McCOSH	15.606	14	83	HOLMAN	1:26.351	1:27.124	0.773
15	13	PARKER	24.921	13	PARKER	46.144	5	GWYNNE	15.613	15	13	PARKER	1:26.427	1:27.753	1.326
16	83	HOLMAN	25.044	9	SIMMONS	46.238	9	SIMMONS	15.721	16	9	SIMMONS	1:26.820	1:26.833	0.013
17	50	GROUT	25.119	50	GROUT	46.416	47	JONES	15.838	17	50	GROUT	1:27.553	1:28.479	0.926
18	47	JONES	25.550	47	JONES	48.104	50	GROUT	16.018	18	47	JONES	1:29.492	1:29.966	0.474
19	41	BUNN	26.628	41	BUNN	49.646	41	BUNN	16.764	19	41	BUNN	1:33.038	1:33.694	0.656
												Perfect Lap		1:24.222	

Weather / Track : Sunny / Dry

Donington Park National
Circuit Length = 1.9791 miles
Start: 14:08 End: 14:23

Legends Cars Championship - Heat 2
RACE 2 - SPEED TRAPS

SECTOR 1				SECTOR 2			FINISH LINE			
POS	NO	NAME	MPH	NO	NAME	MPH	NO	NAME	MPH	
1	11	Simon BELCHER	109.5	8	Nick BRACE	109.3	4	John MICKEL	95.3	
2	1	Lawrence DAVEY	109.1	4	John MICKEL	108.9	7	Dean BRACE	95.3	
3	32	Peter MORTON	109.1	11	Simon BELCHER	108.8	1	Lawrence DAVEY	95.1	
4	34	John BELL	108.8	66	Stephen WHITELEGG	108.8	11	Simon BELCHER	94.4	
5	7	Dean BRACE	107.9	7	Dean BRACE	108.2	32	Peter MORTON	93.8	
6	69	Gerard McCOSH	107.2	1	Lawrence DAVEY	107.2	8	Nick BRACE	93.5	
7	83	James HOLMAN	107.0	69	Gerard McCOSH	107.2	55	Ben POWER	93.5	
8	9	Paul SIMMONS	106.9	55	Ben POWER	106.9	66	Stephen WHITELEGG	92.5	
9	4	John MICKEL	106.7	83	James HOLMAN	106.9	83	James HOLMAN	92.5	
10	33	Chris BELL	106.0	50	Nick GROUT	106.7	5	Jessica GWYNNE	92.1	
11	8	Nick BRACE	105.2	5	Jessica GWYNNE	106.5	34	John BELL	92.1	
12	55	Ben POWER	104.9	32	Peter MORTON	106.5	13	Jack PARKER	91.8	
13	12	Stephen TREHERNE	104.5	34	John BELL	106.4	69	Gerard McCOSH	91.8	
14	5	Jessica GWYNNE	103.6	9	Paul SIMMONS	106.2	12	Stephen TREHERNE	91.1	
15	13	Jack PARKER	103.6	33	Chris BELL	104.5	50	Nick GROUT	91.0	
16	66	Stephen WHITELEGG	102.9	12	Stephen TREHERNE	104.4	47	David JONES	90.5	
17	50	Nick GROUT	102.6	47	David JONES	104.0	33	Chris BELL	90.4	
18	47	David JONES	97.0	13	Jack PARKER	103.6	9	Paul SIMMONS	90.2	
19	41	Eliot BUNN	94.1	41	Eliot BUNN	100.0	41	Eliot BUNN	84.1	

Weather / Track : Sunny / Dry

Donington Park National
 Circuit Length = 1.9791 miles
 Start: 14:08 End: 14:23

Legends Cars Championship - Heat 2

RACE 5 - CLASSIFICATION

POS	NO	CL	NAME	ENTRY	LAPS	TIME	GAP	DIFF	MPH	BEST	ON
1	7		Dean BRACE	Legend Ford Coupe	8	11:33.394			82.20	1:24.670	2
2	12		Stephen TREHERNE	Legend Ford	8	11:34.085	0.691	0.691	82.11	1:24.103	3
3	55		Ben POWER	Legend Ford Coupe 1934	8	11:39.377	5.983	5.292	81.49	1:25.261	2
4	8		Nick BRACE	Legend Ford Coupe	8	11:39.983	6.589	0.606	81.42	1:25.577	2
5	66		Stephen WHITELEGG	Legend Ford Sedan 1937	8	11:41.133	7.739	1.150	81.29	1:26.133	2
6	33		Chris BELL	Legend Ford Coupe	8	11:41.220	7.826	0.087	81.28	1:25.431	2
7	9		Paul SIMMONS	Legend Ford Coupe	8	11:41.506	8.112	0.286	81.24	1:26.491	7
8	32		Peter MORTON	Legend Ford Coupe	8	11:45.861	12.467	4.355	80.74	1:26.193	2
9	29		Nathan ANTHONY	Legend Ford Coupe 1934	8	11:47.977	14.583	2.116	80.50	1:26.579	8
10	34		John BELL	Legend Chevy Coupe	8	11:48.774	15.380	0.797	80.41	1:26.546	4
11	5		Jessica GWYNNE	Legend Coupe	8	11:48.822	15.428	0.048	80.41	1:25.909	7
12	16		Richard POCKLINGTON	Legend Ford Coupe 1934	8	11:52.573	19.179	3.751	79.98	1:26.971	8
13	83		James HOLMAN	Legend Ford Coupe	8	11:54.203	20.809	1.630	79.80	1:27.674	5
14	69		Gerard McCOSH	Legend Ford Coupe 1934	8	11:56.844	23.450	2.641	79.51	1:25.894	7
15	50		Nick GROUT	Legend Ford Coupe	8	11:57.383	23.989	0.539	79.45	1:27.791	4
16	13		Jack PARKER	Legend Coupe 1934	8	12:03.452	30.058	6.069	78.78	1:26.562	6
17	47		David JONES	Legend Ford Coupe	8	12:08.215	34.821	4.763	78.26	1:29.713	6
18	24		Andrew WALTON	Legend Ford	8	12:09.777	36.383	1.562	78.10	1:29.079	2

NOT CLASSIFIED

DNF	1		Lawrence DAVEY	Legend Ford Coupe	5	7:13.816	3 laps	3 laps	82.11	1:24.614	2
DNF	41		Eliot BUNN	Legend Chevy Coupe	5	7:14.970	3 laps	1.154	81.89	1:26.028	4
DNF	11		Simon BELCHER	Legend Ford Coupe 1934	5	7:39.890	3 laps	24.920	77.46	1:24.243	2
DNF	4		John MICKEL	Legend Coupe 1934	5	7:43.226	3 laps	3.336	76.90	1:25.139	2
DNF	52		Gareth MARTIN	Legend Ford Coupe	0						

FASTEST LAP

12	Stephen TREHERNE	Legend Ford	3	1:24.103	84.71 mph	136.33 kph
----	------------------	-------------	---	----------	-----------	------------

Car 4 - Contravention of Regulation C1.1.5 - formal written reprimand given + 2 penalty points

Weather / Track : Bright / Dry

These results are provisional until the conclusion of any judicial and technical matters.

Donington Park National
Circuit Length = 1.9791 miles
Start: 16:36 End: 16:48

Clerk of Course :		Timekeeper :	
-------------------	--	--------------	--

Legends Cars Championship - Heat 2

RACE 5 - LAP CHART

Lap 1			Lap 2			Lap 3			Lap 4			Lap 5		
No	Behind	Laptime	No	Behind	Laptime	No	Behind	Laptime	No	Behind	Laptime	No	Behind	Laptime
41		1:29.057	41		1:26.458	1		1:25.653	1		1:26.089	1		1:26.045
7	1.859	1:30.916	7	0.071	1:24.670	7	0.220	1:26.316	7	0.074	1:25.943	12	0.073	1:25.910
9	2.285	1:31.342	1	0.514	1:24.614	12	0.330	1:24.103	12	0.208	1:25.967	7	0.147	1:26.118
1	2.358	1:31.415	11	1.037	1:24.243	41	0.702	1:26.869	41	0.641	1:26.028	41	1.154	1:26.558
32	3.223	1:32.280	12	2.394	1:25.130	11	2.601	1:27.731	4	3.638	1:27.022	55	4.534	1:26.644
11	3.252	1:32.309	32	2.958	1:26.193	4	2.705	1:25.841	11	3.677	1:27.165	8	5.002	1:26.534
12	3.722	1:32.779	4	3.031	1:25.139	55	3.132	1:25.785	55	3.935	1:26.892	32	5.558	1:26.645
8	4.296	1:33.353	9	3.322	1:27.495	9	3.647	1:26.492	8	4.513	1:26.567	9	6.074	1:26.671
4	4.350	1:33.407	8	3.415	1:25.577	32	3.812	1:27.021	32	4.958	1:27.235	33	6.334	1:26.851
55	4.711	1:33.768	55	3.514	1:25.261	8	4.035	1:26.787	9	5.448	1:27.890	66	6.547	1:26.668
47	5.481	1:34.538	33	4.956	1:25.431	33	4.448	1:25.659	33	5.528	1:27.169	34	13.575	1:27.800
66	5.554	1:34.611	66	5.229	1:26.133	66	5.211	1:26.149	66	5.924	1:26.802	29	13.727	1:28.563
5	5.849	1:34.906	29	7.209	1:27.606	29	8.990	1:27.948	29	11.209	1:28.308	5	14.391	1:27.597
33	5.983	1:35.040	34	8.098	1:28.073	5	11.220	1:28.577	34	11.820	1:26.546	83	15.330	1:27.674
29	6.061	1:35.118	5	8.810	1:29.419	34	11.363	1:29.432	5	12.839	1:27.708	16	16.354	1:29.436
34	6.483	1:35.540	13	8.919	1:28.251	16	11.376	1:28.390	16	12.963	1:27.676	50	17.936	1:28.927
83	6.891	1:35.948	47	9.125	1:30.102	83	11.826	1:28.710	83	13.701	1:27.964	69	23.225	1:29.901
13	7.126	1:36.183	16	9.153	1:27.742	50	13.352	1:29.235	50	15.054	1:27.791	13	23.557	1:31.091
24	7.525	1:36.582	83	9.283	1:28.850	24	14.647	1:30.668	13	18.511	1:29.386	47	24.886	1:30.735
16	7.869	1:36.926	24	10.146	1:29.079	47	14.948	1:31.990	69	19.369	1:29.995	11	26.074	1:48.442 P
50	8.089	1:37.146	50	10.284	1:28.653	13	15.214	1:32.462	24	20.141	1:31.583	24	26.754	1:32.658
69	8.538	1:37.595	69	10.548	1:28.468	69	15.463	1:31.082	47	20.196	1:31.337	4	29.410	1:51.817 P

Weather / Track : Bright / Dry

Donington Park National
Circuit Length = 1.9791 miles
Start: 16:36 End: 16:48

Legends Cars Championship - Heat 2

RACE 5 - LAP CHART

Lap 6			Lap 7			Lap 8		
No	Behind	Laptime	No	Behind	Laptime	No	Behind	Laptime
7		1:25.334	7		1:26.322	7		1:27.775
12	0.541	1:25.949	12	0.077	1:25.858	12	0.691	1:28.389
55	6.258	1:27.205	55	7.663	1:27.727	55	5.983	1:26.095
32	6.626	1:26.549	8	7.738	1:27.255	8	6.589	1:26.626
8	6.805	1:27.284	66	8.010	1:26.848	66	7.739	1:27.504
66	7.484	1:26.418	33	8.346	1:26.744	33	7.826	1:27.255
33	7.924	1:27.071	9	8.757	1:26.491	9	8.112	1:27.130
9	8.588	1:27.995	32	13.146	1:32.842	32	12.467	1:27.096
34	14.715	1:26.621	34	15.702	1:27.309	29	14.583	1:26.579
29	15.456	1:27.210	29	15.779	1:26.645	34	15.380	1:27.453
5	16.468	1:27.558	5	16.055	1:25.909	5	15.428	1:27.148
83	18.354	1:28.505	16	19.983	1:27.766	16	19.179	1:26.971
16	18.539	1:27.666	83	20.174	1:28.142	83	20.809	1:28.410
50	21.353	1:28.898	50	23.424	1:28.393	69	23.450	1:27.375
69	24.278	1:26.534	69	23.850	1:25.894	50	23.989	1:28.340
13	24.638	1:26.562	13	25.926	1:27.610	13	30.058	1:31.907
47	29.118	1:29.713	47	32.627	1:29.831	47	34.821	1:29.969
24	31.559	1:30.286	24	34.994	1:29.757	24	36.383	1:29.164

Legends Cars Championship - Heat 2

RACE 5 - BEST SECTOR TIMES

SECTOR 1			SECTOR 2			SECTOR 3			IDEAL / BEST COMPARISON						
POS	NO	NAME	TIME	NO	NAME	TIME	NO	NAME	TIME	POS	NO	NAME	IDEAL	BEST	DIFF
1	32	MORTON	23.985	12	TREHERNE	44.548	1	DAVEY	15.036	1	12	TREHERNE	1:23.978	1:24.103	0.125
2	12	TREHERNE	24.086	8	BRACE	44.688	11	BELCHER	15.073	2	11	BELCHER	1:24.152	1:24.243	0.091
3	11	BELCHER	24.215	4	MICKEL	44.712	7	BRACE	15.099	3	1	DAVEY	1:24.434	1:24.614	0.180
4	4	MICKEL	24.252	11	BELCHER	44.864	55	POWER	15.125	4	8	BRACE	1:24.599	1:25.577	0.978
5	55	POWER	24.282	1	DAVEY	45.091	33	BELL	15.279	5	32	MORTON	1:24.627	1:26.193	1.566
6	33	BELL	24.291	32	MORTON	45.103	8	BRACE	15.314	6	7	BRACE	1:24.670	1:24.670	0.000
7	9	SIMMONS	24.296	7	BRACE	45.171	12	TREHERNE	15.344	7	4	MICKEL	1:24.797	1:25.139	0.342
8	1	DAVEY	24.307	33	BELL	45.291	41	BUNN	15.374	8	33	BELL	1:24.861	1:25.431	0.570
9	7	BRACE	24.400	34	BELL	45.352	34	BELL	15.440	9	55	POWER	1:24.979	1:25.261	0.282
10	66	WHITELEGG	24.564	66	WHITELEGG	45.392	66	WHITELEGG	15.452	10	34	BELL	1:25.392	1:26.546	1.154
11	8	BRACE	24.597	9	SIMMONS	45.396	5	GWYNNE	15.464	11	66	WHITELEGG	1:25.408	1:26.133	0.725
12	34	BELL	24.600	69	McCOSH	45.449	29	ANTHONY	15.523	12	9	SIMMONS	1:25.413	1:26.491	1.078
13	29	ANTHONY	24.698	29	ANTHONY	45.483	32	MORTON	15.539	13	41	BUNN	1:25.675	1:26.028	0.353
14	41	BUNN	24.721	55	POWER	45.572	13	PARKER	15.587	14	29	ANTHONY	1:25.704	1:26.579	0.875
15	69	McCOSH	24.724	41	BUNN	45.580	69	McCOSH	15.623	15	69	McCOSH	1:25.796	1:25.894	0.098
16	13	PARKER	24.732	5	GWYNNE	45.609	50	GROUT	15.711	16	5	GWYNNE	1:25.897	1:25.909	0.012
17	83	HOLMAN	24.756	16	POCKLINGTON	45.715	9	SIMMONS	15.721	17	13	PARKER	1:26.358	1:26.562	0.204
18	5	GWYNNE	24.824	50	GROUT	45.841	4	MICKEL	15.833	18	16	POCKLINGTON	1:26.507	1:26.971	0.464
19	16	POCKLINGTON	24.928	13	PARKER	46.039	24	WALTON	15.840	19	83	HOLMAN	1:26.811	1:27.674	0.863
20	24	WALTON	25.271	83	HOLMAN	46.119	16	POCKLINGTON	15.864	20	50	GROUT	1:26.846	1:27.791	0.945
21	50	GROUT	25.294	47	JONES	46.912	47	JONES	15.904	21	24	WALTON	1:28.027	1:29.079	1.052
22	47	JONES	25.371	24	WALTON	46.916	83	HOLMAN	15.936	22	47	JONES	1:28.187	1:29.713	1.526

Perfect Lap	1:23.569
-------------	----------

Weather / Track : Bright / Dry

Donington Park National
Circuit Length = 1.9791 miles
Start: 16:36 End: 16:48

Legends Cars Championship - Heat 2
RACE 5 - SPEED TRAPS

SECTOR 1				SECTOR 2			FINISH LINE		
POS	NO	NAME	MPH	NO	NAME	MPH	NO	NAME	MPH
1	1	Lawrence DAVEY	110.9	1	Lawrence DAVEY	111.3	1	Lawrence DAVEY	94.4
2	32	Peter MORTON	110.4	32	Peter MORTON	110.9	29	Nathan ANTHONY	94.2
3	33	Chris BELL	109.7	29	Nathan ANTHONY	109.8	7	Dean BRACE	94.1
4	12	Stephen TREHERNE	109.5	33	Chris BELL	109.5	12	Stephen TREHERNE	94.1
5	8	Nick BRACE	108.9	34	John BELL	109.1	41	Eliot BUNN	93.7
6	5	Jessica GWYNNE	108.8	12	Stephen TREHERNE	108.9	4	John MICKEL	93.4
7	9	Paul SIMMONS	108.8	8	Nick BRACE	108.8	11	Simon BELCHER	93.1
8	13	Jack PARKER	108.8	9	Paul SIMMONS	108.8	32	Peter MORTON	92.9
9	7	Dean BRACE	108.6	7	Dean BRACE	108.6	55	Ben POWER	92.5
10	4	John MICKEL	108.4	4	John MICKEL	108.4	33	Chris BELL	92.3
11	34	John BELL	108.4	5	Jessica GWYNNE	107.9	9	Paul SIMMONS	92.2
12	55	Ben POWER	107.9	13	Jack PARKER	107.4	50	Nick GROUT	92.2
13	11	Simon BELCHER	107.5	83	James HOLMAN	107.4	8	Nick BRACE	92.1
14	83	James HOLMAN	107.4	16	Richard POCKLINGTON	107.2	16	Richard POCKLINGTON	91.9
15	41	Eliot BUNN	107.2	55	Ben POWER	107.2	66	Stephen WHITELEGG	91.8
16	66	Stephen WHITELEGG	106.7	66	Stephen WHITELEGG	107.0	5	Jessica GWYNNE	91.7
17	69	Gerard McCOSH	105.7	47	David JONES	106.5	13	Jack PARKER	91.7
18	29	Nathan ANTHONY	102.0	24	Andrew WALTON	105.5	24	Andrew WALTON	91.5
19	16	Richard POCKLINGTON	101.5	11	Simon BELCHER	105.2	34	John BELL	91.1
20	24	Andrew WALTON	100.9	50	Nick GROUT	105.2	83	James HOLMAN	91.0
21	47	David JONES	100.9	69	Gerard McCOSH	104.2	69	Gerard McCOSH	90.6
22	50	Nick GROUT	100.8	41	Eliot BUNN	103.7	47	David JONES	88.6

Weather / Track : Bright / Dry

Donington Park National
 Circuit Length = 1.9791 miles
 Start: 16:36 End: 16:48

Legends Cars Championship

WARM UP - CLASSIFICATION

POS	NO	CL	NAME	ENTRY	TIME	ON	LAPS	GAP	DIFF	MPH
1	12		Stephen TREHERNE	Legend Ford	1:23.560	4	5			85.26
2	11		Simon BELCHER	Legend Ford Coupe 1934	1:23.934	5	7	0.374	0.374	84.88
3	7		Dean BRACE	Legend Ford Coupe	1:24.032	5	6	0.472	0.098	84.78
4	66		Stephen WHITELEGG	Legend Ford Sedan 1937	1:24.949	4	5	1.389	0.917	83.86
5	33		Chris BELL	Legend Ford Coupe	1:25.111	6	7	1.551	0.162	83.71
6	1		Lawrence DAVEY	Legend Ford Coupe	1:25.311	5	6	1.751	0.200	83.51
7	13		Jack PARKER	Legend Coupe 1934	1:25.324	5	7	1.764	0.013	83.50
8	34		John BELL	Legend Chevy Coupe	1:25.383	7	7	1.823	0.059	83.44
9	16		Richard POCKLINGTON	Legend Ford Coupe 1934	1:25.415	6	7	1.855	0.032	83.41
10	8		Nick BRACE	Legend Ford Coupe	1:25.596	4	5	2.036	0.181	83.23
11	83		James HOLMAN	Legend Ford Coupe	1:25.617	3	7	2.057	0.021	83.21
12	55		Ben POWER	Legend Ford Coupe 1934	1:25.630	2	6	2.070	0.013	83.20
13	5		Jessica GWYNNE	Legend Coupe	1:25.868	4	5	2.308	0.238	82.97
14	29		Nathan ANTHONY	Legend Ford Coupe 1934	1:25.972	3	6	2.412	0.104	82.87
15	41		Eliot BUNN	Legend Chevy Coupe	1:26.047	2	6	2.487	0.075	82.79
16	9		Paul SIMMONS	Legend Ford Coupe	1:26.077	4	7	2.517	0.030	82.77
17	4		John MICKEL	Legend Coupe 1934	1:26.139	3	3	2.579	0.062	82.71
18	32		Peter MORTON	Legend Ford Coupe	1:26.397	3	5	2.837	0.258	82.46
19	52		Gareth MARTIN	Legend Ford Coupe	1:27.025	3	3	3.465	0.628	81.86
20	49		David WARD	Legend Dodge Sedan 1937	1:27.988	4	6	4.428	0.963	80.97
21	50		Nick GROUT	Legend Ford Coupe	1:29.615	4	5	6.055	1.627	79.50
22	47		David JONES	Legend Ford Coupe	1:30.867	3	4	7.307	1.252	78.40
23	24		Colin POWELL	Legend Ford	1:33.214	3	6	9.654	2.347	76.43

Weather / Track : Sunny / Dry
 These results are provisional until the conclusion of any judicial and technical matters.

Donington Park National
 Circuit Length = 1.9791 miles
 Start: 09:24 End: 09:36

Clerk of Course :		Timekeeper :
-------------------	--	--------------

Legends Cars Championship

WARM UP - SECTOR ANALYSIS

1	Lawrence DAVEY															
1 -	Out	78.1	57.191	73.8	21.216	70.5	1:43.544	4 -	25.043	99.9	45.984	102.1	16.100	91.3	1:27.127	
2 -		30.527	84.9	54.449	81.0	18.614	75.0	1:43.590	5 -	24.776	106.5	45.353	104.5	15.182	91.4	1:25.311
3 -		28.377	88.9	50.089	102.8	15.678	91.4	1:34.144	6 -	26.307	83.5	53.120	76.9	In		1:44.888 P
4	John MICKEL															
1 -	Out	98.0	46.358	104.5	1:40.142	93.7	2:49.001	3 -								1:26.139
2 -		3:14.636	101.4		1:40.090	0.4	4:15.332									
5	Jessica GWYNNE															
1 -	Out	71.7	51.093	103.7	16.136	92.1	1:36.245	4 -	24.753	104.9	45.850	103.2	15.265	91.3		1:25.868
2 -		25.485	106.0	47.030	103.4	15.607	91.5	1:28.122	5 -	25.044	100.3	46.518	101.1	In		1:29.564 P
3 -		24.801	104.2	46.243	103.6	15.242	91.9	1:26.286								
7	Dean BRACE															
1 -	Out	85.3	47.528	105.8	15.879	88.7	1:26.446	4 -	25.541	94.1	48.548	90.1	15.119	93.8		1:29.208
2 -		26.264	85.2	47.482	102.6	15.578	85.3	1:29.324	5 -	24.266	105.0	44.934	105.5	14.832	92.7	1:24.032
3 -		26.052	99.4	47.167	94.0	16.945	84.8	1:30.164	6 -	27.752	72.0	52.106	83.3	In		1:42.454 P
8	Nick BRACE															
1 -							1:26.892	4 -								1:25.596
2 -							1:30.382	5 -			In		In			2:03.094 P
3 -							1:27.718									
9	Paul SIMMONS															
1 -	Out	77.9	49.945	106.7	16.679	92.6	1:31.875	5 -	24.898	102.6	46.142	105.4	15.300	93.1		1:26.340
2 -		25.071	96.3	46.632	106.5	15.809	92.7	1:27.512	6 -	24.627	95.9	45.947	106.5	16.377	88.9	1:26.951
3 -		24.597	103.9	46.197	105.4	15.553	91.7	1:26.347	7 -	25.343	102.0	46.775	102.8	15.601	90.9	1:27.719
4 -		24.736	102.5	45.935	104.7	15.406	91.9	1:26.077								
11	Simon BELCHER															
1 -	Out	97.4	46.612	106.2	14.924	93.9	1:23.818	5 -	24.291	102.6	44.631	106.4	15.012	92.7		1:23.934
2 -		24.180	105.2	45.413	108.1	15.140	94.6	1:24.733	6 -	24.523	107.9	44.926	105.0	15.188	89.6	1:24.637
3 -		24.214	98.5	45.410	109.3	15.327	91.8	1:24.951	7 -	24.529	108.4	44.719	105.5	15.007	92.6	1:24.255
4 -		24.287	108.2	44.852	106.0	15.007	93.1	1:24.146								
12	Stephen TREHERNE															
1 -	Out	93.5	48.124	95.9	16.886	81.6	1:27.768	4 -	24.326	105.8	44.462	107.0	14.772	94.1		1:23.560
2 -		27.107	91.4	48.000	95.7	15.585	92.2	1:30.692	5 -	27.201	86.0	47.324	90.4	In		1:35.795 P
3 -		28.006	96.4	48.533	87.5	15.429	92.6	1:31.968								
13	Jack PARKER															
1 -	Out	82.4	48.096	106.2	15.397	92.3	1:27.010	5 -	24.816	102.5	45.461	104.5	15.047	92.7		1:25.324
2 -		24.945	98.3	45.865	106.2	14.917	93.5	1:25.727	6 -	25.345	104.5	49.717	102.5	15.443	89.7	1:30.505
3 -		25.224	102.0	45.475	108.9	15.536	93.3	1:26.235	7 -	26.306	102.8	45.432	103.9	In		1:32.733 P
4 -		24.431	100.9	46.618	108.4	16.125	90.0	1:27.174								
16	Richard POCKLINGTON															
1 -	Out	92.4	48.429	106.2	15.361	94.1	1:26.112	5 -	Out	95.9	46.174	104.7	15.224	92.5		2:25.076
2 -		24.710	84.5	47.551	107.7	15.241	94.1	1:27.502	6 -	24.868	104.4	45.642	105.0	14.905	92.1	1:25.415
3 -		24.470	97.5	50.028	108.1	15.526	94.2	1:30.024	7 -	30.058	73.4	54.420	83.9	In		1:47.813 P
4 -		24.270	103.2	48.311	88.2	In		1:32.219 P								
24	Colin POWELL															
1 -	Out	76.5	53.740	103.1	16.744	88.0	1:36.119	4 -	27.285	91.6	49.589	96.8	17.869	86.2		1:34.743
2 -		27.323	88.4	50.681	101.7	16.510	87.5	1:34.514	5 -	26.772	90.6	50.553	101.2	In		1:40.057 P
3 -		26.880	91.3	49.575	100.5	16.759	85.8	1:33.214	6 -	Out	93.6	48.644	100.9	In		3:12.130 P
29	Nathan ANTHONY															
1 -	Out	75.1	49.993	105.5	16.923	92.5	1:32.558	4 -	24.599	97.4	45.939	106.2	15.589	93.1		1:26.127

Weather / Track : Sunny / Dry

Donington Park National
Circuit Length = 1.9791 miles
Start: 09:24 End: 09:36

Legends Cars Championship

WARM UP - SECTOR ANALYSIS

2 -	25.252	94.5	46.196	<i>107.0</i>	15.839	93.7	1:27.287	5 -	24.897	95.5	46.335	105.0	15.620	93.4	1:26.852
3 -	24.858	<i>97.8</i>	45.839	106.9	<i>15.275</i>	<i>94.1</i>	1:25.972	6 -	24.785	94.4	<i>45.792</i>	106.0	In		1:33.608 P
32	Peter MORTON														
1 -	Out	89.7	48.352	101.5	15.664	89.5	1:28.060	4 -	25.014	103.9	46.666	102.3	<i>15.115</i>	<i>90.1</i>	1:26.795
2 -	25.222	100.0	47.245	98.5	15.548	89.7	1:28.015	5 -	25.145	106.0	<i>46.134</i>	<i>102.5</i>	15.159	88.4	1:26.438
3 -	<i>24.875</i>	<i>106.9</i>	46.202	<i>102.5</i>	15.320	89.6	1:26.397								
33	Chris BELL														
1 -	Out	86.0	49.024	<i>107.5</i>	15.829	89.5	1:27.707	5 -	24.727	106.0	45.383	102.6	15.587	89.4	1:25.697
2 -	25.248	106.4	45.896	103.9	15.481	<i>90.5</i>	1:26.625	6 -	<i>24.679</i>	106.5	45.441	104.0	<i>14.991</i>	<i>90.5</i>	1:25.111
3 -	24.772	106.4	45.670	103.1	15.136	<i>90.5</i>	1:25.578	7 -	24.787	105.4	45.520	104.0	15.138	90.4	1:25.445
4 -	24.741	<i>106.7</i>	<i>45.380</i>	103.6	15.010	90.4	1:25.131								
34	John BELL														
1 -	Out	83.1	51.912	103.7	16.072	90.4	1:32.565	5 -	24.703	104.9	45.755	107.0	<i>14.973</i>	92.3	1:25.431
2 -	25.307	102.5	46.649	106.5	15.613	92.3	1:27.569	6 -	24.779	106.2	45.637	103.1	15.282	90.2	1:25.698
3 -	25.696	101.7	45.685	<i>108.8</i>	15.446	<i>92.6</i>	1:26.827	7 -	24.644	105.4	<i>45.634</i>	104.2	15.105	91.8	1:25.383
4 -	<i>24.441</i>	<i>107.7</i>	46.637	108.1	15.485	92.3	1:26.563								
41	Eliot BUNN														
1 -	Out	91.8	55.590	103.2	15.840	91.4	1:48.859	4 -	25.320	98.8	46.080	102.6	15.828	92.2	1:27.228
2 -	<i>24.898</i>	99.6	45.910	104.9	15.239	<i>93.1</i>	1:26.047	5 -	25.098	91.2	46.710	103.7	In		1:30.369 P
3 -	25.035	85.4	55.078	97.8	16.266	91.9	1:36.379	6 -	Out	<i>103.1</i>	<i>45.346</i>	<i>107.0</i>	<i>15.151</i>	92.6	3:04.786
47	David JONES														
1 -	Out	74.1	55.846	93.3	18.249	84.5	1:40.055	3 -	<i>26.110</i>	<i>92.2</i>	<i>48.567</i>	<i>103.1</i>	<i>16.190</i>	89.0	1:30.867
2 -	28.422	88.5	50.288	102.0	16.936	<i>89.4</i>	1:35.646	4 -	58.392	47.9	54.334	85.8	In		2:23.063 P
49	David WARD														
1 -	Out	70.6	51.533	102.1	16.972	85.1	1:33.764	4 -	25.318	100.6	46.832	<i>105.0</i>	<i>15.838</i>	<i>91.0</i>	1:27.988
2 -	26.403	95.1	47.734	104.9	16.464	89.9	1:30.601	5 -	25.353	99.0	47.493	102.6	15.925	90.2	1:28.771
3 -	25.407	94.8	<i>46.707</i>	103.6	16.257	90.0	1:28.371	6 -	<i>25.260</i>	<i>100.8</i>	46.780	100.5	In		1:39.241 P
50	Nick GROUT														
1 -	Out	80.3	50.734	99.7	16.761	90.0	1:32.475	4 -	26.494	78.9	<i>46.884</i>	98.5	16.237	92.3	1:29.615
2 -	26.496	89.4	48.567	<i>104.7</i>	<i>15.607</i>	<i>93.1</i>	1:30.670	5 -	<i>25.307</i>	<i>97.5</i>	49.152	90.3	In		1:39.653 P
3 -	25.866	93.5	53.810	59.3	19.888	89.7	1:39.564								
52	Gareth MARTIN														
1 -	Out	91.4	46.962	<i>108.4</i>	15.841	86.9	1:25.288	3 -	<i>25.021</i>	<i>102.3</i>	<i>46.710</i>	103.9	<i>15.294</i>	<i>91.1</i>	1:27.025
2 -	26.100	88.7	46.822	104.2	15.398	91.0	1:28.320								
55	Ben POWER														
1 -	Out	78.0	48.503	103.6	15.153	91.5	1:27.278	4 -	<i>24.263</i>	<i>108.8</i>	47.176	103.1	15.086	89.9	1:26.525
2 -	24.916	105.7	45.819	<i>105.8</i>	<i>14.895</i>	<i>94.5</i>	1:25.630	5 -	24.882	104.9	45.722	102.6	15.190	90.1	1:25.794
3 -	24.897	102.8	<i>45.714</i>	105.2	15.037	94.4	1:25.648	6 -	33.272	67.6	53.920	84.9	In		1:51.573 P
66	Stephen WHITELEGG														
1 -	Out	91.7	49.127	96.7	16.515	89.9	1:28.874	4 -	24.627	<i>108.9</i>	<i>45.252</i>	<i>106.7</i>	<i>15.070</i>	93.0	1:24.949
2 -	25.047	106.2	47.213	102.1	15.229	91.5	1:27.489	5 -	<i>24.427</i>	101.8	1:01.421	65.3	In		1:53.146 P
3 -	25.007	84.2	46.558	106.0	15.142	<i>94.4</i>	1:26.707								
83	James HOLMAN														
1 -	Out	89.4	47.477	<i>105.2</i>	16.172	90.4	1:26.534	5 -	24.906	105.2	46.370	102.0	15.221	90.7	1:26.497
2 -	25.147	106.2	46.011	102.5	15.418	91.1	1:26.576	6 -	24.946	105.8	46.148	100.2	15.243	90.5	1:26.337
3 -	<i>24.800</i>	<i>107.7</i>	<i>45.625</i>	103.9	<i>15.192</i>	<i>92.1</i>	1:25.617	7 -	24.962	105.5	45.913	102.6	15.354	90.2	1:26.229
4 -	24.871	101.5	46.122	102.6	15.279	90.1	1:26.272								

Weather / Track : Sunny / Dry

Donington Park National
Circuit Length = 1.9791 miles
Start: 09:24 End: 09:36

Legends Cars Championship

WARM UP - BEST SECTOR TIMES

SECTOR 1			SECTOR 2			SECTOR 3			IDEAL / BEST COMPARISON						
POS	NO	NAME	TIME	NO	NAME	TIME	NO	NAME	TIME	POS	NO	NAME	IDEAL	BEST	DIFF
1	11	BELCHER	24.180	12	TREHERNE	44.462	12	TREHERNE	14.772	1	12	TREHERNE	1:23.560	1:23.560	0.000
2	55	POWER	24.263	11	BELCHER	44.631	7	BRACE	14.832	2	11	BELCHER	1:23.735	1:23.934	0.199
3	7	BRACE	24.266	7	BRACE	44.934	55	POWER	14.895	3	7	BRACE	1:24.032	1:24.032	0.000
4	16	POCKLINGTON	24.270	66	WHITELEGG	45.252	16	POCKLINGTON	14.905	4	66	WHITELEGG	1:24.749	1:24.949	0.200
5	12	TREHERNE	24.326	41	BUNN	45.346	13	PARKER	14.917	5	13	PARKER	1:24.780	1:25.324	0.544
6	66	WHITELEGG	24.427	1	DAVEY	45.353	11	BELCHER	14.924	6	16	POCKLINGTON	1:24.817	1:25.415	0.598
7	13	PARKER	24.431	33	BELL	45.380	34	BELL	14.973	7	55	POWER	1:24.872	1:25.630	0.758
8	34	BELL	24.441	13	PARKER	45.432	33	BELL	14.991	8	34	BELL	1:25.048	1:25.383	0.335
9	9	SIMMONS	24.597	83	HOLMAN	45.625	66	WHITELEGG	15.070	9	33	BELL	1:25.050	1:25.111	0.061
10	29	ANTHONY	24.599	34	BELL	45.634	32	MORTON	15.115	10	1	DAVEY	1:25.311	1:25.311	0.000
11	33	BELL	24.679	16	POCKLINGTON	45.642	41	BUNN	15.151	11	41	BUNN	1:25.395	1:26.047	0.652
12	5	GWYNNE	24.753	55	POWER	45.714	1	DAVEY	15.182	12	83	HOLMAN	1:25.617	1:25.617	0.000
13	1	DAVEY	24.776	29	ANTHONY	45.792	83	HOLMAN	15.192	13	29	ANTHONY	1:25.666	1:25.972	0.306
14	83	HOLMAN	24.800	5	GWYNNE	45.850	5	GWYNNE	15.242	14	9	SIMMONS	1:25.832	1:26.077	0.245
15	32	MORTON	24.875	9	SIMMONS	45.935	29	ANTHONY	15.275	15	5	GWYNNE	1:25.845	1:25.868	0.023
16	41	BUNN	24.898	32	MORTON	46.134	52	MARTIN	15.294	16	32	MORTON	1:26.124	1:26.397	0.273
17	52	MARTIN	25.021	4	MICKEL	46.358	9	SIMMONS	15.300	17	52	MARTIN	1:27.025	1:27.025	0.000
18	49	WARD	25.260	49	WARD	46.707	50	GROUT	15.607	18	50	GROUT	1:27.798	1:29.615	1.817
19	50	GROUT	25.307	52	MARTIN	46.710	49	WARD	15.838	19	49	WARD	1:27.805	1:27.988	0.183
20	47	JONES	26.110	50	GROUT	46.884	47	JONES	16.190	20	47	JONES	1:30.867	1:30.867	0.000
21	24	POWELL	26.772	47	JONES	48.567	24	POWELL	16.510	21	24	POWELL	1:31.926	1:33.214	1.288
22	4	MICKEL		24	POWELL	48.644	4	MICKEL	1:40.142	22	4	MICKEL		1:26.139	0.000
23	8	BRACE		8	BRACE		8	BRACE		23	8	BRACE		1:25.596	0.000

Perfect Lap	1:23.414
-------------	----------

Weather / Track : Sunny / Dry

Donington Park National
Circuit Length = 1.9791 miles
Start: 09:24 End: 09:36

Legends Cars Championship

WARM UP - SPEED TRAPS

SECTOR 1				SECTOR 2			FINISH LINE		
POS	NO	NAME	MPH	NO	NAME	MPH	NO	NAME	MPH
1	66	Stephen WHITELEGG	108.9	11	Simon BELCHER	109.3	11	Simon BELCHER	94.6
2	55	Ben POWER	108.8	13	Jack PARKER	108.9	55	Ben POWER	94.5
3	11	Simon BELCHER	108.4	34	John BELL	108.8	66	Stephen WHITELEGG	94.4
4	34	John BELL	107.7	52	Gareth MARTIN	108.4	16	Richard POCKLINGTON	94.2
5	83	James HOLMAN	107.7	16	Richard POCKLINGTON	108.1	12	Stephen TREHERNE	94.1
6	32	Peter MORTON	106.9	33	Chris BELL	107.5	29	Nathan ANTHONY	94.1
7	33	Chris BELL	106.7	12	Stephen TREHERNE	107.0	7	Dean BRACE	93.8
8	1	Lawrence DAVEY	106.5	29	Nathan ANTHONY	107.0	4	John MICKEL	93.7
9	5	Jessica GWYNNE	106.0	41	Eliot BUNN	107.0	13	Jack PARKER	93.5
10	12	Stephen TREHERNE	105.8	9	Paul SIMMONS	106.7	9	Paul SIMMONS	93.1
11	7	Dean BRACE	105.0	66	Stephen WHITELEGG	106.7	41	Eliot BUNN	93.1
12	13	Jack PARKER	104.5	7	Dean BRACE	105.8	50	Nick GROUT	93.1
13	16	Richard POCKLINGTON	104.4	55	Ben POWER	105.8	34	John BELL	92.6
14	9	Paul SIMMONS	103.9	83	James HOLMAN	105.2	5	Jessica GWYNNE	92.1
15	41	Eliot BUNN	103.1	49	David WARD	105.0	83	James HOLMAN	92.1
16	52	Gareth MARTIN	102.3	50	Nick GROUT	104.7	1	Lawrence DAVEY	91.4
17	4	John MICKEL	101.4	1	Lawrence DAVEY	104.5	52	Gareth MARTIN	91.1
18	49	David WARD	100.8	4	John MICKEL	104.5	49	David WARD	91.0
19	29	Nathan ANTHONY	97.8	5	Jessica GWYNNE	103.7	33	Chris BELL	90.5
20	50	Nick GROUT	97.5	24	Colin POWELL	103.1	32	Peter MORTON	90.1
21	24	Colin POWELL	93.6	47	David JONES	103.1	47	David JONES	89.4
22	47	David JONES	92.2	32	Peter MORTON	102.5	24	Colin POWELL	88.0
23									

Weather / Track : Sunny / Dry

Donington Park National
Circuit Length = 1.9791 miles
Start: 09:24 End: 09:36

Legends Cars Championship - Heat 1

RACE 8 - CLASSIFICATION

POS	NO	CL	NAME	ENTRY	LAPS	TIME	GAP	DIFF	MPH	BEST	ON
1	12		Stephen TREHERNE	Legend Ford	6	8:25.812			84.51	1:23.589	2
2	7		Dean BRACE	Legend Ford Coupe	6	8:28.122	2.310	2.310	84.12	1:23.496	3
3	33		Chris BELL	Legend Ford Coupe	6	8:29.783	3.971	1.661	83.85	1:23.749	2
4	1		Lawrence DAVEY	Legend Ford Coupe	6	8:30.139	4.327	0.356	83.79	1:23.497	3
5	11		Simon BELCHER	Legend Ford Coupe 1934	6	8:30.408	4.596	0.269	83.75	1:23.649	4
6	66		Stephen WHITELEGG	Legend Ford Sedan 1937	6	8:30.943	5.131	0.535	83.66	1:24.409	4
7	4		John MICKEL	Legend Coupe 1934	6	8:31.028	5.216	0.085	83.65	1:24.249	2
8	32		Peter MORTON	Legend Ford Coupe	6	8:35.607	9.795	4.579	82.90	1:24.526	3
9	29		Nathan ANTHONY	Legend Ford Coupe 1934	6	8:39.355	13.543	3.748	82.30	1:25.131	3
10	8		Nick BRACE	Legend Ford Coupe	6	8:39.511	13.699	0.156	82.28	1:24.943	3
11	9		Paul SIMMONS	Legend Ford Coupe	6	8:41.864	16.052	2.353	81.91	1:25.563	2
12	55		Ben POWER	Legend Ford Coupe 1934	6	8:42.251	16.439	0.387	81.85	1:24.770	2
13	83		James HOLMAN	Legend Ford Coupe	6	8:42.909	17.097	0.658	81.75	1:25.246	2
14	69		Gerard McCOSH	Legend Ford Coupe 1934	6	8:43.302	17.490	0.393	81.68	1:25.214	3
15	52		Gareth MARTIN	Legend Ford Coupe	6	8:43.614	17.802	0.312	81.64	1:25.811	6
16	41		Eliot BUNN	Legend Chevy Coupe	6	8:43.847	18.035	0.233	81.60	1:25.688	2
17	49		David WARD	Legend Dodge Sedan 1937	6	8:51.669	25.857	7.822	80.40	1:26.880	3
18	34		John BELL	Legend Chevy Coupe	6	8:54.570	28.758	2.901	79.96	1:25.104	3
19	24		Colin POWELL	Legend Ford	6	9:26.338	1:00.526	31.768	75.48	1:28.300	2
20	47		David JONES	Legend Ford Coupe	6	9:38.167	1:12.355	11.829	73.93	1:31.432	5

NOT CLASSIFIED

DNF	5		Jessica GWYNNE	Legend Coupe	5	7:26.999	1 lap	1 lap	79.69	1:27.662	2
DNF	16		Richard POCKLINGTON	Legend Ford Coupe 1934	2	2:57.424	4 laps	3 laps	80.31	1:25.656	2
DNF	13		Jack PARKER	Legend Coupe 1934	2	2:57.937	4 laps	0.513	80.08	1:25.511	2
DNF	50		Nick GROUT	Legend Ford Coupe	2	3:02.183	4 laps	4.246	78.21	1:27.801	2

FASTEST LAP

7	Dean BRACE	Legend Ford Coupe	3	1:23.496	85.32 mph	137.32 kph
---	------------	-------------------	---	----------	-----------	------------

Weather / Track : Bright / Dry

These results are provisional until the conclusion of any judicial and technical matters.

Donington Park National
Circuit Length = 1.9791 miles
Start: 11:19 End: 11:29

Clerk of Course :		Timekeeper :	
-------------------	--	--------------	--

Legends Cars Championship - Heat 1

RACE 8 - LAP CHART

Lap 1			Lap 2			Lap 3			Lap 4			Lap 5		
No	Behind	Laptime	No	Behind	Laptime	No	Behind	Laptime	No	Behind	Laptime	No	Behind	Laptime
12		1:26.512	12		1:23.589	12		1:23.875	12		1:23.841	12		1:23.972
1	0.613	1:27.125	1	1.359	1:24.335	1	0.981	1:23.497	7	1.647	1:24.438	7	2.299	1:24.624
66	0.990	1:27.502	7	1.429	1:23.955	7	1.050	1:23.496	1	1.827	1:24.687	1	2.799	1:24.944
7	1.063	1:27.575	4	1.836	1:24.249	4	2.383	1:24.422	11	2.395	1:23.649	4	3.486	1:24.554
4	1.176	1:27.688	11	2.022	1:24.157	11	2.587	1:24.440	4	2.904	1:24.362	33	3.562	1:24.383
11	1.454	1:27.966	66	2.516	1:25.115	33	3.016	1:24.153	33	3.151	1:23.976	11	3.672	1:25.249
5	2.257	1:28.769	33	2.738	1:23.749	66	3.293	1:24.652	66	3.861	1:24.409	66	4.537	1:24.648
33	2.578	1:29.090	32	4.240	1:24.801	32	4.891	1:24.526	32	6.359	1:25.309	32	8.040	1:25.653
32	3.028	1:29.540	41	5.244	1:25.688	41	7.388	1:26.019	29	9.285	1:25.660	29	10.951	1:25.638
41	3.145	1:29.657	55	5.325	1:24.770	29	7.466	1:25.131	8	9.826	1:25.801	8	11.129	1:25.275
55	4.144	1:30.656	29	6.210	1:25.575	8	7.866	1:24.943	55	10.423	1:26.137	9	13.174	1:26.625
29	4.224	1:30.736	5	6.330	1:27.662	55	8.127	1:26.677	41	10.442	1:26.895	41	13.200	1:26.730
9	4.476	1:30.988	9	6.450	1:25.563	9	8.543	1:25.968	9	10.521	1:25.819	34	14.054	1:27.209
8	4.585	1:31.097	8	6.798	1:25.802	34	8.615	1:25.104	34	10.817	1:26.043	55	14.950	1:28.499
16	5.256	1:31.768	16	7.323	1:25.656	52	10.499	1:26.137	52	13.805	1:27.147	83	15.395	1:25.465
34	5.361	1:31.873	34	7.386	1:25.614	83	10.981	1:25.931	83	13.902	1:26.762	69	15.604	1:25.436
52	5.836	1:32.348	13	7.836	1:25.511	69	11.297	1:25.214	69	14.140	1:26.684	52	16.014	1:26.181
13	5.914	1:32.426	52	8.237	1:25.990	5	14.309	1:31.854	49	19.010	1:28.056	49	22.619	1:27.581
83	7.268	1:33.780	83	8.925	1:25.246	49	14.795	1:26.880	5	19.654	1:29.186	5	25.210	1:29.528 P
49	7.775	1:34.287	69	9.958	1:25.480	24	19.283	1:29.473	24	25.297	1:29.855	24	49.664	1:48.339
50	7.870	1:34.382	49	11.790	1:27.604	47	47.207	1:33.609	47	56.654	1:33.288	47	1:04.114	1:31.432
69	8.067	1:34.579	50	12.082	1:27.801									
24	8.974	1:35.486	24	13.685	1:28.300									
47	29.303	1:55.815	47	37.473	1:31.759									

Weather / Track : Bright / Dry

Donington Park National
Circuit Length = 1.9791 miles
Start: 11:19 End: 11:29

Legends Cars Championship - Heat 1

RACE 8 - LAP CHART

Lap 6		
No	Behind	Laptime
12		1:24.023
7	2.310	1:24.034
33	3.971	1:24.432
1	4.327	1:25.551
11	4.596	1:24.947
66	5.131	1:24.617
4	5.216	1:25.753
32	9.795	1:25.778
29	13.543	1:26.615
8	13.699	1:26.593
9	16.052	1:26.901
55	16.439	1:25.512
83	17.097	1:25.725
69	17.490	1:25.909
52	17.802	1:25.811
41	18.035	1:28.858
49	25.857	1:27.261
34	28.758	1:38.727
24	1:00.526	1:34.885
47	1:12.355	1:32.264

Weather / Track : Bright / Dry

Donington Park National
Circuit Length = 1.9791 miles
Start: 11:19 End: 11:29

Legends Cars Championship - Heat 1

RACE 8 - BEST SECTOR TIMES

SECTOR 1			SECTOR 2			SECTOR 3			IDEAL / BEST COMPARISON						
POS	NO	NAME	TIME	NO	NAME	TIME	NO	NAME	TIME	POS	NO	NAME	IDEAL	BEST	DIFF
1	11	BELCHER	23.932	7	BRACE	44.432	12	TREHERNE	14.652	1	7	BRACE	1:23.314	1:23.496	0.182
2	66	WHITELEGG	23.957	1	DAVEY	44.494	1	DAVEY	14.787	2	1	DAVEY	1:23.322	1:23.497	0.175
3	33	BELL	24.020	12	TREHERNE	44.639	7	BRACE	14.791	3	12	TREHERNE	1:23.497	1:23.589	0.092
4	1	DAVEY	24.041	11	BELCHER	44.729	32	MORTON	14.863	4	11	BELCHER	1:23.541	1:23.649	0.108
5	7	BRACE	24.091	33	BELL	44.738	66	WHITELEGG	14.870	5	33	BELL	1:23.638	1:23.749	0.111
6	4	MICKEL	24.121	4	MICKEL	44.757	11	BELCHER	14.880	6	66	WHITELEGG	1:23.779	1:24.409	0.630
7	32	MORTON	24.168	8	BRACE	44.757	33	BELL	14.880	7	4	MICKEL	1:23.802	1:24.249	0.447
8	8	BRACE	24.193	69	McCOSH	44.888	4	MICKEL	14.924	8	8	BRACE	1:24.212	1:24.943	0.731
9	12	TREHERNE	24.206	66	WHITELEGG	44.952	83	HOLMAN	14.980	9	32	MORTON	1:24.268	1:24.526	0.258
10	41	BUNN	24.222	29	ANTHONY	44.959	69	McCOSH	15.049	10	69	McCOSH	1:24.355	1:25.214	0.859
11	9	SIMMONS	24.275	55	POWER	44.973	34	BELL	15.105	11	29	ANTHONY	1:24.510	1:25.131	0.621
12	29	ANTHONY	24.286	52	MARTIN	45.185	5	GWYNNE	15.136	12	41	BUNN	1:24.640	1:25.688	1.048
13	55	POWER	24.302	32	MORTON	45.237	41	BUNN	15.165	13	55	POWER	1:24.722	1:24.770	0.048
14	34	BELL	24.347	41	BUNN	45.253	9	SIMMONS	15.175	14	52	MARTIN	1:24.781	1:25.811	1.030
15	52	MARTIN	24.347	83	HOLMAN	45.385	52	MARTIN	15.249	15	83	HOLMAN	1:24.807	1:25.246	0.439
16	69	McCOSH	24.418	34	BELL	45.463	8	BRACE	15.262	16	34	BELL	1:24.915	1:25.104	0.189
17	83	HOLMAN	24.442	16	POCKLINGTON	45.475	29	ANTHONY	15.265	17	9	SIMMONS	1:25.154	1:25.563	0.409
18	13	PARKER	24.469	13	PARKER	45.672	13	PARKER	15.370	18	13	PARKER	1:25.511	1:25.511	0.000
19	5	GWYNNE	24.511	9	SIMMONS	45.704	55	POWER	15.447	19	16	POCKLINGTON	1:25.656	1:25.656	0.000
20	16	POCKLINGTON	24.627	49	WARD	45.998	50	GROUT	15.533	20	5	GWYNNE	1:25.921	1:27.662	1.741
21	49	WARD	25.036	50	GROUT	46.251	16	POCKLINGTON	15.554	21	49	WARD	1:26.640	1:26.880	0.240
22	24	POWELL	25.520	5	GWYNNE	46.274	49	WARD	15.606	22	50	GROUT	1:27.801	1:27.801	0.000
23	50	GROUT	26.017	24	POWELL	46.961	24	POWELL	15.774	23	24	POWELL	1:28.255	1:28.300	0.045
24	47	JONES	26.038	47	JONES	49.057	47	JONES	16.058	24	47	JONES	1:31.153	1:31.432	0.279
											Perfect Lap		1:23.016		

Weather / Track : Bright / Dry

Donington Park National
Circuit Length = 1.9791 miles
Start: 11:19 End: 11:29

Legends Cars Championship - Heat 1
RACE 8 - SPEED TRAPS

SECTOR 1				SECTOR 2			FINISH LINE			
POS	NO	NAME	MPH	NO	NAME	MPH	NO	NAME	MPH	
1	1	Lawrence DAVEY	111.1	16	Richard POCKLINGTON	112.4	4	John MICKEL	96.6	
2	33	Chris BELL	111.1	7	Dean BRACE	112.0	11	Simon BELCHER	96.1	
3	11	Simon BELCHER	110.4	11	Simon BELCHER	112.0	34	John BELL	95.9	
4	55	Ben POWER	109.8	8	Nick BRACE	111.7	29	Nathan ANTHONY	95.8	
5	8	Nick BRACE	109.7	34	John BELL	111.7	7	Dean BRACE	95.3	
6	83	James HOLMAN	109.1	9	Paul SIMMONS	110.9	1	Lawrence DAVEY	95.2	
7	34	John BELL	108.9	29	Nathan ANTHONY	110.9	33	Chris BELL	94.9	
8	7	Dean BRACE	108.2	55	Ben POWER	110.9	8	Nick BRACE	94.8	
9	12	Stephen TREHERNE	108.1	4	John MICKEL	110.7	13	Jack PARKER	94.6	
10	13	Jack PARKER	107.4	33	Chris BELL	109.8	41	Eliot BUNN	94.6	
11	32	Peter MORTON	107.2	41	Eliot BUNN	109.3	16	Richard POCKLINGTON	94.2	
12	69	Gerard McCOSH	107.2	1	Lawrence DAVEY	109.1	66	Stephen WHITELEGG	94.2	
13	4	John MICKEL	107.0	5	Jessica GWYNNE	108.9	9	Paul SIMMONS	93.9	
14	66	Stephen WHITELEGG	106.7	49	David WARD	108.9	55	Ben POWER	93.8	
15	52	Gareth MARTIN	105.4	50	Nick GROUT	108.9	69	Gerard McCOSH	93.7	
16	9	Paul SIMMONS	104.7	52	Gareth MARTIN	108.9	83	James HOLMAN	93.5	
17	16	Richard POCKLINGTON	104.2	32	Peter MORTON	108.6	50	Nick GROUT	93.3	
18	41	Eliot BUNN	104.2	66	Stephen WHITELEGG	108.6	32	Peter MORTON	92.9	
19	5	Jessica GWYNNE	103.9	69	Gerard McCOSH	108.4	52	Gareth MARTIN	92.7	
20	29	Nathan ANTHONY	102.6	13	Jack PARKER	107.4	12	Stephen TREHERNE	92.5	
21	24	Colin POWELL	101.4	83	James HOLMAN	107.2	49	David WARD	92.1	
22	49	David WARD	100.0	24	Colin POWELL	106.0	5	Jessica GWYNNE	91.7	
23	47	David JONES	92.8	12	Stephen TREHERNE	104.7	24	Colin POWELL	90.4	
24	50	Nick GROUT	92.8	47	David JONES	103.1	47	David JONES	88.6	

Weather / Track : Bright / Dry

Donington Park National
 Circuit Length = 1.9791 miles
 Start: 11:19 End: 11:29

Legends Cars Championship - Heat 2

RACE 12 - CLASSIFICATION

POS	NO	CL	NAME	ENTRY	LAPS	TIME	GAP	DIFF	MPH	BEST	ON
1	7		Dean BRACE	Legend Ford Coupe	6	8:32.212			83.45	1:24.282	3
2	55		Ben POWER	Legend Ford Coupe 1934	6	8:32.513	0.301	0.301	83.40	1:24.333	6
3	12		Stephen TREHERNE	Legend Ford	6	8:32.710	0.498	0.197	83.37	1:23.482	5
4	4		John MICKEL	Legend Coupe 1934	6	8:35.133	2.921	2.423	82.98	1:24.620	4
5	41		Eliot BUNN	Legend Chevy Coupe	6	8:35.212	3.000	0.079	82.97	1:24.637	5
6	11		Simon BELCHER	Legend Ford Coupe 1934	6	8:38.769	6.557	3.557	82.40	1:24.626	4
7	32		Peter MORTON	Legend Ford Coupe	6	8:39.455	7.243	0.686	82.29	1:25.019	4
8	29		Nathan ANTHONY	Legend Ford Coupe 1934	6	8:40.249	8.037	0.794	82.16	1:25.934	3
9	66		Stephen WHITELEGG	Legend Ford Sedan 1937	6	8:40.851	8.639	0.602	82.07	1:24.856	6
10	9		Paul SIMMONS	Legend Ford Coupe	6	8:41.238	9.026	0.387	82.01	1:24.743	6
11	8		Nick BRACE	Legend Ford Coupe	6	8:41.750	9.538	0.512	81.93	1:24.893	6
12	5		Jessica GWYNNE	Legend Coupe	6	8:42.158	9.946	0.408	81.86	1:25.039	6
13	69		Gerard McCOSH	Legend Ford Coupe 1934	6	8:43.243	11.031	1.085	81.69	1:24.695	6
14	33		Chris BELL	Legend Ford Coupe	6	8:45.618	13.406	2.375	81.32	1:25.757	3
15	52		Gareth MARTIN	Legend Ford Coupe	6	8:46.547	14.335	0.929	81.18	1:25.623	4
16	13		Jack PARKER	Legend Coupe 1934	6	8:48.749	16.537	2.202	80.84	1:25.770	3
17	49		David WARD	Legend Dodge Sedan 1937	6	8:50.764	18.552	2.015	80.54	1:26.411	6
18	24		Colin POWELL	Legend Ford	6	9:01.690	29.478	10.926	78.91	1:28.816	3
19	47		David JONES	Legend Ford Coupe	6	9:01.887	29.675	0.197	78.88	1:28.611	4
20	34		John BELL	Legend Chevy Coupe	6	9:12.105	39.893	10.218	77.42	1:26.232	5
21	16		Richard POCKLINGTON	Legend Ford Coupe 1934	6	9:14.909	42.697	2.804	77.03	1:24.519	3

NOT CLASSIFIED

DNF 1	Lawrence DAVEY	Legend Ford Coupe	1	1:30.341	5 laps	5 laps	78.86
DNF 83	James HOLMAN	Legend Ford Coupe	0				

FASTEST LAP

12	Stephen TREHERNE	Legend Ford	5	1:23.482	85.34 mph	137.34 kph
----	------------------	-------------	---	----------	-----------	------------

Weather / Track : Bright / Dry

These results are provisional until the conclusion of any judicial and technical matters.

Donington Park National
Circuit Length = 1.9791 miles
Start: 15:00 End: 15:09

Clerk of Course :		Timekeeper :	
-------------------	--	--------------	--

Legends Cars Championship - Heat 2

RACE 12 - LAP CHART

Lap 1			Lap 2			Lap 3			Lap 4			Lap 5		
No	Behind	Laptime	No	Behind	Laptime	No	Behind	Laptime	No	Behind	Laptime	No	Behind	Laptime
55		1:28.700	7		1:24.428	7		1:24.282	7		1:24.354	7		1:24.489
41	1.079	1:29.779	55	0.325	1:26.047	55	0.435	1:24.392	55	0.739	1:24.658	55	0.633	1:24.383
29	1.151	1:29.851	41	0.570	1:25.213	41	1.415	1:25.127	4	2.055	1:24.620	12	1.124	1:23.482
7	1.294	1:29.994	4	1.404	1:25.697	4	1.789	1:24.667	12	2.131	1:23.901	4	2.597	1:25.031
4	1.429	1:30.129	29	1.793	1:26.364	12	2.584	1:23.492	41	2.567	1:25.506	41	2.715	1:24.637
16	1.592	1:30.292	16	3.301	1:27.431	29	3.445	1:25.934	16	4.545	1:25.361	11	6.307	1:24.999
1	1.641	1:30.341	12	3.374	1:26.047	16	3.538	1:24.519	29	5.046	1:25.955	29	6.630	1:26.073
9	2.035	1:30.735	32	3.498	1:25.822	32	5.026	1:25.810	32	5.691	1:25.019	32	6.774	1:25.572
12	3.049	1:31.749	33	3.621	1:26.132	33	5.096	1:25.757	11	5.797	1:24.626	66	8.448	1:26.298
13	3.090	1:31.790	9	3.675	1:27.362	9	5.469	1:26.076	66	6.639	1:25.038	9	8.948	1:25.833
33	3.211	1:31.911	11	4.017	1:25.407	11	5.525	1:25.790	9	7.604	1:26.489	8	9.310	1:26.037
32	3.398	1:32.098	66	4.656	1:26.380	66	5.955	1:25.581	8	7.762	1:26.072	5	9.572	1:25.812
8	3.916	1:32.616	13	4.765	1:27.397	8	6.044	1:25.393	5	8.249	1:25.726	33	10.699	1:26.342
66	3.998	1:32.698	8	4.933	1:26.739	13	6.253	1:25.770	33	8.846	1:28.104	69	11.001	1:26.414
11	4.332	1:33.032	5	5.378	1:26.494	5	6.877	1:25.781	13	8.878	1:26.979	13	11.329	1:26.940
5	4.606	1:33.306	34	5.454	1:26.533	69	7.949	1:26.056	69	9.076	1:25.481	52	11.979	1:27.054
34	4.643	1:33.343	52	5.672	1:26.061	52	8.145	1:26.755	52	9.414	1:25.623	16	16.695	1:36.639
69	5.269	1:33.969	69	6.175	1:26.628	49	12.141	1:26.710	49	14.509	1:26.722	49	16.806	1:26.786
52	5.333	1:34.033	49	9.713	1:28.512	24	14.553	1:28.816	24	19.284	1:29.085	24	24.246	1:29.451
24	5.598	1:34.298	24	10.019	1:30.143	47	16.455	1:30.678	47	20.712	1:28.611	47	24.881	1:28.658
47	6.690	1:35.390	47	10.059	1:29.091	34	33.382	1:52.210	34	36.106	1:27.078	34	37.849	1:26.232
49	6.923	1:35.623												

Weather / Track : Bright / Dry

Donington Park National
Circuit Length = 1.9791 miles
Start: 15:00 End: 15:09

Legends Cars Championship - Heat 2

RACE 12 - LAP CHART

Lap 6		
No	Behind	Laptime
7		1:24.665
55	0.301	1:24.333
12	0.498	1:24.039
4	2.921	1:24.989
41	3.000	1:24.950
11	6.557	1:24.915
32	7.243	1:25.134
29	8.037	1:26.072
66	8.639	1:24.856
9	9.026	1:24.743
8	9.538	1:24.893
5	9.946	1:25.039
69	11.031	1:24.695
33	13.406	1:27.372
52	14.335	1:27.021
13	16.537	1:29.873
49	18.552	1:26.411
24	29.478	1:29.897
47	29.675	1:29.459
34	39.893	1:26.709
16	42.697	1:50.667 P

Weather / Track : Bright / Dry

Donington Park National
Circuit Length = 1.9791 miles
Start: 15:00 End: 15:09

Legends Cars Championship - Heat 2

RACE 12 - BEST SECTOR TIMES

SECTOR 1			SECTOR 2			SECTOR 3			IDEAL / BEST COMPARISON						
POS	NO	NAME	TIME	NO	NAME	TIME	NO	NAME	TIME	POS	NO	NAME	IDEAL	BEST	DIFF
1	12	TREHERNE	23.931	12	TREHERNE	44.114	16	POCKLINGTON	14.764	1	12	TREHERNE	1:22.810	1:23.482	0.672
2	4	MICKEL	24.096	69	McCOSH	44.791	12	TREHERNE	14.765	2	55	POWER	1:24.036	1:24.333	0.297
3	11	BELCHER	24.152	41	BUNN	44.807	7	BRACE	14.845	3	7	BRACE	1:24.038	1:24.282	0.244
4	9	SIMMONS	24.226	7	BRACE	44.866	66	WHITELEGG	14.859	4	41	BUNN	1:24.128	1:24.637	0.509
5	8	BRACE	24.276	55	POWER	44.878	55	POWER	14.862	5	11	BELCHER	1:24.211	1:24.626	0.415
6	5	GWYNNE	24.281	33	BELL	44.892	9	SIMMONS	14.871	6	4	MICKEL	1:24.222	1:24.620	0.398
7	66	WHITELEGG	24.288	4	MICKEL	44.938	32	MORTON	14.965	7	66	WHITELEGG	1:24.404	1:24.856	0.452
8	55	POWER	24.296	11	BELCHER	44.965	41	BUNN	15.015	8	69	McCOSH	1:24.415	1:24.695	0.280
9	41	BUNN	24.306	32	MORTON	45.101	8	BRACE	15.085	9	16	POCKLINGTON	1:24.436	1:24.519	0.083
10	7	BRACE	24.327	16	POCKLINGTON	45.110	11	BELCHER	15.094	10	32	MORTON	1:24.464	1:25.019	0.555
11	32	MORTON	24.398	8	BRACE	45.171	69	McCOSH	15.138	11	9	SIMMONS	1:24.530	1:24.743	0.213
12	29	ANTHONY	24.411	66	WHITELEGG	45.257	4	MICKEL	15.188	12	8	BRACE	1:24.532	1:24.893	0.361
13	33	BELL	24.443	5	GWYNNE	45.390	52	MARTIN	15.295	13	33	BELL	1:24.924	1:25.757	0.833
14	69	McCOSH	24.486	9	SIMMONS	45.433	34	BELL	15.300	14	5	GWYNNE	1:24.990	1:25.039	0.049
15	16	POCKLINGTON	24.562	13	PARKER	45.437	29	ANTHONY	15.301	15	29	ANTHONY	1:25.335	1:25.934	0.599
16	52	MARTIN	24.600	52	MARTIN	45.583	13	PARKER	15.318	16	13	PARKER	1:25.432	1:25.770	0.338
17	13	PARKER	24.677	1	DAVEY	45.615	5	GWYNNE	15.319	17	52	MARTIN	1:25.478	1:25.623	0.145
18	1	DAVEY	24.681	29	ANTHONY	45.623	49	WARD	15.474	18	34	BELL	1:25.822	1:26.232	0.410
19	49	WARD	24.764	34	BELL	45.638	33	BELL	15.589	19	1	DAVEY	1:26.196		
20	34	BELL	24.884	49	WARD	46.003	24	POWELL	15.743	20	49	WARD	1:26.241	1:26.411	0.170
21	24	POWELL	25.228	47	JONES	46.914	47	JONES	15.803	21	47	JONES	1:27.956	1:28.611	0.655
22	47	JONES	25.239	24	POWELL	47.536	1	DAVEY	15.900	22	24	POWELL	1:28.507	1:28.816	0.309

Perfect Lap	1:22.809
-------------	----------

Weather / Track : Bright / Dry

Donington Park National
Circuit Length = 1.9791 miles
Start: 15:00 End: 15:09

Legends Cars Championship - Heat 2

RACE 12 - SPEED TRAPS

SECTOR 1				SECTOR 2			FINISH LINE			
POS	NO	NAME	MPH	NO	NAME	MPH	NO	NAME	MPH	
1	66	Stephen WHITELEGG	110.6	33	Chris BELL	112.0	41	Eliot BUNN	95.6	
2	12	Stephen TREHERNE	109.7	8	Nick BRACE	111.8	8	Nick BRACE	95.3	
3	69	Gerard McCOSH	109.5	11	Simon BELCHER	111.8	11	Simon BELCHER	95.2	
4	32	Peter MORTON	108.9	66	Stephen WHITELEGG	111.7	4	John MICKEL	95.1	
5	55	Ben POWER	108.9	1	Lawrence DAVEY	111.5	12	Stephen TREHERNE	95.1	
6	7	Dean BRACE	108.8	32	Peter MORTON	111.5	34	John BELL	94.9	
7	4	John MICKEL	108.1	4	John MICKEL	111.3	29	Nathan ANTHONY	94.8	
8	11	Simon BELCHER	108.1	12	Stephen TREHERNE	111.3	16	Richard POCKLINGTON	94.6	
9	34	John BELL	108.1	29	Nathan ANTHONY	110.0	52	Gareth MARTIN	94.6	
10	5	Jessica GWYNNE	107.5	7	Dean BRACE	109.8	7	Dean BRACE	94.5	
11	9	Paul SIMMONS	107.0	34	John BELL	109.8	1	Lawrence DAVEY	94.4	
12	13	Jack PARKER	107.0	52	Gareth MARTIN	109.8	13	Jack PARKER	94.4	
13	41	Eliot BUNN	107.0	9	Paul SIMMONS	109.7	32	Peter MORTON	94.1	
14	33	Chris BELL	106.7	55	Ben POWER	109.7	5	Jessica GWYNNE	93.5	
15	8	Nick BRACE	106.5	5	Jessica GWYNNE	108.8	69	Gerard McCOSH	93.4	
16	52	Gareth MARTIN	105.2	13	Jack PARKER	108.8	9	Paul SIMMONS	93.3	
17	16	Richard POCKLINGTON	105.0	16	Richard POCKLINGTON	108.4	24	Colin POWELL	93.3	
18	49	David WARD	104.9	41	Eliot BUNN	108.2	66	Stephen WHITELEGG	93.3	
19	24	Colin POWELL	104.5	69	Gerard McCOSH	107.5	55	Ben POWER	93.1	
20	29	Nathan ANTHONY	104.2	47	David JONES	107.2	49	David WARD	93.0	
21	47	David JONES	99.4	49	David WARD	107.2	33	Chris BELL	92.5	
22	1	Lawrence DAVEY	96.7	24	Colin POWELL	106.9	47	David JONES	92.2	

Weather / Track : Bright / Dry

Donington Park National
Circuit Length = 1.9791 miles
Start: 15:00 End: 15:09

Legends Cars Championship - Heat 2

RACE 14 - CLASSIFICATION

POS	NO	CL	NAME	ENTRY	LAPS	TIME	GAP	DIFF	MPH	BEST	ON
1	7		Dean BRACE	Legend Ford Coupe	8	11:24.856			83.22	1:23.691	5
2	12		Stephen TREHERNE	Legend Ford	8	11:24.860	0.004	0.004	83.22	1:23.776	5
3	4		John MICKEL	Legend Coupe 1934	8	11:26.176	1.320	1.316	83.06	1:24.028	5
4	8		Nick BRACE	Legend Ford Coupe	8	11:26.262	1.406	0.086	83.05	1:23.723	5
5	41		Eliot BUNN	Legend Chevy Coupe	8	11:26.825	1.969	0.563	82.98	1:24.126	7
6	1		Lawrence DAVEY	Legend Ford Coupe	8	11:34.743	9.887	7.918	82.04	1:24.449	6
7	16		Richard POCKLINGTON	Legend Ford Coupe 1934	8	11:34.880	10.024	0.137	82.02	1:24.436	6
8	32		Peter MORTON	Legend Ford Coupe	8	11:35.267	10.411	0.387	81.97	1:24.814	4
9	5		Jessica GWYNNE	Legend Coupe	8	11:36.303	11.447	1.036	81.85	1:24.709	5
10	11		Simon BELCHER	Legend Ford Coupe 1934	8	11:37.055	12.199	0.752	81.76	1:24.413	3
11	83		James HOLMAN	Legend Ford Coupe	8	11:37.871	13.015	0.816	81.67	1:25.241	8
12	69		Gerard McCOSH	Legend Ford Coupe 1934	8	11:37.979	13.123	0.108	81.66	1:24.638	3
13	52		Gareth MARTIN	Legend Ford Coupe	8	11:40.847	15.991	2.868	81.32	1:25.651	3
14	13		Jack PARKER	Legend Coupe 1934	8	11:43.910	19.054	3.063	80.97	1:26.159	6
15	49		David WARD	Legend Dodge Sedan 1937	8	11:44.012	19.156	0.102	80.96	1:25.964	6
16	66		Stephen WHITELEGG	Legend Ford Sedan 1937	8	11:47.258	22.402	3.246	80.58	1:25.501	8
17	29		Nathan ANTHONY	Legend Ford Coupe 1934	8	12:03.844	38.988	16.586	78.74	1:26.964	3
18	34		John BELL	Legend Chevy Coupe	8	12:16.325	51.469	12.481	77.40	1:25.762	4
19	24		Colin POWELL	Legend Ford	8	12:16.929	52.073	0.604	77.34	1:28.045	2

NOT CLASSIFIED

DNF	33		Chris BELL	Legend Ford Coupe	7	10:32.356	1 lap	1 lap	78.86	1:24.656	5
DNF	47		David JONES	Legend Ford Coupe	4	6:21.654	4 laps	3 laps	74.67	1:28.421	2
DNF	9		Paul SIMMONS	Legend Ford Coupe	1	1:30.241	7 laps	3 laps	78.95		
DNF	55		Ben POWER	Legend Ford Coupe 1934	0						

FASTEST LAP

7	Dean BRACE	Legend Ford Coupe	5	1:23.691	85.13 mph	137.00 kph
---	------------	-------------------	---	----------	-----------	------------

Weather / Track : Bright / Dry

These results are provisional until the conclusion of any judicial and technical matters.

Donington Park National
Circuit Length = 1.9791 miles
Start: 16:06 End: 16:18

Clerk of Course :		Timekeeper :	
-------------------	--	--------------	--

Legends Cars Championship - Heat 2

RACE 14 - LAP CHART

Lap 1			Lap 2			Lap 3			Lap 4			Lap 5		
No	Behind	Laptime	No	Behind	Laptime	No	Behind	Laptime	No	Behind	Laptime	No	Behind	Laptime
1		1:28.619	8		1:26.275	12		1:26.191	12		1:25.385	12		1:23.776
8	0.259	1:28.878	1	0.435	1:26.969	7	0.022	1:25.986	7	0.267	1:25.630	7	0.182	1:23.691
34	0.739	1:29.358	12	0.830	1:25.767	8	0.149	1:27.170	8	0.587	1:25.823	8	0.534	1:23.723
5	0.953	1:29.572	4	0.985	1:26.186	4	0.337	1:26.373	4	0.756	1:25.804	4	1.008	1:24.028
4	1.333	1:29.952	7	1.057	1:25.224	1	0.807	1:27.393	41	1.079	1:25.475	41	1.467	1:24.164
12	1.597	1:30.216	5	1.184	1:26.765	16	0.846	1:25.764	1	1.484	1:26.062	33	2.443	1:24.656
9	1.622	1:30.241	16	2.103	1:26.863	33	0.860	1:25.053	33	1.563	1:26.088	11	2.947	1:24.464
16	1.774	1:30.393	13	2.361	1:26.702	41	0.989	1:24.675	16	2.192	1:26.731	1	3.169	1:25.461
13	2.193	1:30.812	33	2.828	1:25.333	5	1.158	1:26.995	11	2.259	1:24.921	16	3.529	1:25.113
7	2.367	1:30.986	41	3.335	1:24.972	11	2.723	1:24.413	32	2.515	1:24.814	32	3.860	1:25.121
11	2.397	1:31.016	32	4.750	1:25.420	32	3.086	1:25.357	5	3.140	1:27.367	5	4.073	1:24.709
33	4.029	1:32.648	11	5.331	1:29.468	69	4.098	1:24.638	69	3.370	1:24.657	69	4.521	1:24.927
41	4.897	1:33.516	69	6.481	1:26.225	13	5.065	1:29.725	52	6.001	1:26.107	83	8.990	1:26.255
32	5.864	1:34.483	52	6.649	1:26.720	52	5.279	1:25.651	13	6.443	1:26.763	52	9.191	1:26.966
52	6.463	1:35.082	49	7.833	1:26.553	83	6.212	1:25.343	83	6.511	1:25.684	13	9.269	1:26.602
69	6.790	1:35.409	83	7.890	1:26.455	49	7.283	1:26.471	49	8.742	1:26.844	49	11.010	1:26.044
24	7.352	1:35.971	24	8.863	1:28.045	24	10.181	1:28.339	24	13.893	1:29.097	66	18.793	1:26.168
49	7.814	1:36.433	47	10.701	1:28.421	47	12.397	1:28.717	66	16.401	1:25.771	24	22.403	1:32.286
83	7.969	1:36.588	66	15.995	1:32.359	66	16.015	1:27.041	29	25.756	1:28.715	29	29.482	1:27.502
47	8.814	1:37.433	29	22.483	1:27.365	29	22.426	1:26.964	47	34.095	1:47.083 P	34	36.870	1:26.247
66	10.170	1:38.789	34	34.705	2:00.500	34	34.022	1:26.338	34	34.399	1:25.762			
29	21.652	1:50.271												

Weather / Track : Bright / Dry

Donington Park National
Circuit Length = 1.9791 miles
Start: 16:06 End: 16:18

Legends Cars Championship - Heat 2

RACE 14 - LAP CHART

Lap 6			Lap 7			Lap 8		
No	Behind	Laptime	No	Behind	Laptime	No	Behind	Laptime
12		1:24.475	12		1:23.860	7		1:25.052
7	0.045	1:24.338	7	0.134	1:23.949	12	0.004	1:25.190
8	0.471	1:24.412	8	1.261	1:24.650	4	1.320	1:25.168
4	0.692	1:24.159	4	1.338	1:24.506	8	1.406	1:25.331
41	1.226	1:24.234	41	1.492	1:24.126	41	1.969	1:25.663
11	2.895	1:24.423	1	8.403	1:29.120	1	9.887	1:26.670
33	2.971	1:25.003	32	9.154	1:27.495	16	10.024	1:26.047
1	3.143	1:24.449	16	9.163	1:29.533	32	10.411	1:26.443
16	3.490	1:24.436	5	9.723	1:27.986	5	11.447	1:26.910
32	5.519	1:26.134	69	9.772	1:27.915	11	12.199	1:24.502
5	5.597	1:25.999	11	12.883	1:33.848	83	13.015	1:25.241
69	5.717	1:25.671	83	12.960	1:26.439	69	13.123	1:28.537
83	10.381	1:25.866	52	13.952	1:27.101	52	15.991	1:27.225
52	10.711	1:25.995	49	16.151	1:27.512	13	19.054	1:27.936
13	10.953	1:26.159	13	16.304	1:29.211	49	19.156	1:28.191
49	12.499	1:25.964	66	22.087	1:26.041	66	22.402	1:25.501
66	19.906	1:25.588	33	32.686	1:53.575 P	29	38.988	1:27.724
29	32.634	1:27.627	29	36.450	1:27.676	34	51.469	1:26.496
24	40.203	1:42.275	24	47.179	1:30.836	24	52.073	1:30.080
34	47.546	1:35.151	34	50.159	1:26.473			

Weather / Track : Bright / Dry

Donington Park National
 Circuit Length = 1.9791 miles
 Start: 16:06 End: 16:18

Legends Cars Championship - Heat 2

RACE 14 - BEST SECTOR TIMES

SECTOR 1			SECTOR 2			SECTOR 3			IDEAL / BEST COMPARISON							
POS	NO	NAME	TIME	NO	NAME	TIME	NO	NAME	TIME	POS	NO	NAME	IDEAL	BEST	DIFF	
1	11	BELCHER	23.984	41	BUNN	44.458	12	TREHERNE	14.657	1	12	TREHERNE	1:23.405	1:23.776	0.371	
2	16	POCKLINGTON	24.030	8	BRACE	44.476	7	BRACE	14.716	2	7	BRACE	1:23.456	1:23.691	0.235	
3	12	TREHERNE	24.084	7	BRACE	44.580	66	WHITELEGG	14.869	3	11	BELCHER	1:23.526	1:24.413	0.887	
4	4	MICKEL	24.133	11	BELCHER	44.598	4	MICKEL	14.873	4	4	MICKEL	1:23.694	1:24.028	0.334	
5	7	BRACE	24.160	12	TREHERNE	44.664	11	BELCHER	14.944	5	8	BRACE	1:23.723	1:23.723	0.000	
6	8	BRACE	24.242	4	MICKEL	44.688	8	BRACE	15.005	6	41	BUNN	1:23.786	1:24.126	0.340	
7	1	DAVEY	24.282	69	McCOSH	44.768	34	BELL	15.008	7	16	POCKLINGTON	1:24.063	1:24.436	0.373	
8	69	McCOSH	24.285	33	BELL	44.889	41	BUNN	15.011	8	69	McCOSH	1:24.215	1:24.638	0.423	
9	33	BELL	24.306	16	POCKLINGTON	44.935	1	DAVEY	15.072	9	1	DAVEY	1:24.397	1:24.449	0.052	
10	41	BUNN	24.317	1	DAVEY	45.043	83	HOLMAN	15.073	10	33	BELL	1:24.444	1:24.656	0.212	
11	32	MORTON	24.330	32	MORTON	45.075	16	POCKLINGTON	15.098	11	32	MORTON	1:24.613	1:24.814	0.201	
12	5	GWYNNE	24.339	5	GWYNNE	45.185	52	MARTIN	15.120	12	5	GWYNNE	1:24.709	1:24.709	0.000	
13	83	HOLMAN	24.418	13	PARKER	45.327	13	PARKER	15.157	13	83	HOLMAN	1:24.910	1:25.241	0.331	
14	13	PARKER	24.507	83	HOLMAN	45.419	69	McCOSH	15.162	14	13	PARKER	1:24.991	1:26.159	1.168	
15	9	SIMMONS	24.534	52	MARTIN	45.422	5	GWYNNE	15.185	15	52	MARTIN	1:25.110	1:25.651	0.541	
16	52	MARTIN	24.568	49	WARD	45.723	32	MORTON	15.208	16	66	WHITELEGG	1:25.341	1:25.501	0.160	
17	66	WHITELEGG	24.570	34	BELL	45.772	33	BELL	15.249	17	34	BELL	1:25.404	1:25.762	0.358	
18	29	ANTHONY	24.616	66	WHITELEGG	45.902	24	POWELL	15.346	18	49	WARD	1:25.808	1:25.964	0.156	
19	34	BELL	24.624	29	ANTHONY	46.278	49	WARD	15.356	19	29	ANTHONY	1:26.546	1:26.964	0.418	
20	49	WARD	24.729	9	SIMMONS	46.683	29	ANTHONY	15.652	20	24	POWELL	1:27.427	1:28.045	0.618	
21	47	JONES	25.208	24	POWELL	46.841	47	JONES	15.883	21	9	SIMMONS	1:27.538			
22	24	POWELL	25.240	47	JONES	46.982	9	SIMMONS	16.321	22	47	JONES	1:28.073	1:28.421	0.348	
													Perfect Lap		1:23.099	

Weather / Track : Bright / Dry

Donington Park National
Circuit Length = 1.9791 miles
Start: 16:06 End: 16:18

Legends Cars Championship - Heat 2
RACE 14 - SPEED TRAPS

SECTOR 1				SECTOR 2			FINISH LINE			
POS	NO	NAME	MPH	NO	NAME	MPH	NO	NAME	MPH	
1	5	Jessica GWYNNE	112.0	7	Dean BRACE	112.6	4	John MICKEL	95.5	
2	32	Peter MORTON	110.9	11	Simon BELCHER	112.2	7	Dean BRACE	95.1	
3	16	Richard POCKLINGTON	110.6	29	Nathan ANTHONY	111.5	16	Richard POCKLINGTON	95.1	
4	33	Chris BELL	110.2	4	John MICKEL	111.1	41	Eliot BUNN	94.5	
5	69	Gerard McCOSH	109.7	33	Chris BELL	111.1	11	Simon BELCHER	94.4	
6	34	John BELL	109.3	52	Gareth MARTIN	110.6	29	Nathan ANTHONY	93.8	
7	8	Nick BRACE	109.1	1	Lawrence DAVEY	110.4	33	Chris BELL	93.8	
8	7	Dean BRACE	108.9	16	Richard POCKLINGTON	110.4	52	Gareth MARTIN	93.8	
9	83	James HOLMAN	108.9	41	Eliot BUNN	110.4	1	Lawrence DAVEY	93.5	
10	1	Lawrence DAVEY	108.8	12	Stephen TREHERNE	110.2	5	Jessica GWYNNE	93.5	
11	12	Stephen TREHERNE	108.8	69	Gerard McCOSH	109.7	69	Gerard McCOSH	93.5	
12	41	Eliot BUNN	108.8	13	Jack PARKER	109.3	32	Peter MORTON	93.4	
13	11	Simon BELCHER	108.6	8	Nick BRACE	109.1	83	James HOLMAN	93.3	
14	4	John MICKEL	108.4	9	Paul SIMMONS	109.1	8	Nick BRACE	92.9	
15	66	Stephen WHITELEGG	106.9	32	Peter MORTON	109.1	12	Stephen TREHERNE	92.7	
16	52	Gareth MARTIN	105.5	66	Stephen WHITELEGG	108.9	9	Paul SIMMONS	92.5	
17	13	Jack PARKER	104.7	5	Jessica GWYNNE	108.6	13	Jack PARKER	92.5	
18	49	David WARD	104.7	34	John BELL	108.6	24	Colin POWELL	92.3	
19	9	Paul SIMMONS	103.2	49	David WARD	108.2	34	John BELL	92.1	
20	24	Colin POWELL	102.0	83	James HOLMAN	107.4	66	Stephen WHITELEGG	91.9	
21	29	Nathan ANTHONY	101.5	47	David JONES	106.7	49	David WARD	91.7	
22	47	David JONES	100.3	24	Colin POWELL	104.7	47	David JONES	89.5	

Weather / Track : Bright / Dry

Donington Park National
 Circuit Length = 1.9791 miles
 Start: 16:06 End: 16:18



2011 Protyre Formula Renault BARC Championship QUALIFYING - RACE 7 - CLASSIFICATION



POS	NO	CL	NAME	ENTRY	TIME	ON	LAPS	GAP	DIFF	MPH
1	8		Dino ZAMPARELLI	Antel Motorsport	1:07.599	14	14			105.39
2	36		James THORP	MTECH Lite	1:07.707	9	12	0.108	0.108	105.22
3	2		Archie HAMILTON	Fortec Motorsport	1:07.761	15	15	0.162	0.054	105.14
4	5		Josh WEBSTER	Fortec Motorsport	1:07.881	13	13	0.282	0.120	104.95
5	35		Hector HURST	Scorpio Motorsport	1:08.041	14	14	0.442	0.160	104.71
6	18		Steve DURRANT	RPD Motorsport	1:08.281	11	13	0.682	0.240	104.34
7	1		Howard FULLER	Hillspeed	1:08.298	13	13	0.699	0.017	104.31
8	77		Kourosh KHANI	Scorpio Motorsport	1:08.336	14	14	0.737	0.038	104.25
9	9		Zaamin JAFFER	Hillspeed	1:08.372	13	13	0.773	0.036	104.20
10	4		Kieran VERNON	Fortec Motorsport	1:08.398	12	13	0.799	0.026	104.16
11	26		Macaulay WALSH	SWB Motorsport	1:08.478	12	16	0.879	0.080	104.04
12	14		Matt MASON	MGR Motorsport	1:08.711	11	16	1.112	0.233	103.68
13	23		Russell DANZEY	MGR Motorsport	1:08.866	14	16	1.267	0.155	103.45
14	28		Andrew JARMAN	SWB Motorsport	1:09.002	17	17	1.403	0.136	103.25
15	27		Jack DEX	SWB Motorsport	1:09.060	15	16	1.461	0.058	103.16
16	29		Raoul OWENS	SWB Motorsport	1:09.143	13	17	1.544	0.083	103.04
17	25		Victor JIMINEZ	Fortec Motorsport	1:09.305	12	15	1.706	0.162	102.80
18	7		Callum BOWYER	Antel Motorsport	1:09.531	9	15	1.932	0.226	102.46
19	55		Ivan TARANOV	Team Daytona	1:10.078	15	16	2.479	0.547	101.66
20	33		Sean WALKINSHAW	Hillspeed	1:10.281	14	14	2.682	0.203	101.37
21	43		David WAGNER	MGR Motorsport	1:10.293	16	16	2.694	0.012	101.35
22	17		Tom WALKER	JWA Racing	1:13.059	4	5	5.460	2.766	97.51

Weather / Track : Sunny / Dry

These results are provisional until the conclusion of any judicial and technical matters.

Donington Park National
Circuit Length = 1.9791 miles
Start: 10:05 End: 10:27

Clerk of Course :	Timekeeper :
-------------------	--------------



2011 Protyre Formula Renault BARC Championship

QUALIFYING - RACE 7 - SECTOR ANALYSIS

1 Howard FULLER																
1 -	Out	81.9	51.335	87.6	16.277	82.1	1:30.373	8 -	20.268	126.6	35.895	122.9	13.175	103.7	1:09.338	
2 -		23.975	103.6	41.578	107.4	13.883	104.2	1:19.436	9 -	20.296	127.6	36.978	102.0	13.911	105.2	1:11.185
3 -		21.317	119.8	48.368	116.5	13.000	104.9	1:22.685	10 -	20.717	124.0	37.271	122.2	In		1:15.279 P
4 -		21.526	112.0	40.498	100.5	13.025	106.6	1:15.049	11 -	Out	113.4	37.840	121.4	12.578	106.1	2:06.876
5 -		20.480	127.1	36.458	123.8	12.455	106.1	1:09.393	12 -	20.422	124.7	35.717	123.4	12.246	106.8	1:08.385
6 -		22.210	108.6	37.756	122.5	12.514	106.8	1:12.480	13 -	20.122	129.1	35.821	122.7	12.355	107.3	1:08.298
7 -		20.415	127.1	36.284	122.5	12.348	107.3	1:09.047								
2 Archie HAMILTON																
1 -	Out	89.5	44.444	117.7	15.044	89.5	1:23.180	9 -	20.700	125.2	36.549	122.2	12.644	106.3	1:09.893	
2 -		23.490	115.9	39.985	113.0	13.301	104.5	1:16.776	10 -	20.312	126.4	35.925	123.4	12.392	106.4	1:08.629
3 -		20.880	125.4	37.527	121.1	12.686	105.9	1:11.093	11 -	20.125	125.9	35.793	123.1	12.299	107.0	1:08.217
4 -		20.430	126.4	37.780	122.0	12.593	106.1	1:10.803	12 -	20.567	119.0	37.279	122.0	12.927	105.4	1:10.773
5 -		21.135	108.4	38.853	108.2	13.757	104.9	1:13.745	13 -	20.444	125.9	35.881	123.4	12.418	106.6	1:08.743
6 -		20.456	125.7	36.495	123.1	12.500	106.3	1:09.451	14 -	20.128	126.4	35.609	124.0	12.222	107.3	1:07.959
7 -		20.181	126.4	37.142	103.1	14.239	104.9	1:11.562	15 -	20.052	126.1	35.454	124.0	12.255	107.2	1:07.761
8 -		20.423	126.1	36.240	122.0	12.547	106.1	1:09.210								
4 Kieran VERNON																
1 -	Out	82.4	50.888	77.7	17.032	100.1	1:32.528	8 -	20.503	124.5	36.647	121.4	12.454	106.3	1:09.604	
2 -		23.553	104.9	50.605	77.9	18.395	102.4	1:32.553	9 -	20.351	126.6	36.476	122.2	12.278	107.0	1:09.105
3 -		23.013	121.4	45.443	97.7	14.275	104.5	1:22.731	10 -	20.299	126.6	36.219	121.8	12.307	106.8	1:08.825
4 -		20.701	126.4	37.409	120.9	12.740	105.9	1:10.850	11 -	20.200	128.1	35.906	123.6	12.355	107.0	1:08.461
5 -		20.702	126.4	37.183	121.4	12.658	104.4	1:10.543	12 -	20.234	125.7	35.904	124.0	12.260	106.4	1:08.398
6 -		20.557	126.1	36.862	121.1	12.529	105.1	1:09.948	13 -	20.369	127.6	37.425	122.2	In		1:15.273 P
7 -		20.646	125.9	36.849	121.4	12.635	105.2	1:10.130								
5 Josh WEBSTER																
1 -	Out	92.6	53.249	94.0	14.963	98.0	1:33.198	8 -	20.585	126.6	37.076	121.1	12.572	107.0	1:10.233	
2 -		22.979	117.3	40.328	118.6	13.245	105.2	1:16.552	9 -	20.368	127.6	35.796	124.0	12.308	106.8	1:08.472
3 -		20.772	125.2	45.610	71.5	15.523	105.4	1:21.905	10 -	20.099	126.4	35.786	124.0	12.339	107.3	1:08.224
4 -		20.589	126.1	36.529	122.9	12.481	107.0	1:09.599	11 -	20.057	128.1	35.739	123.6	12.300	107.3	1:08.096
5 -		20.272	125.9	40.731	67.3	15.481	106.4	1:16.484	12 -	20.067	127.8	36.331	123.6	12.449	107.7	1:08.847
6 -		20.242	126.9	35.900	122.9	12.417	106.8	1:08.559	13 -	20.102	126.9	35.527	124.7	12.252	107.5	1:07.881
7 -		20.136	127.1	36.059	123.1	12.489	107.2	1:08.684								
7 Callum BOWYER																
1 -	Out	55.8	56.350	92.2	18.178	75.2	1:46.169	9 -	20.372	125.9	36.423	122.9	12.736	104.7	1:09.531	
2 -		29.313	74.2	45.410	110.0	In		1:32.717 P	10 -	20.552	126.1	36.417	123.1	12.606	105.6	1:09.575
3 -	Out	90.0	50.459	106.0	16.033	86.7	2:35.279	11 -	20.497	126.4	36.467	123.1	12.785	105.2	1:09.749	
4 -		28.322	70.2	48.374	115.3	15.135	98.4	1:31.831	12 -	20.561	125.2	36.599	122.9	12.647	105.6	1:09.807
5 -		23.336	102.0	45.969	81.2	14.267	104.4	1:23.572	13 -	24.118	94.8	44.719	102.9	13.275	106.3	1:22.112
6 -		20.846	125.7	37.490	121.6	12.762	105.7	1:11.098	14 -	20.469	126.6	36.585	123.8	12.614	106.8	1:09.668
7 -		20.653	125.4	36.968	122.7	12.837	104.0	1:10.458	15 -	20.412	126.4	36.626	123.8	12.614	106.3	1:09.652
8 -		20.796	126.6	36.842	122.7	12.993	105.9	1:10.631								
8 Dino ZAMPARELLI																
1 -	Out	56.5	1:08.238	65.0	21.291	71.6	2:05.969	8 -	20.099	126.4	35.859	123.1	12.298	107.5	1:08.256	
2 -		32.934	72.2	53.889	108.9	In		1:46.682 P	9 -	20.035	126.4	35.605	124.3	12.398	106.6	1:08.038
3 -	Out	70.3	57.592	76.9	17.785	77.6	3:22.521	10 -	19.943	126.6	35.575	123.6	12.342	107.0	1:07.860	
4 -		27.542	90.8	47.188	91.7	14.070	105.1	1:28.800	11 -	19.984	126.9	35.417	124.3	12.268	107.2	1:07.669
5 -		20.611	125.0	36.886	122.2	12.777	105.7	1:10.274	12 -	19.901	126.6	35.709	124.5	12.307	107.2	1:07.917
6 -		20.390	125.2	35.989	123.4	12.573	106.6	1:08.952	13 -	20.133	125.9	36.758	123.4	12.546	107.3	1:09.437
7 -		22.228	103.9	38.891	121.8	12.887	106.1	1:14.006	14 -	19.884	127.3	35.453	124.3	12.262	107.7	1:07.599
9 Zaamin JAFFER																
1 -	Out	76.9	52.444	82.5	16.458	79.5	1:37.554	8 -	23.700	97.0	38.849	122.2	12.636	105.4	1:15.185	
2 -		24.147	110.7	45.217	117.9	13.541	104.0	1:22.905	9 -	20.368	126.6	37.335	122.2	In		1:14.568 P
3 -		20.814	126.1	37.045	122.0	12.782	105.9	1:10.641	10 -	Out	126.6	39.338	110.4	13.420	105.1	2:05.646
4 -		20.314	126.9	36.396	122.9	12.504	107.0	1:09.214	11 -	20.199	126.4	36.079	122.2	12.558	106.4	1:08.836
5 -		20.239	126.6	40.868	95.9	13.548	105.9	1:14.655	12 -	20.446	126.1	38.148	114.3	13.047	106.6	1:11.641

Weather / Track : Sunny / Dry

Donington Park National
Circuit Length = 1.9791 miles
Start: 10:05 End: 10:27

2011 Protyre Formula Renault BARC Championship
QUALIFYING - RACE 7 - SECTOR ANALYSIS

6 -	20.102	<i>127.8</i>	35.870	<i>124.0</i>	<i>12.414</i>	<i>107.3</i>	1:08.386	13 -	20.116	126.6	<i>35.769</i>	123.8	12.487	106.6	1:08.372
7 -	<i>20.070</i>	127.6	43.112	68.5	17.098	100.9	1:20.280								
14	Matt MASON														
1 -	Out	67.9	52.829	107.2	15.195	100.3	1:34.774	9 -	20.475	124.5	36.777	<i>123.6</i>	13.121	105.6	1:10.373
2 -	23.227	105.2	44.209	115.7	14.049	103.4	1:21.485	10 -	20.598	124.7	36.542	122.9	12.618	106.4	1:09.758
3 -	22.270	117.1	40.304	113.9	14.677	103.2	1:17.251	11 -	20.308	125.4	36.009	123.4	12.394	107.2	1:08.711
4 -	21.175	123.6	37.856	122.0	16.066	76.3	1:15.097	12 -	20.251	124.7	36.136	<i>123.6</i>	12.464	106.6	1:08.851
5 -	26.618	121.8	38.069	120.7	13.368	103.2	1:18.055	13 -	20.292	<i>125.9</i>	36.238	<i>123.6</i>	<i>12.371</i>	107.0	1:08.901
6 -	21.186	113.4	37.675	122.0	12.782	105.4	1:11.643	14 -	25.564	112.6	40.140	86.5	14.150	107.2	1:19.854
7 -	20.577	124.7	37.010	122.0	12.852	105.6	1:10.439	15 -	<i>20.190</i>	125.7	43.321	94.4	13.762	104.5	1:17.273
8 -	20.499	123.8	36.602	122.7	12.558	106.6	1:09.659	16 -	20.345	125.7	<i>35.988</i>	<i>123.6</i>	12.395	<i>107.9</i>	1:08.728
17	Tom WALKER														
1 -	Out	89.5	45.580	113.9	14.720	99.7	1:24.444	4 -	21.583	123.4	<i>38.414</i>	<i>120.9</i>	<i>13.062</i>	103.0	1:13.059
2 -	22.868	81.4	45.453	107.7	13.821	102.7	1:22.142	5 -	6:05.269	83.5	55.541	95.7	In		7:22.156 P
3 -	<i>21.475</i>	<i>124.7</i>	40.164	119.4	13.239	<i>104.2</i>	1:14.818								
18	Steve DURRANT														
1 -	Out	70.8	47.313	115.9	14.215	99.7	1:26.476	8 -	20.179	126.1	36.179	123.4	12.334	107.9	1:08.692
2 -	22.551	94.9	42.774	118.8	13.435	104.4	1:18.760	9 -	<i>20.047</i>	<i>128.8</i>	43.053	112.4	13.097	107.3	1:16.197
3 -	21.883	117.5	39.015	120.1	In		1:16.804 P	10 -	20.375	125.2	36.128	123.4	12.328	107.9	1:08.831
4 -	Out	118.4	37.873	122.2	12.685	107.2	3:21.339	11 -	20.081	125.9	<i>35.705</i>	<i>123.6</i>	12.495	<i>108.3</i>	1:08.281
5 -	20.561	126.6	36.689	122.9	12.566	107.7	1:09.816	12 -	20.308	126.4	36.767	120.3	12.583	107.9	1:09.658
6 -	20.381	125.9	36.116	122.9	12.512	107.2	1:09.009	13 -	20.089	126.4	47.052	96.0	In		1:22.530 P
7 -	20.183	126.6	36.089	122.9	<i>12.301</i>	107.9	1:08.573								
23	Russell DANZEY														
1 -	Out	75.3	43.837	95.7	15.505	100.6	1:23.659	9 -	20.585	124.5	36.477	122.0	12.665	106.1	1:09.727
2 -	22.368	118.4	42.199	115.9	13.532	102.4	1:18.099	10 -	20.434	124.7	36.805	121.8	12.542	106.3	1:09.781
3 -	21.454	123.4	40.076	119.6	13.398	103.9	1:14.928	11 -	20.375	125.0	36.828	122.9	12.477	106.1	1:09.680
4 -	21.528	121.6	38.598	120.1	13.342	103.7	1:13.468	12 -	20.415	<i>126.4</i>	36.429	123.6	12.497	106.6	1:09.341
5 -	21.165	122.9	41.674	118.4	13.181	104.2	1:16.020	13 -	<i>20.262</i>	125.0	36.579	123.1	12.615	106.4	1:09.456
6 -	21.065	124.3	37.482	120.7	12.895	105.1	1:11.442	14 -	20.316	125.2	<i>36.189</i>	123.6	<i>12.361</i>	<i>107.2</i>	1:08.866
7 -	20.752	123.8	37.183	121.8	12.843	104.7	1:10.778	15 -	22.296	125.7	37.354	122.7	12.654	106.8	1:12.304
8 -	20.653	124.3	37.027	121.8	12.766	105.1	1:10.446	16 -	20.663	125.9	36.988	123.6	12.432	106.6	1:10.083
25	Victor JIMINEZ														
1 -	Out	99.7	41.238	116.3	13.706	102.9	1:16.101	9 -	21.025	121.8	36.927	119.0	12.817	104.2	1:10.769
2 -	21.709	121.4	38.035	118.1	12.982	102.7	1:12.726	10 -	20.707	123.6	36.939	119.6	12.712	104.0	1:10.358
3 -	21.345	121.6	38.697	117.1	12.968	102.7	1:13.010	11 -	20.603	<i>124.0</i>	36.559	119.6	13.050	103.9	1:10.212
4 -	20.882	122.7	38.149	118.1	13.620	101.5	1:12.651	12 -	20.509	<i>124.0</i>	<i>36.289</i>	<i>120.9</i>	<i>12.507</i>	<i>105.2</i>	1:09.305
5 -	20.933	121.8	37.323	119.6	13.456	101.9	1:11.712	13 -	20.616	<i>124.0</i>	37.441	120.1	In		1:13.443 P
6 -	21.329	120.9	38.156	119.4	12.710	103.7	1:12.195	14 -	Out	121.1	36.780	120.3	12.560	104.5	2:11.831
7 -	20.749	122.9	37.035	118.8	12.753	103.5	1:10.537	15 -	<i>20.476</i>	122.9	36.807	118.6	13.100	101.4	1:10.383
8 -	20.908	121.8	36.840	118.6	12.720	102.5	1:10.468								
26	Macaulay WALSH														
1 -	Out	70.8	53.048	80.1	16.278	81.0	1:33.693	9 -	20.624	125.9	36.223	123.4	12.636	106.4	1:09.483
2 -	28.464	65.6	49.103	85.9	18.240	82.8	1:35.807	10 -	20.245	<i>127.8</i>	36.343	<i>126.4</i>	12.850	106.1	1:09.438
3 -	25.120	104.2	46.480	83.3	15.841	104.0	1:27.441	11 -	20.343	127.1	36.063	124.5	12.448	107.5	1:08.854
4 -	21.163	124.0	38.696	117.9	13.136	104.9	1:12.995	12 -	<i>20.126</i>	126.4	35.971	124.7	<i>12.381</i>	107.3	1:08.478
5 -	20.811	125.0	39.451	121.4	12.839	105.1	1:13.101	13 -	20.149	126.4	36.613	123.4	13.428	85.4	1:10.190
6 -	20.888	125.2	38.896	112.0	13.597	105.6	1:13.381	14 -	21.409	126.1	<i>35.929</i>	124.5	12.535	107.2	1:09.873
7 -	20.671	125.7	36.840	122.9	12.784	105.9	1:10.295	15 -	20.258	126.6	36.034	122.7	12.460	107.2	1:08.752
8 -	20.586	125.9	36.566	124.3	13.375	107.2	1:10.527	16 -	20.212	126.6	36.460	119.2	12.477	<i>107.7</i>	1:09.149
27	Jack DEX														
1 -	Out	66.2	53.808	86.9	15.952	84.4	1:36.501	9 -	20.878	123.8	38.909	116.7	12.793	105.2	1:12.580
2 -	27.097	81.7	50.516	70.6	18.405	85.0	1:36.018	10 -	20.720	123.1	37.179	120.3	12.576	105.7	1:10.475
3 -	25.575	107.9	44.027	92.9	17.911	95.8	1:27.513	11 -	20.516	124.5	36.738	122.7	12.453	<i>106.6</i>	1:09.707
4 -	23.282	121.8	42.581	81.0	15.236	103.0	1:21.099	12 -	20.381	<i>125.7</i>	36.678	122.7	<i>12.354</i>	106.4	1:09.413
5 -	21.428	121.4	38.469	94.1	20.371	100.0	1:20.268	13 -	20.540	123.6	36.917	122.5	12.443	106.4	1:09.900

Weather / Track : Sunny / Dry

Donington Park National
 Circuit Length = 1.9791 miles
 Start: 10:05 End: 10:27

2011 Protyre Formula Renault BARC Championship

QUALIFYING - RACE 7 - SECTOR ANALYSIS

6 -	21.429	122.5	37.816	120.5	13.256	104.4	1:12.501	14 -	20.326	125.0	37.613	122.9	12.461	106.4	1:10.400
7 -	20.838	122.9	37.569	120.9	12.701	105.7	1:11.108	15 -	20.253	124.3	36.453	122.7	12.354	106.3	1:09.060
8 -	20.687	123.4	37.966	104.2	14.771	103.7	1:13.424	16 -	20.886	122.0	37.212	122.9	12.483	105.6	1:10.581
28	Andrew JARMAN														
1 -	Out	67.6	51.902	87.4	15.986	96.9	1:37.277	10 -	20.735	124.5	36.835	121.8	12.759	105.4	1:10.329
2 -	27.630	81.0	43.616	116.5	14.219	102.5	1:25.465	11 -	20.458	125.2	36.764	122.0	12.679	105.7	1:09.901
3 -	24.466	84.7	41.956	119.2	13.414	104.0	1:19.836	12 -	20.394	125.7	36.385	122.9	12.646	105.9	1:09.425
4 -	21.335	122.5	38.802	120.3	12.955	105.1	1:13.092	13 -	20.419	124.0	36.091	123.4	12.591	106.3	1:09.101
5 -	20.957	123.1	40.227	120.9	13.088	103.7	1:14.272	14 -	20.330	126.1	36.510	122.5	12.799	104.7	1:09.639
6 -	20.939	123.1	37.403	121.4	12.838	103.7	1:11.180	15 -	20.498	124.0	36.030	123.4	12.651	106.3	1:09.179
7 -	20.777	124.0	37.428	120.7	12.784	104.9	1:10.989	16 -	20.323	123.8	36.601	123.1	12.546	106.6	1:09.470
8 -	20.654	124.7	37.055	121.6	12.720	105.1	1:10.429	17 -	20.271	124.5	36.131	123.4	12.600	106.1	1:09.002
9 -	20.713	123.1	36.856	121.8	12.742	105.6	1:10.311								
29	Raoul OWENS														
1 -	Out	68.0	46.969	102.1	17.115	93.0	1:30.185	10 -	20.564	124.7	36.990	121.6	12.876	104.2	1:10.430
2 -	24.618	113.4	41.368	116.1	14.422	99.7	1:20.408	11 -	20.752	125.2	36.374	122.2	12.804	104.9	1:09.930
3 -	21.750	123.4	38.654	119.0	13.824	98.0	1:14.228	12 -	20.623	125.7	36.395	122.2	12.816	104.5	1:09.834
4 -	21.410	124.0	38.071	119.8	13.183	103.2	1:12.664	13 -	20.452	125.7	36.104	122.9	12.587	104.9	1:09.143
5 -	21.071	125.0	37.416	120.5	12.980	103.4	1:11.467	14 -	20.813	125.4	36.201	123.1	12.777	104.4	1:09.791
6 -	20.891	124.7	37.031	121.6	12.891	104.0	1:10.813	15 -	20.622	125.9	36.681	122.7	12.781	104.9	1:10.084
7 -	20.825	123.8	38.188	120.5	12.932	103.9	1:11.945	16 -	20.711	126.4	36.400	122.9	12.549	105.1	1:09.660
8 -	20.672	125.4	36.723	121.6	13.029	104.4	1:10.424	17 -	20.451	125.4	36.493	123.4	12.715	104.9	1:09.659
9 -	20.581	125.0	36.541	121.8	12.721	104.4	1:09.843								
33	Sean WALKINSHAW														
1 -	Out	69.5	54.781	97.4	16.731	90.5	1:40.381	8 -	21.165	124.7	37.527	123.1	13.605	104.4	1:12.297
2 -	28.170	87.0	47.067	107.0	14.720	104.4	1:29.957	9 -	20.852	125.9	36.955	123.4	13.188	105.9	1:10.995
3 -	22.988	108.4	41.555	121.1	13.684	104.9	1:18.227	10 -	23.215	96.8	42.169	121.8	In		1:23.544 P
4 -	21.612	125.0	39.338	122.2	13.114	106.1	1:14.064	11 -	Out	124.5	39.261	122.5	13.331	105.7	2:13.704
5 -	21.225	124.7	39.406	122.9	13.081	106.3	1:13.712	12 -	21.015	125.7	37.465	122.7	13.095	105.9	1:11.575
6 -	21.106	126.4	38.275	122.7	12.952	106.3	1:12.333	13 -	20.798	126.4	37.724	122.9	12.887	106.3	1:11.409
7 -	20.807	125.2	37.820	122.7	13.292	105.7	1:11.919	14 -	20.827	124.7	36.548	123.8	12.906	105.9	1:10.281
35	Hector HURST														
1 -	Out	73.5	57.752	85.9	In		1:51.607 P	8 -	21.530	125.7	36.505	124.3	13.679	105.2	1:11.714
2 -	Out	107.5	43.371	101.7	14.837	102.5	3:26.340	9 -	20.349	127.1	36.306	123.8	12.462	107.2	1:09.117
3 -	21.960	99.7	38.965	120.3	12.980	105.6	1:13.905	10 -	20.271	126.9	35.949	124.7	12.379	107.0	1:08.599
4 -	21.015	125.7	37.190	119.2	12.728	106.6	1:10.933	11 -	20.247	126.4	35.996	124.7	12.687	106.6	1:08.930
5 -	20.490	126.6	37.215	106.4	15.265	106.3	1:12.970	12 -	20.354	127.8	35.851	125.2	12.431	107.3	1:08.636
6 -	20.652	126.1	36.467	123.1	12.533	106.4	1:09.652	13 -	20.208	127.3	35.731	125.2	12.361	107.9	1:08.300
7 -	20.754	110.2	40.994	123.8	13.437	102.4	1:15.185	14 -	20.127	127.1	35.585	125.2	12.329	107.5	1:08.041
36	James THORP														
1 -	Out	85.8	46.056	106.7	15.219	94.8	1:23.513	7 -	20.270	127.1	35.793	124.5	12.287	108.1	1:08.350
2 -	23.788	100.0	52.881	56.4	20.343	103.4	1:37.012	8 -	20.033	128.6	39.583	118.4	12.472	108.6	1:12.088
3 -	20.991	126.6	37.696	122.9	13.954	105.1	1:12.641	9 -	19.983	128.6	35.592	125.2	12.132	108.6	1:07.707
4 -	20.696	126.6	39.773	89.0	13.447	106.6	1:13.916	10 -	19.967	127.8	38.337	113.4	12.518	108.3	1:10.822
5 -	20.317	128.3	36.031	124.7	12.580	107.5	1:08.928	11 -	19.979	128.1	35.651	125.9	12.239	108.8	1:07.869
6 -	20.590	123.4	37.526	122.9	12.431	107.5	1:10.547	12 -	20.130	128.3	36.749	123.1	In		1:14.765 P
43	David WAGNER														
1 -	Out	75.1	48.230	85.9	17.510	93.8	1:31.165	9 -	20.919	125.4	40.267	85.4	15.836	104.5	1:17.022
2 -	24.508	84.3	42.799	119.0	14.508	100.8	1:21.815	10 -	20.790	126.4	37.510	90.9	16.140	102.7	1:14.440
3 -	22.103	123.4	41.077	115.5	14.089	102.7	1:17.269	11 -	20.862	126.1	36.988	122.7	13.378	105.1	1:11.228
4 -	21.314	123.1	39.160	117.3	13.847	102.7	1:14.321	12 -	20.746	126.1	37.845	118.8	13.201	104.9	1:11.792
5 -	22.150	86.6	41.032	121.4	13.381	103.5	1:16.563	13 -	20.816	125.7	38.484	110.9	13.548	105.9	1:12.848
6 -	21.028	124.0	37.708	121.8	13.488	101.4	1:12.224	14 -	20.669	127.3	37.543	124.0	12.799	105.9	1:11.011
7 -	21.494	125.4	37.636	122.2	13.066	105.1	1:12.196	15 -	21.576	126.9	36.816	124.5	13.113	105.7	1:11.505
8 -	20.882	125.2	37.455	123.1	12.924	104.7	1:11.261	16 -	20.582	125.7	36.929	123.8	12.782	105.7	1:10.293

Weather / Track : Sunny / Dry

Donington Park National
Circuit Length = 1.9791 miles
Start: 10:05 End: 10:27

2011 Protyre Formula Renault BARC Championship
QUALIFYING - RACE 7 - SECTOR ANALYSIS

55 Ivan TARANOV															
1 -	Out	69.6	49.778	78.5	18.945	74.0	1:34.984	9 -	21.245	123.8	37.555	121.6	13.176	103.7	1:11.976
2 -	25.144	100.2	44.076	114.3	17.265	98.7	1:26.485	10 -	21.186	123.1	37.248	121.8	12.700	105.4	1:11.134
3 -	22.381	113.4	40.842	107.2	14.641	101.5	1:17.864	11 -	20.614	124.0	38.015	121.1	12.607	104.9	1:11.236
4 -	21.346	124.3	38.362	120.9	13.688	103.5	1:13.396	12 -	20.489	125.0	37.078	121.6	12.703	104.7	1:10.270
5 -	21.201	124.7	39.924	120.9	13.101	104.5	1:14.226	13 -	20.641	123.8	37.115	121.6	12.759	105.2	1:10.515
6 -	20.860	125.0	37.951	121.4	12.929	104.7	1:11.740	14 -	20.508	124.7	37.058	121.1	13.192	104.9	1:10.758
7 -	20.771	125.2	37.607	121.8	12.808	104.9	1:11.186	15 -	20.509	125.0	37.030	122.5	12.539	105.6	1:10.078
8 -	20.622	123.1	38.256	108.9	14.729	104.2	1:13.607	16 -	20.495	124.5	36.817	122.9	12.519	105.6	1:09.831 D
77 Kouros KKHANI															
1 -	Out	70.6	59.367	74.3	In		1:54.035 P	8 -	20.625	126.4	37.510	123.4	13.323	105.9	1:11.458
2 -	Out	107.4	44.724	103.7	15.325	101.9	3:04.108	9 -	20.425	126.9	36.314	124.3	12.886	106.3	1:09.625
3 -	21.543	118.4	52.056	79.2	14.453	103.7	1:28.052	10 -	20.302	127.1	36.521	124.0	12.744	107.2	1:09.567
4 -	20.988	127.1	38.972	120.3	13.289	104.7	1:13.249	11 -	20.416	126.6	36.208	124.0	12.688	106.6	1:09.312
5 -	20.728	126.1	37.549	122.9	13.124	105.4	1:11.401	12 -	20.157	127.8	36.158	124.0	12.860	106.3	1:09.175
6 -	20.761	125.4	37.849	121.4	13.174	105.2	1:11.784	13 -	20.268	127.8	35.939	124.3	12.620	106.4	1:08.827
7 -	20.620	125.9	37.194	123.1	13.023	105.9	1:10.837	14 -	20.115	126.9	35.782	124.7	12.439	107.3	1:08.336

Weather / Track : Sunny / Dry

Donington Park National
 Circuit Length = 1.9791 miles
 Start: 10:05 End: 10:27

2011 Protyre Formula Renault BARC Championship

QUALIFYING - RACE 7 - BEST SECTOR TIMES

SECTOR 1			SECTOR 2			SECTOR 3			IDEAL / BEST COMPARISON						
POS	NO	NAME	TIME	NO	NAME	TIME	NO	NAME	TIME	POS	NO	NAME	IDEAL	BEST	DIFF
1	8	ZAMPARELLI	19.884	8	ZAMPARELLI	35.417	36	THORP	12.132	1	8	ZAMPARELLI	1:07.563	1:07.599	0.036
2	36	THORP	19.967	2	HAMILTON	35.454	2	HAMILTON	12.222	2	36	THORP	1:07.691	1:07.707	0.016
3	18	DURRANT	20.047	5	WEBSTER	35.527	1	FULLER	12.246	3	2	HAMILTON	1:07.728	1:07.761	0.033
4	2	HAMILTON	20.052	35	HURST	35.585	5	WEBSTER	12.252	4	5	WEBSTER	1:07.836	1:07.881	0.045
5	5	WEBSTER	20.057	36	THORP	35.592	4	VERNON	12.260	5	35	HURST	1:08.041	1:08.041	0.000
6	9	JAFFER	20.070	18	DURRANT	35.705	8	ZAMPARELLI	12.262	6	18	DURRANT	1:08.053	1:08.281	0.228
7	77	KHANI	20.115	1	FULLER	35.717	18	DURRANT	12.301	7	1	FULLER	1:08.085	1:08.298	0.213
8	1	FULLER	20.122	9	JAFFER	35.769	35	HURST	12.329	8	9	JAFFER	1:08.253	1:08.372	0.119
9	26	WALSH	20.126	77	KHANI	35.782	27	DEX	12.354	9	77	KHANI	1:08.336	1:08.336	0.000
10	35	HURST	20.127	4	VERNON	35.904	23	DANZEY	12.361	10	4	VERNON	1:08.364	1:08.398	0.034
11	14	MASON	20.190	26	WALSH	35.929	14	MASON	12.371	11	26	WALSH	1:08.436	1:08.478	0.042
12	4	VERNON	20.200	14	MASON	35.988	26	WALSH	12.381	12	14	MASON	1:08.549	1:08.711	0.162
13	27	DEX	20.253	28	JARMAN	36.030	9	JAFFER	12.414	13	23	DANZEY	1:08.812	1:08.866	0.054
14	23	DANZEY	20.262	29	OWENS	36.104	77	KHANI	12.439	14	28	JARMAN	1:08.847	1:09.002	0.155
15	28	JARMAN	20.271	23	DANZEY	36.189	25	JIMINEZ	12.507	15	27	DEX	1:09.060	1:09.060	0.000
16	7	BOWYER	20.372	25	JIMINEZ	36.289	55	TARANOV	12.519	16	29	OWENS	1:09.104	1:09.143	0.039
17	29	OWENS	20.451	7	BOWYER	36.417	28	JARMAN	12.546	17	25	JIMINEZ	1:09.272	1:09.305	0.033
18	25	JIMINEZ	20.476	27	DEX	36.453	29	OWENS	12.549	18	7	BOWYER	1:09.395	1:09.531	0.136
19	55	TARANOV	20.489	33	WALKINSHAW	36.548	7	BOWYER	12.606	19	55	TARANOV	1:09.825	1:10.078	0.253
20	43	WAGNER	20.582	43	WAGNER	36.816	43	WAGNER	12.782	20	43	WAGNER	1:10.180	1:10.293	0.113
21	33	WALKINSHAW	20.798	55	TARANOV	36.817	33	WALKINSHAW	12.887	21	33	WALKINSHAW	1:10.233	1:10.281	0.048
22	17	WALKER	21.415	17	WALKER	38.414	17	WALKER	13.062	22	17	WALKER	1:12.891	1:13.059	0.168

Perfect Lap	1:07.433
-------------	----------

Weather / Track : Sunny / Dry

Donington Park National
Circuit Length = 1.9791 miles
Start: 10:05 End: 10:27

**2011 Protyre Formula Renault BARC Championship
QUALIFYING - RACE 7 - SPEED TRAPS**

SECTOR 1				SECTOR 2			FINISH LINE			
POS	NO	NAME	MPH	NO	NAME	MPH	NO	NAME	MPH	
1	1	Howard FULLER	129.1	26	Macaulay WALSH	126.4	36	James THORP	108.8	
2	18	Steve DURRANT	128.8	36	James THORP	125.9	18	Steve DURRANT	108.3	
3	36	James THORP	128.6	35	Hector HURST	125.2	14	Matt MASON	107.9	
4	4	Kieran VERNON	128.1	5	Josh WEBSTER	124.7	35	Hector HURST	107.9	
5	5	Josh WEBSTER	128.1	77	Kourosh KHANI	124.7	5	Josh WEBSTER	107.7	
6	9	Zaamin JAFFER	127.8	8	Dino ZAMPARELLI	124.5	8	Dino ZAMPARELLI	107.7	
7	26	Macaulay WALSH	127.8	43	David WAGNER	124.5	26	Macaulay WALSH	107.7	
8	35	Hector HURST	127.8	2	Archie HAMILTON	124.0	1	Howard FULLER	107.3	
9	77	Kourosh KHANI	127.8	4	Kieran VERNON	124.0	2	Archie HAMILTON	107.3	
10	8	Dino ZAMPARELLI	127.3	9	Zaamin JAFFER	124.0	9	Zaamin JAFFER	107.3	
11	43	David WAGNER	127.3	1	Howard FULLER	123.8	77	Kourosh KHANI	107.3	
12	7	Callum BOWYER	126.6	7	Callum BOWYER	123.8	23	Russell DANZEY	107.2	
13	2	Archie HAMILTON	126.4	23	Russell DANZEY	123.8	4	Kieran VERNON	107.0	
14	23	Russell DANZEY	126.4	33	Sean WALKINSHAW	123.8	7	Callum BOWYER	106.8	
15	29	Raoul OWENS	126.4	14	Matt MASON	123.6	27	Jack DEX	106.6	
16	33	Sean WALKINSHAW	126.4	18	Steve DURRANT	123.6	28	Andrew JARMAN	106.6	
17	28	Andrew JARMAN	126.1	28	Andrew JARMAN	123.4	33	Sean WALKINSHAW	106.3	
18	14	Matt MASON	125.9	29	Raoul OWENS	123.4	43	David WAGNER	105.9	
19	27	Jack DEX	125.7	27	Jack DEX	122.9	55	Ivan TARANOV	105.6	
20	55	Ivan TARANOV	125.2	55	Ivan TARANOV	122.9	25	Victor JIMINEZ	105.2	
21	17	Tom WALKER	124.7	17	Tom WALKER	120.9	29	Raoul OWENS	105.1	
22	25	Victor JIMINEZ	124.0	25	Victor JIMINEZ	120.9	17	Tom WALKER	104.2	

Weather / Track : Sunny / Dry

Donington Park National
Circuit Length = 1.9791 miles
Start: 10:05 End: 10:27



2011 Protyre Formula Renault BARC Championship RACE 7 - GRID



ROW 11	1:10.293 43 David WAGNER	1:13.059 17 Tom WALKER
ROW 10	1:10.078 55 Ivan TARANOV	1:10.281 33 Sean WALKINSHAW
ROW 9	1:09.305 25 Victor JIMINEZ	1:09.531 7 Callum BOWYER
ROW 8	1:09.060 27 Jack DEX	1:09.143 29 Raoul OWENS
ROW 7	1:08.866 23 Russell DANZEY	1:09.002 28 Andrew JARMAN
ROW 6	1:08.478 26 Macaulay WALSH	1:08.711 14 Matt MASON
ROW 5	1:08.372 9 Zaamin JAFFER	1:08.398 4 Kieran VERNON
ROW 4	1:08.298 1 Howard FULLER	1:08.336 77 Kourosh KHANI
ROW 3	1:08.041 35 Hector HURST	1:08.281 18 Steve DURRANT
ROW 2	1:07.761 2 Archie HAMILTON	1:07.881 5 Josh WEBSTER
ROW 1	1:07.599 8 Dino ZAMPARELLI	1:07.707 36 James THORP

Pole

Donington Park National
Circuit Length = 1.9791 miles

These results are provisional until the conclusion of any judicial and technical matters.

Clerk of Course :		Timekeeper :
-------------------	--	--------------

Printed - 10.30 Saturday, 23 April 2011





2011 Protyre Formula Renault BARC Championship QUALIFYING - RACE 10 - CLASSIFICATION



POS	NO	CL	NAME	ENTRY	TIME	ON	LAPS	GAP	DIFF	MPH
1	36		James THORP	MTECH Lite	1:07.482	12	12			105.57
2	8		Dino ZAMPARELLI	Antel Motorsport	1:07.765	11	14	0.283	0.283	105.13
3	2		Archie HAMILTON	Fortec Motorsport	1:07.909	14	17	0.427	0.144	104.91
4	35		Hector HURST	Scorpio Motorsport	1:08.014	13	13	0.532	0.105	104.75
5	1		Howard FULLER	Hillspeed	1:08.279	11	15	0.797	0.265	104.34
6	4		Kieran VERNON	Fortec Motorsport	1:08.321	16	16	0.839	0.042	104.28
7	5		Josh WEBSTER	Fortec Motorsport	1:08.418	13	14	0.936	0.097	104.13
8	25		Victor JIMINEZ	Fortec Motorsport	1:08.455	16	16	0.973	0.037	104.07
9	77		Kourosh KHANI	Scorpio Motorsport	1:08.467	13	13	0.985	0.012	104.05
10	26		Macaulay WALSH	SWB Motorsport	1:08.483	15	17	1.001	0.016	104.03
11	14		Matt MASON	MGR Motorsport	1:08.550	17	17	1.068	0.067	103.93
12	9		Zaamin JAFFER	Hillspeed	1:08.744	12	16	1.262	0.194	103.64
13	23		Russell DANZEY	MGR Motorsport	1:08.780	16	17	1.298	0.036	103.58
14	43		David WAGNER	MGR Motorsport	1:09.040	13	17	1.558	0.260	103.19
15	18		Steve DURRANT	RPD Motorsport	1:09.136	13	16	1.654	0.096	103.05
16	33		Sean WALKINSHAW	Hillspeed	1:09.169	16	16	1.687	0.033	103.00
17	7		Callum BOWYER	Antel Motorsport	1:09.429	11	17	1.947	0.260	102.61
18	28		Andrew JARMAN	SWB Motorsport	1:09.467	15	17	1.985	0.038	102.56
19	29		Raoul OWENS	SWB Motorsport	1:09.592	12	16	2.110	0.125	102.37
20	17		Tom WALKER	JWA Racing	1:09.687	10	17	2.205	0.095	102.23
21	55		Ivan TARANOV	Team Daytona	1:09.695	10	15	2.213	0.008	102.22
22	27		Jack DEX	SWB Motorsport	1:09.735	13	16	2.253	0.040	102.16

Weather / Track : Sunny / Dry

These results are provisional until the conclusion of any judicial and technical matters.

Donington Park National
Circuit Length = 1.9791 miles
Start: 15:30 End: 15:51

Clerk of Course :	Timekeeper :
-------------------	--------------



2011 Protyre Formula Renault BARC Championship

QUALIFYING - RACE 10 - SECTOR ANALYSIS

1 Howard FULLER															
1 -	Out	119.8	40.387	113.6	13.674	100.3	1:13.454	9 -	20.342	124.7	35.912	122.9	12.303	105.2	1:08.557
2 -	21.497	123.6	37.501	121.6	12.884	105.2	1:11.882	10 -	22.056	110.4	39.469	121.1	12.493	105.9	1:14.018
3 -	20.539	126.1	36.716	121.4	12.505	106.4	1:09.760	11 -	20.271	126.4	35.758	122.2	12.250	106.1	1:08.279
4 -	20.406	128.7	36.971	121.4	12.534	106.4	1:09.911	12 -	20.886	122.7	40.848	91.8	13.538	106.1	1:15.272
5 -	20.399	123.6	37.127	121.6	12.391	105.9	1:09.917	13 -	20.276	124.5	36.169	122.0	12.354	106.8	1:08.799
6 -	20.284	125.4	36.378	122.9	12.392	104.9	1:09.054	14 -	22.635	106.2	40.884	120.1	12.489	105.6	1:16.008
7 -	20.177	127.3	36.297	122.0	12.367	106.3	1:08.835	15 -	20.286	124.3	36.457	117.5	In		1:14.632 P
8 -	20.234	125.9	35.976	122.0	12.263	105.7	1:08.473								
2 Archie HAMILTON															
1 -	Out	113.7	41.821	94.3	14.574	103.4	1:16.365	10 -	20.277	127.1	35.929	123.1	12.350	106.3	1:08.556
2 -	21.541	121.8	37.568	121.1	12.773	105.4	1:11.882	11 -	20.107	127.1	35.856	123.6	12.348	105.6	1:08.311
3 -	20.696	125.9	37.190	121.8	12.577	105.9	1:10.463	12 -	20.152	126.6	35.597	123.8	12.407	106.4	1:08.156
4 -	20.538	126.1	37.581	122.0	12.549	105.7	1:10.668	13 -	21.234	114.9	37.589	118.6	13.025	105.9	1:11.848
5 -	20.448	125.2	36.798	122.5	12.386	106.1	1:09.632	14 -	20.088	126.4	35.563	122.7	12.258	106.8	1:07.909
6 -	20.276	126.1	36.479	123.1	12.401	106.6	1:09.156	15 -	20.426	119.0	37.335	114.5	13.418	106.1	1:11.179
7 -	20.263	126.6	36.653	122.5	12.426	106.3	1:09.342	16 -	20.140	126.6	36.545	121.4	12.491	106.6	1:09.176
8 -	20.244	127.1	36.046	123.4	12.329	106.4	1:08.619	17 -	20.049	126.9	37.604	102.3	In		1:16.345 P
9 -	21.463	114.5	37.637	122.2	13.350	104.9	1:12.450								
4 Kieran VERNON															
1 -	Out	96.1	50.542	88.4	17.284	86.3	1:28.688	9 -	20.458	127.1	36.236	122.5	12.306	105.7	1:09.000
2 -	26.040	91.7	52.181	63.7	16.331	102.9	1:34.552	10 -	20.337	126.1	36.987	87.6	15.058	104.7	1:12.382
3 -	21.118	126.6	41.264	105.8	15.283	104.7	1:17.665	11 -	20.336	127.6	35.942	122.7	12.307	105.6	1:08.585
4 -	20.717	126.4	41.202	71.9	15.066	104.2	1:16.985	12 -	20.327	127.8	35.864	122.2	12.354	104.7	1:08.545
5 -	20.629	127.6	37.006	121.6	12.967	98.9	1:10.602	13 -	20.358	127.3	35.802	122.7	12.224	105.7	1:08.384
6 -	20.808	126.1	36.629	121.8	12.599	104.5	1:10.036	14 -	20.549	125.7	37.293	110.4	13.429	105.9	1:11.271
7 -	20.518	127.1	36.318	122.5	12.445	105.1	1:09.281	15 -	20.210	127.3	35.914	121.8	12.411	105.7	1:08.535
8 -	20.479	127.6	36.223	122.7	12.420	105.6	1:09.122	16 -	20.248	127.3	35.790	122.5	12.283	105.6	1:08.321
5 Josh WEBSTER															
1 -	Out	87.0	46.709	116.1	13.117	102.7	1:21.737	8 -	20.293	125.4	35.862	124.0	12.499	104.5	1:08.654
2 -	21.100	123.4	37.167	121.8	12.695	105.6	1:10.962	9 -	20.238	127.6	35.967	123.8	12.239	106.4	1:08.444
3 -	20.576	125.2	38.218	121.8	12.497	106.1	1:11.291	10 -	20.241	126.6	36.008	123.4	12.294	106.6	1:08.543
4 -	20.594	125.4	36.752	122.7	12.428	105.6	1:09.774	11 -	20.176	126.9	36.270	122.7	12.396	105.2	1:08.842
5 -	20.358	127.1	36.148	122.9	12.345	106.1	1:08.851	12 -	20.336	125.4	35.986	122.7	12.409	106.3	1:08.731
6 -	20.284	126.6	36.064	123.1	12.336	106.1	1:08.684	13 -	20.127	126.9	35.885	123.1	12.406	107.0	1:08.418
7 -	20.326	126.1	35.855	123.1	12.283	105.9	1:08.464	14 -	20.234	126.9	36.447	122.0	12.780	105.2	1:09.461
7 Callum BOWYER															
1 -	Out	106.7	39.571	118.4	13.235	103.9	1:13.241	10 -	20.424	127.1	36.522	123.4	12.652	104.2	1:09.598
2 -	21.095	125.0	37.481	120.7	12.837	104.4	1:11.413	11 -	20.492	126.1	36.298	123.8	12.639	105.1	1:09.429
3 -	20.682	125.7	37.239	122.0	12.856	104.9	1:10.777	12 -	20.487	126.6	36.320	122.5	12.745	104.7	1:09.552
4 -	20.739	122.9	37.797	121.6	12.753	104.5	1:11.289	13 -	20.727	125.4	36.593	122.5	12.714	105.7	1:10.034
5 -	20.653	126.1	37.032	122.2	12.716	104.9	1:10.401	14 -	20.423	126.4	37.006	108.1	12.961	106.1	1:10.390
6 -	20.646	125.9	37.243	121.8	12.690	105.2	1:10.579	15 -	20.355	126.6	36.469	122.7	12.664	105.7	1:09.488
7 -	20.660	126.1	37.467	100.9	13.542	105.1	1:11.669	16 -	20.328	126.9	36.576	121.6	12.605	105.6	1:09.509
8 -	20.544	125.9	36.569	123.4	12.797	104.2	1:09.910	17 -	20.417	126.1	37.230	123.6	12.690	106.1	1:10.337
9 -	20.601	125.9	37.003	122.7	12.927	105.2	1:10.531								
8 Dino ZAMPARELLI															
1 -	Out	73.3	57.034	82.1	16.133	98.3	1:45.193	8 -	20.015	126.9	35.576	124.0	12.241	107.0	1:07.832
2 -	21.767	123.8	37.764	121.4	12.761	105.6	1:12.292	9 -	19.974	126.6	35.649	123.8	12.269	106.8	1:07.892
3 -	20.356	125.7	35.942	123.1	12.398	106.4	1:08.696	10 -	22.711	102.9	42.234	117.9	12.808	106.8	1:17.753
4 -	20.245	125.7	35.752	124.0	12.308	106.6	1:08.305	11 -	20.030	126.9	35.533	123.1	12.202	107.5	1:07.765
5 -	22.017	107.7	37.794	123.4	12.437	106.6	1:12.248	12 -	23.023	96.0	46.388	92.7	16.692	91.5	1:26.103
6 -	20.046	126.9	35.522	123.8	12.221	107.3	1:07.789	13 -	23.968	94.8	42.198	108.6	13.343	106.6	1:19.509
7 -	20.037	126.6	35.608	123.6	13.501	107.2	1:09.146	14 -	20.033	126.9	36.203	109.3	In		1:13.567 P
9 Zaamin JAFFER															
1 -	Out	110.2	40.532	116.1	13.335	103.2	1:14.261	9 -	20.516	126.1	36.354	113.6	13.048	105.6	1:09.918

Weather / Track : Sunny / Dry

Donington Park National
Circuit Length = 1.9791 miles
Start: 15:30 End: 15:51

2011 Protyre Formula Renault BARC Championship

QUALIFYING - RACE 10 - SECTOR ANALYSIS

2 -	21.411	124.3	37.642	120.5	12.811	103.9	1:11.864	10 -	20.306	126.9	42.466	111.8	12.793	104.5	1:15.565
3 -	20.502	126.1	36.303	122.5	12.596	106.4	1:09.401	11 -	20.397	125.9	36.283	122.2	12.599	105.2	1:09.279
4 -	20.272	126.4	36.536	120.7	12.565	105.2	1:09.373	12 -	20.221	125.9	36.073	122.2	12.450	106.1	1:08.744
5 -	20.321	126.4	36.988	94.7	13.510	105.4	1:10.819	13 -	20.239	126.4	36.212	122.0	12.504	105.7	1:08.955
6 -	21.342	120.1	37.770	121.6	12.759	104.7	1:11.871	14 -	20.336	125.7	36.005	121.1	12.534	106.3	1:08.875
7 -	20.246	126.4	36.307	122.2	12.674	105.4	1:09.227	15 -	20.304	125.2	36.193	121.8	12.472	105.9	1:08.969
8 -	20.263	126.9	36.189	122.5	12.552	105.6	1:09.004	16 -	20.555	125.7	37.261	120.5	12.452	103.9	1:10.268
14 Matt MASON															
1 -	Out	91.8	45.369	93.5	13.935	104.0	1:20.307	10 -	20.311	125.2	36.505	122.0	13.033	103.2	1:09.849
2 -	21.174	123.4	37.734	121.1	12.870	104.7	1:11.778	11 -	23.975	102.1	37.405	122.7	12.617	105.9	1:13.997
3 -	20.739	123.4	37.504	121.6	12.717	105.4	1:10.960	12 -	20.321	125.4	36.079	123.1	12.554	105.9	1:08.954
4 -	20.548	125.0	37.397	120.7	12.692	104.9	1:10.637	13 -	20.261	124.7	36.251	122.5	12.412	107.0	1:08.924
5 -	20.568	125.7	37.081	121.4	12.467	105.4	1:10.116	14 -	20.344	125.0	36.425	121.4	12.399	106.8	1:09.168
6 -	20.437	126.1	36.813	122.2	12.566	105.7	1:09.816	15 -	20.274	125.7	37.065	120.5	12.704	106.3	1:10.043
7 -	20.292	126.6	36.394	123.1	12.693	105.2	1:09.379	16 -	20.232	125.0	36.191	121.4	12.445	106.4	1:08.868
8 -	20.466	126.4	36.687	122.2	12.543	106.1	1:09.696	17 -	20.162	125.2	36.097	122.5	12.291	106.3	1:08.550
9 -	20.325	125.0	36.314	122.7	12.522	106.3	1:09.161								
17 Tom WALKER															
1 -	Out	108.4	41.584	97.5	14.704	101.7	1:16.182	10 -	20.557	125.0	36.608	122.7	12.522	104.4	1:09.687
2 -	21.439	124.0	38.222	120.1	13.075	102.7	1:12.736	11 -	20.468	125.4	37.232	122.5	12.610	104.4	1:10.310
3 -	21.025	124.5	37.628	120.5	12.790	103.7	1:11.443	12 -	20.547	125.7	37.010	122.2	12.690	103.5	1:10.247
4 -	20.763	125.4	39.671	106.7	13.644	103.9	1:14.078	13 -	20.525	125.7	36.957	121.8	12.551	104.4	1:10.033
5 -	21.063	123.4	37.444	121.8	12.707	104.4	1:11.214	14 -	20.431	125.0	36.646	121.1	12.734	103.9	1:09.811
6 -	20.799	125.2	38.001	122.9	12.822	103.9	1:11.622	15 -	20.483	126.6	36.654	121.1	12.722	104.4	1:09.859
7 -	20.833	124.5	37.082	122.5	12.747	103.4	1:10.662	16 -	20.672	125.7	36.631	121.4	12.726	104.9	1:10.029
8 -	20.595	125.2	37.416	121.8	12.657	103.9	1:10.668	17 -	20.512	125.9	36.609	121.4	12.616	104.0	1:09.737
9 -	20.586	126.1	36.853	122.2	12.638	103.7	1:10.077								
18 Steve DURRANT															
1 -	Out	113.4	39.578	119.4	13.146	103.4	1:13.338	9 -	20.166	125.9	36.421	122.2	12.558	106.8	1:09.145
2 -	20.930	126.6	37.614	120.1	12.745	107.0	1:11.289	10 -	20.300	126.4	36.472	122.7	12.535	107.0	1:09.307
3 -	20.668	126.6	37.436	122.5	12.723	106.8	1:10.827	11 -	20.400	124.7	36.522	122.5	12.548	107.2	1:09.470
4 -	20.523	126.4	37.299	121.8	12.484	107.7	1:10.306	12 -	20.235	125.7	36.723	121.8	12.416	107.5	1:09.374
5 -	20.393	125.7	36.994	122.0	In		1:12.318 P	13 -	20.151	127.3	36.570	122.7	12.415	107.7	1:09.136
6 -	Out	76.6	46.345	122.2	12.530	106.6	2:20.083	14 -	20.127	126.9	36.467	122.5	12.854	105.7	1:09.448
7 -	20.350	127.6	36.624	122.7	12.385	106.6	1:09.359	15 -	22.107	116.3	37.021	121.4	12.604	107.3	1:11.732
8 -	20.234	126.9	36.567	122.5	12.498	106.4	1:09.299	16 -	20.531	125.2	37.694	121.1	13.239	106.1	1:11.464
23 Russell DANZEY															
1 -	Out	105.4	42.720	96.4	14.375	102.5	1:18.225	10 -	20.599	124.3	36.407	122.9	12.532	105.7	1:09.538
2 -	21.351	125.0	37.783	110.2	13.253	104.7	1:12.387	11 -	20.801	121.6	37.356	122.7	12.584	105.9	1:10.741
3 -	20.563	125.2	37.433	121.1	12.717	104.5	1:10.713	12 -	20.465	126.1	36.172	123.1	12.389	105.4	1:09.026
4 -	20.670	125.7	36.987	122.9	12.758	104.2	1:10.415	13 -	20.371	125.7	36.185	122.5	12.333	106.4	1:08.889
5 -	20.510	125.9	36.645	123.6	12.499	106.1	1:09.654	14 -	20.281	125.7	36.257	122.9	12.398	106.3	1:08.936
6 -	20.438	125.4	36.621	123.6	12.555	105.6	1:09.614	15 -	20.254	125.4	36.302	121.8	12.322	106.6	1:08.878
7 -	22.586	124.3	36.914	122.7	12.583	105.4	1:12.083	16 -	20.267	125.0	36.116	122.7	12.397	106.1	1:08.780
8 -	20.466	126.1	36.350	123.6	12.420	106.8	1:09.236	17 -	20.181	124.7	36.612	122.5	12.266	106.3	1:09.059
9 -	20.367	126.1	36.430	123.8	12.442	106.4	1:09.239								
25 Victor JIMINEZ															
1 -	Out	119.2	42.385	80.7	15.644	78.5	1:19.190	9 -	20.196	127.3	36.302	123.4	12.404	106.8	1:08.902
2 -	27.896	76.9	47.134	114.9	12.992	105.6	1:28.022	10 -	20.273	126.9	36.425	123.1	12.524	105.7	1:09.222
3 -	20.977	126.6	37.136	121.4	13.040	106.1	1:11.153	11 -	20.167	127.3	36.134	124.0	12.429	106.3	1:08.730
4 -	20.645	127.1	36.426	123.4	12.601	106.4	1:09.672	12 -	20.153	127.8	36.108	124.5	12.587	105.1	1:08.848
5 -	20.760	126.4	36.633	123.4	12.548	106.8	1:09.941	13 -	20.167	127.6	35.887	124.0	12.496	106.8	1:08.550
6 -	20.497	126.9	36.144	124.5	12.868	104.0	1:09.509	14 -	20.134	127.3	35.779	124.3	12.884	104.7	1:08.797
7 -	20.588	127.1	36.235	123.8	12.381	106.8	1:09.204	15 -	36.202	118.6	40.302	117.1	12.703	106.4	1:29.207
8 -	20.349	127.6	36.067	123.6	12.419	107.0	1:08.835	16 -	20.252	127.8	35.899	122.9	12.304	107.3	1:08.455
26 Macaulay WALSH															
1 -	Out	112.2	42.859	107.5	13.559	103.7	1:16.279	10 -	20.305	126.6	36.137	123.8	12.450	105.9	1:08.892

Weather / Track : Sunny / Dry

Donington Park National
Circuit Length = 1.9791 miles
Start: 15:30 End: 15:51

2011 Protyre Formula Renault BARC Championship

QUALIFYING - RACE 10 - SECTOR ANALYSIS

2 -	21.271	125.2	37.893	120.3	13.126	104.2	1:12.290	11 -	20.245	127.1	35.942	<i>124.3</i>	12.483	106.3	1:08.670
3 -	20.673	125.9	37.312	121.8	12.783	104.9	1:10.768	12 -	20.191	127.1	35.925	124.0	12.450	106.6	1:08.566
4 -	20.651	125.9	37.504	120.9	12.716	105.7	1:10.871	13 -	20.150	<i>127.8</i>	35.942	123.6	12.469	106.6	1:08.561
5 -	20.605	125.4	36.860	122.9	12.491	106.6	1:09.956	14 -	20.206	127.3	<i>35.904</i>	123.4	12.393	107.3	1:08.503
6 -	20.508	127.3	37.291	122.7	12.574	105.9	1:10.373	15 -	<i>20.063</i>	126.4	36.025	123.6	12.395	<i>107.7</i>	1:08.483
7 -	20.468	125.9	36.638	123.8	12.697	104.7	1:09.803	16 -	20.133	127.3	36.788	122.9	12.441	107.3	1:09.362
8 -	20.447	126.9	36.538	123.6	12.467	106.8	1:09.452	17 -	20.286	127.3	36.700	122.9	<i>12.380</i>	107.3	1:09.366
9 -	20.343	126.6	36.180	124.0	12.546	106.1	1:09.069								
27	Jack DEX														
1 -	Out	106.2	41.518	114.9	13.972	101.7	1:15.563	9 -	20.816	124.0	37.271	120.7	12.704	103.9	1:10.791
2 -	21.786	121.8	42.085	114.1	13.479	102.0	1:17.350	10 -	20.524	<i>125.0</i>	39.615	85.8	14.950	102.7	1:15.089
3 -	21.509	120.7	38.275	119.6	12.841	102.7	1:12.625	11 -	20.754	123.6	37.362	120.1	12.746	103.9	1:10.862
4 -	21.162	122.0	39.632	84.3	15.704	103.2	1:16.498	12 -	20.746	124.5	37.015	121.4	12.603	104.4	1:10.364
5 -	21.135	122.5	37.850	119.8	13.198	102.7	1:12.183	13 -	20.532	124.3	<i>36.601</i>	<i>121.8</i>	12.602	104.9	1:09.735
6 -	20.877	123.4	37.564	120.1	13.187	102.5	1:11.628	14 -	22.214	106.2	37.611	121.1	12.598	105.2	1:12.423
7 -	20.758	123.4	37.259	120.9	12.692	103.9	1:10.709	15 -	20.715	124.3	36.604	121.4	<i>12.516</i>	<i>105.7</i>	1:09.835
8 -	20.916	123.8	39.137	119.8	12.899	102.9	1:12.952	16 -	<i>20.508</i>	124.0	36.671	121.6	12.591	104.9	1:09.770
28	Andrew JARMAN														
1 -	Out	102.8	44.084	108.9	13.807	102.4	1:19.620	10 -	20.545	123.8	36.696	121.8	12.624	104.4	1:09.865
2 -	22.498	120.3	39.359	118.1	13.524	102.9	1:15.381	11 -	20.564	<i>125.0</i>	36.509	<i>122.7</i>	12.595	104.2	1:09.668
3 -	21.003	122.5	37.946	120.5	12.859	103.0	1:11.808	12 -	20.517	<i>125.0</i>	36.467	122.0	12.534	104.9	1:09.518
4 -	20.904	122.9	37.695	120.3	12.808	103.4	1:11.407	13 -	20.378	124.3	36.470	121.4	12.664	104.4	1:09.512
5 -	20.931	120.9	37.540	120.7	12.739	103.7	1:11.210	14 -	20.394	124.0	36.689	121.6	12.636	105.2	1:09.719
6 -	20.754	123.6	37.178	121.1	12.730	103.7	1:10.662	15 -	<i>20.338</i>	124.3	36.552	120.5	12.577	105.7	1:09.467
7 -	20.789	122.9	37.019	121.1	12.743	104.0	1:10.551	16 -	20.354	123.8	36.578	120.7	12.558	<i>105.9</i>	1:09.490
8 -	20.752	123.6	36.946	121.4	12.600	104.5	1:10.298	17 -	20.396	124.0	<i>36.431</i>	121.6	12.667	104.2	1:09.494
9 -	20.799	123.4	36.885	121.6	<i>12.519</i>	104.9	1:10.203								
29	Raoul OWENS														
1 -	Out	105.8	42.288	90.9	15.494	97.7	1:19.277	9 -	20.706	125.0	36.539	121.4	12.849	103.4	1:10.094
2 -	25.002	98.4	42.226	118.4	13.314	101.5	1:20.542	10 -	20.793	125.2	36.421	121.8	12.779	103.0	1:09.993
3 -	21.567	122.5	38.081	119.0	13.058	103.2	1:12.706	11 -	20.712	<i>125.7</i>	<i>36.350</i>	122.0	12.608	<i>104.2</i>	1:09.670
4 -	20.985	123.4	37.108	120.5	13.072	102.4	1:11.165	12 -	<i>20.545</i>	<i>125.7</i>	36.434	121.8	12.613	103.5	1:09.592
5 -	21.007	124.0	37.084	120.7	12.911	103.0	1:11.002	13 -	20.712	<i>125.7</i>	36.379	<i>122.2</i>	<i>12.564</i>	103.9	1:09.655
6 -	20.828	124.5	37.862	120.9	13.442	102.5	1:12.132	14 -	20.684	<i>125.7</i>	36.392	120.9	12.577	<i>104.2</i>	1:09.653
7 -	20.881	124.5	37.110	121.4	12.968	103.0	1:10.959	15 -	21.010	123.6	36.667	120.5	12.710	103.9	1:10.387
8 -	21.019	124.3	36.617	121.4	12.738	103.4	1:10.374	16 -	20.565	125.2	36.424	121.1	12.934	103.7	1:09.923
33	Sean WALKINSHAW														
1 -	Out	99.1	47.493	89.1	14.853	103.7	1:24.586	9 -	20.550	125.7	36.569	<i>123.8</i>	12.596	<i>106.3</i>	1:09.715
2 -	22.554	113.0	40.065	118.8	13.408	104.9	1:16.027	10 -	20.376	126.4	37.349	103.2	14.068	105.2	1:11.793
3 -	21.367	112.6	38.160	122.2	13.151	105.4	1:12.678	11 -	20.499	<i>126.9</i>	36.691	123.1	12.702	104.9	1:09.892
4 -	21.005	125.9	37.987	122.5	12.995	105.1	1:11.987	12 -	20.430	125.7	36.548	122.9	12.766	105.4	1:09.744
5 -	20.709	126.6	37.047	123.1	12.937	106.1	1:10.693	13 -	20.381	125.7	36.665	122.2	12.681	105.7	1:09.727
6 -	20.951	125.2	36.914	123.6	12.671	105.4	1:10.536	14 -	20.539	126.4	36.654	122.0	12.835	105.2	1:10.028
7 -	23.322	111.3	37.240	123.1	12.788	105.6	1:13.350	15 -	20.453	125.7	<i>36.263</i>	122.0	12.723	105.7	1:09.439
8 -	20.885	125.9	36.905	122.9	12.703	105.6	1:10.493	16 -	<i>20.339</i>	126.6	36.276	121.4	<i>12.554</i>	105.9	1:09.169
35	Hector HURST														
1 -	Out	114.9	52.979	78.4	15.233	99.5	1:28.058	8 -	23.619	79.7	41.944	124.0	12.496	106.3	1:18.059
2 -	21.898	122.2	42.046	122.5	13.094	105.7	1:17.038	9 -	20.298	127.1	35.927	123.8	12.489	106.6	1:08.714
3 -	20.901	127.1	36.835	123.6	12.781	106.1	1:10.517	10 -	20.169	126.4	35.999	123.1	12.403	106.8	1:08.571
4 -	20.539	127.3	36.465	123.4	12.508	106.6	1:09.512	11 -	20.147	126.9	35.900	122.7	12.312	106.6	1:08.359
5 -	20.301	127.1	36.472	123.8	12.486	106.8	1:09.259	12 -	20.152	127.3	35.897	123.1	12.379	106.6	1:08.428
6 -	20.251	126.9	36.222	123.8	12.420	106.6	1:08.893	13 -	<i>20.033</i>	127.3	<i>35.688</i>	123.6	<i>12.293</i>	<i>107.2</i>	1:08.014
7 -	20.263	<i>127.8</i>	35.964	<i>124.5</i>	12.371	106.8	1:08.598								
36	James THORP														
1 -	Out	100.3	41.410	105.4	13.504	104.9	1:17.016	7 -	20.993	114.1	40.984	110.4	12.937	106.6	1:14.914
2 -	20.749	125.9	36.730	122.5	12.426	106.4	1:09.905	8 -	20.055	127.1	36.051	123.8	12.301	107.5	1:08.407
3 -	20.274	127.6	36.192	123.4	12.377	106.6	1:08.843	9 -	20.015	128.1	35.622	123.6	12.171	107.5	1:07.808

Weather / Track : Sunny / Dry

Donington Park National
Circuit Length = 1.9791 miles
Start: 15:30 End: 15:51

2011 Protyre Formula Renault BARC Championship
QUALIFYING - RACE 10 - SECTOR ANALYSIS

4 -	20.060	128.3	35.769	123.6	12.222	107.3	1:08.051	10 -	20.047	128.3	39.906	94.5	13.843	107.7	1:13.796
5 -	20.025	129.1	38.221	120.7	12.321	107.5	1:10.567	11 -	19.915	128.8	36.246	123.1	12.251	107.7	1:08.412
6 -	20.183	127.6	35.751	124.3	12.181	107.2	1:08.115	12 -	19.944	128.1	35.482	123.4	12.056	107.9	1:07.482
43	David WAGNER														
1 -	Out	88.2	43.288	104.4	14.043	103.0	1:20.268	10 -	21.578	118.1	37.234	104.2	13.572	105.6	1:12.384
2 -	21.644	125.2	38.263	121.6	13.141	104.4	1:13.048	11 -	21.523	112.4	37.028	123.6	12.678	105.4	1:11.229
3 -	21.414	125.0	37.773	122.9	12.803	105.1	1:11.990	12 -	20.600	125.7	36.395	123.8	12.687	105.7	1:09.682
4 -	21.067	123.8	37.376	122.0	13.209	104.7	1:11.652	13 -	20.540	126.4	36.020	123.6	12.480	106.1	1:09.040
5 -	20.985	124.7	37.681	102.1	14.006	102.5	1:12.672	14 -	20.417	126.9	36.143	122.9	12.573	106.1	1:09.133
6 -	20.954	126.4	37.703	123.4	12.829	104.2	1:11.486	15 -	20.389	126.4	36.380	122.7	12.667	105.7	1:09.436
7 -	20.897	126.4	36.868	123.6	12.758	104.9	1:10.523	16 -	20.458	126.1	36.239	122.5	12.549	106.1	1:09.246
8 -	21.674	119.6	37.230	123.8	12.832	105.4	1:11.736	17 -	20.539	127.3	36.656	99.9	13.698	105.7	1:10.893
9 -	20.745	125.9	36.629	123.6	12.689	104.9	1:10.063								
55	Ivan TARANOV														
1 -	Out	92.7	40.975	104.5	13.890	103.2	1:16.592	9 -	20.467	126.6	36.741	123.1	12.743	105.1	1:09.951
2 -	21.082	125.7	37.914	121.4	12.928	104.5	1:11.924	10 -	20.439	127.1	36.575	122.9	12.681	105.6	1:09.695
3 -	20.804	126.9	37.305	121.8	13.085	104.7	1:11.194	11 -	20.333	126.1	37.046	121.4	12.877	105.6	1:10.256
4 -	20.825	126.6	37.445	121.8	13.198	104.2	1:11.468	12 -	20.421	127.1	36.673	122.5	12.627	105.7	1:09.721
5 -	20.715	126.4	37.160	122.5	12.716	105.4	1:10.591	13 -	20.209	125.4	36.779	121.1	12.707	105.4	1:09.695
6 -	20.573	125.9	37.022	122.9	12.650	105.1	1:10.245	14 -	20.422	125.7	36.753	121.6	12.698	106.3	1:09.873
7 -	20.745	126.6	36.801	122.7	In		1:15.024 P	15 -	20.265	126.9	36.643	121.4	In		1:13.430 P
8 -	Out	125.4	36.921	122.7	12.828	105.2	2:07.924								
77	Kouros KHANI														
1 -	Out	107.7	47.649	109.7	15.619	101.5	1:25.046	8 -	20.111	127.6	42.911	122.5	12.756	105.4	1:15.778
2 -	22.008	123.6	42.483	66.6	18.629	102.9	1:23.120	9 -	20.158	127.8	35.953	123.4	12.565	105.9	1:08.676
3 -	21.113	126.9	37.044	122.7	12.729	105.4	1:10.886	10 -	20.191	126.9	35.791	123.4	12.651	106.4	1:08.633
4 -	20.618	124.7	36.332	123.4	12.759	105.7	1:09.709	11 -	20.246	126.9	35.919	122.2	12.516	106.3	1:08.681
5 -	20.425	118.8	36.883	123.4	12.750	105.9	1:10.058	12 -	20.140	126.9	35.648	122.2	12.695	105.9	1:08.483
6 -	20.271	128.1	36.181	123.4	12.510	106.3	1:08.962	13 -	20.173	126.4	35.696	122.5	12.598	105.2	1:08.467
7 -	20.406	125.9	35.916	123.6	12.451	106.1	1:08.773								

Weather / Track : Sunny / Dry

Donington Park National
 Circuit Length = 1.9791 miles
 Start: 15:30 End: 15:51

2011 Protyre Formula Renault BARC Championship

QUALIFYING - RACE 10 - BEST SECTOR TIMES

SECTOR 1			SECTOR 2			SECTOR 3			IDEAL / BEST COMPARISON						
POS	NO	NAME	TIME	NO	NAME	TIME	NO	NAME	TIME	POS	NO	NAME	IDEAL	BEST	DIFF
1	36	THORP	19.915	36	THORP	35.482	36	THORP	12.056	1	36	THORP	1:07.453	1:07.482	0.029
2	8	ZAMPARELLI	19.974	8	ZAMPARELLI	35.522	8	ZAMPARELLI	12.202	2	8	ZAMPARELLI	1:07.698	1:07.765	0.067
3	35	HURST	20.033	2	HAMILTON	35.563	4	VERNON	12.224	3	2	HAMILTON	1:07.870	1:07.909	0.039
4	2	HAMILTON	20.049	77	KHANI	35.648	5	WEBSTER	12.239	4	35	HURST	1:08.014	1:08.014	0.000
5	26	WALSH	20.063	35	HURST	35.688	1	FULLER	12.250	5	1	FULLER	1:08.179	1:08.279	0.100
6	77	KHANI	20.111	1	FULLER	35.758	2	HAMILTON	12.258	6	77	KHANI	1:08.210	1:08.467	0.257
7	5	WEBSTER	20.127	25	JIMINEZ	35.779	23	DANZEY	12.266	7	25	JIMINEZ	1:08.217	1:08.455	0.238
8	18	DURRANT	20.127	4	VERNON	35.790	14	MASON	12.291	8	5	WEBSTER	1:08.221	1:08.418	0.197
9	25	JIMINEZ	20.134	5	WEBSTER	35.855	35	HURST	12.293	9	4	VERNON	1:08.224	1:08.321	0.097
10	14	MASON	20.162	26	WALSH	35.904	25	JIMINEZ	12.304	10	26	WALSH	1:08.347	1:08.483	0.136
11	1	FULLER	20.171	9	JAFFER	36.005	26	WALSH	12.380	11	14	MASON	1:08.532	1:08.550	0.018
12	23	DANZEY	20.181	43	WAGNER	36.020	18	DURRANT	12.385	12	23	DANZEY	1:08.563	1:08.780	0.217
13	55	TARANOV	20.209	14	MASON	36.079	9	JAFFER	12.450	13	9	JAFFER	1:08.676	1:08.744	0.068
14	4	VERNON	20.210	23	DANZEY	36.116	77	KHANI	12.451	14	43	WAGNER	1:08.889	1:09.040	0.151
15	9	JAFFER	20.221	33	WALKINSHAW	36.263	43	WAGNER	12.480	15	18	DURRANT	1:08.933	1:09.136	0.203
16	7	BOWYER	20.328	7	BOWYER	36.298	27	DEX	12.516	16	33	WALKINSHAW	1:09.156	1:09.169	0.013
17	28	JARMAN	20.338	29	OWENS	36.350	28	JARMAN	12.519	17	7	BOWYER	1:09.231	1:09.429	0.198
18	33	WALKINSHAW	20.339	18	DURRANT	36.421	17	WALKER	12.522	18	28	JARMAN	1:09.288	1:09.467	0.179
19	43	WAGNER	20.389	28	JARMAN	36.431	33	WALKINSHAW	12.554	19	55	TARANOV	1:09.411	1:09.695	0.284
20	17	WALKER	20.431	55	TARANOV	36.575	29	OWENS	12.564	20	29	OWENS	1:09.459	1:09.592	0.133
21	27	DEX	20.508	27	DEX	36.601	7	BOWYER	12.605	21	17	WALKER	1:09.561	1:09.687	0.126
22	29	OWENS	20.545	17	WALKER	36.608	55	TARANOV	12.627	22	27	DEX	1:09.625	1:09.735	0.110

Perfect Lap	1:07.453
-------------	----------

Weather / Track : Sunny / Dry

Donington Park National
Circuit Length = 1.9791 miles
Start: 15:30 End: 15:51

**2011 Protyre Formula Renault BARC Championship
QUALIFYING - RACE 10 - SPEED TRAPS**

SECTOR 1				SECTOR 2			FINISH LINE			
POS	NO	NAME	MPH	NO	NAME	MPH	NO	NAME	MPH	
1	36	James THORP	129.1	25	Victor JIMINEZ	124.5	36	James THORP	107.9	
2	1	Howard FULLER	128.1	35	Hector HURST	124.5	18	Steve DURRANT	107.7	
3	77	Kourosh KHANI	128.1	26	Macaulay WALSH	124.3	26	Macaulay WALSH	107.7	
4	4	Kieran VERNON	127.8	36	James THORP	124.3	8	Dino ZAMPARELLI	107.5	
5	25	Victor JIMINEZ	127.8	5	Josh WEBSTER	124.0	25	Victor JIMINEZ	107.3	
6	26	Macaulay WALSH	127.8	8	Dino ZAMPARELLI	124.0	35	Hector HURST	107.2	
7	35	Hector HURST	127.8	2	Archie HAMILTON	123.8	5	Josh WEBSTER	107.0	
8	5	Josh WEBSTER	127.6	7	Callum BOWYER	123.8	14	Matt MASON	107.0	
9	18	Steve DURRANT	127.6	23	Russell DANZEY	123.8	1	Howard FULLER	106.8	
10	43	David WAGNER	127.3	33	Sean WALKINSHAW	123.8	2	Archie HAMILTON	106.8	
11	2	Archie HAMILTON	127.1	43	David WAGNER	123.8	23	Russell DANZEY	106.8	
12	7	Callum BOWYER	127.1	77	Kourosh KHANI	123.6	77	Kourosh KHANI	106.8	
13	55	Ivan TARANOV	127.1	14	Matt MASON	123.1	9	Zaamin JAFFER	106.4	
14	8	Dino ZAMPARELLI	126.9	55	Ivan TARANOV	123.1	33	Sean WALKINSHAW	106.3	
15	9	Zaamin JAFFER	126.9	1	Howard FULLER	122.9	55	Ivan TARANOV	106.3	
16	33	Sean WALKINSHAW	126.9	17	Tom WALKER	122.9	7	Callum BOWYER	106.1	
17	14	Matt MASON	126.6	4	Kieran VERNON	122.7	43	David WAGNER	106.1	
18	17	Tom WALKER	126.6	18	Steve DURRANT	122.7	4	Kieran VERNON	105.9	
19	23	Russell DANZEY	126.1	28	Andrew JARMAN	122.7	28	Andrew JARMAN	105.9	
20	29	Raoul OWENS	125.7	9	Zaamin JAFFER	122.5	27	Jack DEX	105.7	
21	27	Jack DEX	125.0	29	Raoul OWENS	122.2	17	Tom WALKER	104.9	
22	28	Andrew JARMAN	125.0	27	Jack DEX	121.8	29	Raoul OWENS	104.2	

Weather / Track : Sunny / Dry

Donington Park National
Circuit Length = 1.9791 miles
Start: 15:30 End: 15:51



2011 Protyre Formula Renault BARC Championship

RACE 10 - GRID



ROW 11	1:09.695 55 Ivan TARANOV	1:09.735 27 Jack DEX
ROW 10	1:09.592 29 Raoul OWENS	1:09.687 17 Tom WALKER
ROW 9	1:09.429 7 Callum BOWYER	1:09.467 28 Andrew JARMAN
ROW 8	1:09.136 18 Steve DURRANT	1:09.169 33 Sean WALKINSHAW
ROW 7	1:08.780 23 Russell DANZEY	1:09.040 43 David WAGNER
ROW 6	1:08.550 14 Matt MASON	1:08.744 9 Zaamin JAFFER
ROW 5	1:08.467 77 Kourosh KHANI	1:08.483 26 Macaulay WALSH
ROW 4	1:08.418 5 Josh WEBSTER	1:08.455 25 Victor JIMINEZ
ROW 3	1:08.279 1 Howard FULLER	1:08.321 4 Kieran VERNON
ROW 2	1:07.909 2 Archie HAMILTON	1:08.014 35 Hector HURST
ROW 1	1:07.482 36 James THORP	1:07.765 8 Dino ZAMPARELLI

Pole

Donington Park National
Circuit Length = 1.9791 miles

These results are provisional until the conclusion of any judicial and technical matters.

Clerk of Course :		Timekeeper :
-------------------	--	--------------

Printed - 15.56 Saturday, 23 April 2011





2011 Protyre Formula Renault BARC Championship RACE 7 - CLASSIFICATION



POS	NO	CL	NAME	ENTRY	LAPS	TIME	GAP	DIFF	MPH	BEST	ON
1	5		Josh WEBSTER	Fortec Motorsport	14	16:10.834			102.74	1:08.169	11
2	36		James THORP	MTECH Lite	14	16:11.542	0.708	0.708	102.66	1:08.332	14
3	18		Steve DURRANT	RPD Motorsport	14	16:17.534	6.700	5.992	102.03	1:08.339	10
4	8		Dino ZAMPARELLI	Antel Motorsport	14	16:18.656	7.822	1.122	101.92	1:08.285	6
5	35		Hector HURST	Scorpio Motorsport	14	16:21.147	10.313	2.491	101.66	1:08.674	14
6	2		Archie HAMILTON	Fortec Motorsport	14	16:23.466	12.632	2.319	101.42	1:09.025	11
7	9		Zaamin JAFFER	Hillspeed	14	16:26.763	15.929	3.297	101.08	1:08.971	9
8	14		Matt MASON	MGR Motorsport	14	16:29.004	18.170	2.241	100.85	1:08.647	12
9	23		Russell DANZEY	MGR Motorsport	14	16:31.528	20.694	2.524	100.59	1:09.339	12
10	4		Kieran VERNON	Fortec Motorsport	14	16:42.447	31.613	10.919	99.50	1:08.909	12
11	55		Ivan TARANOV	Team Daytona	14	16:48.380	37.546	5.933	98.91	1:09.620	10
12	43		David WAGNER	MGR Motorsport	14	16:48.695	37.861	0.315	98.88	1:09.267	9
13	25		Victor JIMINEZ	Fortec Motorsport	14	16:56.926	46.092	8.231	98.08	1:09.204	10
14	27		Jack DEX	SWB Motorsport	14	16:58.854	48.020	1.928	97.89	1:10.071	13
15	77		Kourosh KHANI	Scorpio Motorsport	14	17:12.770	1:01.936	13.916	96.58	1:08.921	6
16	26		Macauley WALSH	SWB Motorsport	14	17:13.106	1:02.272	0.336	96.54	1:08.899	13
17	33		Sean WALKINSHAW	Hillspeed	14	17:21.608	1:10.774	8.502	95.76	1:10.364	7
18	28		Andrew JARMAN	SWB Motorsport	13	16:50.733	1 lap	1 lap	91.63	1:09.590	10
19	7		Callum BOWYER	Antel Motorsport	12	16:55.739	2 laps	1 lap	84.17	1:09.687	11
NOT CLASSIFIED											
DNF	29		Raoul OWENS	SWB Motorsport	11	13:17.440	3 laps	1 lap	98.27	1:09.613	11
DNF	1		Howard FULLER	Hillspeed	0						
DNF	17		Tom WALKER	JWA Racing	0						
FASTEST LAP											
	5		Josh WEBSTER	Fortec Motorsport	11	1:08.169			104.51 mph	168.19 kph	

Weather / Track : Sunny / Dry

These results are provisional until the conclusion of any judicial and technical matters.

Donington Park National
Circuit Length = 1.9791 miles
Start: 09:53 End: 10:10

Clerk of Course :

Timekeeper :



2011 Protyre Formula Renault BARC Championship
RACE 7 - LAP CHART

Lap 1			Lap 2			Lap 3			Lap 4			Lap 5		
No	Behind	Laptime	No	Behind	Laptime	No	Behind	Laptime	No	Behind	Laptime	No	Behind	Laptime
5		1:15.126	5		1:09.973	5		1:09.381	5		1:09.331	5		1:09.004
36	0.360	1:15.486	36	0.821	1:10.434	36	0.851	1:09.411	36	0.783	1:09.263	36	1.142	1:09.363
18	0.691	1:15.817	18	1.288	1:10.570	18	1.909	1:10.002	18	2.656	1:10.078	18	3.101	1:09.449
8	0.963	1:16.089	8	1.904	1:10.914	8	2.853	1:10.330	2	3.504	1:09.499	2	3.631	1:09.131
2	2.034	1:17.160	2	2.603	1:10.542	2	3.336	1:10.114	8	5.292	1:11.770	8	5.132	1:08.844
35	2.579	1:17.705	35	3.539	1:10.933	35	4.058	1:09.900	35	5.893	1:11.166	35	6.623	1:09.734
4	3.222	1:18.348	4	4.127	1:10.878	9	7.950	1:10.201	9	8.568	1:09.949	9	9.087	1:09.523
77	3.474	1:18.600	77	4.543	1:11.042	23	8.403	1:10.079	23	9.118	1:10.046	23	9.875	1:09.761
26	3.567	1:18.693	9	7.130	1:13.263	14	9.604	1:10.248	14	9.926	1:09.653	14	10.582	1:09.660
9	3.840	1:18.966	23	7.705	1:12.599	7	13.065	1:12.833	55	17.341	1:12.903	55	19.757	1:11.420
23	5.079	1:20.205	14	8.737	1:12.506	55	13.769	1:12.000	43	17.868	1:12.358	43	20.416	1:11.552
28	6.063	1:21.189	28	9.130	1:13.040	43	14.841	1:11.696	26	18.063	1:11.455	26	20.481	1:11.422
14	6.204	1:21.330	25	9.519	1:12.847	77	14.920	1:19.758 P	25	19.536	1:13.494	25	20.696	1:10.164
25	6.645	1:21.771	7	9.613	1:12.913	25	15.373	1:15.235	33	19.883	1:12.833	33	21.328	1:10.449
7	6.673	1:21.799	55	11.150	1:12.847	26	15.939	1:12.418	27	20.858	1:13.297	4	23.163	1:10.860
27	7.793	1:22.919	27	11.732	1:13.912	33	16.381	1:12.702	4	21.307	1:10.671	29	25.072	1:12.761
55	8.276	1:23.402	43	12.526	1:13.512	27	16.892	1:14.541	29	21.315	1:13.212	27	25.644	1:13.790
29	8.910	1:24.036	26	12.902	1:19.308	29	17.434	1:13.305	7	21.780	1:18.046 P	28	1 LAP	2:07.405
43	8.987	1:24.113	33	13.060	1:13.825	4	19.967	1:25.221	77	53.783	1:48.194	77	54.382	1:09.603
33	9.208	1:24.334	29	13.510	1:14.573	28	36.728	1:36.979 P						

Weather / Track : Sunny / Dry

Donington Park National
 Circuit Length = 1.9791 miles
 Start: 09:53 End: 10:10

2011 Protyre Formula Renault BARC Championship

RACE 7 - LAP CHART

Lap 6			Lap 7			Lap 8			Lap 9			Lap 10		
No	Behind	Laptime	No	Behind	Laptime	No	Behind	Laptime	No	Behind	Laptime	No	Behind	Laptime
5		1:08.938	5		1:08.707	5		1:08.345	5		1:08.420	5		1:08.312
36	1.119	1:08.915	36	1.435	1:09.023	36	2.032	1:08.942	36	2.204	1:08.592	36	2.461	1:08.569
18	3.460	1:09.297	18	3.803	1:09.050	18	4.403	1:08.945	18	6.075	1:10.092	18	6.102	1:08.339
2	3.909	1:09.216	8	4.630	1:08.858	8	4.677	1:08.392	8	6.308	1:10.051	8	6.503	1:08.507
8	4.479	1:08.285	2	5.877	1:10.675	2	6.971	1:09.439	2	8.480	1:09.929	2	9.266	1:09.098
35	7.288	1:09.603	35	7.696	1:09.115	35	8.337	1:08.986	35	9.164	1:09.247	35	9.770	1:08.918
9	9.655	1:09.506	9	10.415	1:09.467	9	11.843	1:09.773	9	12.394	1:08.971	9	13.550	1:09.468
14	11.220	1:09.576	14	11.766	1:09.253	14	13.173	1:09.752	14	14.423	1:09.670	14	15.202	1:09.091
23	11.465	1:10.528	23	12.558	1:09.800	23	13.604	1:09.391	23	15.392	1:10.208	23	17.080	1:10.000
55	21.134	1:10.315	55	22.642	1:10.215	55	25.654	1:11.357	55	27.250	1:10.016	55	28.558	1:09.620
26	21.766	1:10.223	26	23.004	1:09.945	4	27.570	1:11.879	4	28.487	1:09.337	4	29.161	1:08.986
25	22.090	1:10.332	25	23.361	1:09.978	43	28.543	1:13.040	43	29.390	1:09.267	43	30.382	1:09.304
43	22.834	1:11.356	43	23.848	1:09.721	25	28.782	1:13.766	25	29.905	1:09.543	25	30.797	1:09.204
33	23.191	1:10.801	4	24.036	1:09.389	29	29.529	1:10.259	29	30.917	1:09.808	29	32.290	1:09.685
4	23.354	1:09.129	33	24.848	1:10.364	28	1 LAP	1:09.625	28	1 LAP	1:09.799	28	1 LAP	1:10.463
29	26.418	1:10.284	29	27.615	1:09.904	7	2 LAPS	1:11.196	7	2 LAPS	1:09.741	7	2 LAPS	1:11.218
28	1 LAP	1:10.716	28	1 LAP	1:09.947	27	36.245	1:12.340	27	38.938	1:11.113	27	41.331	1:10.705
27	28.968	1:12.262	27	32.250	1:11.989	33	41.468	1:24.965	33	48.108	1:15.060	33	56.722	1:16.926
77	54.365	1:08.921	7	2 LAPS	3:37.602	26	55.895	1:41.236	77	57.026	1:09.188	77	58.580	1:09.866
			77	55.167	1:09.509	77	56.258	1:09.436	26	58.699	1:11.224	26	59.826	1:09.439

Weather / Track : Sunny / Dry

Donington Park National
Circuit Length = 1.9791 miles
Start: 09:53 End: 10:10

2011 Protyre Formula Renault BARC Championship
RACE 7 - LAP CHART

Lap 11			Lap 12			Lap 13			Lap 14		
No	Behind	Laptime	No	Behind	Laptime	No	Behind	Laptime	No	Behind	Laptime
5		1:08.169	5		1:08.210	5		1:08.335	5		1:10.583
36	2.730	1:08.438	36	2.891	1:08.371	36	2.959	1:08.403	36	0.708	1:08.332
18	7.267	1:09.334	18	7.415	1:08.358	18	7.663	1:08.583	18	6.700	1:09.620
8	7.451	1:09.117	8	7.766	1:08.525	8	7.939	1:08.508	8	7.822	1:10.466
2	10.122	1:09.025	35	11.572	1:09.283	35	12.222	1:08.985	35	10.313	1:08.674
35	10.499	1:08.898	2	12.383	1:10.471	2	13.415	1:09.367	2	12.632	1:09.800
9	14.787	1:09.406	9	15.650	1:09.073	9	16.578	1:09.263	9	15.929	1:09.934
14	15.901	1:08.868	14	16.338	1:08.647	14	17.025	1:09.022	14	18.170	1:11.728
23	18.366	1:09.455	23	19.495	1:09.339	23	21.094	1:09.934	23	20.694	1:10.183
4	31.054	1:10.062	4	31.753	1:08.909	4	32.520	1:09.102	4	31.613	1:09.676
55	32.219	1:11.830	55	34.191	1:10.182	55	37.406	1:11.550	55	37.546	1:10.723
43	32.461	1:10.248	43	34.559	1:10.308	43	37.667	1:11.443	43	37.861	1:10.777
25	32.867	1:10.239	28	1 LAP	1:10.254	28	1 LAP	1:09.936	28	1 LAP	1:11.790
29	33.734	1:09.613	7	2 LAPS	1:10.241	7	2 LAPS	1:09.687	7	2 LAPS	1:10.374
28	1 LAP	1:09.590	27	45.589	1:10.301	27	47.325	1:10.071	25	46.092	1:09.277
7	2 LAPS	1:10.089	25	46.486	1:21.829	25	47.398	1:09.247	27	48.020	1:11.278
27	43.498	1:10.336	77	1:02.172	1:09.219	77	1:03.191	1:09.354	77	1:01.936	1:09.328
77	1:01.163	1:10.752	26	1:02.877	1:09.324	26	1:03.441	1:08.899	26	1:02.272	1:09.414
26	1:01.763	1:10.106	33	1:07.114	1:12.550	33	1:10.224	1:11.445	33	1:10.774	1:11.133
33	1:02.774	1:14.221									

Weather / Track : Sunny / Dry

Donington Park National
 Circuit Length = 1.9791 miles
 Start: 09:53 End: 10:10

2011 Protyre Formula Renault BARC Championship

RACE 7 - BEST SECTOR TIMES

SECTOR 1			SECTOR 2			SECTOR 3			IDEAL / BEST COMPARISON						
POS	NO	NAME	TIME	NO	NAME	TIME	NO	NAME	TIME	POS	NO	NAME	IDEAL	BEST	DIFF
1	5	WEBSTER	19.983	5	WEBSTER	35.770	8	ZAMPARELLI	12.185	1	5	WEBSTER	1:07.947	1:08.169	0.222
2	8	ZAMPARELLI	19.985	18	DURRANT	35.797	5	WEBSTER	12.194	2	18	DURRANT	1:08.031	1:08.339	0.308
3	18	DURRANT	20.017	25	JIMINEZ	35.930	4	VERNON	12.195	3	8	ZAMPARELLI	1:08.127	1:08.285	0.158
4	36	THORP	20.060	8	ZAMPARELLI	35.957	36	THORP	12.204	4	36	THORP	1:08.244	1:08.332	0.088
5	4	VERNON	20.092	36	THORP	35.980	18	DURRANT	12.217	5	25	JIMINEZ	1:08.303	1:09.204	0.901
6	35	HURST	20.096	77	KHANI	36.062	25	JIMINEZ	12.246	6	4	VERNON	1:08.561	1:08.909	0.348
7	25	JIMINEZ	20.127	14	MASON	36.097	23	DANZEY	12.332	7	14	MASON	1:08.622	1:08.647	0.025
8	77	KHANI	20.135	35	HURST	36.170	35	HURST	12.370	8	77	KHANI	1:08.632	1:08.921	0.289
9	14	MASON	20.139	43	WAGNER	36.185	2	HAMILTON	12.386	9	35	HURST	1:08.636	1:08.674	0.038
10	26	WALSH	20.181	9	JAFFER	36.219	14	MASON	12.386	10	26	WALSH	1:08.848	1:08.899	0.051
11	2	HAMILTON	20.185	4	VERNON	36.274	26	WALSH	12.393	11	2	HAMILTON	1:08.853	1:09.025	0.172
12	9	JAFFER	20.204	26	WALSH	36.274	77	KHANI	12.435	12	9	JAFFER	1:08.881	1:08.971	0.090
13	23	DANZEY	20.241	2	HAMILTON	36.282	9	JAFFER	12.458	13	43	WAGNER	1:08.973	1:09.267	0.294
14	43	WAGNER	20.313	28	JARMAN	36.407	43	WAGNER	12.475	14	23	DANZEY	1:09.143	1:09.339	0.196
15	7	BOWYER	20.408	29	OWENS	36.431	55	TARANOV	12.542	15	28	JARMAN	1:09.457	1:09.590	0.133
16	28	JARMAN	20.429	7	BOWYER	36.477	7	BOWYER	12.592	16	7	BOWYER	1:09.477	1:09.687	0.210
17	55	TARANOV	20.447	23	DANZEY	36.570	27	DEX	12.606	17	29	OWENS	1:09.561	1:09.613	0.052
18	27	DEX	20.470	33	WALKINSHAW	36.603	29	OWENS	12.612	18	55	TARANOV	1:09.620	1:09.620	0.000
19	29	OWENS	20.518	55	TARANOV	36.631	28	JARMAN	12.621	19	27	DEX	1:09.941	1:10.071	0.130
20	33	WALKINSHAW	20.733	27	DEX	36.865	33	WALKINSHAW	12.627	20	33	WALKINSHAW	1:09.963	1:10.364	0.401
												Perfect Lap		1:07.938	

Weather / Track : Sunny / Dry

Donington Park National
Circuit Length = 1.9791 miles
Start: 09:53 End: 10:10

2011 Protyre Formula Renault BARC Championship

RACE 7 - SPEED TRAPS

SECTOR 1				SECTOR 2			FINISH LINE		
POS	NO	NAME	MPH	NO	NAME	MPH	NO	NAME	MPH
1	8	Dino ZAMPARELLI	130.3	8	Dino ZAMPARELLI	126.9	18	Steve DURRANT	109.0
2	18	Steve DURRANT	129.8	25	Victor JIMINEZ	126.4	8	Dino ZAMPARELLI	108.8
3	4	Kieran VERNON	128.3	4	Kieran VERNON	126.1	25	Victor JIMINEZ	108.6
4	25	Victor JIMINEZ	128.3	35	Hector HURST	125.4	4	Kieran VERNON	108.4
5	36	James THORP	128.3	43	David WAGNER	125.4	5	Josh WEBSTER	108.4
6	7	Callum BOWYER	128.1	14	Matt MASON	125.2	14	Matt MASON	108.4
7	26	Macaulay WALSH	128.1	18	Steve DURRANT	124.7	26	Macaulay WALSH	108.4
8	35	Hector HURST	128.1	33	Sean WALKINSHAW	124.7	35	Hector HURST	108.4
9	43	David WAGNER	128.1	77	Kourosh KHANI	124.7	36	James THORP	108.3
10	77	Kourosh KHANI	128.1	26	Macaulay WALSH	124.5	77	Kourosh KHANI	107.9
11	33	Sean WALKINSHAW	127.8	36	James THORP	124.5	7	Callum BOWYER	107.7
12	5	Josh WEBSTER	127.6	5	Josh WEBSTER	124.3	23	Russell DANZEY	107.7
13	2	Archie HAMILTON	127.1	23	Russell DANZEY	124.3	43	David WAGNER	107.7
14	14	Matt MASON	127.1	9	Zaamin JAFFER	123.6	2	Archie HAMILTON	107.3
15	23	Russell DANZEY	127.1	7	Callum BOWYER	123.4	33	Sean WALKINSHAW	107.3
16	55	Ivan TARANOV	127.1	55	Ivan TARANOV	123.4	28	Andrew JARMAN	107.0
17	9	Zaamin JAFFER	126.9	2	Archie HAMILTON	122.9	9	Zaamin JAFFER	106.8
18	28	Andrew JARMAN	126.9	28	Andrew JARMAN	122.9	55	Ivan TARANOV	106.8
19	29	Raoul OWENS	126.9	29	Raoul OWENS	122.9	27	Jack DEX	106.3
20	27	Jack DEX	125.7	27	Jack DEX	122.2	29	Raoul OWENS	105.6

Weather / Track : Sunny / Dry

Donington Park National
Circuit Length = 1.9791 miles
Start: 09:53 End: 10:10



2011 Protyre Formula Renault BARC Championship RACE 10 - CLASSIFICATION



POS	NO	CL	NAME	ENTRY	LAPS	TIME	GAP	DIFF	MPH	BEST	ON
1	36		James THORP	MTECH Lite	16	20:33.418			92.42	1:08.464	11
2	4		Kieran VERNON	Fortec Motorsport	16	20:34.802	1.384	1.384	92.31	1:08.155	15
3	2		Archie HAMILTON	Fortec Motorsport	16	20:38.904	5.486	4.102	92.01	1:08.443	12
4	18		Steve DURRANT	RPD Motorsport	16	20:39.381	5.963	0.477	91.97	1:08.431	16
5	1		Howard FULLER	Hillspeed	16	20:40.172	6.754	0.791	91.91	1:08.351	12
6	25		Victor JIMINEZ	Fortec Motorsport	16	20:42.719	9.301	2.547	91.72	1:08.567	15
7	43		David WAGNER	MGR Motorsport	16	20:48.970	15.552	6.251	91.27	1:08.915	16
8	8		Dino ZAMPARELLI	Antel Motorsport	16	20:49.611	16.193	0.641	91.22	1:07.848	12
9	14		Matt MASON	MGR Motorsport	16	20:51.278	17.860	1.667	91.10	1:08.869	12
10	28		Andrew JARMAN	SWB Motorsport	16	20:52.379	18.961	1.101	91.02	1:08.955	12
11	55		Ivan TARANOV	Team Daytona	16	20:55.593	22.175	3.214	90.78	1:09.148	12
12	29		Raoul OWENS	SWB Motorsport	16	20:56.447	23.029	0.854	90.72	1:09.037	15
13	35		Hector HURST	Scorpio Motorsport	16	21:00.004	26.586	3.557	90.47	1:08.163	12
14	9		Zaamin JAFFER	Hillspeed	16	21:13.680	40.262	13.676	89.49	1:09.134	10
15	17		Tom WALKER	JWA Racing	16	21:16.865	43.447	3.185	89.27	1:09.953	15
16	27		Jack DEX	SWB Motorsport	15	21:31.791	1 lap	1 lap	82.72	1:09.267	15

NOT CLASSIFIED

DNF	77		Kourosh KHANI	Scorpio Motorsport	15	19:41.338	1 lap		90.46	1:08.913	11
DNF	5		Josh WEBSTER	Fortec Motorsport	11	14:54.795	5 laps	4 laps	87.58	1:08.512	11
DNF	26		Macauley WALSH	SWB Motorsport	6	9:12.840	10 laps	5 laps	77.32	1:09.906	3
DNF	7		Callum BOWYER	Antel Motorsport	2	2:33.910	14 laps	4 laps	92.58	1:15.235	2
DNF	33		Sean WALKINSHAW	Hillspeed	2	2:33.926	14 laps		92.57	1:13.299	2
DNF	23		Russell DANZEY	MGR Motorsport	2	2:34.010	14 laps		92.52	1:16.298	2

FASTEST LAP

8			Dino ZAMPARELLI	Antel Motorsport	12	1:07.848			105.00 mph	168.99 kph	
---	--	--	-----------------	------------------	----	----------	--	--	------------	------------	--

Weather / Track : Bright / Dry

These results are provisional until the conclusion of any judicial and technical matters.

Donington Park National
Circuit Length = 1.9791 miles
Start: 12:25 End: 12:46

Clerk of Course :

Timekeeper :



2011 Protyre Formula Renault BARC Championship
RACE 10 - LAP CHART

Lap 1			Lap 2			Lap 3			Lap 4			Lap 5		
No	Behind	Laptime	No	Behind	Laptime	No	Behind	Laptime	No	Behind	Laptime	No	Behind	Laptime
36		1:13.019	36		1:09.716	36		1:09.409	36		2:11.063	36		2:13.891
2	1.801	1:14.820	2	2.132	1:10.047	2	2.328	1:09.605	2	0.946	2:09.681	2	0.519	2:13.464
4	2.146	1:15.165	4	2.790	1:10.360	4	2.777	1:09.396	4	1.499	2:09.785	4	0.664	2:13.056
8	2.308	1:15.327	5	3.453	1:10.141	5	3.298	1:09.254	5	1.930	2:09.695	5	1.330	2:13.291
5	3.028	1:16.047	8	3.765	1:11.173	8	3.505	1:09.149	8	2.370	2:09.928	8	1.794	2:13.315
1	3.357	1:16.376	1	3.877	1:10.236	1	4.121	1:09.653	1	3.035	2:09.977	1	2.385	2:13.241
26	3.777	1:16.796	26	4.809	1:10.748	26	5.306	1:09.906	26	3.548	2:09.305	26	2.970	2:13.313
25	4.025	1:17.044	25	5.368	1:11.059	35	5.804	1:09.617	35	4.684	2:09.943 P	25	3.786	2:12.788
35	4.099	1:17.118	35	5.596	1:11.213	25	6.832	1:10.873	25	4.889	2:09.120	18	4.283	2:12.608
9	4.370	1:17.389	18	6.660	1:11.411	18	7.608	1:10.357	18	5.566	2:09.021	9	4.948	2:12.488
23	4.693	1:17.712	9	7.582	1:12.928	9	8.509	1:10.336	9	6.351	2:08.905	43	5.468	2:11.689
18	4.965	1:17.984	43	8.669	1:12.033	43	10.052	1:10.792	43	7.670	2:08.681	28	6.693	2:11.884
7	5.656	1:18.675	28	10.433	1:13.139	28	11.966	1:10.942	28	8.700	2:07.797	77	6.698	2:10.743
14	5.913	1:18.932	29	10.877	1:13.436	77	12.450	1:10.851	77	9.846	2:08.459	14	8.005	2:11.042
43	6.352	1:19.371	14	10.967	1:14.770	14	12.954	1:11.396	14	10.854	2:08.963	29	8.708	2:10.910
28	7.010	1:20.029	77	11.008	1:11.969	29	13.276	1:11.808	29	11.689	2:09.476	55	10.451	2:11.860
29	7.157	1:20.176	7	11.175	1:15.235	55	13.891	1:11.472	55	12.482	2:09.654	35	10.539	2:19.746
33	7.608	1:20.627	33	11.191	1:13.299	27	18.893	1:16.982	27	12.987	2:05.157	27	12.855	2:13.759
27	8.054	1:21.073	23	11.275	1:16.298	17	20.349	1:14.907	17	14.491	2:05.205	17	13.399	2:12.799
55	8.445	1:21.464	27	11.320	1:12.982									
77	8.755	1:21.774	55	11.828	1:13.099									
17	12.420	1:25.439	17	14.851	1:12.147									

Weather / Track : Bright / Dry

Donington Park National
 Circuit Length = 1.9791 miles
 Start: 12:25 End: 12:46

2011 Protyre Formula Renault BARC Championship
RACE 10 - LAP CHART

Lap 6			Lap 7			Lap 8			Lap 9			Lap 10		
No	Behind	Laptime	No	Behind	Laptime	No	Behind	Laptime	No	Behind	Laptime	No	Behind	Laptime
36		1:09.614	36		1:08.962	36		1:08.914	36		1:08.828	36		1:08.679
2	0.886	1:09.981	2	1.215	1:09.291	2	1.610	1:09.309	2	1.891	1:09.109	2	2.171	1:08.959
4	1.371	1:10.321	4	1.419	1:09.010	4	1.899	1:09.394	4	2.286	1:09.215	4	2.927	1:09.320
5	2.027	1:10.311	8	2.724	1:09.508	8	2.329	1:08.519	8	2.668	1:09.167	8	3.736	1:09.747
8	2.178	1:09.998	5	2.944	1:09.879	5	3.134	1:09.104	5	3.068	1:08.762	5	4.188	1:09.799
1	2.466	1:09.695	1	3.918	1:10.414	1	4.324	1:09.320	1	4.518	1:09.022	1	4.836	1:08.997
18	4.435	1:09.766	18	4.359	1:08.886	18	5.035	1:09.590	18	4.974	1:08.767	18	5.136	1:08.841
25	5.205	1:11.033	25	6.544	1:10.301	25	7.042	1:09.412	25	7.324	1:09.110	25	7.377	1:08.732
9	5.665	1:10.331	9	7.183	1:10.480	9	8.372	1:10.103	9	9.098	1:09.554	9	9.553	1:09.134
26	6.128	1:12.772	43	7.496	1:10.248	77	9.097	1:10.290	77	9.784	1:09.515	77	10.373	1:09.268
43	6.210	1:10.356	77	7.721	1:09.377	43	9.488	1:10.906	43	10.056	1:09.396	43	10.738	1:09.361
77	7.306	1:10.222	28	9.245	1:10.043	28	10.408	1:10.077	28	11.275	1:09.695	28	12.086	1:09.490
28	8.164	1:11.085	14	9.624	1:09.957	14	10.695	1:09.985	14	11.600	1:09.733	14	12.351	1:09.430
14	8.629	1:10.238	29	11.663	1:10.980	29	12.668	1:09.919	55	15.397	1:10.309	55	16.370	1:09.652
29	9.645	1:10.551	55	12.966	1:10.041	55	13.916	1:09.864	29	15.709	1:11.869	29	17.450	1:10.420
35	10.426	1:09.501	35	14.072	1:12.608 P	17	20.668	1:10.561	17	21.987	1:10.147	17	23.781	1:10.473
55	11.887	1:11.050	17	19.021	1:10.836	35	27.668	1:22.510	35	27.283	1:08.443	35	26.945	1:08.341
17	17.147	1:13.362				27	1 LAP	2:39.319	27	1 LAP	1:10.656	27	1 LAP	1:10.098
27	26.233	1:22.992 P												

Weather / Track : Bright / Dry

Donington Park National
 Circuit Length = 1.9791 miles
 Start: 12:25 End: 12:46

2011 Protyre Formula Renault BARC Championship

RACE 10 - LAP CHART

Lap 11			Lap 12			Lap 13			Lap 14			Lap 15		
No	Behind	Laptime	No	Behind	Laptime	No	Behind	Laptime	No	Behind	Laptime	No	Behind	Laptime
36		1:08.464	36		1:08.483	36		1:08.468	36		1:08.556	36		1:08.570
2	2.228	1:08.521	2	2.188	1:08.443	4	2.456	1:08.531	4	2.155	1:08.255	4	1.740	1:08.155
4	2.633	1:08.170	4	2.393	1:08.243	2	3.292	1:09.572	2	5.485	1:10.749	2	5.567	1:08.652
8	3.349	1:08.077	8	2.714	1:07.848	8	3.436	1:09.190	1	6.158	1:09.357	18	6.314	1:08.676
5	4.236	1:08.512	1	4.907	1:08.351	1	5.357	1:08.918	18	6.208	1:09.021	1	7.120	1:09.532
1	5.039	1:08.667	18	5.462	1:08.582	18	5.743	1:08.749	25	9.196	1:08.975	25	9.193	1:08.567
18	5.363	1:08.691	25	8.325	1:08.631	25	8.777	1:08.920	9	13.261	1:09.682	43	15.419	1:10.550
25	8.177	1:09.264	9	11.195	1:09.253	9	12.135	1:09.408	43	13.439	1:09.071	77	16.702	1:11.534
9	10.425	1:09.336	77	11.583	1:09.244	43	12.924	1:09.551	77	13.738	1:09.025	8	16.872	1:09.417
77	10.822	1:08.913	43	11.841	1:08.932	77	13.269	1:10.154	14	14.972	1:09.092	14	17.212	1:10.810
43	11.392	1:09.118	28	13.526	1:08.955	14	14.436	1:09.142	8	16.025	1:21.145	28	17.905	1:09.405
28	13.054	1:09.432	14	13.762	1:08.869	28	15.238	1:10.180	28	17.070	1:10.388	9	20.132	1:15.441
14	13.376	1:09.489	55	18.184	1:09.148	55	19.105	1:09.389	55	19.983	1:09.434	55	20.843	1:09.430
55	17.519	1:09.613	29	19.649	1:09.533	29	20.759	1:09.578	29	21.845	1:09.642	29	22.312	1:09.037
29	18.599	1:09.613	35	26.800	1:08.163	35	26.703	1:08.371	35	26.471	1:08.324	35	26.306	1:08.405
35	27.120	1:08.639	17	36.082	1:11.413	17	37.989	1:10.375	17	39.904	1:10.471	17	41.287	1:09.953
17	33.152	1:17.835	27	1 LAP	1:09.946	27	1 LAP	1:09.594	27	1 LAP	1:10.249	27	1 LAP	1:09.424
27	1 LAP	1:10.293												

Weather / Track : Bright / Dry

Donington Park National
Circuit Length = 1.9791 miles
Start: 12:25 End: 12:46

2011 Protyre Formula Renault BARC Championship
RACE 10 - LAP CHART

Lap 16		
No	Behind	Laptime
36		1:08.782
4	1.384	1:08.426
2	5.486	1:08.701
18	5.963	1:08.431
1	6.754	1:08.416
25	9.301	1:08.890
43	15.552	1:08.915
8	16.193	1:08.103
14	17.860	1:09.430
28	18.961	1:09.838
55	22.175	1:10.114
29	23.029	1:09.499
35	26.586	1:09.062
9	40.262	1:28.912
17	43.447	1:10.942
27	1 LAP	1:09.267

Weather / Track : Bright / Dry

Donington Park National
Circuit Length = 1.9791 miles
Start: 12:25 End: 12:46

2011 Protyre Formula Renault BARC Championship

RACE 10 - BEST SECTOR TIMES

SECTOR 1			SECTOR 2			SECTOR 3			IDEAL / BEST COMPARISON						
POS	NO	NAME	TIME	NO	NAME	TIME	NO	NAME	TIME	POS	NO	NAME	IDEAL	BEST	DIFF
1	8	ZAMPARELLI	19.945	8	ZAMPARELLI	35.385	8	ZAMPARELLI	12.051	1	8	ZAMPARELLI	1:07.381	1:07.848	0.467
2	18	DURRANT	19.948	4	VERNON	35.759	18	DURRANT	12.190	2	4	VERNON	1:08.055	1:08.155	0.100
3	35	HURST	20.007	35	HURST	35.783	4	VERNON	12.196	3	35	HURST	1:08.075	1:08.163	0.088
4	77	KHANI	20.054	5	WEBSTER	35.903	36	THORP	12.231	4	18	DURRANT	1:08.163	1:08.431	0.268
5	25	JIMINEZ	20.055	2	HAMILTON	35.905	1	FULLER	12.240	5	2	HAMILTON	1:08.251	1:08.443	0.192
6	36	THORP	20.081	43	WAGNER	35.998	2	HAMILTON	12.263	6	36	THORP	1:08.342	1:08.464	0.122
7	2	HAMILTON	20.083	1	FULLER	36.014	5	WEBSTER	12.264	7	1	FULLER	1:08.351	1:08.351	0.000
8	1	FULLER	20.097	18	DURRANT	36.025	25	JIMINEZ	12.271	8	5	WEBSTER	1:08.401	1:08.512	0.111
9	4	VERNON	20.100	36	THORP	36.030	35	HURST	12.285	9	25	JIMINEZ	1:08.473	1:08.567	0.094
10	43	WAGNER	20.172	28	JARMAN	36.091	14	MASON	12.335	10	43	WAGNER	1:08.592	1:08.915	0.323
11	55	TARANOV	20.219	29	OWENS	36.115	77	KHANI	12.336	11	77	KHANI	1:08.730	1:08.913	0.183
12	14	MASON	20.222	25	JIMINEZ	36.147	27	DEX	12.371	12	14	MASON	1:08.751	1:08.869	0.118
13	5	WEBSTER	20.234	14	MASON	36.194	43	WAGNER	12.422	13	28	JARMAN	1:08.955	1:08.955	0.000
14	9	JAFFER	20.275	77	KHANI	36.340	55	TARANOV	12.452	14	29	OWENS	1:09.010	1:09.037	0.027
15	27	DEX	20.372	9	JAFFER	36.406	9	JAFFER	12.453	15	55	TARANOV	1:09.112	1:09.148	0.036
16	28	JARMAN	20.383	55	TARANOV	36.441	29	OWENS	12.476	16	9	JAFFER	1:09.134	1:09.134	0.000
17	29	OWENS	20.419	27	DEX	36.493	28	JARMAN	12.481	17	27	DEX	1:09.236	1:09.267	0.031
18	26	WALSH	20.487	26	WALSH	36.514	17	WALKER	12.569	18	26	WALSH	1:09.713	1:09.906	0.193
19	17	WALKER	20.488	17	WALKER	36.831	23	DANZEY	12.633	19	17	WALKER	1:09.888	1:09.953	0.065
20	7	BOWYER	20.790	33	WALKINSHAW	37.442	26	WALSH	12.712	20	33	WALKINSHAW	1:11.629	1:13.299	1.670
21	33	WALKINSHAW	21.087	7	BOWYER	38.118	7	BOWYER	13.082	21	7	BOWYER	1:11.990	1:15.235	3.245
22	23	DANZEY	21.622	23	DANZEY	38.170	33	WALKINSHAW	13.100	22	23	DANZEY	1:12.425	1:16.298	3.873

Perfect Lap	1:07.381
-------------	----------

Weather / Track : Bright / Dry

Donington Park National
Circuit Length = 1.9791 miles
Start: 12:25 End: 12:46

2011 Protyre Formula Renault BARC Championship

RACE 10 - SPEED TRAPS

SECTOR 1				SECTOR 2			FINISH LINE			
POS	NO	NAME	MPH	NO	NAME	MPH	NO	NAME	MPH	
1	43	David WAGNER	129.3	18	Steve DURRANT	127.1	8	Dino ZAMPARELLI	109.2	
2	18	Steve DURRANT	128.6	35	Hector HURST	126.4	18	Steve DURRANT	109.2	
3	35	Hector HURST	128.6	43	David WAGNER	126.4	77	Kourosh KHANI	109.0	
4	77	Kourosh KHANI	128.6	14	Matt MASON	125.9	35	Hector HURST	108.6	
5	4	Kieran VERNON	128.3	5	Josh WEBSTER	125.4	5	Josh WEBSTER	108.3	
6	8	Dino ZAMPARELLI	128.3	33	Sean WALKINSHAW	125.4	43	David WAGNER	108.3	
7	5	Josh WEBSTER	128.1	7	Callum BOWYER	125.2	14	Matt MASON	108.1	
8	36	James THORP	127.8	8	Dino ZAMPARELLI	125.2	36	James THORP	108.1	
9	1	Howard FULLER	127.6	26	Macaulay WALSH	125.2	4	Kieran VERNON	107.9	
10	25	Victor JIMINEZ	127.6	77	Kourosh KHANI	125.2	1	Howard FULLER	107.7	
11	26	Macaulay WALSH	127.6	4	Kieran VERNON	125.0	25	Victor JIMINEZ	107.7	
12	55	Ivan TARANOV	127.6	36	James THORP	124.7	55	Ivan TARANOV	107.5	
13	9	Zaamin JAFFER	127.3	1	Howard FULLER	124.3	2	Archie HAMILTON	107.3	
14	14	Matt MASON	127.1	25	Victor JIMINEZ	124.3	26	Macaulay WALSH	107.2	
15	2	Archie HAMILTON	126.9	55	Ivan TARANOV	124.0	27	Jack DEX	107.2	
16	17	Tom WALKER	126.6	2	Archie HAMILTON	123.8	23	Russell DANZEY	106.8	
17	28	Andrew JARMAN	126.6	28	Andrew JARMAN	123.8	28	Andrew JARMAN	106.8	
18	29	Raoul OWENS	126.6	9	Zaamin JAFFER	123.6	9	Zaamin JAFFER	106.6	
19	33	Sean WALKINSHAW	126.1	27	Jack DEX	123.6	33	Sean WALKINSHAW	106.4	
20	27	Jack DEX	125.9	17	Tom WALKER	123.1	7	Callum BOWYER	106.3	
21	23	Russell DANZEY	124.5	23	Russell DANZEY	122.9	29	Raoul OWENS	105.9	
22	7	Callum BOWYER	121.6	29	Raoul OWENS	122.9	17	Tom WALKER	105.4	

Weather / Track : Bright / Dry

Donington Park National
Circuit Length = 1.9791 miles
Start: 12:25 End: 12:46

Pickup Trucks Championship

QUALIFYING - RACE 4 - CLASSIFICATION

POS	NO	CL	NAME	ENTRY	TIME	ON	LAPS	GAP	DIFF	MPH
1	22		Nic GRINDROD	Pickup Truck	1:17.623	7	8			91.78
2	15		Simon CARR	Pickup Truck	1:18.225	7	8	0.602	0.602	91.07
3	16		Steve DANCE - Transponder N/W	Pickup Truck	1:18.561	5	7	0.938	0.336	90.68
4	93		Michael SMITH	Pickup Truck	1:18.579	6	8	0.956	0.018	90.66
5	63		Phil WHITE	Pickup Truck	1:18.605	6	8	0.982	0.026	90.63
6	41		Carl BOARDLEY	Pickup Truck	1:19.564	7	8	1.941	0.959	89.54
7	14		Damien CARR	Pickup Truck	1:20.393	7	8	2.770	0.829	88.62
8	23		David LONGHURST	Pickup Truck	1:20.791	6	7	3.168	0.398	88.18
9	20		Charlie WEAVER	Pickup Truck	1:20.975	7	7	3.352	0.184	87.98
10	12		Paul TOMPKINS	Pickup Truck	1:21.724	4	7	4.101	0.749	87.17
11	37		Neil TRESSLER	Pickup Truck	1:21.861	5	7	4.238	0.137	87.03
12	8		David O'REGAN	Pickup Truck	1:22.225	7	7	4.602	0.364	86.64
13	7		Tony MUMFORD - Transponder N/	Pickup Truck	1:22.346	4	4	4.723	0.121	86.52
14	69		Lee ROGERS	Pickup Truck	1:22.845	4	5	5.222	0.499	85.99
15	36		Nick WHITE	Pickup Truck	1:23.561	2	7	5.938	0.716	85.26
16	33		Danny BROSANAN	Pickup Truck	1:27.086	6	7	9.463	3.525	81.81

Weather / Track : Sunny / Dry
 These results are provisional until the conclusion of any judicial and technical matters.

Donington Park National
 Circuit Length = 1.9791 miles
 Start: 11:09 End: 11:31

Clerk of Course :		Timekeeper :
-------------------	--	--------------

Pickup Trucks Championship

QUALIFYING - RACE 9 - CLASSIFICATION

POS	NO	CL	NAME	ENTRY	TIME	ON	LAPS	GAP	DIFF	MPH
1	22		Nic GRINDROD	Pickup Truck	1:17.712	1	7			91.68
2	16		Steve DANCE - Transponder N/W	Pickup Truck	1:17.761	1	5	0.049	0.049	91.62
3	93		Michael SMITH	Pickup Truck	1:18.464	1	7	0.752	0.703	90.80
4	41		Carl BOARDLEY	Pickup Truck	1:18.754	4	6	1.042	0.290	90.46
5	15		Simon CARR	Pickup Truck	1:18.920	6	6	1.208	0.166	90.27
6	63		Phil WHITE	Pickup Truck	1:18.974	3	6	1.262	0.054	90.21
7	23		David LONGHURST	Pickup Truck	1:19.837	5	6	2.125	0.863	89.23
8	14		Damien CARR	Pickup Truck	1:19.866	1	6	2.154	0.029	89.20
9	8		David O'REGAN	Pickup Truck	1:20.828	7	7	3.116	0.962	88.14
10	7		Tony MUMFORD - Transponder N/	Pickup Truck	1:21.335	1	5	3.623	0.507	87.59
11	37		Neil TRESSLER	Pickup Truck	1:21.572	3	6	3.860	0.237	87.34
12	20		Charlie WEAVER	Pickup Truck	1:21.632	5	6	3.920	0.060	87.27
13	12		Paul TOMPKINS	Pickup Truck	1:22.057	4	5	4.345	0.425	86.82
14	33		Danny BROSANAN	Pickup Truck		0	1			
15	36		Nick WHITE	Pickup Truck		0	1			

Weather / Track : Sunny / Dry
 These results are provisional until the conclusion of any judicial and technical matters.

Donington Park National
 Circuit Length = 1.9791 miles
 Start: 11:19 End: 11:31

Clerk of Course :		Timekeeper :
-------------------	--	--------------

Pickup Trucks Championship

QUALIFYING - RACE 4 - SECTOR ANALYSIS

7 Tony MUMFORD - Transponder N/W															
1-					1:30.034	6-					1:21.706				
2-					1:29.249	7-					1:23.912				
3-					1:23.003	8-					1:22.701				
4-					1:22.346	9-		ln	ln		1:31.825 P				
5-					1:21.335										
8 David O'REGAN															
1-	Out	75.1	52.458	97.5	16.533	90.2	1:34.276	8-	23.948	97.0	44.074	108.4	14.798	93.8	1:22.820
2-	25.002	88.2	47.857	108.9	15.734	94.9	1:28.593	9-	23.896	100.3	43.727	113.4	14.694	97.4	1:22.317
3-	26.325	83.4	46.938	110.0	15.525	94.1	1:28.788	10-	23.737	99.9	46.135	101.5	15.065	98.7	1:24.937
4-	25.602	84.7	47.964	113.0	14.988	97.5	1:28.554	11-	23.936	98.5	42.992	114.3	74.333	98.3	1:21.261
5-	23.930	89.0	44.221	114.5	14.696	98.0	1:22.847	12-	23.491	100.9	43.412	109.7	14.349	97.4	1:21.252
6-	23.945	98.5	43.736	115.5	14.979	98.4	1:22.660	13-	23.412	103.9	43.308	111.7	14.584	98.3	1:21.304
7-	23.804	97.4	43.891	109.5	14.530	98.6	1:22.225	14-	23.616	103.2	42.829	114.3	14.383	97.7	1:20.828
12 Paul TOMPKINS															
1-	Out	75.1	49.939	108.9	15.388	95.2	1:29.936	7-	25.033	103.1	43.819	110.6	14.977	94.9	1:23.829
2-	24.121	95.3	45.087	111.8	15.178	95.8	1:24.386	8-	23.858	107.9	43.610	110.4	14.663	95.2	1:22.131
3-	24.294	96.4	43.530	111.1	14.802	95.8	1:22.626	9-	23.722	103.2	44.913	103.7	15.075	93.5	1:23.710
4-	23.523	104.0	43.689	111.1	14.512	95.6	1:21.724	10-	23.944	109.3	44.300	111.1	14.807	95.3	1:23.051
5-	23.601	101.4	44.100	110.7	14.606	95.8	1:22.307	11-	23.477	111.3	43.791	110.9	14.789	94.6	1:22.057
6-	23.677	98.8	43.922	111.5	14.625	95.9	1:22.224	12-	23.807	107.7	53.557	79.3	ln		1:39.025 P
14 Damien CARR															
1-	Out	79.7	47.659	113.6	15.805	95.5	1:28.546	8-	23.027	116.9	43.294	113.4	14.420	97.1	1:20.741
2-	23.857	105.8	44.137	112.6	14.934	96.2	1:22.928	9-	22.961	116.3	42.540	113.0	14.365	97.2	1:19.866
3-	23.429	107.9	44.218	114.1	14.531	96.8	1:22.178	10-	23.636	112.6	42.544	115.3	14.341	97.4	1:20.521
4-	23.001	112.0	42.965	114.3	14.493	96.9	1:20.459	11-	23.167	113.4	42.821	113.0	14.367	96.6	1:20.355
5-	22.926	115.1	42.879	114.7	16.211	93.5	1:22.016	12-	22.981	113.4	42.574	112.8	14.371	96.9	1:19.926
6-	24.171	114.5	43.004	116.1	14.362	96.6	1:21.537	13-	22.923	114.7	42.559	113.0	14.584	96.6	1:20.066
7-	23.019	111.1	42.922	114.3	14.452	97.7	1:20.393	14-	22.956	116.5	42.607	113.7	ln		1:26.098 P
15 Simon CARR															
1-	Out	89.6	47.839	107.4	15.870	94.9	1:26.786	8-	22.532	118.8	42.472	114.1	15.214	96.3	1:20.218
2-	23.367	115.7	43.026	115.7	14.465	98.4	1:20.858	9-	22.961	116.9	42.010	114.9	13.978	99.7	1:18.949
3-	22.902	110.9	42.853	114.9	14.314	97.7	1:20.069	10-	22.914	114.3	42.480	114.7	ln		1:23.832 P
4-	22.873	108.8	42.652	114.9	14.233	97.5	1:19.758	11-	Out	108.8	43.620	113.4	14.489	96.5	2:46.345
5-	22.547	117.3	41.962	115.1	14.029	97.1	1:18.538	12-	23.311	116.3	42.447	114.1	14.283	97.5	1:20.041
6-	22.937	115.9	41.897	115.3	14.101	98.9	1:18.935	13-	22.912	117.7	42.220	114.9	14.012	98.4	1:19.144
7-	22.606	117.5	41.641	116.1	13.978	99.3	1:18.225	14-	22.631	117.3	42.264	114.7	14.025	97.4	1:18.920
16 Steve DANCE - Transponder N/W															
1-					1:21.465	7-									4:04.855
2-					1:19.982	8-									1:17.761
3-					1:19.306	9-									1:18.103
4-					1:18.955	10-									1:18.914
5-					1:18.561	11-									1:19.543
6-			ln	ln	1:24.154 P	12-									1:18.060
20 Charlie WEAVER															
1-	Out	83.2	49.394	111.7	17.178	89.9	1:29.538	8-	23.485	105.7	43.703	111.7	14.696	96.2	1:21.884
2-	24.894	102.0	44.150	113.6	16.463	86.6	1:25.507	9-	23.659	106.5	44.101	111.3	14.906	96.6	1:22.666
3-	24.890	101.7	44.091	113.6	14.992	97.5	1:23.973	10-	23.451	107.9	43.681	113.2	ln		1:30.924 P
4-	23.249	102.9	43.656	113.9	14.466	97.7	1:21.371	11-	Out	95.9	45.346	108.8	15.105	98.1	3:01.708
5-	23.491	106.4	43.101	113.9	14.655	96.6	1:21.247	12-	23.060	113.2	43.611	114.7	14.961	93.9	1:21.632
6-	23.502	106.0	43.465	112.8	14.826	96.9	1:21.793	13-	24.365	107.2	43.239	112.6	14.541	96.9	1:22.145
7-	23.464	108.9	43.072	112.6	14.439	95.9	1:20.975								
22 Nic GRINDROD															
1-	Out	97.1	44.525	110.4	14.802	95.8	1:21.524	9-	22.739	116.5	41.120	115.1	13.853	98.7	1:17.712
2-	23.024	118.1	42.004	113.6	14.334	98.1	1:19.362	10-	22.869	116.3	41.138	111.5	13.932	98.1	1:17.939

Weather / Track : Sunny / Dry

Donington Park National
Circuit Length = 1.9791 miles
Start: 11:09 End: 11:31

Pickup Trucks Championship

QUALIFYING - RACE 4 - SECTOR ANALYSIS

3 -	23.334	115.9	42.214	112.2	14.166	97.1	1:19.714	11 -	22.882	116.3	41.183	114.7	13.924	98.3	1:17.989
4 -	22.826	116.7	41.675	113.0	14.058	96.9	1:18.559	12 -	22.715	118.1	41.076	115.5	14.216	99.5	1:18.007
5 -	22.787	117.1	41.487	113.9	13.947	97.2	1:18.221	13 -	22.953	115.9	41.514	113.4	13.998	98.4	1:18.465
6 -	22.798	117.5	41.715	114.9	14.103	98.4	1:18.616	14 -	22.565	116.9	41.448	114.3	13.933	98.9	1:17.946
7 -	22.499	117.1	41.064	117.3	14.060	96.8	1:17.623	15 -	22.637	119.0	41.395	114.1	13.684	98.3	1:17.716
8 -	22.636	119.2	41.258	116.9	14.270	99.3	1:18.164								
23	David LONGHURST														
1 -	Out	94.3	48.390	112.0	17.043	91.8	1:28.017	8 -	23.305	113.9	42.384	112.4	14.357	96.3	1:20.046
2 -	23.992	109.5	44.184	112.2	14.586	96.8	1:22.762	9 -	23.020	113.2	43.632	105.0	In		1:30.853 P
3 -	23.402	111.1	43.647	112.8	14.640	97.1	1:21.689	10 -	Out	108.4	43.065	112.0	14.285	95.5	3:12.629
4 -	23.698	113.2	43.583	112.8	16.053	92.6	1:23.334	11 -	23.020	115.1	42.987	112.4	14.645	95.8	1:20.652
5 -	23.499	114.3	43.219	111.5	14.661	95.2	1:21.379	12 -	23.112	115.1	42.373	112.4	14.352	95.9	1:19.837
6 -	23.364	114.7	42.896	112.2	14.531	96.3	1:20.791	13 -	23.052	113.6	46.897	68.8	In		1:38.882 P
7 -	24.620	114.9	43.005	111.7	14.514	95.9	1:22.139								
33	Danny BROSANAN														
1 -	Out	74.0	54.752	104.9	22.165	69.4	1:41.085	5 -	24.747	93.1	47.922	106.9	15.706	90.2	1:28.375
2 -	26.661	80.9	49.186	108.6	16.113	90.1	1:31.960	6 -	24.710	93.7	47.021	107.9	15.355	92.3	1:27.086
3 -	25.561	81.7	49.884	105.0	15.959	91.3	1:31.404	7 -	24.430	99.3	48.959	107.4	15.707	83.7	1:29.096
4 -	25.229	94.0	47.511	107.0	15.486	91.8	1:28.226	8 -	26.042	95.9	48.049	100.6	In		1:38.820 P
36	Nick WHITE														
1 -	Out	86.3	48.721	107.2	16.115	92.6	1:28.608	5 -	Out	101.4	45.091	110.7	14.783	95.6	2:21.730
2 -	24.260	98.8	44.517	112.4	14.784	95.5	1:23.561	6 -	23.533	105.5	45.324	108.2	14.756	95.9	1:23.613
3 -	24.022	101.2	45.069	111.3	14.770	96.2	1:23.861	7 -	24.571	93.3	44.979	111.1	15.164	95.3	1:24.714
4 -	23.970	101.7	44.469	111.1	In		1:26.693 P	8 -	23.756	107.5	46.115	102.8	In		1:30.289 P
37	Neil TRESSLER														
1 -	Out	91.3	47.248	110.0	17.638	90.4	1:26.982	8 -	Out	98.4	44.099	108.4	14.815	94.6	3:02.287
2 -	24.113	105.2	44.050	114.5	16.173	90.1	1:24.336	9 -	24.352	108.8	43.590	110.4	14.446	94.9	1:22.388
3 -	24.023	104.2	43.742	111.7	15.121	91.0	1:22.886	10 -	23.586	112.0	43.436	108.2	14.550	95.6	1:21.572
4 -	23.708	108.9	43.339	110.7	14.864	91.1	1:21.911	11 -	23.771	112.4	44.738	108.2	14.584	94.8	1:23.093
5 -	23.751	109.5	43.038	111.1	15.072	90.4	1:21.861	12 -	23.701	110.0	44.320	108.8	14.617	94.9	1:22.638
6 -	23.841	110.6	43.609	112.4	14.863	95.6	1:22.313	13 -	23.464	109.3	44.298	109.7	14.661	94.5	1:22.423
7 -	23.489	111.7	42.881	110.4	In		1:25.199 P								
41	Carl BOARDLEY														
1 -	Out	77.9	49.357	113.6	15.092	96.8	1:28.418	8 -	23.009	117.3	42.813	114.3	In		1:25.568 P
2 -	23.963	97.0	45.331	115.5	14.335	98.0	1:23.629	9 -	Out	77.8	53.164	97.4	15.639	88.0	2:25.812
3 -	22.923	111.1	43.227	116.7	14.327	98.9	1:20.477	10 -	24.145	116.7	43.307	116.7	14.099	99.3	1:21.551
4 -	22.635	117.1	43.590	115.7	14.466	98.9	1:20.691	11 -	23.574	108.9	43.802	116.3	14.114	99.0	1:21.490
5 -	22.693	118.1	42.547	117.3	15.940	94.8	1:21.180	12 -	22.675	109.8	42.022	114.7	14.057	99.5	1:18.754
6 -	23.551	116.3	42.523	116.5	14.072	98.9	1:20.146	13 -	23.034	111.5	43.867	116.3	15.580	93.3	1:22.481
7 -	23.434	112.2	42.165	116.1	13.965	99.0	1:19.564	14 -	23.151	112.6	42.098	115.3	13.888	99.3	1:19.137
63	Phil WHITE														
1 -	Out	93.5	48.598	112.8	14.420	97.8	1:27.485	8 -	22.907	116.7	42.135	115.1	14.679	96.1	1:19.721
2 -	23.087	116.3	43.194	113.9	14.285	97.8	1:20.566	9 -	23.005	117.7	42.411	115.3	14.516	97.7	1:19.932
3 -	22.638	116.9	42.535	115.5	14.389	94.5	1:19.562	10 -	24.738	117.1	41.688	117.3	14.044	98.6	1:20.470
4 -	22.945	119.2	42.140	116.1	14.412	98.0	1:19.497	11 -	22.615	116.3	42.027	116.3	14.332	97.8	1:18.974
5 -	22.453	119.4	41.908	115.9	14.588	97.2	1:18.949	12 -	23.709	118.6	41.718	116.7	15.239	94.8	1:20.666
6 -	22.528	117.7	41.873	115.7	14.204	98.1	1:18.605	13 -	22.868	115.9	42.459	114.9	14.490	95.3	1:19.817
7 -	22.631	118.6	42.214	116.9	14.333	95.9	1:19.178	14 -	23.319	110.0	49.056	83.3	In		1:34.720 P
69	Lee ROGERS														
1 -	Out	79.1	53.954	90.6	In		1:43.206 P	4 -	23.735	111.8	43.933	109.3	15.177	93.4	1:22.845
2 -	Out	97.8	46.248	108.1	15.738	93.0	2:41.334	5 -	23.664	111.5	44.198	106.0	15.392	89.7	1:23.254
3 -	24.151	106.5	44.128	109.5	15.102	93.5	1:23.381								
93	Michael SMITH														
1 -	Out	92.4	47.995	110.6	15.519	95.1	1:26.711	9 -	23.196	117.9	41.361	116.3	13.907	99.8	1:18.464
2 -	23.319	112.8	42.565	114.9	14.375	98.0	1:20.259	10 -	22.820	114.1	41.716	115.9	14.278	98.4	1:18.814

Weather / Track : Sunny / Dry

Donington Park National
Circuit Length = 1.9791 miles
Start: 11:09 End: 11:31

Pickup Trucks Championship

QUALIFYING - RACE 4 - SECTOR ANALYSIS

3 -	22.933	116.5	42.358	116.9	14.410	99.2	1:19.701	11 -	22.778	117.9	41.966	115.7	13.912	99.5	1:18.656
4 -	22.541	114.9	42.935	115.9	14.307	98.7	1:19.783	12 -	23.211	119.0	41.612	114.7	15.046	95.1	1:19.869
5 -	22.676	116.9	42.690	116.5	15.222	95.2	1:20.588	13 -	25.055	103.9	42.117	116.1	14.302	98.9	1:21.474
6 -	22.736	118.6	41.801	115.5	14.042	97.5	1:18.579	14 -	22.945	108.8	43.681	116.9	15.032	95.2	1:21.658
7 -	22.763	116.5	41.832	115.1	14.003	97.5	1:18.598	15 -	22.956	115.7	41.807	114.7	14.008	96.9	1:18.771
8 -	22.631	116.3	43.104	114.5	14.306	97.7	1:20.041								

Weather / Track : Sunny / Dry

Donington Park National
Circuit Length = 1.9791 miles
Start: 11:09 End: 11:31

Pickup Trucks Championship

QUALIFYING - RACE 4 - BEST SECTOR TIMES

SECTOR 1			SECTOR 2			SECTOR 3			IDEAL / BEST COMPARISON						
POS	NO	NAME	TIME	NO	NAME	TIME	NO	NAME	TIME	POS	NO	NAME	IDEAL	BEST	DIFF
1	63	WHITE	22.453	22	GRINDROD	41.064	22	GRINDROD	13.684	1	22	GRINDROD	1:17.247	1:17.623	0.376
2	22	GRINDROD	22.499	93	SMITH	41.361	41	BOARDLEY	13.888	2	93	SMITH	1:17.809	1:18.464	0.655
3	15	CARR	22.532	15	CARR	41.641	93	SMITH	13.907	3	15	CARR	1:18.151	1:18.225	0.074
4	93	SMITH	22.541	63	WHITE	41.688	15	CARR	13.978	4	63	WHITE	1:18.185	1:18.605	0.420
5	41	BOARDLEY	22.635	41	BOARDLEY	42.022	63	WHITE	14.044	5	41	BOARDLEY	1:18.545	1:18.754	0.209
6	14	CARR	22.923	23	LONGHURST	42.373	23	LONGHURST	14.285	6	23	LONGHURST	1:19.678	1:19.837	0.159
7	23	LONGHURST	23.020	14	CARR	42.540	8	O'REGAN	14.333	7	14	CARR	1:19.804	1:19.866	0.062
8	20	WEAVER	23.060	8	O'REGAN	42.829	14	CARR	14.341	8	20	WEAVER	1:20.571	1:20.975	0.404
9	8	O'REGAN	23.412	37	TRESSLER	42.881	20	WEAVER	14.439	9	8	O'REGAN	1:20.574	1:20.828	0.254
10	37	TRESSLER	23.464	20	WEAVER	43.072	37	TRESSLER	14.446	10	37	TRESSLER	1:20.791	1:21.572	0.781
11	12	TOMPKINS	23.477	12	TOMPKINS	43.530	12	TOMPKINS	14.512	11	12	TOMPKINS	1:21.519	1:21.724	0.205
12	36	WHITE	23.533	69	ROGERS	43.933	36	WHITE	14.756	12	69	ROGERS	1:22.699	1:22.845	0.146
13	69	ROGERS	23.664	36	WHITE	44.469	69	ROGERS	15.102	13	36	WHITE	1:22.758	1:23.561	0.803
14	33	BROSNAN	24.430	33	BROSNAN	47.021	33	BROSNAN	15.355	14	33	BROSNAN	1:26.806	1:27.086	0.280
15	7	MUMFORD - Transp		7	MUMFORD - Transp		7	MUMFORD - Transp		15	7	MUMFORD - Trans		1:21.335	0.000
16	16	DANCE - Transponc		16	DANCE - Transponc		16	DANCE - Transponc		16	16	DANCE - Transpon		1:17.761	0.000
												Perfect Lap		1:17.201	

Weather / Track : Sunny / Dry

Donington Park National
Circuit Length = 1.9791 miles
Start: 11:09 End: 11:31

Pickup Trucks Championship

QUALIFYING - RACE 4 - SPEED TRAPS

SECTOR 1				SECTOR 2			FINISH LINE		
POS	NO	NAME	MPH	NO	NAME	MPH	NO	NAME	MPH
1	63	Phil WHITE	119.4	22	Nic GRINDROD	117.3	93	Michael SMITH	99.8
2	22	Nic GRINDROD	119.2	41	Carl BOARDLEY	117.3	15	Simon CARR	99.7
3	93	Michael SMITH	119.0	63	Phil WHITE	117.3	22	Nic GRINDROD	99.5
4	15	Simon CARR	118.8	93	Michael SMITH	116.9	41	Carl BOARDLEY	99.5
5	41	Carl BOARDLEY	118.1	14	Damien CARR	116.1	8	David O'REGAN	98.7
6	14	Damien CARR	116.9	15	Simon CARR	116.1	63	Phil WHITE	98.6
7	23	David LONGHURST	115.1	8	David O'REGAN	115.5	20	Charlie WEAVER	98.1
8	20	Charlie WEAVER	113.2	20	Charlie WEAVER	114.7	14	Damien CARR	97.7
9	37	Neil TRESSLER	112.4	37	Neil TRESSLER	114.5	23	David LONGHURST	97.1
10	69	Lee ROGERS	111.8	23	David LONGHURST	112.8	36	Nick WHITE	96.2
11	12	Paul TOMPKINS	111.3	36	Nick WHITE	112.4	12	Paul TOMPKINS	95.9
12	36	Nick WHITE	107.5	12	Paul TOMPKINS	111.8	37	Neil TRESSLER	95.6
13	8	David O'REGAN	103.9	69	Lee ROGERS	109.5	69	Lee ROGERS	93.5
14	33	Danny BROSNAN	99.3	33	Danny BROSNAN	108.6	33	Danny BROSNAN	92.3
15									
16									

Weather / Track : Sunny / Dry

Donington Park National
 Circuit Length = 1.9791 miles
 Start: 11:09 End: 11:31

Pickup Trucks Championship - Heat 1

RACE 4 - CLASSIFICATION - AMENDED

POS	NO	CL	NAME	ENTRY	LAPS	TIME	GAP	DIFF	MPH	BEST	ON
1	93		Michael SMITH	Pickup Truck	12	15:47.743			90.20	1:18.029	7
2	22		Nic GRINDROD	Pickup Truck	12	15:49.067	1.324	1.324	90.08	1:18.185	7
3	16		Steve DANCE	Pickup Truck	12	15:49.397	1.654	0.330	90.05	1:18.082	7
4	41		Carl BOARDLEY	Pickup Truck	12	15:49.541	1.798	0.144	90.03	1:17.760	7
5	15		Simon CARR	Pickup Truck	12	15:49.695	1.952	0.154	90.02	1:18.076	8
6	23		David LONGHURST	Pickup Truck	12	16:04.905	17.162	15.210	88.60	1:19.223	2
7	12		Paul TOMPKINS	Pickup Truck	12	16:27.012	39.269	22.107	86.62	1:20.624	7
8	37		Neil TRESSLER	Pickup Truck	12	16:27.306	39.563	0.294	86.59	1:20.030	8
9	33		Danny BROSANAN	Pickup Truck	11	15:58.262	1 lap	1 lap	81.78	1:25.186	11
10	36		Nick WHITE	Pickup Truck	11	16:09.850	1 lap	11.588	80.80	1:20.471	11
NOT CLASSIFIED											
DNC	8		David O'REGAN	Pickup Truck	8	16:07.635	4 laps	3 laps	58.90	1:19.905	8
DNF	14		Damien CARR	Pickup Truck	2	2:44.331	10 laps	6 laps	86.71	1:19.791	2
DNF	63		Phil WHITE	Pickup Truck	2	2:59.309	10 laps	14.978	79.46	1:32.109	2
DNF	20		Charlie WEAVER	Pickup Truck	1	1:41.172	11 laps	1 lap	70.42		
EXC	7		Tony MUMFORD	Pickup Truck	9	12:51.291			83.13		8
FASTEST LAP											
	41		Carl BOARDLEY	Pickup Truck	7	1:17.760			91.62 mph	147.45 kph	

Car 7 - Excluded from Race Results - Contravention of regulation Q15

Weather / Track : Sunny / Dry

These results are provisional until the conclusion of any judicial and technical matters.

Donington Park National
Circuit Length = 1.9791 miles
Start: 16:06 End: 16:23

Clerk of Course :		Timekeeper :	
-------------------	--	--------------	--

Pickup Trucks Championship - Heat 1

RACE 4 - LAP CHART

Lap 1			Lap 2			Lap 3			Lap 4			Lap 5		
No	Behind	Laptime	No	Behind	Laptime	No	Behind	Laptime	No	Behind	Laptime	No	Behind	Laptime
93		1:23.325	93		1:19.003	93		1:18.707	22		1:18.756	22		1:18.423
23	0.317	1:23.642	23	0.537	1:19.223	22	0.157	1:18.212	93	0.019	1:18.932	93	0.293	1:18.697
22	0.862	1:24.187	22	0.652	1:18.793	23	1.501	1:19.671	41	1.782	1:18.846	41	1.552	1:18.193
14	1.215	1:24.540	41	1.962	1:19.601	41	1.849	1:18.594	16	2.242	1:18.427	16	2.320	1:18.501
41	1.364	1:24.689	14	2.003	1:19.791	16	2.728	1:19.213	15	2.597	1:18.294	15	2.716	1:18.542
16	1.700	1:25.025	16	2.222	1:19.525	15	3.216	1:18.937	23	4.371	1:21.783	23	5.716	1:19.768
15	3.719	1:27.044	15	2.986	1:18.270	12	9.685	1:22.105	12	12.081	1:21.309	8	4 LAPS	6:46.597
12	3.874	1:27.199	12	6.287	1:21.416	7	11.042	1:21.186	7	12.476	1:20.347	12	15.798	1:22.140
63	3.875	1:27.200	37	7.457	1:21.008	37	11.470	1:22.720	37	12.716	1:20.159	7	16.060	1:22.007
37	5.452	1:28.777	7	8.563	1:20.678	36	12.073	1:21.545	36	14.023	1:20.863	37	16.530	1:22.237
36	5.652	1:28.977	36	9.235	1:22.586	33	24.821	1:27.381	33	32.739	1:26.831	36	17.034	1:21.434
7	6.888	1:30.213	33	16.147	1:26.418							33	40.355	1:26.039
33	8.732	1:32.057	63	16.981	1:32.109									
20	17.847	1:41.172 P												

Weather / Track : Sunny / Dry

Donington Park National
 Circuit Length = 1.9791 miles
 Start: 16:06 End: 16:23

Pickup Trucks Championship - Heat 1

RACE 4 - LAP CHART

Lap 6			Lap 7			Lap 8			Lap 9			Lap 10		
No	Behind	Laptime	No	Behind	Laptime	No	Behind	Laptime	No	Behind	Laptime	No	Behind	Laptime
22		1:18.215	22		1:18.185	93		1:18.733	93		1:18.527	93		1:18.531
93	0.358	1:18.280	93	0.202	1:18.029	22	0.443	1:19.378	22	0.459	1:18.543	22	0.444	1:18.516
41	1.639	1:18.302	41	1.214	1:17.760	41	0.791	1:18.512	41	0.896	1:18.632	41	0.685	1:18.320
16	2.290	1:18.185	16	2.187	1:18.082	16	1.616	1:18.364	16	1.479	1:18.390	16	1.933	1:18.985
15	2.940	1:18.439	15	3.068	1:18.313	15	2.209	1:18.076	15	1.874	1:18.192	15	2.026	1:18.683
23	7.076	1:19.575	23	8.691	1:19.800	23	10.090	1:20.334	36	1 LAP	1:35.190	23	13.639	1:20.364
8	4 LAPS	1:19.951	8	4 LAPS	1:20.254	8	4 LAPS	1:20.098	23	11.806	1:20.243	8	4 LAPS	1:20.694
7	19.714	1:21.869	7	22.040	1:20.511	7	23.114	1:20.009	8	4 LAPS	1:19.949	36	1 LAP	1:25.284
37	20.180	1:21.865	12	22.814	1:20.624	12	24.622	1:20.743	12	28.035	1:21.940	37	32.418	1:22.598
12	20.375	1:22.792	37	24.029	1:22.034	37	25.124	1:20.030	37	28.351	1:21.754	12	32.840	1:23.336
33	48.807	1:26.667	33	55.942	1:25.320	33	1:04.383	1:27.376	7	59.058	1:54.471 P			
36	54.158	1:55.339	36	1:12.832	1:36.859				33	1:12.512	1:26.656			

Weather / Track : Sunny / Dry

Donington Park National
 Circuit Length = 1.9791 miles
 Start: 16:06 End: 16:23

Pickup Trucks Championship - Heat 1
RACE 4 - LAP CHART

Lap 11			Lap 12		
No	Behind	Laptime	No	Behind	Laptime
93		1:18.719	93		1:18.260
41	0.553	1:18.587	22	1.324	1:18.790
22	0.794	1:19.069	16	1.654	1:18.199
16	1.715	1:18.501	41	1.798	1:19.505
15	1.843	1:18.536	15	1.952	1:18.369
33	1 LAP	1:28.331	33	1 LAP	1:25.186
23	15.014	1:20.094	23	17.162	1:20.408
8	4 LAPS	1:20.187	8	4 LAPS	1:19.905
36	1 LAP	1:21.302	36	1 LAP	1:20.471
37	35.210	1:21.511	12	39.269	1:21.965
12	35.564	1:21.443	37	39.563	1:22.613

Weather / Track : Sunny / Dry

Donington Park National
 Circuit Length = 1.9791 miles
 Start: 16:06 End: 16:23

Pickup Trucks Championship - Heat 1

RACE 4 - BEST SECTOR TIMES

SECTOR 1			SECTOR 2			SECTOR 3			IDEAL / BEST COMPARISON						
POS	NO	NAME	TIME	NO	NAME	TIME	NO	NAME	TIME	POS	NO	NAME	IDEAL	BEST	DIFF
1	15	CARR	22.326	93	SMITH	41.315	41	BOARDLEY	13.663	1	22	GRINDROD	1:17.633	1:18.185	0.552
2	41	BOARDLEY	22.376	22	GRINDROD	41.419	22	GRINDROD	13.798	2	15	CARR	1:17.666	1:18.076	0.410
3	22	GRINDROD	22.416	15	CARR	41.506	15	CARR	13.834	3	41	BOARDLEY	1:17.714	1:17.760	0.046
4	16	DANCE	22.470	16	DANCE	41.507	93	SMITH	13.893	4	93	SMITH	1:17.761	1:18.029	0.268
5	93	SMITH	22.553	41	BOARDLEY	41.675	16	DANCE	13.907	5	16	DANCE	1:17.884	1:18.082	0.198
6	7	MUMFORD	22.847	23	LONGHURST	41.757	23	LONGHURST	14.041	6	23	LONGHURST	1:18.712	1:19.223	0.511
7	8	O'REGAN	22.853	14	CARR	42.137	7	MUMFORD	14.176	7	7	MUMFORD	1:19.494	1:20.009	0.515
8	14	CARR	22.880	37	TRESSLER	42.156	8	O'REGAN	14.180	8	8	O'REGAN	1:19.556	1:19.905	0.349
9	23	LONGHURST	22.914	7	MUMFORD	42.471	36	WHITE	14.219	9	37	TRESSLER	1:19.656	1:20.030	0.374
10	36	WHITE	23.140	8	O'REGAN	42.523	37	TRESSLER	14.222	10	14	CARR	1:19.791	1:19.791	0.000
11	12	TOMPKINS	23.193	12	TOMPKINS	42.890	12	TOMPKINS	14.268	11	12	TOMPKINS	1:20.351	1:20.624	0.273
12	37	TRESSLER	23.278	36	WHITE	43.078	14	CARR	14.774	12	36	WHITE	1:20.437	1:20.471	0.034
13	33	BROSNAN	24.076	33	BROSNAN	45.890	33	BROSNAN	15.101	13	33	BROSNAN	1:25.067	1:25.186	0.119
14	63	WHITE	25.470	20	WEAVER	46.270	63	WHITE	27.349	14	20	WEAVER	1:41.513		
15	20	WEAVER	26.028	63	WHITE		20	WEAVER	29.215	15	63	WHITE		1:32.109	0.000
												Perfect Lap		1:17.304	

Weather / Track : Sunny / Dry

Donington Park National
Circuit Length = 1.9791 miles
Start: 16:06 End: 16:23

Pickup Trucks Championship - Heat 1
RACE 4 - SPEED TRAPS

SECTOR 1				SECTOR 2			FINISH LINE		
POS	NO	NAME	MPH	NO	NAME	MPH	NO	NAME	MPH
1	41	Carl BOARDLEY	120.1	41	Carl BOARDLEY	117.9	41	Carl BOARDLEY	99.8
2	22	Nic GRINDROD	119.6	15	Simon CARR	116.7	15	Simon CARR	99.5
3	15	Simon CARR	119.4	16	Steve DANCE	116.7	93	Michael SMITH	99.0
4	16	Steve DANCE	118.4	22	Nic GRINDROD	116.7	8	David O'REGAN	98.4
5	93	Michael SMITH	118.4	93	Michael SMITH	116.7	22	Nic GRINDROD	98.4
6	23	David LONGHURST	116.7	23	David LONGHURST	116.1	16	Steve DANCE	98.0
7	7	Tony MUMFORD	115.9	8	David O'REGAN	115.1	7	Tony MUMFORD	96.9
8	14	Damien CARR	115.7	14	Damien CARR	115.1	36	Nick WHITE	96.8
9	37	Neil TRESSLER	114.3	7	Tony MUMFORD	114.5	23	David LONGHURST	96.6
10	12	Paul TOMPKINS	113.9	37	Neil TRESSLER	114.1	14	Damien CARR	96.5
11	36	Nick WHITE	111.7	36	Nick WHITE	113.2	37	Neil TRESSLER	96.5
12	8	David O'REGAN	108.6	12	Paul TOMPKINS	112.0	12	Paul TOMPKINS	95.8
13	33	Danny BROSNAN	105.5	33	Danny BROSNAN	109.5	33	Danny BROSNAN	93.4
14	63	Phil WHITE	102.0	20	Charlie WEAVER	98.1	63	Phil WHITE	65.5
15	20	Charlie WEAVER	92.6				20	Charlie WEAVER	58.3

Weather / Track : Sunny / Dry

Donington Park National
 Circuit Length = 1.9791 miles
 Start: 16:06 End: 16:23

Pickup Trucks Championship - Heat 2

RACE 9 - CLASSIFICATION

POS	NO	CL	NAME	ENTRY	LAPS	TIME	GAP	DIFF	MPH	BEST	ON
1	22		Nic GRINDROD	Pickup Truck	12	15:43.537			90.61	1:17.666	11
2	16		Steve DANCE	Pickup Truck	12	15:45.532	1.995	1.995	90.42	1:17.674	11
3	15		Simon CARR	Pickup Truck	12	15:45.692	2.155	0.160	90.40	1:17.512	3
4	63		Phil WHITE	Pickup Truck	12	15:46.154	2.617	0.462	90.36	1:17.792	6
5	93		Michael SMITH	Pickup Truck	12	15:47.864	4.327	1.710	90.19	1:17.678	6
6	8		David O'REGAN	Pickup Truck	12	15:51.497	7.960	3.633	89.85	1:18.035	12
7	23		David LONGHURST	Pickup Truck	12	15:54.018	10.481	2.521	89.61	1:18.278	3
8	14		Damien CARR	Pickup Truck	12	15:54.204	10.667	0.186	89.59	1:18.029	11
9	41		Carl BOARDLEY	Pickup Truck	12	16:02.762	19.225	8.558	88.80	1:17.707	10
10	20		Charlie WEAVER	Pickup Truck	12	16:10.640	27.103	7.878	88.08	1:19.684	11
11	37		Neil TRESSLER	Pickup Truck	12	16:11.483	27.946	0.843	88.00	1:19.490	10
12	12		Paul TOMPKINS	Pickup Truck	12	16:11.605	28.068	0.122	87.99	1:19.415	11
13	7		Tony MUMFORD	Pickup Truck	12	16:11.637	28.100	0.032	87.99	1:19.319	11
14	36		Nick WHITE	Pickup Truck	12	16:19.817	36.280	8.180	87.25	1:19.290	4

NOT CLASSIFIED

DNF	33		Danny BROSANAN	Pickup Truck	3	4:19.142	9 laps	9 laps	82.47	1:22.594	2
-----	----	--	----------------	--------------	---	----------	--------	--------	-------	----------	---

FASTEST LAP

	15		Simon CARR	Pickup Truck	3	1:17.512		91.91 mph		147.92 kph	
--	----	--	------------	--------------	---	----------	--	-----------	--	------------	--

Weather / Track : Bright / Dry

These results are provisional until the conclusion of any judicial and technical matters.

Donington Park National
Circuit Length = 1.9791 miles
Start: 11:44 End: 12:00

Clerk of Course :		Timekeeper :	
-------------------	--	--------------	--

Pickup Trucks Championship - Heat 2

RACE 9 - LAP CHART

Lap 1			Lap 2			Lap 3			Lap 4			Lap 5		
No	Behind	Laptime	No	Behind	Laptime	No	Behind	Laptime	No	Behind	Laptime	No	Behind	Laptime
41		1:21.421	41		1:18.546	41		1:18.679	16		1:18.647	16		1:18.372
16	0.726	1:22.147	16	0.422	1:18.242	16	0.162	1:18.419	41	0.380	1:19.189	93	1.064	1:17.807
22	1.115	1:22.536	22	0.571	1:18.002	22	0.396	1:18.504	93	1.629	1:19.679	22	1.194	1:17.677
23	1.403	1:22.824	93	1.217	1:17.936	93	0.759	1:18.221	22	1.889	1:20.302	63	2.530	1:18.295
93	1.827	1:23.248	15	2.168	1:18.791	15	1.001	1:17.512	15	2.119	1:19.927	15	2.671	1:18.924
15	1.923	1:23.344	63	2.810	1:18.841	63	2.223	1:18.092	63	2.607	1:19.193	41	2.966	1:20.958 P
63	2.515	1:23.936	23	3.485	1:20.628	23	3.084	1:18.278	23	3.256	1:18.981	23	3.670	1:18.786
20	3.316	1:24.737	20	5.519	1:20.749	8	5.907	1:19.053	8	6.171	1:19.073	8	6.044	1:18.245
8	3.618	1:25.039	8	5.533	1:20.461	14	7.454	1:19.903	14	7.451	1:18.806	14	8.004	1:18.925
7	3.892	1:25.313	14	6.230	1:20.271	7	9.202	1:20.970	7	9.877	1:19.484	36	12.317	1:20.605
37	3.949	1:25.370	7	6.911	1:21.565	20	9.559	1:22.719	36	10.084	1:19.290	7	12.928	1:21.423
14	4.505	1:25.926	12	8.374	1:21.756	36	9.603	1:19.722	20	11.057	1:20.307	12	13.717	1:19.765
12	5.164	1:26.585	37	8.424	1:23.021	12	10.368	1:20.673	12	12.324	1:20.765	20	13.808	1:21.123
36	5.882	1:27.303	36	8.560	1:21.224	37	10.983	1:21.238	37	12.903	1:20.729	37	14.082	1:19.551
33	6.219	1:27.640	33	10.267	1:22.594	33	20.496	1:28.908						

Weather / Track : Bright / Dry

Donington Park National
 Circuit Length = 1.9791 miles
 Start: 11:44 End: 12:00

Pickup Trucks Championship - Heat 2

RACE 9 - LAP CHART

Lap 6			Lap 7			Lap 8			Lap 9			Lap 10		
No	Behind	Laptime	No	Behind	Laptime	No	Behind	Laptime	No	Behind	Laptime	No	Behind	Laptime
16		1:18.325	16		1:18.245	16		1:19.135	22		1:18.402	22		1:17.903
93	0.417	1:17.678	93	0.222	1:18.050	22	0.188	1:18.814	16	0.193	1:18.783	16	0.491	1:18.201
22	0.831	1:17.962	22	0.509	1:17.923	93	0.386	1:19.299	15	0.331	1:18.349	15	0.688	1:18.260
63	1.997	1:17.792	63	1.770	1:18.018	15	0.572	1:17.864	63	1.292	1:18.756	63	1.861	1:18.472
15	2.134	1:17.788	15	1.843	1:17.954	63	1.126	1:18.491	93	4.209	1:22.413	93	4.202	1:17.896
23	3.948	1:18.603	23	4.598	1:18.895	23	4.714	1:19.251	8	5.951	1:19.090	8	6.791	1:18.743
8	6.147	1:18.428	8	6.070	1:18.168	8	5.451	1:18.516	23	6.359	1:20.235	23	7.442	1:18.986
14	8.440	1:18.761	14	8.942	1:18.747	14	8.136	1:18.329	14	7.846	1:18.300	14	8.813	1:18.870
36	14.148	1:20.156	36	15.589	1:19.686	36	16.974	1:20.520	41	18.367	1:19.091	41	18.171	1:17.707
7	15.339	1:20.736	7	17.044	1:19.950	7	17.378	1:19.469	36	19.697	1:21.313	36	21.503	1:19.709
12	15.569	1:20.177	20	17.462	1:19.826	41	17.866	1:18.518	20	20.478	1:20.415	20	22.461	1:19.886
20	15.881	1:20.398	41	18.483	1:19.898	20	18.653	1:20.326	37	21.316	1:20.077	37	22.903	1:19.490
37	16.251	1:20.494	12	18.946	1:21.622	12	19.287	1:19.476	12	21.820	1:21.123	12	23.815	1:19.898
41	16.830	1:32.189	37	19.193	1:21.187	37	19.829	1:19.771	7	21.947	1:23.159	7	24.119	1:20.075

Weather / Track : Bright / Dry

Donington Park National
 Circuit Length = 1.9791 miles
 Start: 11:44 End: 12:00

Pickup Trucks Championship - Heat 2
RACE 9 - LAP CHART

Lap 11			Lap 12		
No	Behind	Laptime	No	Behind	Laptime
22		1:17.666	22		1:17.846
16	0.499	1:17.674	16	1.995	1:19.342
15	0.668	1:17.646	15	2.155	1:19.333
63	2.009	1:17.814	63	2.617	1:18.454
93	4.380	1:17.844	93	4.327	1:17.793
8	7.771	1:18.646	8	7.960	1:18.035
23	8.848	1:19.072	23	10.481	1:19.479
14	9.176	1:18.029	14	10.667	1:19.337
41	18.799	1:18.294	41	19.225	1:18.272
36	23.853	1:20.016	20	27.103	1:20.470
20	24.479	1:19.684	37	27.946	1:20.726
37	25.066	1:19.829	12	28.068	1:20.350
12	25.564	1:19.415	7	28.100	1:20.174
7	25.772	1:19.319	36	36.280	1:30.273

Weather / Track : Bright / Dry

Donington Park National
 Circuit Length = 1.9791 miles
 Start: 11:44 End: 12:00

Pickup Trucks Championship - Heat 2

RACE 9 - BEST SECTOR TIMES

SECTOR 1			SECTOR 2			SECTOR 3			IDEAL / BEST COMPARISON						
POS	NO	NAME	TIME	NO	NAME	TIME	NO	NAME	TIME	POS	NO	NAME	IDEAL	BEST	DIFF
1	15	CARR	22.247	93	SMITH	41.037	15	CARR	13.728	1	15	CARR	1:17.147	1:17.512	0.365
2	63	WHITE	22.278	22	GRINDROD	41.149	41	BOARDLEY	13.732	2	93	SMITH	1:17.317	1:17.678	0.361
3	41	BOARDLEY	22.395	15	CARR	41.172	8	O'REGAN	13.754	3	63	WHITE	1:17.409	1:17.792	0.383
4	16	DANCE	22.469	63	WHITE	41.226	93	SMITH	13.793	4	41	BOARDLEY	1:17.500	1:17.707	0.207
5	8	O'REGAN	22.473	16	DANCE	41.235	36	WHITE	13.874	5	22	GRINDROD	1:17.589	1:17.666	0.077
6	93	SMITH	22.487	41	BOARDLEY	41.373	14	CARR	13.886	6	16	DANCE	1:17.664	1:17.674	0.010
7	22	GRINDROD	22.514	14	CARR	41.511	63	WHITE	13.905	7	8	O'REGAN	1:17.813	1:18.035	0.222
8	14	CARR	22.538	23	LONGHURST	41.512	22	GRINDROD	13.926	8	14	CARR	1:17.935	1:18.029	0.094
9	12	TOMPKINS	22.613	8	O'REGAN	41.586	23	LONGHURST	13.951	9	23	LONGHURST	1:18.167	1:18.278	0.111
10	23	LONGHURST	22.704	37	TRESSLER	41.944	16	DANCE	13.960	10	12	TOMPKINS	1:18.940	1:19.415	0.475
11	20	WEAVER	22.898	7	MUMFORD	42.043	20	WEAVER	14.049	11	37	TRESSLER	1:19.047	1:19.490	0.443
12	37	TRESSLER	22.945	36	WHITE	42.238	12	TOMPKINS	14.054	12	7	MUMFORD	1:19.075	1:19.319	0.244
13	7	MUMFORD	22.946	12	TOMPKINS	42.273	7	MUMFORD	14.086	13	36	WHITE	1:19.206	1:19.290	0.084
14	36	WHITE	23.094	20	WEAVER	42.306	37	TRESSLER	14.158	14	20	WEAVER	1:19.253	1:19.684	0.431
15	33	BROSNAN	23.724	33	BROSNAN	43.809	33	BROSNAN	15.061	15	33	BROSNAN	1:22.594	1:22.594	0.000
												Perfect Lap		1:17.012	

Weather / Track : Bright / Dry

Donington Park National
Circuit Length = 1.9791 miles
Start: 11:44 End: 12:00

Pickup Trucks Championship - Heat 2
RACE 9 - SPEED TRAPS

SECTOR 1				SECTOR 2			FINISH LINE			
POS	NO	NAME	MPH	NO	NAME	MPH	NO	NAME	MPH	
1	63	Phil WHITE	121.1	22	Nic GRINDROD	118.8	15	Simon CARR	101.9	
2	22	Nic GRINDROD	120.9	63	Phil WHITE	118.8	16	Steve DANCE	100.8	
3	15	Simon CARR	120.5	15	Simon CARR	118.1	63	Phil WHITE	100.6	
4	41	Carl BOARDLEY	119.6	16	Steve DANCE	117.7	41	Carl BOARDLEY	100.4	
5	23	David LONGHURST	119.4	41	Carl BOARDLEY	117.7	8	David O'REGAN	100.0	
6	16	Steve DANCE	119.2	8	David O'REGAN	117.5	93	Michael SMITH	99.8	
7	93	Michael SMITH	119.0	93	Michael SMITH	116.7	22	Nic GRINDROD	99.7	
8	14	Damien CARR	117.3	7	Tony MUMFORD	116.1	7	Tony MUMFORD	98.9	
9	12	Paul TOMPKINS	116.5	23	David LONGHURST	116.1	14	Damien CARR	98.9	
10	36	Nick WHITE	116.3	20	Charlie WEAVER	115.3	20	Charlie WEAVER	98.7	
11	7	Tony MUMFORD	115.5	37	Neil TRESSLER	114.9	23	David LONGHURST	98.0	
12	8	David O'REGAN	114.1	36	Nick WHITE	114.7	37	Neil TRESSLER	98.0	
13	37	Neil TRESSLER	114.1	14	Damien CARR	114.3	12	Paul TOMPKINS	97.8	
14	20	Charlie WEAVER	112.6	12	Paul TOMPKINS	114.1	36	Nick WHITE	97.7	
15	33	Danny BROSANAN	110.0	33	Danny BROSANAN	111.7	33	Danny BROSANAN	93.3	

Weather / Track : Bright / Dry

Donington Park National
 Circuit Length = 1.9791 miles
 Start: 11:44 End: 12:00

Pickup Trucks Championship - Heat 2

RACE 13 - CLASSIFICATION

POS	NO	CL	NAME	ENTRY	LAPS	TIME	GAP	DIFF	MPH	BEST	ON
1	41		Carl BOARDLEY	Pickup Truck	16	20:56.757			90.70	1:17.324	12
2	15		Simon CARR	Pickup Truck	16	20:56.834	0.077	0.077	90.69	1:17.678	12
3	22		Nic GRINDROD	Pickup Truck	16	20:57.146	0.389	0.312	90.67	1:17.354	14
4	93		Michael SMITH	Pickup Truck	16	21:02.720	5.963	5.574	90.27	1:17.620	9
5	14		Damien CARR	Pickup Truck	16	21:06.780	10.023	4.060	89.98	1:18.224	6
6	23		David LONGHURST	Pickup Truck	16	21:07.588	10.831	0.808	89.93	1:18.365	4
7	8		David O'REGAN	Pickup Truck	16	21:10.536	13.779	2.948	89.72	1:17.836	8
8	63		Phil WHITE	Pickup Truck	16	21:20.416	23.659	9.880	89.02	1:18.335	11
9	12		Paul TOMPKINS	Pickup Truck	16	21:36.450	39.693	16.034	87.92	1:19.663	2
10	20		Charlie WEAVER	Pickup Truck	16	21:41.811	45.054	5.361	87.56	1:19.724	3
11	7		Tony MUMFORD	Pickup Truck	16	21:49.590	52.833	7.779	87.04	1:19.140	4
12	37		Neil TRESSLER	Pickup Truck	16	21:54.479	57.722	4.889	86.72	1:20.016	10
13	36		Nick WHITE	Pickup Truck	16	21:58.520	1:01.763	4.041	86.45	1:19.086	4
14	16		Steve DANCE	Pickup Truck	16	22:03.915	1:07.158	5.395	86.10	1:18.162	3
15	33		Danny BROSNAN	Pickup Truck	15	21:21.928	1 lap	1 lap	83.36	1:23.336	11

FASTEST LAP

41	Carl BOARDLEY	Pickup Truck	12	1:17.324	92.14 mph	148.28 kph
----	----------------------	--------------	----	----------	-----------	------------

Weather / Track : Bright / Dry

These results are provisional until the conclusion of any judicial and technical matters.

Donington Park National
Circuit Length = 1.9791 miles
Start: 15:27 End: 15:49

Clerk of Course :		Timekeeper :	
-------------------	--	--------------	--

Pickup Trucks Championship - Heat 2

RACE 13 - LAP CHART

Lap 1			Lap 2			Lap 3			Lap 4			Lap 5		
No	Behind	Laptime	No	Behind	Laptime	No	Behind	Laptime	No	Behind	Laptime	No	Behind	Laptime
23		1:20.721	23		1:19.101	41		1:18.194	41		1:18.703	41		1:18.459
37	0.878	1:21.599	41	0.726	1:18.400	15	0.260	1:18.266	15	0.203	1:18.646	15	0.106	1:18.362
41	1.427	1:22.148	15	0.914	1:18.266	16	1.135	1:18.162	16	0.687	1:18.255	16	0.473	1:18.245
15	1.749	1:22.470	16	1.893	1:18.653	23	1.466	1:20.386	23	1.128	1:18.365	22	0.847	1:18.033
16	2.341	1:23.062	22	2.129	1:18.615	22	1.897	1:18.688	22	1.273	1:18.079	93	1.102	1:18.137
22	2.615	1:23.336	37	3.078	1:21.301	93	1.971	1:17.690	93	1.424	1:18.156	23	1.888	1:19.219
93	2.986	1:23.707	93	3.201	1:19.316	14	3.550	1:19.033	14	3.379	1:18.532	14	3.294	1:18.374
14	3.407	1:24.128	14	3.437	1:19.131	12	5.457	1:19.689	12	6.782	1:20.028	12	8.626	1:20.303
12	4.126	1:24.847	12	4.688	1:19.663	20	7.066	1:19.724	63	10.901	1:19.759	63	12.530	1:20.088
20	4.940	1:25.661	20	6.262	1:20.423	63	9.845	1:20.668	8	11.208	1:19.696	8	12.709	1:19.960
8	5.010	1:25.731	63	8.097	1:19.721	8	10.215	1:20.977	20	11.924	1:23.561	20	13.501	1:20.036
36	5.586	1:26.307	8	8.158	1:22.249	36	12.440	1:22.869	36	12.823	1:19.086	36	13.864	1:19.500
7	5.916	1:26.637	36	8.491	1:22.006	7	13.059	1:22.962	7	13.496	1:19.140	7	14.736	1:19.699
63	7.477	1:28.198	7	9.017	1:22.202	33	21.329	1:25.132	37	26.737	1:20.997	37	28.645	1:20.367
33	9.190	1:29.911	33	15.117	1:25.028	37	24.443	1:40.285	33	28.294	1:25.668	33	34.813	1:24.978

Weather / Track : Bright / Dry

Donington Park National
 Circuit Length = 1.9791 miles
 Start: 15:27 End: 15:49

Pickup Trucks Championship - Heat 2

RACE 13 - LAP CHART

Lap 6			Lap 7			Lap 8			Lap 9			Lap 10		
No	Behind	Laptime	No	Behind	Laptime	No	Behind	Laptime	No	Behind	Laptime	No	Behind	Laptime
41		1:18.189	15		1:18.407	15		1:17.880	15		1:18.260	15		1:18.199
15	0.134	1:18.217	41	0.176	1:18.717	41	0.340	1:18.044	41	0.383	1:18.303	41	0.378	1:18.194
16	0.544	1:18.260	93	0.273	1:17.723	22	1.068	1:18.262	93	0.928	1:17.620	93	0.791	1:18.062
93	1.091	1:18.178	22	0.686	1:17.715	93	1.568	1:19.175	22	1.089	1:18.281	22	1.180	1:18.290
22	1.512	1:18.854	23	2.976	1:18.508	23	4.160	1:19.064	23	4.879	1:18.979	23	6.192	1:19.512
23	3.009	1:19.310	14	3.412	1:18.624	14	4.441	1:18.909	14	5.007	1:18.826	14	6.520	1:19.712
14	3.329	1:18.224	16	5.376	1:23.373	16	12.180	1:24.684	8	13.369	1:18.753	8	13.577	1:18.407
12	11.085	1:20.648	8	12.920	1:18.429	8	12.876	1:17.836	63	15.847	1:19.491	63	16.024	1:18.376
8	13.032	1:18.512	12	13.475	1:20.931	63	14.616	1:18.692	12	19.136	1:21.129	12	22.817	1:21.880
63	13.780	1:19.439	63	13.804	1:18.565	12	16.267	1:20.672	16	20.785	1:26.865	7	26.030	1:20.291
36	16.579	1:20.904	20	18.830	1:20.716	20	21.600	1:20.650	20	23.616	1:20.276	20	28.145	1:22.728
20	16.655	1:21.343	36	19.113	1:21.075	7	22.386	1:20.708	7	23.938	1:19.812	16	28.607	1:26.021
7	16.788	1:20.241	7	19.558	1:21.311	36	28.239	1:27.006	36	32.153	1:22.174	36	35.274	1:21.320
37	31.464	1:21.008	37	33.723	1:20.800	37	36.208	1:20.365	37	39.379	1:21.431	37	41.196	1:20.016
33	41.218	1:24.594	33	46.779	1:24.102	33	52.842	1:23.943	33	58.517	1:23.935	33	1:04.094	1:23.776

Weather / Track : Bright / Dry

Donington Park National
Circuit Length = 1.9791 miles
Start: 15:27 End: 15:49

Pickup Trucks Championship - Heat 2

RACE 13 - LAP CHART

Lap 11			Lap 12			Lap 13			Lap 14			Lap 15		
No	Behind	Laptime	No	Behind	Laptime	No	Behind	Laptime	No	Behind	Laptime	No	Behind	Laptime
15		1:18.296	15		1:17.678	15		1:18.124	41		1:18.208	15		1:18.086
41	0.668	1:18.586	41	0.314	1:17.324	41	0.208	1:18.018	15	0.149	1:18.565	41	0.011	1:18.246
93	1.840	1:19.345	22	2.533	1:18.222	22	1.816	1:17.407	22	0.754	1:17.354	22	0.477	1:17.958
22	1.989	1:19.105	93	4.785	1:20.623	93	6.376	1:19.715	33	1 LAP	1:25.563	93	6.541	1:18.355
23	6.716	1:18.820	23	8.211	1:19.173	14	9.628	1:18.782	93	6.421	1:18.461	14	10.226	1:18.687
14	6.888	1:18.664	14	8.970	1:19.760	23	9.860	1:19.773	14	9.774	1:18.562	23	10.640	1:18.518
8	13.438	1:18.157	8	14.050	1:18.290	8	14.064	1:18.138	23	10.357	1:18.913	8	14.350	1:18.374
63	16.063	1:18.335	63	16.720	1:18.335	63	16.976	1:18.380	8	14.211	1:18.563	33	1 LAP	1:32.524
12	25.622	1:21.101	12	29.055	1:21.111	12	32.259	1:21.328	63	17.105	1:18.545	63	20.490	1:21.620
7	27.846	1:20.112	7	30.100	1:19.932	7	34.027	1:22.051	12	34.835	1:20.992	12	37.756	1:21.156
20	32.836	1:22.987	20	36.176	1:21.018	20	38.222	1:20.170	7	36.264	1:20.653	20	43.104	1:21.143
16	35.975	1:25.664	16	42.418	1:24.121	37	48.336	1:20.538	20	40.196	1:20.390	7	43.510	1:25.481
37	43.213	1:20.313	37	45.922	1:20.387	16	48.469	1:24.175	37	51.639	1:21.719	37	55.099	1:21.695
36	46.658	1:29.680	36	48.718	1:19.738	36	50.197	1:19.603	36	53.878	1:22.097	36	56.051	1:20.408
33	1:09.134	1:23.336	33	1:14.888	1:23.432				16	54.113	1:24.060	16	1:00.594	1:24.716

Weather / Track : Bright / Dry

Donington Park National
 Circuit Length = 1.9791 miles
 Start: 15:27 End: 15:49

Pickup Trucks Championship - Heat 2
RACE 13 - LAP CHART

Lap 16		
No	Behind	Laptime
41		1:19.024
15	0.077	1:19.112
22	0.389	1:18.947
93	5.963	1:18.457
14	10.023	1:18.832
23	10.831	1:19.226
8	13.779	1:18.464
63	23.659	1:22.204
33	1 LAP	1:26.006
12	39.693	1:20.972
20	45.054	1:20.985
7	52.833	1:28.358
37	57.722	1:21.658
36	1:01.763	1:24.747
16	1:07.158	1:25.599

Weather / Track : Bright / Dry

Donington Park National
Circuit Length = 1.9791 miles
Start: 15:27 End: 15:49

Pickup Trucks Championship - Heat 2

RACE 13 - BEST SECTOR TIMES

SECTOR 1			SECTOR 2			SECTOR 3			IDEAL / BEST COMPARISON						
POS	NO	NAME	TIME	NO	NAME	TIME	NO	NAME	TIME	POS	NO	NAME	IDEAL	BEST	DIFF
1	93	SMITH	22.309	22	GRINDROD	40.843	8	O'REGAN	13.654	1	22	GRINDROD	1:17.014	1:17.354	0.340
2	22	GRINDROD	22.313	93	SMITH	40.984	41	BOARDLEY	13.660	2	93	SMITH	1:17.088	1:17.620	0.532
3	15	CARR	22.316	41	BOARDLEY	41.260	15	CARR	13.685	3	41	BOARDLEY	1:17.295	1:17.324	0.029
4	8	O'REGAN	22.336	23	LONGHURST	41.312	93	SMITH	13.795	4	15	CARR	1:17.419	1:17.678	0.259
5	63	WHITE	22.361	15	CARR	41.418	22	GRINDROD	13.858	5	8	O'REGAN	1:17.682	1:17.836	0.154
6	16	DANCE	22.367	16	DANCE	41.509	63	WHITE	13.858	6	16	DANCE	1:17.765	1:18.162	0.397
7	41	BOARDLEY	22.375	14	CARR	41.548	16	DANCE	13.889	7	63	WHITE	1:17.919	1:18.335	0.416
8	23	LONGHURST	22.572	8	O'REGAN	41.692	14	CARR	13.950	8	23	LONGHURST	1:17.922	1:18.365	0.443
9	14	CARR	22.577	63	WHITE	41.700	36	WHITE	13.973	9	14	CARR	1:18.075	1:18.224	0.149
10	12	TOMPKINS	22.745	36	WHITE	41.982	12	TOMPKINS	13.989	10	36	WHITE	1:18.707	1:19.086	0.379
11	36	WHITE	22.752	7	MUMFORD	42.257	20	WEAVER	14.019	11	7	MUMFORD	1:19.140	1:19.140	0.000
12	7	MUMFORD	22.789	20	WEAVER	42.337	23	LONGHURST	14.038	12	12	TOMPKINS	1:19.269	1:19.663	0.394
13	37	TRESSLER	23.047	37	TRESSLER	42.382	7	MUMFORD	14.094	13	20	WEAVER	1:19.414	1:19.724	0.310
14	20	WEAVER	23.058	12	TOMPKINS	42.535	37	TRESSLER	14.245	14	37	TRESSLER	1:19.674	1:20.016	0.342
15	33	BROSNAN	23.740	33	BROSNAN	44.478	33	BROSNAN	14.750	15	33	BROSNAN	1:22.968	1:23.336	0.368
												Perfect Lap		1:16.806	

Weather / Track : Bright / Dry

Donington Park National
 Circuit Length = 1.9791 miles
 Start: 15:27 End: 15:49

Pickup Trucks Championship - Heat 2
RACE 13 - SPEED TRAPS

SECTOR 1				SECTOR 2			FINISH LINE			
POS	NO	NAME	MPH	NO	NAME	MPH	NO	NAME	MPH	
1	63	Phil WHITE	122.5	93	Michael SMITH	118.4	15	Simon CARR	101.4	
2	22	Nic GRINDROD	120.7	15	Simon CARR	118.1	8	David O'REGAN	100.9	
3	93	Michael SMITH	120.3	22	Nic GRINDROD	117.9	41	Carl BOARDLEY	100.6	
4	41	Carl BOARDLEY	119.6	23	David LONGHURST	117.5	63	Phil WHITE	100.3	
5	8	David O'REGAN	118.6	41	Carl BOARDLEY	117.5	16	Steve DANCE	100.1	
6	16	Steve DANCE	118.4	8	David O'REGAN	117.3	93	Michael SMITH	100.0	
7	15	Simon CARR	117.9	63	Phil WHITE	117.1	22	Nic GRINDROD	99.7	
8	14	Damien CARR	117.7	20	Charlie WEAVER	116.9	7	Tony MUMFORD	98.9	
9	23	David LONGHURST	117.5	16	Steve DANCE	116.7	14	Damien CARR	98.6	
10	12	Paul TOMPKINS	117.3	14	Damien CARR	115.3	20	Charlie WEAVER	98.6	
11	36	Nick WHITE	115.9	7	Tony MUMFORD	114.5	23	David LONGHURST	98.4	
12	7	Tony MUMFORD	115.3	12	Paul TOMPKINS	114.5	36	Nick WHITE	98.0	
13	20	Charlie WEAVER	115.3	36	Nick WHITE	113.6	12	Paul TOMPKINS	97.4	
14	37	Neil TRESSLER	115.1	37	Neil TRESSLER	113.2	37	Neil TRESSLER	96.8	
15	33	Danny BROSANAN	112.6	33	Danny BROSANAN	111.3	33	Danny BROSANAN	92.2	

Weather / Track : Bright / Dry

Donington Park National
 Circuit Length = 1.9791 miles
 Start: 15:27 End: 15:49