



BARC WINTER SERIES RACE MEETING

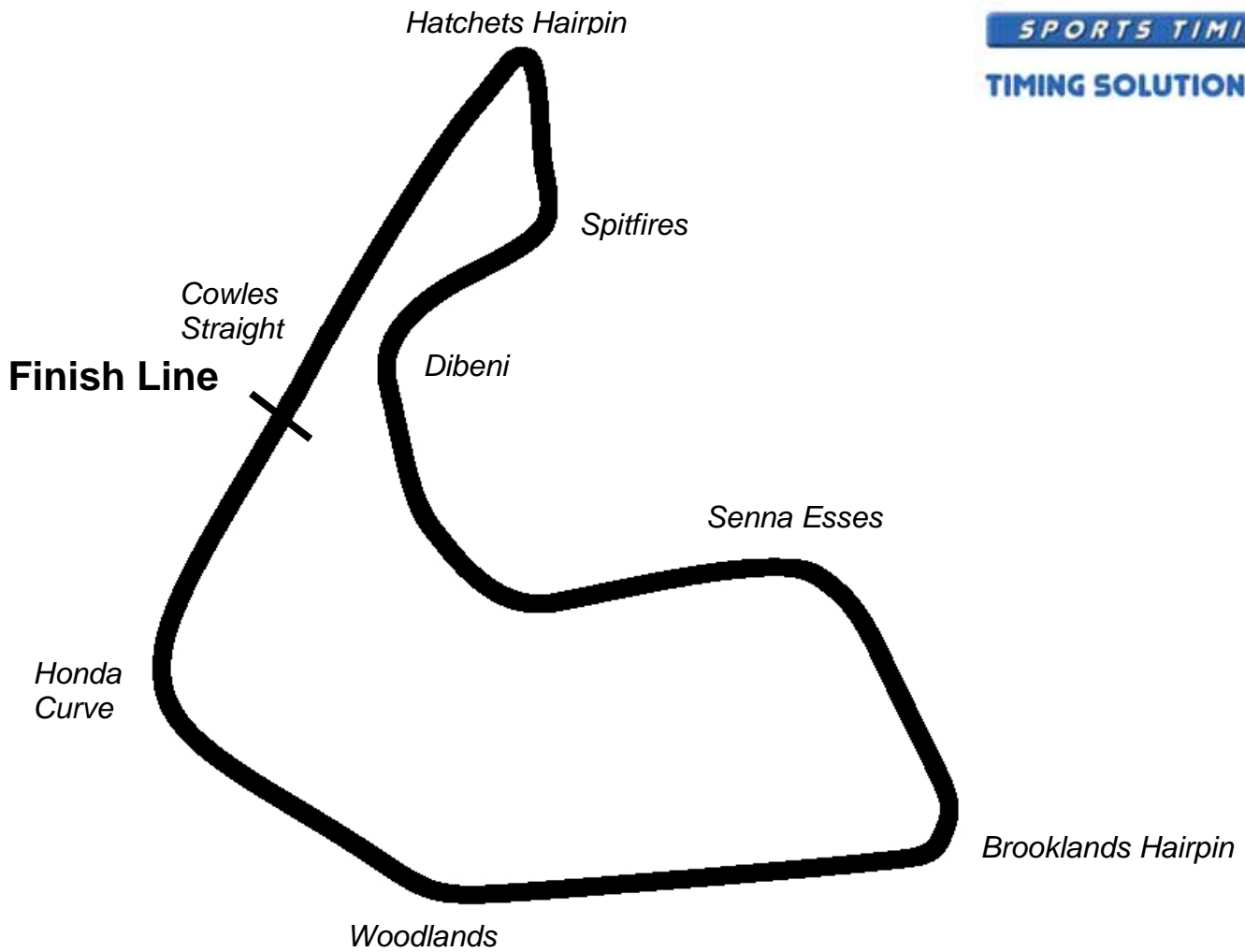
Pembrey

13th & 14th November 2010



Results Provided by Timing Solutions Ltd
www.tsl-timing.com

PEMBREY



Circuit Length: 1.456 miles / 2343.2 metres
Pit In: 2105.8 metres
Pit Out: 100 metres
Pit In – Pit Out: 337.4 metres, @ 60kph = 20.2 seconds, @ 80kph = 15.2 seconds

Ginetta Junior Winter Series

QUALIFYING - CLASSIFICATION

POS	NO	CL	NAME	ENTRY	TIME	ON	LAPS	GAP	DIFF	MPH
1	6		David MOORE	Tockwith	1:14.695	13	15			70.17
2	4		Adam BONHAM	Team Parker Racing	1:14.727	5	12	0.032	0.032	70.14
3	31		Seb MORRIS	Hillspeed	1:15.020	15	15	0.325	0.293	69.86
4	95		Myles COLLINS	Tockwith	1:15.190	9	14	0.495	0.170	69.71
5	7		Jake GIDDINGS	FML	1:15.522	10	10	0.827	0.332	69.40
6	40		Sennan FIELDING	TJ Motorsport	1:15.976	12	14	1.281	0.454	68.99
7	71		Max COATES	Privateer	1:16.070	9	15	1.375	0.094	68.90
8	8		Finlay RACTLIFFE	Team Parker Racing	1:16.394	11	14	1.699	0.324	68.61
9	79		Michael DAY	HHC Motorsport	1:16.798	8	14	2.103	0.404	68.25
10	9		George GAMBLE	HHC Motorsport	1:16.853	12	15	2.158	0.055	68.20
11	33		Ryan RATCLIFFE	Piranha Motorsport	1:17.471	4	14	2.776	0.618	67.65

Weather / Track : Sunny / Wet
 These results are provisional until the conclusion of any judicial and technical matters.

Pembrey
 Circuit Length = 1.4560 miles
 Start: 09:15 End: 09:36

Clerk of Course :		Timekeeper :
-------------------	--	--------------

Ginetta Junior Winter Series

QUALIFYING - LAP ANALYSIS

4	Adam BONHAM (GBR)			Team Parker Racing			
1 -	1:16.332	+ 1.605	9:22:03.995	7 -	1:14.728	+ 0.001	9:29:35.594
2 -	1:15.650	+ 0.923	9:23:19.645	8 -	1:14.739	+ 0.012	9:30:50.333
3 -	1:16.012	+ 1.285	9:24:35.657	9 -	1:14.954	+ 0.227	9:32:05.287
4 -	1:15.599	+ 0.872	9:25:51.256	10 -	1:15.152	+ 0.425	9:33:20.439
5 -	1:14.727		9:27:05.983	11 -	1:14.746	+ 0.019	9:34:35.185
6 -	1:14.883	+ 0.156	9:28:20.866	12 -	1:16.132	+ 1.405	9:35:51.317
6	David MOORE (GBR)			Tockwith			
1 -	1:15.833	+ 1.138	9:18:02.937	9 -	1:15.104	+ 0.409	9:28:05.619
2 -	1:15.116	+ 0.421	9:19:18.053	10 -	1:15.351	+ 0.656	9:29:20.970
3 -	1:15.350	+ 0.655	9:20:33.403	11 -	1:14.956	+ 0.261	9:30:35.926
4 -	1:14.921	+ 0.226	9:21:48.324	12 -	1:21.505	+ 6.810	9:31:57.431
5 -	1:15.522	+ 0.827	9:23:03.846	13 -	1:14.695		9:33:12.126
6 -	1:15.083	+ 0.388	9:24:18.929	14 -	1:15.260	+ 0.565	9:34:27.386
7 -	1:16.148	+ 1.453	9:25:35.077	15 -	1:14.720	+ 0.025	9:35:42.106
8 -	1:15.438	+ 0.743	9:26:50.515				
7	Jake GIDDINGS (GBR)			FML			
1 -	1:16.780	+ 1.258	9:21:27.055	6 -	3:23.797	+ 2:08.275	9:30:35.626
2 -	1:17.341	+ 1.819	9:22:44.396	7 -	1:26.789 P	+ 11.267	9:32:02.415
3 -	1:15.894	+ 0.372	9:24:00.290	8 -	1:23.617	+ 8.095	9:33:26.032
4 -	1:46.410	+ 30.888	9:25:46.700	9 -	1:28.297	+ 12.775	9:34:54.329
5 -	1:25.129 P	+ 9.607	9:27:11.829	10 -	1:15.522		9:36:09.851
8	Finlay RACTLIFFE (GBR)			Team Parker Racing			
1 -	1:18.651	+ 2.257	9:18:41.065	8 -	1:17.433	+ 1.039	9:27:57.394
2 -	1:17.918	+ 1.524	9:19:58.983	9 -	1:18.080	+ 1.686	9:29:15.474
3 -	1:31.771	+ 15.377	9:21:30.754	10 -	1:17.428	+ 1.034	9:30:32.902
4 -	1:17.325	+ 0.931	9:22:48.079	11 -	1:16.394		9:31:49.296
5 -	1:17.327	+ 0.933	9:24:05.406	12 -	1:17.423	+ 1.029	9:33:06.719
6 -	1:17.245	+ 0.851	9:25:22.651	13 -	1:16.734	+ 0.340	9:34:23.453
7 -	1:17.310	+ 0.916	9:26:39.961	14 -	1:17.024	+ 0.630	9:35:40.477
9	George GAMBLE (GBR)			HHC Motorsport			
1 -	1:21.363	+ 4.510	9:18:18.727	9 -	1:16.891	+ 0.038	9:28:39.460
2 -	1:18.730	+ 1.877	9:19:37.457	10 -	1:16.889	+ 0.036	9:29:56.349
3 -	1:19.005	+ 2.152	9:20:56.462	11 -	1:17.005	+ 0.152	9:31:13.354
4 -	1:17.652	+ 0.799	9:22:14.114	12 -	1:16.853		9:32:30.207
5 -	1:17.105	+ 0.252	9:23:31.219	13 -	1:17.127	+ 0.274	9:33:47.334
6 -	1:17.415	+ 0.562	9:24:48.634	14 -	1:17.337	+ 0.484	9:35:04.671
7 -	1:16.978	+ 0.125	9:26:05.612	15 -	1:18.287	+ 1.434	9:36:22.958
8 -	1:16.957	+ 0.104	9:27:22.569				
31	Seb MORRIS (GBR)			Hillspeed			
1 -	1:28.360	+ 13.340	9:18:19.735	9 -	1:15.689	+ 0.669	9:28:50.856
2 -	1:32.385	+ 17.365	9:19:52.120	10 -	1:19.999	+ 4.979	9:30:10.855
3 -	1:16.141	+ 1.121	9:21:08.261	11 -	1:29.116	+ 14.096	9:31:39.971
4 -	1:15.790	+ 0.770	9:22:24.051	12 -	1:15.356	+ 0.336	9:32:55.327
5 -	1:15.803	+ 0.783	9:23:39.854	13 -	1:15.801	+ 0.781	9:34:11.128
6 -	1:15.585	+ 0.565	9:24:55.439	14 -	1:15.261	+ 0.241	9:35:26.389
7 -	1:24.149	+ 9.129	9:26:19.588	15 -	1:15.020		9:36:41.409
8 -	1:15.579	+ 0.559	9:27:35.167				
33	Ryan RATCLIFFE (GBR)			Piranha Motorsport			
1 -	1:21.226	+ 3.755	9:18:21.301	8 -	1:17.515	+ 0.044	9:27:41.544
2 -	1:18.262	+ 0.791	9:19:39.563	9 -	1:19.316	+ 1.845	9:29:00.860
3 -	1:17.681	+ 0.210	9:20:57.244	10 -	1:18.717	+ 1.246	9:30:19.577
4 -	1:17.471		9:22:14.715	11 -	1:18.320	+ 0.849	9:31:37.897
5 -	1:32.797	+ 15.326	9:23:47.512	12 -	1:21.125	+ 3.654	9:32:59.022
6 -	1:18.641	+ 1.170	9:25:06.153	13 -	1:17.827	+ 0.356	9:34:16.849
7 -	1:17.876	+ 0.405	9:26:24.029	14 -	1:47.361 P	+ 29.890	9:36:04.210

Weather / Track : Sunny / Wet

Pembrey
Circuit Length = 1.4560 miles
Start: 09:15 End: 09:36

Ginetta Junior Winter Series

QUALIFYING - LAP ANALYSIS


40	Sennan FIELDING (GBR)			TJ Motorsport			
1 -	1:19.868	+ 3.892	9:18:17.717	8 -	1:17.443	+ 1.467	9:27:25.284
2 -	1:22.859	+ 6.883	9:19:40.576	9 -	1:59.045	+ 43.069	9:29:24.329
3 -	1:17.706	+ 1.730	9:20:58.282	10 -	1:16.979	+ 1.003	9:30:41.308
4 -	1:17.241	+ 1.265	9:22:15.523	11 -	1:16.789	+ 0.813	9:31:58.097
5 -	1:17.485	+ 1.509	9:23:33.008	12 -	1:15.976		9:33:14.073
6 -	1:17.360	+ 1.384	9:24:50.368	13 -	1:17.335	+ 1.359	9:34:31.408
7 -	1:17.473	+ 1.497	9:26:07.841	14 -	1:16.433	+ 0.457	9:35:47.841
71	Max COATES (GBR)			Privateer			
1 -	1:20.459	+ 4.389	9:18:19.220	9 -	1:16.070		9:28:40.620
2 -	1:18.503	+ 2.433	9:19:37.723	10 -	1:16.836	+ 0.766	9:29:57.456
3 -	1:22.801	+ 6.731	9:21:00.524	11 -	1:17.739	+ 1.669	9:31:15.195
4 -	1:17.321	+ 1.251	9:22:17.845	12 -	1:16.689	+ 0.619	9:32:31.884
5 -	1:16.609	+ 0.539	9:23:34.454	13 -	1:16.609	+ 0.539	9:33:48.493
6 -	1:16.671	+ 0.601	9:24:51.125	14 -	1:16.598	+ 0.528	9:35:05.091
7 -	1:17.229	+ 1.159	9:26:08.354	15 -	1:16.362	+ 0.292	9:36:21.453
8 -	1:16.196	+ 0.126	9:27:24.550				
79	Michael DAY (GBR)			HHC Motorsport			
1 -	1:20.807	+ 4.009	9:18:13.980	8 -	1:16.798		9:27:23.169
2 -	1:20.864	+ 4.066	9:19:34.844	9 -	1:16.859	+ 0.061	9:28:40.028
3 -	1:19.142	+ 2.344	9:20:53.986	10 -	1:17.255	+ 0.457	9:29:57.283
4 -	1:18.118	+ 1.320	9:22:12.104	11 -	1:31.120	+ 14.322	9:31:28.403
5 -	1:17.735	+ 0.937	9:23:29.839	12 -	1:23.315	+ 6.517	9:32:51.718
6 -	1:19.516	+ 2.718	9:24:49.355	13 -	1:43.314	+ 26.516	9:34:35.032
7 -	1:17.016	+ 0.218	9:26:06.371	14 -	1:18.373	+ 1.575	9:35:53.405
95	Myles COLLINS (GBR)			Tockwith			
1 -	1:29.438 P	+ 14.248	9:18:26.383	8 -	1:15.233	+ 0.043	9:28:06.957
2 -	1:56.487	+ 41.297	9:20:22.870	9 -	1:15.190		9:29:22.147
3 -	1:16.779	+ 1.589	9:21:39.649	10 -	1:15.561	+ 0.371	9:30:37.708
4 -	1:16.563	+ 1.373	9:22:56.212	11 -	1:18.160	+ 2.970	9:31:55.868
5 -	1:15.615	+ 0.425	9:24:11.827	12 -	1:16.056	+ 0.866	9:33:11.924
6 -	1:24.501	+ 9.311	9:25:36.328	13 -	1:16.319	+ 1.129	9:34:28.243
7 -	1:15.396	+ 0.206	9:26:51.724	14 -	1:15.811	+ 0.621	9:35:44.054

Weather / Track : Sunny / Wet

Pembrey
Circuit Length = 1.4560 miles
Start: 09:15 End: 09:36

Ginetta Junior Winter Series

RACE 1 - GRID

ROW 6	1:17.471 33 Ryan RATCLIFFE	
ROW 5	1:16.798 79 Michael DAY	1:16.853 9 George GAMBLE
ROW 4	1:16.070 71 Max COATES	1:16.394 8 Finlay RACTLIFFE
ROW 3	1:15.522 7 Jake GIDDINGS	1:15.976 40 Sennan FIELDING
ROW 2	1:15.020 31 Seb MORRIS	1:15.190 95 Myles COLLINS
ROW 1	1:14.695 6 David MOORE	1:14.727 4 Adam BONHAM
Pole		
		

Pembrey
Circuit Length = 1.4560 miles


These results are provisional until the conclusion of any judicial and technical matters.

Clerk of Course :

Timekeeper :

Ginetta Junior Winter Series

RACE 3 - GRID - AMENDED

ROW 6	1:17.515 33 Ryan RATCLIFFE	1:16.889 9 George GAMBLE
ROW 5	1:16.859 79 Michael DAY	1:16.734 8 Finlay RACTLIFFE
ROW 4	1:16.433 40 Sennan FIELDING	1:16.196 71 Max COATES
ROW 3	1:15.894 7 Jake GIDDINGS	1:15.261 31 Seb MORRIS
ROW 2	1:15.233 95 Myles COLLINS	1:14.728 4 Adam BONHAM
ROW 1	1:14.720 6 David MOORE	
Pole		
		

Pembrey
Circuit Length = 1.4560 miles

These results are provisional until the conclusion of any judicial and technical matters.

Clerk of Course :		Timekeeper :
-------------------	--	--------------

Ginetta Junior Winter Series

RACE 1 - CLASSIFICATION

POS	NO	CL	NAME	ENTRY	LAPS	TIME	GAP	DIFF	MPH	BEST	ON
1	31		Seb MORRIS	Hillspeed	12	14:21.532			73.00	1:10.216	12
2	6		David MOORE	Tockwith	12	14:26.718	5.186	5.186	72.57	1:11.093	9
3	71		Max COATES	Privateer	12	14:29.158	7.626	2.440	72.36	1:10.875	5
4	95		Myles COLLINS	Tockwith	12	15:00.067	38.535	30.909	69.88	1:11.656	7
5	7		Jake GIDDINGS	FML	12	15:11.175	49.643	11.108	69.03	1:11.545	6
6	40		Sennan FIELDING	TJ Motorsport	12	15:14.134	52.602	2.959	68.80	1:11.508	10
7	8		Finlay RACTLIFFE	Team Parker Racing	12	15:21.622	1:00.090	7.488	68.24	1:11.284	7
8	79		Michael DAY	HHC Motorsport	12	15:28.207	1:06.675	6.585	67.76	1:11.954	11
9	33		Ryan RATCLIFFE	Piranha Motorsport	12	15:31.551	1:10.019	3.344	67.52	1:13.208	12
10	9		George GAMBLE	HHC Motorsport	11	14:31.589	1 lap	1 lap	66.15	1:12.324	8
NOT CLASSIFIED											
DNF	4		Adam BONHAM	Team Parker Racing	3	3:59.442	9 laps	8 laps	65.67	1:12.478	3
FASTEST LAP											
	31		Seb MORRIS	Hillspeed	12	1:10.216		74.64 mph		120.13 kph	

Weather / Track : Sunny / Drying
 These results are provisional until the conclusion of any judicial and technical matters.

Pembrey
 Circuit Length = 1.4560 miles
 Start: 11:11 End: 11:27

Clerk of Course :		Timekeeper :
-------------------	--	--------------

Ginetta Junior Winter Series

RACE 1 - LAP CHART

Lap 1			Lap 2			Lap 3			Lap 4			Lap 5		
No	Behind	Laptime	No	Behind	Laptime	No	Behind	Laptime	No	Behind	Laptime	No	Behind	Laptime
6		1:20.471	6		1:11.966	6		1:11.238	31		1:11.373	31		1:11.043
4	0.375	1:20.846	31	0.747	1:11.671	31	0.455	1:10.946	6	0.377	1:12.205	6	0.946	1:11.612
31	1.042	1:21.513	71	5.001	1:14.035	71	5.025	1:11.262	71	4.691	1:11.494	71	4.523	1:10.875
95	1.726	1:22.197	40	6.411	1:14.695	40	8.640	1:13.467	40	10.010	1:13.198	40	24.753	1:25.786
71	2.932	1:23.403	33	12.071	1:16.109	33	14.801	1:13.968	95	16.771	1:13.347	95	26.280	1:20.552
40	3.682	1:24.153	95	12.478	1:22.718	9	15.064	1:13.815	8	24.697	1:13.275	8	26.819	1:13.165
33	7.928	1:28.399	9	12.487	1:16.092	95	15.252	1:14.012	79	30.975	1:15.866	79	35.623	1:15.691
9	8.361	1:28.832	8	13.095	1:13.868	4	15.767	1:12.478	9	33.147	1:29.911	9	36.254	1:14.150
8	11.193	1:31.664	4	14.527	1:26.118	7	17.929	1:12.543	7	39.462	1:33.361	7	40.390	1:11.971
79	15.305	1:35.776	7	16.624	1:12.730	8	23.250	1:21.393	33	40.413	1:37.440 P	33	50.743	1:21.373 P
7	15.860	1:36.331	79	22.842	1:19.503	79	26.937	1:15.333						

Weather / Track : Sunny / Drying

Pembrey
Circuit Length = 1.4560 miles
Start: 11:11 End: 11:27

Ginetta Junior Winter Series

RACE 1 - LAP CHART

Lap 6			Lap 7			Lap 8			Lap 9			Lap 10		
No	Behind	Laptime	No	Behind	Laptime	No	Behind	Laptime	No	Behind	Laptime	No	Behind	Laptime
31		1:10.725	31		1:10.699	31		1:10.647	31		1:10.688	31		1:11.267
6	1.451	1:11.230	6	2.009	1:11.257	6	2.671	1:11.309	6	3.076	1:11.093	6	3.077	1:11.268
71	5.041	1:11.243	71	5.221	1:10.879	71	5.754	1:11.180	71	6.350	1:11.284	71	6.648	1:11.565
40	26.480	1:12.452	40	27.862	1:12.081	95	31.313	1:12.296	95	33.819	1:13.194	95	35.165	1:12.613
8	27.814	1:11.720	8	28.399	1:11.284	40	40.277	1:23.062	8	44.893	1:13.547	8	45.889	1:12.263
95	28.707	1:13.152	95	29.664	1:11.656	8	42.034	1:24.282	7	45.091	1:11.865	40	46.382	1:11.508
9	38.560	1:13.031	79	41.799	1:13.611	7	43.914	1:12.175	40	46.141	1:16.552	7	46.626	1:12.802
79	38.887	1:13.989	7	42.386	1:11.875	9	44.625	1:12.324	79	47.810	1:12.363	79	48.673	1:12.130
7	41.210	1:11.545	9	42.948	1:15.087	79	46.135	1:14.983	9	54.598	1:20.661	9	56.889	1:13.558
33	53.425	1:13.407	33	56.059	1:13.333	33	58.621	1:13.209	33	1:02.221	1:14.288	33	1:04.183	1:13.229

Weather / Track : Sunny / Drying

Pembrey
Circuit Length = 1.4560 miles
Start: 11:11 End: 11:27

Ginetta Junior Winter Series

RACE 1 - LAP CHART

Lap 11			Lap 12		
No	Behind	Laptime	No	Behind	Laptime
31		1:10.744	31		1:10.216
6	3.918	1:11.585	6	5.186	1:11.484
71	6.837	1:10.933	71	7.626	1:11.005
95	36.311	1:11.890	9	1 LAP	1:34.128 P
8	46.834	1:11.689	95	38.535	1:12.440
7	48.198	1:12.316	7	49.643	1:11.661
79	49.883	1:11.954	40	52.602	1:12.524
40	50.294	1:14.656	8	1:00.090	1:23.472
33	1:07.027	1:13.588	79	1:06.675	1:27.008
			33	1:10.019	1:13.208

Weather / Track : Sunny / Drying

Pembrey
Circuit Length = 1.4560 miles
Start: 11:11 End: 11:27

Ginetta Junior Winter Series

RACE 3 - CLASSIFICATION

POS	NO	CL	NAME	ENTRY	LAPS	TIME	GAP	DIFF	MPH	BEST	ON
1	71		Max COATES	Privateer	14	17:43.536			68.99	1:09.775	11
2	6		David MOORE	Tockwith	14	17:44.272	0.736	0.736	68.95	1:10.191	10
3	40		Sennan FIELDING	TJ Motorsport	14	17:45.988	2.452	1.716	68.83	1:09.702	11
4	4		Adam BONHAM	Team Parker Racing	14	17:46.761	3.225	0.773	68.78	1:09.982	11
5	31		Seb MORRIS	Hillspeed	14	17:51.777	8.241	5.016	68.46	1:09.489	12
6	95		Myles COLLINS	Tockwith	14	17:52.838	9.302	1.061	68.40	1:09.789	11
7	33		Ryan RATCLIFFE	Piranha Motorsport	14	17:53.174	9.638	0.336	68.37	1:10.314	14
8	9		George GAMBLE	HHC Motorsport	14	18:02.837	19.301	9.663	67.76	1:11.580	12
9	79		Michael DAY	HHC Motorsport	14	18:22.558	39.022	19.721	66.55	1:12.757	11
10	8		Finlay RACTLIFFE	Team Parker Racing	14	18:30.289	46.753	7.731	66.09	1:10.337	9
NOT CLASSIFIED											
DNF	7		Jake GIDDINGS	FML	0						
FASTEST LAP											
	31		Seb MORRIS	Hillspeed	12	1:09.489		75.43 mph		121.39 kph	

Car No. 33 requires a working transponder - Q.12.2.1

Weather / Track : Sunny / Dry

These results are provisional until the conclusion of any judicial and technical matters.

Pembrey

Circuit Length = 1.4560 miles

Start: 13:29 End: 13:47

Clerk of Course :

Timekeeper :

Ginetta Junior Winter Series

RACE 3 - LAP CHART

Lap 1			Lap 2			Lap 3			Lap 4			Lap 5		
No	Behind	Laptime	No	Behind	Laptime	No	Behind	Laptime	No	Behind	Laptime	No	Behind	Laptime
4		1:18.663	4		1:45.564	4		1:40.591	6		1:10.665	6		1:11.126
6	0.198	1:18.861	6	0.604	1:45.970	6	0.151	1:40.138	71	0.783	1:11.179	4	1.787	1:11.781
71	0.719	1:19.382	71	1.067	1:45.912	71	0.420	1:39.944	31	0.943	1:10.354	71	2.780	1:13.123
31	1.987	1:20.650	31	1.438	1:45.015	31	1.405	1:40.558	4	1.132	1:11.948	40	3.191	1:11.489
8	2.464	1:21.127	8	1.916	1:45.016	8	1.591	1:40.266	40	2.828	1:11.072	33	3.651	1:11.300
40	3.357	1:22.020	40	2.536	1:44.743	40	2.572	1:40.627	33	3.477	1:11.233	95	4.074	1:10.696
33	3.739	1:22.402	33	3.162	1:44.987	33	3.060	1:40.489	95	4.504	1:10.673	9	6.096	1:11.643
79	4.317	1:22.980	79	3.640	1:44.887	79	3.427	1:40.378	9	5.579	1:11.964	31	10.234	1:20.417
9	4.988	1:23.651	9	4.360	1:44.936	9	4.431	1:40.662	79	6.636	1:14.025	8	12.595	1:11.494
95	6.728	1:25.391	95	4.947	1:43.783	95	4.647	1:40.291	8	12.227	1:21.452	79	16.547	1:21.037

Car No. 33 requires a working transponder - Q.12.2.1

Weather / Track : Sunny / Dry

Pembrey
Circuit Length = 1.4560 miles
Start: 13:29 End: 13:47

Ginetta Junior Winter Series

RACE 3 - LAP CHART

Lap 6			Lap 7			Lap 8			Lap 9			Lap 10		
No	Behind	Laptime	No	Behind	Laptime	No	Behind	Laptime	No	Behind	Laptime	No	Behind	Laptime
6		1:10.368	6		1:10.431	6		1:10.866	6		1:10.324	6		1:10.191
4	2.577	1:11.158	71	2.823	1:10.527	71	1.778	1:09.821	71	1.383	1:09.929	71	1.238	1:10.046
71	2.727	1:10.315	4	3.426	1:11.280	4	3.633	1:11.073	4	3.667	1:10.358	4	3.512	1:10.036
40	3.245	1:10.422	40	3.553	1:10.739	40	3.798	1:11.111	40	4.518	1:11.044	40	4.066	1:09.739
95	5.201	1:11.495	95	5.839	1:11.069	95	5.082	1:10.109	95	5.023	1:10.265	95	4.681	1:09.849
33	5.202	1:11.919	33	6.494	1:11.723	33	6.757	1:11.129	31	7.635	1:10.229	31	7.328	1:09.884
9	8.312	1:12.584	31	8.881	1:09.744	31	7.730	1:09.715	33	8.130	1:11.697	33	8.884	1:10.945
31	9.568	1:09.702	9	9.930	1:12.049	9	11.066	1:12.002	9	13.185	1:12.443	8	14.856	1:10.553
8	13.571	1:11.344	8	14.712	1:11.572	8	14.481	1:10.635	8	14.494	1:10.337	9	15.453	1:12.459
79	20.141	1:13.962	79	22.663	1:12.953	79	24.868	1:13.071	79	28.065	1:13.521	79	31.155	1:13.281

Car No. 33 requires a working transponder - Q.12.2.1

Weather / Track : Sunny / Dry

Pembrey
Circuit Length = 1.4560 miles
Start: 13:29 End: 13:47

Ginetta Junior Winter Series

RACE 3 - LAP CHART

Lap 11			Lap 12			Lap 13			Lap 14		
No	Behind	Laptime	No	Behind	Laptime	No	Behind	Laptime	No	Behind	Laptime
6		1:10.192	6		1:10.578	6		1:11.939	71		1:11.672
71	0.821	1:09.775	71	0.443	1:10.200	71	0.215	1:11.711	6	0.736	1:12.623
4	3.302	1:09.982	4	3.964	1:11.240	40	4.334	1:12.036	40	2.452	1:10.005
40	3.576	1:09.702	40	4.237	1:11.239	4	4.954	1:12.929	4	3.225	1:10.158
95	4.278	1:09.789	95	4.562	1:10.862	31	10.057	1:16.244	31	8.241	1:10.071
31	6.841	1:09.705	31	5.752	1:09.489	95	10.944	1:18.321	95	9.302	1:10.245
33	9.993	1:11.301	33	11.288	1:11.873	33	11.211	1:11.862	33	9.638	1:10.314
8	16.541	1:11.877	8	16.470	1:10.507	9	19.247	1:12.734	9	19.301	1:11.941
9	17.450	1:12.189	9	18.452	1:11.580	8	19.698	1:15.167	79	39.022	1:13.273
79	33.720	1:12.757	79	36.054	1:12.912	79	37.636	1:13.521	8	46.753	1:38.942

Car No. 33 requires a working transponder - Q.12.2.1

Weather / Track : Sunny / Dry

Pembrey
Circuit Length = 1.4560 miles
Start: 13:29 End: 13:47

Ginetta Junior Winter Series
QUALIFYING - CLASSIFICATION

POS	NO	CL	NAME	ENTRY	TIME	ON	LAPS	GAP	DIFF	MPH
1	4		Adam BONHAM	Team Parker Racing	1:13.875	14	15			70.95
2	31		Seb MORRIS	Hillspeed	1:14.419	10	15	0.544	0.544	70.43
3	71		Max COATES	Privateer	1:14.564	8	15	0.689	0.145	70.29
4	7		Jake GIDDINGS	FML	1:14.613	8	14	0.738	0.049	70.25
5	95		Myles COLLINS	Tockwith	1:15.170	13	15	1.295	0.557	69.72
6	6		David MOORE	Tockwith	1:15.205	13	15	1.330	0.035	69.69
7	33		Ryan RATCLIFFE	Piranha Motorsport	1:15.847	14	14	1.972	0.642	69.10
8	9		George GAMBLE	HHC Motorsport	1:16.280	14	15	2.405	0.433	68.71
9	40		Sennan FIELDING	TJ Motorsport	1:16.373	12	14	2.498	0.093	68.63
10	79		Michael DAY	HHC Motorsport	1:17.330	11	14	3.455	0.957	67.78
11	8		Finlay RACTLIFFE	Team Parker Racing	1:26.573	1	1	12.698	9.243	60.54

Car No. 8 - completed 1 lap only
Car No. 6 - Transponder stopped working
Weather / Track : Cloudy / Wet

These results are provisional until the conclusion of any judicial and technical matters.

Pembrey
 Circuit Length = 1.4560 miles
 Start: 09:11 End: 09:32

Clerk of Course :		Timekeeper :
-------------------	--	--------------

Ginetta Junior Winter Series

QUALIFYING - LAP ANALYSIS

4	Adam BONHAM (GBR)			Team Parker Racing			
1 -	1:18.796	+ 4.921	9:14:20.217	9 -	1:18.168	+ 4.293	9:24:31.862
2 -	1:18.223	+ 4.348	9:15:38.440	10 -	1:14.290	+ 0.415	9:25:46.152
3 -	1:16.294	+ 2.419	9:16:54.734	11 -	1:14.647	+ 0.772	9:27:00.799
4 -	1:15.843	+ 1.968	9:18:10.577	12 -	1:14.130	+ 0.255	9:28:14.929
5 -	1:15.035	+ 1.160	9:19:25.612	13 -	1:14.555	+ 0.680	9:29:29.484
6 -	1:14.520	+ 0.645	9:20:40.132	14 -	1:13.875		9:30:43.359
7 -	1:13.963	+ 0.088	9:21:54.095	15 -	1:20.905	+ 7.030	9:32:04.264
8 -	1:19.599	+ 5.724	9:23:13.694				
6	David MOORE (GBR)			Tockwith			
1 -	1:18.789	+ 3.584	9:14:11.902	9 -	1:15.304	+ 0.099	9:24:23.433
2 -	1:17.322	+ 2.117	9:15:29.224	10 -	1:16.144	+ 0.939	9:25:39.577
3 -	1:17.043	+ 1.838	9:16:46.267	11 -	1:15.283	+ 0.078	9:26:54.860
4 -	1:15.782	+ 0.577	9:18:02.049	12 -	1:15.266	+ 0.061	9:28:10.126
5 -	1:16.004	+ 0.799	9:19:18.053	13 -	1:15.205		9:29:25.331
6 -	1:15.966	+ 0.761	9:20:34.019	14 -	1:15.223	+ 0.018	9:30:40.554
7 -	1:15.513	+ 0.308	9:21:49.532	15 -	1:15.378	+ 0.173	9:31:55.932
8 -	1:18.597	+ 3.392	9:23:08.129				
7	Jake GIDDINGS (GBR)			FML			
1 -	1:21.932	+ 7.319	9:15:22.486	8 -	1:14.613		9:24:09.729
2 -	1:16.140	+ 1.527	9:16:38.626	9 -	1:14.862	+ 0.249	9:25:24.591
3 -	1:15.475	+ 0.862	9:17:54.101	10 -	1:30.966	+ 16.353	9:26:55.557
4 -	1:15.254	+ 0.641	9:19:09.355	11 -	1:14.843	+ 0.230	9:28:10.400
5 -	1:15.591	+ 0.978	9:20:24.946	12 -	1:15.702	+ 1.089	9:29:26.102
6 -	1:15.346	+ 0.733	9:21:40.292	13 -	1:14.983	+ 0.370	9:30:41.085
7 -	1:14.824	+ 0.211	9:22:55.116	14 -	1:43.035 P	+ 28.422	9:32:24.120
8	Finlay RACTLIFFE (GBR)			Team Parker Racing			
1 -	1:26.573		9:14:20.296				
9	George GAMBLE (GBR)			HHC Motorsport			
1 -	1:19.010	+ 2.730	9:14:09.612	9 -	1:17.059	+ 0.779	9:24:33.318
2 -	1:19.256	+ 2.976	9:15:28.868	10 -	1:16.611	+ 0.331	9:25:49.929
3 -	1:19.508	+ 3.228	9:16:48.376	11 -	1:16.281	+ 0.001	9:27:06.210
4 -	1:18.087	+ 1.807	9:18:06.463	12 -	1:16.897	+ 0.617	9:28:23.107
5 -	1:16.888	+ 0.608	9:19:23.351	13 -	1:16.609	+ 0.329	9:29:39.716
6 -	1:18.463	+ 2.183	9:20:41.814	14 -	1:16.280		9:30:55.996
7 -	1:16.876	+ 0.596	9:21:58.690	15 -	1:17.058	+ 0.778	9:32:13.054
8 -	1:17.569	+ 1.289	9:23:16.259				
31	Seb MORRIS (GBR)			Hillspeed			
1 -	1:18.363	+ 3.944	9:14:09.954	9 -	1:15.657	+ 1.238	9:24:26.408
2 -	1:17.346	+ 2.927	9:15:27.300	10 -	1:14.419		9:25:40.827
3 -	1:16.405	+ 1.986	9:16:43.705	11 -	1:23.673	+ 9.254	9:27:04.500
4 -	1:20.058	+ 5.639	9:18:03.763	12 -	1:15.480	+ 1.061	9:28:19.980
5 -	1:16.116	+ 1.697	9:19:19.879	13 -	1:14.779	+ 0.360	9:29:34.759
6 -	1:15.494	+ 1.075	9:20:35.373	14 -	1:14.797	+ 0.378	9:30:49.556
7 -	1:15.267	+ 0.848	9:21:50.640	15 -	1:14.848	+ 0.429	9:32:04.404
8 -	1:20.111	+ 5.692	9:23:10.751				
33	Ryan RATCLIFFE (GBR)			Piranha Motorsport			
1 -	1:19.411	+ 3.564	9:14:30.720	8 -	1:16.564	+ 0.717	9:23:43.235
2 -	1:18.204	+ 2.357	9:15:48.924	9 -	1:16.418	+ 0.571	9:24:59.653
3 -	1:28.178	+ 12.331	9:17:17.102	10 -	1:17.300	+ 1.453	9:26:16.953
4 -	1:17.457	+ 1.610	9:18:34.559	11 -	1:16.459	+ 0.612	9:27:33.412
5 -	1:16.680	+ 0.833	9:19:51.239	12 -	1:16.745	+ 0.898	9:28:50.157
6 -	1:17.862	+ 2.015	9:21:09.101	13 -	1:16.007	+ 0.160	9:30:06.164
7 -	1:17.570	+ 1.723	9:22:26.671	14 -	1:15.847		9:31:22.011

Car No. 6 - Transponder stopped working

Weather / Track : Cloudy / Wet

Pembrey

Circuit Length = 1.4560 miles

Start: 09:11 End: 09:32

Ginetta Junior Winter Series

QUALIFYING - LAP ANALYSIS

40	Sennan FIELDING (GBR)			TJ Motorsport			
1 -	1:20.608	+ 4.235	9:14:15.515	8 -	1:26.492	+ 10.119	9:23:53.764
2 -	1:18.706	+ 2.333	9:15:34.221	9 -	1:16.878	+ 0.505	9:25:10.642
3 -	1:17.924	+ 1.551	9:16:52.145	10 -	1:16.884	+ 0.511	9:26:27.526
4 -	1:18.761	+ 2.388	9:18:10.906	11 -	1:16.609	+ 0.236	9:27:44.135
5 -	1:39.295	+ 22.922	9:19:50.201	12 -	1:16.373		9:29:00.508
6 -	1:18.526	+ 2.153	9:21:08.727	13 -	1:16.540	+ 0.167	9:30:17.048
7 -	1:18.545	+ 2.172	9:22:27.272	14 -	1:16.455	+ 0.082	9:31:33.503
71	Max COATES (GBR)			Privateer			
1 -	1:17.262	+ 2.698	9:14:27.620	9 -	1:14.830	+ 0.266	9:24:50.712
2 -	1:16.184	+ 1.620	9:15:43.804	10 -	1:15.615	+ 1.051	9:26:06.327
3 -	1:15.986	+ 1.422	9:16:59.790	11 -	1:14.850	+ 0.286	9:27:21.177
4 -	1:15.734	+ 1.170	9:18:15.524	12 -	1:15.073	+ 0.509	9:28:36.250
5 -	1:18.334	+ 3.770	9:19:33.858	13 -	1:15.280	+ 0.716	9:29:51.530
6 -	1:32.347	+ 17.783	9:21:06.205	14 -	1:14.889	+ 0.325	9:31:06.419
7 -	1:15.113	+ 0.549	9:22:21.318	15 -	1:14.924	+ 0.360	9:32:21.343
8 -	1:14.564		9:23:35.882				
79	Michael DAY (GBR)			HHC Motorsport			
1 -	1:23.704	+ 6.374	9:14:16.449	8 -	1:17.744	+ 0.414	9:23:30.434
2 -	1:20.066	+ 2.736	9:15:36.515	9 -	1:18.365	+ 1.035	9:24:48.799
3 -	1:20.334	+ 3.004	9:16:56.849	10 -	1:18.805	+ 1.475	9:26:07.604
4 -	1:19.826	+ 2.496	9:18:16.675	11 -	1:17.330		9:27:24.934
5 -	1:18.915	+ 1.585	9:19:35.590	12 -	1:18.023	+ 0.693	9:28:42.957
6 -	1:18.588	+ 1.258	9:20:54.178	13 -	1:17.752	+ 0.422	9:30:00.709
7 -	1:18.512	+ 1.182	9:22:12.690	14 -	1:17.737	+ 0.407	9:31:18.446
95	Myles COLLINS (GBR)			Tockwith			
1 -	1:19.970	+ 4.800	9:14:13.990	9 -	1:15.964	+ 0.794	9:24:24.680
2 -	1:17.781	+ 2.611	9:15:31.771	10 -	1:15.582	+ 0.412	9:25:40.262
3 -	1:16.880	+ 1.710	9:16:48.651	11 -	1:16.155	+ 0.985	9:26:56.417
4 -	1:16.918	+ 1.748	9:18:05.569	12 -	1:15.250	+ 0.080	9:28:11.667
5 -	1:16.015	+ 0.845	9:19:21.584	13 -	1:15.170		9:29:26.837
6 -	1:15.294	+ 0.124	9:20:36.878	14 -	1:15.399	+ 0.229	9:30:42.236
7 -	1:15.512	+ 0.342	9:21:52.390	15 -	1:16.819	+ 1.649	9:31:59.055
8 -	1:16.326	+ 1.156	9:23:08.716				

Car No. 6 - Transponder stopped working

Weather / Track : Cloudy / Wet


Pembrey

Circuit Length = 1.4560 miles

Start: 09:11 End: 09:32

Ginetta Junior Winter Series

RACE 1 - GRID

ROW 6	1:26.573 8 Finlay RACTLIFFE	1:17.330 79 Michael DAY
ROW 5	1:16.373 40 Sennan FIELDING	1:16.280 9 George GAMBLE
ROW 4	1:15.847 33 Ryan RATCLIFFE	1:15.205 6 David MOORE
ROW 3	1:15.170 95 Myles COLLINS	1:14.613 7 Jake GIDDINGS
ROW 2	1:14.564 71 Max COATES	1:14.419 31 Seb MORRIS
ROW 1	1:13.875 4 Adam BONHAM	
Pole		
		


Pembrey
Circuit Length = 1.4560 miles

These results are provisional until the conclusion of any judicial and technical matters.

Clerk of Course :		Timekeeper :
-------------------	--	--------------

Ginetta Junior Winter Series

RACE 3 - GRID

ROW 6	8 Finlay RACTLIFFE	1:17.737	79 Michael DAY
ROW 5	1:16.455 40 Sennan FIELDING	1:16.281	9 George GAMBLE
ROW 4	1:16.007 33 Ryan RATCLIFFE	1:15.250	95 Myles COLLINS
ROW 3	1:15.223 6 David MOORE	1:14.830	71 Max COATES
ROW 2	1:14.824 7 Jake GIDDINGS	1:14.779	31 Seb MORRIS
ROW 1	1:13.963 4 Adam BONHAM		
Pole			
			

Pembrey
Circuit Length = 1.4560 miles

These results are provisional until the conclusion of any judicial and technical matters.

Clerk of Course :		Timekeeper :
-------------------	--	--------------

Ginetta Junior Winter Series

RACE 1 - CLASSIFICATION

POS	NO	CL	NAME	ENTRY	LAPS	TIME	GAP	DIFF	MPH	BEST	ON
1	4		Adam BONHAM	Team Parker Racing	12	14:59.809			69.90	1:14.009	5
2	31		Seb MORRIS	Hillspeed	12	15:02.387	2.578	2.578	69.70	1:14.122	7
3	71		Max COATES	Privateer	12	15:02.725	2.916	0.338	69.67	1:14.154	12
4	6		David MOORE	Tockwith	12	15:13.606	13.797	10.881	68.84	1:14.686	5
5	95		Myles COLLINS	Tockwith	12	15:16.880	17.071	3.274	68.60	1:15.115	7
6	7		Jake GIDDINGS	FML	12	15:20.147	20.338	3.267	68.35	1:14.599	5
7	9		George GAMBLE	HHC Motorsport	12	15:20.857	21.048	0.710	68.30	1:15.471	6
8	33		Ryan RATCLIFFE	Piranha Motorsport	12	15:32.178	32.369	11.321	67.47	1:16.139	8
9	79		Michael DAY	HHC Motorsport	12	15:59.190	59.381	27.012	65.57	1:16.429	10
10	40		Sennan FIELDING	TJ Motorsport	11	15:14.108	1 lap	1 lap	63.07	1:16.417	10

FASTEST LAP

4	Adam BONHAM	Team Parker Racing	5	1:14.009	70.82 mph	113.97 kph
---	--------------------	--------------------	---	----------	-----------	------------

Weather / Track : Cloudy / Wet

These results are provisional until the conclusion of any judicial and technical matters.

Pembrey

Circuit Length = 1.4560 miles

Start: 11:10 End: 11:26

Clerk of Course :

Timekeeper :

Ginetta Junior Winter Series

RACE 1 - LAP CHART

Lap 1			Lap 2			Lap 3			Lap 4			Lap 5		
No	Behind	Laptime	No	Behind	Laptime	No	Behind	Laptime	No	Behind	Laptime	No	Behind	Laptime
4		1:21.926	4		1:14.907	4		1:14.147	4		1:14.260	4		1:14.009
31	0.685	1:22.611	31	0.911	1:15.133	31	1.582	1:14.818	31	1.754	1:14.432	31	2.102	1:14.357
71	1.225	1:23.151	71	1.244	1:14.926	71	2.133	1:15.036	71	2.523	1:14.650	71	2.760	1:14.246
7	1.567	1:23.493	7	2.390	1:15.730	7	2.985	1:14.742	7	3.410	1:14.685	7	4.000	1:14.599
9	2.461	1:24.387	9	3.141	1:15.587	9	4.568	1:15.574	6	7.118	1:15.975	6	7.795	1:14.686
95	3.275	1:25.201	95	3.753	1:15.385	95	5.106	1:15.500	95	7.576	1:16.730	95	9.066	1:15.499
6	3.855	1:25.781	6	4.261	1:15.313	6	5.403	1:15.289	9	8.119	1:17.811	9	9.716	1:15.606
33	7.636	1:29.562	33	9.910	1:17.181	33	12.673	1:16.910	33	14.866	1:16.453	33	17.376	1:16.519
40	20.458	1:42.384	40	26.493	1:20.942	40	29.921	1:17.575	40	33.127	1:17.466	40	36.015	1:16.897
79	21.049	1:42.975	79	26.835	1:20.693	79	30.713	1:18.025	79	33.458	1:17.005	79	36.941	1:17.492

Weather / Track : Cloudy / Wet

Pembrey
Circuit Length = 1.4560 miles
Start: 11:10 End: 11:26

Ginetta Junior Winter Series

RACE 1 - LAP CHART

Lap 6			Lap 7			Lap 8			Lap 9			Lap 10		
No	Behind	Laptime	No	Behind	Laptime	No	Behind	Laptime	No	Behind	Laptime	No	Behind	Laptime
4		1:14.267	4		1:14.537	4		1:14.239	4		1:14.233	4		1:14.283
31	2.110	1:14.275	31	1.695	1:14.122	31	2.059	1:14.603	31	2.367	1:14.541	31	2.702	1:14.618
71	2.711	1:14.218	71	2.637	1:14.463	71	2.673	1:14.275	71	2.947	1:14.507	71	3.250	1:14.586
7	4.994	1:15.261	7	5.636	1:15.179	6	10.392	1:15.228	6	11.569	1:15.410	6	12.359	1:15.073
6	8.690	1:15.162	6	9.403	1:15.250	95	12.301	1:15.998	95	13.544	1:15.476	95	14.802	1:15.541
95	9.964	1:15.165	95	10.542	1:15.115	9	13.846	1:15.998	9	15.372	1:15.759	9	16.977	1:15.888
9	10.920	1:15.471	9	12.087	1:15.704	7	16.363	1:24.966	7	17.125	1:14.995	7	17.854	1:15.012
33	19.761	1:16.652	33	21.927	1:16.703	33	23.827	1:16.139	33	26.110	1:16.516	33	28.199	1:16.372
40	38.390	1:16.642	40	40.666	1:16.813	40	42.913	1:16.486	40	45.505	1:16.825	40	47.639	1:16.417
79	39.368	1:16.694	79	41.440	1:16.609	79	43.722	1:16.521	79	45.948	1:16.459	79	48.094	1:16.429

Weather / Track : Cloudy / Wet

Pembrey
Circuit Length = 1.4560 miles
Start: 11:10 End: 11:26

Ginetta Junior Winter Series

RACE 1 - LAP CHART

Lap 11			Lap 12		
No	Behind	Laptime	No	Behind	Laptime
4		1:14.355	4		1:14.646
31	2.751	1:14.404	31	2.578	1:14.473
71	3.408	1:14.513	71	2.916	1:14.154
6	13.401	1:15.397	6	13.797	1:15.042
95	16.077	1:15.630	40	1 LAP	1:55.661 P
9	18.438	1:15.816	95	17.071	1:15.640
7	18.809	1:15.310	7	20.338	1:16.175
33	30.262	1:16.418	9	21.048	1:17.256
79	56.714	1:22.975	33	32.369	1:16.753
			79	59.381	1:17.313

Weather / Track : Cloudy / Wet

Pembrey
Circuit Length = 1.4560 miles
Start: 11:10 End: 11:26

Ginetta Junior Winter Series

RACE 3 - CLASSIFICATION

POS	NO	CL	NAME	ENTRY	LAPS	TIME	GAP	DIFF	MPH	BEST	ON
1	31		Seb MORRIS	Hillspeed	10	15:19.185			57.02	1:14.553	3
2	71		Max COATES	Privateer	10	15:19.739	0.554	0.554	56.98	1:15.030	3
3	7		Jake GIDDINGS	FML	10	15:20.197	1.012	0.458	56.96	1:15.216	3
4	6		David MOORE	Tockwith	10	15:20.589	1.404	0.392	56.93	1:15.428	2
5	95		Myles COLLINS	Tockwith	10	15:20.814	1.629	0.225	56.92	1:15.968	3
6	9		George GAMBLE	HHC Motorsport	10	15:22.396	3.211	1.582	56.82	1:15.693	3
7	8		Finlay RACTLIFFE	Team Parker Racing	10	15:22.946	3.761	0.550	56.79	1:18.114	3
8	40		Sennan FIELDING	TJ Motorsport	10	15:23.268	4.083	0.322	56.77	1:16.743	4
NOT CLASSIFIED											
DNF	4		Adam BONHAM	Team Parker Racing	3	3:55.884	7 laps	7 laps	66.66	1:15.321	2
DNF	33		Ryan RATCLIFFE	Piranha Motorsport	2	2:58.781	8 laps	1 lap	58.63	1:33.654	2
NC	79		Michael DAY	HHC Motorsport	10	15:22.197	3.012	0.000	56.83	1:16.337	2
FASTEST LAP											
	31		Seb MORRIS	Hillspeed	3	1:14.553		70.30 mph		113.14 kph	

Car No. 79 - Not classified - Not running at Red Flag

Weather / Track : Bright / Wet

These results are provisional until the conclusion of any judicial and technical matters.

Pembrey

Circuit Length = 1.4560 miles

Start: 13:15 End: 13:34

Clerk of Course :		Timekeeper :
-------------------	--	--------------

Ginetta Junior Winter Series

RACE 3 - LAP CHART

Lap 1			Lap 2			Lap 3			Lap 4			Lap 5		
No	Behind	Laptime	No	Behind	Laptime	No	Behind	Laptime	No	Behind	Laptime	No	Behind	Laptime
31		1:22.762	31		1:15.049	31		1:14.553	31		1:15.697	31		1:43.991
4	0.502	1:23.264	4	0.774	1:15.321	71	1.582	1:15.030	71	1.661	1:15.776	71	0.735	1:43.065
71	0.974	1:23.736	71	1.105	1:15.180	6	2.844	1:15.703	7	4.671	1:17.295	7	1.550	1:40.870
7	0.979	1:23.741	6	1.694	1:15.428	7	3.073	1:15.216	6	5.987	1:18.840	6	2.106	1:40.110
6	1.315	1:24.077	7	2.410	1:16.480	4	3.520	1:17.299	95	8.014	1:18.164	95	3.063	1:39.040
33	2.365	1:25.127	95	4.132	1:16.600	95	5.547	1:15.968	79	10.706	1:18.624	79	3.871	1:37.156
95	2.581	1:25.343	79	5.822	1:16.337	79	7.779	1:16.510	9	11.388	1:18.748	9	5.009	1:37.612
79	4.534	1:27.296	9	7.197	1:16.213	9	8.337	1:15.693	8	17.584	1:18.394	8	6.323	1:32.730
9	6.033	1:28.795	8	11.326	1:18.134	8	14.887	1:18.114	40	19.122	1:16.743	40	10.642	1:35.511
8	8.241	1:31.003	40	15.764	1:17.428	40	18.076	1:16.865						
40	13.385	1:36.147	33	20.970	1:33.654									

Car No. 79 - Not classified - Not running at Red Flag

Weather / Track : Bright / Wet

Pembrey
Circuit Length = 1.4560 miles
Start: 13:15 End: 13:34

Ginetta Junior Winter Series

RACE 3 - LAP CHART

Lap 6			Lap 7			Lap 8			Lap 9			Lap 10		
No	Behind	Laptime	No	Behind	Laptime	No	Behind	Laptime	No	Behind	Laptime	No	Behind	Laptime
31		1:45.100	31		1:42.567	31		1:44.627	31		1:42.230	31		1:32.609
71	1.231	1:45.596	71	0.795	1:42.131	71	1.122	1:44.954	71	0.545	1:41.653	71	0.554	1:32.618
7	2.377	1:45.927	7	1.914	1:42.104	7	2.169	1:44.882	7	1.526	1:41.587	7	1.012	1:32.095
6	2.806	1:45.800	6	2.400	1:42.161	6	2.528	1:44.755	6	1.876	1:41.578	6	1.404	1:32.137
95	3.580	1:45.617	95	2.809	1:41.796	95	3.192	1:45.010	95	2.691	1:41.729	95	1.629	1:31.547
79	4.282	1:45.511	79	3.557	1:41.842	79	3.856	1:44.926	79	3.616	1:41.990	79	3.012	1:32.005
9	5.460	1:45.551	9	4.375	1:41.482	9	5.019	1:45.271	9	4.754	1:41.965	9	3.211	1:31.066
8	6.447	1:45.224	8	5.046	1:41.166	8	5.746	1:45.327	8	5.659	1:42.143	8	3.761	1:30.711
40	7.305	1:41.763	40	5.877	1:41.139	40	6.353	1:45.103	40	6.618	1:42.495	40	4.083	1:30.074

Car No. 79 - Not classified - Not running at Red Flag

Weather / Track : Bright / Wet

Pembrey
Circuit Length = 1.4560 miles
Start: 13:15 End: 13:34

2010 Michelin Formula Renault UK Winter Cup QUALIFYING - BARC & INT CLASSIFICATION



POS	NO	CL	NAME	NAT	ENTRY	TIME	ON	LAPS	GAP	DIFF	MPH
1	56	B	Josh WEBSTER	GBR	Fortec Motorsport	1:00.607	16	16			86.48
2	47	B	Felix SERRALLES	USA	Fortec Motorsport	1:01.101	15	16	0.494	0.494	85.78
3	22	B	Howard FULLER	GBR	Hillspeed	1:01.746	16	16	1.139	0.645	84.88
4	43	B	David WAGNER	GBR	Hillspeed	1:02.307	16	16	1.700	0.561	84.12
5	2	B	Mackenzie TAYLOR	GBR	SWB Motorsport	1:02.540	15	17	1.933	0.233	83.81
6	46	B	Roman BEREGECH	RUS	Fortec Motorsport	1:02.740	14	15	2.133	0.200	83.54
7	7	B	Evelin FRANK	CRO	CRS Racing	1:07.186	2	2	6.579	4.446	78.01

Weather / Track : Sunny / Wet

These results are provisional until the conclusion of any judicial and technical matters.

Pembrey

Circuit Length = 1.4560 miles

Start: 09:45 End: 10:10

Clerk of Course :

Timekeeper :



2010 Michelin Formula Renault UK Winter Cup QUALIFYING - BARC & INT LAP ANALYSIS

2	Mackenzie TAYLOR (GBR)		B SWB Motorsport				
1 -	1:06.500	+ 3.960	9:48:02.350	10 -	1:03.097	+ 0.557	10:02:12.901
2 -	1:04.122	+ 1.582	9:49:06.472	11 -	1:03.239	+ 0.699	10:03:16.140
3 -	1:03.810	+ 1.270	9:50:10.282	12 -	1:03.570	+ 1.030	10:04:19.710
4 -	1:03.625	+ 1.085	9:51:13.907	13 -	1:03.421	+ 0.881	10:05:23.131
5 -	5:24.286 P	+ 4:21.746	9:56:38.193	14 -	1:07.437	+ 4.897	10:06:30.568
6 -	1:21.071	+ 18.531	9:57:59.264	15 -	1:02.540		10:07:33.108
7 -	1:03.890	+ 1.350	9:59:03.154	16 -	1:02.781	+ 0.241	10:08:35.889
8 -	1:03.643	+ 1.103	10:00:06.797	17 -	1:02.567	+ 0.027	10:09:38.456
9 -	1:03.007	+ 0.467	10:01:09.804				
7	Evelin FRANK (CRO)		B CRS Racing				
1 -	1:11.719	+ 4.533	9:48:28.419	2 -	1:07.186		9:49:35.605
22	Howard FULLER (GBR)		B Hillspeed				
1 -	1:06.206	+ 4.460	9:48:43.043	9 -	1:02.312	+ 0.566	10:02:17.085
2 -	1:04.397	+ 2.651	9:49:47.440	10 -	1:02.599	+ 0.853	10:03:19.684
3 -	1:03.766	+ 2.020	9:50:51.206	11 -	1:02.599	+ 0.853	10:04:22.283
4 -	6:05.256	+ 5:03.510	9:56:56.462	12 -	1:02.062	+ 0.316	10:05:24.345
5 -	1:04.191	+ 2.445	9:58:00.653	13 -	1:04.035	+ 2.289	10:06:28.380
6 -	1:08.627	+ 6.881	9:59:09.280	14 -	1:02.260	+ 0.514	10:07:30.640
7 -	1:02.886	+ 1.140	10:00:12.166	15 -	1:02.409	+ 0.663	10:08:33.049
8 -	1:02.607	+ 0.861	10:01:14.773	16 -	1:01.746		10:09:34.795
43	David WAGNER (GBR)		B Hillspeed				
1 -	1:06.086	+ 3.779	9:48:57.197	9 -	1:03.696	+ 1.389	10:02:26.216
2 -	1:05.078	+ 2.771	9:50:02.275	10 -	1:03.635	+ 1.328	10:03:29.851
3 -	1:04.916	+ 2.609	9:51:07.191	11 -	1:03.121	+ 0.814	10:04:32.972
4 -	5:57.677	+ 4:55.370	9:57:04.868	12 -	1:02.954	+ 0.647	10:05:35.926
5 -	1:05.256	+ 2.949	9:58:10.124	13 -	1:02.856	+ 0.549	10:06:38.782
6 -	1:04.078	+ 1.771	9:59:14.202	14 -	1:03.081	+ 0.774	10:07:41.863
7 -	1:04.221	+ 1.914	10:00:18.423	15 -	1:02.650	+ 0.343	10:08:44.513
8 -	1:04.097	+ 1.790	10:01:22.520	16 -	1:02.307		10:09:46.820
46	Roman BEREGECH (RUS)		B Fortec Motorsport				
1 -	1:06.355	+ 3.615	9:49:55.771	9 -	1:04.098	+ 1.358	10:03:05.496
2 -	1:04.643	+ 1.903	9:51:00.414	10 -	1:03.599	+ 0.859	10:04:09.095
3 -	5:44.485	+ 4:41.745	9:56:44.899	11 -	1:03.934	+ 1.194	10:05:13.029
4 -	1:03.365	+ 0.625	9:57:48.264	12 -	1:03.166	+ 0.426	10:06:16.195
5 -	1:03.751	+ 1.011	9:58:52.015	13 -	1:03.241	+ 0.501	10:07:19.436
6 -	1:02.859	+ 0.119	9:59:54.874	14 -	1:02.740		10:08:22.176
7 -	1:02.955	+ 0.215	10:00:57.829	15 -	1:02.758	+ 0.018	10:09:24.934
8 -	1:03.569	+ 0.829	10:02:01.398				
47	Felix SERRALLES (USA)		B Fortec Motorsport				
1 -	1:05.387	+ 4.286	9:49:41.436	9 -	1:01.250	+ 0.149	10:02:56.410
2 -	1:04.267	+ 3.166	9:50:45.703	10 -	1:01.743	+ 0.642	10:03:58.153
3 -	5:58.208	+ 4:57.107	9:56:43.911	11 -	1:02.768	+ 1.667	10:05:00.921
4 -	1:03.050	+ 1.949	9:57:46.961	12 -	1:01.945	+ 0.844	10:06:02.866
5 -	1:02.280	+ 1.179	9:58:49.241	13 -	1:01.705	+ 0.604	10:07:04.571
6 -	1:02.316	+ 1.215	9:59:51.557	14 -	1:01.581	+ 0.480	10:08:06.152
7 -	1:01.991	+ 0.890	10:00:53.548	15 -	1:01.101		10:09:07.253
8 -	1:01.612	+ 0.511	10:01:55.160	16 -	1:04.616	+ 3.515	10:10:11.869
56	Josh WEBSTER (GBR)		B Fortec Motorsport				
1 -	1:04.850	+ 4.243	9:49:30.044	9 -	1:01.671	+ 1.064	10:02:55.300
2 -	1:03.653	+ 3.046	9:50:33.697	10 -	1:01.495	+ 0.888	10:03:56.795
3 -	6:08.902	+ 5:08.295	9:56:42.599	11 -	1:01.075	+ 0.468	10:04:57.870
4 -	1:02.859	+ 2.252	9:57:45.458	12 -	1:00.925	+ 0.318	10:05:58.795
5 -	1:02.490	+ 1.883	9:58:47.948	13 -	1:00.819	+ 0.212	10:06:59.614
6 -	1:02.202	+ 1.595	9:59:50.150	14 -	1:01.043	+ 0.436	10:08:00.657
7 -	1:01.875	+ 1.268	10:00:52.025	15 -	1:00.906	+ 0.299	10:09:01.563

Weather / Track : Sunny / Wet

Pembrey
Circuit Length = 1.4560 miles
Start: 09:45 End: 10:10

2010 Michelin Formula Renault UK Winter Cup

QUALIFYING - LAP ANALYSIS

8 -	1:01.604	+ 0.997	10:01:53.629	16 -	1:00.607		10:10:02.170
-----	----------	---------	--------------	------	-----------------	--	---------------------

Weather / Track : Sunny / Wet

Pembrey
Circuit Length = 1.4560 miles
Start: 09:45 End: 10:10

2010 Michelin Formula Renault UK Winter Cup QUALIFYING - UK CLASSIFICATION



POS	NO	CL	NAME	NAT	ENTRY	TIME	ON	LAPS	GAP	DIFF	MPH
1	21		Jack HAWKSWORTH	GBR	Mark Burdett Motorsport	57.916	10	14			90.50
2	36		Alex LYNN	GBR	Fortec Motorsport	57.988	6	9	0.072	0.072	90.39
3	29		Daniil KVIAT	RUS	Koiranen Bros Motorsport	58.284	10	12	0.368	0.296	89.93
4	66		Joni WIMAN	FIN	Fortec Motorsport	58.340	8	8	0.424	0.056	89.84
5	5		Richie STANAWAY	NZL	Atech GP	58.473	9	12	0.557	0.133	89.64
6	41		Luke WRIGHT	GBR	MGR Motorsport	58.523	6	12	0.607	0.050	89.56
7	19		Josh HILL	GBR	Manor Competition	58.535	3	11	0.619	0.012	89.54
8	44		Oliver ROWLAND	GBR	CRS Racing	58.575	8	12	0.659	0.040	89.48
9	1		Ollie MILLROY	GBR	Manor Competition	58.627	4	8	0.711	0.052	89.40
10	28		John BRYANT-MEISNER	SWE	Koiranen Bros Motorsport	58.743	11	13	0.827	0.116	89.22
11	55		Robert FOSTER-JONES	GBR	CRS Racing	58.882	7	10	0.966	0.139	89.01
12	15		Alice POWELL	GBR	Manor Competition	58.898	11	11	0.982	0.016	88.99
13	16		Dan WELLS	GBR	Fortec Motorsport	58.907	9	9	0.991	0.009	88.98
14	4		Matt BELL	GBR	Atech GP	59.073	2	15	1.157	0.166	88.73
15	6		Mitchell GILBERT	AUS	Fortec Motorsport	59.273	6	8	1.357	0.200	88.43
16	42		Jordan KING	GBR	Manor Competition	59.298	6	12	1.382	0.025	88.39
17	27		Antti RAMMO	EST	Koiranen Bros Motorsport	59.637	12	15	1.721	0.339	87.89

Weather / Track : Sunny / Wet

These results are provisional until the conclusion of any judicial and technical matters.

Pembrey

Circuit Length = 1.4560 miles

Start: 10:14 End: 10:36

Clerk of Course :

Timekeeper :



2010 Michelin Formula Renault UK Winter Cup QUALIFYING - UK LAP ANALYSIS

1	Ollie MILLROY (GBR)			Manor Competition			
1 -	1:09.581	+ 10.954	10:27:54.329	5 -	1:00.765	+ 2.138	10:31:57.756
2 -	1:05.357	+ 6.730	10:28:59.686	6 -	58.661	+ 0.034	10:32:56.417
3 -	58.678	+ 0.051	10:29:58.364	7 -	58.932	+ 0.305	10:33:55.349
4 -	58.627		10:30:56.991	8 -	59.407	+ 0.780	10:34:54.756
4	Matt BELL (GBR)			Atech GP			
1 -	1:00.488	+ 1.415	10:21:30.933	9 -	59.546	+ 0.473	10:29:26.488
2 -	59.073		10:22:30.006	10 -	59.447	+ 0.374	10:30:25.935
3 -	59.883	+ 0.810	10:23:29.889	11 -	59.611	+ 0.538	10:31:25.546
4 -	59.502	+ 0.429	10:24:29.391	12 -	1:00.388	+ 1.315	10:32:25.934
5 -	59.535	+ 0.462	10:25:28.926	13 -	1:00.634	+ 1.561	10:33:26.568
6 -	59.415	+ 0.342	10:26:28.341	14 -	59.468	+ 0.395	10:34:26.036
7 -	59.236	+ 0.163	10:27:27.577	15 -	59.368	+ 0.295	10:35:25.404
8 -	59.365	+ 0.292	10:28:26.942				
5	Richie STANAWAY (NZL)			Atech GP			
1 -	59.596	+ 1.123	10:24:28.573	7 -	1:22.429	+ 23.956	10:30:44.523
2 -	58.756	+ 0.283	10:25:27.329	8 -	58.478	+ 0.005	10:31:43.001
3 -	58.634	+ 0.161	10:26:25.963	9 -	58.473		10:32:41.474
4 -	58.600	+ 0.127	10:27:24.563	10 -	58.669	+ 0.196	10:33:40.143
5 -	58.508	+ 0.035	10:28:23.071	11 -	1:05.296	+ 6.823	10:34:45.439
6 -	59.023	+ 0.550	10:29:22.094	12 -	58.954	+ 0.481	10:35:44.393
6	Mitchell GILBERT (AUS)			Fortec Motorsport			
1 -	1:01.904	+ 2.631	10:27:45.645	5 -	59.369	+ 0.096	10:31:54.179
2 -	1:07.971	+ 8.698	10:28:53.616	6 -	59.273		10:32:53.452
3 -	59.858	+ 0.585	10:29:53.474	7 -	59.752	+ 0.479	10:33:53.204
4 -	1:01.336	+ 2.063	10:30:54.810	8 -	59.316	+ 0.043	10:34:52.520
15	Alice POWELL (GBR)			Manor Competition			
1 -	1:00.084	+ 1.186	10:24:17.971	7 -	59.295	+ 0.397	10:30:12.694
2 -	59.089	+ 0.191	10:25:17.060	8 -	2:13.768 P	+ 1:14.870	10:32:26.462
3 -	59.175	+ 0.277	10:26:16.235	9 -	1:10.484	+ 11.586	10:33:36.946
4 -	58.977	+ 0.079	10:27:15.212	10 -	59.170	+ 0.272	10:34:36.116
5 -	59.004	+ 0.106	10:28:14.216	11 -	58.898		10:35:35.014
6 -	59.183	+ 0.285	10:29:13.399				
16	Dan WELLS (GBR)			Fortec Motorsport			
1 -	1:01.472	+ 2.565	10:27:20.321	6 -	59.054	+ 0.147	10:32:18.920
2 -	59.550	+ 0.643	10:28:19.871	7 -	1:01.231	+ 2.324	10:33:20.151
3 -	1:00.812	+ 1.905	10:29:20.683	8 -	59.381	+ 0.474	10:34:19.532
4 -	59.642	+ 0.735	10:30:20.325	9 -	58.907		10:35:18.439
5 -	59.541	+ 0.634	10:31:19.866				
19	Josh HILL (GBR)			Manor Competition			
1 -	59.877	+ 1.342	10:25:09.026	7 -	58.781	+ 0.246	10:31:02.486
2 -	58.929	+ 0.394	10:26:07.955	8 -	1:02.577	+ 4.042	10:32:05.063
3 -	58.535		10:27:06.490	9 -	58.862	+ 0.327	10:33:03.925
4 -	59.516	+ 0.981	10:28:06.006	10 -	59.069	+ 0.534	10:34:02.994
5 -	58.961	+ 0.426	10:29:04.967	11 -	59.171	+ 0.636	10:35:02.165
6 -	58.738	+ 0.203	10:30:03.705				
21	Jack HAWKSWORTH (GBR)			Mark Burdett Motorsport			
1 -	1:01.881	+ 3.965	10:17:12.681	8 -	1:08.760	+ 10.844	10:29:24.366
2 -	59.399	+ 1.483	10:18:12.080	9 -	58.110	+ 0.194	10:30:22.476
3 -	59.002	+ 1.086	10:19:11.082	10 -	57.916		10:31:20.392
4 -	58.829	+ 0.913	10:20:09.911	11 -	1:09.793	+ 11.877	10:32:30.185
5 -	1:23.145	+ 25.229	10:21:33.056	12 -	58.684	+ 0.768	10:33:28.869
6 -	5:13.771 P	+ 4:15.855	10:26:46.827	13 -	58.660	+ 0.744	10:34:27.529
7 -	1:28.779	+ 30.863	10:28:15.606	14 -	1:03.745	+ 5.829	10:35:31.274

Weather / Track : Sunny / Wet

Pembrey
Circuit Length = 1.4560 miles
Start: 10:14 End: 10:36

2010 Michelin Formula Renault UK Winter Cup QUALIFYING - LAP ANALYSIS

27	Antti RAMMO (EST)			Koiranen Bros Motorsport			
1 -	1:02.046	+ 2.409	10:17:38.494	9 -	59.976	+ 0.339	10:29:06.900
2 -	1:00.554	+ 0.917	10:18:39.048	10 -	1:00.034	+ 0.397	10:30:06.934
3 -	59.877	+ 0.240	10:19:38.925	11 -	1:00.023	+ 0.386	10:31:06.957
4 -	1:00.233	+ 0.596	10:20:39.158	12 -	59.637		10:32:06.594
5 -	4:19.065 P	+ 3:19.428	10:24:58.223	13 -	59.773	+ 0.136	10:33:06.367
6 -	1:07.505	+ 7.868	10:26:05.728	14 -	59.879	+ 0.242	10:34:06.246
7 -	59.668	+ 0.031	10:27:05.396	15 -	59.890	+ 0.253	10:35:06.136
8 -	1:01.528	+ 1.891	10:28:06.924				
28	John BRYANT-MEISNER (SWE)			Koiranen Bros Motorsport			
1 -	1:01.725	+ 2.982	10:17:35.603	8 -	59.218	+ 0.475	10:29:53.672
2 -	1:00.036	+ 1.293	10:18:35.639	9 -	59.663	+ 0.920	10:30:53.335
3 -	59.234	+ 0.491	10:19:34.873	10 -	58.850	+ 0.107	10:31:52.185
4 -	6:10.165 P	+ 5:11.422	10:25:45.038	11 -	58.743		10:32:50.928
5 -	1:10.278	+ 11.535	10:26:55.316	12 -	58.977	+ 0.234	10:33:49.905
6 -	59.558	+ 0.815	10:27:54.874	13 -	59.810	+ 1.067	10:34:49.715
7 -	59.580	+ 0.837	10:28:54.454				
29	Daniil KVIAT (RUS)			Koiranen Bros Motorsport			
1 -	59.707	+ 1.423	10:17:14.870	7 -	58.434	+ 0.150	10:29:48.487
2 -	59.133	+ 0.849	10:18:14.003	8 -	58.650	+ 0.366	10:30:47.137
3 -	7:28.520 P	+ 6:30.236	10:25:42.523	9 -	1:12.247	+ 13.963	10:31:59.384
4 -	1:08.992	+ 10.708	10:26:51.515	10 -	58.284		10:32:57.668
5 -	59.638	+ 1.354	10:27:51.153	11 -	58.730	+ 0.446	10:33:56.398
6 -	58.900	+ 0.616	10:28:50.053	12 -	59.106	+ 0.822	10:34:55.504
36	Alex LYNN (GBR)			Fortec Motorsport			
1 -	1:05.301	+ 7.313	10:27:44.339	6 -	57.988		10:32:47.287
2 -	1:08.143	+ 10.155	10:28:52.482	7 -	58.270	+ 0.282	10:33:45.557
3 -	58.905	+ 0.917	10:29:51.387	8 -	58.197	+ 0.209	10:34:43.754
4 -	58.324	+ 0.336	10:30:49.711	9 -	58.317	+ 0.329	10:35:42.071
5 -	59.588	+ 1.600	10:31:49.299				
41	Luke WRIGHT (GBR)			MGR Motorsport			
1 -	1:00.777	+ 2.254	10:24:33.646	7 -	58.725	+ 0.202	10:30:27.839
2 -	1:00.239	+ 1.716	10:25:33.885	8 -	58.884	+ 0.361	10:31:26.723
3 -	59.212	+ 0.689	10:26:33.097	9 -	59.463	+ 0.940	10:32:26.186
4 -	58.610	+ 0.087	10:27:31.707	10 -	1:20.735	+ 22.212	10:33:46.921
5 -	58.884	+ 0.361	10:28:30.591	11 -	58.921	+ 0.398	10:34:45.842
6 -	58.523		10:29:29.114	12 -	1:03.208	+ 4.685	10:35:49.050
42	Jordan KING (GBR)			Manor Competition			
1 -	1:01.743	+ 2.445	10:23:51.713	7 -	59.477	+ 0.179	10:30:10.697
2 -	1:01.865	+ 2.567	10:24:53.578	8 -	59.444	+ 0.146	10:31:10.141
3 -	1:00.081	+ 0.783	10:25:53.659	9 -	59.747	+ 0.449	10:32:09.888
4 -	59.556	+ 0.258	10:26:53.215	10 -	1:06.875	+ 7.577	10:33:16.763
5 -	1:18.707	+ 19.409	10:28:11.922	11 -	59.485	+ 0.187	10:34:16.248
6 -	59.298		10:29:11.220	12 -	59.652	+ 0.354	10:35:15.900
44	Oliver ROWLAND (GBR)			CRS Racing			
1 -	1:03.143	+ 4.568	10:24:38.326	7 -	1:00.837	+ 2.262	10:30:34.265
2 -	59.323	+ 0.748	10:25:37.649	8 -	58.575		10:31:32.840
3 -	59.188	+ 0.613	10:26:36.837	9 -	1:00.109	+ 1.534	10:32:32.949
4 -	59.336	+ 0.761	10:27:36.173	10 -	58.692	+ 0.117	10:33:31.641
5 -	58.625	+ 0.050	10:28:34.798	11 -	58.653	+ 0.078	10:34:30.294
6 -	58.630	+ 0.055	10:29:33.428	12 -	58.959	+ 0.384	10:35:29.253
55	Robert FOSTER-JONES (GBR)			CRS Racing			
1 -	1:22.935	+ 24.053	10:24:46.512	6 -	59.029	+ 0.147	10:29:47.575
2 -	1:01.090	+ 2.208	10:25:47.602	7 -	58.882		10:30:46.457
3 -	59.348	+ 0.466	10:26:46.950	8 -	59.090	+ 0.208	10:31:45.547

Weather / Track : Sunny / Wet

Pembrey
Circuit Length = 1.4560 miles
Start: 10:14 End: 10:36

**2010 Michelin Formula Renault UK Winter Cup
 QUALIFYING - LAP ANALYSIS**

4 -	1:01.706	+ 2.824	10:27:48.656	9 -	59.201	+ 0.319	10:32:44.748
5 -	59.890	+ 1.008	10:28:48.546	10 -	1:03.437	+ 4.555	10:33:48.185
66	Joni WIMAN (FIN)		Fortec Motorsport				
1 -	1:05.336	+ 6.996	10:28:00.554	5 -	1:02.178	+ 3.838	10:31:59.820
2 -	59.789	+ 1.449	10:29:00.343	6 -	1:00.961	+ 2.621	10:33:00.781
3 -	58.868	+ 0.528	10:29:59.211	7 -	58.422	+ 0.082	10:33:59.203
4 -	58.431	+ 0.091	10:30:57.642	8 -	58.340		10:34:57.543

Weather / Track : Sunny / Wet

Pembrey
 Circuit Length = 1.4560 miles
 Start: 10:14 End: 10:36

2010 Michelin Formula Renault UK Winter Cup - Round 3



RACE 2 - GRID



ROW 12	1:02.740 46 Roman BEREGECH	1:07.186 7 Evelin FRANK
ROW 11	1:02.307 43 David WAGNER	1:02.540 2 Mackenzie TAYLOR
ROW 10	1:01.101 47 Felix SERRALLES	1:01.746 22 Howard FULLER
ROW 9	59.637 27 Antti RAMMO	1:00.607 56 Josh WEBSTER
ROW 8	59.273 6 Mitchell GILBERT	59.298 42 Jordan KING
ROW 7	58.907 16 Dan WELLS	59.073 4 Matt BELL
ROW 6	58.882 55 Robert FOSTER-JONES	58.898 15 Alice POWELL
ROW 5	58.627 1 Ollie MILLROY	58.743 28 John BRYANT-MEISNER
ROW 4	58.535 19 Josh HILL	58.575 44 Oliver ROWLAND
ROW 3	58.473 5 Richie STANAWAY	58.523 41 Luke WRIGHT
ROW 2	58.284 29 Daniil KVYAT	58.340 66 Joni WIMAN
ROW 1	57.916 21 Jack HAWKSWORTH	57.988 36 Alex LYNN

Pole

Pembrey
Circuit Length = 1.4560 miles

These results are provisional until the conclusion of any judicial and technical matters.

Clerk of Course :	Timekeeper :
-------------------	--------------

Printed - 11.07 Saturday, 13 November 2010



2010 Michelin Formula Renault UK Winter Cup - Round 4



RACE 4 - GRID



ROW 12	1:02.758	46 Roman BEREGECH	1:11.719	7 Evelin FRANK
ROW 11	1:02.567	2 Mackenzie TAYLOR	1:02.650	43 David WAGNER
ROW 10	1:01.250	47 Felix SERRALLES	1:02.062	22 Howard FULLER
ROW 9	59.668	27 Antti RAMMO	1:00.819	56 Josh WEBSTER
ROW 8	59.316	6 Mitchell GILBERT	59.444	42 Jordan KING
ROW 7	59.054	16 Dan WELLS	59.236	4 Matt BELL
ROW 6	58.977	15 Alice POWELL	59.029	55 Robert FOSTER-JONES
ROW 5	58.738	19 Josh HILL	58.850	28 John BRYANT-MEISNER
ROW 4	58.625	44 Oliver ROWLAND	58.661	1 Ollie MILLROY
ROW 3	58.478	5 Richie STANAWAY	58.610	41 Luke WRIGHT
ROW 2	58.422	66 Joni WIMAN	58.434	29 Daniil KVIAT
ROW 1	58.110	21 Jack HAWKSWORTH	58.197	36 Alex LYNN

Pole



Pembrey
Circuit Length = 1.4560 miles

These results are provisional until the conclusion of any judicial and technical matters.

Clerk of Course :		Timekeeper :
-------------------	--	--------------

Printed - 11.02 Saturday, 13 November 2010



2010 Michelin Formula Renault UK Winter Cup QUALIFYING - COMBINED CLASSIFICATION



POS	NO	CL	NAME	NAT	ENTRY	FIRST		SECOND		GAP	DIFF
						TIME	LAPS	TIME	LAPS		
1	21		Jack HAWKSWORTH	GBR	Mark Burdett Motorsport	57.916	0	57.916	14		
2	36		Alex LYNN	GBR	Fortec Motorsport	57.988	0	57.988	9	0.072	0.072
3	29		Daniil KVIYAT	RUS	Koiranen Bros Motorsport	58.284	0	58.284	12	0.368	0.296
4	66		Joni WIMAN	FIN	Fortec Motorsport	58.340	0	58.340	8	0.424	0.056
5	5		Richie STANAWAY	NZL	Atech GP	58.473	0	58.473	12	0.557	0.133
6	41		Luke WRIGHT	GBR	MGR Motorsport	58.523	0	58.523	12	0.607	0.050
7	19		Josh HILL	GBR	Manor Competition	58.535	0	58.535	11	0.619	0.012
8	44		Oliver ROWLAND	GBR	CRS Racing	58.575	0	58.575	12	0.659	0.040
9	1		Ollie MILLROY	GBR	Manor Competition	58.627	0	58.627	8	0.711	0.052
10	28		John BRYANT-MEISNER	SWE	Koiranen Bros Motorsport	58.743	0	58.743	13	0.827	0.116
11	55		Robert FOSTER-JONES	GBR	CRS Racing	58.882	0	58.882	10	0.966	0.139
12	15		Alice POWELL	GBR	Manor Competition	58.898	0	58.898	11	0.982	0.016
13	16		Dan WELLS	GBR	Fortec Motorsport	58.907	0	58.907	9	0.991	0.009
14	4		Matt BELL	GBR	Atech GP	59.073	0	59.073	15	1.157	0.166
15	6		Mitchell GILBERT	AUS	Fortec Motorsport	59.273	0	59.273	8	1.357	0.200
16	42		Jordan KING	GBR	Manor Competition	59.298	0	59.298	12	1.382	0.025
17	27		Antti RAMMO	EST	Koiranen Bros Motorsport	59.637	0	59.637	15	1.721	0.339
18	56	B	Josh WEBSTER	GBR	Fortec Motorsport	1:00.607	16		0	2.691	0.970
19	47	B	Felix SERRALLES	USA	Fortec Motorsport	1:01.101	16		0	3.185	0.494
20	22	B	Howard FULLER	GBR	Hillspeed	1:01.746	16		0	3.830	0.645
21	43	B	David WAGNER	GBR	Hillspeed	1:02.307	16		0	4.391	0.561
22	2	B	Mackenzie TAYLOR	GBR	SWB Motorsport	1:02.540	17		0	4.624	0.233
23	46	B	Roman BEREGECH	RUS	Fortec Motorsport	1:02.740	15		0	4.824	0.200
24	7	B	Evelin FRANK	CRO	CRS Racing	1:07.186	2		0	9.270	4.446

Weather / Track : Sunny / Wet

These results are provisional until the conclusion of any judicial and technical matters.

Pembrey

Circuit Length = 1.4560 miles

Start: 10:14 End: 10:36

Clerk of Course :	Timekeeper :
-------------------	--------------



2010 Michelin Formula Renault UK Winter Cup - Round 3

RACE 2 - CLASSIFICATION



POS	NO	CL	NAME	NAT	ENTRY	LAPS	TIME	GAP	DIFF	MPH	BEST	ON
1	66		Joni WIMAN	FIN	Fortec Motorsport	10	10:42.504			81.58	53.098	7
2	29		Daniil KVIYAT	RUS	Koiranen Bros Motorsport	10	10:43.261	0.757	0.757	81.48	53.238	6
3	21		Jack HAWKSWORTH	GBR	Mark Burdett Motorsport	10	10:45.992	3.488	2.731	81.14	53.633	8
4	44		Oliver ROWLAND	GBR	CRS Racing	10	10:47.081	4.577	1.089	81.00	53.621	7
5	6		Mitchell GILBERT	AUS	Fortec Motorsport	10	10:49.586	7.082	2.505	80.69	53.814	7
6	42		Jordan KING	GBR	Manor Competition	10	10:50.037	7.533	0.451	80.63	53.754	10
7	19		Josh HILL	GBR	Manor Competition	10	10:50.327	7.823	0.290	80.59	53.700	10
8	28		John BRYANT-MEISNER	SWE	Koiranen Bros Motorsport	10	10:51.573	9.069	1.246	80.44	53.730	9
9	27		Antti RAMMO	EST	Koiranen Bros Motorsport	10	10:54.277	11.773	2.704	80.11	54.053	9
10	15		Alice POWELL	GBR	Manor Competition	10	10:54.628	12.124	0.351	80.06	53.740	8
11	36		Alex LYNN	GBR	Fortec Motorsport	10	10:54.973	12.469	0.345	80.02	53.762	9
12	1		Ollie MILLROY	GBR	Manor Competition	10	10:55.025	12.521	0.052	80.02	53.316	7
13	47	I	Felix SERRALLES	USA	Fortec Motorsport	10	10:59.687	17.183	4.662	79.45	54.710	8
14	4		Matt BELL	GBR	Atech GP	10	11:00.650	18.146	0.963	79.33	54.008	8
15	56	B	Josh WEBSTER	GBR	Fortec Motorsport	10	11:01.656	19.152	1.006	79.21	54.661	8
16	22	B	Howard FULLER	GBR	Hillspeed	10	11:06.088	23.584	4.432	78.69	55.723	8
17	46	B	Roman BEREGECH	RUS	Fortec Motorsport	10	11:06.299	23.795	0.211	78.66	55.158	7
18	2	B	Mackenzie TAYLOR	GBR	SWB Motorsport	10	11:06.896	24.392	0.597	78.59	55.539	9
19	43	B	David WAGNER	GBR	Hillspeed	10	11:07.454	24.950	0.558	78.53	55.309	9
20	7	B	Evelin FRANK	CRO	CRS Racing	10	11:32.012	49.508	24.558	75.74	58.571	10

NOT CLASSIFIED

DNF	41		Luke WRIGHT	GBR	MGR Motorsport	3	3:45.904	7 laps	7 laps	69.60	59.560	2
DNF	16		Dan WELLS	GBR	Fortec Motorsport	3	4:26.064	7 laps	40.160	59.10	1:10.618	3
DNF	5		Richie STANAWAY	NZL	Atech GP	0						

FASTEST LAP

66			Joni WIMAN	FIN	Fortec Motorsport	7	53.098	98.71 mph	158.86 kph
56	B		Josh WEBSTER	GBR	Fortec Motorsport	8	54.661	95.89 mph	154.32 kph
47	I		Felix SERRALLES	USA	Fortec Motorsport	8	54.710	95.80 mph	154.18 kph

Car No. 55 took first start

Weather / Track : Sunny / Drying

These results are provisional until the conclusion of any judicial and technical matters.

Pembrey

Circuit Length = 1.4560 miles

Start: 12:22 End: 12:34

Clerk of Course :

Timekeeper :



2010 Michelin Formula Renault UK Winter Cup - Round 3

RACE 2 - LAP CHART

Lap 1			Lap 2			Lap 3			Lap 4			Lap 5		
No	Behind	Laptime	No	Behind	Laptime	No	Behind	Laptime	No	Behind	Laptime	No	Behind	Laptime
66		1:00.692	66		57.867	66		1:31.315	66		1:28.717	66		1:17.040
29	0.826	1:01.518	29	0.781	57.822	29	0.955	1:31.489	29	0.967	1:28.729	29	1.204	1:17.277
21	1.146	1:01.838	21	1.566	58.287	21	1.345	1:31.094	21	1.553	1:28.925	21	1.565	1:17.052
44	1.511	1:02.203	44	2.547	58.903	44	2.459	1:31.227	44	2.681	1:28.939	44	2.300	1:16.659
6	2.104	1:02.796	6	3.712	59.475	6	2.933	1:30.536	6	3.166	1:28.950	6	3.763	1:17.637
19	2.930	1:03.622	19	4.357	59.294	19	3.865	1:30.823	19	3.867	1:28.719	19	4.246	1:17.419
28	4.000	1:04.692	42	5.467	58.897	42	4.603	1:30.451	42	4.768	1:28.882	42	4.692	1:16.964
42	4.437	1:05.129	28	6.257	1:00.124	28	5.832	1:30.890	28	5.292	1:28.177	28	5.816	1:17.564
27	5.088	1:05.780	27	7.296	1:00.075	27	6.692	1:30.711	27	6.445	1:28.470	27	6.547	1:17.142
47	5.647	1:06.339	47	8.061	1:00.281	47	7.943	1:31.197	47	7.378	1:28.152	47	8.271	1:17.933
15	5.997	1:06.689	15	9.016	1:00.886	15	8.737	1:31.036	15	8.287	1:28.267	15	8.624	1:17.377
36	6.347	1:07.039	36	9.466	1:00.986	36	9.059	1:30.908	36	8.801	1:28.459	36	8.882	1:17.121
56	7.209	1:07.901	56	10.317	1:00.975	56	9.959	1:30.957	56	9.438	1:28.196	56	9.381	1:16.983
22	7.540	1:08.232	22	12.188	1:02.515	22	10.972	1:30.099	22	10.288	1:28.033	22	9.956	1:16.708
1	10.655	1:11.347	1	12.842	1:00.054	1	11.565	1:30.038	1	11.711	1:28.863	1	10.094	1:15.423
2	12.214	1:12.906	2	14.282	59.935	2	12.105	1:29.138	2	12.167	1:28.779	2	11.325	1:16.198
46	12.795	1:13.487	46	15.367	1:00.439	46	12.712	1:28.660	46	12.733	1:28.738	46	11.872	1:16.179
43	14.970	1:15.662	43	17.166	1:00.063	43	13.855	1:28.004	43	13.602	1:28.464	43	12.566	1:16.004
4	15.398	1:16.090	4	17.917	1:00.386	4	14.842	1:28.240	4	14.321	1:28.196	4	12.796	1:15.515
41	19.366	1:20.058	41	21.059	59.560	41	16.030	1:26.286	7	16.469	1:27.016	7	17.886	1:18.457
7	28.793	1:29.485	7	34.013	1:03.087	7	18.170	1:15.472						
16	49.082	1:49.774 P	16	1:16.887	1:25.672 P	16	56.190	1:10.618						

Weather / Track : Sunny / Drying

Pembrey
Circuit Length = 1.4560 miles
Start: 12:22 End: 12:34

2010 Michelin Formula Renault UK Winter Cup - Round 3

RACE 2 - LAP CHART

Lap 6			Lap 7			Lap 8			Lap 9			Lap 10		
No	Behind	Laptime	No	Behind	Laptime	No	Behind	Laptime	No	Behind	Laptime	No	Behind	Laptime
66		53.995	66		53.098	66		53.306	66		53.254	66		53.220
29	0.447	53.238	29	0.634	53.285	29	0.657	53.329	29	0.692	53.289	29	0.757	53.285
21	1.270	53.700	21	1.910	53.738	21	2.237	53.633	21	2.694	53.711	21	3.488	54.014
44	2.443	54.138	44	2.966	53.621	44	3.526	53.866	44	3.946	53.674	44	4.577	53.851
6	3.894	54.126	6	4.610	53.814	6	5.209	53.905	6	5.836	53.881	6	7.082	54.466
19	4.209	53.958	19	4.992	53.881	19	5.467	53.781	42	6.999	54.004	42	7.533	53.754
42	4.587	53.890	42	5.253	53.764	42	6.249	54.302	19	7.343	55.130	19	7.823	53.700
28	5.922	54.101	28	7.408	54.584	28	7.905	53.803	28	8.381	53.730	28	9.069	53.908
27	7.180	54.628	27	8.632	54.550	27	9.591	54.265	27	10.390	54.053	27	11.773	54.603
15	8.755	54.126	15	9.679	54.022	15	10.113	53.740	15	10.876	54.017	15	12.124	54.468
36	9.276	54.389	36	9.988	53.810	36	10.703	54.021	36	11.211	53.762	36	12.469	54.478
1	10.474	54.375	1	10.692	53.316	1	11.019	53.633	1	11.423	53.658	1	12.521	54.318
47	10.885	56.609	47	12.690	54.903	47	14.094	54.710	47	15.576	54.736	47	17.183	54.827
56	11.962	56.576	56	13.939	55.075	56	15.294	54.661	4	17.191	54.535	4	18.146	54.175
22	12.555	56.594	4	15.208	54.739	4	15.910	54.008	56	17.468	55.428	56	19.152	54.904
4	13.567	54.766	22	15.559	56.102	22	17.976	55.723	22	20.969	56.247	22	23.584	55.835
2	13.862	56.532	46	15.944	55.158	46	18.710	56.072	46	21.223	55.767	46	23.795	55.792
46	13.884	56.007	2	16.775	56.011	2	19.294	55.825	2	21.579	55.539	2	24.392	56.033
43	15.202	56.631	43	17.798	55.694	43	19.972	55.480	43	22.027	55.309	43	24.950	56.143
7	24.112	1:00.221	7	31.111	1:00.097	7	38.050	1:00.245	7	44.157	59.361	7	49.508	58.571

Weather / Track : Sunny / Drying

Pembrey
Circuit Length = 1.4560 miles
Start: 12:22 End: 12:34

2010 Michelin Formula Renault UK Winter Cup - Round 3

RACE 2 - LAP ANALYSIS

1	Ollie MILLROY (GBR)		Manor Competition				
1 -	1:11.347	+ 18.031	12:23:38.742	6 -	54.375	+ 1.059	12:29:47.495
2 -	1:00.054	+ 6.738	12:24:38.796	7 -	53.316		12:30:40.811
3 -	1:30.038	+ 36.722	12:26:08.834	8 -	53.633	+ 0.317	12:31:34.444
4 -	1:28.863	+ 35.547	12:27:37.697	9 -	53.658	+ 0.342	12:32:28.102
5 -	1:15.423	+ 22.107	12:28:53.120	10 -	54.318	+ 1.002	12:33:22.420
2	Mackenzie TAYLOR (GBR)		B SWB Motorsport				
1 -	1:12.906	+ 17.367	12:23:40.301	6 -	56.532	+ 0.993	12:29:50.883
2 -	59.935	+ 4.396	12:24:40.236	7 -	56.011	+ 0.472	12:30:46.894
3 -	1:29.138	+ 33.599	12:26:09.374	8 -	55.825	+ 0.286	12:31:42.719
4 -	1:28.779	+ 33.240	12:27:38.153	9 -	55.539		12:32:38.258
5 -	1:16.198	+ 20.659	12:28:54.351	10 -	56.033	+ 0.494	12:33:34.291
4	Matt BELL (GBR)		Atech GP				
1 -	1:16.090	+ 22.082	12:23:43.485	6 -	54.766	+ 0.758	12:29:50.588
2 -	1:00.386	+ 6.378	12:24:43.871	7 -	54.739	+ 0.731	12:30:45.327
3 -	1:28.240	+ 34.232	12:26:12.111	8 -	54.008		12:31:39.335
4 -	1:28.196	+ 34.188	12:27:40.307	9 -	54.535	+ 0.527	12:32:33.870
5 -	1:15.515	+ 21.507	12:28:55.822	10 -	54.175	+ 0.167	12:33:28.045
5	Richie STANAWAY (NZL)		Atech GP				
6	Mitchell GILBERT (AUS)		Fortec Motorsport				
1 -	1:02.796	+ 8.982	12:23:30.191	6 -	54.126	+ 0.312	12:29:40.915
2 -	59.475	+ 5.661	12:24:29.666	7 -	53.814		12:30:34.729
3 -	1:30.536	+ 36.722	12:26:00.202	8 -	53.905	+ 0.091	12:31:28.634
4 -	1:28.950	+ 35.136	12:27:29.152	9 -	53.881	+ 0.067	12:32:22.515
5 -	1:17.637	+ 23.823	12:28:46.789	10 -	54.466	+ 0.652	12:33:16.981
7	Evelin FRANK (CRO)		B CRS Racing				
1 -	1:29.485	+ 30.914	12:23:56.880	6 -	1:00.221	+ 1.650	12:30:01.133
2 -	1:03.087	+ 4.516	12:24:59.967	7 -	1:00.097	+ 1.526	12:31:01.230
3 -	1:15.472	+ 16.901	12:26:15.439	8 -	1:00.245	+ 1.674	12:32:01.475
4 -	1:27.016	+ 28.445	12:27:42.455	9 -	59.361	+ 0.790	12:33:00.836
5 -	1:18.457	+ 19.886	12:29:00.912	10 -	58.571		12:33:59.407
15	Alice POWELL (GBR)		Manor Competition				
1 -	1:06.689	+ 12.949	12:23:34.084	6 -	54.126	+ 0.386	12:29:45.776
2 -	1:00.886	+ 7.146	12:24:34.970	7 -	54.022	+ 0.282	12:30:39.798
3 -	1:31.036	+ 37.296	12:26:06.006	8 -	53.740		12:31:33.538
4 -	1:28.267	+ 34.527	12:27:34.273	9 -	54.017	+ 0.277	12:32:27.555
5 -	1:17.377	+ 23.637	12:28:51.650	10 -	54.468	+ 0.728	12:33:22.023
16	Dan WELLS (GBR)		Fortec Motorsport				
1 -	1:49.774 P	+ 39.156	12:24:17.169	3 -	1:10.618		12:26:53.459
2 -	1:25.672	+ 15.054	12:25:42.841				
19	Josh HILL (GBR)		Manor Competition				
1 -	1:03.622	+ 9.922	12:23:31.017	6 -	53.958	+ 0.258	12:29:41.230
2 -	59.294	+ 5.594	12:24:30.311	7 -	53.881	+ 0.181	12:30:35.111
3 -	1:30.823	+ 37.123	12:26:01.134	8 -	53.781	+ 0.081	12:31:28.892
4 -	1:28.719	+ 35.019	12:27:29.853	9 -	55.130	+ 1.430	12:32:24.022
5 -	1:17.419	+ 23.719	12:28:47.272	10 -	53.700		12:33:17.722
21	Jack HAWKSWORTH (GBR)		Mark Burdett Motorsport				
1 -	1:01.838	+ 8.205	12:23:29.233	6 -	53.700	+ 0.067	12:29:38.291
2 -	58.287	+ 4.654	12:24:27.520	7 -	53.738	+ 0.105	12:30:32.029
3 -	1:31.094	+ 37.461	12:25:58.614	8 -	53.633		12:31:25.662
4 -	1:28.925	+ 35.292	12:27:27.539	9 -	53.711	+ 0.078	12:32:19.373

Weather / Track : Sunny / Drying

Pembrey
Circuit Length = 1.4560 miles
Start: 12:22 End: 12:34

2010 Michelin Formula Renault UK Winter Cup - Round 3

RACE 2 - LAP ANALYSIS

5 -	1:17.052	+ 23.419	12:28:44.591	10 -	54.014	+ 0.381	12:33:13.387
22	Howard FULLER (GBR)		B Hillspeed				
1 -	1:08.232	+ 12.509	12:23:35.627	6 -	56.594	+ 0.871	12:29:49.576
2 -	1:02.515	+ 6.792	12:24:38.142	7 -	56.102	+ 0.379	12:30:45.678
3 -	1:30.099	+ 34.376	12:26:08.241	8 -	55.723		12:31:41.401
4 -	1:28.033	+ 32.310	12:27:36.274	9 -	56.247	+ 0.524	12:32:37.648
5 -	1:16.708	+ 20.985	12:28:52.982	10 -	55.835	+ 0.112	12:33:33.483
27	Antti RAMMO (EST)		Koiranen Bros Motorsport				
1 -	1:05.780	+ 11.727	12:23:33.175	6 -	54.628	+ 0.575	12:29:44.201
2 -	1:00.075	+ 6.022	12:24:33.250	7 -	54.550	+ 0.497	12:30:38.751
3 -	1:30.711	+ 36.658	12:26:03.961	8 -	54.265	+ 0.212	12:31:33.016
4 -	1:28.470	+ 34.417	12:27:32.431	9 -	54.053		12:32:27.069
5 -	1:17.142	+ 23.089	12:28:49.573	10 -	54.603	+ 0.550	12:33:21.672
28	John BRYANT-MEISNER (SWE)		Koiranen Bros Motorsport				
1 -	1:04.692	+ 10.962	12:23:32.087	6 -	54.101	+ 0.371	12:29:42.943
2 -	1:00.124	+ 6.394	12:24:32.211	7 -	54.584	+ 0.854	12:30:37.527
3 -	1:30.890	+ 37.160	12:26:03.101	8 -	53.803	+ 0.073	12:31:31.330
4 -	1:28.177	+ 34.447	12:27:31.278	9 -	53.730		12:32:25.060
5 -	1:17.564	+ 23.834	12:28:48.842	10 -	53.908	+ 0.178	12:33:18.968
29	Daniil KVIAT (RUS)		Koiranen Bros Motorsport				
1 -	1:01.518	+ 8.280	12:23:28.913	6 -	53.238		12:29:37.468
2 -	57.822	+ 4.584	12:24:26.735	7 -	53.285	+ 0.047	12:30:30.753
3 -	1:31.489	+ 38.251	12:25:58.224	8 -	53.329	+ 0.091	12:31:24.082
4 -	1:28.729	+ 35.491	12:27:26.953	9 -	53.289	+ 0.051	12:32:17.371
5 -	1:17.277	+ 24.039	12:28:44.230	10 -	53.285	+ 0.047	12:33:10.656
36	Alex LYNN (GBR)		Fortec Motorsport				
1 -	1:07.039	+ 13.277	12:23:34.434	6 -	54.389	+ 0.627	12:29:46.297
2 -	1:00.986	+ 7.224	12:24:35.420	7 -	53.810	+ 0.048	12:30:40.107
3 -	1:30.908	+ 37.146	12:26:06.328	8 -	54.021	+ 0.259	12:31:34.128
4 -	1:28.459	+ 34.697	12:27:34.787	9 -	53.762		12:32:27.890
5 -	1:17.121	+ 23.359	12:28:51.908	10 -	54.478	+ 0.716	12:33:22.368
41	Luke WRIGHT (GBR)		MGR Motorsport				
1 -	1:20.058	+ 20.498	12:23:47.453	3 -	1:26.286	+ 26.726	12:26:13.299
2 -	59.560		12:24:47.013				
42	Jordan KING (GBR)		Manor Competition				
1 -	1:05.129	+ 11.375	12:23:32.524	6 -	53.890	+ 0.136	12:29:41.608
2 -	58.897	+ 5.143	12:24:31.421	7 -	53.764	+ 0.010	12:30:35.372
3 -	1:30.451	+ 36.697	12:26:01.872	8 -	54.302	+ 0.548	12:31:29.674
4 -	1:28.882	+ 35.128	12:27:30.754	9 -	54.004	+ 0.250	12:32:23.678
5 -	1:16.964	+ 23.210	12:28:47.718	10 -	53.754		12:33:17.432
43	David WAGNER (GBR)		B Hillspeed				
1 -	1:15.662	+ 20.353	12:23:43.057	6 -	56.631	+ 1.322	12:29:52.223
2 -	1:00.063	+ 4.754	12:24:43.120	7 -	55.694	+ 0.385	12:30:47.917
3 -	1:28.004	+ 32.695	12:26:11.124	8 -	55.480	+ 0.171	12:31:43.397
4 -	1:28.464	+ 33.155	12:27:39.588	9 -	55.309		12:32:38.706
5 -	1:16.004	+ 20.695	12:28:55.592	10 -	56.143	+ 0.834	12:33:34.849
44	Oliver ROWLAND (GBR)		CRS Racing				
1 -	1:02.203	+ 8.582	12:23:29.598	6 -	54.138	+ 0.517	12:29:39.464
2 -	58.903	+ 5.282	12:24:28.501	7 -	53.621		12:30:33.085
3 -	1:31.227	+ 37.606	12:25:59.728	8 -	53.866	+ 0.245	12:31:26.951
4 -	1:28.939	+ 35.318	12:27:28.667	9 -	53.674	+ 0.053	12:32:20.625
5 -	1:16.659	+ 23.038	12:28:45.326	10 -	53.851	+ 0.230	12:33:14.476

Weather / Track : Sunny / Drying

Pembrey
Circuit Length = 1.4560 miles
Start: 12:22 End: 12:34

2010 Michelin Formula Renault UK Winter Cup - Round 3

RACE 2 - LAP ANALYSIS

46	Roman BERGECH (RUS)			B Fortec Motorsport			
1 -	1:13.487	+ 18.329	12:23:40.882	6 -	56.007	+ 0.849	12:29:50.905
2 -	1:00.439	+ 5.281	12:24:41.321	7 -	55.158		12:30:46.063
3 -	1:28.660	+ 33.502	12:26:09.981	8 -	56.072	+ 0.914	12:31:42.135
4 -	1:28.738	+ 33.580	12:27:38.719	9 -	55.767	+ 0.609	12:32:37.902
5 -	1:16.179	+ 21.021	12:28:54.898	10 -	55.792	+ 0.634	12:33:33.694
47	Felix SERRALLES (USA)			I Fortec Motorsport			
1 -	1:06.339	+ 11.629	12:23:33.734	6 -	56.609	+ 1.899	12:29:47.906
2 -	1:00.281	+ 5.571	12:24:34.015	7 -	54.903	+ 0.193	12:30:42.809
3 -	1:31.197	+ 36.487	12:26:05.212	8 -	54.710		12:31:37.519
4 -	1:28.152	+ 33.442	12:27:33.364	9 -	54.736	+ 0.026	12:32:32.255
5 -	1:17.933	+ 23.223	12:28:51.297	10 -	54.827	+ 0.117	12:33:27.082
56	Josh WEBSTER (GBR)			B Fortec Motorsport			
1 -	1:07.901	+ 13.240	12:23:35.296	6 -	56.576	+ 1.915	12:29:48.983
2 -	1:00.975	+ 6.314	12:24:36.271	7 -	55.075	+ 0.414	12:30:44.058
3 -	1:30.957	+ 36.296	12:26:07.228	8 -	54.661		12:31:38.719
4 -	1:28.196	+ 33.535	12:27:35.424	9 -	55.428	+ 0.767	12:32:34.147
5 -	1:16.983	+ 22.322	12:28:52.407	10 -	54.904	+ 0.243	12:33:29.051
66	Joni WIMAN (FIN)			Fortec Motorsport			
1 -	1:00.692	+ 7.594	12:23:28.087	6 -	53.995	+ 0.897	12:29:37.021
2 -	57.867	+ 4.769	12:24:25.954	7 -	53.098		12:30:30.119
3 -	1:31.315	+ 38.217	12:25:57.269	8 -	53.306	+ 0.208	12:31:23.425
4 -	1:28.717	+ 35.619	12:27:25.986	9 -	53.254	+ 0.156	12:32:16.679
5 -	1:17.040	+ 23.942	12:28:43.026	10 -	53.220	+ 0.122	12:33:09.899

Weather / Track : Sunny / Drying

Pembrey
Circuit Length = 1.4560 miles
Start: 12:22 End: 12:34

2010 Michelin Formula Renault UK Winter Cup - Round 4 RACE 4 - CLASSIFICATION



POS	NO	CL	NAME	NAT	ENTRY	LAPS	TIME	GAP	DIFF	MPH	BEST	ON
1	36		Alex LYNN	GBR	Fortec Motorsport	20	18:03.381			96.76	53.237	12
2	66		Joni WIMAN	FIN	Fortec Motorsport	20	18:05.579	2.198	2.198	96.56	53.057	6
3	41		Luke WRIGHT	GBR	MGR Motorsport	20	18:06.884	3.503	1.305	96.45	53.562	8
4	29		Daniil KVIYAT	RUS	Koiranen Bros Motorsport	20	18:07.103	3.722	0.219	96.43	53.319	6
5	1		Ollie MILLROY	GBR	Manor Competition	20	18:07.461	4.080	0.358	96.40	53.323	7
6	19		Josh HILL	GBR	Manor Competition	20	18:08.196	4.815	0.735	96.33	53.378	9
7	55		Robert FOSTER-JONES	GBR	CRS Racing	20	18:08.795	5.414	0.599	96.28	53.470	7
8	15		Alice POWELL	GBR	Manor Competition	20	18:17.928	14.547	9.133	95.48	53.703	9
9	5		Richie STANAWAY	NZL	Atech GP	20	18:19.032	15.651	1.104	95.38	53.756	7
10	21		Jack HAWKSWORTH	GBR	Mark Burdett Motorsport	20	18:21.125	17.744	2.093	95.20	53.586	13
11	6		Mitchell GILBERT	AUS	Fortec Motorsport	20	18:22.456	19.075	1.331	95.08	53.780	6
12	44		Oliver ROWLAND	GBR	CRS Racing	20	18:22.684	19.303	0.228	95.06	53.870	7
13	16		Dan WELLS	GBR	Fortec Motorsport	20	18:23.405	20.024	0.721	95.00	53.818	6
14	4		Matt BELL	GBR	Atech GP	20	18:30.266	26.885	6.861	94.42	54.336	18
15	47	I	Felix SERRALLES	USA	Fortec Motorsport	20	18:32.692	29.311	2.426	94.21	54.457	5
16	56	B	Josh WEBSTER	GBR	Fortec Motorsport	20	18:33.375	29.994	0.683	94.15	54.475	7
17	27		Antti RAMMO	EST	Koiranen Bros Motorsport	20	18:37.953	34.572	4.578	93.77	53.948	7
18	43	B	David WAGNER	GBR	Hillspeed	20	18:55.938	52.557	17.985	92.28	55.605	16
19	46	B	Roman BEREGECH	RUS	Fortec Motorsport	20	18:56.625	53.244	0.687	92.23	55.285	16
20	2	B	Mackenzie TAYLOR	GBR	SWB Motorsport	20	18:57.680	54.299	1.055	92.14	55.444	16
21	22	B	Howard FULLER	GBR	Hillspeed	19	18:11.281	1 lap	1 lap	91.25	55.602	6
22	7	B	Evelin FRANK	CRO	CRS Racing	18	18:15.761	2 laps	1 lap	86.10	58.337	5
NOT CLASSIFIED												
DNF	28		John BRYANT-MEISNER	SWE	Koiranen Bros Motorsport	2	1:58.291	18 laps	16 laps	88.62	55.440	2
DNF	42		Jordan KING	GBR	Manor Competition	2	1:59.177	18 laps	0.886	87.96	55.162	2
FASTEST LAP												
66			Joni WIMAN	FIN	Fortec Motorsport	6	53.057			98.79 mph	158.98 kph	
47	I		Felix SERRALLES	USA	Fortec Motorsport	5	54.457			96.25 mph	154.90 kph	
56	B		Josh WEBSTER	GBR	Fortec Motorsport	7	54.475			96.22 mph	154.85 kph	

Weather / Track : Sunny / Dry
These results are provisional until the conclusion of any judicial and technical matters.

Pembrey
Circuit Length = 1.4560 miles
Start: 14:12 End: 14:31

Clerk of Course :	Timekeeper :
-------------------	--------------



2010 Michelin Formula Renault UK Winter Cup - Round 4

RACE 4 - LAP CHART

Lap 1			Lap 2			Lap 3			Lap 4			Lap 5		
No	Behind	Laptime	No	Behind	Laptime	No	Behind	Laptime	No	Behind	Laptime	No	Behind	Laptime
21		59.205	21		54.089	21		53.793	21		54.026	21		54.320
36	0.246	59.451	36	0.316	54.159	36	0.785	54.262	36	0.255	53.496	36	0.182	54.247
5	1.020	1:00.225	41	1.634	54.478	41	1.446	53.605	41	1.088	53.668	41	0.819	54.051
41	1.245	1:00.450	5	2.197	55.266	66	2.245	53.774	66	2.959	54.740	66	1.936	53.297
66	1.263	1:00.468	66	2.264	55.090	1	2.408	53.526	1	3.242	54.860	1	2.416	53.494
1	1.716	1:00.921	1	2.675	55.048	29	3.941	54.265	29	3.734	53.819	29	3.035	53.621
29	2.512	1:01.717	29	3.469	55.046	19	4.298	54.271	19	4.150	53.878	19	3.632	53.802
44	2.797	1:02.002	19	3.820	54.834	55	5.211	54.197	55	4.819	53.634	55	4.263	53.764
19	3.075	1:02.280	55	4.807	54.867	5	6.468	58.064	5	6.636	54.194	5	6.489	54.173
28	3.646	1:02.851	28	4.997	55.440	4	7.413	55.590	4	7.850	54.463	4	8.264	54.734
55	4.029	1:03.234	4	5.616	55.363	15	9.031	55.149	15	9.021	54.016	15	8.785	54.084
4	4.342	1:03.547	42	5.883	55.162	6	10.237	54.261	6	10.336	54.125	6	9.903	53.887
42	4.810	1:04.015	15	7.675	55.721	16	10.663	54.432	16	10.717	54.080	16	10.323	53.926
16	5.798	1:05.003	6	9.769	57.382	44	11.322	54.538	44	11.249	53.953	44	10.928	53.999
15	6.043	1:05.248	16	10.024	58.315	27	12.538	56.122	27	12.919	54.407	27	12.925	54.326
6	6.476	1:05.681	27	10.209	57.432	47	13.361	56.290	47	14.218	54.883	47	14.355	54.457
27	6.866	1:06.071	44	10.577	1:01.869	56	13.764	56.435	56	15.068	55.330	56	15.515	54.767
47	7.451	1:06.656	47	10.864	57.502	43	14.744	56.596	43	16.629	55.911	43	18.163	55.854
56	7.951	1:07.156	56	11.122	57.260	2	15.343	55.828	2	17.021	55.704	2	18.596	55.895
43	9.097	1:08.302	43	11.941	56.933	46	15.889	56.652	46	17.631	55.768	46	18.984	55.673
46	10.289	1:09.494	46	13.030	56.830	22	20.294	56.732	22	22.265	55.997	22	24.099	56.154
2	10.677	1:09.882	2	13.308	56.720	7	23.299	59.793	7	28.878	59.605	7	32.895	58.337
7	12.475	1:11.680	7	17.299	58.913									
22	13.456	1:12.661	22	17.355	57.988									

Weather / Track : Sunny / Dry

Pembrey
Circuit Length = 1.4560 miles
Start: 14:12 End: 14:31

2010 Michelin Formula Renault UK Winter Cup - Round 4

RACE 4 - LAP CHART

Lap 6			Lap 7			Lap 8			Lap 9			Lap 10		
No	Behind	Laptime	No	Behind	Laptime	No	Behind	Laptime	No	Behind	Laptime	No	Behind	Laptime
21		53.632	21		53.610	21		53.907	21		54.065	36		53.536
36	0.344	53.794	36	0.283	53.549	36	0.402	54.026	36	0.220	53.883	21	0.832	54.588
41	0.974	53.787	41	0.979	53.615	41	0.634	53.562	41	0.570	54.001	66	0.995	53.790
66	1.361	53.057	66	1.314	53.563	66	1.169	53.762	66	0.961	53.857	41	1.727	54.913
1	2.161	53.377	1	1.874	53.323	1	1.599	53.632	1	1.358	53.824	1	2.451	54.849
29	2.722	53.319	29	2.593	53.481	29	2.155	53.469	29	1.907	53.817	29	2.703	54.552
19	3.574	53.574	19	3.577	53.613	19	3.171	53.501	19	2.484	53.378	19	3.122	54.394
55	4.287	53.656	55	4.147	53.470	55	3.932	53.692	55	3.436	53.569	55	3.443	53.763
5	7.285	54.428	5	7.431	53.756	5	7.766	54.242	5	7.927	54.226	5	8.498	54.327
4	9.076	54.444	4	10.080	54.614	15	11.243	54.867	15	10.881	53.703	15	10.912	53.787
15	9.297	54.144	15	10.283	54.596	4	12.107	55.934	6	13.669	55.219	6	14.130	54.217
6	10.051	53.780	6	10.594	54.153	6	12.515	55.828	44	13.987	55.165	44	14.908	54.677
16	10.509	53.818	16	11.152	54.253	16	12.825	55.580	16	14.127	55.367	16	15.081	54.710
44	11.230	53.934	44	11.490	53.870	44	12.887	55.304	4	14.429	56.387	27	17.187	56.370
27	13.323	54.030	27	13.661	53.948	27	14.129	54.375	27	14.573	54.509	4	18.014	57.341
47	15.392	54.669	47	16.273	54.491	47	16.858	54.492	47	17.498	54.705	47	18.276	54.534
56	16.497	54.614	56	17.362	54.475	56	18.091	54.636	56	18.578	54.552	56	19.368	54.546
43	22.418	57.887	43	24.522	55.714	43	26.770	56.155	43	30.233	57.528	43	32.239	55.762
46	22.815	57.463	46	25.189	55.984	46	26.966	55.684	46	30.815	57.914	46	32.528	55.469
2	22.993	58.029	2	25.903	56.520	2	27.532	55.536	2	31.292	57.825	2	33.083	55.547
22	26.069	55.602	22	28.303	55.844	22	30.068	55.672	22	31.709	55.706	22	33.652	55.699
7	37.648	58.385	7	44.139	1:00.101	7	48.815	58.583	7	53.333	58.583			

Weather / Track : Sunny / Dry

Pembrey
Circuit Length = 1.4560 miles
Start: 14:12 End: 14:31

2010 Michelin Formula Renault UK Winter Cup - Round 4

RACE 4 - LAP CHART

Lap 11			Lap 12			Lap 13			Lap 14			Lap 15		
No	Behind	Laptime	No	Behind	Laptime	No	Behind	Laptime	No	Behind	Laptime	No	Behind	Laptime
36		53.267	36		53.237	36		53.577	36		53.534	36		53.787
66	2.711	54.983	66	2.961	53.487	66	2.948	53.564	66	2.988	53.574	66	2.855	53.654
41	3.811	55.351	41	4.198	53.624	41	4.331	53.710	41	4.394	53.597	41	4.973	54.366
1	4.087	54.903	1	4.565	53.715	1	4.688	53.700	1	5.086	53.932	1	5.131	53.832
29	4.629	55.193	29	5.131	53.739	29	5.206	53.652	29	5.442	53.770	29	5.411	53.756
19	5.011	55.156	19	5.628	53.854	19	5.799	53.748	19	6.245	53.980	19	6.052	53.594
55	5.674	55.498	55	6.103	53.666	55	6.418	53.892	55	6.802	53.918	55	6.839	53.824
7	1 LAP	1:03.479	5	11.318	54.675	5	12.192	54.451	5	13.111	54.453	5	13.545	54.221
5	9.880	54.649	15	12.765	54.176	15	13.358	54.170	15	14.072	54.248	15	14.135	53.850
15	11.826	54.181	21	15.796	54.083	21	15.805	53.586	21	16.035	53.764	21	16.113	53.865
21	14.950	1:07.385	6	16.492	54.131	6	16.872	53.957	6	17.731	54.393	6	17.983	54.039
6	15.598	54.735	44	17.058	54.234	44	17.736	54.255	44	18.170	53.968	44	18.608	54.225
44	16.061	54.420	16	18.001	54.921	16	18.656	54.232	16	19.516	54.394	16	19.669	53.940
16	16.317	54.503	7	1 LAP	1:03.403	27	20.888	54.468	27	21.615	54.261	4	25.309	55.436
27	18.911	54.991	27	19.997	54.323	4	22.508	54.559	4	23.660	54.686	47	26.273	55.555
4	20.236	55.489	4	21.526	54.527	47	23.374	54.621	47	24.505	54.665	56	27.454	55.686
47	20.826	55.817	47	22.330	54.741	56	24.145	54.792	56	25.555	54.944	27	33.153	1:05.325
56	21.204	55.103	56	22.930	54.963	7	1 LAP	1:02.539	7	1 LAP	59.545	7	1 LAP	58.380
43	35.181	56.209	43	37.568	55.624	43	39.627	55.636	43	41.864	55.771	43	44.179	56.102
46	35.768	56.507	46	38.435	55.904	46	41.404	56.546	46	43.536	55.666	46	45.205	55.456
2	36.281	56.465	2	38.639	55.595	2	42.042	56.980	2	44.074	55.566	2	45.904	55.617
22	36.544	56.159	22	40.932	57.625	22	44.284	56.929	22	46.606	55.856	22	49.164	56.345

Weather / Track : Sunny / Dry

Pembrey
Circuit Length = 1.4560 miles
Start: 14:12 End: 14:31

2010 Michelin Formula Renault UK Winter Cup - Round 4

RACE 4 - LAP CHART

Lap 16			Lap 17			Lap 18			Lap 19			Lap 20		
No	Behind	Laptime	No	Behind	Laptime	No	Behind	Laptime	No	Behind	Laptime	No	Behind	Laptime
36		53.705	36		53.667	36		54.108	36		55.090	36		55.006
66	2.908	53.758	66	3.800	54.559	22	1 LAP	56.626	22	1 LAP	56.595	66	2.198	54.530
41	5.258	53.990	41	5.185	53.594	66	3.501	53.809	66	2.674	54.263	41	3.503	54.537
29	5.658	53.952	29	5.565	53.574	41	4.823	53.746	41	3.972	54.239	29	3.722	54.242
1	6.181	54.755	1	6.028	53.514	29	5.266	53.809	29	4.486	54.310	1	4.080	54.273
19	6.711	54.364	19	6.730	53.686	1	6.109	54.189	1	4.813	53.794	19	4.815	54.201
55	7.101	53.967	55	7.471	54.037	19	6.558	53.936	19	5.620	54.152	55	5.414	54.286
5	14.299	54.459	5	15.011	54.379	55	7.263	53.900	55	6.134	53.961	22	1 LAP	1:00.871
15	14.732	54.302	15	15.506	54.441	5	15.445	54.542	7	2 LAPS	1:04.537	7	2 LAPS	59.599
21	16.241	53.833	21	16.598	54.024	15	15.970	54.572	5	15.027	54.672	15	14.547	54.401
6	18.383	54.105	6	19.429	54.713	21	16.498	54.008	15	15.152	54.272	5	15.651	55.630
44	18.874	53.971	44	19.542	54.335	6	19.937	54.616	21	16.742	55.334	21	17.744	56.008
16	19.964	54.000	16	20.173	53.876	44	20.342	54.908	6	19.371	54.524	6	19.075	54.710
4	26.114	54.510	4	27.127	54.680	16	20.816	54.751	44	19.557	54.305	44	19.303	54.752
47	27.472	54.904	47	28.513	54.708	4	27.355	54.336	16	20.194	54.468	16	20.024	54.836
56	28.465	54.716	56	29.669	54.871	47	29.145	54.740	4	26.869	54.604	4	26.885	55.022
27	34.296	54.848	27	35.179	54.550	56	30.285	54.724	47	29.323	55.268	47	29.311	54.994
7	1 LAP	58.604	43	48.670	56.258	27	35.727	54.656	56	30.112	54.917	56	29.994	54.888
43	46.079	55.605	46	50.842	57.724	43	50.520	55.958	27	35.112	54.475	27	34.572	54.466
46	46.785	55.285	2	51.505	57.529	46	52.295	55.561	43	51.598	56.168	43	52.557	55.965
2	47.643	55.444	7	1 LAP	1:01.695	2	53.210	55.813	46	52.869	55.664	46	53.244	55.381
22	51.679	56.220							2	53.713	55.593	2	54.299	55.592

Weather / Track : Sunny / Dry

Pembrey
Circuit Length = 1.4560 miles
Start: 14:12 End: 14:31

2010 Michelin Formula Renault UK Winter Cup - Round 4

RACE 4 - LAP ANALYSIS

1	Ollie MILLROY (GBR)			Manor Competition			
1 -	1:00.921	+ 7.598	14:13:01.495	11 -	54.903	+ 1.580	14:22:02.331
2 -	55.048	+ 1.725	14:13:56.543	12 -	53.715	+ 0.392	14:22:56.046
3 -	53.526	+ 0.203	14:14:50.069	13 -	53.700	+ 0.377	14:23:49.746
4 -	54.860	+ 1.537	14:15:44.929	14 -	53.932	+ 0.609	14:24:43.678
5 -	53.494	+ 0.171	14:16:38.423	15 -	53.832	+ 0.509	14:25:37.510
6 -	53.377	+ 0.054	14:17:31.800	16 -	54.755	+ 1.432	14:26:32.265
7 -	53.323		14:18:25.123	17 -	53.514	+ 0.191	14:27:25.779
8 -	53.632	+ 0.309	14:19:18.755	18 -	54.189	+ 0.866	14:28:19.968
9 -	53.824	+ 0.501	14:20:12.579	19 -	53.794	+ 0.471	14:29:13.762
10 -	54.849	+ 1.526	14:21:07.428	20 -	54.273	+ 0.950	14:30:08.035
2	Mackenzie TAYLOR (GBR)			B SWB Motorsport			
1 -	1:09.882	+ 14.438	14:13:10.456	11 -	56.465	+ 1.021	14:22:34.525
2 -	56.720	+ 1.276	14:14:07.176	12 -	55.595	+ 0.151	14:23:30.120
3 -	55.828	+ 0.384	14:15:03.004	13 -	56.980	+ 1.536	14:24:27.100
4 -	55.704	+ 0.260	14:15:58.708	14 -	55.566	+ 0.122	14:25:22.666
5 -	55.895	+ 0.451	14:16:54.603	15 -	55.617	+ 0.173	14:26:18.283
6 -	58.029	+ 2.585	14:17:52.632	16 -	55.444		14:27:13.727
7 -	56.520	+ 1.076	14:18:49.152	17 -	57.529	+ 2.085	14:28:11.256
8 -	55.536	+ 0.092	14:19:44.688	18 -	55.813	+ 0.369	14:29:07.069
9 -	57.825	+ 2.381	14:20:42.513	19 -	55.593	+ 0.149	14:30:02.662
10 -	55.547	+ 0.103	14:21:38.060	20 -	55.592	+ 0.148	14:30:58.254
4	Matt BELL (GBR)			Atech GP			
1 -	1:03.547	+ 9.211	14:13:04.121	11 -	55.489	+ 1.153	14:22:18.480
2 -	55.363	+ 1.027	14:13:59.484	12 -	54.527	+ 0.191	14:23:13.007
3 -	55.590	+ 1.254	14:14:55.074	13 -	54.559	+ 0.223	14:24:07.566
4 -	54.463	+ 0.127	14:15:49.537	14 -	54.686	+ 0.350	14:25:02.252
5 -	54.734	+ 0.398	14:16:44.271	15 -	55.436	+ 1.100	14:25:57.688
6 -	54.444	+ 0.108	14:17:38.715	16 -	54.510	+ 0.174	14:26:52.198
7 -	54.614	+ 0.278	14:18:33.329	17 -	54.680	+ 0.344	14:27:46.878
8 -	55.934	+ 1.598	14:19:29.263	18 -	54.336		14:28:41.214
9 -	56.387	+ 2.051	14:20:25.650	19 -	54.604	+ 0.268	14:29:35.818
10 -	57.341	+ 3.005	14:21:22.991	20 -	55.022	+ 0.686	14:30:30.840
5	Richie STANAWAY (NZL)			Atech GP			
1 -	1:00.225	+ 6.469	14:13:00.799	11 -	54.649	+ 0.893	14:22:08.124
2 -	55.266	+ 1.510	14:13:56.065	12 -	54.675	+ 0.919	14:23:02.799
3 -	58.064	+ 4.308	14:14:54.129	13 -	54.451	+ 0.695	14:23:57.250
4 -	54.194	+ 0.438	14:15:48.323	14 -	54.453	+ 0.697	14:24:51.703
5 -	54.173	+ 0.417	14:16:42.496	15 -	54.221	+ 0.465	14:25:45.924
6 -	54.428	+ 0.672	14:17:36.924	16 -	54.459	+ 0.703	14:26:40.383
7 -	53.756		14:18:30.680	17 -	54.379	+ 0.623	14:27:34.762
8 -	54.242	+ 0.486	14:19:24.922	18 -	54.542	+ 0.786	14:28:29.304
9 -	54.226	+ 0.470	14:20:19.148	19 -	54.672	+ 0.916	14:29:23.976
10 -	54.327	+ 0.571	14:21:13.475	20 -	55.630	+ 1.874	14:30:19.606
6	Mitchell GILBERT (AUS)			Fortec Motorsport			
1 -	1:05.681	+ 11.901	14:13:06.255	11 -	54.735	+ 0.955	14:22:13.842
2 -	57.382	+ 3.602	14:14:03.637	12 -	54.131	+ 0.351	14:23:07.973
3 -	54.261	+ 0.481	14:14:57.898	13 -	53.957	+ 0.177	14:24:01.930
4 -	54.125	+ 0.345	14:15:52.023	14 -	54.393	+ 0.613	14:24:56.323
5 -	53.887	+ 0.107	14:16:45.910	15 -	54.039	+ 0.259	14:25:50.362
6 -	53.780		14:17:39.690	16 -	54.105	+ 0.325	14:26:44.467
7 -	54.153	+ 0.373	14:18:33.843	17 -	54.713	+ 0.933	14:27:39.180
8 -	55.828	+ 2.048	14:19:29.671	18 -	54.616	+ 0.836	14:28:33.796
9 -	55.219	+ 1.439	14:20:24.890	19 -	54.524	+ 0.744	14:29:28.320
10 -	54.217	+ 0.437	14:21:19.107	20 -	54.710	+ 0.930	14:30:23.030
7	Evelin FRANK (CRO)			B CRS Racing			
1 -	1:11.680	+ 13.343	14:13:12.254	10 -	1:03.479	+ 5.142	14:22:08.033

Weather / Track : Sunny / Dry

Pembrey
Circuit Length = 1.4560 miles
Start: 14:12 End: 14:31

2010 Michelin Formula Renault UK Winter Cup - Round 4

RACE 4 - LAP ANALYSIS

2 -	58.913	+ 0.576	14:14:11.167	11 -	1:03.403	+ 5.066	14:23:11.436
3 -	59.793	+ 1.456	14:15:10.960	12 -	1:02.539	+ 4.202	14:24:13.975
4 -	59.605	+ 1.268	14:16:10.565	13 -	59.545	+ 1.208	14:25:13.520
5 -	58.337		14:17:08.902	14 -	58.380	+ 0.043	14:26:11.900
6 -	58.385	+ 0.048	14:18:07.287	15 -	58.604	+ 0.267	14:27:10.504
7 -	1:00.101	+ 1.764	14:19:07.388	16 -	1:01.695	+ 3.358	14:28:12.199
8 -	58.583	+ 0.246	14:20:05.971	17 -	1:04.537	+ 6.200	14:29:16.736
9 -	58.583	+ 0.246	14:21:04.554	18 -	59.599	+ 1.262	14:30:16.335
15	Alice POWELL (GBR)			Manor Competition			
1 -	1:05.248	+ 11.545	14:13:05.822	11 -	54.181	+ 0.478	14:22:10.070
2 -	55.721	+ 2.018	14:14:01.543	12 -	54.176	+ 0.473	14:23:04.246
3 -	55.149	+ 1.446	14:14:56.692	13 -	54.170	+ 0.467	14:23:58.416
4 -	54.016	+ 0.313	14:15:50.708	14 -	54.248	+ 0.545	14:24:52.664
5 -	54.084	+ 0.381	14:16:44.792	15 -	53.850	+ 0.147	14:25:46.514
6 -	54.144	+ 0.441	14:17:38.936	16 -	54.302	+ 0.599	14:26:40.816
7 -	54.596	+ 0.893	14:18:33.532	17 -	54.441	+ 0.738	14:27:35.257
8 -	54.867	+ 1.164	14:19:28.399	18 -	54.572	+ 0.869	14:28:29.829
9 -	53.703		14:20:22.102	19 -	54.272	+ 0.569	14:29:24.101
10 -	53.787	+ 0.084	14:21:15.889	20 -	54.401	+ 0.698	14:30:18.502
16	Dan WELLS (GBR)			Fortec Motorsport			
1 -	1:05.003	+ 11.185	14:13:05.577	11 -	54.503	+ 0.685	14:22:14.561
2 -	58.315	+ 4.497	14:14:03.892	12 -	54.921	+ 1.103	14:23:09.482
3 -	54.432	+ 0.614	14:14:58.324	13 -	54.232	+ 0.414	14:24:03.714
4 -	54.080	+ 0.262	14:15:52.404	14 -	54.394	+ 0.576	14:24:58.108
5 -	53.926	+ 0.108	14:16:46.330	15 -	53.940	+ 0.122	14:25:52.048
6 -	53.818		14:17:40.148	16 -	54.000	+ 0.182	14:26:46.048
7 -	54.253	+ 0.435	14:18:34.401	17 -	53.876	+ 0.058	14:27:39.924
8 -	55.580	+ 1.762	14:19:29.981	18 -	54.751	+ 0.933	14:28:34.675
9 -	55.367	+ 1.549	14:20:25.348	19 -	54.468	+ 0.650	14:29:29.143
10 -	54.710	+ 0.892	14:21:20.058	20 -	54.836	+ 1.018	14:30:23.979
19	Josh HILL (GBR)			Manor Competition			
1 -	1:02.280	+ 8.902	14:13:02.854	11 -	55.156	+ 1.778	14:22:03.255
2 -	54.834	+ 1.456	14:13:57.688	12 -	53.854	+ 0.476	14:22:57.109
3 -	54.271	+ 0.893	14:14:51.959	13 -	53.748	+ 0.370	14:23:50.857
4 -	53.878	+ 0.500	14:15:45.837	14 -	53.980	+ 0.602	14:24:44.837
5 -	53.802	+ 0.424	14:16:39.639	15 -	53.594	+ 0.216	14:25:38.431
6 -	53.574	+ 0.196	14:17:33.213	16 -	54.364	+ 0.986	14:26:32.795
7 -	53.613	+ 0.235	14:18:26.826	17 -	53.686	+ 0.308	14:27:26.481
8 -	53.501	+ 0.123	14:19:20.327	18 -	53.936	+ 0.558	14:28:20.417
9 -	53.378		14:20:13.705	19 -	54.152	+ 0.774	14:29:14.569
10 -	54.394	+ 1.016	14:21:08.099	20 -	54.201	+ 0.823	14:30:08.770
21	Jack HAWKSWORTH (GBR)			Mark Burdett Motorsport			
1 -	59.205	+ 5.619	14:12:59.779	11 -	1:07.385	+ 13.799	14:22:13.194
2 -	54.089	+ 0.503	14:13:53.868	12 -	54.083	+ 0.497	14:23:07.277
3 -	53.793	+ 0.207	14:14:47.661	13 -	53.586		14:24:00.863
4 -	54.026	+ 0.440	14:15:41.687	14 -	53.764	+ 0.178	14:24:54.627
5 -	54.320	+ 0.734	14:16:36.007	15 -	53.865	+ 0.279	14:25:48.492
6 -	53.632	+ 0.046	14:17:29.639	16 -	53.833	+ 0.247	14:26:42.325
7 -	53.610	+ 0.024	14:18:23.249	17 -	54.024	+ 0.438	14:27:36.349
8 -	53.907	+ 0.321	14:19:17.156	18 -	54.008	+ 0.422	14:28:30.357
9 -	54.065	+ 0.479	14:20:11.221	19 -	55.334	+ 1.748	14:29:25.691
10 -	54.588	+ 1.002	14:21:05.809	20 -	56.008	+ 2.422	14:30:21.699
22	Howard FULLER (GBR)			B Hillspeed			
1 -	1:12.661	+ 17.059	14:13:13.235	11 -	56.159	+ 0.557	14:22:34.788
2 -	57.988	+ 2.386	14:14:11.223	12 -	57.625	+ 2.023	14:23:32.413
3 -	56.732	+ 1.130	14:15:07.955	13 -	56.929	+ 1.327	14:24:29.342
4 -	55.997	+ 0.395	14:16:03.952	14 -	55.856	+ 0.254	14:25:25.198
5 -	56.154	+ 0.552	14:17:00.106	15 -	56.345	+ 0.743	14:26:21.543

Weather / Track : Sunny / Dry

Pembrey
Circuit Length = 1.4560 miles
Start: 14:12 End: 14:31

2010 Michelin Formula Renault UK Winter Cup - Round 4

RACE 4 - LAP ANALYSIS

6 -	55.602		14:17:55.708	16 -	56.220	+ 0.618	14:27:17.763
7 -	55.844	+ 0.242	14:18:51.552	17 -	56.626	+ 1.024	14:28:14.389
8 -	55.672	+ 0.070	14:19:47.224	18 -	56.595	+ 0.993	14:29:10.984
9 -	55.706	+ 0.104	14:20:42.930	19 -	1:00.871	+ 5.269	14:30:11.855
10 -	55.699	+ 0.097	14:21:38.629				
27	Antti RAMMO (EST)			Koironen Bros Motorsport			
1 -	1:06.071	+ 12.123	14:13:06.645	11 -	54.991	+ 1.043	14:22:17.155
2 -	57.432	+ 3.484	14:14:04.077	12 -	54.323	+ 0.375	14:23:11.478
3 -	56.122	+ 2.174	14:15:00.199	13 -	54.468	+ 0.520	14:24:05.946
4 -	54.407	+ 0.459	14:15:54.606	14 -	54.261	+ 0.313	14:25:00.207
5 -	54.326	+ 0.378	14:16:48.932	15 -	1:05.325	+ 11.377	14:26:05.532
6 -	54.030	+ 0.082	14:17:42.962	16 -	54.848	+ 0.900	14:27:00.380
7 -	53.948		14:18:36.910	17 -	54.550	+ 0.602	14:27:54.930
8 -	54.375	+ 0.427	14:19:31.285	18 -	54.656	+ 0.708	14:28:49.586
9 -	54.509	+ 0.561	14:20:25.794	19 -	54.475	+ 0.527	14:29:44.061
10 -	56.370	+ 2.422	14:21:22.164	20 -	54.466	+ 0.518	14:30:38.527
28	John BRYANT-MEISNER (SWE)			Koironen Bros Motorsport			
1 -	1:02.851	+ 7.411	14:13:03.425	2 -	55.440		14:13:58.865
29	Daniil KVIAT (RUS)			Koironen Bros Motorsport			
1 -	1:01.717	+ 8.398	14:13:02.291	11 -	55.193	+ 1.874	14:22:02.873
2 -	55.046	+ 1.727	14:13:57.337	12 -	53.739	+ 0.420	14:22:56.612
3 -	54.265	+ 0.946	14:14:51.602	13 -	53.652	+ 0.333	14:23:50.264
4 -	53.819	+ 0.500	14:15:45.421	14 -	53.770	+ 0.451	14:24:44.034
5 -	53.621	+ 0.302	14:16:39.042	15 -	53.756	+ 0.437	14:25:37.790
6 -	53.319		14:17:32.361	16 -	53.952	+ 0.633	14:26:31.742
7 -	53.481	+ 0.162	14:18:25.842	17 -	53.574	+ 0.255	14:27:25.316
8 -	53.469	+ 0.150	14:19:19.311	18 -	53.809	+ 0.490	14:28:19.125
9 -	53.817	+ 0.498	14:20:13.128	19 -	54.310	+ 0.991	14:29:13.435
10 -	54.552	+ 1.233	14:21:07.680	20 -	54.242	+ 0.923	14:30:07.677
36	Alex LYNN (GBR)			Fortec Motorsport			
1 -	59.451	+ 6.214	14:13:00.025	11 -	53.267	+ 0.030	14:21:58.244
2 -	54.159	+ 0.922	14:13:54.184	12 -	53.237		14:22:51.481
3 -	54.262	+ 1.025	14:14:48.446	13 -	53.577	+ 0.340	14:23:45.058
4 -	53.496	+ 0.259	14:15:41.942	14 -	53.534	+ 0.297	14:24:38.592
5 -	54.247	+ 1.010	14:16:36.189	15 -	53.787	+ 0.550	14:25:32.379
6 -	53.794	+ 0.557	14:17:29.983	16 -	53.705	+ 0.468	14:26:26.084
7 -	53.549	+ 0.312	14:18:23.532	17 -	53.667	+ 0.430	14:27:19.751
8 -	54.026	+ 0.789	14:19:17.558	18 -	54.108	+ 0.871	14:28:13.859
9 -	53.883	+ 0.646	14:20:11.441	19 -	55.090	+ 1.853	14:29:08.949
10 -	53.536	+ 0.299	14:21:04.977	20 -	55.006	+ 1.769	14:30:03.955
41	Luke WRIGHT (GBR)			MGR Motorsport			
1 -	1:00.450	+ 6.888	14:13:01.024	11 -	55.351	+ 1.789	14:22:02.055
2 -	54.478	+ 0.916	14:13:55.502	12 -	53.624	+ 0.062	14:22:55.679
3 -	53.605	+ 0.043	14:14:49.107	13 -	53.710	+ 0.148	14:23:49.389
4 -	53.668	+ 0.106	14:15:42.775	14 -	53.597	+ 0.035	14:24:42.986
5 -	54.051	+ 0.489	14:16:36.826	15 -	54.366	+ 0.804	14:25:37.352
6 -	53.787	+ 0.225	14:17:30.613	16 -	53.990	+ 0.428	14:26:31.342
7 -	53.615	+ 0.053	14:18:24.228	17 -	53.594	+ 0.032	14:27:24.936
8 -	53.562		14:19:17.790	18 -	53.746	+ 0.184	14:28:18.682
9 -	54.001	+ 0.439	14:20:11.791	19 -	54.239	+ 0.677	14:29:12.921
10 -	54.913	+ 1.351	14:21:06.704	20 -	54.537	+ 0.975	14:30:07.458
42	Jordan KING (GBR)			Manor Competition			
1 -	1:04.015	+ 8.853	14:13:04.589	2 -	55.162		14:13:59.751
43	David WAGNER (GBR)			B Hillspeed			
1 -	1:08.302	+ 12.697	14:13:08.876	11 -	56.209	+ 0.604	14:22:33.425
2 -	56.933	+ 1.328	14:14:05.809	12 -	55.624	+ 0.019	14:23:29.049

Weather / Track : Sunny / Dry

Pembrey
Circuit Length = 1.4560 miles
Start: 14:12 End: 14:31

2010 Michelin Formula Renault UK Winter Cup - Round 4

RACE 4 - LAP ANALYSIS

3 -	56.596	+ 0.991	14:15:02.405	13 -	55.636	+ 0.031	14:24:24.685
4 -	55.911	+ 0.306	14:15:58.316	14 -	55.771	+ 0.166	14:25:20.456
5 -	55.854	+ 0.249	14:16:54.170	15 -	56.102	+ 0.497	14:26:16.558
6 -	57.887	+ 2.282	14:17:52.057	16 -	55.605		14:27:12.163
7 -	55.714	+ 0.109	14:18:47.771	17 -	56.258	+ 0.653	14:28:08.421
8 -	56.155	+ 0.550	14:19:43.926	18 -	55.958	+ 0.353	14:29:04.379
9 -	57.528	+ 1.923	14:20:41.454	19 -	56.168	+ 0.563	14:30:00.547
10 -	55.762	+ 0.157	14:21:37.216	20 -	55.965	+ 0.360	14:30:56.512
44	Oliver ROWLAND (GBR)			CRS Racing			
1 -	1:02.002	+ 8.132	14:13:02.576	11 -	54.420	+ 0.550	14:22:14.305
2 -	1:01.869	+ 7.999	14:14:04.445	12 -	54.234	+ 0.364	14:23:08.539
3 -	54.538	+ 0.668	14:14:58.983	13 -	54.255	+ 0.385	14:24:02.794
4 -	53.953	+ 0.083	14:15:52.936	14 -	53.968	+ 0.098	14:24:56.762
5 -	53.999	+ 0.129	14:16:46.935	15 -	54.225	+ 0.355	14:25:50.987
6 -	53.934	+ 0.064	14:17:40.869	16 -	53.971	+ 0.101	14:26:44.958
7 -	53.870		14:18:34.739	17 -	54.335	+ 0.465	14:27:39.293
8 -	55.304	+ 1.434	14:19:30.043	18 -	54.908	+ 1.038	14:28:34.201
9 -	55.165	+ 1.295	14:20:25.208	19 -	54.305	+ 0.435	14:29:28.506
10 -	54.677	+ 0.807	14:21:19.885	20 -	54.752	+ 0.882	14:30:23.258
46	Roman BEREGECH (RUS)			B Fortec Motorsport			
1 -	1:09.494	+ 14.209	14:13:10.068	11 -	56.507	+ 1.222	14:22:34.012
2 -	56.830	+ 1.545	14:14:06.898	12 -	55.904	+ 0.619	14:23:29.916
3 -	56.652	+ 1.367	14:15:03.550	13 -	56.546	+ 1.261	14:24:26.462
4 -	55.768	+ 0.483	14:15:59.318	14 -	55.666	+ 0.381	14:25:22.128
5 -	55.673	+ 0.388	14:16:54.991	15 -	55.456	+ 0.171	14:26:17.584
6 -	57.463	+ 2.178	14:17:52.454	16 -	55.285		14:27:12.869
7 -	55.984	+ 0.699	14:18:48.438	17 -	57.724	+ 2.439	14:28:10.593
8 -	55.684	+ 0.399	14:19:44.122	18 -	55.561	+ 0.276	14:29:06.154
9 -	57.914	+ 2.629	14:20:42.036	19 -	55.664	+ 0.379	14:30:01.818
10 -	55.469	+ 0.184	14:21:37.505	20 -	55.381	+ 0.096	14:30:57.199
47	Felix SERRALLES (USA)			I Fortec Motorsport			
1 -	1:06.656	+ 12.199	14:13:07.230	11 -	55.817	+ 1.360	14:22:19.070
2 -	57.502	+ 3.045	14:14:04.732	12 -	54.741	+ 0.284	14:23:13.811
3 -	56.290	+ 1.833	14:15:01.022	13 -	54.621	+ 0.164	14:24:08.432
4 -	54.883	+ 0.426	14:15:55.905	14 -	54.665	+ 0.208	14:25:03.097
5 -	54.457		14:16:50.362	15 -	55.555	+ 1.098	14:25:58.652
6 -	54.669	+ 0.212	14:17:45.031	16 -	54.904	+ 0.447	14:26:53.556
7 -	54.491	+ 0.034	14:18:39.522	17 -	54.708	+ 0.251	14:27:48.264
8 -	54.492	+ 0.035	14:19:34.014	18 -	54.740	+ 0.283	14:28:43.004
9 -	54.705	+ 0.248	14:20:28.719	19 -	55.268	+ 0.811	14:29:38.272
10 -	54.534	+ 0.077	14:21:23.253	20 -	54.994	+ 0.537	14:30:33.266
55	Robert FOSTER-JONES (GBR)			CRS Racing			
1 -	1:03.234	+ 9.764	14:13:03.808	11 -	55.498	+ 2.028	14:22:03.918
2 -	54.867	+ 1.397	14:13:58.675	12 -	53.666	+ 0.196	14:22:57.584
3 -	54.197	+ 0.727	14:14:52.872	13 -	53.892	+ 0.422	14:23:51.476
4 -	53.634	+ 0.164	14:15:46.506	14 -	53.918	+ 0.448	14:24:45.394
5 -	53.764	+ 0.294	14:16:40.270	15 -	53.824	+ 0.354	14:25:39.218
6 -	53.656	+ 0.186	14:17:33.926	16 -	53.967	+ 0.497	14:26:33.185
7 -	53.470		14:18:27.396	17 -	54.037	+ 0.567	14:27:27.222
8 -	53.692	+ 0.222	14:19:21.088	18 -	53.900	+ 0.430	14:28:21.122
9 -	53.569	+ 0.099	14:20:14.657	19 -	53.961	+ 0.491	14:29:15.083
10 -	53.763	+ 0.293	14:21:08.420	20 -	54.286	+ 0.816	14:30:09.369
56	Josh WEBSTER (GBR)			B Fortec Motorsport			
1 -	1:07.156	+ 12.681	14:13:07.730	11 -	55.103	+ 0.628	14:22:19.448
2 -	57.260	+ 2.785	14:14:04.990	12 -	54.963	+ 0.488	14:23:14.411
3 -	56.435	+ 1.960	14:15:01.425	13 -	54.792	+ 0.317	14:24:09.203
4 -	55.330	+ 0.855	14:15:56.755	14 -	54.944	+ 0.469	14:25:04.147
5 -	54.767	+ 0.292	14:16:51.522	15 -	55.686	+ 1.211	14:25:59.833

Weather / Track : Sunny / Dry

Pembrey
Circuit Length = 1.4560 miles
Start: 14:12 End: 14:31

2010 Michelin Formula Renault UK Winter Cup - Round 4

RACE 4 - LAP ANALYSIS

6 -	54.614	+ 0.139	14:17:46.136	16 -	54.716	+ 0.241	14:26:54.549
7 -	54.475		14:18:40.611	17 -	54.871	+ 0.396	14:27:49.420
8 -	54.636	+ 0.161	14:19:35.247	18 -	54.724	+ 0.249	14:28:44.144
9 -	54.552	+ 0.077	14:20:29.799	19 -	54.917	+ 0.442	14:29:39.061
10 -	54.546	+ 0.071	14:21:24.345	20 -	54.888	+ 0.413	14:30:33.949
66	Joni WIMAN (FIN)			Fortec Motorsport			
1 -	1:00.468	+ 7.411	14:13:01.042	11 -	54.983	+ 1.926	14:22:00.955
2 -	55.090	+ 2.033	14:13:56.132	12 -	53.487	+ 0.430	14:22:54.442
3 -	53.774	+ 0.717	14:14:49.906	13 -	53.564	+ 0.507	14:23:48.006
4 -	54.740	+ 1.683	14:15:44.646	14 -	53.574	+ 0.517	14:24:41.580
5 -	53.297	+ 0.240	14:16:37.943	15 -	53.654	+ 0.597	14:25:35.234
6 -	53.057		14:17:31.000	16 -	53.758	+ 0.701	14:26:28.992
7 -	53.563	+ 0.506	14:18:24.563	17 -	54.559	+ 1.502	14:27:23.551
8 -	53.762	+ 0.705	14:19:18.325	18 -	53.809	+ 0.752	14:28:17.360
9 -	53.857	+ 0.800	14:20:12.182	19 -	54.263	+ 1.206	14:29:11.623
10 -	53.790	+ 0.733	14:21:05.972	20 -	54.530	+ 1.473	14:30:06.153

Weather / Track : Sunny / Dry

Pembrey
Circuit Length = 1.4560 miles
Start: 14:12 End: 14:31

2010 Michelin Formula Renault UK Winter Cup QUALIFYING - BARC & INT - CLASSIFICATION



POS	NO	CL	NAME	NAT	ENTRY	TIME	ON	LAPS	GAP	DIFF	MPH
1	56	B	Josh WEBSTER	GBR	Fortec Motorsport	1:00.152	18	18			87.13
2	22	B	Howard FULLER	GBR	Hillspeed	1:00.775	14	18	0.623	0.623	86.24
3	47	I	Felix SERRALLES	USA	Fortec Motorsport	1:00.982	17	17	0.830	0.207	85.95
4	43	B	David WAGNER	GBR	Hillspeed	1:01.465	17	18	1.313	0.483	85.27
5	46	B	Roman BEREGECH	RUS	Fortec Motorsport	1:01.562	17	18	1.410	0.097	85.14
6	7	B	Evelin FRANK	CRO	CRS Racing	1:01.898	13	15	1.746	0.336	84.68
7	2	B	Mackenzie TAYLOR	GBR	SWB Motorsport	1:05.765	2	3	5.613	3.867	79.70

Weather / Track : Cloudy / Wet

These results are provisional until the conclusion of any judicial and technical matters.

Pembrey

Circuit Length = 1.4560 miles

Start: 09:45 End: 10:06

Clerk of Course :

Timekeeper :



2010 Michelin Formula Renault UK Winter Cup QUALIFYING - BARC & INT - LAP ANALYSIS

2	Mackenzie TAYLOR (GBR)			B SWB Motorsport			
1 -	1:06.799	+ 1.034	9:48:08.121	2 -	1:05.765	9:49:13.886	
7	Evelin FRANK (CRO)			B CRS Racing			
1 -	1:42.472	+ 40.574	9:49:24.679	9 -	1:04.318	+ 2.420	9:59:00.590
2 -	1:24.211	+ 22.313	9:50:48.890	10 -	1:04.013	+ 2.115	10:00:04.603
3 -	1:13.625	+ 11.727	9:52:02.515	11 -	1:03.124	+ 1.226	10:01:07.727
4 -	1:09.478	+ 7.580	9:53:11.993	12 -	1:02.129	+ 0.231	10:02:09.856
5 -	1:07.175	+ 5.277	9:54:19.168	13 -	1:01.898		10:03:11.754
6 -	1:05.659	+ 3.761	9:55:24.827	14 -	1:01.961	+ 0.063	10:04:13.715
7 -	1:06.549	+ 4.651	9:56:31.376	15 -	1:02.330	+ 0.432	10:05:16.045
8 -	1:24.896	+ 22.998	9:57:56.272				
22	Howard FULLER (GBR)			B Hillspeed			
1 -	1:09.115	+ 8.340	9:47:32.847	10 -	1:01.786	+ 1.011	9:57:06.696
2 -	1:07.648	+ 6.873	9:48:40.495	11 -	1:01.639	+ 0.864	9:58:08.335
3 -	1:05.374	+ 4.599	9:49:45.869	12 -	1:01.428	+ 0.653	9:59:09.763
4 -	1:04.585	+ 3.810	9:50:50.454	13 -	1:00.939	+ 0.164	10:00:10.702
5 -	1:05.137	+ 4.362	9:51:55.591	14 -	1:00.775		10:01:11.477
6 -	1:02.911	+ 2.136	9:52:58.502	15 -	1:00.903	+ 0.128	10:02:12.380
7 -	1:02.498	+ 1.723	9:54:01.000	16 -	1:01.043	+ 0.268	10:03:13.423
8 -	1:02.095	+ 1.320	9:55:03.095	17 -	1:04.601	+ 3.826	10:04:18.024
9 -	1:01.815	+ 1.040	9:56:04.910	18 -	1:01.022	+ 0.247	10:05:19.046
43	David WAGNER (GBR)			B Hillspeed			
1 -	1:08.814	+ 7.349	9:47:38.099	10 -	1:02.117	+ 0.652	9:57:11.830
2 -	1:06.571	+ 5.106	9:48:44.670	11 -	1:02.006	+ 0.541	9:58:13.836
3 -	1:04.996	+ 3.531	9:49:49.666	12 -	1:01.878	+ 0.413	9:59:15.714
4 -	1:03.817	+ 2.352	9:50:53.483	13 -	1:01.833	+ 0.368	10:00:17.547
5 -	1:05.088	+ 3.623	9:51:58.571	14 -	1:01.693	+ 0.228	10:01:19.240
6 -	1:03.604	+ 2.139	9:53:02.175	15 -	1:01.718	+ 0.253	10:02:20.958
7 -	1:02.645	+ 1.180	9:54:04.820	16 -	1:02.054	+ 0.589	10:03:23.012
8 -	1:02.443	+ 0.978	9:55:07.263	17 -	1:01.465		10:04:24.477
9 -	1:02.450	+ 0.985	9:56:09.713	18 -	1:01.581	+ 0.116	10:05:26.058
46	Roman BEREGECH (RUS)			B Fortec Motorsport			
1 -	1:06.172	+ 4.610	9:47:45.930	10 -	1:02.727	+ 1.165	9:57:22.820
2 -	1:05.665	+ 4.103	9:48:51.595	11 -	1:03.141	+ 1.579	9:58:25.961
3 -	1:04.701	+ 3.139	9:49:56.296	12 -	1:02.952	+ 1.390	9:59:28.913
4 -	1:05.205	+ 3.643	9:51:01.501	13 -	1:03.032	+ 1.470	10:00:31.945
5 -	1:04.135	+ 2.573	9:52:05.636	14 -	1:02.254	+ 0.692	10:01:34.199
6 -	1:04.309	+ 2.747	9:53:09.945	15 -	1:02.439	+ 0.877	10:02:36.638
7 -	1:03.165	+ 1.603	9:54:13.110	16 -	1:02.643	+ 1.081	10:03:39.281
8 -	1:03.828	+ 2.266	9:55:16.938	17 -	1:01.562		10:04:40.843
9 -	1:03.155	+ 1.593	9:56:20.093	18 -	1:02.252	+ 0.690	10:05:43.095
47	Felix SERRALLES (USA)			I Fortec Motorsport			
1 -	1:09.242	+ 8.260	9:48:20.556	10 -	1:02.854	+ 1.872	9:58:17.368
2 -	1:04.500	+ 3.518	9:49:25.056	11 -	1:01.980	+ 0.998	9:59:19.348
3 -	1:02.986	+ 2.004	9:50:28.042	12 -	1:01.645	+ 0.663	10:00:20.993
4 -	1:02.701	+ 1.719	9:51:30.743	13 -	1:01.290	+ 0.308	10:01:22.283
5 -	1:02.522	+ 1.540	9:52:33.265	14 -	1:01.094	+ 0.112	10:02:23.377
6 -	1:02.160	+ 1.178	9:53:35.425	15 -	1:01.663	+ 0.681	10:03:25.040
7 -	1:13.886	+ 12.904	9:54:49.311	16 -	1:04.031	+ 3.049	10:04:29.071
8 -	1:13.304	+ 12.322	9:56:02.615	17 -	1:00.982		10:05:30.053
9 -	1:11.899	+ 10.917	9:57:14.514				
56	Josh WEBSTER (GBR)			B Fortec Motorsport			
1 -	1:05.682	+ 5.530	9:47:41.796	10 -	1:01.968	+ 1.816	9:57:41.991
2 -	1:04.492	+ 4.340	9:48:46.288	11 -	1:01.446	+ 1.294	9:58:43.437
3 -	1:03.833	+ 3.681	9:49:50.121	12 -	1:01.176	+ 1.024	9:59:44.613
4 -	1:18.238	+ 18.086	9:51:08.359	13 -	1:01.070	+ 0.918	10:00:45.683

Weather / Track : Cloudy / Wet

Pembrey
Circuit Length = 1.4560 miles
Start: 09:45 End: 10:06

**2010 Michelin Formula Renault UK Winter Cup
QUALIFYING - BARC & INT - LAP ANALYSIS**

5 -	1:03.503	+ 3.351	9:52:11.862	14 -	1:00.711	+ 0.559	10:01:46.394
6 -	1:02.585	+ 2.433	9:53:14.447	15 -	1:00.587	+ 0.435	10:02:46.981
7 -	1:21.228	+ 21.076	9:54:35.675	16 -	1:00.557	+ 0.405	10:03:47.538
8 -	1:02.509	+ 2.357	9:55:38.184	17 -	1:00.273	+ 0.121	10:04:47.811
9 -	1:01.839	+ 1.687	9:56:40.023	18 -	1:00.152		10:05:47.963

Weather / Track : Cloudy / Wet

Pembrey
Circuit Length = 1.4560 miles
Start: 09:45 End: 10:06

2010 Michelin Formula Renault UK Winter Cup QUALIFYING - UK - CLASSIFICATION



POS	NO	CL	NAME	NAT	ENTRY	TIME	ON	LAPS	GAP	DIFF	MPH
1	21		Jack HAWKSWORTH	GBR	Mark Burdett Motorsport	56.997	14	17			91.96
2	5		Richie STANAWAY	NZL	Atech GP	57.037	7	16	0.040	0.040	91.89
3	36		Alex LYNN	GBR	Fortec Motorsport	57.061	14	17	0.064	0.024	91.85
4	19		Josh HILL	GBR	Manor Competition	57.140	14	14	0.143	0.079	91.73
5	1		Ollie MILLROY	GBR	Manor Competition	57.273	5	15	0.276	0.133	91.51
6	29		Daniil KVIYAT	RUS	Koiranen Bros Motorsport	57.282	10	13	0.285	0.009	91.50
7	55		Robert FOSTER-JONES	GBR	CRS Racing	57.292	14	16	0.295	0.010	91.48
8	66		Joni WIMAN	FIN	Fortec Motorsport	57.303	10	17	0.306	0.011	91.47
9	41		Luke WRIGHT	GBR	MGR Motorsport	57.396	7	15	0.399	0.093	91.32
10	15		Alice POWELL	GBR	Manor Competition	57.430	12	14	0.433	0.034	91.26
11	42		Jordan KING	GBR	Manor Competition	57.600	13	17	0.603	0.170	90.99
12	44		Oliver ROWLAND	GBR	CRS Racing	57.612	13	15	0.615	0.012	90.98
13	28		John BRYANT-MEISNER	SWE	Koiranen Bros Motorsport	57.808	6	17	0.811	0.196	90.67
14	16		Dan WELLS	GBR	Fortec Motorsport	57.875	18	18	0.878	0.067	90.56
15	4		Matt BELL	GBR	Atech GP	57.893	9	17	0.896	0.018	90.53
16	6		Mitchell GILBERT	AUS	Fortec Motorsport	58.031	14	18	1.034	0.138	90.32
17	27		Antti RAMMO	EST	Koiranen Bros Motorsport	58.488	15	19	1.491	0.457	89.61

Weather / Track : Cloudy / Wet

These results are provisional until the conclusion of any judicial and technical matters.

Pembrey

Circuit Length = 1.4560 miles

Start: 10:15 End: 10:38

Clerk of Course :

Timekeeper :



2010 Michelin Formula Renault UK Winter Cup QUALIFYING - UK - LAP ANALYSIS

1	Ollie MILLROY (GBR)			Manor Competition			
1 -	1:07.953	+ 10.680	10:17:58.005	9 -	57.397	+ 0.124	10:25:46.870
2 -	58.178	+ 0.905	10:18:56.183	10 -	7:26.251	+ 6:28.978	10:33:13.121
3 -	1:01.984	+ 4.711	10:19:58.167	11 -	57.307	+ 0.034	10:34:10.428
4 -	57.731	+ 0.458	10:20:55.898	12 -	57.287	+ 0.014	10:35:07.715
5 -	57.273		10:21:53.171	13 -	57.526	+ 0.253	10:36:05.241
6 -	1:01.661	+ 4.388	10:22:54.832	14 -	57.674	+ 0.401	10:37:02.915
7 -	57.334	+ 0.061	10:23:52.166	15 -	57.737	+ 0.464	10:38:00.652
8 -	57.307	+ 0.034	10:24:49.473				
4	Matt BELL (GBR)			Atech GP			
1 -	1:01.490	+ 3.597	10:18:00.175	10 -	57.991	+ 0.098	10:26:47.804
2 -	59.905	+ 2.012	10:19:00.080	11 -	2:12.479 P	+ 1:14.586	10:29:00.283
3 -	59.399	+ 1.506	10:19:59.479	12 -	4:22.597	+ 3:24.704	10:33:22.880
4 -	59.030	+ 1.137	10:20:58.509	13 -	58.697	+ 0.804	10:34:21.577
5 -	58.188	+ 0.295	10:21:56.697	14 -	58.370	+ 0.477	10:35:19.947
6 -	58.632	+ 0.739	10:22:55.329	15 -	58.333	+ 0.440	10:36:18.280
7 -	58.520	+ 0.627	10:23:53.849	16 -	58.083	+ 0.190	10:37:16.363
8 -	58.071	+ 0.178	10:24:51.920	17 -	58.190	+ 0.297	10:38:14.553
9 -	57.893		10:25:49.813				
5	Richie STANAWAY (NZL)			Atech GP			
1 -	1:00.518	+ 3.481	10:17:37.336	9 -	2:42.525 P	+ 1:45.488	10:27:07.943
2 -	58.742	+ 1.705	10:18:36.078	10 -	2:07.810	+ 1:10.773	10:29:15.753
3 -	58.487	+ 1.450	10:19:34.565	11 -	4:16.868	+ 3:19.831	10:33:32.621
4 -	57.690	+ 0.653	10:20:32.255	12 -	57.566	+ 0.529	10:34:30.187
5 -	57.541	+ 0.504	10:21:29.796	13 -	57.201	+ 0.164	10:35:27.388
6 -	1:01.396	+ 4.359	10:22:31.192	14 -	57.331	+ 0.294	10:36:24.719
7 -	57.037		10:23:28.229	15 -	1:02.076	+ 5.039	10:37:26.795
8 -	57.189	+ 0.152	10:24:25.418	16 -	57.372	+ 0.335	10:38:24.167
6	Mitchell GILBERT (AUS)			Fortec Motorsport			
1 -	1:03.354	+ 5.323	10:17:47.295	10 -	58.071	+ 0.040	10:26:37.973
2 -	1:01.699	+ 3.668	10:18:48.994	11 -	58.401	+ 0.370	10:27:36.374
3 -	59.486	+ 1.455	10:19:48.480	12 -	58.239	+ 0.208	10:28:34.613
4 -	59.546	+ 1.515	10:20:48.026	13 -	5:06.763	+ 4:08.732	10:33:41.376
5 -	58.859	+ 0.828	10:21:46.885	14 -	58.031		10:34:39.407
6 -	58.213	+ 0.182	10:22:45.098	15 -	58.074	+ 0.043	10:35:37.481
7 -	58.188	+ 0.157	10:23:43.286	16 -	59.613	+ 1.582	10:36:37.094
8 -	58.299	+ 0.268	10:24:41.585	17 -	58.356	+ 0.325	10:37:35.450
9 -	58.317	+ 0.286	10:25:39.902	18 -	58.511	+ 0.480	10:38:33.961
15	Alice POWELL (GBR)			Manor Competition			
1 -	1:01.118	+ 3.688	10:18:12.069	8 -	57.968	+ 0.538	10:28:31.299
2 -	59.164	+ 1.734	10:19:11.233	9 -	3:56.795 P	+ 2:59.365	10:32:28.094
3 -	58.586	+ 1.156	10:20:09.819	10 -	1:28.663	+ 31.233	10:33:56.757
4 -	57.948	+ 0.518	10:21:07.767	11 -	57.475	+ 0.045	10:34:54.232
5 -	1:07.446	+ 10.016	10:22:15.213	12 -	57.430		10:35:51.662
6 -	4:12.030 P	+ 3:14.600	10:26:27.243	13 -	57.754	+ 0.324	10:36:49.416
7 -	1:06.088	+ 8.658	10:27:33.331	14 -	57.996	+ 0.566	10:37:47.412
16	Dan WELLS (GBR)			Fortec Motorsport			
1 -	1:04.369	+ 6.494	10:17:46.973	10 -	58.052	+ 0.177	10:26:43.347
2 -	1:06.481	+ 8.606	10:18:53.454	11 -	57.877	+ 0.002	10:27:41.224
3 -	1:00.316	+ 2.441	10:19:53.770	12 -	58.458	+ 0.583	10:28:39.682
4 -	59.303	+ 1.428	10:20:53.073	13 -	4:54.619	+ 3:56.744	10:33:34.301
5 -	59.108	+ 1.233	10:21:52.181	14 -	58.166	+ 0.291	10:34:32.467
6 -	58.798	+ 0.923	10:22:50.979	15 -	58.126	+ 0.251	10:35:30.593
7 -	58.233	+ 0.358	10:23:49.212	16 -	57.940	+ 0.065	10:36:28.533
8 -	58.026	+ 0.151	10:24:47.238	17 -	59.889	+ 2.014	10:37:28.422
9 -	58.057	+ 0.182	10:25:45.295	18 -	57.875		10:38:26.297

Weather / Track : Cloudy / Wet

Pembrey
Circuit Length = 1.4560 miles
Start: 10:15 End: 10:38

2010 Michelin Formula Renault UK Winter Cup

QUALIFYING - UK - LAP ANALYSIS

19	Josh HILL (GBR)			Manor Competition			
1 -	1:00.777	+ 3.637	10:18:06.920	8 -	57.902	+ 0.762	10:28:48.504
2 -	59.488	+ 2.348	10:19:06.408	9 -	3:52.918 P	+ 2:55.778	10:32:41.422
3 -	1:10.377	+ 13.237	10:20:16.785	10 -	1:19.634	+ 22.494	10:34:01.056
4 -	58.343	+ 1.203	10:21:15.128	11 -	57.711	+ 0.571	10:34:58.767
5 -	57.602	+ 0.462	10:22:12.730	12 -	57.575	+ 0.435	10:35:56.342
6 -	4:07.465 P	+ 3:10.325	10:26:20.195	13 -	57.267	+ 0.127	10:36:53.609
7 -	1:30.407	+ 33.267	10:27:50.602	14 -	57.140		10:37:50.749
21	Jack HAWKSWORTH (GBR)			Mark Burdett Motorsport			
1 -	1:00.657	+ 3.660	10:17:38.915	10 -	57.533	+ 0.536	10:28:19.754
2 -	59.292	+ 2.295	10:18:38.207	11 -	57.573	+ 0.576	10:29:17.327
3 -	59.371	+ 2.374	10:19:37.578	12 -	4:10.893	+ 3:13.896	10:33:28.220
4 -	58.378	+ 1.381	10:20:35.956	13 -	57.722	+ 0.725	10:34:25.942
5 -	58.095	+ 1.098	10:21:34.051	14 -	56.997		10:35:22.939
6 -	58.006	+ 1.009	10:22:32.057	15 -	59.184	+ 2.187	10:36:22.123
7 -	2:44.745 P	+ 1:47.748	10:25:16.802	16 -	59.848	+ 2.851	10:37:21.971
8 -	1:07.304	+ 10.307	10:26:24.106	17 -	57.833	+ 0.836	10:38:19.804
9 -	58.115	+ 1.118	10:27:22.221				
27	Antti RAMMO (EST)			Koiranen Bros Motorsport			
1 -	1:05.165	+ 6.677	10:18:05.140	11 -	59.278	+ 0.790	10:28:02.284
2 -	1:00.807	+ 2.319	10:19:05.947	12 -	59.344	+ 0.856	10:29:01.628
3 -	1:00.787	+ 2.299	10:20:06.734	13 -	3:15.250 P	+ 2:16.762	10:32:16.878
4 -	59.907	+ 1.419	10:21:06.641	14 -	1:21.962	+ 23.474	10:33:38.840
5 -	59.513	+ 1.025	10:22:06.154	15 -	58.488		10:34:37.328
6 -	59.595	+ 1.107	10:23:05.749	16 -	59.007	+ 0.519	10:35:36.335
7 -	59.596	+ 1.108	10:24:05.345	17 -	58.950	+ 0.462	10:36:35.285
8 -	59.096	+ 0.608	10:25:04.441	18 -	58.987	+ 0.499	10:37:34.272
9 -	59.281	+ 0.793	10:26:03.722	19 -	58.817	+ 0.329	10:38:33.089
10 -	59.284	+ 0.796	10:27:03.006				
28	John BRYANT-MEISNER (SWE)			Koiranen Bros Motorsport			
1 -	1:01.528	+ 3.720	10:20:19.219	10 -	58.280	+ 0.472	10:29:03.680
2 -	59.398	+ 1.590	10:21:18.617	11 -	3:17.293 P	+ 2:19.485	10:32:20.973
3 -	58.491	+ 0.683	10:22:17.108	12 -	1:13.834	+ 16.026	10:33:34.807
4 -	58.426	+ 0.618	10:23:15.534	13 -	58.824	+ 1.016	10:34:33.631
5 -	58.109	+ 0.301	10:24:13.643	14 -	58.325	+ 0.517	10:35:31.956
6 -	57.808		10:25:11.451	15 -	58.269	+ 0.461	10:36:30.225
7 -	58.081	+ 0.273	10:26:09.532	16 -	58.665	+ 0.857	10:37:28.890
8 -	57.857	+ 0.049	10:27:07.389	17 -	58.744	+ 0.936	10:38:27.634
9 -	58.011	+ 0.203	10:28:05.400				
29	Daniil KVYAT (RUS)			Koiranen Bros Motorsport			
1 -	59.822	+ 2.540	10:17:25.626	8 -	4:25.379	+ 3:28.097	10:33:18.203
2 -	58.332	+ 1.050	10:18:23.958	9 -	58.208	+ 0.926	10:34:16.411
3 -	6:27.830 P	+ 5:30.548	10:24:51.788	10 -	57.282		10:35:13.693
4 -	1:08.878	+ 11.596	10:26:00.666	11 -	57.668	+ 0.386	10:36:11.361
5 -	57.415	+ 0.133	10:26:58.081	12 -	57.691	+ 0.409	10:37:09.052
6 -	57.401	+ 0.119	10:27:55.482	13 -	57.692	+ 0.410	10:38:06.744
7 -	57.342	+ 0.060	10:28:52.824				
36	Alex LYNN (GBR)			Fortec Motorsport			
1 -	1:05.593	+ 8.532	10:19:24.229	10 -	57.225	+ 0.164	10:28:21.247
2 -	59.034	+ 1.973	10:20:23.263	11 -	57.593	+ 0.532	10:29:18.840
3 -	1:00.956	+ 3.895	10:21:24.219	12 -	4:07.449	+ 3:10.388	10:33:26.289
4 -	1:09.582	+ 12.521	10:22:33.801	13 -	1:02.191	+ 5.130	10:34:28.480
5 -	1:00.553	+ 3.492	10:23:34.354	14 -	57.061		10:35:25.541
6 -	57.895	+ 0.834	10:24:32.249	15 -	57.240	+ 0.179	10:36:22.781
7 -	57.165	+ 0.104	10:25:29.414	16 -	1:02.246	+ 5.185	10:37:25.027
8 -	57.123	+ 0.062	10:26:26.537	17 -	57.891	+ 0.830	10:38:22.918
9 -	57.485	+ 0.424	10:27:24.022				

Weather / Track : Cloudy / Wet

Pembrey
Circuit Length = 1.4560 miles
Start: 10:15 End: 10:38

2010 Michelin Formula Renault UK Winter Cup

QUALIFYING - UK - LAP ANALYSIS

41	Luke WRIGHT (GBR)			MGR Motorsport			
1 -	1:05.228	+ 7.832	10:20:50.061	9 -	1:01.148	+ 3.752	10:28:37.916
2 -	59.745	+ 2.349	10:21:49.806	10 -	4:30.446 P	+ 3:33.050	10:33:08.362
3 -	58.825	+ 1.429	10:22:48.631	11 -	1:15.464	+ 18.068	10:34:23.826
4 -	57.813	+ 0.417	10:23:46.444	12 -	57.595	+ 0.199	10:35:21.421
5 -	57.589	+ 0.193	10:24:44.033	13 -	57.439	+ 0.043	10:36:18.860
6 -	57.488	+ 0.092	10:25:41.521	14 -	1:00.222	+ 2.826	10:37:19.082
7 -	57.396		10:26:38.917	15 -	57.498	+ 0.102	10:38:16.580
8 -	57.851	+ 0.455	10:27:36.768				
42	Jordan KING (GBR)			Manor Competition			
1 -	1:02.012	+ 4.412	10:17:46.250	10 -	57.747	+ 0.147	10:26:31.772
2 -	59.476	+ 1.876	10:18:45.726	11 -	58.511	+ 0.911	10:27:30.283
3 -	59.412	+ 1.812	10:19:45.138	12 -	5:37.282	+ 4:39.682	10:33:07.565
4 -	58.749	+ 1.149	10:20:43.887	13 -	57.600		10:34:05.165
5 -	58.526	+ 0.926	10:21:42.413	14 -	58.326	+ 0.726	10:35:03.491
6 -	57.913	+ 0.313	10:22:40.326	15 -	57.767	+ 0.167	10:36:01.258
7 -	57.860	+ 0.260	10:23:38.186	16 -	57.903	+ 0.303	10:36:59.161
8 -	57.871	+ 0.271	10:24:36.057	17 -	58.194	+ 0.594	10:37:57.355
9 -	57.968	+ 0.368	10:25:34.025				
44	Oliver ROWLAND (GBR)			CRS Racing			
1 -	3:10.357 P	+ 2:12.745	10:20:05.430	9 -	57.730	+ 0.118	10:28:08.476
2 -	1:11.067	+ 13.455	10:21:16.497	10 -	5:17.813 P	+ 4:20.201	10:33:26.289
3 -	1:00.506	+ 2.894	10:22:17.003	11 -	1:18.252	+ 20.640	10:34:44.541
4 -	1:01.074	+ 3.462	10:23:18.077	12 -	58.224	+ 0.612	10:35:42.765
5 -	58.696	+ 1.084	10:24:16.773	13 -	57.612		10:36:40.377
6 -	58.161	+ 0.549	10:25:14.934	14 -	57.746	+ 0.134	10:37:38.123
7 -	57.863	+ 0.251	10:26:12.797	15 -	57.801	+ 0.189	10:38:35.924
8 -	57.949	+ 0.337	10:27:10.746				
55	Robert FOSTER-JONES (GBR)			CRS Racing			
1 -	1:05.045	+ 7.753	10:17:46.258	9 -	57.413	+ 0.121	10:27:53.437
2 -	1:03.426	+ 6.134	10:18:49.684	10 -	1:02.149	+ 4.857	10:28:55.586
3 -	3:00.812 P	+ 2:03.520	10:21:50.496	11 -	4:10.456 P	+ 3:13.164	10:33:06.042
4 -	1:11.774	+ 14.482	10:23:02.270	12 -	1:13.275	+ 15.983	10:34:19.317
5 -	58.727	+ 1.435	10:24:00.997	13 -	57.778	+ 0.486	10:35:17.095
6 -	57.739	+ 0.447	10:24:58.736	14 -	57.292		10:36:14.387
7 -	57.343	+ 0.051	10:25:56.079	15 -	57.391	+ 0.099	10:37:11.778
8 -	59.945	+ 2.653	10:26:56.024	16 -	1:00.525	+ 3.233	10:38:12.303
66	Joni WIMAN (FIN)			Fortec Motorsport			
1 -	1:00.487	+ 3.184	10:19:29.128	10 -	57.303		10:28:11.815
2 -	58.687	+ 1.384	10:20:27.815	11 -	57.742	+ 0.439	10:29:09.557
3 -	58.044	+ 0.741	10:21:25.859	12 -	4:40.254	+ 3:42.951	10:33:49.811
4 -	57.457	+ 0.154	10:22:23.316	13 -	57.627	+ 0.324	10:34:47.438
5 -	57.701	+ 0.398	10:23:21.017	14 -	57.424	+ 0.121	10:35:44.862
6 -	1:00.985	+ 3.682	10:24:22.002	15 -	57.445	+ 0.142	10:36:42.307
7 -	57.535	+ 0.232	10:25:19.537	16 -	57.403	+ 0.100	10:37:39.710
8 -	57.471	+ 0.168	10:26:17.008	17 -	57.757	+ 0.454	10:38:37.467
9 -	57.504	+ 0.201	10:27:14.512				

Weather / Track : Cloudy / Wet

Pembrey
Circuit Length = 1.4560 miles
Start: 10:15 End: 10:38

2010 Michelin Formula Renault UK Winter Cup - Round 5



RACE 2 - GRID



ROW 12	1:01.898 7 Evelin FRANK	1:05.765 2 Mackenzie TAYLOR
ROW 11	1:01.465 43 David WAGNER	1:01.562 46 Roman BEREGECH
ROW 10	1:00.775 22 Howard FULLER	1:00.982 47 Felix SERRALLES
ROW 9	58.488 27 Antti RAMMO	1:00.152 56 Josh WEBSTER
ROW 8	57.893 4 Matt BELL	58.031 6 Mitchell GILBERT
ROW 7	57.808 28 John BRYANT-MEISNER	57.875 16 Dan WELLS
ROW 6	57.600 42 Jordan KING	57.612 44 Oliver ROWLAND
ROW 5	57.396 41 Luke WRIGHT	57.430 15 Alice POWELL
ROW 4	57.292 55 Robert FOSTER-JONES	57.303 66 Joni WIMAN
ROW 3	57.273 1 Ollie MILLROY	57.282 29 Daniil KVIAT
ROW 2	57.061 36 Alex LYNN	57.140 19 Josh HILL
ROW 1	56.997 21 Jack HAWKSWORTH	57.037 5 Richie STANAWAY

Pole



Pembrey
Circuit Length = 1.4560 miles

These results are provisional until the conclusion of any judicial and technical matters.

Clerk of Course :		Timekeeper :
-------------------	--	--------------

Printed - 10.41 Sunday, 14 November 2010



2010 Michelin Formula Renault UK Winter Cup - Round 6



RACE 4 - GRID



ROW 12	1:02.252 46 Roman BEREGECH	1:06.799 2 Mackenzie TAYLOR
ROW 11	1:01.581 43 David WAGNER	1:01.961 7 Evelin FRANK
ROW 10	1:00.903 22 Howard FULLER	1:01.094 47 Felix SERRALLES
ROW 9	58.817 27 Antti RAMMO	1:00.273 56 Josh WEBSTER
ROW 8	57.991 4 Matt BELL	58.071 6 Mitchell GILBERT
ROW 7	57.857 28 John BRYANT-MEISNER	57.877 16 Dan WELLS
ROW 6	57.730 44 Oliver ROWLAND	57.747 42 Jordan KING
ROW 5	57.475 15 Alice POWELL	57.533 21 Jack HAWKSWORTH
ROW 4	57.403 66 Joni WIMAN	57.439 41 Luke WRIGHT
ROW 3	57.342 29 Daniil KVIAT	57.343 55 Robert FOSTER-JONES
ROW 2	57.267 19 Josh HILL	57.287 1 Ollie MILLROY
ROW 1	57.123 36 Alex LYNN	57.189 5 Richie STANAWAY

Pole



Pembrey
Circuit Length = 1.4560 miles

These results are provisional until the conclusion of any judicial and technical matters.

Clerk of Course :	Timekeeper :
-------------------	--------------

Printed - 10.44 Sunday, 14 November 2010



2010 Michelin Formula Renault UK Winter Cup QUALIFYING - COMBINED CLASSIFICATION



POS	NO	CL	NAME	NAT	ENTRY	FIRST		SECOND		GAP	DIFF
						TIME	LAPS	TIME	LAPS		
1	21		Jack HAWKSWORTH	GBR	Mark Burdett Motorsport	56.997	0	56.997	17		
2	5		Richie STANAWAY	NZL	Atech GP	57.037	0	57.037	16	0.040	0.040
3	36		Alex LYNN	GBR	Fortec Motorsport	57.061	0	57.061	17	0.064	0.024
4	19		Josh HILL	GBR	Manor Competition	57.140	0	57.140	14	0.143	0.079
5	1		Ollie MILLROY	GBR	Manor Competition	57.273	0	57.273	15	0.276	0.133
6	29		Daniil KVIYAT	RUS	Koiranen Bros Motorsport	57.282	0	57.282	13	0.285	0.009
7	55		Robert FOSTER-JONES	GBR	CRS Racing	57.292	0	57.292	16	0.295	0.010
8	66		Joni WIMAN	FIN	Fortec Motorsport	57.303	0	57.303	17	0.306	0.011
9	41		Luke WRIGHT	GBR	MGR Motorsport	57.396	0	57.396	15	0.399	0.093
10	15		Alice POWELL	GBR	Manor Competition	57.430	0	57.430	14	0.433	0.034
11	42		Jordan KING	GBR	Manor Competition	57.600	0	57.600	17	0.603	0.170
12	44		Oliver ROWLAND	GBR	CRS Racing	57.612	0	57.612	15	0.615	0.012
13	28		John BRYANT-MEISNER	SWE	Koiranen Bros Motorsport	57.808	0	57.808	17	0.811	0.196
14	16		Dan WELLS	GBR	Fortec Motorsport	57.875	0	57.875	18	0.878	0.067
15	4		Matt BELL	GBR	Atech GP	57.893	0	57.893	17	0.896	0.018
16	6		Mitchell GILBERT	AUS	Fortec Motorsport	58.031	0	58.031	18	1.034	0.138
17	27		Antti RAMMO	EST	Koiranen Bros Motorsport	58.488	0	58.488	19	1.491	0.457
18	56	B	Josh WEBSTER	GBR	Fortec Motorsport	1:00.152	18		0	3.155	1.664
19	22	B	Howard FULLER	GBR	Hillspeed	1:00.775	18		0	3.778	0.623
20	47	I	Felix SERRALLES	USA	Fortec Motorsport	1:00.982	17		0	3.985	0.207
21	43	B	David WAGNER	GBR	Hillspeed	1:01.465	18		0	4.468	0.483
22	46	B	Roman BEREGECH	RUS	Fortec Motorsport	1:01.562	18		0	4.565	0.097
23	7	B	Evelin FRANK	CRO	CRS Racing	1:01.898	15		0	4.901	0.336
24	2	B	Mackenzie TAYLOR	GBR	SWB Motorsport	1:05.765	2		0	8.768	3.867

Weather / Track : Cloudy / Wet

These results are provisional until the conclusion of any judicial and technical matters.

Pembrey

Circuit Length = 1.4560 miles

Start: 10:15 End: 10:38

Clerk of Course :

Timekeeper :



2010 Michelin Formula Renault UK Winter Cup - Round 5 RACE 2 - CLASSIFICATION



POS	NO	CL	NAME	NAT	ENTRY	LAPS	TIME	GAP	DIFF	MPH	BEST	ON
1	5		Richie STANAWAY	NZL	Atech GP	20	19:34.999			89.21	57.895	2
2	21		Jack HAWKSWORTH	GBR	Mark Burdett Motorsport	20	19:36.216	1.217	1.217	89.12	57.982	3
3	19		Josh HILL	GBR	Manor Competition	20	19:37.935	2.936	1.719	88.99	57.830	3
4	66		Joni WIMAN	FIN	Fortec Motorsport	20	19:38.225	3.226	0.290	88.97	57.759	7
5	29		Daniil KVIYAT	RUS	Koiranen Bros Motorsport	20	19:47.504	12.505	9.279	88.27	58.354	9
6	36		Alex LYNN	GBR	Fortec Motorsport	20	19:49.334	14.335	1.830	88.14	58.207	11
7	55		Robert FOSTER-JONES	GBR	CRS Racing	20	19:55.905	20.906	6.571	87.65	58.340	5
8	44		Oliver ROWLAND	GBR	CRS Racing	20	19:57.201	22.202	1.296	87.56	58.537	5
9	28		John BRYANT-MEISNER	SWE	Koiranen Bros Motorsport	20	20:01.037	26.038	3.836	87.28	58.503	9
10	41		Luke WRIGHT	GBR	MGR Motorsport	20	20:04.166	29.167	3.129	87.05	58.152	5
11	16		Dan WELLS	GBR	Fortec Motorsport	20	20:09.489	34.490	5.323	86.67	58.281	9
12	6		Mitchell GILBERT	AUS	Fortec Motorsport	20	20:14.740	39.741	5.251	86.29	58.472	5
13	56	B	Josh WEBSTER	GBR	Fortec Motorsport	19	19:35.826	1 lap	1 lap	84.69	1:00.242	16
14	47	I	Felix SERRALLES	USA	Fortec Motorsport	19	19:37.666	1 lap	1.840	84.56	1:00.441	16
15	2	B	Mackenzie TAYLOR	GBR	SWB Motorsport	19	20:04.933	1 lap	27.267	82.65	1:02.114	12
16	22	B	Howard FULLER	GBR	Hillspeed	19	20:06.971	1 lap	2.038	82.51	1:01.266	19
17	46	B	Roman BEREGECH	RUS	Fortec Motorsport	19	20:16.161	1 lap	9.190	81.88	1:01.459	11
18	43	B	David WAGNER	GBR	Hillspeed	19	20:17.976	1 lap	1.815	81.76	1:02.009	7
19	42		Jordan KING	GBR	Manor Competition	18	20:11.824	2 laps	1 lap	77.85	58.171	12
20	7	B	Evelin FRANK	CRO	CRS Racing	18	20:20.330	2 laps	8.506	77.31	1:03.160	11

NOT CLASSIFIED

DNF	1		Ollie MILLROY	GBR	Manor Competition	16	15:53.495	4 laps	2 laps	87.95	58.254	10
DNF	27		Antti RAMMO	EST	Koiranen Bros Motorsport	13	13:19.263	7 laps	3 laps	85.25	59.526	7
DNF	4		Matt BELL	GBR	Atech GP	3	3:12.433	17 laps	10 laps	81.71	59.827	3
DNF	15		Alice POWELL	GBR	Manor Competition	1	1:07.657	19 laps	2 laps	77.47		

FASTEST LAP

66			Joni WIMAN	FIN	Fortec Motorsport	7	57.759			90.74 mph	146.04 kph	
56	B		Josh WEBSTER	GBR	Fortec Motorsport	16	1:00.242			87.00 mph	140.02 kph	
47	I		Felix SERRALLES	USA	Fortec Motorsport	16	1:00.441			86.72 mph	139.56 kph	

Weather / Track : Cloudy / Wet

These results are provisional until the conclusion of any judicial and technical matters.

Pembrey

Circuit Length = 1.4560 miles

Start: 11:51 End: 12:12

Clerk of Course :

Timekeeper :



2010 Michelin Formula Renault UK Winter Cup - Round 5

RACE 2 - LAP CHART

Lap 1			Lap 2			Lap 3			Lap 4			Lap 5		
No	Behind	Laptime	No	Behind	Laptime	No	Behind	Laptime	No	Behind	Laptime	No	Behind	Laptime
5		1:03.245	5		57.895	5		58.136	5		58.285	5		58.212
21	1.075	1:04.320	21	1.662	58.482	21	1.508	57.982	21	1.516	58.293	21	1.320	58.016
19	1.302	1:04.547	19	2.200	58.793	19	1.894	57.830	19	2.260	58.651	19	1.991	57.943
66	2.291	1:05.536	66	3.013	58.617	66	3.475	58.598	66	3.643	58.453	66	3.548	58.117
29	3.034	1:06.279	29	3.534	58.395	29	3.969	58.571	29	4.180	58.496	29	4.340	58.372
36	3.550	1:06.795	36	4.455	58.800	36	4.845	58.526	36	4.930	58.370	36	5.648	58.930
1	3.946	1:07.191	1	4.745	58.694	1	4.983	58.374	1	5.112	58.414	1	5.841	58.941
15	4.412	1:07.657	41	6.120	59.251	41	6.791	58.807	41	6.874	58.368	41	6.814	58.152
41	4.764	1:08.009	55	7.544	59.900	55	7.783	58.375	55	7.869	58.371	55	7.997	58.340
55	5.539	1:08.784	42	10.076	1:01.998	6	11.217	58.911	6	11.796	58.864	6	12.056	58.472
16	5.802	1:09.047	6	10.442	1:01.051	42	12.342	1:00.402	44	13.416	58.944	44	13.741	58.537
42	5.973	1:09.218	44	10.701	1:01.918	44	12.757	1:00.192	28	16.559	1:01.039	28	17.052	58.705
44	6.678	1:09.923	4	11.466	1:01.882	4	13.157	59.827	27	17.974	1:01.327	27	19.639	59.877
27	6.935	1:10.180	27	11.910	1:02.870	28	13.805	59.601	56	23.629	1:01.914	56	26.531	1:01.114
6	7.286	1:10.531	28	12.340	1:02.073	27	14.932	1:01.158	47	24.357	1:01.806	47	27.264	1:01.119
4	7.479	1:10.724	56	15.688	1:03.191	56	20.000	1:02.448	2	27.268	1:03.208	16	29.763	59.010
28	8.162	1:11.407	2	16.856	1:03.707	47	20.836	1:01.993	46	28.857	1:04.313	2	31.567	1:02.511
56	10.392	1:13.637	47	16.979	1:03.599	2	22.345	1:03.625	16	28.965	1:00.545	46	33.811	1:03.166
2	11.044	1:14.289	46	17.645	1:03.693	46	22.829	1:03.320	22	29.496	1:03.600	22	34.065	1:02.781
47	11.275	1:14.520	22	20.224	1:05.720	22	24.181	1:02.093	43	31.882	1:04.059	43	36.224	1:02.554
46	11.847	1:15.092	43	20.599	1:05.434	43	26.108	1:03.645	7	35.784	1:05.928	42	40.698	1:00.897
22	12.399	1:15.644	7	21.432	1:05.223	16	26.705	59.199	42	38.013	1:23.956	7	41.582	1:04.010
43	13.060	1:16.305	16	25.642	1:17.735	7	28.141	1:04.845						
7	14.104	1:17.349												

Weather / Track : Cloudy / Wet

Pembrey
Circuit Length = 1.4560 miles
Start: 11:51 End: 12:12

2010 Michelin Formula Renault UK Winter Cup - Round 5

RACE 2 - LAP CHART

Lap 6			Lap 7			Lap 8			Lap 9			Lap 10		
No	Behind	Laptime	No	Behind	Laptime	No	Behind	Laptime	No	Behind	Laptime	No	Behind	Laptime
5		58.082	5		58.388	5		58.178	5		58.118	5		58.407
21	1.402	58.164	21	1.287	58.273	21	1.194	58.085	21	1.539	58.463	21	1.698	58.566
19	1.868	57.959	19	1.790	58.310	19	2.067	58.455	19	2.480	58.531	19	2.366	58.293
66	3.468	58.002	66	2.839	57.759	66	2.693	58.032	66	2.917	58.342	66	2.886	58.376
29	5.169	58.911	29	6.031	59.250	29	6.559	58.706	29	6.795	58.354	29	6.842	58.454
36	5.779	58.213	36	6.463	59.072	1	7.177	58.792	1	7.455	58.396	1	7.302	58.254
1	6.285	58.526	1	6.563	58.666	36	7.650	59.365	36	8.554	59.022	36	8.555	58.408
41	6.916	58.184	41	7.268	58.740	41	8.093	59.003	41	8.866	58.891	41	9.535	59.076
55	8.603	58.688	55	9.254	59.039	55	9.678	58.602	55	10.203	58.643	55	10.853	59.057
6	12.642	58.668	6	13.202	58.948	6	13.765	58.741	6	14.540	58.893	6	14.832	58.699
44	14.423	58.764	44	15.074	59.039	44	15.459	58.563	44	16.046	58.705	44	16.187	58.548
28	17.506	58.536	7	1 LAP	1:32.164	28	18.777	58.966	28	19.162	58.503	28	19.415	58.660
27	21.295	59.738	28	17.989	58.871	27	24.412	1:00.157	27	26.856	1:00.562	27	28.023	59.574
56	29.437	1:00.988	27	22.433	59.526	7	1 LAP	1:07.813	16	31.781	58.281	16	31.885	58.511
16	30.612	58.931	16	31.416	59.192	16	31.618	58.380	7	1 LAP	1:05.499	56	40.723	1:01.503
47	30.790	1:01.608	56	32.142	1:01.093	56	34.915	1:00.951	56	37.627	1:00.830	7	1 LAP	1:05.441
2	36.115	1:02.630	47	33.747	1:01.345	47	36.570	1:01.001	47	39.132	1:00.680	47	41.329	1:00.604
46	38.745	1:03.016	2	40.037	1:02.310	2	44.072	1:02.213	2	48.274	1:02.320	2	52.175	1:02.308
22	39.171	1:03.188	46	42.633	1:02.276	46	47.272	1:02.817	46	51.122	1:01.968	46	54.566	1:01.851
43	40.530	1:02.388	22	43.180	1:02.397	22	47.505	1:02.503	22	52.082	1:02.695	22	55.295	1:01.620
42	43.732	1:01.116	43	44.151	1:02.009	43	49.165	1:03.192	43	54.207	1:03.160			
			42	45.903	1:00.559	42	49.402	1:01.677						

Weather / Track : Cloudy / Wet

Pembrey
Circuit Length = 1.4560 miles
Start: 11:51 End: 12:12

2010 Michelin Formula Renault UK Winter Cup - Round 5

RACE 2 - LAP CHART

Lap 11			Lap 12			Lap 13			Lap 14			Lap 15		
No	Behind	Laptime	No	Behind	Laptime	No	Behind	Laptime	No	Behind	Laptime	No	Behind	Laptime
5		58.675	5		58.500	5		59.464	5		58.257	5		59.077
43	1 LAP	1:03.033	21	1.713	58.641	21	1.437	59.188	21	1.902	58.722	21	1.592	58.767
21	1.572	58.549	19	2.242	58.731	46	1 LAP	1:02.399	19	2.931	59.115	19	2.532	58.678
19	2.011	58.320	66	3.188	59.066	19	2.073	59.295	66	3.956	59.611	66	3.610	58.731
66	2.622	58.411	43	1 LAP	1:04.953	66	2.602	58.878	2	1 LAP	1:03.331	7	2 LAPS	1:05.768
29	6.762	58.595	29	6.974	58.712	22	1 LAP	1:02.977	46	1 LAP	1:03.053	2	1 LAP	1:02.255
36	8.087	58.207	36	7.903	58.316	29	6.526	59.016	22	1 LAP	1:01.758	46	1 LAP	1:02.279
41	9.844	58.984	41	9.977	58.633	36	7.209	58.770	29	7.115	58.846	29	9.940	1:01.902
55	11.124	58.946	55	12.129	59.505	41	9.637	59.124	36	7.841	58.889	36	10.048	1:01.284
1	12.318	1:03.691	1	12.450	58.632	43	1 LAP	1:05.055	41	10.004	58.624	41	10.342	59.415
6	15.041	58.884	6	15.348	58.807	1	12.311	59.325	1	12.418	58.364	22	1 LAP	1:03.866
44	16.225	58.713	44	16.390	58.665	55	12.958	1:00.293	55	15.190	1:00.489	1	11.708	58.367
28	19.605	58.865	28	19.834	58.729	6	14.780	58.896	6	16.113	59.590	55	15.194	59.081
42	2 LAPS	2:27.060 P	42	2 LAPS	1:05.247 P	44	15.757	58.831	44	16.961	59.461	6	16.056	59.020
27	30.314	1:00.966	27	31.580	59.766	28	19.524	59.154	43	1 LAP	1:05.397	44	16.807	58.923
16	31.713	58.503	16	31.986	58.773	42	2 LAPS	58.704	28	20.214	58.947	28	20.332	59.195
56	42.941	1:00.893	56	45.083	1:00.642	16	32.522	1:00.000	42	2 LAPS	58.171	43	1 LAP	1:03.514
47	43.347	1:00.693	47	45.704	1:00.857	27	35.678	1:03.562	16	33.408	59.143	42	2 LAPS	58.856
7	1 LAP	1:03.394	7	1 LAP	1:03.160	56	46.357	1:00.738	56	51.063	1:02.963	16	32.701	58.370
2	55.739	1:02.239	2	59.353	1:02.114	47	47.417	1:01.177	47	52.044	1:02.884	56	52.678	1:00.692
46	57.350	1:01.459				7	1 LAP	1:04.450				47	53.491	1:00.524
22	58.178	1:01.558												

Weather / Track : Cloudy / Wet

Pembrey
Circuit Length = 1.4560 miles
Start: 11:51 End: 12:12

2010 Michelin Formula Renault UK Winter Cup - Round 5

RACE 2 - LAP CHART

Lap 16			Lap 17			Lap 18			Lap 19			Lap 20		
No	Behind	Laptime	No	Behind	Laptime	No	Behind	Laptime	No	Behind	Laptime	No	Behind	Laptime
5		58.594	5		58.270	5		58.644	5		59.426	5		59.146
21	1.263	58.265	21	1.372	58.379	21	1.482	58.754	47	1 LAP	1:01.069	56	1 LAP	1:00.988
19	2.752	58.814	19	3.164	58.682	19	3.322	58.802	21	1.103	59.047	21	1.217	59.260
66	3.319	58.303	66	3.759	58.710	66	3.778	58.663	19	2.918	59.022	47	1 LAP	1:01.232
7	2 LAPS	1:04.003	29	12.351	59.456	29	12.857	59.150	66	3.309	58.957	19	2.936	59.164
29	11.165	59.819	36	13.226	59.722	36	13.840	59.258	29	12.451	59.020	66	3.226	59.063
36	11.774	1:00.320	2	1 LAP	1:03.116	55	21.268	1:00.711	36	13.764	59.350	29	12.505	59.200
2	1 LAP	1:02.974	7	2 LAPS	1:06.610	2	1 LAP	1:02.965	55	20.977	59.135	36	14.335	59.717
41	13.808	1:02.060	55	19.201	1:01.675	44	22.313	1:00.748	44	22.301	59.414	55	20.906	59.075
1	13.982	1:00.868	46	1 LAP	1:03.280	22	1 LAP	1:02.691	2	1 LAP	1:03.030	44	22.202	59.047
46	1 LAP	1:03.703	6	20.036	1:01.748	46	1 LAP	1:03.688	28	26.137	1:00.391	28	26.038	59.047
22	1 LAP	1:02.164	44	20.209	1:01.216	28	25.172	1:01.624	41	28.025	1:01.340	41	29.167	1:00.288
55	15.796	59.196	22	1 LAP	1:04.031	6	25.769	1:04.377	22	1 LAP	1:04.419	2	1 LAP	1:03.788
6	16.558	59.096	28	22.192	59.623	41	26.111	1:01.280	16	34.454	1:00.201	22	1 LAP	1:01.266
44	17.263	59.050	41	23.475	1:07.937	7	2 LAPS	1:08.576	6	34.752	1:08.409	16	34.490	59.182
28	20.839	59.101	42	2 LAPS	1:00.283	42	2 LAPS	59.708	42	2 LAPS	1:03.484	42	2 LAPS	1:00.846
43	1 LAP	1:02.053	43	1 LAP	1:03.159	16	33.679	59.111	46	1 LAP	1:10.471	6	39.741	1:04.135
42	2 LAPS	59.642	16	33.212	58.594	43	1 LAP	1:02.950	7	2 LAPS	1:09.322	46	1 LAP	1:04.317
16	32.888	58.781	56	56.648	1:00.592	56	58.411	1:00.407	43	1 LAP	1:02.434	43	1 LAP	1:02.682
56	54.326	1:00.242	47	57.582	1:00.514							7	2 LAPS	1:06.775
47	55.338	1:00.441												

Weather / Track : Cloudy / Wet

Pembrey
Circuit Length = 1.4560 miles
Start: 11:51 End: 12:12

2010 Michelin Formula Renault UK Winter Cup - Round 5

RACE 2 - LAP ANALYSIS

1	Ollie MILLROY (GBR)			Manor Competition			
1 -	1:07.191	+ 8.937	11:52:26.768	9 -	58.396	+ 0.142	12:00:15.571
2 -	58.694	+ 0.440	11:53:25.462	10 -	58.254		12:01:13.825
3 -	58.374	+ 0.120	11:54:23.836	11 -	1:03.691	+ 5.437	12:02:17.516
4 -	58.414	+ 0.160	11:55:22.250	12 -	58.632	+ 0.378	12:03:16.148
5 -	58.941	+ 0.687	11:56:21.191	13 -	59.325	+ 1.071	12:04:15.473
6 -	58.526	+ 0.272	11:57:19.717	14 -	58.364	+ 0.110	12:05:13.837
7 -	58.666	+ 0.412	11:58:18.383	15 -	58.367	+ 0.113	12:06:12.204
8 -	58.792	+ 0.538	11:59:17.175	16 -	1:00.868	+ 2.614	12:07:13.072
2	Mackenzie TAYLOR (GBR)			B SWB Motorsport			
1 -	1:14.289	+ 12.175	11:52:33.866	11 -	1:02.239	+ 0.125	12:03:00.937
2 -	1:03.707	+ 1.593	11:53:37.573	12 -	1:02.114		12:04:03.051
3 -	1:03.625	+ 1.511	11:54:41.198	13 -	1:03.331	+ 1.217	12:05:06.382
4 -	1:03.208	+ 1.094	11:55:44.406	14 -	1:02.255	+ 0.141	12:06:08.637
5 -	1:02.511	+ 0.397	11:56:46.917	15 -	1:02.974	+ 0.860	12:07:11.611
6 -	1:02.630	+ 0.516	11:57:49.547	16 -	1:03.116	+ 1.002	12:08:14.727
7 -	1:02.310	+ 0.196	11:58:51.857	17 -	1:02.965	+ 0.851	12:09:17.692
8 -	1:02.213	+ 0.099	11:59:54.070	18 -	1:03.030	+ 0.916	12:10:20.722
9 -	1:02.320	+ 0.206	12:00:56.390	19 -	1:03.788	+ 1.674	12:11:24.510
10 -	1:02.308	+ 0.194	12:01:58.698				
4	Matt BELL (GBR)			Atech GP			
1 -	1:10.724	+ 10.897	11:52:30.301	3 -	59.827		11:54:32.010
2 -	1:01.882	+ 2.055	11:53:32.183				
5	Richie STANAWAY (NZL)			Atech GP			
1 -	1:03.245	+ 5.350	11:52:22.822	11 -	58.675	+ 0.780	12:02:05.198
2 -	57.895		11:53:20.717	12 -	58.500	+ 0.605	12:03:03.698
3 -	58.136	+ 0.241	11:54:18.853	13 -	59.464	+ 1.569	12:04:03.162
4 -	58.285	+ 0.390	11:55:17.138	14 -	58.257	+ 0.362	12:05:01.419
5 -	58.212	+ 0.317	11:56:15.350	15 -	59.077	+ 1.182	12:06:00.496
6 -	58.082	+ 0.187	11:57:13.432	16 -	58.594	+ 0.699	12:06:59.090
7 -	58.388	+ 0.493	11:58:11.820	17 -	58.270	+ 0.375	12:07:57.360
8 -	58.178	+ 0.283	11:59:09.998	18 -	58.644	+ 0.749	12:08:56.004
9 -	58.118	+ 0.223	12:00:08.116	19 -	59.426	+ 1.531	12:09:55.430
10 -	58.407	+ 0.512	12:01:06.523	20 -	59.146	+ 1.251	12:10:54.576
6	Mitchell GILBERT (AUS)			Fortec Motorsport			
1 -	1:10.531	+ 12.059	11:52:30.108	11 -	58.884	+ 0.412	12:02:20.239
2 -	1:01.051	+ 2.579	11:53:31.159	12 -	58.807	+ 0.335	12:03:19.046
3 -	58.911	+ 0.439	11:54:30.070	13 -	58.896	+ 0.424	12:04:17.942
4 -	58.864	+ 0.392	11:55:28.934	14 -	59.590	+ 1.118	12:05:17.532
5 -	58.472		11:56:27.406	15 -	59.020	+ 0.548	12:06:16.552
6 -	58.668	+ 0.196	11:57:26.074	16 -	59.096	+ 0.624	12:07:15.648
7 -	58.948	+ 0.476	11:58:25.022	17 -	1:01.748	+ 3.276	12:08:17.396
8 -	58.741	+ 0.269	11:59:23.763	18 -	1:04.377	+ 5.905	12:09:21.773
9 -	58.893	+ 0.421	12:00:22.656	19 -	1:08.409	+ 9.937	12:10:30.182
10 -	58.699	+ 0.227	12:01:21.355	20 -	1:04.135	+ 5.663	12:11:34.317
7	Evelin FRANK (CRO)			B CRS Racing			
1 -	1:17.349	+ 14.189	11:52:36.926	10 -	1:03.394	+ 0.234	12:02:51.243
2 -	1:05.223	+ 2.063	11:53:42.149	11 -	1:03.160		12:03:54.403
3 -	1:04.845	+ 1.685	11:54:46.994	12 -	1:04.450	+ 1.290	12:04:58.853
4 -	1:05.928	+ 2.768	11:55:52.922	13 -	1:05.768	+ 2.608	12:06:04.621
5 -	1:04.010	+ 0.850	11:56:56.932	14 -	1:04.003	+ 0.843	12:07:08.624
6 -	1:32.164	+ 29.004	11:58:29.096	15 -	1:06.610	+ 3.450	12:08:15.234
7 -	1:07.813	+ 4.653	11:59:36.909	16 -	1:08.576	+ 5.416	12:09:23.810
8 -	1:05.499	+ 2.339	12:00:42.408	17 -	1:09.322	+ 6.162	12:10:33.132
9 -	1:05.441	+ 2.281	12:01:47.849	18 -	1:06.775	+ 3.615	12:11:39.907

Weather / Track : Cloudy / Wet

Pembrey
Circuit Length = 1.4560 miles
Start: 11:51 End: 12:12

2010 Michelin Formula Renault UK Winter Cup - Round 5

RACE 2 - LAP ANALYSIS

15	Alice POWELL (GBR)			Manor Competition			
1 -	1:07.657	- 03:59:47.119	11:52:27.234				
16	Dan WELLS (GBR)			Fortec Motorsport			
1 -	1:09.047	+ 10.766	11:52:28.624	11 -	58.503	+ 0.222	12:02:36.911
2 -	1:17.735	+ 19.454	11:53:46.359	12 -	58.773	+ 0.492	12:03:35.684
3 -	59.199	+ 0.918	11:54:45.558	13 -	1:00.000	+ 1.719	12:04:35.684
4 -	1:00.545	+ 2.264	11:55:46.103	14 -	59.143	+ 0.862	12:05:34.827
5 -	59.010	+ 0.729	11:56:45.113	15 -	58.370	+ 0.089	12:06:33.197
6 -	58.931	+ 0.650	11:57:44.044	16 -	58.781	+ 0.500	12:07:31.978
7 -	59.192	+ 0.911	11:58:43.236	17 -	58.594	+ 0.313	12:08:30.572
8 -	58.380	+ 0.099	11:59:41.616	18 -	59.111	+ 0.830	12:09:29.683
9 -	58.281		12:00:39.897	19 -	1:00.201	+ 1.920	12:10:29.884
10 -	58.511	+ 0.230	12:01:38.408	20 -	59.182	+ 0.901	12:11:29.066
19	Josh HILL (GBR)			Manor Competition			
1 -	1:04.547	+ 6.717	11:52:24.124	11 -	58.320	+ 0.490	12:02:07.209
2 -	58.793	+ 0.963	11:53:22.917	12 -	58.731	+ 0.901	12:03:05.940
3 -	57.830		11:54:20.747	13 -	59.295	+ 1.465	12:04:05.235
4 -	58.651	+ 0.821	11:55:19.398	14 -	59.115	+ 1.285	12:05:04.350
5 -	57.943	+ 0.113	11:56:17.341	15 -	58.678	+ 0.848	12:06:03.028
6 -	57.959	+ 0.129	11:57:15.300	16 -	58.814	+ 0.984	12:07:01.842
7 -	58.310	+ 0.480	11:58:13.610	17 -	58.682	+ 0.852	12:08:00.524
8 -	58.455	+ 0.625	11:59:12.065	18 -	58.802	+ 0.972	12:08:59.326
9 -	58.531	+ 0.701	12:00:10.596	19 -	59.022	+ 1.192	12:09:58.348
10 -	58.293	+ 0.463	12:01:08.889	20 -	59.164	+ 1.334	12:10:57.512
21	Jack HAWKSWORTH (GBR)			Mark Burdett Motorsport			
1 -	1:04.320	+ 6.338	11:52:23.897	11 -	58.549	+ 0.567	12:02:06.770
2 -	58.482	+ 0.500	11:53:22.379	12 -	58.641	+ 0.659	12:03:05.411
3 -	57.982		11:54:20.361	13 -	59.188	+ 1.206	12:04:04.599
4 -	58.293	+ 0.311	11:55:18.654	14 -	58.722	+ 0.740	12:05:03.321
5 -	58.016	+ 0.034	11:56:16.670	15 -	58.767	+ 0.785	12:06:02.088
6 -	58.164	+ 0.182	11:57:14.834	16 -	58.265	+ 0.283	12:07:00.353
7 -	58.273	+ 0.291	11:58:13.107	17 -	58.379	+ 0.397	12:07:58.732
8 -	58.085	+ 0.103	11:59:11.192	18 -	58.754	+ 0.772	12:08:57.486
9 -	58.463	+ 0.481	12:00:09.655	19 -	59.047	+ 1.065	12:09:56.533
10 -	58.566	+ 0.584	12:01:08.221	20 -	59.260	+ 1.278	12:10:55.793
22	Howard FULLER (GBR)			B Hillspeed			
1 -	1:15.644	+ 14.378	11:52:35.221	11 -	1:01.558	+ 0.292	12:03:03.376
2 -	1:05.720	+ 4.454	11:53:40.941	12 -	1:02.977	+ 1.711	12:04:06.353
3 -	1:02.093	+ 0.827	11:54:43.034	13 -	1:01.758	+ 0.492	12:05:08.111
4 -	1:03.600	+ 2.334	11:55:46.634	14 -	1:03.866	+ 2.600	12:06:11.977
5 -	1:02.781	+ 1.515	11:56:49.415	15 -	1:02.164	+ 0.898	12:07:14.141
6 -	1:03.188	+ 1.922	11:57:52.603	16 -	1:04.031	+ 2.765	12:08:18.172
7 -	1:02.397	+ 1.131	11:58:55.000	17 -	1:02.691	+ 1.425	12:09:20.863
8 -	1:02.503	+ 1.237	11:59:57.503	18 -	1:04.419	+ 3.153	12:10:25.282
9 -	1:02.695	+ 1.429	12:01:00.198	19 -	1:01.266		12:11:26.548
10 -	1:01.620	+ 0.354	12:02:01.818				
27	Antti RAMMO (EST)			Koiranen Bros Motorsport			
1 -	1:10.180	+ 10.654	11:52:29.757	8 -	1:00.157	+ 0.631	11:59:34.410
2 -	1:02.870	+ 3.344	11:53:32.627	9 -	1:00.562	+ 1.036	12:00:34.972
3 -	1:01.158	+ 1.632	11:54:33.785	10 -	59.574	+ 0.048	12:01:34.546
4 -	1:01.327	+ 1.801	11:55:35.112	11 -	1:00.966	+ 1.440	12:02:35.512
5 -	59.877	+ 0.351	11:56:34.989	12 -	59.766	+ 0.240	12:03:35.278
6 -	59.738	+ 0.212	11:57:34.727	13 -	1:03.562	+ 4.036	12:04:38.840
7 -	59.526		11:58:34.253				
28	John BRYANT-MEISNER (SWE)			Koiranen Bros Motorsport			
1 -	1:11.407	+ 12.904	11:52:30.984	11 -	58.865	+ 0.362	12:02:24.803

Weather / Track : Cloudy / Wet

Pembrey
Circuit Length = 1.4560 miles
Start: 11:51 End: 12:12

2010 Michelin Formula Renault UK Winter Cup - Round 5

RACE 2 - LAP ANALYSIS

2 -	1:02.073	+ 3.570	11:53:33.057	12 -	58.729	+ 0.226	12:03:23.532
3 -	59.601	+ 1.098	11:54:32.658	13 -	59.154	+ 0.651	12:04:22.686
4 -	1:01.039	+ 2.536	11:55:33.697	14 -	58.947	+ 0.444	12:05:21.633
5 -	58.705	+ 0.202	11:56:32.402	15 -	59.195	+ 0.692	12:06:20.828
6 -	58.536	+ 0.033	11:57:30.938	16 -	59.101	+ 0.598	12:07:19.929
7 -	58.871	+ 0.368	11:58:29.809	17 -	59.623	+ 1.120	12:08:19.552
8 -	58.966	+ 0.463	11:59:28.775	18 -	1:01.624	+ 3.121	12:09:21.176
9 -	58.503		12:00:27.278	19 -	1:00.391	+ 1.888	12:10:21.567
10 -	58.660	+ 0.157	12:01:25.938	20 -	59.047	+ 0.544	12:11:20.614
29	Daniil KVIAT (RUS) Koiranen Bros Motorsport						
1 -	1:06.279	+ 7.925	11:52:25.856	11 -	58.595	+ 0.241	12:02:11.960
2 -	58.395	+ 0.041	11:53:24.251	12 -	58.712	+ 0.358	12:03:10.672
3 -	58.571	+ 0.217	11:54:22.822	13 -	59.016	+ 0.662	12:04:09.688
4 -	58.496	+ 0.142	11:55:21.318	14 -	58.846	+ 0.492	12:05:08.534
5 -	58.372	+ 0.018	11:56:19.690	15 -	1:01.902	+ 3.548	12:06:10.436
6 -	58.911	+ 0.557	11:57:18.601	16 -	59.819	+ 1.465	12:07:10.255
7 -	59.250	+ 0.896	11:58:17.851	17 -	59.456	+ 1.102	12:08:09.711
8 -	58.706	+ 0.352	11:59:16.557	18 -	59.150	+ 0.796	12:09:08.861
9 -	58.354		12:00:14.911	19 -	59.020	+ 0.666	12:10:07.881
10 -	58.454	+ 0.100	12:01:13.365	20 -	59.200	+ 0.846	12:11:07.081
36	Alex LYNN (GBR) Fortec Motorsport						
1 -	1:06.795	+ 8.588	11:52:26.372	11 -	58.207		12:02:13.285
2 -	58.800	+ 0.593	11:53:25.172	12 -	58.316	+ 0.109	12:03:11.601
3 -	58.526	+ 0.319	11:54:23.698	13 -	58.770	+ 0.563	12:04:10.371
4 -	58.370	+ 0.163	11:55:22.068	14 -	58.889	+ 0.682	12:05:09.260
5 -	58.930	+ 0.723	11:56:20.998	15 -	1:01.284	+ 3.077	12:06:10.544
6 -	58.213	+ 0.006	11:57:19.211	16 -	1:00.320	+ 2.113	12:07:10.864
7 -	59.072	+ 0.865	11:58:18.283	17 -	59.722	+ 1.515	12:08:10.586
8 -	59.365	+ 1.158	11:59:17.648	18 -	59.258	+ 1.051	12:09:09.844
9 -	59.022	+ 0.815	12:00:16.670	19 -	59.350	+ 1.143	12:10:09.194
10 -	58.408	+ 0.201	12:01:15.078	20 -	59.717	+ 1.510	12:11:08.911
41	Luke WRIGHT (GBR) MGR Motorsport						
1 -	1:08.009	+ 9.857	11:52:27.586	11 -	58.984	+ 0.832	12:02:15.042
2 -	59.251	+ 1.099	11:53:26.837	12 -	58.633	+ 0.481	12:03:13.675
3 -	58.807	+ 0.655	11:54:25.644	13 -	59.124	+ 0.972	12:04:12.799
4 -	58.368	+ 0.216	11:55:24.012	14 -	58.624	+ 0.472	12:05:11.423
5 -	58.152		11:56:22.164	15 -	59.415	+ 1.263	12:06:10.838
6 -	58.184	+ 0.032	11:57:20.348	16 -	1:02.060	+ 3.908	12:07:12.898
7 -	58.740	+ 0.588	11:58:19.088	17 -	1:07.937	+ 9.785	12:08:20.835
8 -	59.003	+ 0.851	11:59:18.091	18 -	1:01.280	+ 3.128	12:09:22.115
9 -	58.891	+ 0.739	12:00:16.982	19 -	1:01.340	+ 3.188	12:10:23.455
10 -	59.076	+ 0.924	12:01:16.058	20 -	1:00.288	+ 2.136	12:11:23.743
42	Jordan KING (GBR) Manor Competition						
1 -	1:09.218	+ 11.047	11:52:28.795	10 -	1:05.247	+ 7.076	12:03:31.707
2 -	1:01.998	+ 3.827	11:53:30.793	11 -	58.704	+ 0.533	12:04:30.411
3 -	1:00.402	+ 2.231	11:54:31.195	12 -	58.171		12:05:28.582
4 -	1:23.956	+ 25.785	11:55:55.151	13 -	58.856	+ 0.685	12:06:27.438
5 -	1:00.897	+ 2.726	11:56:56.048	14 -	59.642	+ 1.471	12:07:27.080
6 -	1:01.116	+ 2.945	11:57:57.164	15 -	1:00.283	+ 2.112	12:08:27.363
7 -	1:00.559	+ 2.388	11:58:57.723	16 -	59.708	+ 1.537	12:09:27.071
8 -	1:01.677	+ 3.506	11:59:59.400	17 -	1:03.484	+ 5.313	12:10:30.555
9 -	2:27.060 P	+ 1:28.889	12:02:26.460	18 -	1:00.846	+ 2.675	12:11:31.401
43	David WAGNER (GBR) B Hillspeed						
1 -	1:16.305	+ 14.296	11:52:35.882	11 -	1:04.953	+ 2.944	12:03:10.309
2 -	1:05.434	+ 3.425	11:53:41.316	12 -	1:05.055	+ 3.046	12:04:15.364
3 -	1:03.645	+ 1.636	11:54:44.961	13 -	1:05.397	+ 3.388	12:05:20.761
4 -	1:04.059	+ 2.050	11:55:49.020	14 -	1:03.514	+ 1.505	12:06:24.275
5 -	1:02.554	+ 0.545	11:56:51.574	15 -	1:02.053	+ 0.044	12:07:26.328

Weather / Track : Cloudy / Wet

Pembrey
Circuit Length = 1.4560 miles
Start: 11:51 End: 12:12

2010 Michelin Formula Renault UK Winter Cup - Round 5

RACE 2 - LAP ANALYSIS

6 -	1:02.388	+ 0.379	11:57:53.962	16 -	1:03.159	+ 1.150	12:08:29.487
7 -	1:02.009		11:58:55.971	17 -	1:02.950	+ 0.941	12:09:32.437
8 -	1:03.192	+ 1.183	11:59:59.163	18 -	1:02.434	+ 0.425	12:10:34.871
9 -	1:03.160	+ 1.151	12:01:02.323	19 -	1:02.682	+ 0.673	12:11:37.553
10 -	1:03.033	+ 1.024	12:02:05.356				
44	Oliver ROWLAND (GBR)			CRS Racing			
1 -	1:09.923	+ 11.386	11:52:29.500	11 -	58.713	+ 0.176	12:02:21.423
2 -	1:01.918	+ 3.381	11:53:31.418	12 -	58.665	+ 0.128	12:03:20.088
3 -	1:00.192	+ 1.655	11:54:31.610	13 -	58.831	+ 0.294	12:04:18.919
4 -	58.944	+ 0.407	11:55:30.554	14 -	59.461	+ 0.924	12:05:18.380
5 -	58.537		11:56:29.091	15 -	58.923	+ 0.386	12:06:17.303
6 -	58.764	+ 0.227	11:57:27.855	16 -	59.050	+ 0.513	12:07:16.353
7 -	59.039	+ 0.502	11:58:26.894	17 -	1:01.216	+ 2.679	12:08:17.569
8 -	58.563	+ 0.026	11:59:25.457	18 -	1:00.748	+ 2.211	12:09:18.317
9 -	58.705	+ 0.168	12:00:24.162	19 -	59.414	+ 0.877	12:10:17.731
10 -	58.548	+ 0.011	12:01:22.710	20 -	59.047	+ 0.510	12:11:16.778
46	Roman BEREGECH (RUS)			B Fortec Motorsport			
1 -	1:15.092	+ 13.633	11:52:34.669	11 -	1:01.459		12:03:02.548
2 -	1:03.693	+ 2.234	11:53:38.362	12 -	1:02.399	+ 0.940	12:04:04.947
3 -	1:03.320	+ 1.861	11:54:41.682	13 -	1:03.053	+ 1.594	12:05:08.000
4 -	1:04.313	+ 2.854	11:55:45.995	14 -	1:02.279	+ 0.820	12:06:10.279
5 -	1:03.166	+ 1.707	11:56:49.161	15 -	1:03.703	+ 2.244	12:07:13.982
6 -	1:03.016	+ 1.557	11:57:52.177	16 -	1:03.280	+ 1.821	12:08:17.262
7 -	1:02.276	+ 0.817	11:58:54.453	17 -	1:03.688	+ 2.229	12:09:20.950
8 -	1:02.817	+ 1.358	11:59:57.270	18 -	1:10.471	+ 9.012	12:10:31.421
9 -	1:01.968	+ 0.509	12:00:59.238	19 -	1:04.317	+ 2.858	12:11:35.738
10 -	1:01.851	+ 0.392	12:02:01.089				
47	Felix SERRALLES (USA)			I Fortec Motorsport			
1 -	1:14.520	+ 14.079	11:52:34.097	11 -	1:00.693	+ 0.252	12:02:48.545
2 -	1:03.599	+ 3.158	11:53:37.696	12 -	1:00.857	+ 0.416	12:03:49.402
3 -	1:01.993	+ 1.552	11:54:39.689	13 -	1:01.177	+ 0.736	12:04:50.579
4 -	1:01.806	+ 1.365	11:55:41.495	14 -	1:02.884	+ 2.443	12:05:53.463
5 -	1:01.119	+ 0.678	11:56:42.614	15 -	1:00.524	+ 0.083	12:06:53.987
6 -	1:01.608	+ 1.167	11:57:44.222	16 -	1:00.441		12:07:54.428
7 -	1:01.345	+ 0.904	11:58:45.567	17 -	1:00.514	+ 0.073	12:08:54.942
8 -	1:01.001	+ 0.560	11:59:46.568	18 -	1:01.069	+ 0.628	12:09:56.011
9 -	1:00.680	+ 0.239	12:00:47.248	19 -	1:01.232	+ 0.791	12:10:57.243
10 -	1:00.604	+ 0.163	12:01:47.852				
55	Robert FOSTER-JONES (GBR)			CRS Racing			
1 -	1:08.784	+ 10.444	11:52:28.361	11 -	58.946	+ 0.606	12:02:16.322
2 -	59.900	+ 1.560	11:53:28.261	12 -	59.505	+ 1.165	12:03:15.827
3 -	58.375	+ 0.035	11:54:26.636	13 -	1:00.293	+ 1.953	12:04:16.120
4 -	58.371	+ 0.031	11:55:25.007	14 -	1:00.489	+ 2.149	12:05:16.609
5 -	58.340		11:56:23.347	15 -	59.081	+ 0.741	12:06:15.690
6 -	58.688	+ 0.348	11:57:22.035	16 -	59.196	+ 0.856	12:07:14.886
7 -	59.039	+ 0.699	11:58:21.074	17 -	1:01.675	+ 3.335	12:08:16.561
8 -	58.602	+ 0.262	11:59:19.676	18 -	1:00.711	+ 2.371	12:09:17.272
9 -	58.643	+ 0.303	12:00:18.319	19 -	59.135	+ 0.795	12:10:16.407
10 -	59.057	+ 0.717	12:01:17.376	20 -	59.075	+ 0.735	12:11:15.482
56	Josh WEBSTER (GBR)			B Fortec Motorsport			
1 -	1:13.637	+ 13.395	11:52:33.214	11 -	1:00.893	+ 0.651	12:02:48.139
2 -	1:03.191	+ 2.949	11:53:36.405	12 -	1:00.642	+ 0.400	12:03:48.781
3 -	1:02.448	+ 2.206	11:54:38.853	13 -	1:00.738	+ 0.496	12:04:49.519
4 -	1:01.914	+ 1.672	11:55:40.767	14 -	1:02.963	+ 2.721	12:05:52.482
5 -	1:01.114	+ 0.872	11:56:41.881	15 -	1:00.692	+ 0.450	12:06:53.174
6 -	1:00.988	+ 0.746	11:57:42.869	16 -	1:00.242		12:07:53.416
7 -	1:01.093	+ 0.851	11:58:43.962	17 -	1:00.592	+ 0.350	12:08:54.008
8 -	1:00.951	+ 0.709	11:59:44.913	18 -	1:00.407	+ 0.165	12:09:54.415

Weather / Track : Cloudy / Wet

Pembrey
Circuit Length = 1.4560 miles
Start: 11:51 End: 12:12

2010 Michelin Formula Renault UK Winter Cup - Round 5

RACE 2 - LAP ANALYSIS

9 -	1:00.830	+ 0.588	12:00:45.743	19 -	1:00.988	+ 0.746	12:10:55.403
10 -	1:01.503	+ 1.261	12:01:47.246				
66	Joni WIMAN (FIN)			Fortec Motorsport			
1 -	1:05.536	+ 7.777	11:52:25.113	11 -	58.411	+ 0.652	12:02:07.820
2 -	58.617	+ 0.858	11:53:23.730	12 -	59.066	+ 1.307	12:03:06.886
3 -	58.598	+ 0.839	11:54:22.328	13 -	58.878	+ 1.119	12:04:05.764
4 -	58.453	+ 0.694	11:55:20.781	14 -	59.611	+ 1.852	12:05:05.375
5 -	58.117	+ 0.358	11:56:18.898	15 -	58.731	+ 0.972	12:06:04.106
6 -	58.002	+ 0.243	11:57:16.900	16 -	58.303	+ 0.544	12:07:02.409
7 -	57.759		11:58:14.659	17 -	58.710	+ 0.951	12:08:01.119
8 -	58.032	+ 0.273	11:59:12.691	18 -	58.663	+ 0.904	12:08:59.782
9 -	58.342	+ 0.583	12:00:11.033	19 -	58.957	+ 1.198	12:09:58.739
10 -	58.376	+ 0.617	12:01:09.409	20 -	59.063	+ 1.304	12:10:57.802

Weather / Track : Cloudy / Wet

Pembrey
Circuit Length = 1.4560 miles
Start: 11:51 End: 12:12

2010 Michelin Formula Renault UK Winter Cup - Round 6

RACE 4 - CLASSIFICATION



POS	NO	CL	NAME	NAT	ENTRY	LAPS	TIME	GAP	DIFF	MPH	BEST	ON
1	44		Oliver ROWLAND	GBR	CRS Racing	22	25:34.358			75.15	58.514	12
2	5		Richie STANAWAY	NZL	Atech GP	22	25:34.471	0.113	0.113	75.14	56.919	21
3	6		Mitchell GILBERT	AUS	Fortec Motorsport	22	25:41.252	6.894	6.781	74.81	58.429	18
4	4		Matt BELL	GBR	Atech GP	22	25:42.310	7.952	1.058	74.76	58.577	20
5	36		Alex LYNN	GBR	Fortec Motorsport	22	25:48.290	13.932	5.980	74.47	58.336	21
6	21		Jack HAWKSWORTH	GBR	Mark Burdett Motorsport	22	25:48.596	14.238	0.306	74.46	58.023	22
7	1		Ollie MILLROY	GBR	Manor Competition	22	25:50.212	15.854	1.616	74.38	58.865	19
8	29		Daniil KVIYAT	RUS	Koiranen Bros Motorsport	22	25:53.151	18.793	2.939	74.24	58.558	21
9	27		Antti RAMMO	EST	Koiranen Bros Motorsport	22	25:54.843	20.485	1.692	74.16	59.079	19
10	41		Luke WRIGHT	GBR	MGR Motorsport	22	25:55.645	21.287	0.802	74.12	58.685	20
11	19		Josh HILL	GBR	Manor Competition	22	26:01.045	26.687	5.400	73.87	57.858	21
12	66		Joni WIMAN	FIN	Fortec Motorsport	22	26:01.880	27.522	0.835	73.83	58.795	21
13	43	B	David WAGNER	GBR	Hillspeed	22	26:12.780	38.422	10.900	73.31	1:00.677	21
14	16		Dan WELLS	GBR	Fortec Motorsport	22	26:13.595	39.237	0.815	73.28	1:00.110	21
15	56	B	Josh WEBSTER	GBR	Fortec Motorsport	22	26:13.689	39.331	0.094	73.27	58.893	21
16	55		Robert FOSTER-JONES	GBR	CRS Racing	22	26:17.371	43.013	3.682	73.10	59.050	22
17	22	B	Howard FULLER	GBR	Hillspeed	22	26:20.454	46.096	3.083	72.96	1:00.365	20
18	46	B	Roman BEREGECH	RUS	Fortec Motorsport	22	26:22.196	47.838	1.742	72.88	59.590	22
19	28		John BRYANT-MEISNER	SWE	Koiranen Bros Motorsport	22	26:25.809	51.451	3.613	72.71	1:00.070	22
20	42		Jordan KING	GBR	Manor Competition	21	25:46.714	1 lap	1 lap	71.16	59.803	21

NOT CLASSIFIED

<i>DNF</i>	2	B	Mackenzie TAYLOR	GBR	SWB Motorsport	13	17:04.715	9 laps	8 laps	66.49	1:02.644	13
<i>DNF</i>	47	I	Felix SERRALLES	USA	Fortec Motorsport	5	7:07.410	17 laps	8 laps	61.31	1:07.185	5
<i>DNF</i>	7	B	Evelin FRANK	CRO	CRS Racing	5	7:07.719	17 laps	0.309	61.27	1:06.001	5
<i>DNF</i>	15		Alice POWELL	GBR	Manor Competition	0						

FASTEST LAP

5			Richie STANAWAY	NZL	Atech GP	21	56.919	92.08 mph	148.20 kph
56	B		Josh WEBSTER	GBR	Fortec Motorsport	21	58.893	89.00 mph	143.23 kph
47	I		Felix SERRALLES	USA	Fortec Motorsport	5	1:07.185	78.01 mph	125.55 kph

Weather / Track : Bright / Drying

These results are provisional until the conclusion of any judicial and technical matters.

Pembrey

Circuit Length = 1.4560 miles

Start: 14:19 End: 14:46

Clerk of Course :

Timekeeper :



2010 Michelin Formula Renault UK Winter Cup - Round 6

RACE 4 - LAP CHART

Lap 1			Lap 2			Lap 3			Lap 4			Lap 5		
No	Behind	Laptime	No	Behind	Laptime	No	Behind	Laptime	No	Behind	Laptime	No	Behind	Laptime
5		1:10.487	5		1:32.111	5		1:36.816	5		1:24.748	5		1:02.211
36	1.134	1:11.621	36	0.864	1:31.841	36	0.833	1:36.785	36	0.850	1:24.765	36	1.988	1:03.349
1	2.195	1:12.682	1	1.780	1:31.696	1	1.883	1:36.919	1	1.750	1:24.615	44	3.739	1:01.315
19	2.824	1:13.311	19	2.693	1:31.980	19	2.489	1:36.612	19	1.875	1:24.134	1	4.117	1:04.578
29	3.867	1:14.354	29	3.785	1:32.029	29	3.938	1:36.969	29	2.648	1:23.458	29	4.517	1:04.080
41	5.289	1:15.776	41	4.563	1:31.385	41	4.548	1:36.801	41	3.224	1:23.424	21	5.078	1:03.740
21	5.789	1:16.276	21	5.024	1:31.346	21	5.424	1:37.216	21	3.549	1:22.873	41	5.708	1:04.695
44	6.401	1:16.888	44	6.607	1:32.317	44	6.623	1:36.832	44	4.635	1:22.760	66	8.646	1:04.377
66	7.115	1:17.602	66	7.848	1:32.844	66	7.714	1:36.682	66	6.480	1:23.514	42	9.453	1:04.953
42	7.893	1:18.380	42	8.326	1:32.544	42	8.951	1:37.441	42	6.711	1:22.508	16	10.301	1:03.827
16	8.800	1:19.287	16	9.520	1:32.831	16	10.138	1:37.434	16	8.685	1:23.295	6	10.573	1:02.145
55	9.414	1:19.901	55	10.529	1:33.226	55	10.554	1:36.841	55	9.436	1:23.630	4	11.100	1:01.225
27	10.177	1:20.664	27	11.196	1:33.130	27	11.121	1:36.741	27	10.030	1:23.657	27	14.270	1:06.451
6	10.820	1:21.307	6	11.391	1:32.682	6	11.390	1:36.815	6	10.639	1:23.997	55	14.469	1:07.244
28	11.383	1:21.870	28	12.105	1:32.833	28	12.295	1:37.006	28	11.852	1:24.305	2	15.222	1:03.990
4	12.386	1:22.873	4	12.912	1:32.637	4	12.611	1:36.515	4	12.086	1:24.223	28	16.053	1:06.412
2	13.244	1:23.731	2	13.818	1:32.685	2	13.549	1:36.547	2	13.443	1:24.642	56	16.775	1:04.825
56	13.753	1:24.240	56	15.700	1:34.058	56	14.567	1:35.683	56	14.161	1:24.342	43	18.214	1:04.169
46	14.977	1:25.464	46	16.213	1:33.347	46	15.024	1:35.627	46	14.974	1:24.698	46	18.750	1:05.987
47	15.719	1:26.206	47	16.801	1:33.193	47	15.570	1:35.585	47	16.063	1:25.241	47	21.037	1:07.185
43	16.861	1:27.348	43	17.666	1:32.916	43	16.778	1:35.928	43	16.256	1:24.226	7	21.346	1:06.001
7	18.610	1:29.097	7	18.731	1:32.232	7	18.175	1:36.260	7	17.556	1:24.129	22	21.534	1:06.008
22	20.086	1:30.573	22	19.527	1:31.552	22	19.491	1:36.780	22	17.737	1:22.994	19	35.902	1:36.238

Weather / Track : Bright / Drying

Pembrey
Circuit Length = 1.4560 miles
Start: 14:19 End: 14:46

2010 Michelin Formula Renault UK Winter Cup - Round 6

RACE 4 - LAP CHART

Lap 6			Lap 7			Lap 8			Lap 9			Lap 10		
No	Behind	Laptime	No	Behind	Laptime	No	Behind	Laptime	No	Behind	Laptime	No	Behind	Laptime
5		1:01.491	5		1:30.241	5		1:30.762	5		1:29.431	5		1:27.634
44	2.279	1:00.031	44	1.178	1:29.140	44	1.330	1:30.914	44	1.045	1:29.146	44	0.879	1:27.468
36	3.456	1:02.959	36	1.791	1:28.576	36	2.353	1:31.324	36	1.939	1:29.017	36	1.532	1:27.227
1	5.050	1:02.424	1	2.436	1:27.627	1	2.911	1:31.237	1	2.495	1:29.015	1	2.005	1:27.144
29	5.749	1:02.723	29	3.889	1:28.381	29	3.806	1:30.679	29	3.379	1:29.004	29	2.144	1:26.399
21	6.308	1:02.721	21	4.434	1:28.367	21	4.588	1:30.916	21	3.990	1:28.833	21	2.664	1:26.308
41	6.775	1:02.558	41	5.333	1:28.799	41	5.436	1:30.865	41	5.161	1:29.156	41	2.756	1:25.229
6	9.806	1:00.724	6	5.804	1:26.239	6	5.939	1:30.897	6	5.552	1:29.044	6	3.529	1:25.611
66	10.520	1:03.365	66	6.936	1:26.657	66	6.586	1:30.412	66	6.541	1:29.386	66	4.259	1:25.352
4	11.630	1:02.021	4	7.732	1:26.343	4	7.222	1:30.252	4	7.025	1:29.234	4	4.438	1:25.047
42	12.154	1:04.192	42	8.569	1:26.656	42	8.359	1:30.552	42	9.331	1:30.403	42	6.350	1:24.653
16	13.026	1:04.216	16	9.416	1:26.631	16	9.100	1:30.446	16	9.949	1:30.280	16	7.072	1:24.757
27	13.969	1:01.190	27	10.504	1:26.776	27	9.857	1:30.115	27	10.299	1:29.873	27	7.290	1:24.625
55	16.082	1:03.104	55	11.101	1:25.260	55	10.504	1:30.165	55	11.356	1:30.283	55	8.231	1:24.509
2	16.842	1:03.111	2	12.058	1:25.457	2	11.331	1:30.035	2	12.087	1:30.187	2	9.387	1:24.934
43	19.306	1:02.583	43	13.257	1:24.192	28	12.333	1:29.081	43	12.977	1:30.053	43	9.857	1:24.514
28	20.385	1:05.823	28	14.014	1:23.870	43	12.355	1:29.860	28	13.365	1:30.463	28	11.002	1:25.271
56	20.904	1:05.620	56	14.812	1:24.149	56	12.652	1:28.602	56	14.006	1:30.785	56	11.462	1:25.090
46	21.641	1:04.382	46	15.567	1:24.167	46	13.334	1:28.529	46	14.524	1:30.621	46	12.114	1:25.224
22	31.659	1:11.616	22	16.569	1:15.151	22	14.082	1:28.275	22	15.230	1:30.579	22	12.307	1:24.711
19	35.817	1:01.406	19	17.215	1:11.639	19	15.387	1:28.934	19	15.963	1:30.007	19	12.456	1:24.127

Weather / Track : Bright / Drying

Pembrey
Circuit Length = 1.4560 miles
Start: 14:19 End: 14:46

2010 Michelin Formula Renault UK Winter Cup - Round 6

RACE 4 - LAP CHART

Lap 11			Lap 12			Lap 13			Lap 14			Lap 15		
No	Behind	Laptime	No	Behind	Laptime	No	Behind	Laptime	No	Behind	Laptime	No	Behind	Laptime
44		1:00.095	44		58.514	44		58.730	44		58.794	44		58.828
5	1.295	1:02.269	5	3.132	1:00.351	5	4.443	1:00.041	6	5.986	59.661	6	5.881	58.723
36	2.881	1:02.323	6	4.538	59.153	6	5.119	59.311	5	6.294	1:00.645	5	7.249	59.783
1	3.663	1:02.632	36	6.552	1:02.185	4	7.424	59.320	4	7.400	58.770	4	7.980	59.408
6	3.899	1:01.344	4	6.834	1:00.393	36	9.383	1:01.561	36	11.491	1:00.902	36	12.943	1:00.280
29	4.121	1:02.951	1	7.289	1:02.140	1	9.851	1:01.292	1	11.902	1:00.845	1	13.257	1:00.183
21	4.766	1:03.076	29	7.715	1:02.108	21	11.323	1:01.763	21	13.371	1:00.842	21	14.995	1:00.452
4	4.955	1:01.491	21	8.290	1:02.038	29	11.723	1:02.738	29	13.788	1:00.859	29	15.253	1:00.293
41	5.595	1:03.813	41	8.930	1:01.849	27	13.665	1:02.491	27	14.637	59.766	27	15.898	1:00.089
66	7.433	1:04.148	27	9.904	1:00.824	41	14.000	1:03.800	41	16.300	1:01.094	41	17.962	1:00.490
27	7.594	1:01.278	66	11.653	1:02.734	66	15.297	1:02.374	66	18.172	1:01.669	66	19.772	1:00.428
16	9.862	1:03.764	16	13.147	1:01.799	16	15.794	1:01.377	16	18.717	1:01.717	16	20.660	1:00.771
42	10.622	1:05.246	43	15.402	1:02.404	43	17.749	1:01.077	43	19.767	1:00.812	19	22.436	1:00.027
55	11.041	1:03.784	42	15.778	1:03.670	42	19.888	1:02.840	19	21.237	1:00.018	43	22.687	1:01.748
2	11.421	1:03.008	2	16.651	1:03.744	19	20.013	1:01.304	56	27.144	1:02.334	56	29.699	1:01.383
43	11.512	1:02.629	19	17.439	1:01.153	2	20.565	1:02.644	46	28.170	1:02.196	46	32.311	1:02.969
28	14.658	1:04.630	56	20.135	1:03.448	56	23.604	1:02.199	22	29.220	1:01.148	22	32.619	1:02.227
19	14.800	1:03.318	46	20.765	1:02.968	46	24.768	1:02.733	55	33.210	1:02.237	55	35.245	1:00.863
56	15.201	1:04.713	28	23.198	1:07.054	22	26.866	1:01.957	28	34.160	1:04.155	28	37.437	1:02.105
22	15.366	1:04.033	22	23.639	1:06.787	28	28.799	1:04.331	42	52.761	1:31.667	42	55.834	1:01.901
46	16.311	1:05.171	55	27.114	1:14.587	55	29.767	1:01.383						

Weather / Track : Bright / Drying

Pembrey
Circuit Length = 1.4560 miles
Start: 14:19 End: 14:46

2010 Michelin Formula Renault UK Winter Cup - Round 6

RACE 4 - LAP CHART

Lap 16			Lap 17			Lap 18			Lap 19			Lap 20		
No	Behind	Laptime	No	Behind	Laptime	No	Behind	Laptime	No	Behind	Laptime	No	Behind	Laptime
44		58.879	44		59.001	44		59.030	44		58.894	44		59.158
6	5.856	58.854	42	1 LAP	1:03.376	42	1 LAP	1:01.376	5	5.027	58.540	5	3.139	57.270
5	7.095	58.725	6	5.835	58.980	6	5.234	58.429	6	6.940	1:00.600	6	6.420	58.638
4	8.666	59.565	5	6.436	58.342	5	5.381	57.975	42	1 LAP	1:02.695	4	7.827	58.577
36	13.835	59.771	4	8.522	58.857	4	8.247	58.755	4	8.408	59.055	42	1 LAP	1:01.771
1	14.217	59.839	36	14.170	59.336	36	14.235	59.095	36	14.348	59.007	36	14.414	59.224
21	15.900	59.784	1	14.749	59.533	1	14.789	59.070	1	14.760	58.865	1	15.016	59.414
29	16.586	1:00.212	21	15.923	59.024	21	15.781	58.888	21	15.947	59.060	21	15.317	58.528
27	17.285	1:00.266	29	16.887	59.302	29	16.774	58.917	29	16.468	58.588	29	15.934	58.624
41	18.858	59.775	27	18.427	1:00.143	27	18.725	59.328	27	18.910	59.079	27	18.872	59.120
66	21.539	1:00.646	41	19.768	59.911	41	19.588	58.850	41	19.634	58.940	41	19.161	58.685
16	22.279	1:00.498	66	22.859	1:00.321	66	23.656	59.827	66	24.699	59.937	66	24.867	59.326
19	22.863	59.306	16	23.603	1:00.325	19	26.906	1:02.244	19	27.872	59.860	19	26.901	58.187
43	25.109	1:01.301	19	23.692	59.830	16	27.037	1:02.464	16	29.115	1:00.972	16	30.267	1:00.310
56	31.751	1:00.931	43	27.275	1:01.167	43	29.400	1:01.155	43	31.819	1:01.313	43	34.255	1:01.594
22	36.417	1:02.677	56	33.676	1:00.926	56	35.093	1:00.447	56	35.967	59.768	56	36.311	59.502
46	36.566	1:03.134	22	38.129	1:00.713	22	39.482	1:00.383	22	41.076	1:00.488	22	42.283	1:00.365
55	37.011	1:00.645	55	39.906	1:01.896	55	41.183	1:00.307	55	41.659	59.370	55	42.377	59.876
28	40.364	1:01.806	46	40.360	1:02.795	46	42.766	1:01.436	46	44.162	1:00.290	46	45.624	1:00.620
			28	42.678	1:01.315	28	44.680	1:01.032	28	46.833	1:01.047	28	48.736	1:01.061

Weather / Track : Bright / Drying

Pembrey
Circuit Length = 1.4560 miles
Start: 14:19 End: 14:46

2010 Michelin Formula Renault UK Winter Cup - Round 6
RACE 4 - LAP CHART

Lap 21			Lap 22		
No	Behind	Laptime	No	Behind	Laptime
44		58.639	44		58.985
5	1.419	56.919	5	0.113	57.679
6	6.443	58.662	6	6.894	59.436
4	7.871	58.683	4	7.952	59.066
42	1 LAP	1:00.087	42	1 LAP	59.803
36	14.111	58.336	36	13.932	58.806
21	15.200	58.522	21	14.238	58.023
1	15.658	59.281	1	15.854	59.181
29	15.853	58.558	29	18.793	1:01.925
27	19.604	59.371	27	20.485	59.866
41	19.694	59.172	41	21.287	1:00.578
66	25.023	58.795	19	26.687	59.552
19	26.120	57.858	66	27.522	1:01.484
16	31.738	1:00.110	43	38.422	1:01.114
43	36.293	1:00.677	16	39.237	1:06.484
56	36.565	58.893	56	39.331	1:01.751
55	42.948	59.210	55	43.013	59.050
22	44.345	1:00.701	22	46.096	1:00.736
46	47.233	1:00.248	46	47.838	59.590
28	50.366	1:00.269	28	51.451	1:00.070

Weather / Track : Bright / Drying

Pembrey
 Circuit Length = 1.4560 miles
 Start: 14:19 End: 14:46

2010 Michelin Formula Renault UK Winter Cup - Round 6

RACE 4 - LAP ANALYSIS

1	Ollie MILLROY (GBR)			Manor Competition			
1 -	1:12.682	+ 13.817	14:20:53.898	12 -	1:02.140	+ 3.275	14:35:33.925
2 -	1:31.696	+ 32.831	14:22:25.594	13 -	1:01.292	+ 2.427	14:36:35.217
3 -	1:36.919	+ 38.054	14:24:02.513	14 -	1:00.845	+ 1.980	14:37:36.062
4 -	1:24.615	+ 25.750	14:25:27.128	15 -	1:00.183	+ 1.318	14:38:36.245
5 -	1:04.578	+ 5.713	14:26:31.706	16 -	59.839	+ 0.974	14:39:36.084
6 -	1:02.424	+ 3.559	14:27:34.130	17 -	59.533	+ 0.668	14:40:35.617
7 -	1:27.627	+ 28.762	14:29:01.757	18 -	59.070	+ 0.205	14:41:34.687
8 -	1:31.237	+ 32.372	14:30:32.994	19 -	58.865		14:42:33.552
9 -	1:29.015	+ 30.150	14:32:02.009	20 -	59.414	+ 0.549	14:43:32.966
10 -	1:27.144	+ 28.279	14:33:29.153	21 -	59.281	+ 0.416	14:44:32.247
11 -	1:02.632	+ 3.767	14:34:31.785	22 -	59.181	+ 0.316	14:45:31.428
2	Mackenzie TAYLOR (GBR)			B SWB Motorsport			
1 -	1:23.731	+ 21.087	14:21:04.947	8 -	1:30.035	+ 27.391	14:30:41.414
2 -	1:32.685	+ 30.041	14:22:37.632	9 -	1:30.187	+ 27.543	14:32:11.601
3 -	1:36.547	+ 33.903	14:24:14.179	10 -	1:24.934	+ 22.290	14:33:36.535
4 -	1:24.642	+ 21.998	14:25:38.821	11 -	1:03.008	+ 0.364	14:34:39.543
5 -	1:03.990	+ 1.346	14:26:42.811	12 -	1:03.744	+ 1.100	14:35:43.287
6 -	1:03.111	+ 0.467	14:27:45.922	13 -	1:02.644		14:36:45.931
7 -	1:25.457	+ 22.813	14:29:11.379				
4	Matt BELL (GBR)			Atech GP			
1 -	1:22.873	+ 24.296	14:21:04.089	12 -	1:00.393	+ 1.816	14:35:33.470
2 -	1:32.637	+ 34.060	14:22:36.726	13 -	59.320	+ 0.743	14:36:32.790
3 -	1:36.515	+ 37.938	14:24:13.241	14 -	58.770	+ 0.193	14:37:31.560
4 -	1:24.223	+ 25.646	14:25:37.464	15 -	59.408	+ 0.831	14:38:30.968
5 -	1:01.225	+ 2.648	14:26:38.689	16 -	59.565	+ 0.988	14:39:30.533
6 -	1:02.021	+ 3.444	14:27:40.710	17 -	58.857	+ 0.280	14:40:29.390
7 -	1:26.343	+ 27.766	14:29:07.053	18 -	58.755	+ 0.178	14:41:28.145
8 -	1:30.252	+ 31.675	14:30:37.305	19 -	59.055	+ 0.478	14:42:27.200
9 -	1:29.234	+ 30.657	14:32:06.539	20 -	58.577		14:43:25.777
10 -	1:25.047	+ 26.470	14:33:31.586	21 -	58.683	+ 0.106	14:44:24.460
11 -	1:01.491	+ 2.914	14:34:33.077	22 -	59.066	+ 0.489	14:45:23.526
5	Richie STANAWAY (NZL)			Atech GP			
1 -	1:10.487	+ 13.568	14:20:51.703	12 -	1:00.351	+ 3.432	14:35:29.768
2 -	1:32.111	+ 35.192	14:22:23.814	13 -	1:00.041	+ 3.122	14:36:29.809
3 -	1:36.816	+ 39.897	14:24:00.630	14 -	1:00.645	+ 3.726	14:37:30.454
4 -	1:24.748	+ 27.829	14:25:25.378	15 -	59.783	+ 2.864	14:38:30.237
5 -	1:02.211	+ 5.292	14:26:27.589	16 -	58.725	+ 1.806	14:39:28.962
6 -	1:01.491	+ 4.572	14:27:29.080	17 -	58.342	+ 1.423	14:40:27.304
7 -	1:30.241	+ 33.322	14:28:59.321	18 -	57.975	+ 1.056	14:41:25.279
8 -	1:30.762	+ 33.843	14:30:30.083	19 -	58.540	+ 1.621	14:42:23.819
9 -	1:29.431	+ 32.512	14:31:59.514	20 -	57.270	+ 0.351	14:43:21.089
10 -	1:27.634	+ 30.715	14:33:27.148	21 -	56.919		14:44:18.008
11 -	1:02.269	+ 5.350	14:34:29.417	22 -	57.679	+ 0.760	14:45:15.687
6	Mitchell GILBERT (AUS)			Fortec Motorsport			
1 -	1:21.307	+ 22.878	14:21:02.523	12 -	59.153	+ 0.724	14:35:31.174
2 -	1:32.682	+ 34.253	14:22:35.205	13 -	59.311	+ 0.882	14:36:30.485
3 -	1:36.815	+ 38.386	14:24:12.020	14 -	59.661	+ 1.232	14:37:30.146
4 -	1:23.997	+ 25.568	14:25:36.017	15 -	58.723	+ 0.294	14:38:28.869
5 -	1:02.145	+ 3.716	14:26:38.162	16 -	58.854	+ 0.425	14:39:27.723
6 -	1:00.724	+ 2.295	14:27:38.886	17 -	58.980	+ 0.551	14:40:26.703
7 -	1:26.239	+ 27.810	14:29:05.125	18 -	58.429		14:41:25.132
8 -	1:30.897	+ 32.468	14:30:36.022	19 -	1:00.600	+ 2.171	14:42:25.732
9 -	1:29.044	+ 30.615	14:32:05.066	20 -	58.638	+ 0.209	14:43:24.370
10 -	1:25.611	+ 27.182	14:33:30.677	21 -	58.662	+ 0.233	14:44:23.032
11 -	1:01.344	+ 2.915	14:34:32.021	22 -	59.436	+ 1.007	14:45:22.468

Weather / Track : Bright / Drying

Pembrey
Circuit Length = 1.4560 miles
Start: 14:19 End: 14:46

2010 Michelin Formula Renault UK Winter Cup - Round 6

RACE 4 - LAP ANALYSIS

7	Evelin FRANK (CRO)			B CRS Racing			
1 -	1:29.097	+ 23.096	14:21:10.313	4 -	1:24.129	+ 18.128	14:25:42.934
2 -	1:32.232	+ 26.231	14:22:42.545	5 -	1:06.001		14:26:48.935
3 -	1:36.260	+ 30.259	14:24:18.805				
15	Alice POWELL (GBR)			Manor Competition			
16	Dan WELLS (GBR)			Fortec Motorsport			
1 -	1:19.287	+ 19.177	14:21:00.503	12 -	1:01.799	+ 1.689	14:35:39.783
2 -	1:32.831	+ 32.721	14:22:33.334	13 -	1:01.377	+ 1.267	14:36:41.160
3 -	1:37.434	+ 37.324	14:24:10.768	14 -	1:01.717	+ 1.607	14:37:42.877
4 -	1:23.295	+ 23.185	14:25:34.063	15 -	1:00.771	+ 0.661	14:38:43.648
5 -	1:03.827	+ 3.717	14:26:37.890	16 -	1:00.498	+ 0.388	14:39:44.146
6 -	1:04.216	+ 4.106	14:27:42.106	17 -	1:00.325	+ 0.215	14:40:44.471
7 -	1:26.631	+ 26.521	14:29:08.737	18 -	1:02.464	+ 2.354	14:41:46.935
8 -	1:30.446	+ 30.336	14:30:39.183	19 -	1:00.972	+ 0.862	14:42:47.907
9 -	1:30.280	+ 30.170	14:32:09.463	20 -	1:00.310	+ 0.200	14:43:48.217
10 -	1:24.757	+ 24.647	14:33:34.220	21 -	1:00.110		14:44:48.327
11 -	1:03.764	+ 3.654	14:34:37.984	22 -	1:06.484	+ 6.374	14:45:54.811
19	Josh HILL (GBR)			Manor Competition			
1 -	1:13.311	+ 15.453	14:20:54.527	12 -	1:01.153	+ 3.295	14:35:44.075
2 -	1:31.980	+ 34.122	14:22:26.507	13 -	1:01.304	+ 3.446	14:36:45.379
3 -	1:36.612	+ 38.754	14:24:03.119	14 -	1:00.018	+ 2.160	14:37:45.397
4 -	1:24.134	+ 26.276	14:25:27.253	15 -	1:00.027	+ 2.169	14:38:45.424
5 -	1:36.238	+ 38.380	14:27:03.491	16 -	59.306	+ 1.448	14:39:44.730
6 -	1:01.406	+ 3.548	14:28:04.897	17 -	59.830	+ 1.972	14:40:44.560
7 -	1:11.639	+ 13.781	14:29:16.536	18 -	1:02.244	+ 4.386	14:41:46.804
8 -	1:28.934	+ 31.076	14:30:45.470	19 -	59.860	+ 2.002	14:42:46.664
9 -	1:30.007	+ 32.149	14:32:15.477	20 -	58.187	+ 0.329	14:43:44.851
10 -	1:24.127	+ 26.269	14:33:39.604	21 -	57.858		14:44:42.709
11 -	1:03.318	+ 5.460	14:34:42.922	22 -	59.552	+ 1.694	14:45:42.261
21	Jack HAWKSWORTH (GBR)			Mark Burdett Motorsport			
1 -	1:16.276	+ 18.253	14:20:57.492	12 -	1:02.038	+ 4.015	14:35:34.926
2 -	1:31.346	+ 33.323	14:22:28.838	13 -	1:01.763	+ 3.740	14:36:36.689
3 -	1:37.216	+ 39.193	14:24:06.054	14 -	1:00.842	+ 2.819	14:37:37.531
4 -	1:22.873	+ 24.850	14:25:28.927	15 -	1:00.452	+ 2.429	14:38:37.983
5 -	1:03.740	+ 5.717	14:26:32.667	16 -	59.784	+ 1.761	14:39:37.767
6 -	1:02.721	+ 4.698	14:27:35.388	17 -	59.024	+ 1.001	14:40:36.791
7 -	1:28.367	+ 30.344	14:29:03.755	18 -	58.888	+ 0.865	14:41:35.679
8 -	1:30.916	+ 32.893	14:30:34.671	19 -	59.060	+ 1.037	14:42:34.739
9 -	1:28.833	+ 30.810	14:32:03.504	20 -	58.528	+ 0.505	14:43:33.267
10 -	1:26.308	+ 28.285	14:33:29.812	21 -	58.522	+ 0.499	14:44:31.789
11 -	1:03.076	+ 5.053	14:34:32.888	22 -	58.023		14:45:29.812
22	Howard FULLER (GBR)			B Hillspeed			
1 -	1:30.573	+ 30.208	14:21:11.789	12 -	1:06.787	+ 6.422	14:35:50.275
2 -	1:31.552	+ 31.187	14:22:43.341	13 -	1:01.957	+ 1.592	14:36:52.232
3 -	1:36.780	+ 36.415	14:24:20.121	14 -	1:01.148	+ 0.783	14:37:53.380
4 -	1:22.994	+ 22.629	14:25:43.115	15 -	1:02.227	+ 1.862	14:38:55.607
5 -	1:06.008	+ 5.643	14:26:49.123	16 -	1:02.677	+ 2.312	14:39:58.284
6 -	1:11.616	+ 11.251	14:28:00.739	17 -	1:00.713	+ 0.348	14:40:58.997
7 -	1:15.151	+ 14.786	14:29:15.890	18 -	1:00.383	+ 0.018	14:41:59.380
8 -	1:28.275	+ 27.910	14:30:44.165	19 -	1:00.488	+ 0.123	14:42:59.868
9 -	1:30.579	+ 30.214	14:32:14.744	20 -	1:00.365		14:44:00.233
10 -	1:24.711	+ 24.346	14:33:39.455	21 -	1:00.701	+ 0.336	14:45:00.934
11 -	1:04.033	+ 3.668	14:34:43.488	22 -	1:00.736	+ 0.371	14:46:01.670
27	Antti RAMMO (EST)			Koiranen Bros Motorsport			
1 -	1:20.664	+ 21.585	14:21:01.880	12 -	1:00.824	+ 1.745	14:35:36.540

Weather / Track : Bright / Drying

Pembrey
Circuit Length = 1.4560 miles
Start: 14:19 End: 14:46

2010 Michelin Formula Renault UK Winter Cup - Round 6

RACE 4 - LAP ANALYSIS

2 -	1:33.130	+ 34.051	14:22:35.010	13 -	1:02.491	+ 3.412	14:36:39.031
3 -	1:36.741	+ 37.662	14:24:11.751	14 -	59.766	+ 0.687	14:37:38.797
4 -	1:23.657	+ 24.578	14:25:35.408	15 -	1:00.089	+ 1.010	14:38:38.886
5 -	1:06.451	+ 7.372	14:26:41.859	16 -	1:00.266	+ 1.187	14:39:39.152
6 -	1:01.190	+ 2.111	14:27:43.049	17 -	1:00.143	+ 1.064	14:40:39.295
7 -	1:26.776	+ 27.697	14:29:09.825	18 -	59.328	+ 0.249	14:41:38.623
8 -	1:30.115	+ 31.036	14:30:39.940	19 -	59.079		14:42:37.702
9 -	1:29.873	+ 30.794	14:32:09.813	20 -	59.120	+ 0.041	14:43:36.822
10 -	1:24.625	+ 25.546	14:33:34.438	21 -	59.371	+ 0.292	14:44:36.193
11 -	1:01.278	+ 2.199	14:34:35.716	22 -	59.866	+ 0.787	14:45:36.059
28	John BRYANT-MEISNER (SWE)			Koironen Bros Motorsport			
1 -	1:21.870	+ 21.800	14:21:03.086	12 -	1:07.054	+ 6.984	14:35:49.834
2 -	1:32.833	+ 32.763	14:22:35.919	13 -	1:04.331	+ 4.261	14:36:54.165
3 -	1:37.006	+ 36.936	14:24:12.925	14 -	1:04.155	+ 4.085	14:37:58.320
4 -	1:24.305	+ 24.235	14:25:37.230	15 -	1:02.105	+ 2.035	14:39:00.425
5 -	1:06.412	+ 6.342	14:26:43.642	16 -	1:01.806	+ 1.736	14:40:02.231
6 -	1:05.823	+ 5.753	14:27:49.465	17 -	1:01.315	+ 1.245	14:41:03.546
7 -	1:23.870	+ 23.800	14:29:13.335	18 -	1:01.032	+ 0.962	14:42:04.578
8 -	1:29.081	+ 29.011	14:30:42.416	19 -	1:01.047	+ 0.977	14:43:05.625
9 -	1:30.463	+ 30.393	14:32:12.879	20 -	1:01.061	+ 0.991	14:44:06.686
10 -	1:25.271	+ 25.201	14:33:38.150	21 -	1:00.269	+ 0.199	14:45:06.955
11 -	1:04.630	+ 4.560	14:34:42.780	22 -	1:00.070		14:46:07.025
29	Daniil KVIAT (RUS)			Koironen Bros Motorsport			
1 -	1:14.354	+ 15.796	14:20:55.570	12 -	1:02.108	+ 3.550	14:35:34.351
2 -	1:32.029	+ 33.471	14:22:27.599	13 -	1:02.738	+ 4.180	14:36:37.089
3 -	1:36.969	+ 38.411	14:24:04.568	14 -	1:00.859	+ 2.301	14:37:37.948
4 -	1:23.458	+ 24.900	14:25:28.026	15 -	1:00.293	+ 1.735	14:38:38.241
5 -	1:04.080	+ 5.522	14:26:32.106	16 -	1:00.212	+ 1.654	14:39:38.453
6 -	1:02.723	+ 4.165	14:27:34.829	17 -	59.302	+ 0.744	14:40:37.755
7 -	1:28.381	+ 29.823	14:29:03.210	18 -	58.917	+ 0.359	14:41:36.672
8 -	1:30.679	+ 32.121	14:30:33.889	19 -	58.588	+ 0.030	14:42:35.260
9 -	1:29.004	+ 30.446	14:32:02.893	20 -	58.624	+ 0.066	14:43:33.884
10 -	1:26.399	+ 27.841	14:33:29.292	21 -	58.558		14:44:32.442
11 -	1:02.951	+ 4.393	14:34:32.243	22 -	1:01.925	+ 3.367	14:45:34.367
36	Alex LYNN (GBR)			Fortec Motorsport			
1 -	1:11.621	+ 13.285	14:20:52.837	12 -	1:02.185	+ 3.849	14:35:33.188
2 -	1:31.841	+ 33.505	14:22:24.678	13 -	1:01.561	+ 3.225	14:36:34.749
3 -	1:36.785	+ 38.449	14:24:01.463	14 -	1:00.902	+ 2.566	14:37:35.651
4 -	1:24.765	+ 26.429	14:25:26.228	15 -	1:00.280	+ 1.944	14:38:35.931
5 -	1:03.349	+ 5.013	14:26:29.577	16 -	59.771	+ 1.435	14:39:35.702
6 -	1:02.959	+ 4.623	14:27:32.536	17 -	59.336	+ 1.000	14:40:35.038
7 -	1:28.576	+ 30.240	14:29:01.112	18 -	59.095	+ 0.759	14:41:34.133
8 -	1:31.324	+ 32.988	14:30:32.436	19 -	59.007	+ 0.671	14:42:33.140
9 -	1:29.017	+ 30.681	14:32:01.453	20 -	59.224	+ 0.888	14:43:32.364
10 -	1:27.227	+ 28.891	14:33:28.680	21 -	58.336		14:44:30.700
11 -	1:02.323	+ 3.987	14:34:31.003	22 -	58.806	+ 0.470	14:45:29.506
41	Luke WRIGHT (GBR)			MGR Motorsport			
1 -	1:15.776	+ 17.091	14:20:56.992	12 -	1:01.849	+ 3.164	14:35:35.566
2 -	1:31.385	+ 32.700	14:22:28.377	13 -	1:03.800	+ 5.115	14:36:39.366
3 -	1:36.801	+ 38.116	14:24:05.178	14 -	1:01.094	+ 2.409	14:37:40.460
4 -	1:23.424	+ 24.739	14:25:28.602	15 -	1:00.490	+ 1.805	14:38:40.950
5 -	1:04.695	+ 6.010	14:26:33.297	16 -	59.775	+ 1.090	14:39:40.725
6 -	1:02.558	+ 3.873	14:27:35.855	17 -	59.911	+ 1.226	14:40:40.636
7 -	1:28.799	+ 30.114	14:29:04.654	18 -	58.850	+ 0.165	14:41:39.486
8 -	1:30.865	+ 32.180	14:30:35.519	19 -	58.940	+ 0.255	14:42:38.426
9 -	1:29.156	+ 30.471	14:32:04.675	20 -	58.685		14:43:37.111
10 -	1:25.229	+ 26.544	14:33:29.904	21 -	59.172	+ 0.487	14:44:36.283
11 -	1:03.813	+ 5.128	14:34:33.717	22 -	1:00.578	+ 1.893	14:45:36.861

Weather / Track : Bright / Drying

Pembrey
Circuit Length = 1.4560 miles
Start: 14:19 End: 14:46

2010 Michelin Formula Renault UK Winter Cup - Round 6

RACE 4 - LAP ANALYSIS

42	Jordan KING (GBR)			Manor Competition			
1 -	1:18.380	+ 18.577	14:20:59.596	12 -	1:03.670	+ 3.867	14:35:42.414
2 -	1:32.544	+ 32.741	14:22:32.140	13 -	1:02.840	+ 3.037	14:36:45.254
3 -	1:37.441	+ 37.638	14:24:09.581	14 -	1:31.667	+ 31.864	14:38:16.921
4 -	1:22.508	+ 22.705	14:25:32.089	15 -	1:01.901	+ 2.098	14:39:18.822
5 -	1:04.953	+ 5.150	14:26:37.042	16 -	1:03.376	+ 3.573	14:40:22.198
6 -	1:04.192	+ 4.389	14:27:41.234	17 -	1:01.376	+ 1.573	14:41:23.574
7 -	1:26.656	+ 26.853	14:29:07.890	18 -	1:02.695	+ 2.892	14:42:26.269
8 -	1:30.552	+ 30.749	14:30:38.442	19 -	1:01.771	+ 1.968	14:43:28.040
9 -	1:30.403	+ 30.600	14:32:08.845	20 -	1:00.087	+ 0.284	14:44:28.127
10 -	1:24.653	+ 24.850	14:33:33.498	21 -	59.803		14:45:27.930
11 -	1:05.246	+ 5.443	14:34:38.744				
43	David WAGNER (GBR)			B Hillspeed			
1 -	1:27.348	+ 26.671	14:21:08.564	12 -	1:02.404	+ 1.727	14:35:42.038
2 -	1:32.916	+ 32.239	14:22:41.480	13 -	1:01.077	+ 0.400	14:36:43.115
3 -	1:35.928	+ 35.251	14:24:17.408	14 -	1:00.812	+ 0.135	14:37:43.927
4 -	1:24.226	+ 23.549	14:25:41.634	15 -	1:01.748	+ 1.071	14:38:45.675
5 -	1:04.169	+ 3.492	14:26:45.803	16 -	1:01.301	+ 0.624	14:39:46.976
6 -	1:02.583	+ 1.906	14:27:48.386	17 -	1:01.167	+ 0.490	14:40:48.143
7 -	1:24.192	+ 23.515	14:29:12.578	18 -	1:01.155	+ 0.478	14:41:49.298
8 -	1:29.860	+ 29.183	14:30:42.438	19 -	1:01.313	+ 0.636	14:42:50.611
9 -	1:30.053	+ 29.376	14:32:12.491	20 -	1:01.594	+ 0.917	14:43:52.205
10 -	1:24.514	+ 23.837	14:33:37.005	21 -	1:00.677		14:44:52.882
11 -	1:02.629	+ 1.952	14:34:39.634	22 -	1:01.114	+ 0.437	14:45:53.996
44	Oliver ROWLAND (GBR)			CRS Racing			
1 -	1:16.888	+ 18.374	14:20:58.104	12 -	58.514		14:35:26.636
2 -	1:32.317	+ 33.803	14:22:30.421	13 -	58.730	+ 0.216	14:36:25.366
3 -	1:36.832	+ 38.318	14:24:07.253	14 -	58.794	+ 0.280	14:37:24.160
4 -	1:22.760	+ 24.246	14:25:30.013	15 -	58.828	+ 0.314	14:38:22.988
5 -	1:01.315	+ 2.801	14:26:31.328	16 -	58.879	+ 0.365	14:39:21.867
6 -	1:00.031	+ 1.517	14:27:31.359	17 -	59.001	+ 0.487	14:40:20.868
7 -	1:29.140	+ 30.626	14:29:00.499	18 -	59.030	+ 0.516	14:41:19.898
8 -	1:30.914	+ 32.400	14:30:31.413	19 -	58.894	+ 0.380	14:42:18.792
9 -	1:29.146	+ 30.632	14:32:00.559	20 -	59.158	+ 0.644	14:43:17.950
10 -	1:27.468	+ 28.954	14:33:28.027	21 -	58.639	+ 0.125	14:44:16.589
11 -	1:00.095	+ 1.581	14:34:28.122	22 -	58.985	+ 0.471	14:45:15.574
46	Roman BEREGECH (RUS)			B Fortec Motorsport			
1 -	1:25.464	+ 25.874	14:21:06.680	12 -	1:02.968	+ 3.378	14:35:47.401
2 -	1:33.347	+ 33.757	14:22:40.027	13 -	1:02.733	+ 3.143	14:36:50.134
3 -	1:35.627	+ 36.037	14:24:15.654	14 -	1:02.196	+ 2.606	14:37:52.330
4 -	1:24.698	+ 25.108	14:25:40.352	15 -	1:02.969	+ 3.379	14:38:55.299
5 -	1:05.987	+ 6.397	14:26:46.339	16 -	1:03.134	+ 3.544	14:39:58.433
6 -	1:04.382	+ 4.792	14:27:50.721	17 -	1:02.795	+ 3.205	14:41:01.228
7 -	1:24.167	+ 24.577	14:29:14.888	18 -	1:01.436	+ 1.846	14:42:02.664
8 -	1:28.529	+ 28.939	14:30:43.417	19 -	1:00.290	+ 0.700	14:43:02.954
9 -	1:30.621	+ 31.031	14:32:14.038	20 -	1:00.620	+ 1.030	14:44:03.574
10 -	1:25.224	+ 25.634	14:33:39.262	21 -	1:00.248	+ 0.658	14:45:03.822
11 -	1:05.171	+ 5.581	14:34:44.433	22 -	59.590		14:46:03.412
47	Felix SERRALLES (USA)			I Fortec Motorsport			
1 -	1:26.206	+ 19.021	14:21:07.422	4 -	1:25.241	+ 18.056	14:25:41.441
2 -	1:33.193	+ 26.008	14:22:40.615	5 -	1:07.185		14:26:48.626
3 -	1:35.585	+ 28.400	14:24:16.200				
55	Robert FOSTER-JONES (GBR)			CRS Racing			
1 -	1:19.901	+ 20.851	14:21:01.117	12 -	1:14.587	+ 15.537	14:35:53.750
2 -	1:33.226	+ 34.176	14:22:34.343	13 -	1:01.383	+ 2.333	14:36:55.133
3 -	1:36.841	+ 37.791	14:24:11.184	14 -	1:02.237	+ 3.187	14:37:57.370
4 -	1:23.630	+ 24.580	14:25:34.814	15 -	1:00.863	+ 1.813	14:38:58.233

Weather / Track : Bright / Drying

Pembrey
Circuit Length = 1.4560 miles
Start: 14:19 End: 14:46

2010 Michelin Formula Renault UK Winter Cup - Round 6

RACE 4 - LAP ANALYSIS

5 -	1:07.244	+ 8.194	14:26:42.058	16 -	1:00.645	+ 1.595	14:39:58.878
6 -	1:03.104	+ 4.054	14:27:45.162	17 -	1:01.896	+ 2.846	14:41:00.774
7 -	1:25.260	+ 26.210	14:29:10.422	18 -	1:00.307	+ 1.257	14:42:01.081
8 -	1:30.165	+ 31.115	14:30:40.587	19 -	59.370	+ 0.320	14:43:00.451
9 -	1:30.283	+ 31.233	14:32:10.870	20 -	59.876	+ 0.826	14:44:00.327
10 -	1:24.509	+ 25.459	14:33:35.379	21 -	59.210	+ 0.160	14:44:59.537
11 -	1:03.784	+ 4.734	14:34:39.163	22 -	59.050		14:45:58.587
56	Josh WEBSTER (GBR)			B Fortec Motorsport			
1 -	1:24.240	+ 25.347	14:21:05.456	12 -	1:03.448	+ 4.555	14:35:46.771
2 -	1:34.058	+ 35.165	14:22:39.514	13 -	1:02.199	+ 3.306	14:36:48.970
3 -	1:35.683	+ 36.790	14:24:15.197	14 -	1:02.334	+ 3.441	14:37:51.304
4 -	1:24.342	+ 25.449	14:25:39.539	15 -	1:01.383	+ 2.490	14:38:52.687
5 -	1:04.825	+ 5.932	14:26:44.364	16 -	1:00.931	+ 2.038	14:39:53.618
6 -	1:05.620	+ 6.727	14:27:49.984	17 -	1:00.926	+ 2.033	14:40:54.544
7 -	1:24.149	+ 25.256	14:29:14.133	18 -	1:00.447	+ 1.554	14:41:54.991
8 -	1:28.602	+ 29.709	14:30:42.735	19 -	59.768	+ 0.875	14:42:54.759
9 -	1:30.785	+ 31.892	14:32:13.520	20 -	59.502	+ 0.609	14:43:54.261
10 -	1:25.090	+ 26.197	14:33:38.610	21 -	58.893		14:44:53.154
11 -	1:04.713	+ 5.820	14:34:43.323	22 -	1:01.751	+ 2.858	14:45:54.905
66	Joni WIMAN (FIN)			Fortec Motorsport			
1 -	1:17.602	+ 18.807	14:20:58.818	12 -	1:02.734	+ 3.939	14:35:38.289
2 -	1:32.844	+ 34.049	14:22:31.662	13 -	1:02.374	+ 3.579	14:36:40.663
3 -	1:36.682	+ 37.887	14:24:08.344	14 -	1:01.669	+ 2.874	14:37:42.332
4 -	1:23.514	+ 24.719	14:25:31.858	15 -	1:00.428	+ 1.633	14:38:42.760
5 -	1:04.377	+ 5.582	14:26:36.235	16 -	1:00.646	+ 1.851	14:39:43.406
6 -	1:03.365	+ 4.570	14:27:39.600	17 -	1:00.321	+ 1.526	14:40:43.727
7 -	1:26.657	+ 27.862	14:29:06.257	18 -	59.827	+ 1.032	14:41:43.554
8 -	1:30.412	+ 31.617	14:30:36.669	19 -	59.937	+ 1.142	14:42:43.491
9 -	1:29.386	+ 30.591	14:32:06.055	20 -	59.326	+ 0.531	14:43:42.817
10 -	1:25.352	+ 26.557	14:33:31.407	21 -	58.795		14:44:41.612
11 -	1:04.148	+ 5.353	14:34:35.555	22 -	1:01.484	+ 2.689	14:45:43.096

Weather / Track : Bright / Drying

Pembrey
Circuit Length = 1.4560 miles
Start: 14:19 End: 14:46