



BLAUPUNKT SEAT CUPRA

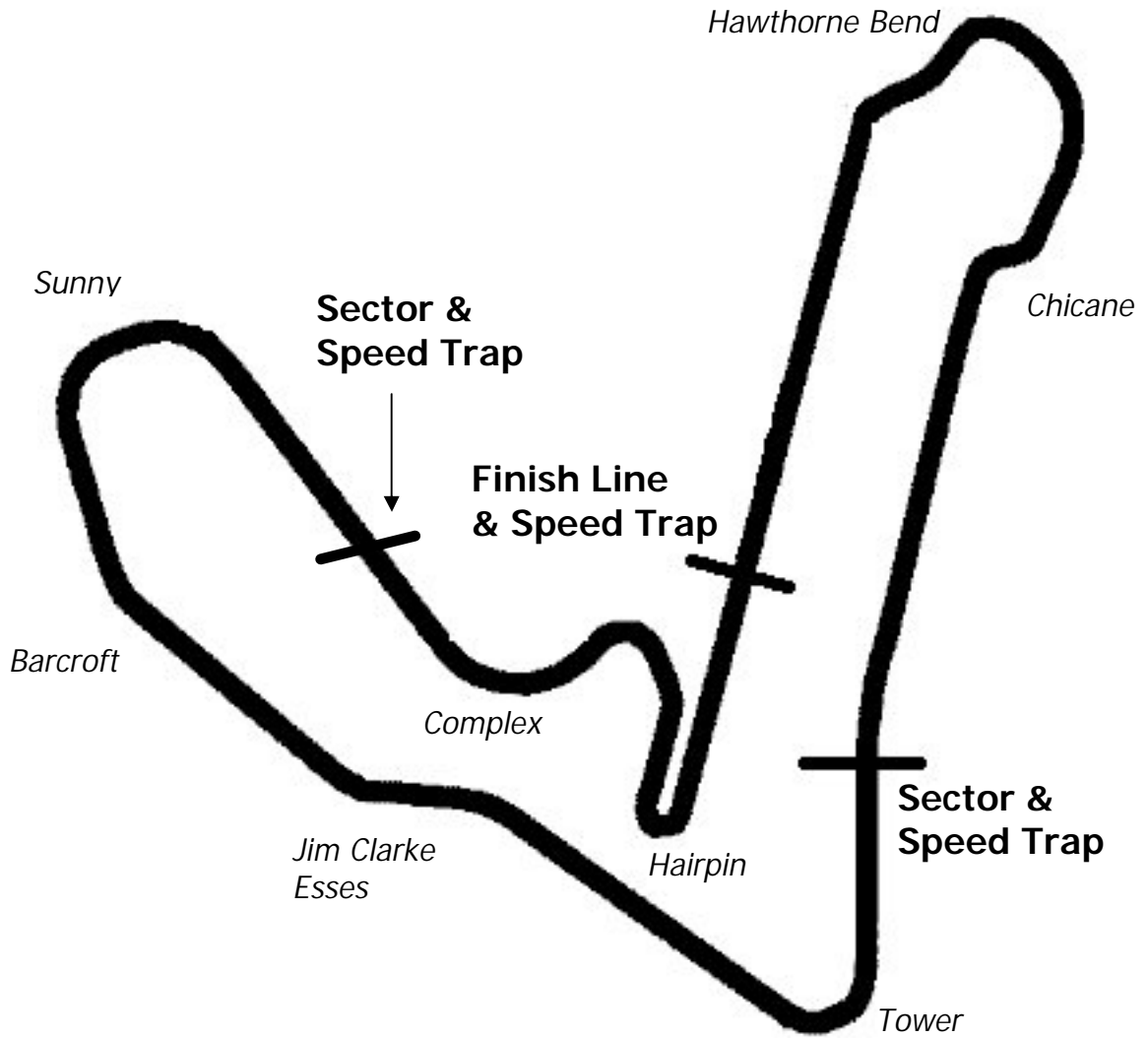
**Rounds 7 & 8
Croft**

2nd & 3rd June 2007



Results Provided by MST Sports Timing Ltd
www.msttiming.com

CROFT



Circuit Length – 2.127 miles

Blaupunkt SEAT Cupra Championship

QUALIFYING - ROUND 7 - CLASSIFICATION

POS	NO	CL	NAME	NAT	ENTRY	TIME	ON	LAPS	GAP	DIFF	MPH
1	4		Jonathan ADAM	GBR	Total Control Racing	1:27.631	3	4			87.30
2	10		Oli WILKINSON	GBR	Sureterm Direct/CMS Motorsport	1:28.278	4	7	0.647	0.647	86.66
3	2		Carl BREEZE	GBR	Blue Chip/CMS Motorsport	1:28.354	6	7	0.723	0.076	86.58
4	23		Fulvio MUSSI	GBR	Total Control Racng	1:28.366	5	9	0.735	0.012	86.57
5	3		Ray MACDOWALL	GBR	Total Control Racing	1:28.732	4	6	1.101	0.366	86.21
6	9		Gareth NIXON	GBR	Nixon Motorsport	1:28.918	7	8	1.287	0.186	86.03
7	7		Daniel WELCH	GBR	Marriott/Welch Motorsport	1:28.931	9	9	1.300	0.013	86.02
8	8		Neil WATERWORTH	GBR	Total Control Racing	1:29.019	4	8	1.388	0.088	85.94
9	12		Alan BLENCOWE	GBR	Triple R	1:29.062	8	8	1.431	0.043	85.89
10	70		Stewart WHYTE	GBR	SWR	1:29.361	7	8	1.730	0.299	85.61
11	5		Liam McMILLAN	GBR	Maxtreme	1:30.803	4	7	3.172	1.442	84.25
12	32	R	Ian CHURCHILL	GBR	Churchill Motorsport	1:31.006	4	4	3.375	0.203	84.06
13	44	R	Freddy NORDSTROM	SWE	Advent Motorsport	1:31.823	3	5	4.192	0.817	83.31
14	77	R	Harry VAULKHARD	GBR	Volkis Boozer'z/Triple R	1:32.229	7	7	4.598	0.406	82.94
15	11	R	Mike DOBLE	GBR	Doble Motorsports	1:32.412	8	8	4.781	0.183	82.78
16	36	R	Eric BAILEY	GBR	Startline Services/ABRA	1:32.778	8	8	5.147	0.366	82.45
17	14	R	Adrian CHURCHILL	GBR	Churchill Motorsport	1:33.021	2	2	5.390	0.243	82.24
18	69	R	Tim BEVAN	GBR	Pyro Motorsport	1:33.452	4	9	5.821	0.431	81.86
19	15	R	Andy SETTERFIELD	GBR	CMS Motorsport	1:36.003	11	11	8.372	2.551	79.68
20	16	R	James MORGAN	GBR	CMS Motorsport	1:38.079	9	9	10.448	2.076	78.00
21	27	R	Kristian WAITE	GBR	Second Time Round	1:44.926	1	1	17.295	6.847	72.91

Weather / Track : Sunny / Dry

These results are provisional until the conclusion of any judicial and technical matters.

Croft
Circuit Length = 2.1251 miles
Start: 10:47 End: 11:09

Clerk of Course :	Timekeeper :
-------------------	--------------

Blaupunkt SEAT Cupra Championship

QUALIFYING - ROUND 7 - SECTOR ANALYSIS

2	Carl BREEZE	Blue Chip/CMS Motorsport													
1	Out 108.4	37.027	101.2	25.990	97.7	1:32.574	5	Out 103.2	41.657	80.5	29.185	97.4	1:39.042		
2	27.301	113.4	36.153	100.0	25.023	96.7	1:28.477	6	26.952	114.5	36.405	100.6	24.997	96.4	1:28.354
3	28.856	111.3	37.039	75.7	5:31.638	0.2	1:34.044	7	27.078	115.5	36.251	99.9	25.147	96.3	1:28.476
4	113.9	39.831	80.2	In			5:15.082 P	8							
3	Ray MACDOWALL	Total Control Racing													
1	32.918	91.9	42.156	94.7	In		4:47.439 P	4	27.158	114.5	36.564	100.8	25.010	97.8	1:28.732
2	Out	95.3	38.854	75.7	27.230	98.1	1:35.837	5	27.217	114.3	37.060	100.6	25.710	97.0	1:29.987
3	27.773	108.4	37.682	96.4	25.679	98.8	1:31.134	6	27.350	113.4	36.853	99.4	25.486	98.0	1:29.689
4	Jonathan ADAM	Total Control Racing													
1	34.284	81.1	44.783	76.9	In		5:03.152 P	3	26.898	116.7	35.916	100.9	24.817	97.8	1:27.631
2	Out	106.9	39.009	81.9	27.551	97.4	1:36.071	4	26.935	115.5	35.973	100.6	25.026	97.3	1:27.934
5	Liam McMILLAN	Maxtreme													
1	34.972	66.7	44.603	92.9	26.029	98.0	1:45.604	5	27.590	115.5	37.226	99.0	4:11.189	0.3	1:30.960
2	28.605	112.0	38.737	94.3	25.887	97.1	1:33.229	6		91.7	46.396	88.5	In		3:58.400 P
3	30.064	106.2	37.763	98.7	25.445	97.3	1:33.272	7	Out	112.4	37.489	98.8	25.491	97.4	1:30.600
4	27.818	113.2	37.091	98.8	25.894	96.6	1:30.803	8							
7	Daniel WELCH	Marriott/Welch Motorsport													
1	29.203	110.4	39.578	90.1	29.848	98.0	1:38.629	6		108.2	40.438	92.7	In		2:38.159 P
2	28.198	110.9	37.002	101.1	25.354	97.7	1:30.554	7	Out	111.5	39.925	92.7	25.942	98.0	1:33.320
3	32.290	108.6	39.879	95.7	27.436	97.1	1:39.605	8	28.945	105.5	39.418	96.8	25.672	98.3	1:34.035
4	27.667	112.4	36.779	100.3	2:14.120	0.6	1:29.723	9	27.346	114.1	36.329	98.4	25.256	97.4	1:28.931
5	107.2	38.659	96.3	4:57.072			4:17.325 P	10							
8	Neil WATERWORTH	Total Control Racing													
1	34.372	78.8	44.908	75.2	In		4:57.269 P	5	31.589	106.4	40.621	85.5	27.539	96.4	1:39.749
2	Out	104.9	38.789	74.9	28.069	95.6	1:41.747	6	31.361	98.8	40.574	95.9	26.449	96.8	1:38.384
3	27.096	113.4	37.880	97.4	26.036	96.8	1:31.012	7	27.433	114.3	43.302	82.2	27.865	97.1	1:38.600
4	27.280	113.0	36.528	100.9	25.211	95.7	1:29.019	8	27.296	113.9	36.794	100.0	25.254	96.3	1:29.344
9	Gareth NIXON	Nixon Motorsport													
1	34.225	89.6	43.712	85.7	In		5:45.076 P	5		115.5	37.291	97.8	In		1:56.127 P
2	Out	97.0	40.909	90.9	2:19.360	0.6	1:44.978	6	Out	81.1	46.873	92.9	25.918	97.0	1:58.228
3		114.5	39.172	91.3	In		2:03.952 P	7	26.927	114.9	36.670	100.9	25.321	96.7	1:28.918
4	Out	107.7	49.770	62.8	2:11.572	0.6	1:55.642	8	27.297	113.7	36.614	99.6	25.398	97.3	1:29.309
10	Oli WILKINSON	Sureterm Direct/CMS Motorsport													
1	29.471	110.9	40.328	87.6	In		3:44.586 P	5	39.190	63.4	51.489	64.0	29.698	97.8	2:00.377
2	Out	83.4	37.649	99.6	25.844	96.1	1:46.292	6	34.448	73.0	46.645	78.4	In		4:36.874 P
3	31.397	70.8	48.610	90.0	27.491	97.5	1:47.498	7	Out	111.7	37.873	94.8	27.448	97.8	1:44.487
4	27.024	114.9	36.240	100.5	25.014	96.7	1:28.278	8							
11	Mike DOBLE	Doble Motorsports													
1	33.379	95.6	44.802	78.7	In		5:19.506 P	5	30.415	104.0	41.298	75.9	29.532	89.0	1:41.245
2	Out	84.0	44.164	90.9	30.890	89.8	1:47.565	6	28.555	110.0	38.217	95.1	26.745	90.0	1:33.517
3	46.381	71.9	41.696	94.0	28.168	90.4	1:56.245	7	28.802	108.8	37.990	96.4	26.154	91.1	1:32.946
4	29.184	105.4	41.458	93.7	28.784	89.2	1:39.426	8	28.330	109.8	37.876	95.9	26.206	90.6	1:32.412
12	Alan BLENCOWE	Triple R													
1	Out	105.7	38.750	97.8	26.119	95.7	1:35.160	5	27.401	113.4	36.860	99.3	25.361	94.8	1:29.622
2	35.046	103.4	38.210	97.5	26.307	95.1	1:39.563	6	31.770	95.6	42.268	91.1	In		5:37.425 P
3	27.548	111.8	37.054	98.8	25.125	94.4	1:29.727	7	Out	111.8	37.261	99.9	25.430	95.3	1:35.355
4	27.277	113.9	36.946	99.9	26.180	95.5	1:30.403	8	27.275	113.4	36.724	97.5	25.063	94.9	1:29.062
14	Adrian CHURCHILL	Churchill Motorsport													
1	30.641	105.7	40.119	93.9	27.384	91.7	1:38.144	2	28.850	106.2	38.088	95.5	26.083	90.8	1:33.021

Croft
Circuit Length = 2.1251 miles
Start: 10:47 End: 11:09

Weather / Track : Sunny / Dry

Blaupunkt SEAT Cupra Championship
QUALIFYING - ROUND 7 - SECTOR ANALYSIS

15	Andy SETTERFIELD					CMS Motorsport									
1	34.974	94.9	44.778	87.8	29.394	87.7	1:49.146	7	30.128	106.2	40.687	91.8	27.012	90.0	1:37.827
2	31.659	103.9	42.470	86.0	28.767	90.3	1:42.896	8	29.941	107.7	39.703	94.0	26.764	90.2	1:36.408
3	32.651	97.5	42.417	88.5	28.173	87.3	1:43.241	9	30.122	106.7	39.955	94.8	26.825	89.5	1:36.902
4	30.683	105.4	40.985	77.9	28.387	89.6	1:40.055	10	29.876	105.8	39.945	92.9	27.044	91.3	1:36.865
5	29.985	105.8	40.367	91.9	27.761	89.5	1:38.113	11	29.573	107.5	39.553	92.2	26.877	90.6	1:36.003
6	30.404	104.5	41.000	86.7	27.607	90.4	1:39.011	12							
16	James MORGAN					CMS Motorsport									
1	34.613	73.8	49.068	72.9	29.917	92.1	1:53.598	6		80.9	46.338	80.1	In		2:39.978 P
2	32.902	102.0	44.421	90.0	29.337	91.6	1:46.660	7	Out	102.6	40.629	94.7	In		3:46.961 P
3	35.244	68.9	44.932	65.6	28.886	92.2	1:49.062	8	Out	101.8	47.872	88.4	26.979	91.8	1:49.336
4	30.543	105.4	41.392	72.7	30.288	88.4	1:42.223	9	29.990	107.9	40.871	93.3	27.218	91.3	1:38.079
5	30.666	103.4	41.968	90.8	2:55.064	0.5	1:40.444	10							
23	Fulvio MUSSI					Total Control Racng									
1	39.931	61.6	55.457	63.2	32.159	89.1	2:07.547	6	34.136	77.9	48.511	67.6	26.740	98.0	1:49.387
2	34.455	88.2	44.724	88.7	In		4:19.347 P	7	26.932	114.3	36.380	98.4	25.132	96.3	1:28.444
3	Out	100.2	43.557	71.4	31.296	97.1	1:47.230	8	34.063	71.6	46.131	79.3	28.189	98.0	1:48.383
4	27.533	112.2	53.104	60.0	31.598	97.1	1:52.235	9	27.197	113.4	36.327	99.9	24.976	96.8	1:28.500
5	27.248	113.4	36.108	101.2	25.010	98.0	1:28.366	10							
27	Kristian WAITE					Second Time Round									
1	32.783	100.5	43.415	90.7	28.728	90.6	1:44.926	2							
32	Ian CHURCHILL					Churchill Motorsport									
1	31.268	100.8	57.912	59.6	30.553	91.1	1:59.733	3	32.216	102.3	41.947	89.2	28.718	93.5	1:42.881
2	29.756	107.2	38.315	97.8	26.352	92.6	1:34.423	4	28.313	111.1	37.168	97.5	25.525	94.0	1:31.006
36	Eric BAILEY					Startline Services/ABRA									
1	32.315	96.3	43.316	78.1	28.478	90.7	1:44.109	5	28.770	109.7	38.646	94.1	25.983	94.8	1:33.399
2	29.904	100.2	41.813	88.1	27.238	94.1	1:38.955	6	28.455	113.0	38.261	95.3	26.418	93.9	1:33.134
3	35.058	86.9	46.944	69.7	In		5:18.877 P	7	32.809	93.6	45.480	89.8	28.032	94.1	1:46.321
4	Out	108.1	39.173	93.3	26.659	94.0	1:36.814	8	28.395	112.4	38.057	94.3	26.326	93.1	1:32.778
44	Freddy NORDSTROM					Advent Motorsport									
1	50.381	53.4	48.379	85.2	In		5:30.713 P	4	32.035	94.1	42.390	84.3	In		4:48.197 P
2	Out	95.6	41.693	90.7	29.466	93.1	1:42.196	5	Out	97.3	44.550	65.3	29.508	78.7	1:46.692
3	28.316	112.2	37.727	97.1	25.780	93.2	1:31.823	6							
69	Tim BEVAN					Pyro Motorsport									
1	32.432	100.5	41.658	95.2	28.181	91.8	1:42.271	6	36.202	71.8	50.440	76.2	In		3:49.804 P
2	31.269	102.8	41.328	92.6	27.121	92.7	1:39.718	7	Out	102.8	39.234	92.9	26.943	92.8	1:36.632
3	29.372	107.5	38.918	94.5	26.482	93.3	1:34.772	8	28.511	109.8	38.669	96.6	26.650	90.9	1:33.830
4	28.879	110.2	38.109	95.7	26.464	92.9	1:33.452	9	29.099	108.9	39.005	95.6	26.741	91.2	1:34.845
5	28.656	109.7	38.723	95.7	26.379	92.9	1:33.758	10							
70	Stewart WHYTE					SWR									
1	29.646	111.8	41.263	99.7	27.943	97.4	1:38.852	5	27.306	115.9	38.661	96.0	In		4:29.673 P
2	27.919	113.6	37.789	96.8	2:15.838	0.6	1:31.119	6	Out	108.9	39.098	97.0	26.157	97.0	1:35.420
3		115.3	38.725	99.1	In		3:36.176 P	7	27.460	114.3	36.671	101.2	25.230	97.7	1:29.361
4	Out	98.4	42.270	87.8	26.378	96.8	1:39.001	8	27.331	114.9	36.575	100.6	25.811	96.6	1:29.717
77	Harry VAULKHARD					Volkis Boozer'z/Triple R									
1	31.980	101.7	40.972	93.3	26.438	92.9	1:39.390	5	Out	96.7	43.154	93.6	27.082	92.3	1:41.116
2	29.000	108.4	38.511	97.0	26.053	93.5	1:33.564	6	29.671	102.1	40.919	91.7	26.437	93.7	1:37.027
3	29.896	106.2	38.687	95.7	9:52.610	0.1	1:36.322	7	28.534	110.7	38.027	96.1	25.668	92.6	1:32.229
4		68.5	48.527	65.4	In		9:39.346 P	8							

Croft
Circuit Length = 2.1251 miles
Start: 10:47 End: 11:09

Weather / Track : Sunny / Dry

Blaupunkt SEAT Cupra Championship
QUALIFYING - ROUND 7 - SPEED TRAPS

SECTOR 1				SECTOR 2			FINISH LINE			
POS	NO	NAME	MPH	NO	NAME	MPH	NO	NAME	MPH	
1	4	Jonathan ADAM	116.7	2	Carl BREEZE	101.2	3	Ray MACDOWALL	98.8	
2	10	Oli WILKINSON	115.9	23	Fulvio MUSSI	101.2	7	Daniel WELCH	98.3	
3	70	Stewart WHYTE	115.9	70	Stewart WHYTE	101.2	5	Liam McMILLAN	98.0	
4	2	Carl BREEZE	115.5	7	Daniel WELCH	101.1	23	Fulvio MUSSI	98.0	
5	5	Liam McMILLAN	115.5	4	Jonathan ADAM	100.9	4	Jonathan ADAM	97.8	
6	9	Gareth NIXON	115.5	8	Neil WATERWORTH	100.9	10	Oli WILKINSON	97.8	
7	3	Ray MACDOWALL	114.5	9	Gareth NIXON	100.9	2	Carl BREEZE	97.7	
8	8	Neil WATERWORTH	114.3	3	Ray MACDOWALL	100.8	70	Stewart WHYTE	97.7	
9	23	Fulvio MUSSI	114.3	10	Oli WILKINSON	100.5	9	Gareth NIXON	97.4	
10	7	Daniel WELCH	114.1	12	Alan BLENCOWE	99.9	8	Neil WATERWORTH	97.1	
11	12	Alan BLENCOWE	113.9	5	Liam McMILLAN	99.0	12	Alan BLENCOWE	95.7	
12	36	Eric BAILEY	113.0	32	Ian CHURCHILL	97.8	36	Eric BAILEY	94.8	
13	44	Freddy NORDSTROM	112.2	44	Freddy NORDSTROM	97.1	32	Ian CHURCHILL	94.0	
14	32	Ian CHURCHILL	111.1	77	Harry VAULKHARD	97.0	77	Harry VAULKHARD	93.9	
15	77	Harry VAULKHARD	110.7	69	Tim BEVAN	96.6	69	Tim BEVAN	93.3	
16	69	Tim BEVAN	110.2	11	Mike DOBLE	96.4	44	Freddy NORDSTROM	93.2	
17	11	Mike DOBLE	110.0	14	Adrian CHURCHILL	95.5	16	James MORGAN	92.2	
18	16	James MORGAN	107.9	36	Eric BAILEY	95.3	14	Adrian CHURCHILL	91.7	
19	15	Andy SETTERFIELD	107.7	15	Andy SETTERFIELD	94.8	15	Andy SETTERFIELD	91.3	
20	14	Adrian CHURCHILL	106.2	16	James MORGAN	94.7	11	Mike DOBLE	91.1	
21	27	Kristian WAITE	100.5	27	Kristian WAITE	90.7	27	Kristian WAITE	90.6	


Blaupunkt SEAT Cupra Championship

QUALIFYING - ROUND 7 - BEST SECTOR TIMES

SECTOR 1			SECTOR 2			SECTOR 3			IDEAL / BEST COMPARISON						
POS	NO	NAME	TIME	NO	NAME	TIME	NO	NAME	TIME	POS	NO	NAME	IDEAL	BEST	DIFF
1	4	ADAM	26.898	4	ADAM	35.916	4	ADAM	24.817	1	4	ADAM	1:27.631	1:27.631	0.000
2	9	NIXON	26.927	23	MUSSI	36.108	23	MUSSI	24.976	2	23	MUSSI	1:28.016	1:28.366	0.350
3	23	MUSSI	26.932	2	BREEZE	36.153	2	BREEZE	24.997	3	2	BREEZE	1:28.102	1:28.354	0.252
4	2	BREEZE	26.952	10	WILKINSON	36.240	3	MACDOWALL	25.010	4	10	WILKINSON	1:28.218	1:28.278	0.060
5	10	WILKINSON	26.964	7	WELCH	36.329	10	WILKINSON	25.014	5	3	MACDOWALL	1:28.732	1:28.732	0.000
6	8	WATERWORTH	27.096	8	WATERWORTH	36.528	12	BLENCOWE	25.063	6	8	WATERWORTH	1:28.835	1:29.019	0.184
7	3	MACDOWALL	27.158	3	MACDOWALL	36.564	8	WATERWORTH	25.211	7	9	NIXON	1:28.862	1:28.918	0.056
8	12	BLENCOWE	27.275	70	WHYTE	36.575	70	WHYTE	25.230	8	7	WELCH	1:28.931	1:28.931	0.000
9	70	WHYTE	27.306	9	NIXON	36.614	7	WELCH	25.256	9	12	BLENCOWE	1:29.062	1:29.062	0.000
10	7	WELCH	27.346	12	BLENCOWE	36.724	9	NIXON	25.321	10	70	WHYTE	1:29.111	1:29.361	0.250
11	5	McMILLAN	27.590	5	McMILLAN	37.091	5	McMILLAN	25.445	11	5	McMILLAN	1:30.126	1:30.803	0.677
12	32	CHURCHILL	28.313	32	CHURCHILL	37.168	32	CHURCHILL	25.525	12	32	CHURCHILL	1:31.006	1:31.006	0.000
13	44	NORDSTROM	28.316	44	NORDSTROM	37.727	77	VAULKHARD	25.668	13	44	NORDSTROM	1:31.823	1:31.823	0.000
14	11	DOBLE	28.330	11	DOBLE	37.876	44	NORDSTROM	25.780	14	77	VAULKHARD	1:32.229	1:32.229	0.000
15	36	BAILEY	28.395	77	VAULKHARD	38.027	36	BAILEY	25.983	15	11	DOBLE	1:32.360	1:32.412	0.052
16	69	BEVAN	28.511	36	BAILEY	38.057	14	CHURCHILL	26.083	16	36	BAILEY	1:32.435	1:32.778	0.343
17	77	VAULKHARD	28.534	14	CHURCHILL	38.088	11	DOBLE	26.154	17	14	CHURCHILL	1:32.993	1:33.021	0.028
18	14	CHURCHILL	28.822	69	BEVAN	38.109	69	BEVAN	26.379	18	69	BEVAN	1:32.999	1:33.452	0.453
19	15	SETTERFIELD	29.573	15	SETTERFIELD	39.553	15	SETTERFIELD	26.764	19	15	SETTERFIELD	1:35.890	1:36.003	0.113
20	16	MORGAN	29.990	16	MORGAN	40.629	16	MORGAN	26.979	20	16	MORGAN	1:37.598	1:38.079	0.481
21	27	WAITE	32.783	27	WAITE	43.415	27	WAITE	28.728	21	27	WAITE	1:44.926	1:44.926	0.000
												Perfect Lap	1:27.631		

Blaupunkt SEAT Cupra Championship

ROUND 7 - GRID

ROW 11	1:44.926 27 Kristian WAITE		
ROW 10		1:36.003 15 Andy SETTERFIELD	1:38.079 16 James MORGAN
ROW 9	1:33.021 14 Adrian CHURCHILL		1:33.452 69 Tim BEVAN
ROW 8		1:32.412 11 Mike DOBLE	1:32.778 36 Eric BAILEY
ROW 7	1:32.229 77 Harry VAULKHARD		1:29.361 70 Stewart WHYTE
ROW 6		1:31.006 32 Ian CHURCHILL	1:31.823 44 Freddy NORDSTROM
ROW 5	1:29.062 12 Alan BLENCOWE		1:30.803 5 Liam McMILLAN
ROW 4		1:28.931 7 Daniel WELCH	1:29.019 8 Neil WATERWORTH
ROW 3	1:28.732 3 Ray MACDOWALL		1:28.918 9 Gareth NIXON
ROW 2		1:28.354 2 Carl BREEZE	1:28.366 23 Fulvio MUSSI
ROW 1	1:27.631 4 Jonathan ADAM		1:28.278 10 Oli WILKINSON
Pole			
			

Car 70 - moved back 4 grid positions

Weather / Track : Cloudy / Dry

Croft
Circuit Length = 2.1251 miles

Clerk of Course :		Timekeeper :

Blaupunkt SEAT Cupra Championship

QUALIFYING - ROUND 8 - CLASSIFICATION

POS	NO	CL	NAME	NAT	ENTRY	TIME	ON	LAPS	GAP	DIFF	MPH
1	4		Jonathan ADAM	GBR	Total Control Racing	1:27.865	3	4			87.06
2	23		Fulvio MUSSI	GBR	Total Control Racng	1:28.052	4	5	0.187	0.187	86.88
3	2		Carl BREEZE	GBR	Blue Chip/CMS Motorsport	1:28.272	3	4	0.407	0.220	86.66
4	70		Stewart WHYTE	GBR	SWR	1:28.478	3	8	0.613	0.206	86.46
5	8		Neil WATERWORTH	GBR	Total Control Racing	1:28.611	3	5	0.746	0.133	86.33
6	9		Gareth NIXON	GBR	Nixon Motorsport	1:28.719	2	7	0.854	0.108	86.23
7	10		Oli WILKINSON	GBR	Sureterm Direct/CMS Motorsport	1:28.719	6	10	0.854	0.000	86.23
8	7		Daniel WELCH	GBR	Marriott/Welch Motorsport	1:28.885	5	8	1.020	0.166	86.06
9	3		Ray MACDOWALL	GBR	Total Control Racing	1:29.020	3	9	1.155	0.135	85.93
10	12		Alan BLENCOWE	GBR	Triple R	1:29.232	3	6	1.367	0.212	85.73
11	5		Liam McMILLAN	GBR	Maxtreme	1:29.848	2	10	1.983	0.616	85.14
12	32	R	Ian CHURCHILL	GBR	Churchill Motorsport	1:31.151	7	7	3.286	1.303	83.93
13	44	R	Freddy NORDSTROM	SWE	Advent Motorsport	1:32.240	2	2	4.375	1.089	82.93
14	77	R	Harry VAULKHARD	GBR	Volkis Boozer'z/Triple R	1:32.253	7	7	4.388	0.013	82.92
15	69	R	Tim BEVAN	GBR	Pyro Motorsport	1:32.530	3	10	4.665	0.277	82.67
16	11	R	Mike DOBLE	GBR	Doble Motorsports	1:32.673	4	8	4.808	0.143	82.55
17	27	R	Kristian WAITE	GBR	Second Time Round	1:33.491	6	6	5.626	0.818	81.82
18	16	R	James MORGAN	GBR	CMS Motorsport	1:36.766	7	7	8.901	3.275	79.06
19	15	R	Andy SETTERFIELD	GBR	CMS Motorsport	1:37.486	10	11	9.621	0.720	78.47
20	36	R	Eric BAILEY	GBR	Startline Services/ABRA	1:47.702	1	1	19.837	10.216	71.03

Weather / Track : Sunny / Dry

These results are provisional until the conclusion of any judicial and technical matters.

Croft
Circuit Length = 2.1251 miles
Start: 14:39 End: 15:01

Clerk of Course :

Timekeeper :

Blaupunkt SEAT Cupra Championship

QUALIFYING - ROUND 8 - SECTOR ANALYSIS

2	Carl BREEZE				Blue Chip/CMS Motorsport										
1	104.7	38.098	90.1	In	4:09.672 P	3	27.194	113.0	36.202	99.9	24.876	97.3	1:28.272		
2	Out 109.8	40.376	81.1	27.247	97.1	1:35.740	4	27.243	112.8	36.428	100.0	25.042	96.1	1:28.713	
3	Ray MACDOWALL				Total Control Racing										
1	33.021	93.7	42.078	84.6	In	5:22.078 P	6	27.886	112.0	36.932	99.9	25.764	96.8	1:30.582	
2	Out 112.0	44.749	85.5	26.008	97.5	1:39.210	7	28.586	111.7	37.294	99.1	26.007	97.1	1:31.887	
3	27.219	115.1	36.561	100.2	25.240	97.8	1:29.020	8	27.656	114.1	37.155	98.8	25.970	97.0	1:30.781
4	27.491	113.6	36.821	99.7	25.516	97.1	1:29.828	9	31.093	98.0	37.493	96.6	25.594	97.3	1:34.180
5	28.077	110.4	37.026	99.9	25.659	98.1	1:30.762	10							
4	Jonathan ADAM				Total Control Racing										
1	32.444	97.1	40.885	92.4	In	5:35.355 P	3	27.099	115.5	36.086	100.6	24.680	97.4	1:27.865	
2	Out 103.9	39.730	86.3	26.414	98.1	1:39.223	4	27.019	115.9	36.146	100.2	24.938	97.7	1:28.103	
5	Liam McMILLAN				Maxtreme										
1	29.368	93.3	38.392	99.6	25.592	97.3	1:33.352	6	Out 106.9	37.898	97.1	25.638	97.0	1:33.370	
2	27.686	113.2	36.998	98.7	25.164	96.6	1:29.848	7	27.743	114.1	37.199	98.3	25.799	96.7	1:30.741
3	27.856	113.0	37.176	98.0	25.362	96.8	1:30.394	8	28.774	100.9	41.903	86.3	26.845	96.4	1:37.522
4	27.788	114.5	37.154	97.8	25.474	96.4	1:30.416	9	28.098	113.2	39.654	92.8	25.919	96.4	1:33.671
5	28.305	100.6	44.603	84.4	In	3:21.524 P	10	27.792	113.4	37.438	93.1	25.772	96.4	1:31.002	
7	Daniel WELCH				Marriott/Welch Motorsport										
1	29.958	108.8	39.403	87.5	2:15.424	0.6	1:40.447	5	27.248	113.2	36.525	99.3	2:07.720	0.6	1:28.885
2	113.4	37.197	97.5	In	5:46.505 P		5:46.505 P	6	112.4	38.422	96.8	In			2:21.467 P
3	Out 109.7	38.828	89.6	26.586	97.7		1:36.493	7	Out 110.9	37.143	97.8	26.576	96.8		1:31.705
4	27.306	113.4	36.790	99.3	25.148	98.1	1:29.244	8	27.443	114.7	36.899	98.0	25.355	98.0	1:29.697
8	Neil WATERWORTH				Total Control Racing										
1	91.9	41.611	82.3	In	5:31.830 P	4	27.295	114.9	36.705	99.9	25.284	96.4	1:29.284		
2	Out 108.1	39.546	83.4	26.922	96.3	1:44.340	5	27.525	113.7	37.211	99.3	25.416	96.6	1:30.152	
3	27.182	115.1	36.230	100.2	25.199	95.3	1:28.611	6							
9	Gareth NIXON				Nixon Motorsport										
1	Out 102.9	38.817	97.4	24.975	97.4	1:33.623	5	66.4	48.929	89.0	In			5:37.990 P	
2	27.303	113.2	36.568	100.6	24.848	96.6	1:28.719	6	Out 102.9	39.885	90.4	26.203	96.3	1:33.458	
3	27.232	113.4	36.772	98.8	24.873	97.0	1:28.877	7	27.409	114.3	36.763	99.1	25.274	96.4	1:29.446
4	27.327	114.3	37.138	99.3	2:34.155	0.5	1:29.703	8							
10	Oli WILKINSON				Sureterm Direct/CMS Motorsport										
1	110.6	38.375	97.7	In	4:15.440 P	6	27.178	115.5	36.441	99.9	25.100	96.4	1:28.719		
2	Out 110.7	36.809	98.8	27.072	97.3	1:33.045	7	31.282	91.9	48.440	82.5	29.352	97.0	1:49.074	
3	27.336	113.7	36.451	99.9	25.187	96.4	1:28.974	8	27.241	115.7	36.539	99.3	25.131	96.4	1:28.911
4	27.295	114.5	39.331	62.8	40.682	65.9	1:47.308	9	33.525	85.4	43.835	79.6	29.938	98.1	1:47.298
5	38.868	80.4	46.105	92.9	27.919	96.7	1:52.892	10	27.234	114.7	36.628	99.3	25.160	97.0	1:29.022
11	Mike DOBLE				Doble Motorsports										
1	31.827	100.8	41.018	93.7	In	4:51.452 P	5	30.678	104.4	40.810	90.9	27.777	85.3	1:39.265	
2	Out 99.0	41.397	93.6	29.249	87.7	1:48.052	6	28.979	107.4	38.293	94.9	27.224	89.6	1:34.496	
3	29.310	105.2	40.487	94.3	26.971	90.3	1:36.768	7	28.927	107.2	38.219	95.2	26.348	90.7	1:33.494
4	28.492	109.3	38.044	95.7	26.137	89.6	1:32.673	8	28.594	109.7	38.197	94.9	25.986	90.8	1:32.777
12	Alan BLENCOWE				Triple R										
1	Out 108.8	37.119	98.7	25.654	95.5	1:31.125	4	34.167	76.5	44.261	86.8	27.620	94.5	1:46.048	
2	27.456	111.8	36.923	99.9	24.943	94.8	1:29.322	5	31.839	84.0	42.920	90.0	In	4:24.145 P	
3	27.434	110.7	36.814	99.1	24.984	93.9	1:29.232	6	Out 80.9	44.298	97.4	28.193	95.2	1:46.405	
15	Andy SETTERFIELD				CMS Motorsport										
1	35.103	98.0	42.652	88.8	28.274	88.2	1:46.029	7	30.871	99.1	44.004	91.6	27.491	89.7	1:42.366
2	30.596	104.4	41.120	90.4	29.324	89.4	1:41.040	8	30.171	105.4	39.850	92.9	27.696	88.0	1:37.717
3	30.804	104.0	43.239	87.8	29.587	88.0	1:43.630	9	30.450	107.4	45.232	80.4	28.226	86.7	1:43.908
4	30.499	106.0	41.120	90.0	27.571	88.9	1:39.190	10	30.025	106.9	40.058	90.9	27.403	88.4	1:37.486

Croft
Circuit Length = 2.1251 miles
Start: 14:39 End: 15:01

Weather / Track : Sunny / Dry

Blaupunkt SEAT Cupra Championship
QUALIFYING - ROUND 8 - SECTOR ANALYSIS

5	30.307	107.0	40.822	90.7	27.257	90.3	1:38.386	11	30.029	106.7	40.403	92.4	27.257	87.7	1:37.689
6	29.937	99.3	40.860	92.2	27.321	89.5	1:38.118	12							
16	James MORGAN			CMS Motorsport											
1	36.247	86.6	44.709	72.1	32.557	89.6	1:53.513	5	31.075	85.6	42.309	89.4	28.756	92.3	1:42.140
2	30.540	104.7	40.098	91.8	27.150	88.7	1:37.788	6	30.298	105.8	41.234	93.5	27.570	91.6	1:39.102
3	30.421	103.7	39.670	92.2	In		3:47.571 P	7	29.983	104.9	39.217	93.1	27.566	90.2	1:36.766
4	Out	99.0	43.387	89.8	27.209	90.8	1:44.416	8							
23	Fulvio MUSSI			Total Control Racng											
1	36.685	76.6	48.294	80.4	In		5:16.731 P	4	27.045	113.9	36.215	99.4	24.792	96.7	1:28.052
2	Out	81.3	50.407	66.4	29.544	98.1	1:56.566	5	33.831	86.6	43.841	85.4	28.177	97.7	1:45.849
3	31.166	108.1	45.945	74.0	28.316	97.3	1:45.427	6							
27	Kristian WAITE			Second Time Round											
1	32.727	99.6	41.833	89.7	27.947	86.4	1:42.507	4	31.448	100.2	40.921	90.8	In		5:19.430 P
2	30.948	105.7	39.739	93.1	27.192	89.4	1:37.879	5	Out	94.9	41.748	92.6	27.056	90.6	1:39.464
3	29.416	108.2	38.305	96.0	27.582	88.4	1:35.303	6	28.884	108.9	38.162	94.7	26.445	90.1	1:33.491
32	Ian CHURCHILL			Churchill Motorsport											
1	35.015	81.5	1:04.037	55.7	36.170	90.6	2:15.222	5	29.252	106.7	38.713	96.0	In		6:19.733 P
2	28.932	108.1	37.490	96.8	26.066	93.1	1:32.488	6	Out	99.7	40.698	91.7	26.892	93.1	1:44.789
3	28.379	111.5	39.954	97.0	26.083	92.9	1:34.416	7	28.320	110.0	37.156	96.7	25.675	93.3	1:31.151
4	28.318	111.1	38.424	96.1	25.911	93.1	1:32.653	8							
36	Eric BAILEY			Startline Services/ABRA											
1	34.368	80.4	43.988	91.9	29.346	81.3	1:47.702	2							
44	Freddy NORDSTROM			Advent Motorsport											
1	28.960	110.6	39.377	90.3	26.029	92.1	1:34.366	2	28.447	112.0	37.922	96.6	25.871	91.9	1:32.240
69	Tim BEVAN			Pyro Motorsport											
1	32.185	96.4	40.572	88.7	27.353	92.8	1:40.110	6	Out	96.4	38.988	93.2	27.534	91.9	1:42.206
2	28.928	107.9	37.983	95.6	25.809	92.8	1:32.720	7	28.681	109.3	41.008	84.9	27.992	93.2	1:37.681
3	28.490	110.4	37.969	95.9	26.071	92.6	1:32.530	8	28.527	109.8	38.061	95.2	26.509	92.1	1:33.097
4	28.639	109.1	38.148	95.5	26.105	92.4	1:32.892	9	28.475	109.7	38.021	94.7	26.650	91.8	1:33.146
5	33.640	94.3	40.795	83.6	In		3:38.306 P	10	33.287	95.7	39.801	94.4	27.464	88.4	1:40.552
70	Stewart WHYTE			SWR											
1	28.222	110.0	37.707	99.9	In		4:47.866 P	5	27.293	115.1	51.916	87.2	In		4:00.888 P
2	Out	109.7	37.082	101.1	25.072	97.0	1:30.554	6	Out	108.2	37.484	98.4	25.653	96.6	1:31.790
3	27.147	115.7	36.271	100.8	25.060	96.6	1:28.478	7	27.531	113.7	36.997	98.5	25.265	97.0	1:29.793
4	29.513	109.8	38.972	87.3	26.735	96.8	1:35.220	8	27.527	114.3	36.918	98.4	25.632	97.5	1:30.077
77	Harry VAULKHARD			Volkis Boozer'z/Triple R											
1	30.577	103.2	40.038	95.5	26.700	92.9	1:37.315	5	28.213	110.9	38.206	95.2	26.146	91.7	1:32.565
2	28.695	109.7	38.276	95.5	25.896	92.1	1:32.867	6	32.089	90.3	43.798	78.2	27.653	92.9	1:43.540
3	28.431	110.0	38.033	95.7	26.390	92.9	1:32.854	7	28.323	111.1	37.972	96.1	25.958	91.9	1:32.253
4	28.376	109.8	38.089	95.9	26.191	92.3	1:32.656	8							

Croft
 Circuit Length = 2.1251 miles
 Start: 14:39 End: 15:01

Weather / Track : Sunny / Dry

Blaupunkt SEAT Cupra Championship
QUALIFYING - ROUND 8 - SPEED TRAPS

SECTOR 1				SECTOR 2			FINISH LINE			
POS	NO	NAME	MPH	NO	NAME	MPH	NO	NAME	MPH	
1	4	Jonathan ADAM	115.9	70	Stewart WHYTE	101.1	7	Daniel WELCH	98.7	
2	10	Oli WILKINSON	115.7	4	Jonathan ADAM	100.6	3	Ray MACDOWALL	98.1	
3	70	Stewart WHYTE	115.7	9	Gareth NIXON	100.6	4	Jonathan ADAM	98.1	
4	3	Ray MACDOWALL	115.1	3	Ray MACDOWALL	100.2	10	Oli WILKINSON	98.1	
5	8	Neil WATERWORTH	115.1	8	Neil WATERWORTH	100.2	23	Fulvio MUSSI	98.1	
6	7	Daniel WELCH	114.7	2	Carl BREEZE	100.0	70	Stewart WHYTE	97.5	
7	5	Liam McMILLAN	114.5	10	Oli WILKINSON	99.9	9	Gareth NIXON	97.4	
8	9	Gareth NIXON	114.3	12	Alan BLENCOWE	99.9	2	Carl BREEZE	97.3	
9	23	Fulvio MUSSI	113.9	5	Liam McMILLAN	99.6	5	Liam McMILLAN	97.3	
10	2	Carl BREEZE	113.0	23	Fulvio MUSSI	99.4	8	Neil WATERWORTH	96.6	
11	12	Alan BLENCOWE	112.2	7	Daniel WELCH	99.3	12	Alan BLENCOWE	95.5	
12	44	Freddy NORDSTROM	112.0	32	Ian CHURCHILL	97.0	32	Ian CHURCHILL	93.3	
13	32	Ian CHURCHILL	111.5	44	Freddy NORDSTROM	96.6	69	Tim BEVAN	93.2	
14	77	Harry VAULKHARD	111.1	77	Harry VAULKHARD	96.1	77	Harry VAULKHARD	92.9	
15	69	Tim BEVAN	110.4	27	Kristian WAITE	96.0	16	James MORGAN	92.3	
16	11	Mike DOBLE	109.7	69	Tim BEVAN	95.9	44	Freddy NORDSTROM	92.1	
17	27	Kristian WAITE	108.9	11	Mike DOBLE	95.7	11	Mike DOBLE	90.8	
18	15	Andy SETTERFIELD	107.4	16	James MORGAN	94.3	27	Kristian WAITE	90.6	
19	16	James MORGAN	105.8	15	Andy SETTERFIELD	92.9	15	Andy SETTERFIELD	90.3	
20	36	Eric BAILEY	81.0	36	Eric BAILEY	91.9	36	Eric BAILEY	81.3	

Weather / Track : Sunny / Dry

www.msttiming.com

Croft
 Circuit Length = 2.1251 miles
 Start: 14:39 End: 15:01

Printed - 15.05 Saturday, 02 June 2007

Blaupunkt SEAT Cupra Championship

QUALIFYING - ROUND 8 - BEST SECTOR TIMES

SECTOR 1			SECTOR 2			SECTOR 3			IDEAL / BEST COMPARISON						
POS	NO	NAME	TIME	NO	NAME	TIME	NO	NAME	TIME	POS	NO	NAME	IDEAL	BEST	DIFF
1	4	ADAM	27.019	4	ADAM	36.086	4	ADAM	24.680	1	4	ADAM	1:27.785	1:27.865	0.080
2	23	MUSSI	27.045	2	BREEZE	36.202	23	MUSSI	24.792	2	23	MUSSI	1:28.052	1:28.052	0.000
3	70	WHYTE	27.147	23	MUSSI	36.215	9	NIXON	24.848	3	2	BREEZE	1:28.272	1:28.272	0.000
4	10	WILKINSON	27.178	8	WATERWORTH	36.230	2	BREEZE	24.876	4	70	WHYTE	1:28.478	1:28.478	0.000
5	8	WATERWORTH	27.182	70	WHYTE	36.271	12	BLENCOWE	24.943	5	8	WATERWORTH	1:28.611	1:28.611	0.000
6	2	BREEZE	27.194	10	WILKINSON	36.441	70	WHYTE	25.060	6	9	NIXON	1:28.648	1:28.719	0.071
7	3	MACDOWALL	27.219	7	WELCH	36.525	10	WILKINSON	25.100	7	10	WILKINSON	1:28.719	1:28.719	0.000
8	9	NIXON	27.232	3	MACDOWALL	36.561	7	WELCH	25.112	8	7	WELCH	1:28.885	1:28.885	0.000
9	7	WELCH	27.248	9	NIXON	36.568	5	McMILLAN	25.164	9	3	MACDOWALL	1:29.020	1:29.020	0.000
10	12	BLENCOWE	27.434	12	BLENCOWE	36.814	8	WATERWORTH	25.199	10	12	BLENCOWE	1:29.191	1:29.232	0.041
11	5	McMILLAN	27.686	5	McMILLAN	36.998	3	MACDOWALL	25.240	11	5	McMILLAN	1:29.848	1:29.848	0.000
12	77	VAULKHARD	28.213	32	CHURCHILL	37.156	32	CHURCHILL	25.675	12	32	CHURCHILL	1:31.149	1:31.151	0.002
13	32	CHURCHILL	28.318	44	NORDSTROM	37.922	69	BEVAN	25.809	13	77	VAULKHARD	1:32.081	1:32.253	0.172
14	44	NORDSTROM	28.447	69	BEVAN	37.969	44	NORDSTROM	25.871	14	44	NORDSTROM	1:32.240	1:32.240	0.000
15	69	BEVAN	28.475	77	VAULKHARD	37.972	77	VAULKHARD	25.896	15	69	BEVAN	1:32.253	1:32.530	0.277
16	11	DOBLE	28.492	11	DOBLE	38.044	11	DOBLE	25.986	16	11	DOBLE	1:32.522	1:32.673	0.151
17	27	WAITE	28.884	27	WAITE	38.162	27	WAITE	26.445	17	27	WAITE	1:33.491	1:33.491	0.000
18	15	SETTERFIELD	29.937	16	MORGAN	39.217	16	MORGAN	27.150	18	16	MORGAN	1:36.350	1:36.766	0.416
19	16	MORGAN	29.983	15	SETTERFIELD	39.850	15	SETTERFIELD	27.257	19	15	SETTERFIELD	1:37.044	1:37.486	0.442
20	36	BAILEY	34.368	36	BAILEY	43.988	36	BAILEY	29.346	20	36	BAILEY	1:47.702	1:47.702	0.000
											Perfect Lap		1:27.785		

Weather / Track : Sunny / Dry


www.msttiming.com

Croft
Circuit Length = 2.1251 miles
Start: 14:39 End: 15:01

Printed - 15.05 Saturday, 02 June 2007

Blaupunkt SEAT Cupra Championship

ROUND 8 - GRID

ROW 11	14	Adrian CHURCHILL		
ROW 10		1:37.486	15	Andy SETTERFIELD
				1:47.702
			36	Eric BAILEY
ROW 9	1:33.491	27	Kristian WAITE	1:36.766
			16	James MORGAN
ROW 8		1:32.530	69	Tim BEVAN
				1:32.673
			11	Mike DOBLE
ROW 7	1:32.240	44	Freddy NORDSTROM	1:32.253
			77	Harry VAULKHARD
ROW 6		1:29.848	5	Liam McMILLAN
				1:31.151
			32	Ian CHURCHILL
ROW 5	1:29.020	3	Ray MACDOWALL	1:29.232
			12	Alan BLENCOWE
ROW 4		1:28.719	10	Oli WILKINSON
				1:28.885
			7	Daniel WELCH
ROW 3	1:28.611	8	Neil WATERWORTH	1:28.719
			9	Gareth NIXON
ROW 2		1:28.272	2	Carl BREEZE
				1:28.478
			70	Stewart WHYTE
ROW 1	1:27.865	4	Jonathan ADAM	1:28.052
			23	Fulvio MUSSI
Pole				
				

Weather / Track : Sunny / Dry

Croft
Circuit Length = 2.1251 miles

Clerk of Course :

Timekeeper :

Blaupunkt SEAT Cupra Championship

ROUND 7 - CLASSIFICATION

POS	NO	CL	NAME	NAT	ENTRY	LAPS	TIME	GAP	DIFF	MPH	BEST	ON
1	10		Oli WILKINSON	GBR	Sureterm Direct/CMS Motorsport	12	18:10.109			84.21	1:29.273	3
2	4		Jonathan ADAM	GBR	Total Control Racing	12	18:10.914	0.805	0.805	84.15	1:29.320	2
3	23		Fulvio MUSSI	GBR	Total Control Racng	12	18:15.654	5.545	4.740	83.78	1:29.434	2
4	2		Carl BREEZE	GBR	Blue Chip/CMS Motorsport	12	18:21.775	11.666	6.121	83.32	1:29.879	2
5	7		Daniel WELCH	GBR	Marriott/Welch Motorsport	12	18:29.061	18.952	7.286	82.77	1:30.480	2
6	12		Alan BLENCOWE	GBR	Triple R	12	18:30.830	20.721	1.769	82.64	1:30.450	2
7	70		Stewart WHYTE	GBR	SWR	12	18:31.018	20.909	0.188	82.63	1:30.316	3
8	5		Liam McMILLAN	GBR	Maxtreme	12	18:33.568	23.459	2.550	82.44	1:30.117	2
9	8		Neil WATERWORTH	GBR	Total Control Racing	12	18:34.462	24.353	0.894	82.37	1:29.913	2
10	3		Ray MACDOWALL	GBR	Total Control Racing	12	18:35.230	25.121	0.768	82.31	1:30.345	3
11	32	R	Ian CHURCHILL	GBR	Churchill Motorsport	12	18:49.349	39.240	14.119	81.28	1:32.517	5
12	77	R	Harry VAULKHARD	GBR	Volkis Boozer'z/Triple R	12	18:52.157	42.048	2.808	81.08	1:32.649	4
13	14	R	Adrian CHURCHILL	GBR	Churchill Motorsport	12	18:52.682	42.573	0.525	81.04	1:32.544	4
14	11	R	Mike DOBLE	GBR	Doble Motorsports	12	19:05.681	55.572	12.999	80.13	1:33.240	2
15	27	R	Kristian WAITE	GBR	Second Time Round	12	19:08.018	57.909	2.337	79.96	1:33.691	4
16	36	R	Eric BAILEY	GBR	Startline Services/ABRA	12	19:12.202	1:02.093	4.184	79.67	1:33.351	4
17	15	R	Andy SETTERFIELD	GBR	CMS Motorsport	12	19:42.277	1:32.168	30.075	77.65	1:35.790	2
NOT CLASSIFIED												
DNF	9		Gareth NIXON	GBR	Nixon Motorsport	6	9:11.935	6 laps	6 laps	83.16	1:30.011	2
DNF	44	R	Freddy NORDSTROM	SWE	Advent Motorsport	2	3:17.365	10 laps	4 laps	77.52	1:32.334	2
DNF	69	R	Tim BEVAN	GBR	Pyro Motorsport	2	5:26.327	10 laps	1.765	46.88	1:33.038	2
DNF	16	R	James MORGAN	GBR	CMS Motorsport	2	5:05.379	10 laps	7.991	50.10	1:36.518	2
FASTEST LAP												
	10		Oli WILKINSON	GBR	Sureterm Direct/CMS Motorsport	3	1:29.273		85.69 mph		137.91 kph	
	44	R	Freddy NORDSTROM	SWE	Advent Motorsport	2	1:32.334		82.85 mph		133.34 kph	

Weather / Track : Bright / Dry
 These results are provisional until the conclusion of any judicial and technical matters.

Croft
 Circuit Length = 2.1251 miles
 Start: 13:15 End: 13:35

Clerk of Course :	Timekeeper :
-------------------	--------------

Blaupunkt SEAT Cupra Championship

ROUND 7 - SECTOR ANALYSIS

2	Carl BREEZE					Blue Chip/CMS Motorsport									
1	113.7	36.884	99.4	25.692	95.6	1:38.853	7	27.568	114.5	37.329	98.5	26.061	94.8	1:30.958	
2	27.505	114.7	36.846	99.1	25.528	95.2	1:29.879	8	27.778	113.6	37.414	98.4	26.096	94.5	1:31.288
3	27.520	114.1	36.969	99.4	25.637	95.6	1:30.126	9	27.965	113.9	37.628	97.4	26.106	95.7	1:31.699
4	27.499	114.5	37.134	99.3	25.693	95.6	1:30.326	10	28.363	111.3	37.753	96.8	26.277	95.5	1:32.393
5	27.663	113.4	37.181	98.7	25.735	95.7	1:30.579	11	28.164	113.7	37.814	95.6	26.250	94.9	1:32.228
6	27.642	114.1	37.369	98.4	25.953	95.3	1:30.964	12	28.243	112.8	37.806	96.8	26.433	95.3	1:32.482
3	Ray MACDOWALL					Total Control Racing									
1	112.2	37.367	98.7	25.223	96.4	1:41.113	7	29.042	113.7	37.647	97.1	25.920	95.7	1:32.609	
2	28.122	111.3	38.477	96.1	25.832	95.7	1:32.431	8	28.200	113.7	38.408	88.4	26.578	94.3	1:33.186
3	27.526	113.9	37.161	98.7	25.658	96.0	1:30.345	9	28.510	113.7	37.548	96.1	26.427	96.1	1:32.485
4	27.451	114.5	37.229	94.4	25.731	96.3	1:30.411	10	28.044	113.4	37.709	96.3	26.328	95.2	1:32.081
5	28.217	112.2	37.216	99.0	25.864	94.5	1:31.297	11	28.005	114.9	38.384	91.7	26.347	95.1	1:32.736
6	28.002	113.7	37.622	97.1	27.541	90.7	1:33.165	12	28.955	113.7	37.841	97.4	26.575	94.7	1:33.371
4	Jonathan ADAM					Total Control Racing									
1	114.1	36.828	99.4	25.769	96.0	1:37.996	7	27.874	113.4	37.289	98.7	25.639	96.1	1:30.802	
2	27.451	115.7	36.670	99.3	25.199	96.1	1:29.320	8	27.678	113.9	37.133	98.1	25.646	95.7	1:30.457
3	27.373	115.1	36.894	99.4	25.203	96.4	1:29.470	9	27.670	114.1	37.255	97.8	25.559	96.6	1:30.484
4	27.495	114.3	36.843	98.8	25.340	96.6	1:29.678	10	27.724	113.6	37.226	97.4	25.579	96.6	1:30.529
5	27.428	114.1	36.953	99.0	25.489	96.4	1:29.870	11	27.782	114.1	37.161	97.8	25.862	96.1	1:30.805
6	27.544	114.3	37.041	98.4	26.006	97.0	1:30.591	12	27.685	114.3	37.336	97.0	25.891	95.2	1:30.912
5	Liam McMILLAN					Maxtreme									
1	108.6	38.365	95.3	25.417	95.7	1:41.804	7	28.069	112.8	37.539	98.0	26.716	94.3	1:32.324	
2	27.646	115.7	36.808	99.7	25.663	93.6	1:30.117	8	29.659	110.9	38.955	91.3	26.520	94.9	1:35.134
3	27.672	115.5	37.284	95.1	25.825	95.1	1:30.781	9	28.236	112.8	37.702	93.7	26.153	94.8	1:32.091
4	27.781	114.5	37.447	97.0	25.731	95.5	1:30.959	10	28.070	112.8	37.692	97.4	26.492	93.5	1:32.254
5	27.691	113.9	37.725	97.3	26.176	94.1	1:31.592	11	28.104	112.8	38.407	93.6	26.331	94.4	1:32.842
6	28.026	113.0	37.712	97.5	25.885	94.3	1:31.623	12	28.039	112.8	37.926	96.6	26.082	94.0	1:32.047
7	Daniel WELCH					Marriott/Welch Motorsport									
1	112.6	37.073	100.2	25.483	96.0	1:40.161	7	28.212	112.4	37.752	96.8	25.821	94.8	1:31.785	
2	27.465	115.7	37.472	97.3	25.543	95.5	1:30.480	8	28.799	110.2	37.723	95.5	25.808	96.4	1:32.330
3	27.808	112.4	37.272	96.0	25.787	95.5	1:30.867	9	28.078	111.3	37.775	95.3	25.925	95.9	1:31.778
4	27.807	113.2	37.448	94.9	25.564	95.3	1:30.819	10	27.955	111.8	37.820	93.9	26.041	96.3	1:31.816
5	28.037	111.8	37.570	96.6	28.054	91.6	1:33.661	11	28.097	112.6	37.814	95.9	25.968	96.3	1:31.879
6	28.401	113.4	37.502	96.7	25.696	94.9	1:31.599	12	28.128	111.8	37.651	95.3	26.107	95.7	1:31.886
8	Neil WATERWORTH					Total Control Racing									
1	114.5	36.831	99.9	25.644	95.6	1:39.199	7	37.223	108.6	38.386	96.8	26.225	95.1	1:41.834	
2	27.425	116.3	36.901	99.1	25.587	94.9	1:29.913	8	28.135	114.1	37.631	97.4	26.196	95.1	1:31.962
3	27.590	114.7	37.007	99.0	25.702	94.8	1:30.299	9	27.994	114.3	37.781	97.4	26.387	95.6	1:32.162
4	27.475	114.5	37.189	98.7	25.641	95.2	1:30.305	10	27.838	114.9	37.934	97.5	26.306	95.2	1:32.078
5	27.630	113.7	37.325	98.5	25.732	95.9	1:30.687	11	27.880	115.3	38.077	95.2	26.697	95.7	1:32.654
6	27.782	113.9	37.318	97.8	26.150	94.9	1:31.250	12	28.129	114.5	37.845	97.5	26.145	94.8	1:32.119
9	Gareth NIXON					Nixon Motorsport									
1	113.7	36.667	99.7	25.376	96.8	1:39.502	4	27.404	115.3	37.209	99.0	25.701	95.9	1:30.314	
2	27.819	113.9	36.894	100.8	25.298	96.0	1:30.011	5	27.417	115.7	37.425	98.8	25.828	96.1	1:30.670
3	27.725	114.5	36.957	92.8	25.754	95.5	1:30.436	6	27.702	114.3	37.177	99.9	26.123	95.5	1:31.002
10	Oli WILKINSON					Sureterm Direct/CMS Motorsport									
1	113.7	36.808	99.9	25.498	96.3	1:37.520	7	27.873	113.4	36.931	97.8	25.437	95.3	1:30.241	
2	27.546	113.4	36.681	99.0	25.118	95.9	1:29.345	8	27.729	113.7	37.067	98.1	25.622	95.3	1:30.418
3	27.417	113.9	36.762	99.4	25.094	95.7	1:29.273	9	27.716	113.7	37.039	97.4	25.781	96.1	1:30.536
4	27.486	113.9	36.856	99.0	25.283	96.0	1:29.625	10	27.665	113.6	37.299	96.7	25.669	95.6	1:30.633
5	27.434	113.6	36.860	98.3	25.428	95.9	1:29.722	11	27.661	114.7	37.231	97.7	25.886	95.7	1:30.778
6	27.533	113.9	36.897	98.0	26.726	94.9	1:31.156	12	27.753	114.1	37.179	97.3	25.930	96.0	1:30.862
11	Mike DOBLE					Doble Motorsports									
1	102.9	39.434	95.7	26.285	89.6	1:47.978	7	29.502	108.1	38.551	95.5	26.747	88.9	1:34.800	

Croft
Circuit Length = 2.1251 miles
Start: 13:15 End: 13:35

Weather / Track : Bright / Dry

Blaupunkt SEAT Cupra Championship
ROUND 7 - SECTOR ANALYSIS

2	28.742	110.0	37.972	96.0	26.526	89.7	1:33.240	8	28.848	110.7	39.141	94.1	27.101	88.3	1:35.090	
3	28.559	111.3	39.476	92.1	26.566	86.7	1:34.601	9	29.720	108.1	38.593	94.1	27.257	88.8	1:35.570	
4	28.435	111.3	38.668	94.9	27.049	83.3	1:34.152	10	29.260	108.6	38.571	94.1	26.629	89.7	1:34.460	
5	28.959	109.8	38.491	94.0	26.529	89.2	1:33.979	11	28.823	109.7	38.389	95.1	26.569	90.4	1:33.781	
6	28.785	108.8	38.367	95.6	26.746	87.3	1:33.898	12	28.832	109.3	38.655	93.3	26.645	90.0	1:34.132	
12	Alan BLENCOWE							Triple R								
1		111.3	37.208	98.8	25.624	94.0	1:40.668	7	28.784	112.2	37.670	96.8	25.869	93.9	1:32.323	
2	27.504	115.1	37.187	99.3	25.759	95.1	1:30.450	8	28.105	110.9	38.694	93.9	25.873	94.1	1:32.672	
3	27.982	112.4	37.030	97.5	25.872	94.0	1:30.884	9	28.014	112.6	37.667	98.0	25.795	94.5	1:31.476	
4	27.772	114.9	37.422	98.0	25.637	95.6	1:30.831	10	27.915	112.2	37.847	96.0	26.156	94.4	1:31.918	
5	27.838	112.2	37.617	97.5	28.045	89.6	1:33.500	11	28.083	113.6	37.851	95.9	26.075	94.1	1:32.009	
6	28.605	113.7	37.678	97.8	25.977	94.0	1:32.260	12	28.144	112.0	37.940	96.7	25.755	94.8	1:31.839	
14	Adrian CHURCHILL							Churchill Motorsport								
1		104.5	38.450	96.6	26.324	90.6	1:46.969	7	28.543	111.8	38.243	94.9	26.435	91.4	1:33.221	
2	28.705	112.0	38.045	94.5	26.125	90.4	1:32.875	8	29.011	103.7	38.431	95.3	26.387	91.8	1:33.829	
3	28.292	113.0	38.365	95.6	26.153	90.9	1:32.810	9	28.519	110.9	38.259	93.3	26.456	91.8	1:33.234	
4	28.311	111.7	37.962	96.1	26.271	90.9	1:32.544	10	28.414	112.4	38.409	95.9	26.727	90.9	1:33.550	
5	28.328	111.5	38.086	94.7	26.408	91.8	1:32.822	11	28.614	111.1	38.470	95.3	27.044	90.2	1:34.128	
6	28.355	111.3	38.103	95.5	26.319	91.6	1:32.777	12	28.616	111.8	38.459	94.3	26.848	91.3	1:33.923	
15	Andy SETTERFIELD							CMS Motorsport								
1		105.8	40.549	94.7	27.343	87.5	1:51.737	7	30.049	105.4	39.611	93.2	27.141	86.7	1:36.801	
2	29.407	109.3	39.148	96.0	27.235	88.8	1:35.790	8	29.841	105.7	39.789	94.0	27.475	87.2	1:37.105	
3	29.742	107.0	39.702	96.1	28.951	85.7	1:38.395	9	30.120	104.0	40.802	93.2	27.366	88.4	1:38.288	
4	29.870	106.4	39.578	92.7	27.306	87.7	1:36.754	10	30.271	102.9	40.614	93.7	27.292	88.3	1:38.177	
5	29.532	106.4	39.298	94.4	27.174	87.7	1:36.004	11	30.425	103.7	39.962	93.7	27.224	87.2	1:37.611	
6	29.660	106.4	39.774	92.2	27.483	84.0	1:36.917	12	30.780	100.0	40.497	92.2	27.421	87.3	1:38.698	
16	James MORGAN							CMS Motorsport								
1		106.5	40.451	95.3	26.758	90.6	1:50.603	2	29.250	108.1	40.020	94.3	27.248	87.6	1:36.518	
23	Fulvio MUSSI							Total Control Racng								
1		114.9	36.766	100.2	25.880	95.9	1:38.482	7	27.722	113.6	37.187	97.8	25.699	95.7	1:30.608	
2	27.289	115.1	36.782	99.9	25.363	95.9	1:29.434	8	27.778	113.7	37.107	98.5	25.756	95.3	1:30.641	
3	27.694	112.0	36.849	99.1	25.279	95.6	1:29.822	9	27.887	112.8	37.872	97.5	25.956	95.9	1:31.715	
4	27.339	113.9	36.756	99.9	25.460	95.6	1:29.555	10	28.017	111.8	37.272	97.3	25.853	95.7	1:31.142	
5	27.479	112.4	36.920	98.8	25.457	95.1	1:29.856	11	28.199	111.8	37.832	97.7	25.907	95.6	1:31.938	
6	27.728	113.6	37.138	99.0	25.572	95.7	1:30.438	12	28.053	112.0	37.712	96.8	26.258	94.9	1:32.023	
27	Kristian WAITE							Second Time Round								
1		101.2	39.844	94.4	26.647	88.5	1:48.895	7	29.354	109.3	38.673	94.5	26.685	88.9	1:34.712	
2	29.117	107.7	38.267	96.6	26.662	87.8	1:34.046	8	29.030	110.0	38.767	94.3	26.785	89.2	1:34.582	
3	28.761	110.0	38.640	95.7	26.541	89.0	1:33.942	9	29.304	109.3	39.079	94.3	26.891	88.9	1:35.274	
4	28.807	109.7	38.233	94.5	26.651	88.9	1:33.691	10	29.898	110.6	38.516	95.3	26.807	88.0	1:35.221	
5	28.928	110.4	38.624	96.1	26.579	89.2	1:34.131	11	29.074	110.2	38.628	95.5	26.810	88.3	1:34.512	
6	29.074	108.8	38.533	94.5	26.751	88.5	1:34.358	12	29.022	110.0	38.691	94.9	26.941	88.5	1:34.654	
32	Ian CHURCHILL							Churchill Motorsport								
1		110.0	38.338	97.3	26.664	92.1	1:44.122	7	29.131	108.9	38.029	95.5	26.291	91.6	1:33.451	
2	28.624	110.7	38.091	96.4	25.992	91.7	1:32.707	8	28.592	110.0	38.233	96.0	26.329	92.4	1:33.154	
3	28.285	111.5	38.091	96.8	26.165	92.4	1:32.541	9	28.592	109.8	38.334	94.8	26.448	92.1	1:33.374	
4	28.741	108.6	38.176	96.3	26.113	92.4	1:33.030	10	28.733	110.2	38.567	95.3	26.476	92.4	1:33.776	
5	28.518	109.7	37.736	96.1	26.263	92.2	1:32.517	11	28.643	110.6	38.405	95.2	26.457	91.1	1:33.505	
6	28.675	109.7	37.985	96.3	26.086	92.3	1:32.746	12	28.984	110.0	38.654	95.2	26.788	90.6	1:34.426	
36	Eric BAILEY							Startline Services/ABRA								
1		105.0	38.992	95.6	26.006	92.7	1:47.234	7	29.912	109.8	38.918	86.5	26.872	92.1	1:35.702	
2	28.896	113.2	38.216	96.3	26.343	92.2	1:33.455	8	29.277	110.2	39.117	92.6	26.940	90.7	1:35.334	
3	28.704	113.2	39.378	91.3	26.184	92.1	1:34.266	9	29.496	108.6	38.893	92.4	27.998	92.6	1:36.387	
4	28.625	111.3	38.417	93.7	26.309	92.7	1:33.351	10	30.149	110.4	39.204	92.4	26.871	91.9	1:36.224	
5	28.792	111.3	38.711	92.7	26.354	92.7	1:33.857	11	29.351	111.3	39.611	91.9	27.440	91.9	1:36.402	
6	29.053	110.7	38.733	93.9	26.381	92.8	1:34.167	12	29.064	109.8	39.326	92.4	27.433	83.5	1:35.823	

Croft
 Circuit Length = 2.1251 miles
 Start: 13:15 End: 13:35

Weather / Track : Bright / Dry

Blaupunkt SEAT Cupra Championship
ROUND 7 - SECTOR ANALYSIS

44	Freddy NORDSTROM						Advent Motorsport								
1	110.0	38.290	96.4	26.207	91.8	1:45.031	2	28.421	112.4	37.835	95.9	26.078	91.2	1:32.334	
69	Tim BEVAN						Pyro Motorsport								
1	106.5	38.608	95.5	26.169	91.6	1:46.092	2	28.576	112.0	38.282	95.3	26.180	90.9	1:33.038	
70	Stewart WHYTE						SWR								
1	113.4	38.437	99.9	25.367	96.8	1:43.017	7	28.447	114.3	37.470	98.0	26.335	94.9	1:32.252	
2	27.586	116.5	37.248	97.5	26.207	96.7	1:31.041	8	28.618	111.8	38.318	97.8	25.985	95.6	1:32.921
3	27.642	115.1	37.082	99.0	25.592	96.0	1:30.316	9	27.818	114.9	37.331	98.0	26.054	95.9	1:31.203
4	27.569	116.3	37.153	99.3	25.711	96.6	1:30.433	10	28.048	113.7	37.628	97.1	26.792	94.9	1:32.468
5	27.855	115.3	37.672	99.9	25.971	95.9	1:31.498	11	27.970	115.5	37.512	97.8	26.123	95.7	1:31.605
6	28.294	113.9	37.576	98.7	25.727	94.7	1:31.597	12	27.898	114.7	37.847	95.1	26.922	95.7	1:32.667
77	Harry VAULKHARD						Volkis Boozer'z/Triple R								
1	110.0	38.580	95.5	26.727	87.6	1:45.147	7	28.710	111.1	38.369	96.1	26.495	91.7	1:33.574	
2	28.762	111.7	38.032	95.5	26.151	91.2	1:32.945	8	28.605	110.4	38.366	95.3	26.389	91.4	1:33.360
3	28.384	110.4	38.242	95.9	26.244	91.2	1:32.870	9	28.688	110.0	38.608	94.7	26.596	90.9	1:33.892
4	28.337	111.5	38.052	95.7	26.260	90.9	1:32.649	10	28.657	110.7	38.413	95.6	26.650	91.8	1:33.720
5	28.401	111.1	38.200	96.1	26.297	91.6	1:32.898	11	28.689	111.3	38.472	95.3	26.974	91.9	1:34.135
6	28.507	110.9	38.200	96.4	26.380	91.3	1:33.087	12	28.636	111.1	38.382	94.3	26.862	90.2	1:33.880

Blaupunkt SEAT Cupra Championship
ROUND 7 - SPEED TRAPS

SECTOR 1				SECTOR 2			FINISH LINE			
POS	NO	NAME	MPH	NO	NAME	MPH	NO	NAME	MPH	
1	70	Stewart WHYTE	116.5	9	Gareth NIXON	100.8	4	Jonathan ADAM	97.0	
2	8	Neil WATERWORTH	116.3	7	Daniel WELCH	100.2	9	Gareth NIXON	96.8	
3	4	Jonathan ADAM	115.7	23	Fulvio MUSSI	100.2	70	Stewart WHYTE	96.8	
4	5	Liam McMILLAN	115.7	8	Neil WATERWORTH	99.9	3	Ray MACDOWALL	96.4	
5	7	Daniel WELCH	115.7	10	Oli WILKINSON	99.9	7	Daniel WELCH	96.4	
6	9	Gareth NIXON	115.7	70	Stewart WHYTE	99.9	10	Oli WILKINSON	96.3	
7	12	Alan BLENCOWE	115.1	5	Liam McMILLAN	99.7	8	Neil WATERWORTH	95.9	
8	23	Fulvio MUSSI	115.1	2	Carl BREEZE	99.4	23	Fulvio MUSSI	95.9	
9	3	Ray MACDOWALL	114.9	4	Jonathan ADAM	99.4	2	Carl BREEZE	95.7	
10	2	Carl BREEZE	114.7	12	Alan BLENCOWE	99.3	5	Liam McMILLAN	95.7	
11	10	Oli WILKINSON	114.7	3	Ray MACDOWALL	99.0	12	Alan BLENCOWE	95.6	
12	36	Eric BAILEY	113.2	32	Ian CHURCHILL	97.3	36	Eric BAILEY	92.8	
13	14	Adrian CHURCHILL	113.0	14	Adrian CHURCHILL	96.6	32	Ian CHURCHILL	92.4	
14	44	Freddy NORDSTROM	112.4	27	Kristian WAITE	96.6	77	Harry VAULKHARD	91.9	
15	69	Tim BEVAN	112.0	44	Freddy NORDSTROM	96.4	14	Adrian CHURCHILL	91.8	
16	77	Harry VAULKHARD	111.7	77	Harry VAULKHARD	96.4	44	Freddy NORDSTROM	91.8	
17	32	Ian CHURCHILL	111.5	36	Eric BAILEY	96.3	69	Tim BEVAN	91.6	
18	11	Mike DOBLE	111.3	15	Andy SETTERFIELD	96.1	16	James MORGAN	90.6	
19	27	Kristian WAITE	110.6	11	Mike DOBLE	96.0	11	Mike DOBLE	90.4	
20	15	Andy SETTERFIELD	109.3	69	Tim BEVAN	95.5	27	Kristian WAITE	89.2	
21	16	James MORGAN	108.1	16	James MORGAN	95.3	15	Andy SETTERFIELD	88.8	

Blaupunkt SEAT Cupra Championship

ROUND 7 - BEST SECTOR TIMES

SECTOR 1			SECTOR 2			SECTOR 3			IDEAL / BEST COMPARISON						
POS	NO	NAME	TIME	NO	NAME	TIME	NO	NAME	TIME	POS	NO	NAME	IDEAL	BEST	DIFF
1	23	MUSSI	27.289	9	NIXON	36.667	10	WILKINSON	25.094	1	10	WILKINSON	1:29.192	1:29.273	0.081
2	4	ADAM	27.373	4	ADAM	36.670	4	ADAM	25.199	2	4	ADAM	1:29.242	1:29.320	0.078
3	9	NIXON	27.404	10	WILKINSON	36.681	3	MACDOWALL	25.223	3	23	MUSSI	1:29.324	1:29.434	0.110
4	10	WILKINSON	27.417	23	MUSSI	36.756	23	MUSSI	25.279	4	9	NIXON	1:29.369	1:30.011	0.642
5	8	WATERWORTH	27.425	5	McMILLAN	36.808	9	NIXON	25.298	5	3	MACDOWALL	1:29.835	1:30.345	0.510
6	3	MACDOWALL	27.451	8	WATERWORTH	36.831	70	WHYTE	25.367	6	8	WATERWORTH	1:29.843	1:29.913	0.070
7	7	WELCH	27.465	2	BREEZE	36.846	5	McMILLAN	25.417	7	5	McMILLAN	1:29.871	1:30.117	0.246
8	2	BREEZE	27.499	12	BLENCOWE	37.030	7	WELCH	25.483	8	2	BREEZE	1:29.873	1:29.879	0.006
9	12	BLENCOWE	27.504	7	WELCH	37.073	2	BREEZE	25.528	9	70	WHYTE	1:30.018	1:30.316	0.298
10	70	WHYTE	27.569	70	WHYTE	37.082	8	WATERWORTH	25.587	10	7	WELCH	1:30.021	1:30.480	0.459
11	5	McMILLAN	27.646	3	MACDOWALL	37.161	12	BLENCOWE	25.624	11	12	BLENCOWE	1:30.158	1:30.450	0.292
12	32	CHURCHILL	28.285	32	CHURCHILL	37.736	32	CHURCHILL	25.992	12	32	CHURCHILL	1:32.013	1:32.517	0.504
13	14	CHURCHILL	28.292	44	NORDSTROM	37.835	36	BAILEY	26.006	13	44	NORDSTROM	1:32.334	1:32.334	0.000
14	77	VAULKHARD	28.337	14	CHURCHILL	37.962	44	NORDSTROM	26.078	14	14	CHURCHILL	1:32.379	1:32.544	0.165
15	44	NORDSTROM	28.421	11	DOBLE	37.972	14	CHURCHILL	26.125	15	77	VAULKHARD	1:32.520	1:32.649	0.129
16	11	DOBLE	28.435	77	VAULKHARD	38.032	77	VAULKHARD	26.151	16	11	DOBLE	1:32.692	1:33.240	0.548
17	69	BEVAN	28.470	36	BAILEY	38.216	69	BEVAN	26.169	17	36	BAILEY	1:32.847	1:33.351	0.504
18	36	BAILEY	28.625	27	WAITE	38.233	11	DOBLE	26.285	18	69	BEVAN	1:32.921	1:33.038	0.117
19	27	WAITE	28.761	69	BEVAN	38.282	27	WAITE	26.541	19	27	WAITE	1:33.535	1:33.691	0.156
20	16	MORGAN	29.250	15	SETTERFIELD	39.148	16	MORGAN	26.758	20	16	MORGAN	1:35.624	1:36.518	0.894
21	15	SETTERFIELD	29.407	16	MORGAN	39.616	15	SETTERFIELD	27.141	21	15	SETTERFIELD	1:35.696	1:35.790	0.094
												Perfect Lap	1:29.050		

Blaupunkt SEAT Cupra Championship

ROUND 7 - LAP CHART

Lap 1			Lap 2			Lap 3			Lap 4			Lap 5		
No	Behind	Laptime	No	Behind	Laptime	No	Behind	Laptime	No	Behind	Laptime	No	Behind	Laptime
10		1:37.520	10		1:29.345	10		1:29.273	10		1:29.625	10		1:29.722
4	0.476	1:37.996	4	0.451	1:29.320	4	0.648	1:29.470	4	0.701	1:29.678	4	0.849	1:29.870
23	0.962	1:38.482	23	1.051	1:29.434	23	1.600	1:29.822	23	1.530	1:29.555	23	1.664	1:29.856
2	1.333	1:38.853	2	1.867	1:29.879	2	2.720	1:30.126	2	3.421	1:30.326	2	4.278	1:30.579
8	1.679	1:39.199	8	2.247	1:29.913	8	3.273	1:30.299	8	3.953	1:30.305	8	4.918	1:30.687
9	1.982	1:39.502	9	2.648	1:30.011	9	3.811	1:30.436	9	4.500	1:30.314	9	5.448	1:30.670
7	2.641	1:40.161	7	3.776	1:30.480	7	5.370	1:30.867	7	6.564	1:30.819	5	9.768	1:31.592
12	3.148	1:40.668	12	4.253	1:30.450	12	5.864	1:30.884	12	7.070	1:30.831	3	10.112	1:31.297
3	3.593	1:41.113	5	5.056	1:30.117	5	6.564	1:30.781	5	7.898	1:30.959	7	10.503	1:33.661
5	4.284	1:41.804	3	6.679	1:32.431	3	7.751	1:30.345	3	8.537	1:30.411	70	10.820	1:31.498
70	5.497	1:43.017	70	7.193	1:31.041	70	8.236	1:30.316	70	9.044	1:30.433	12	10.848	1:33.500
32	6.602	1:44.122	32	9.964	1:32.707	32	13.232	1:32.541	32	16.637	1:33.030	32	19.432	1:32.517
44	7.511	1:45.031	44	10.500	1:32.334	77	14.824	1:32.870	77	17.848	1:32.649	77	21.024	1:32.898
77	7.627	1:45.147	77	11.227	1:32.945	14	16.516	1:32.810	14	19.435	1:32.544	14	22.535	1:32.822
69	8.572	1:46.092	69	12.265	1:33.038	36	18.817	1:34.266	36	22.543	1:33.351	36	26.678	1:33.857
14	9.449	1:46.969	14	12.979	1:32.875	11	19.681	1:34.601	11	24.208	1:34.152	11	28.465	1:33.979
36	9.714	1:47.234	36	13.824	1:33.455	27	20.745	1:33.942	27	24.811	1:33.691	27	29.220	1:34.131
11	10.458	1:47.978	11	14.353	1:33.240	15	29.784	1:38.395	15	36.913	1:36.754	15	43.195	1:36.004
27	11.375	1:48.895	27	16.076	1:34.046									
16	13.083	1:50.603	16	20.256	1:36.518									
15	14.217	1:51.737	15	20.662	1:35.790									

Blaupunkt SEAT Cupra Championship
ROUND 7 - LAP CHART

Lap 6			Lap 7			Lap 8			Lap 9			Lap 10		
No	Behind	Laptime	No	Behind	Laptime	No	Behind	Laptime	No	Behind	Laptime	No	Behind	Laptime
10		1:31.156	10		1:30.241	10		1:30.418	10		1:30.536	10		1:30.633
4	0.284	1:30.591	4	0.845	1:30.802	4	0.884	1:30.457	4	0.832	1:30.484	4	0.728	1:30.529
23	0.946	1:30.438	23	1.313	1:30.608	23	1.536	1:30.641	23	2.715	1:31.715	23	3.224	1:31.142
2	4.086	1:30.964	2	4.803	1:30.958	2	5.673	1:31.288	2	6.836	1:31.699	2	8.596	1:32.393
8	5.012	1:31.250	5	12.318	1:32.324	7	14.402	1:32.330	7	15.644	1:31.778	7	16.827	1:31.816
9	5.294	1:31.002	7	12.490	1:31.785	70	15.775	1:32.921	70	16.442	1:31.203	70	18.277	1:32.468
5	10.235	1:31.623	70	13.272	1:32.252	12	16.288	1:32.672	12	17.228	1:31.476	12	18.513	1:31.918
7	10.946	1:31.599	12	14.034	1:32.323	5	17.034	1:35.134	5	18.589	1:32.091	5	20.210	1:32.254
70	11.261	1:31.597	3	14.489	1:32.609	3	17.257	1:33.186	3	19.206	1:32.485	3	20.654	1:32.081
12	11.952	1:32.260	8	16.605	1:41.834	8	18.149	1:31.962	8	19.775	1:32.162	8	21.220	1:32.078
3	12.121	1:33.165	32	24.232	1:33.451	32	26.968	1:33.154	32	29.806	1:33.374	32	32.949	1:33.776
32	21.022	1:32.746	77	26.288	1:33.574	77	29.230	1:33.360	77	32.586	1:33.892	77	35.673	1:33.720
77	22.955	1:33.087	14	27.136	1:33.221	14	30.547	1:33.829	14	33.245	1:33.234	14	36.162	1:33.550
14	24.156	1:32.777	36	35.150	1:35.702	36	40.066	1:35.334	11	45.472	1:35.570	11	49.299	1:34.460
36	29.689	1:34.167	11	35.766	1:34.800	11	40.438	1:35.090	27	45.795	1:35.274	27	50.383	1:35.221
11	31.207	1:33.898	27	36.893	1:34.712	27	41.057	1:34.582	36	45.917	1:36.387	36	51.508	1:36.224
27	32.422	1:34.358	15	55.516	1:36.801	15	1:02.203	1:37.105	15	1:09.955	1:38.288	15	1:17.499	1:38.177
15	48.956	1:36.917												

Blaupunkt SEAT Cupra Championship
ROUND 7 - LAP CHART

Lap 11			Lap 12		
No	Behind	Laptime	No	Behind	Laptime
10		1:30.778	10		1:30.862
4	0.755	1:30.805	4	0.805	1:30.912
23	4.384	1:31.938	23	5.545	1:32.023
2	10.046	1:32.228	2	11.666	1:32.482
7	17.928	1:31.879	7	18.952	1:31.886
70	19.104	1:31.605	12	20.721	1:31.839
12	19.744	1:32.009	70	20.909	1:32.667
5	22.274	1:32.842	5	23.459	1:32.047
3	22.612	1:32.736	8	24.353	1:32.119
8	23.096	1:32.654	3	25.121	1:33.371
32	35.676	1:33.505	32	39.240	1:34.426
77	39.030	1:34.135	77	42.048	1:33.880
14	39.512	1:34.128	14	42.573	1:33.923
11	52.302	1:33.781	11	55.572	1:34.132
27	54.117	1:34.512	27	57.909	1:34.654
36	57.132	1:36.402	36	1:02.093	1:35.823
15	1:24.332	1:37.611	15	1:32.168	1:38.698

Blaupunkt SEAT Cupra Championship

ROUND 7 - POSITION CHART

No	Name	Laps Pos	1	2	3	4	5	6	7	8	9	10	11	12
			10	WILKINSON	1	10	10	10	10	10	10	10	10	10
4	ADAM	2	4	4	4	4	4	4	4	4	4	4	4	4
23	MUSSI	3	23	23	23	23	23	23	23	23	23	23	23	23
2	BREEZE	4	2	2	2	2	2	2	2	2	2	2	2	2
8	WATERWORTH	5	8	8	8	8	8	8	5	7	7	7	7	7
9	NIXON	6	9	9	9	9	9	9	7	70	70	70	70	12
7	WELCH	7	7	7	7	7	5	5	70	12	12	12	12	70
12	BLENCOWE	8	12	12	12	12	3	7	12	5	5	5	5	5
3	MACDOWALL	9	3	5	5	5	7	70	3	3	3	3	3	8
5	McMILLAN	10	5	3	3	3	70	12	8	8	8	8	8	3
70	WHYTE	11	70	70	70	70	12	3	32	32	32	32	32	32
32	CHURCHILL	12	32	32	32	32	32	32	77	77	77	77	77	77
44	NORDSTROM	13	44	44	77	77	77	77	14	14	14	14	14	14
77	VAULKHARD	14	77	77	14	14	14	14	36	36	11	11	11	11
69	BEVAN	15	69	69	36	36	36	36	11	11	27	27	27	27
14	CHURCHILL	16	14	14	11	11	11	11	27	27	36	36	36	36
36	BAILEY	17	36	36	27	27	27	27	15	15	15	15	15	15
11	DOBLE	18	11	11	15	15	15	15						
27	WAITE	19	27	27										
16	MORGAN	20	16	16										
15	SETTERFIELD	21	15	15										

Blaupunkt SEAT Cupra Championship

ROUND 8 - CLASSIFICATION

POS	NO	CL	NAME	NAT	ENTRY	LAPS	TIME	GAP	DIFF	MPH	BEST	ON
1	4		Jonathan ADAM	GBR	Total Control Racing	13	20:09.697			82.21	1:28.389	3
2	23		Fulvio MUSSI	GBR	Total Control Racng	13	20:16.033	6.336	6.336	81.78	1:29.108	3
3	8		Neil WATERWORTH	GBR	Total Control Racing	13	20:17.844	8.147	1.811	81.66	1:29.527	4
4	12		Alan BLENOWE	GBR	Triple R	13	20:19.408	9.711	1.564	81.55	1:29.233	3
5	2		Carl BREEZE	GBR	Blue Chip/CMS Motorsport	13	20:25.143	15.446	5.735	81.17	1:29.857	3
6	7		Daniel WELCH	GBR	Marriott/Welch Motorsport	13	20:26.283	16.586	1.140	81.10	1:29.895	3
7	10		Oli WILKINSON	GBR	Sureterm Direct/CMS Motorsport	13	20:26.799	17.102	0.516	81.06	1:29.948	5
8	9		Gareth NIXON	GBR	Nixon Motorsport	13	20:35.691	25.994	8.892	80.48	1:30.377	7
9	5		Liam McMILLAN	GBR	Maxtreme	13	20:42.591	32.894	6.900	80.03	1:30.188	3
10	32	R	Ian CHURCHILL	GBR	Churchill Motorsport	13	20:56.118	46.421	13.527	79.17	1:32.154	6
11	44	R	Freddy NORDSTROM	SWE	Advent Motorsport	13	21:00.403	50.706	4.285	78.90	1:32.609	5
12	3		Ray MACDOWALL	GBR	Total Control Racing	13	21:01.876	52.179	1.473	78.81	1:31.292	5
13	77	R	Harry VAULKHARD	GBR	Volkis Boozer'z/Triple R	13	21:04.301	54.604	2.425	78.66	1:33.214	5
14	11	R	Mike DOBLE	GBR	Doble Motorsports	13	21:05.618	55.921	1.317	78.58	1:33.193	9
15	36	R	Eric BAILEY	GBR	Startline Services/ABRA	13	21:10.919	1:01.222	5.301	78.25	1:33.602	5
16	14	R	Adrian CHURCHILL	GBR	Churchill Motorsport	13	21:11.201	1:01.504	0.282	78.23	1:33.443	11
17	27	R	Kristian WAITE	GBR	Second Time Round	13	21:18.522	1:08.825	7.321	77.78	1:33.818	4
18	69	R	Tim BEVAN	GBR	Pyro Motorsport	13	21:48.854	1:39.157	30.332	75.98	1:33.648	5
NOT CLASSIFIED												
DNF	16	R	James MORGAN	GBR	CMS Motorsport	8	15:30.535	5 laps	5 laps	65.77	1:36.824	4
DNF	70		Stewart WHYTE	GBR	SWR	0						
FASTEST LAP												
	4		Jonathan ADAM	GBR	Total Control Racing	3	1:28.389			86.55 mph	139.29 kph	
	32	R	Ian CHURCHILL	GBR	Churchill Motorsport	6	1:32.154			83.01 mph	133.60 kph	

Weather / Track : Cloudy / Dry
 These results are provisional until the conclusion of any judicial and technical matters.

Croft
 Circuit Length = 2.1251 miles
 Start: 18:06 End: 18:28

Clerk of Course :	Timekeeper :
-------------------	--------------

Blaupunkt SEAT Cupra Championship
ROUND 8 - SECTOR ANALYSIS

2	Carl BREEZE Blue Chip/CMS Motorsport														
1	113.2	36.776	99.3	25.906	94.0	1:41.089	8	27.945	115.5	37.118	99.3	25.679	95.6	1:30.742	
2	41.891	60.7	51.359	50.2	33.206	97.1	2:06.456	9	27.624	115.3	37.263	98.5	25.985	95.5	1:30.872
3	27.395	116.1	37.024	100.0	25.438	96.0	1:29.857	10	27.742	114.3	37.451	98.5	25.975	95.1	1:31.168
4	27.691	116.1	36.918	99.1	25.495	95.7	1:30.104	11	27.702	114.9	37.471	98.7	26.105	94.9	1:31.278
5	27.601	115.5	37.085	99.6	25.478	94.9	1:30.164	12	27.790	115.3	37.547	98.7	25.940	95.1	1:31.277
6	27.659	114.3	37.119	99.1	25.654	94.7	1:30.432	13	27.858	114.9	37.627	98.7	26.089	95.5	1:31.574
7	27.488	115.3	37.208	98.1	25.434	95.2	1:30.130	14							
3	Ray MACDOWALL Total Control Racing														
1	111.8	36.964	99.7	25.585	96.4	1:52.002	8	28.466	113.0	37.574	99.1	26.047	95.5	1:32.087	
2	40.956	51.9	50.667	33.2	33.901	94.8	2:05.524	9	27.659	115.5	37.438	93.6	26.250	94.1	1:31.347
3	27.966	111.3	37.414	101.2	26.043	96.0	1:31.423	10	29.035	115.1	37.884	98.3	26.139	94.8	1:33.058
4	27.948	116.3	37.716	99.6	26.420	95.5	1:32.084	11	27.881	114.9	37.415	99.7	26.098	96.0	1:31.394
5	27.859	115.1	37.395	99.7	26.038	95.1	1:31.292	12	27.874	117.3	37.816	98.4	26.176	95.2	1:31.866
6	27.779	115.5	52.599	74.2	26.427	94.5	1:46.805	13	28.190	113.9	37.496	98.5	25.811	95.3	1:31.497
7	27.984	114.1	37.375	98.0	26.138	94.5	1:31.497	14							
4	Jonathan ADAM Total Control Racing														
1	114.1	36.361	100.3	24.833	97.1	1:37.212	8	27.363	115.1	36.806	98.8	25.462	96.3	1:29.631	
2	40.618	65.5	53.071	55.6	33.873	95.9	2:07.562	9	27.421	114.7	36.783	99.4	25.481	96.3	1:29.685
3	27.236	115.5	36.295	100.2	24.858	96.6	1:28.389	10	27.309	115.1	37.026	99.1	25.543	96.0	1:29.878
4	27.149	114.9	36.409	99.9	24.989	96.7	1:28.547	11	27.468	115.1	36.939	99.0	25.597	96.3	1:30.004
5	27.371	114.7	36.568	99.1	25.273	96.1	1:29.212	12	27.556	115.5	37.065	98.7	25.712	96.0	1:30.333
6	27.584	113.9	36.757	99.0	25.182	96.1	1:29.523	13	27.424	115.7	37.064	99.0	25.695	95.9	1:30.183
7	27.393	114.7	36.784	99.1	25.361	96.4	1:29.538	14							
5	Liam McMILLAN Maxtrene														
1	113.4	37.236	100.0	25.809	95.2	1:41.494	8	28.015	114.5	37.470	98.7	26.049	95.6	1:31.534	
2	42.020	57.0	51.197	51.1	33.686	95.6	2:06.903	9	27.755	114.5	37.487	97.4	26.159	95.2	1:31.401
3	27.512	115.3	37.180	100.2	25.496	95.9	1:30.188	10	27.766	115.1	37.891	96.8	28.131	95.1	1:33.788
4	27.453	116.1	36.971	99.4	25.774	94.8	1:30.198	11	27.992	114.9	38.142	95.9	26.637	94.9	1:32.771
5	27.557	115.9	37.513	92.9	25.909	95.9	1:30.979	12	28.112	113.2	38.079	97.0	26.589	95.2	1:32.780
6	27.841	115.3	41.892	95.3	26.033	95.3	1:35.766	13	28.315	114.5	38.388	97.4	26.571	94.7	1:33.274
7	27.814	114.7	37.580	96.0	26.121	95.3	1:31.515	14							
7	Daniel WELCH Marriott/Welch Motorsport														
1	114.5	37.010	100.2	25.893	94.9	1:40.895	8	28.484	114.7	37.556	97.0	25.672	95.5	1:31.712	
2	41.218	63.2	51.554	57.9	33.443	96.8	2:06.215	9	27.655	115.5	37.521	97.5	25.718	95.2	1:30.894
3	27.576	114.9	36.982	99.3	25.337	96.3	1:29.895	10	27.818	115.3	37.381	96.6	26.027	92.9	1:31.226
4	27.648	113.2	37.120	99.3	25.384	96.0	1:30.152	11	27.947	115.5	37.573	97.5	25.737	95.6	1:31.257
5	27.666	114.7	37.060	99.1	25.491	95.7	1:30.217	12	27.768	115.3	37.487	96.8	26.006	96.0	1:31.261
6	27.575	115.9	36.991	98.7	25.605	96.0	1:30.171	13	27.790	115.5	37.706	94.4	26.249	95.1	1:31.745
7	27.662	115.1	37.110	98.1	25.871	94.7	1:30.643	14							
8	Neil WATERWORTH Total Control Racing														
1	115.3	36.586	100.9	25.376	95.7	1:38.721	8	27.387	115.3	37.145	99.7	25.815	95.3	1:30.347	
2	40.938	70.1	52.458	60.2	33.345	95.9	2:06.741	9	27.339	115.7	36.946	99.7	25.874	95.5	1:30.159
3	27.489	116.3	36.670	101.2	25.581	95.1	1:29.740	10	27.566	114.9	37.199	99.7	25.849	95.2	1:30.614
4	27.221	115.5	36.827	100.5	25.479	95.3	1:29.527	11	27.530	115.3	37.180	97.8	25.950	95.7	1:30.660
5	27.237	115.5	36.996	100.5	25.541	95.7	1:29.774	12	27.401	115.5	37.082	99.4	26.085	95.1	1:30.568
6	27.342	115.5	36.958	99.4	25.599	95.5	1:29.899	13	27.470	115.5	37.388	99.6	26.330	95.2	1:31.188
7	27.397	115.3	36.874	99.7	25.635	95.7	1:29.906	14							
9	Gareth NIXON Nixon Motorsport														
1	112.0	38.511	98.7	26.158	97.1	1:48.529	8	27.634	114.1	37.274	99.9	25.699	95.3	1:30.607	
2	42.818	58.0	50.774	38.9	33.852	97.0	2:07.444	9	27.572	115.3	37.399	98.7	25.848	96.0	1:30.819
3	27.987	114.7	37.015	100.6	25.691	95.7	1:30.693	10	27.691	114.9	37.571	98.5	26.044	95.6	1:31.306
4	28.606	114.7	36.736	100.6	25.438	95.5	1:30.780	11	27.706	114.3	37.368	99.3	25.932	94.3	1:31.006
5	28.227	115.3	36.994	99.7	25.671	94.9	1:30.892	12	27.657	114.3	37.452	98.8	25.939	95.7	1:31.048
6	27.644	114.1	37.250	99.9	25.633	95.5	1:30.527	13	27.776	114.1	37.629	98.7	26.258	91.4	1:31.663
7	27.598	113.4	37.075	99.0	25.704	95.1	1:30.377	14							

Croft
 Circuit Length = 2.1251 miles
 Start: 18:06 End: 18:28

Weather / Track : Cloudy / Dry

Blaupunkt SEAT Cupra Championship
ROUND 8 - SECTOR ANALYSIS

10	Oli WILKINSON					Sureterm Direct/CMS Motorsport									
1	114.5	36.681	100.8	25.231	96.8	1:39.283	8	27.814	116.7	37.856	98.3	25.806	95.3	1:31.476	
2	41.662	63.1	51.838	56.9	33.237	96.1	2:06.737	9	27.618	116.5	37.220	98.3	25.946	95.6	1:30.784
3	27.406	116.1	36.593	100.2	26.325	95.3	1:30.324	10	27.698	116.7	37.377	98.5	25.963	94.0	1:31.038
4	27.528	115.5	36.933	99.1	25.624	94.3	1:30.085	11	27.817	117.1	37.651	98.7	26.402	92.6	1:31.870
5	27.553	114.9	36.961	99.7	25.434	95.6	1:29.948	12	27.907	116.1	37.435	98.5	26.029	95.3	1:31.371
6	27.573	115.1	37.178	98.8	26.944	83.1	1:31.695	13	27.666	116.9	37.414	98.3	26.140	95.1	1:31.220
7	28.208	115.9	36.955	98.7	25.805	95.2	1:30.968	14							
11	Mike DOBLE					Doble Motorsports									
1	110.9	39.034	96.6	26.378	89.4	1:46.031	8	29.300	110.6	38.360	96.6	26.478	89.5	1:34.138	
2	41.059	63.1	51.652	42.6	34.195	89.7	2:06.906	9	28.535	112.2	38.028	94.9	26.630	89.8	1:33.193
3	28.691	112.8	38.844	96.8	26.179	89.2	1:33.714	10	28.696	111.7	38.436	96.0	26.634	89.4	1:33.766
4	29.682	109.3	38.166	96.7	26.554	89.8	1:34.402	11	28.592	112.4	38.508	96.0	26.673	90.0	1:33.773
5	28.928	111.1	38.161	96.4	26.208	90.2	1:33.297	12	28.646	111.7	39.100	95.7	26.749	90.2	1:34.495
6	28.575	112.8	38.424	96.0	26.831	89.7	1:33.830	13	28.642	111.7	38.366	95.2	26.576	90.4	1:33.584
7	28.764	111.5	38.525	95.6	27.200	86.6	1:34.489	14							
12	Alan BLENCOWE					Triple R									
1	113.0	36.923	100.5	25.484	95.9	1:39.976	8	27.440	115.5	37.301	99.3	25.565	95.6	1:30.306	
2	41.462	63.1	51.859	54.0	33.381	96.4	2:06.702	9	27.432	115.3	37.398	99.1	25.739	95.3	1:30.569
3	27.208	115.7	36.791	100.9	25.234	95.6	1:29.233	10	27.517	115.3	37.407	99.0	25.689	95.5	1:30.613
4	27.447	115.9	36.921	100.2	25.336	95.3	1:29.704	11	27.626	115.5	37.437	99.6	25.565	95.3	1:30.628
5	27.498	114.9	36.957	99.7	25.469	95.9	1:29.924	12	27.520	115.1	37.504	99.1	25.626	95.1	1:30.650
6	27.581	114.5	37.125	99.6	25.375	95.7	1:30.081	13	27.570	115.5	37.570	99.0	25.664	94.9	1:30.804
7	27.579	114.5	37.278	98.4	25.361	95.9	1:30.218	14							
14	Adrian CHURCHILL					Churchill Motorsport									
1	108.9	38.812	97.3	26.737	91.1	1:48.445	8	29.119	111.3	38.239	95.5	27.256	89.1	1:34.614	
2	42.267	55.7	50.801	40.7	34.237	91.9	2:07.305	9	28.766	113.4	38.161	96.4	28.284	87.8	1:35.211
3	29.184	108.9	38.458	97.4	26.440	91.2	1:34.082	10	29.932	109.3	38.673	94.4	26.549	90.3	1:35.154
4	28.669	111.8	38.117	97.3	26.853	90.7	1:33.639	11	28.309	113.2	38.111	95.7	27.023	91.2	1:33.443
5	28.399	111.8	38.600	96.0	26.473	91.2	1:33.472	12	28.647	111.8	38.545	93.7	27.041	90.2	1:34.233
6	28.420	113.0	38.389	96.0	27.016	89.6	1:33.825	13	28.286	113.2	38.865	95.3	27.055	91.3	1:34.206
7	28.346	113.2	38.990	96.1	26.236	90.0	1:33.572	14							
16	James MORGAN					CMS Motorsport									
1	104.5	40.459	89.6	27.254	87.6	1:51.579	5	30.590	106.0	41.091	93.5	28.743	86.4	1:40.424	
2	40.617	51.1	50.632	38.0	35.095	86.8	2:06.344	6	30.647	104.5	39.954	91.7	26.968	88.8	1:37.569
3	31.639	105.8	39.521	94.9	27.727	88.8	1:38.887	7	30.709	105.0	40.069	91.7	27.631	87.8	1:38.409
4	30.304	106.5	39.409	95.3	27.111	85.3	1:36.824	8	29.920	106.7	39.628	93.9	27.424	79.1	1:36.972
23	Fulvio MUSSI					Total Control Racng									
1	113.7	36.599	100.0	25.072	95.6	1:38.077	8	27.468	113.9	36.860	99.3	25.443	95.6	1:29.771	
2	40.652	78.0	52.893	58.1	33.579	95.2	2:07.124	9	27.739	113.9	37.065	99.0	25.660	95.2	1:30.464
3	27.521	115.1	36.370	100.6	25.217	95.7	1:29.108	10	27.494	113.9	37.172	99.3	25.660	95.3	1:30.326
4	27.517	113.0	36.581	100.6	25.381	95.7	1:29.479	11	27.567	114.3	37.148	99.1	25.770	95.3	1:30.485
5	27.625	112.4	36.718	99.0	25.284	95.7	1:29.627	12	27.746	113.6	37.504	98.0	25.747	94.8	1:30.997
6	27.606	113.0	36.905	99.3	25.304	95.3	1:29.815	13	27.873	113.2	37.215	98.5	25.821	95.2	1:30.909
7	27.594	113.9	36.887	99.1	25.370	95.9	1:29.851	14							
27	Kristian WAITE					Second Time Round									
1	109.1	38.977	94.8	26.770	90.0	1:47.503	8	29.337	108.4	39.018	93.5	26.732	89.0	1:35.087	
2	41.967	56.8	50.461	40.0	34.327	90.7	2:06.755	9	29.012	110.6	38.616	93.5	26.609	88.9	1:34.237
3	30.948	90.2	39.261	94.4	26.596	89.7	1:36.805	10	29.194	108.9	38.699	93.6	26.754	88.9	1:34.647
4	28.994	110.2	38.302	94.4	26.522	89.6	1:33.818	11	29.140	110.6	38.715	94.8	27.110	89.0	1:34.965
5	28.956	110.0	38.464	95.5	27.460	82.5	1:34.880	12	29.044	110.6	38.579	95.7	26.999	88.4	1:34.622
6	29.295	110.0	39.139	90.8	26.743	89.6	1:35.177	13	29.043	110.7	38.801	95.1	27.549	77.5	1:35.393
7	28.926	109.8	38.621	92.3	27.086	88.5	1:34.633	14							
32	Ian CHURCHILL					Churchill Motorsport									
1	111.3	38.284	97.3	26.437	91.6	1:44.183	8	28.671	110.7	38.514	96.6	26.211	91.8	1:33.396	
2	40.520	58.0	51.862	45.0	34.943	91.7	2:07.325	9	28.544	111.5	38.173	95.9	26.491	91.9	1:33.208

Croft
Circuit Length = 2.1251 miles
Start: 18:06 End: 18:28

Weather / Track : Cloudy / Dry

Blaupunkt SEAT Cupra Championship

ROUND 8 - SECTOR ANALYSIS

3	28.729	111.1	38.146	96.8	26.204	90.8	1:33.079	10	28.507	111.7	38.366	96.3	26.448	91.8	1:33.321	
4	28.407	111.5	37.950	96.7	25.932	91.6	1:32.289	11	28.658	111.3	38.548	95.9	26.596	91.4	1:33.802	
5	28.681	110.4	38.131	97.7	25.948	91.8	1:32.760	12	28.680	111.7	38.559	96.6	26.499	90.7	1:33.738	
6	28.183	112.6	37.909	96.8	26.062	91.9	1:32.154	13	28.620	111.5	38.856	96.6	27.115	89.7	1:34.591	
7	28.414	111.7	37.817	96.7	26.041	91.4	1:32.272	14								
36	Eric BAILEY							Startline Services/ABRA								
1	108.1	38.868	96.8	26.427	93.3	1:47.892	8	28.999	113.0	38.410	95.1	27.199	90.4	1:34.608		
2	42.241	55.7	50.491	39.9	34.107	94.4	2:06.839	9	28.825	112.6	38.229	96.1	27.692	89.8	1:34.746	
3	29.141	110.9	38.401	96.4	26.396	93.2	1:33.938	10	28.916	112.0	39.396	93.5	26.664	92.7	1:34.976	
4	29.384	112.8	38.380	95.2	26.542	92.9	1:34.306	11	28.604	112.8	38.629	94.1	26.602	92.3	1:33.835	
5	28.674	112.4	38.471	94.7	26.457	92.6	1:33.602	12	28.779	112.4	38.612	94.4	26.738	92.4	1:34.129	
6	28.465	113.6	38.532	94.4	26.619	91.7	1:33.616	13	28.797	114.3	38.728	93.5	27.045	91.3	1:34.570	
7	28.683	112.8	38.563	94.1	26.616	91.9	1:33.862	14								
44	Freddy NORDSTROM							Advent Motorsport								
1	112.8	38.720	96.4	26.319	91.1	1:45.348	8	28.973	111.5	38.118	96.7	26.523	89.6	1:33.614		
2	40.843	60.3	51.452	44.3	34.486	92.6	2:06.781	9	28.823	111.3	38.201	95.6	26.308	91.2	1:33.332	
3	29.210	113.4	38.554	97.0	26.095	90.9	1:33.859	10	28.836	110.9	38.322	95.6	26.334	91.4	1:33.492	
4	29.031	112.0	38.502	97.3	25.979	91.6	1:33.512	11	28.806	111.1	38.398	96.1	26.493	91.1	1:33.697	
5	28.506	111.5	38.005	97.4	26.098	90.2	1:32.609	12	28.797	111.5	38.407	95.6	26.598	90.7	1:33.802	
6	28.926	112.8	37.953	96.3	26.196	91.1	1:33.075	13	28.857	111.7	38.600	94.9	26.613	90.4	1:34.070	
7	28.710	110.9	38.252	95.6	26.250	90.1	1:33.212	14								
69	Tim BEVAN							Pyro Motorsport								
1	110.2	38.600	95.9	26.358	89.7	1:45.066	7	28.735	111.7	38.588	94.0	39.195	77.0	1:46.518		
2	40.408	57.9	51.657	43.7	34.745	91.8	2:06.810	8	29.613	109.1	38.718	94.8	26.584	90.4	1:34.915	
3	29.267	112.0	38.116	96.6	26.679	89.1	1:34.062	9	28.863	108.4	38.602	95.2	27.130	90.4	1:34.595	
4	29.360	111.7	38.687	95.3	26.215	91.4	1:34.262	10	28.657	109.5	38.706	95.6	26.697	90.4	1:34.060	
5	28.502	112.2	38.308	95.6	26.838	91.1	1:33.648	11	28.948	110.2	38.453	94.1	26.936	88.3	1:34.337	
6	28.635	112.2	38.630	94.0	26.738	89.7	1:34.003	12	28.814	110.6	38.652	94.5	2:29.112	0.5	1:34.269	
77	Harry VAULKHARD							Volkis Boozer'z/Triple R								
1	111.5	39.446	97.3	26.534	91.9	1:46.850	8	28.604	111.8	38.254	96.0	26.466	90.7	1:33.324		
2	41.320	61.6	51.062	41.2	33.994	91.8	2:06.376	9	28.529	111.7	38.280	96.0	26.815	87.3	1:33.624	
3	28.939	112.4	38.653	96.8	27.035	91.1	1:34.627	10	28.709	111.3	38.067	96.4	26.647	90.3	1:33.423	
4	28.613	112.4	39.045	95.9	26.396	91.9	1:34.054	11	28.515	111.5	38.308	96.1	26.544	90.3	1:33.367	
5	28.321	112.8	38.439	96.4	26.454	91.3	1:33.214	12	28.464	111.8	38.471	96.3	26.583	90.4	1:33.518	
6	28.300	113.2	38.272	95.5	26.907	90.4	1:33.479	13	28.699	105.7	39.077	96.0	26.781	87.3	1:34.557	
7	28.605	112.0	38.612	95.1	26.671	90.2	1:33.888	14								

Blaupunkt SEAT Cupra Championship
ROUND 8 - SPEED TRAPS

SECTOR 1				SECTOR 2			FINISH LINE			
POS	NO	NAME	MPH	NO	NAME	MPH	NO	NAME	MPH	
1	3	Ray MACDOWALL	117.3	3	Ray MACDOWALL	101.2	2	Carl BREEZE	97.1	
2	10	Oli WILKINSON	117.1	8	Neil WATERWORTH	101.2	4	Jonathan ADAM	97.1	
3	8	Neil WATERWORTH	116.3	12	Alan BLENCOWE	100.9	9	Gareth NIXON	97.1	
4	2	Carl BREEZE	116.1	10	Oli WILKINSON	100.8	7	Daniel WELCH	96.8	
5	5	Liam McMILLAN	116.1	9	Gareth NIXON	100.6	10	Oli WILKINSON	96.8	
6	7	Daniel WELCH	115.9	23	Fulvio MUSSI	100.6	3	Ray MACDOWALL	96.4	
7	12	Alan BLENCOWE	115.9	4	Jonathan ADAM	100.3	12	Alan BLENCOWE	96.4	
8	4	Jonathan ADAM	115.7	5	Liam McMILLAN	100.2	5	Liam McMILLAN	95.9	
9	9	Gareth NIXON	115.3	7	Daniel WELCH	100.2	8	Neil WATERWORTH	95.9	
10	23	Fulvio MUSSI	115.1	2	Carl BREEZE	100.0	23	Fulvio MUSSI	95.9	
11	36	Eric BAILEY	114.3	32	Ian CHURCHILL	97.7	36	Eric BAILEY	94.4	
12	14	Adrian CHURCHILL	113.4	14	Adrian CHURCHILL	97.4	44	Freddy NORDSTROM	92.6	
13	44	Freddy NORDSTROM	113.4	44	Freddy NORDSTROM	97.4	14	Adrian CHURCHILL	91.9	
14	77	Harry VAULKHARD	113.2	77	Harry VAULKHARD	97.3	32	Ian CHURCHILL	91.9	
15	11	Mike DOBLE	112.8	11	Mike DOBLE	96.8	77	Harry VAULKHARD	91.9	
16	32	Ian CHURCHILL	112.6	36	Eric BAILEY	96.8	69	Tim BEVAN	91.8	
17	69	Tim BEVAN	112.2	69	Tim BEVAN	96.6	27	Kristian WAITE	90.7	
18	27	Kristian WAITE	110.7	27	Kristian WAITE	95.7	11	Mike DOBLE	90.4	
19	16	James MORGAN	106.7	16	James MORGAN	95.3	16	James MORGAN	88.8	

Blaupunkt SEAT Cupra Championship

ROUND 8 - BEST SECTOR TIMES

SECTOR 1			SECTOR 2			SECTOR 3			IDEAL / BEST COMPARISON						
POS	NO	NAME	TIME	NO	NAME	TIME	NO	NAME	TIME	POS	NO	NAME	IDEAL	BEST	DIFF
1	4	ADAM	27.149	4	ADAM	36.295	4	ADAM	24.833	1	4	ADAM	1:28.277	1:28.389	0.112
2	12	BLENCOWE	27.208	23	MUSSI	36.370	23	MUSSI	25.072	2	23	MUSSI	1:28.910	1:29.108	0.198
3	8	WATERWORTH	27.221	8	WATERWORTH	36.586	10	WILKINSON	25.231	3	8	WATERWORTH	1:29.183	1:29.527	0.344
4	2	BREEZE	27.395	10	WILKINSON	36.593	12	BLENCOWE	25.234	4	10	WILKINSON	1:29.230	1:29.948	0.718
5	10	WILKINSON	27.406	9	NIXON	36.736	7	WELCH	25.337	5	12	BLENCOWE	1:29.233	1:29.233	0.000
6	5	McMILLAN	27.453	2	BREEZE	36.776	8	WATERWORTH	25.376	6	2	BREEZE	1:29.605	1:29.857	0.252
7	23	MUSSI	27.468	12	BLENCOWE	36.791	2	BREEZE	25.434	7	9	NIXON	1:29.746	1:30.377	0.631
8	9	NIXON	27.572	3	MACDOWALL	36.964	9	NIXON	25.438	8	7	WELCH	1:29.894	1:29.895	0.001
9	7	WELCH	27.575	5	McMILLAN	36.971	5	McMILLAN	25.496	9	5	McMILLAN	1:29.920	1:30.188	0.268
10	3	MACDOWALL	27.659	7	WELCH	36.982	3	MACDOWALL	25.585	10	3	MACDOWALL	1:30.208	1:31.292	1.084
11	32	CHURCHILL	28.183	32	CHURCHILL	37.817	32	CHURCHILL	25.932	11	32	CHURCHILL	1:31.932	1:32.154	0.222
12	14	CHURCHILL	28.286	44	NORDSTROM	37.953	44	NORDSTROM	25.979	12	44	NORDSTROM	1:32.438	1:32.609	0.171
13	77	VAULKHARD	28.300	11	DOBLE	38.028	11	DOBLE	26.179	13	14	CHURCHILL	1:32.633	1:33.443	0.810
14	36	BAILEY	28.465	77	VAULKHARD	38.067	69	BEVAN	26.215	14	11	DOBLE	1:32.742	1:33.193	0.451
15	69	BEVAN	28.502	14	CHURCHILL	38.111	14	CHURCHILL	26.236	15	77	VAULKHARD	1:32.763	1:33.214	0.451
16	44	NORDSTROM	28.506	69	BEVAN	38.116	36	BAILEY	26.396	16	69	BEVAN	1:32.833	1:33.648	0.815
17	11	DOBLE	28.535	36	BAILEY	38.229	77	VAULKHARD	26.396	17	36	BAILEY	1:33.090	1:33.602	0.512
18	27	WAITE	28.926	27	WAITE	38.302	27	WAITE	26.522	18	27	WAITE	1:33.750	1:33.818	0.068
19	16	MORGAN	29.920	16	MORGAN	39.409	16	MORGAN	26.968	19	16	MORGAN	1:36.297	1:36.824	0.527
												Perfect Lap	1:28.277		

Weather / Track : Cloudy / Dry

www.msttiming.com

Croft
Circuit Length = 2.1251 miles
Start: 18:06 End: 18:28

Printed - 18.29 Sunday, 03 June 2007

Blaupunkt SEAT Cupra Championship
ROUND 8 - LAP CHART

Lap 1			Lap 2			Lap 3			Lap 4			Lap 5		
No	Behind	Laptime	No	Behind	Laptime	No	Behind	Laptime	No	Behind	Laptime	No	Behind	Laptime
4		1:37.212	4		2:07.562	4		1:28.389	4		1:28.547	4		1:29.212
23	0.865	1:38.077	23	0.427	2:07.124	23	1.146	1:29.108	23	2.078	1:29.479	23	2.493	1:29.627
8	1.509	1:38.721	8	0.688	2:06.741	8	2.039	1:29.740	8	3.019	1:29.527	8	3.581	1:29.774
10	2.071	1:39.283	10	1.246	2:06.737	12	2.748	1:29.233	12	3.905	1:29.704	12	4.617	1:29.924
12	2.764	1:39.976	12	1.904	2:06.702	10	3.181	1:30.324	10	4.719	1:30.085	10	5.455	1:29.948
7	3.683	1:40.895	7	2.336	2:06.215	7	3.842	1:29.895	7	5.447	1:30.152	7	6.452	1:30.217
2	3.877	1:41.089	2	2.771	2:06.456	2	4.239	1:29.857	2	5.796	1:30.104	2	6.748	1:30.164
5	4.282	1:41.494	5	3.623	2:06.903	5	5.422	1:30.188	5	7.073	1:30.198	5	8.840	1:30.979
32	6.971	1:44.183	32	6.734	2:07.325	32	11.424	1:33.079	32	15.166	1:32.289	9	17.416	1:30.892
69	7.854	1:45.066	69	7.102	2:06.810	69	12.775	1:34.062	9	15.736	1:30.780	32	18.714	1:32.760
44	8.136	1:45.348	44	7.355	2:06.781	44	12.825	1:33.859	44	17.790	1:33.512	44	21.187	1:32.609
11	8.819	1:46.031	11	8.163	2:06.906	11	13.488	1:33.714	69	18.490	1:34.262	3	21.403	1:31.292
77	9.638	1:46.850	77	8.452	2:06.376	9	13.503	1:30.693	3	19.323	1:32.084	69	22.926	1:33.648
27	10.291	1:47.503	27	9.484	2:06.755	77	14.690	1:34.627	11	19.343	1:34.402	11	23.428	1:33.297
36	10.680	1:47.892	36	9.957	2:06.839	36	15.506	1:33.938	77	20.197	1:34.054	77	24.199	1:33.214
14	11.233	1:48.445	14	10.976	2:07.305	3	15.786	1:31.423	36	21.265	1:34.306	36	25.655	1:33.602
9	11.317	1:48.529	9	11.199	2:07.444	14	16.669	1:34.082	14	21.761	1:33.639	14	26.021	1:33.472
16	14.367	1:51.579	3	12.752	2:05.524	27	17.900	1:36.805	27	23.171	1:33.818	27	28.839	1:34.880
3	14.790	1:52.002	16	13.149	2:06.344	16	23.647	1:38.887	16	31.924	1:36.824	16	43.136	1:40.424

Blaupunkt SEAT Cupra Championship
ROUND 8 - LAP CHART

Lap 6			Lap 7			Lap 8			Lap 9			Lap 10		
No	Behind	Laptime	No	Behind	Laptime	No	Behind	Laptime	No	Behind	Laptime	No	Behind	Laptime
4		1:29.523	4		1:29.538	4		1:29.631	4		1:29.685	4		1:29.878
23	2.785	1:29.815	23	3.098	1:29.851	23	3.238	1:29.771	23	4.017	1:30.464	23	4.465	1:30.326
8	3.957	1:29.899	8	4.325	1:29.906	8	5.041	1:30.347	8	5.515	1:30.159	8	6.251	1:30.614
12	5.175	1:30.081	12	5.855	1:30.218	12	6.530	1:30.306	12	7.414	1:30.569	12	8.149	1:30.613
7	7.100	1:30.171	7	8.205	1:30.643	2	9.360	1:30.742	2	10.547	1:30.872	2	11.837	1:31.168
10	7.627	1:31.695	2	8.249	1:30.130	7	10.286	1:31.712	7	11.495	1:30.894	7	12.843	1:31.226
2	7.657	1:30.432	10	9.057	1:30.968	10	10.902	1:31.476	10	12.001	1:30.784	10	13.161	1:31.038
5	15.083	1:35.766	5	17.060	1:31.515	5	18.963	1:31.534	5	20.679	1:31.401	9	22.797	1:31.306
9	18.420	1:30.527	9	19.259	1:30.377	9	20.235	1:30.607	9	21.369	1:30.819	5	24.589	1:33.788
32	21.345	1:32.154	32	24.079	1:32.272	32	27.844	1:33.396	32	31.367	1:33.208	32	34.810	1:33.321
44	24.739	1:33.075	44	28.413	1:33.212	44	32.396	1:33.614	44	36.043	1:33.332	44	39.657	1:33.492
69	27.406	1:34.003	77	32.505	1:33.888	77	36.198	1:33.324	77	40.137	1:33.624	77	43.682	1:33.423
11	27.735	1:33.830	11	32.686	1:34.489	11	37.193	1:34.138	11	40.701	1:33.193	11	44.589	1:33.766
77	28.155	1:33.479	36	34.072	1:33.862	36	39.049	1:34.608	36	44.110	1:34.746	3	47.942	1:33.058
36	29.748	1:33.616	14	34.357	1:33.572	14	39.340	1:34.614	3	44.762	1:31.347	36	49.208	1:34.976
14	30.323	1:33.825	27	39.588	1:34.633	3	43.100	1:32.087	14	44.866	1:35.211	14	50.142	1:35.154
27	34.493	1:35.177	3	40.644	1:31.497	27	45.044	1:35.087	27	49.596	1:34.237	27	54.365	1:34.647
3	38.685	1:46.805	69	44.386	1:46.518	69	49.670	1:34.915	69	54.580	1:34.595	69	58.762	1:34.060
16	51.182	1:37.569	16	1:00.053	1:38.409	16	1:07.394	1:36.972						

Blaupunkt SEAT Cupra Championship
ROUND 8 - LAP CHART

Lap 11			Lap 12			Lap 13		
No	Behind	Laptime	No	Behind	Laptime	No	Behind	Laptime
4		1:30.004	4		1:30.333	4		1:30.183
23	4.946	1:30.485	23	5.610	1:30.997	23	6.336	1:30.909
8	6.907	1:30.660	8	7.142	1:30.568	8	8.147	1:31.188
12	8.773	1:30.628	12	9.090	1:30.650	12	9.711	1:30.804
2	13.111	1:31.278	2	14.055	1:31.277	2	15.446	1:31.574
7	14.096	1:31.257	7	15.024	1:31.261	7	16.586	1:31.745
10	15.027	1:31.870	10	16.065	1:31.371	10	17.102	1:31.220
9	23.799	1:31.006	9	24.514	1:31.048	9	25.994	1:31.663
5	27.356	1:32.771	5	29.803	1:32.780	5	32.894	1:33.274
32	38.608	1:33.802	32	42.013	1:33.738	32	46.421	1:34.591
44	43.350	1:33.697	44	46.819	1:33.802	44	50.706	1:34.070
77	47.045	1:33.367	77	50.230	1:33.518	3	52.179	1:31.497
11	48.358	1:33.773	3	50.865	1:31.866	77	54.604	1:34.557
3	49.332	1:31.394	11	52.520	1:34.495	11	55.921	1:33.584
36	53.039	1:33.835	36	56.835	1:34.129	36	1:01.222	1:34.570
14	53.581	1:33.443	14	57.481	1:34.233	14	1:01.504	1:34.206
27	59.326	1:34.965	27	1:03.615	1:34.622	27	1:08.825	1:35.393
69	1:03.095	1:34.337	69	1:07.031	1:34.269	69	-23.152	1:34.269

Blaupunkt SEAT Cupra Championship

ROUND 8 - POSITION CHART

No	Name	Laps Pos															
			1	2	3	4	5	6	7	8	9	10	11	12	13		
4	ADAM	1	4	4	4	4	4	4	4	4	4	4	4	4	4	4	4
23	MUSSI	2	23	23	23	23	23	23	23	23	23	23	23	23	23	23	23
8	WATERWORTH	3	8	8	8	8	8	8	8	8	8	8	8	8	8	8	8
10	WILKINSON	4	10	10	12	12	12	12	12	12	12	12	12	12	12	12	12
12	BLENCOWE	5	12	12	10	10	10	7	7	2	2	2	2	2	2	2	2
7	WELCH	6	7	7	7	7	7	10	2	7	7	7	7	7	7	7	7
2	BREEZE	7	2	2	2	2	2	2	10	10	10	10	10	10	10	10	10
5	McMILLAN	8	5	5	5	5	5	5	5	5	5	5	9	9	9	9	9
32	CHURCHILL	9	32	32	32	32	9	9	9	9	9	5	5	5	5	5	5
69	BEVAN	10	69	69	69	9	32	32	32	32	32	32	32	32	32	32	32
44	NORDSTROM	11	44	44	44	44	44	44	44	44	44	44	44	44	44	44	44
11	DOBLE	12	11	11	11	69	3	69	77	77	77	77	77	77	77	77	3
77	VAULKHARD	13	77	77	9	3	69	11	11	11	11	11	11	11	3	77	77
27	WAITE	14	27	27	77	11	11	77	36	36	36	3	3	11	11	11	11
36	BAILEY	15	36	36	36	77	77	36	14	14	3	36	36	36	36	36	36
14	CHURCHILL	16	14	14	3	36	36	14	27	3	14	14	14	14	14	14	14
9	NIXON	17	9	9	14	14	14	27	3	27	27	27	27	27	27	27	27
16	MORGAN	18	16	3	27	27	27	3	69	69	69	69	69	69	69	69	69
3	MACDOWALL	19	3	16	16	16	16	16	16	16							69