

SRO
MOTORSPORTS GROUP



WORLD CHALLENGE
AMERICA



GT WORLD CHALLENGE AMERICA

powered by aws

Circuit of the Americas

18th – 20th September 2020



Results Provided by Timing Solutions Ltd
www.tsl-timing.com

Circuit of the Americas (II)

GT World Challenge America

PRACTICE SESSION 1 - CLASSIFICATION



POS	NO	CL	PIC	TEAM / DRIVERS	CAR	TIME	ON	LAPS	GAP	DIFF	KPH
1	20	Pro/Am	1	Wright Motorsports Fred POORDAD (USA) / Jan HEYLEN (BEL)	Porsche 911 GT3 R (991.II)	2:05.967	9	22			157.55
2	63	Pro/Am	2	DXDT Racing David ASKEW (USA) / Ryan DALZIEL (GBR)	Mercedes-AMG GT3	2:06.311	8	21	0.344	0.344	157.12
3	04	Pro/Am	3	DXDT Racing George KURTZ (USA) / Colin BRAUN (USA)	Mercedes-AMG GT3	2:06.521	9	25	0.554	0.210	156.86
4	80	Pro/Am	4	Racers Edge Motorsports Ziad GHANDOUR (USA) / Kyle MARCELLI (CAN)	Acura NSX GT3	2:07.381	4	20	1.414	0.860	155.80
5	1	Pro/Am	5	Squadra Corse Martin FUENTES (MEX) / Rodrigo BAPTISTA (BRA)	Ferrari 488 GT3	2:07.494	8	22	1.527	0.113	155.66
6	33	Silver	1	Winward Racing Alec UDELL (USA) / Russell WARD (USA)	Mercedes-AMG GT3	2:07.587	19	23	1.620	0.093	155.55
7	93	Silver	2	Racers Edge Motorsports Shelby BLACKSTOCK (USA) / Trent HINDMAN (USA)	Acura NSX GT3		0	1			

Weather / Track : Sunny / Dry

These results are provisional until the conclusion of any judicial and technical matters.

Circuit of the Americas

Circuit Length = 5.513 km

Start: 09:45 Flag 10:45 End: 10:48

Race Director :

Stewards :

Timekeeper :

Results can be found at www.tsl-timing.com

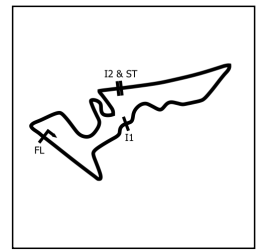
Printed - 10:56 Friday, September 18, 2020



Circuit of the Americas (II)

GT World Challenge America

PRACTICE SESSION 1 - SECTOR ANALYSIS



SECTOR 1 = FL to I1, SECTOR 2 = I1 to I2, SECTOR 3 = I2 to FL, DIFF = Difference To Personal Best Lap, P = Crossed Finish Line in Pit Lane, D = Time Disallowed

P1 20 Pro/Am Wright Motorsports		Porsche 911 GT3 R (991.II)					
IDEAL LAP TIME : 2:05.967		BEST LAP TIME : 2:05.967		DIFFERENCE : 0.000			
D1: Fred POORDAD		D2: Jan HEYLEN					
LAP	SECTOR 1	SECTOR 2	SECTOR 3	LAP TIME	KPH	DIFF	TIME OF DAY
1 - D2	OUTLAP	1:09.485	133.8	1:05.801			09:48:28.478
2 - D2	36.394	1:01.042	195.2	1:03.221	2:40.657	123.53	09:51:09.135
3 - D2	32.114	55.020	221.7	55.731	2:22.865	138.91	09:53:32.000
4 - D2	26.845	48.697	257.1	IN PIT	2:13.894 P	148.22	09:55:45.894
5 - D2	OUTLAP	49.116	256.5	51.660	4:13.148	78.39	09:59:59.042
6 - D2	26.848	48.778	257.7	51.309	2:06.935 (2)	156.35	10:02:05.977
7 - D2	27.554	51.308	258.3	IN PIT	2:15.411 P	146.56	10:04:21.388
8 - D2	OUTLAP	49.271	257.1	51.500	4:21.671	75.84	10:08:43.059
9 - D2	26.605	48.412	257.7	50.950	2:05.967 (1)	157.55	10:10:49.026
10 - D2	26.806	48.752	257.7	IN PIT	2:12.162 P	150.17	10:13:01.188
11 - D1	OUTLAP	52.961	251.7	54.999	5:13.283	63.35	10:18:14.471
12 - D1	28.286	50.581	255.3	53.899	2:12.766	149.48	10:20:27.237
13 - D1	27.734	50.577	256.5	53.585	2:11.896	150.47	10:22:39.133
14 - D1	27.755	50.203	255.9	53.075	2:11.033	151.46	10:24:50.166
15 - D1	27.358	49.744	258.3	52.465	2:09.567	153.17	10:26:59.733
16 - D1	27.609	49.208	257.7	52.909	2:09.726	152.99	10:29:09.459
17 - D1	27.277	49.637	257.7	52.826	2:09.740	152.97	10:31:19.199
18 - D1	28.060	49.984	256.5	IN PIT	2:20.216 P	141.54	10:33:39.415
19 - D1	OUTLAP	50.719	255.3	54.319	5:07.103	64.62	10:38:46.518
20 - D1	27.367	49.680	257.1	52.744	2:09.791	152.91	10:40:56.309
21 - D1	27.370	49.269	257.1	52.856	2:09.495 (3)	153.26	10:43:05.804
22 - D1	27.345	50.833	255.9	IN PIT	2:17.347 P	144.50	10:45:23.151

P2 63 Pro/Am DXDT Racing		Mercedes-AMG GT3					
IDEAL LAP TIME : 2:06.243		BEST LAP TIME : 2:06.311		DIFFERENCE : 0.068			
D1: David ASKEW		D2: Ryan DALZIEL					
LAP	SECTOR 1	SECTOR 2	SECTOR 3	LAP TIME	KPH	DIFF	TIME OF DAY
1 - D2	OUTLAP	51.621	224.5	53.076			09:47:32.375
2 - D2	27.599	48.704	252.3	51.568	2:07.871	155.20	09:49:40.246
3 - D2	27.380	48.507	253.5	51.321	2:07.208 (3)	156.01	09:51:47.454
4 - D2	27.368	48.353	253.5	IN PIT	2:13.102 P	149.10	09:54:00.556
5 - D2	OUTLAP	49.054	252.9	51.457	6:40.632	49.53	10:00:41.188
6 - D2	27.639	48.766	253.5	51.339	2:07.744	155.36	10:02:48.932
7 - D2	27.204	48.169	254.1	51.130	2:06.503 (2)	156.88	10:04:55.435
8 - D2	27.248	47.926	254.7	51.137	2:06.311 (1)	157.12	10:07:01.746
9 - D2	27.491	49.069	254.7	IN PIT	2:13.449 P	148.72	10:09:15.195
10 - D2	OUTLAP	49.179	254.1	53.706	6:36.884	50.00	10:15:52.079
11 - D2	27.187	48.132	255.3	IN PIT	2:11.851 P	150.52	10:18:03.930
12 - D1	OUTLAP	52.831	254.1	53.867	4:15.018	77.82	10:22:18.948
13 - D1	28.236	50.771	253.5	53.994	2:13.001	149.22	10:24:31.949
14 - D1	28.071	50.054	254.7	53.321	2:11.446	150.98	10:26:43.395
15 - D1	27.857	50.730	255.3	IN PIT	2:18.863 P	142.92	10:29:02.258
16 - D1	OUTLAP	52.079	254.1	53.298	5:38.950	58.55	10:34:41.208
17 - D1	27.687	50.089	254.7	53.137	2:10.913	151.60	10:36:52.121
18 - D1	28.004	50.985	254.1	52.916	2:11.905	150.46	10:39:04.026
19 - D1	27.618	51.278	254.7	53.265	2:12.161	150.17	10:41:16.187
20 - D1	27.484	49.997	255.3	53.545	2:11.026	151.47	10:43:27.213
21 - D1	27.862	49.522	254.7	53.261	2:10.645	151.91	10:45:37.858

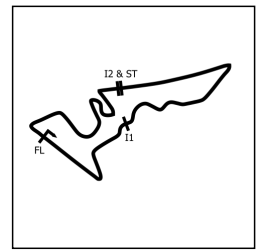
Weather / Track : Sunny / Dry

Circuit of the Americas
 Circuit Length = 5.513 km
 Start: 09:45 Flag 10:45 End: 10:48

Circuit of the Americas (II)

GT World Challenge America

PRACTICE SESSION 1 - SECTOR ANALYSIS



SECTOR 1 = FL to I1, SECTOR 2 = I1 to I2, SECTOR 3 = I2 to FL, DIFF = Difference To Personal Best Lap, P = Crossed Finish Line in Pit Lane, D = Time Disallowed

P3 04 Pro/Am DXDT Racing				Mercedes-AMG GT3				
IDEAL LAP TIME : 2:06.150		BEST LAP TIME : 2:06.521		DIFFERENCE : 0.371				
D1: George KURTZ		D2: Colin BRAUN						
LAP	SECTOR 1	SECTOR 2	SECTOR 3	LAP TIME	KPH	DIFF	TIME OF DAY	
1 - D2	OUTLAP	52.897	242.1	53.981			09:47:37.292	
2 - D2	27.422	48.815	251.7	51.345	2:07.582	155.56	0.062	09:49:44.874
3 - D2	27.018	48.683	252.9	51.442	2:07.143	156.09	0.337	09:51:52.017
4 - D2	27.063	48.626	252.9	51.169	2:06.858	156.44	0.279	09:53:58.875
5 - D2	26.932	48.745	252.9	51.123	2:06.800	156.52	0.252	09:56:05.675
6 - D2	26.880	48.602	252.9	51.291	2:06.773	156.55	0.056	09:58:12.448
7 - D2	26.804	48.429	252.9	51.344	2:06.577 (2)	156.79	0.126	10:00:19.025
8 - D2	26.871	48.424	253.5	51.352	2:06.647 (3)	156.70		10:02:25.672
9 - D2	26.890	48.272	253.5	51.359	2:06.521 (1)	156.86		10:04:32.193
10 - D2	26.831	48.597	254.7	52.246	2:07.674	155.44	1.153	10:06:39.867
11 - D2	26.856	48.407	253.5	51.409	2:06.672	156.67	0.359	10:08:46.539
12 - D2	26.863	48.483	254.1	51.534	2:06.880	156.42	6.659	10:10:53.419
13 - D2	26.755	48.323	253.5	IN PIT	2:13.180 P	149.02		10:13:06.599
14 - D2	OUTLAP	50.862	252.3	56.856	5:15.402	62.92	3:08.881	10:18:22.001
15 - D2	26.966	48.901	253.5	IN PIT	2:13.064 P	149.15	6.543	10:20:35.065
16 - D1	OUTLAP	52.592	251.1	54.143	5:07.991	64.43	3:01.470	10:25:43.056
17 - D1	28.022	51.628	251.7	54.176	2:13.826	148.30	7.305	10:27:56.882
18 - D1	28.331	50.931	252.3	53.095	2:12.357	149.94	5.836	10:30:09.239
19 - D1	27.707	51.045	252.3	53.535	2:12.287	150.02	5.766	10:32:21.526
20 - D1	28.020	50.197	253.5	53.134	2:11.351	151.09	4.830	10:34:32.877
21 - D1	28.088	50.661	252.3	52.828	2:11.577	150.83	5.056	10:36:44.454
22 - D1	27.744	50.473	252.9	53.007	2:11.224	151.24	4.703	10:38:55.678
23 - D1	28.198	50.658	252.9	53.251	2:12.107	150.23	5.586	10:41:07.785
24 - D1	28.084	50.768	252.9	53.095	2:11.947	150.41	5.426	10:43:19.732
25 - D1	27.869	50.115	252.9	57.561	2:15.545	146.42	9.024	10:45:35.277

P4 80 Pro/Am Racers Edge Motorsports				Acura NSX GT3				
IDEAL LAP TIME : 2:07.354		BEST LAP TIME : 2:07.381		DIFFERENCE : 0.027				
D1: Ziad GHANDOUR		D2: Kyle MARCELLI						
LAP	SECTOR 1	SECTOR 2	SECTOR 3	LAP TIME	KPH	DIFF	TIME OF DAY	
1 - D2	OUTLAP	52.252	233.2	IN PIT			09:47:36.777	
2 - D2	OUTLAP	49.452	258.3	52.234	4:20.506 P	76.18	2:13.125	09:51:57.283
3 - D2	27.062	48.744	257.7	51.691	2:07.497 (2)	155.66	0.116	09:54:04.780
4 - D2	27.068	48.674	255.3	51.639	2:07.381 (1)	155.80		09:56:12.161
5 - D2	27.140	49.072	260.2	IN PIT	2:13.065 P	149.15	5.684	09:58:25.226
6 - D2	OUTLAP	49.711	254.1	52.115	12:11.182	27.14	10:03.801	10:10:36.408
7 - D2	27.138	48.653	258.3	51.892	2:07.683 (3)	155.43	0.302	10:12:44.091
8 - D2	27.107	48.719	254.1	52.362	2:08.188	154.82	0.807	10:14:52.279
9 - D2	27.430	49.318	257.7	IN PIT	2:14.263 P	147.82	6.882	10:17:06.542
10 - D2	OUTLAP	52.597	227.3	55.481	6:27.150	51.26	4:19.769	10:23:33.692
11 - D2	29.730	52.669	241.6	54.619	2:17.018	144.84	9.637	10:25:50.710
12 - D2	28.940	50.964	255.9	54.859	2:14.763	147.27	7.382	10:28:05.473
13 - D2	28.859	50.992	254.7	54.209	2:14.060	148.04	6.679	10:30:19.533
14 - D2	28.838	50.887	257.7	54.204	2:13.929	148.18	6.548	10:32:33.462
15 - D2	28.615	50.698	257.1	53.682	2:12.995	149.22	5.614	10:34:46.457
16 - D2	28.429	50.948	258.9	53.801	2:13.178	149.02	5.797	10:36:59.635
17 - D2	28.610	50.533	255.9	53.878	2:13.021	149.20	5.640	10:39:12.656
18 - D2	28.266	50.238	256.5	53.552	2:12.056	150.29	4.675	10:41:24.712
19 - D2	28.528	50.652	257.7	53.671	2:12.851	149.39	5.470	10:43:37.563
20 - D2	28.250	49.772	258.3	53.209	2:11.231	151.23	3.850	10:45:48.794

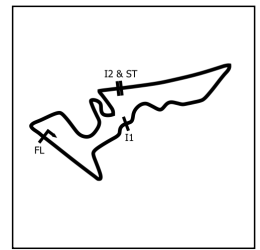
Weather / Track : Sunny / Dry

Circuit of the Americas
 Circuit Length = 5.513 km
 Start: 09:45 Flag 10:45 End: 10:48

Circuit of the Americas (II)

GT World Challenge America

PRACTICE SESSION 1 - SECTOR ANALYSIS



SECTOR 1 = FL to I1, SECTOR 2 = I1 to I2, SECTOR 3 = I2 to FL, DIFF = Difference To Personal Best Lap, P = Crossed Finish Line in Pit Lane, D = Time Disallowed

P5		1 Pro/Am Squadra Corse			Ferrari 488 GT3			
IDEAL LAP TIME : 2:07.036		BEST LAP TIME : 2:07.494			DIFFERENCE : 0.458			
D1: Martin FUENTES		D2: Rodrigo BAPTISTA						
LAP	SECTOR 1	SECTOR 2		SECTOR 3	LAP TIME	KPH	DIFF	TIME OF DAY
1 - D2	OUTLAP	51.865	241.6	53.603				09:48:41.716
2 - D2	27.208	49.044	255.9	52.377	2:08.629	154.29	1.135	09:50:50.345
3 - D2	26.999	48.913	255.9	52.347	2:08.259	154.74	0.765	09:52:58.604
4 - D2	26.994	48.608	256.5	51.907	2:07.509 (3)	155.65	0.015	09:55:06.113
5 - D2	28.976	49.763	256.5	IN PIT	2:16.184 P	145.73	8.690	09:57:22.297
6 - D2	OUTLAP	49.192	255.3	52.303	5:11.334	63.74	3:03.840	10:02:33.631
7 - D2	27.030	48.670	256.5	52.063	2:07.763	155.34	0.269	10:04:41.394
8 - D2	26.955	48.577	257.1	51.962	2:07.494 (1)	155.66		10:06:48.888
9 - D2	27.047	50.222	247.1	IN PIT	2:14.497 P	147.56	7.003	10:09:03.385
10 - D2	OUTLAP	49.736	257.1	52.892	5:11.182	63.77	3:03.688	10:14:14.567
11 - D2	26.944	48.689	256.5	52.603	2:08.236	154.76	0.742	10:16:22.803
12 - D2	26.882	48.247	257.1	52.369	2:07.498 (2)	155.66	0.004	10:18:30.301
13 - D2	26.884	48.508	257.1	IN PIT	2:12.192 P	150.13	4.698	10:20:42.493
14 - D2	OUTLAP	49.233	257.1	52.210	5:48.920	56.88	3:41.426	10:26:31.413
15 - D2	26.932	48.362	257.1	52.483	2:07.777	155.32	0.283	10:28:39.190
16 - D2	27.031	48.701	257.1	52.253	2:07.985	155.07	0.491	10:30:47.175
17 - D2	27.087	48.587	257.1	IN PIT	2:12.157 P	150.17	4.663	10:32:59.332
18 - D1	OUTLAP	51.450	255.9	53.920	5:42.085	58.01	3:34.591	10:38:41.417
19 - D1	27.823	50.509	256.5	52.748	2:11.080	151.40	3.586	10:40:52.497
20 - D1	27.580	49.398	255.9	52.943	2:09.921	152.76	2.427	10:43:02.418
21 - D1	27.594	49.145	258.3	52.697	2:09.436	153.33	1.942	10:45:11.854
22 - D1	27.599	50.000	256.5	IN PIT	2:17.513 P	144.32	10.019	10:47:29.367

P6		33 Silver Winward Racing			Mercedes-AMG GT3			
IDEAL LAP TIME : 2:07.151		BEST LAP TIME : 2:07.587			DIFFERENCE : 0.436			
D1: Alec UDELL		D2: Russell WARD						
LAP	SECTOR 1	SECTOR 2		SECTOR 3	LAP TIME	KPH	DIFF	TIME OF DAY
1 - D2	OUTLAP	53.325	251.7	54.387				09:47:48.993
2 - D2	28.266	51.501	252.3	53.067	2:12.834	149.41	5.247	09:50:01.827
3 - D2	27.606	49.901	253.5	52.536	2:10.043	152.61	2.456	09:52:11.870
4 - D2	27.332	49.539	254.1	52.158	2:09.029	153.81	1.442	09:54:20.899
5 - D2	27.287	49.531	254.1	52.222	2:09.040	153.80	1.453	09:56:29.939
6 - D2	27.229	50.166	253.5	52.435	2:09.830	152.86	2.243	09:58:39.769
7 - D2	27.241	49.782	254.1	52.208	2:09.231	153.57	1.644	10:00:49.000
8 - D2	27.344	50.201	254.1	IN PIT	2:16.606 P	145.28	9.019	10:03:05.606
9 - D1	OUTLAP	50.226	254.1	53.028	4:04.303	81.23	1:56.716	10:07:09.909
10 - D1	27.632	49.941	255.3	52.527	2:10.100	152.55	2.513	10:09:20.009
11 - D1	27.307	49.376	255.3	52.280	2:08.963	153.89	1.376	10:11:28.972
12 - D1	27.363	49.263	255.3	52.534	2:09.160	153.66	1.573	10:13:38.132
13 - D1	27.254	49.387	255.3	52.366	2:09.007	153.84	1.420	10:15:47.139
14 - D1	27.436	49.552	255.3	52.563	2:09.551	153.19	1.964	10:17:56.690
15 - D1	27.204	49.215	255.9	51.836	2:08.255 (2)	154.74	0.668	10:20:04.945
16 - D1	27.707	49.947	254.7	IN PIT	2:15.307 P	146.67	7.720	10:22:20.252
17 - D2	OUTLAP	58.638	177.9	56.961	6:42.857	49.26	4:35.270	10:29:03.109
18 - D2	27.237	49.964	254.7	51.680	2:08.881	153.99	1.294	10:31:11.990
19 - D2	27.032	49.301	255.3	51.254	2:07.587 (1)	155.55		10:33:19.577
20 - D2	27.122	48.865	255.3	IN PIT	2:12.373 P	149.93	4.786	10:35:31.950
21 - D1	OUTLAP	49.530	254.7	51.936	5:25.979	60.88	3:18.392	10:40:57.929
22 - D1	27.057	49.162	255.9	52.126	2:08.345 (3)	154.63	0.758	10:43:06.274
23 - D1	27.327	49.579	254.7	51.840	2:08.746	154.15	1.159	10:45:15.020

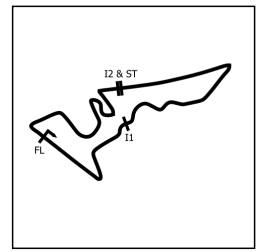
Weather / Track : Sunny / Dry

Circuit of the Americas
 Circuit Length = 5.513 km
 Start: 09:45 Flag 10:45 End: 10:48

Circuit of the Americas (II)

GT World Challenge America

PRACTICE SESSION 1 - SECTOR ANALYSIS



SECTOR 1 = FL to I1, SECTOR 2 = I1 to I2, SECTOR 3 = I2 to FL, DIFF = Difference To Personal Best Lap, P = Crossed Finish Line in Pit Lane, D = Time Disallowed

P7 14 GT3-T GMG Racing			Audi R8 LMS Ultra				
IDEAL LAP TIME : 2:09.428		BEST LAP TIME : 2:09.433		DIFFERENCE : 0.005			
D1: James SOFRONAS							
LAP	SECTOR 1	SECTOR 2	SECTOR 3	LAP TIME	KPH	DIFF	TIME OF DAY
1 - D1	OUTLAP	55.892	237.3	58.643			10:04:27.705
2 - D1	28.574	51.037	248.2	54.739	2:14.350	147.72	10:06:42.055
3 - D1	27.598	50.367	260.2	53.398	2:11.363	151.08	10:08:53.418
4 - D1	27.694	49.706	259.6	53.256	2:10.656 (3)	151.90	10:11:04.074
5 - D1	27.622	50.082	258.3	53.258	2:10.962	151.54	10:13:15.036
6 - D1	27.350	54.809	219.9	IN PIT	2:25.177 P	136.70	10:15:40.213
7 - D1	OUTLAP	52.330	207.2	55.487	6:14.862	52.94	10:21:55.075
8 - D1	27.401	49.910	258.3	53.160	2:10.471 (2)	152.11	10:24:05.546
9 - D1	27.207	49.532	259.6	52.694	2:09.433 (1)	153.33	10:26:14.979
10 - D1	27.202	49.630	259.6	1:09.627	2:26.459	135.51	10:28:41.438
11 - D1	28.108	52.908	246.0	IN PIT	2:24.354 P	137.48	10:31:05.792

P8 27 GT3 Daskalos Motorsports			Audi R8 LMS Ultra				
IDEAL LAP TIME : 2:11.786		BEST LAP TIME : 2:12.322		DIFFERENCE : 0.536			
D1: Jason DASKALOS							
LAP	SECTOR 1	SECTOR 2	SECTOR 3	LAP TIME	KPH	DIFF	TIME OF DAY
1 - D1			IN PIT		P		10:06:49.359
2 - D1	OUTLAP	53.970	209.7	1:01.045	2:58.936	110.91	10:09:48.295
3 - D1	28.983	50.985	254.7	53.961	2:13.929	148.18	10:12:02.224
4 - D1	28.079	50.954	254.7	55.518	2:14.551	147.50	10:14:16.775
5 - D1	28.020	52.772	255.3	IN PIT	2:21.249 P	140.50	10:16:38.024
6 - D1	OUTLAP	55.302	251.7	56.482	4:01.522	82.17	10:20:39.546
7 - D1	28.090	50.723	254.1	54.023	2:12.836 (3)	149.40	10:22:52.382
8 - D1	28.308	50.676	254.1	53.338	2:12.322 (1)	149.98	10:25:04.704
9 - D1	28.044	1:31.091	230.2	54.074	2:53.209	114.58	10:27:57.913
10 - D1	28.325	51.007	257.1	53.795	2:13.127	149.08	10:30:11.040
11 - D1	28.261	50.477	255.9	53.856	2:12.594 (2)	149.68	10:32:23.634
12 - D1	28.277	50.428	257.1	IN PIT	2:21.794 P	139.96	10:34:45.428

P9 31 GT3 TR3 Racing			Ferrari 488 GT3				
IDEAL LAP TIME : 2:12.316		BEST LAP TIME : 2:12.348		DIFFERENCE : 0.032			
D1: Mark ISSA							
LAP	SECTOR 1	SECTOR 2	SECTOR 3	LAP TIME	KPH	DIFF	TIME OF DAY
1 - D1	OUTLAP	1:00.373	178.8	1:02.591			10:03:17.299
2 - D1	30.814	53.979	219.9	57.263	2:22.056	139.71	10:05:39.355
3 - D1	29.487	51.590	251.7	55.594	2:16.671	145.21	10:07:56.026
4 - D1	29.267	51.971	252.3	55.746	2:16.984	144.88	10:10:13.010
5 - D1	28.978	51.467	252.9	54.712	2:15.157	146.84	10:12:28.167
6 - D1	28.878	51.147	253.5	54.471	2:14.496	147.56	10:14:42.663
7 - D1	28.539	50.880	253.5	54.095	2:13.514	148.64	10:16:56.177
8 - D1	28.447	50.676	254.1	53.734	2:12.857 (2)	149.38	10:19:09.034
9 - D1	28.419	50.755	253.5	54.005	2:13.179 (3)	149.02	10:21:22.213
10 - D1	28.358	50.658	253.5	54.275	2:13.291	148.89	10:23:35.504
11 - D1	28.561	51.092	254.7	54.220	2:13.873	148.25	10:25:49.377
12 - D1	28.541	51.250	254.1	53.963	2:13.754	148.38	10:28:03.131
13 - D1	28.318	50.642	254.1	53.388	2:12.348 (1)	149.95	10:30:15.479
14 - D1	28.286	50.745	254.7	IN PIT	2:23.874 P	137.94	10:32:39.353

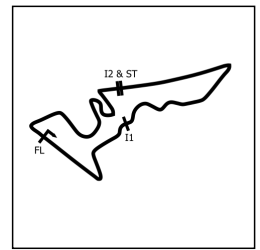
Weather / Track : Sunny / Dry

Circuit of the Americas
 Circuit Length = 5.513 km
 Start: 09:45 Flag 10:45 End: 10:48

Circuit of the Americas (II)

GT World Challenge America

PRACTICE SESSION 1 - SECTOR ANALYSIS



SECTOR 1 = FL to I1, SECTOR 2 = I1 to I2, SECTOR 3 = I2 to FL, DIFF = Difference To Personal Best Lap, P = Crossed Finish Line in Pit Lane, D = Time Disallowed

P10 311 Overall 311RS Motorsport		Porsche 911 GT2 RS CS						
IDEAL LAP TIME : 2:13.266		BEST LAP TIME : 2:13.588		DIFFERENCE : 0.322				
D1: Ryan GATES								
LAP	SECTOR 1	SECTOR 2		SECTOR 3	LAP TIME	KPH	DIFF	TIME OF DAY
1 - D1	OUTLAP	54.261	227.8	57.657				10:02:57.958
2 - D1	28.678	51.563	214.7	58.141	2:18.382	143.42	4.794	10:05:16.340
3 - D1	28.328	50.765	274.1	55.607	2:14.700	147.34	1.112	10:07:31.040
4 - D1	28.360	50.174	276.2	55.175	2:13.709 (2)	148.43	0.121	10:09:44.749
5 - D1	28.417	51.133	274.8	55.568	2:15.118	146.88	1.530	10:11:59.867
6 - D1	28.334	50.543	273.4	55.445	2:14.322	147.75	0.734	10:14:14.189
7 - D1	36.003	51.947	269.3	IN PIT	2:28.296 P	133.83	14.708	10:16:42.485
8 - D1	OUTLAP	50.073	277.6	55.709	4:43.092	70.10	2:29.504	10:21:25.577
9 - D1	28.162	49.929	276.2	55.497	2:13.588 (1)	148.56		10:23:39.165
10 - D1	28.308	50.215	274.1	55.855	2:14.378	147.69	0.790	10:25:53.543
11 - D1	28.207	50.141	274.1	55.636	2:13.984 (3)	148.12	0.396	10:28:07.527
12 - D1	28.437	50.110	264.7	56.139	2:14.686	147.35	1.098	10:30:22.213

P11 93 Silver Racers Edge Motorsports		Acura NSX GT3						
IDEAL LAP TIME :		BEST LAP TIME :		DIFFERENCE :				
D1: Shelby BLACKSTOCK D2 Trent HINDMAN								
LAP	SECTOR 1	SECTOR 2		SECTOR 3	LAP TIME	KPH	DIFF	TIME OF DAY
1 - D2	OUTLAP	1:00.527	195.6	IN PIT				09:55:04.887

Circuit of the Americas (II)

GT World Challenge America

PRACTICE SESSION 1 - BEST SECTORS

SECTOR 1				SECTOR 2				SECTOR 3				IDEAL / BEST COMPARISON			
POS	NO	NAME	TIME	NO	NAME	TIME	NO	NAME	TIME	POS	NO	NAME	IDEAL	BEST	DIFF
													PERFECT LAP	2:05.481	
1	20	Wright Motorsports	26.605	63	DXDT Racing	47.926	20	Wright Motorsports	50.950	1	20	Wright Motorsports	2:05.967	2:05.967	0.000
2	04	DXDT Racing	26.755	1	Squadra Corse	48.247	04	DXDT Racing	51.123	2	04	DXDT Racing	2:06.150	2:06.521	0.371
3	1	Squadra Corse	26.882	04	DXDT Racing	48.272	63	DXDT Racing	51.130	3	63	DXDT Racing	2:06.243	2:06.311	0.068
4	33	Winward Racing	27.032	20	Wright Motorsports	48.412	33	Winward Racing	51.254	4	1	Squadra Corse	2:07.036	2:07.494	0.458
5	80	Racers Edge Motors	27.062	80	Racers Edge Motors	48.653	80	Racers Edge Motors	51.639	5	33	Winward Racing	2:07.151	2:07.587	0.436
6	63	DXDT Racing	27.187	33	Winward Racing	48.865	1	Squadra Corse	51.907	6	80	Racers Edge Motors	2:07.354	2:07.381	0.027
7	14	GMG Racing	27.202	14	GMG Racing	49.532	14	GMG Racing	52.694	7	14	GMG Racing	2:09.428	2:09.433	0.005
8	27	Daskalos Motorsport	28.020	311	311RS Motorsport	49.929	27	Daskalos Motorsport	53.338	8	27	Daskalos Motorsport	2:11.786	2:12.322	0.536
9	311	311RS Motorsport	28.162	27	Daskalos Motorsport	50.428	31	TR3 Racing	53.388	9	31	TR3 Racing	2:12.316	2:12.348	0.032
10	31	TR3 Racing	28.286	31	TR3 Racing	50.642	311	311RS Motorsport	55.175	10	311	311RS Motorsport	2:13.266	2:13.588	0.322
11				93	Racers Edge Motors	1:00.527				11	93	Racers Edge Motors			

Weather / Track : Sunny / Dry

Results can be found at www.tsl-timing.com

Circuit of the Americas

Circuit Length = 5.513 km

Start: 09:45 Flag 10:45 End: 10:48

Printed - 11:01 Friday, September 18, 2020

Circuit of the Americas (II)

GT World Challenge America

PRACTICE SESSION 1 - BEST SPEEDS

POS	INTERMEDIATE 1			INTERMEDIATE 2			FINISH LINE		
	NO	NAME	KPH	NO	NAME	KPH	NO	NAME	KPH
1				311	311RS Motorsport	277.6			
2				80	Racers Edge Motorsports	260.2			
3				14	GMG Racing	260.2			
4				20	Wright Motorsports	258.3			
5				1	Squadra Corse	258.3			
6				27	Daskalos Motorsports	257.1			
7				33	Winward Racing	255.9			
8				63	DXDT Racing	255.3			
9				04	DXDT Racing	254.7			
10				31	TR3 Racing	254.7			
11				93	Racers Edge Motorsports	195.6			

Weather / Track : Sunny / Dry

Results can be found at www.tsl-timing.com

Circuit of the Americas
Circuit Length = 5.513 km
Start: 09:45 Flag 10:45 End: 10:48

Printed - 11:01 Friday, September 18, 2020

Circuit of the Americas (II)

GT World Challenge America

PRACTICE SESSION 1 - PIT STOP ANALYSIS

P1		20 Pro/Am		Wright Motorsports		Porsche 911 GT3 R (991.II)	
D1:	Fred POORDAD	Total Stint: 12 Laps - 26:19.333 (44.09%)		Best Lap: 2:09.495 On Lap 21 @ 153.26 kph			
D2:	Jan HEYLEN	Total Stint: 9 Laps - 25:36.381 (42.89%)		Best Lap: 2:05.967 On Lap 9 @ 157.55 kph			
STOP	IN TIME	DRIVER IN	STINT TIME	STOP TIME	TOTAL STOP TIME	OUT TIME	DRIVER OUT
1 -	09:55:37.518	Jan HEYLEN	9:56.391	2:15.276	2:15.276	09:57:52.794	Jan HEYLEN
2 -	10:04:13.054	Jan HEYLEN	6:20.260	2:25.413	4:40.689	10:06:38.467	Jan HEYLEN
3 -	10:12:52.838	Jan HEYLEN	6:14.371	3:05.359	7:46.048	10:15:58.197	Fred POORDAD
4 -	10:33:31.000	Fred POORDAD	17:32.803	3:05.621	10:51.669	10:36:36.621	Fred POORDAD
5 -	10:45:14.782	Fred POORDAD					

P2		63 Pro/Am		DXDT Racing		Mercedes-AMG GT3	
D1:	David ASKEW	Total Stint: 10 Laps - 22:01.265 (36.53%)		Best Lap: 2:10.645 On Lap 21 @ 151.91 kph			
D2:	Ryan DALZIEL	Total Stint: 10 Laps - 25:21.862 (42.07%)		Best Lap: 2:06.311 On Lap 8 @ 157.12 kph			
STOP	IN TIME	DRIVER IN	STINT TIME	STOP TIME	TOTAL STOP TIME	OUT TIME	DRIVER OUT
1 -	09:53:52.104	Ryan DALZIEL	8:31.332	4:44.460	4:44.460	09:58:36.564	Ryan DALZIEL
2 -	10:09:06.683	Ryan DALZIEL	10:30.119	4:38.758	9:23.218	10:13:45.441	Ryan DALZIEL
3 -	10:17:55.462	Ryan DALZIEL	4:10.021	2:10.390	11:33.608	10:20:05.852	David ASKEW
4 -	10:28:53.864	David ASKEW	8:48.012	3:30.741	15:04.349	10:32:24.605	David ASKEW
-	Finish	David ASKEW	13:13.253				

P3		04 Pro/Am		DXDT Racing		Mercedes-AMG GT3	
D1:	George KURTZ	Total Stint: 10 Laps - 22:05.446 (36.68%)		Best Lap: 2:11.224 On Lap 22 @ 151.24 kph			
D2:	Colin BRAUN	Total Stint: 14 Laps - 34:58.834 (58.09%)		Best Lap: 2:06.521 On Lap 9 @ 156.86 kph			
STOP	IN TIME	DRIVER IN	STINT TIME	STOP TIME	TOTAL STOP TIME	OUT TIME	DRIVER OUT
1 -	10:12:58.129	Colin BRAUN	27:35.940	3:08.808	3:08.808	10:16:06.937	Colin BRAUN
2 -	10:20:26.505	Colin BRAUN	4:19.568	3:03.326	6:12.134	10:23:29.831	George KURTZ
-	Finish	George KURTZ	22:05.446				

P4		80 Pro/Am		Racers Edge Motorsports		Acura NSX GT3	
D1:	Ziad GHANDOUR	Total Stint: 0 Laps		Best Lap: 2:07.381 On Lap 4 @ 155.80 kph			
D2:	Kyle MARCELLI	Total Stint: 8 Laps - 23:26.871 (38.74%)					
STOP	IN TIME	DRIVER IN	STINT TIME	STOP TIME	TOTAL STOP TIME	OUT TIME	DRIVER OUT
1 -	09:47:28.284	Kyle MARCELLI	2:10.694	2:18.394	2:18.394	09:49:46.678	Kyle MARCELLI
2 -	09:58:16.761	Kyle MARCELLI	8:30.083	10:12.691	12:31.085	10:08:29.452	Kyle MARCELLI
3 -	10:16:57.955	Kyle MARCELLI	8:28.503	4:17.591	16:48.676	10:21:15.546	
-	Finish		0.000				

P5		1 Pro/Am		Squadra Corse		Ferrari 488 GT3	
D1:	Martin FUENTES	Total Stint: 5 Laps - 10:59.796 (18.03%)		Best Lap: 2:09.436 On Lap 21 @ 153.33 kph			
D2:	Rodrigo BAPTISTA	Total Stint: 16 Laps - 39:43.480 (65.13%)		Best Lap: 2:07.494 On Lap 8 @ 155.66 kph			
STOP	IN TIME	DRIVER IN	STINT TIME	STOP TIME	TOTAL STOP TIME	OUT TIME	DRIVER OUT
1 -	09:57:13.887	Rodrigo BAPTISTA	10:44.021	3:13.252	3:13.252	10:00:27.139	Rodrigo BAPTISTA
2 -	10:08:55.073	Rodrigo BAPTISTA	8:27.934	3:12.183	6:25.435	10:12:07.256	Rodrigo BAPTISTA
3 -	10:20:34.076	Rodrigo BAPTISTA	8:26.820	3:50.790	10:16.225	10:24:24.866	Rodrigo BAPTISTA
4 -	10:32:50.906	Rodrigo BAPTISTA	8:26.040	3:38.665	13:54.890	10:36:29.571	Martin FUENTES
5 -	10:47:20.890	Martin FUENTES					

P6		33 Silver		Winward Racing		Mercedes-AMG GT3	
D1:	Alec UDELL	Total Stint: 11 Laps - 28:03.616 (47.02%)		Best Lap: 2:08.255 On Lap 15 @ 154.74 kph			
D2:	Russell WARD	Total Stint: 11 Laps - 31:37.363 (52.98%)		Best Lap: 2:07.587 On Lap 19 @ 155.55 kph			
STOP	IN TIME	DRIVER IN	STINT TIME	STOP TIME	TOTAL STOP TIME	OUT TIME	DRIVER OUT
1 -	10:02:56.986	Russell WARD	17:22.945	2:04.954	2:04.954	10:05:01.940	Alec UDELL
2 -	10:22:11.759	Alec UDELL	17:09.819	4:30.589	6:35.543	10:26:42.348	Russell WARD
3 -	10:35:23.402	Russell WARD	8:41.054	3:28.410	10:03.953	10:38:51.812	Alec UDELL
-	Finish	Alec UDELL	6:23.208				

Weather / Track : Sunny / Dry

Circuit of the Americas

Circuit Length = 5.513 km

Start: 09:45 Flag 10:45 End: 10:48

Circuit of the Americas (II)

GT World Challenge America

PRACTICE SESSION 1 - PIT STOP ANALYSIS

STOP	IN TIME	DRIVER IN	STINT TIME	STOP TIME	TOTAL STOP TIME	OUT TIME	DRIVER OUT
P7 14 GT3-T GMG Racing Audi R8 LMS Ultra D1: James SOFRONAS Total Stint: 10 Laps - 24:54.712 (85.73%) Best Lap: 2:09.433 On Lap 9@ 153.33 kph							
STOP	IN TIME	DRIVER IN	STINT TIME	STOP TIME	TOTAL STOP TIME	OUT TIME	DRIVER OUT
1 -	10:15:32.308	James SOFRONAS	13:29.940	4:08.712	4:08.712	10:19:41.020	James SOFRONAS
2 -	10:30:57.818	James SOFRONAS					
P8 27 GT3 Daskalos Motorsports Audi R8 LMS Ultra D1: Jason DASKALOS Total Stint: 11 Laps - 25:53.164 (92.67%) Best Lap: 2:12.322 On Lap 8@ 149.98 kph							
STOP	IN TIME	DRIVER IN	STINT TIME	STOP TIME	TOTAL STOP TIME	OUT TIME	DRIVER OUT
1 -	10:16:28.852	Jason DASKALOS	9:39.493	1:52.021	1:52.021	10:18:20.873	Jason DASKALOS
2 -	10:34:34.544	Jason DASKALOS					
P9 31 GT3 TR3 Racing Ferrari 488 GT3 D1: Mark ISSA Total Stint: 13 Laps - 31:48.410 (99.55%) Best Lap: 2:12.348 On Lap 13@ 149.95 kph							
STOP	IN TIME	DRIVER IN	STINT TIME	STOP TIME	TOTAL STOP TIME	OUT TIME	DRIVER OUT
1 -	10:32:30.809	Mark ISSA					
P10 311 Overall 311RS Motorsport Porsche 911 GT2 RS CS D1: Ryan GATES Total Stint: 11 Laps - 27:01.762 (90.96%) Best Lap: 2:13.588 On Lap 9@ 148.56 kph							
STOP	IN TIME	DRIVER IN	STINT TIME	STOP TIME	TOTAL STOP TIME	OUT TIME	DRIVER OUT
1 -	10:16:34.170	Ryan GATES	15:54.850	2:41.131	2:41.131	10:19:15.301	Ryan GATES
-	Finish	Ryan GATES	11:06.912				
P11 93 Silver Racers Edge Motorsports Acura NSX GT3 D1: Shelby BLACKSTOCK Total Stint: 0 Laps D2: Trent HINDMAN Total Stint: 0 Laps - 2:27.258 (94.57%)							
STOP	IN TIME	DRIVER IN	STINT TIME	STOP TIME	TOTAL STOP TIME	OUT TIME	DRIVER OUT
1 -	09:54:56.429	Trent HINDMAN					

Circuit of the Americas (II)

GT World Challenge America

PRACTICE SESSION 1 - DRIVER STATISTICS

POS	NO	CL	PIC	TEAM / DRIVERS	CAR	LAPS	RACE TIME	%	BEST	ON	KPH
1	20	Pro/Am	1	Wright Motorsports Fred POORDAD (USA) Jan HEYLEN (BEL)	Porsche 911 GT3 R (991.II)	22	59:42.024				
						12	26:19.333	44.09	2:09.495	21	153.26
						9	25:36.381	42.89	2:05.967	9	157.55
2	63	Pro/Am	2	DXDT Racing David ASKEW (USA) Ryan DALZIEL (GBR)	Mercedes-AMG GT3	21	1:00:17.086				
						10	22:01.265	36.53	2:10.645	21	151.91
						10	25:21.862	42.07	2:06.311	8	157.12
3	04	Pro/Am	3	DXDT Racing George KURTZ (USA) Colin BRAUN (USA)	Mercedes-AMG GT3	25	1:00:13.088				
						10	22:05.446	36.68	2:11.224	22	151.24
						14	34:58.834	58.09	2:06.521	9	156.86
4	80	Pro/Am	4	Racers Edge Motorsports Ziad GHANDOUR (USA) Kyle MARCELLI (CAN)	Acura NSX GT3	20	1:00:31.204				
						0	0.000	0.00		0	
						8	23:26.871	38.74	2:07.381	4	155.80
5	1	Pro/Am	5	Squadra Corse Martin FUENTES (MEX) Rodrigo BAPTISTA (BRA)	Ferrari 488 GT3	22	1:00:59.501				
						5	10:59.796	18.03	2:09.436	21	153.33
						16	39:43.480	65.13	2:07.494	8	155.66
6	33	Silver	1	Winward Racing Alec UDELL (USA) Russell WARD (USA)	Mercedes-AMG GT3	23	59:40.979				
						11	28:03.616	47.02	2:08.255	15	154.74
						11	31:37.363	52.98	2:07.587	19	155.55
7	14	GT3-T	1	GMG Racing James SOFRONAS (USA)	Audi R8 LMS Ultra	11	29:03.424				
						10	24:54.712	85.73	2:09.433	9	153.33
8	27	GT3	1	Daskalos Motorsports Jason DASKALOS (USA)	Audi R8 LMS Ultra	12	27:56.069				
						11	25:53.164	92.67	2:12.322	8	149.98
9	31	GT3	2	TR3 Racing Mark ISSA (USA)	Ferrari 488 GT3	14	31:56.954				
						13	31:48.410	99.55	2:12.348	13	149.95
10	311	Overall	1	311RS Motorsport Ryan GATES (USA)	Porsche 911 GT2 RS CS	12	29:42.893				
						11	27:01.762	90.96	2:13.588	9	148.56
11	93	Silver	2	Racers Edge Motorsports Shelby BLACKSTOCK (USA) Trent HINDMAN (USA)	Acura NSX GT3	1	2:35.716				
						0	0.000	0.00		0	
						0	2:27.258	94.57		0	

Weather / Track : Sunny / Dry

Circuit of the Americas

Circuit Length = 5.513 km

Start: 09:45 Flag 10:45 End: 10:48

Results can be found at www.tsl-timing.com

Printed - 11:01 Friday, September 18, 2020

Circuit of the Americas (II)

GT World Challenge America

PRACTICE SESSION 1 - STATISTICS

Competitors Started 11
Planned Start 2020-09-18 @ 09:45:00.000
Actual Start 2020-09-18 @ 09:45:05.207
Finish Time 2020-09-18 @ 10:45:12.788
Track Length 5.513km
Total Laps 183
Total Distance Covered 1008.879km

Session Fastest Lap History

NO	CL	NAME	LAP TIME	TIME OF DAY	LAP	VEHICLE
63	Pro/Am	DXDT Racing <i>R. DALZIEL</i>	2:07.871	09:49:40.246	2	Mercedes-AMG GT3
04	Pro/Am	DXDT Racing <i>C. BRAUN</i>	2:07.582	09:49:44.874	2	Mercedes-AMG GT3
63	Pro/Am	DXDT Racing <i>R. DALZIEL</i>	2:07.208	09:51:47.454	3	Mercedes-AMG GT3
04	Pro/Am	DXDT Racing <i>C. BRAUN</i>	2:07.143	09:51:52.017	3	Mercedes-AMG GT3
04	Pro/Am	DXDT Racing <i>C. BRAUN</i>	2:06.858	09:53:58.875	4	Mercedes-AMG GT3
04	Pro/Am	DXDT Racing <i>C. BRAUN</i>	2:06.800	09:56:05.675	5	Mercedes-AMG GT3
04	Pro/Am	DXDT Racing <i>C. BRAUN</i>	2:06.773	09:58:12.448	6	Mercedes-AMG GT3
04	Pro/Am	DXDT Racing <i>C. BRAUN</i>	2:06.577	10:00:19.025	7	Mercedes-AMG GT3
04	Pro/Am	DXDT Racing <i>C. BRAUN</i>	2:06.521	10:04:32.193	9	Mercedes-AMG GT3
63	Pro/Am	DXDT Racing <i>R. DALZIEL</i>	2:06.503	10:04:55.435	7	Mercedes-AMG GT3
63	Pro/Am	DXDT Racing <i>R. DALZIEL</i>	2:06.311	10:07:01.746	8	Mercedes-AMG GT3
20	Pro/Am	Wright Motorsports <i>J. HEYLEN</i>	2:05.967	10:10:49.026	9	Porsche 911 GT3 R (991.II)

Flag History

TYPE	TIME OF DAY
GREEN	09:45:05.207
FINISH	10:30:16.572
FINISH	10:45:12.788

Flag Statistics

TYPE	COUNT	TOTAL LAPS	TOTAL TIME
Green	1	25	1:03:26.637
Red	0	0	0.000
Safety Car	0	0	0.000
FCY	0	0	0.000

Weather / Track : Sunny / Dry

Circuit of the Americas
Circuit Length = 5.513 km
Start: 09:45 Flag 10:45 End: 10:48

Circuit of the Americas (II)

GT World Challenge America

PRACTICE SESSION 1 - STATISTICS

CLASS : Pro/Am

5 Starters

Fastest Lap History

NO	NAME	LAP TIME	TIME OF DAY	LAP	VEHICLE
63	DXDT Racing <i>R. DALZIEL</i>	2:07.871	09:49:40.246	2	Mercedes-AMG GT3
04	DXDT Racing <i>C. BRAUN</i>	2:07.582	09:49:44.874	2	Mercedes-AMG GT3
63	DXDT Racing <i>R. DALZIEL</i>	2:07.208	09:51:47.454	3	Mercedes-AMG GT3
04	DXDT Racing <i>C. BRAUN</i>	2:07.143	09:51:52.017	3	Mercedes-AMG GT3
04	DXDT Racing <i>C. BRAUN</i>	2:06.858	09:53:58.875	4	Mercedes-AMG GT3
04	DXDT Racing <i>C. BRAUN</i>	2:06.800	09:56:05.675	5	Mercedes-AMG GT3
04	DXDT Racing <i>C. BRAUN</i>	2:06.773	09:58:12.448	6	Mercedes-AMG GT3
04	DXDT Racing <i>C. BRAUN</i>	2:06.577	10:00:19.025	7	Mercedes-AMG GT3
04	DXDT Racing <i>C. BRAUN</i>	2:06.521	10:04:32.193	9	Mercedes-AMG GT3
63	DXDT Racing <i>R. DALZIEL</i>	2:06.503	10:04:55.435	7	Mercedes-AMG GT3
63	DXDT Racing <i>R. DALZIEL</i>	2:06.311	10:07:01.746	8	Mercedes-AMG GT3
20	Wright Motorsports <i>J. HEYLEN</i>	2:05.967	10:10:49.026	9	Porsche 911 GT3 R (991.II)

Weather / Track : Sunny / Dry

Circuit of the Americas
Circuit Length = 5.513 km
Start: 09:45 Flag 10:45 End: 10:48

Circuit of the Americas (II)

GT World Challenge America

PRACTICE SESSION 1 - STATISTICS

CLASS : Silver

2 Starters

Fastest Lap History

NO	NAME	LAP TIME	TIME OF DAY	LAP	VEHICLE
33	Winward Racing <i>R. WARD</i>	2:12.834	09:50:01.827	2	Mercedes-AMG GT3
33	Winward Racing <i>R. WARD</i>	2:10.043	09:52:11.870	3	Mercedes-AMG GT3
33	Winward Racing <i>R. WARD</i>	2:09.029	09:54:20.899	4	Mercedes-AMG GT3
33	Winward Racing <i>A. UDELL</i>	2:08.963	10:11:28.972	11	Mercedes-AMG GT3
33	Winward Racing <i>A. UDELL</i>	2:08.255	10:20:04.945	15	Mercedes-AMG GT3
33	Winward Racing <i>R. WARD</i>	2:07.587	10:33:19.577	19	Mercedes-AMG GT3

Weather / Track : Sunny / Dry

Results can be found at www.tsl-timing.com

Page 3 of 6

Circuit of the Americas
Circuit Length = 5.513 km
Start: 09:45 Flag 10:45 End: 10:48

Printed - 11:01 Friday, September 18, 2020

Circuit of the Americas (II)

GT World Challenge America

PRACTICE SESSION 1 - STATISTICS

CLASS : Overall

1 Starters

Fastest Lap History

NO	NAME	LAP TIME	TIME OF DAY	LAP	VEHICLE
311	311RS Motorsport <i>R. GATES</i>	2:18.382	10:05:16.340	2	Porsche 911 GT2 RS CS
311	311RS Motorsport <i>R. GATES</i>	2:14.700	10:07:31.040	3	Porsche 911 GT2 RS CS
311	311RS Motorsport <i>R. GATES</i>	2:13.709	10:09:44.749	4	Porsche 911 GT2 RS CS
311	311RS Motorsport <i>R. GATES</i>	2:13.588	10:23:39.165	9	Porsche 911 GT2 RS CS

Weather / Track : Sunny / Dry

Results can be found at www.tsl-timing.com

Page 4 of 6

Circuit of the Americas
Circuit Length = 5.513 km
Start: 09:45 Flag 10:45 End: 10:48

Printed - 11:01 Friday, September 18, 2020

Circuit of the Americas (II)

GT World Challenge America

PRACTICE SESSION 1 - STATISTICS

CLASS : GT3-T

1 Starters

Fastest Lap History

NO	NAME	LAP TIME	TIME OF DAY	LAP	VEHICLE
14	GMG Racing <i>J. SOFRONAS</i>	2:14.350	10:06:42.055	2	Audi R8 LMS Ultra
14	GMG Racing <i>J. SOFRONAS</i>	2:11.363	10:08:53.418	3	Audi R8 LMS Ultra
14	GMG Racing <i>J. SOFRONAS</i>	2:10.656	10:11:04.074	4	Audi R8 LMS Ultra
14	GMG Racing <i>J. SOFRONAS</i>	2:10.471	10:24:05.546	8	Audi R8 LMS Ultra
14	GMG Racing <i>J. SOFRONAS</i>	2:09.433	10:26:14.979	9	Audi R8 LMS Ultra

Weather / Track : Sunny / Dry

Results can be found at www.tsl-timing.com

Page 5 of 6

Circuit of the Americas
Circuit Length = 5.513 km
Start: 09:45 Flag 10:45 End: 10:48

Printed - 11:01 Friday, September 18, 2020

Circuit of the Americas (II)

GT World Challenge America

PRACTICE SESSION 1 - STATISTICS

CLASS : GT3

2 Starters

Fastest Lap History

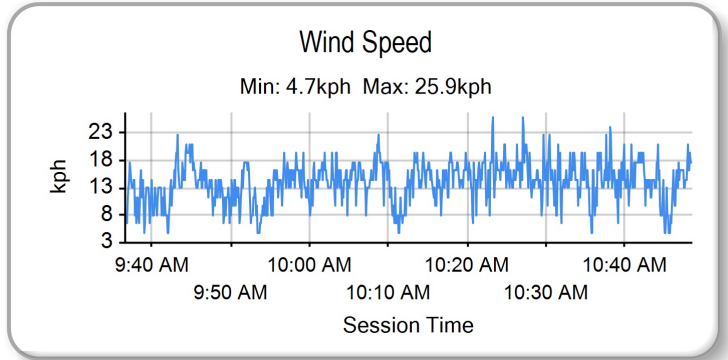
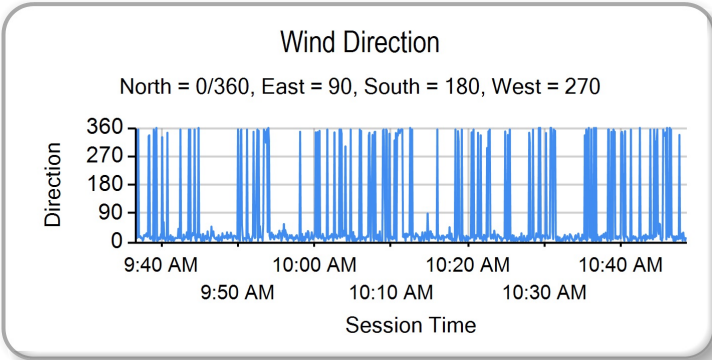
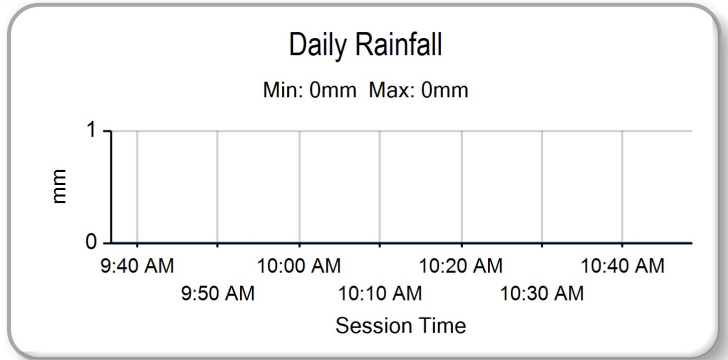
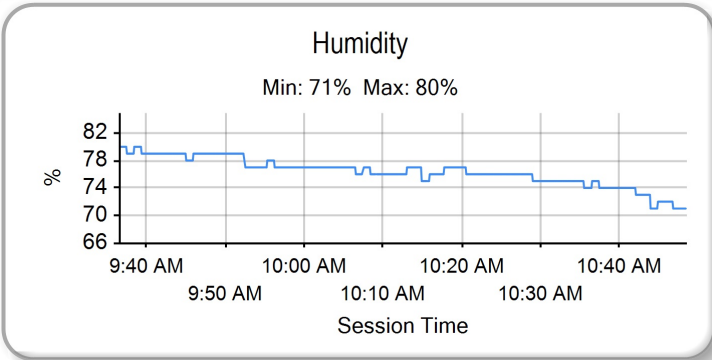
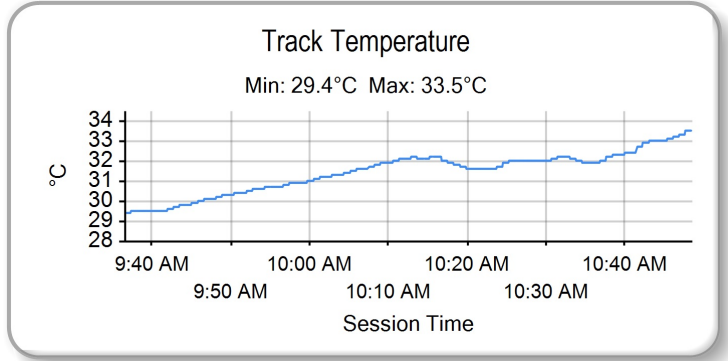
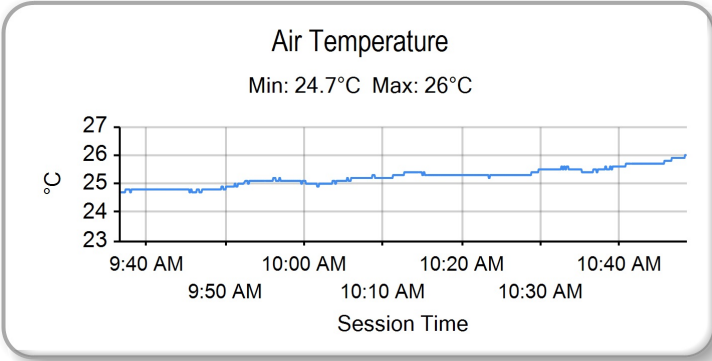
NO	NAME	LAP TIME	TIME OF DAY	LAP	VEHICLE
31	TR3 Racing <i>M. ISSA</i>	2:22.056	10:05:39.355	2	Ferrari 488 GT3
31	TR3 Racing <i>M. ISSA</i>	2:16.671	10:07:56.026	3	Ferrari 488 GT3
27	Daskalos Motorsports <i>J. DASKALOS</i>	2:13.929	10:12:02.224	3	Audi R8 LMS Ultra
31	TR3 Racing <i>M. ISSA</i>	2:13.514	10:16:56.177	7	Ferrari 488 GT3
31	TR3 Racing <i>M. ISSA</i>	2:12.857	10:19:09.034	8	Ferrari 488 GT3
27	Daskalos Motorsports <i>J. DASKALOS</i>	2:12.836	10:22:52.382	7	Audi R8 LMS Ultra
27	Daskalos Motorsports <i>J. DASKALOS</i>	2:12.322	10:25:04.704	8	Audi R8 LMS Ultra

Weather / Track : Sunny / Dry

Circuit of the Americas (II)

GT World Challenge America

PRACTICE SESSION 1 - WEATHER CONDITIONS



Weather / Track : Sunny / Dry

Results can be found at www.tsl-timing.com

Circuit of the Americas
Circuit Length = 5.513 km
Start: 09:45 Flag 10:45 End: 10:48

Printed - 11:01 Friday, September 18, 2020

Circuit of the Americas (II)

GT World Challenge America

PRACTICE SESSION 2 - CLASSIFICATION



POS	NO	CL	PIC	TEAM / DRIVERS	CAR	TIME	ON	LAPS	GAP	DIFF	KPH
1	20	Pro/Am	1	Wright Motorsports Fred POORDAD (USA) / Jan HEYLEN (BEL)	Porsche 911 GT3 R (991.11)	2:05.969	20	20			157.55
2	1	Pro/Am	2	Squadra Corse Martin FUENTES (MEX) / Rodrigo BAPTISTA (BRA)	Ferrari 488 GT3	2:06.292	9	23	0.323	0.323	157.15
3	80	Pro/Am	3	Racers Edge Motorsports Ziad GHANDOUR (USA) / Kyle MARCELLI (CAN)	Acura NSX GT3	2:06.635	7	20	0.666	0.343	156.72
4	63	Pro/Am	4	DXDT Racing David ASKEW (USA) / Ryan DALZIEL (GBR)	Mercedes-AMG GT3	2:07.566	17	22	1.597	0.931	155.58
5	93	Silver	1	Racers Edge Motorsports Shelby BLACKSTOCK (USA) / Trent HINDMAN (USA)	Acura NSX GT3	2:07.738	13	20	1.769	0.172	155.37
6	33	Silver	2	Winward Racing Alec UDELL (USA) / Russell WARD (USA)	Mercedes-AMG GT3	2:08.034	5	21	2.065	0.296	155.01

Weather / Track : Sunny / Dry

These results are provisional until the conclusion of any judicial and technical matters.

Circuit of the Americas

Circuit Length = 5.513 km

Start: 16:05 Flag 17:05 End: 17:09

Race Director :

Stewards :

Timekeeper :

Results can be found at www.tsl-timing.com

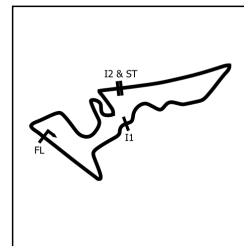
Printed - 17:13 Friday, September 18, 2020



Circuit of the Americas (II)

GT World Challenge America

PRACTICE SESSION 2 - SECTOR ANALYSIS



SECTOR 1 = FL to I1, SECTOR 2 = I1 to I2, SECTOR 3 = I2 to FL, DIFF = Difference To Personal Best Lap, P = Crossed Finish Line in Pit Lane, D = Time Disallowed

P1		20 Pro/Am Wright Motorsports			Porsche 911 GT3 R (991.II)			
IDEAL LAP TIME : 2:05.969		BEST LAP TIME : 2:05.969			DIFFERENCE : 0.000			
D1: Fred POORDAD		D2: Jan HEYLEN						
LAP	SECTOR 1	SECTOR 2		SECTOR 3	LAP TIME	KPH	DIFF	TIME OF DAY
1 - D2	OUTLAP	51.652	253.5	56.124				16:07:40.083
2 - D2	26.951	49.171	256.5	51.715	2:07.837	155.25	1.868	16:09:47.920
3 - D2	26.870	48.925	258.3	51.617	2:07.412	155.76	1.443	16:11:55.332
4 - D2	27.192	49.901	259.6	IN PIT	2:13.972	P 148.14	8.003	16:14:09.304
5 - D2	OUTLAP	49.053	255.9	52.114	12:13.687	27.05	10:07.718	16:26:22.991
6 - D2	26.894	48.878	257.1	51.604	2:07.376	(2) 155.81	1.407	16:28:30.367
7 - D2	26.825	48.907	256.5	51.677	2:07.409	(3) 155.77	1.440	16:30:37.776
8 - D2	26.733	48.991	257.1	IN PIT	2:11.985	P 150.37	6.016	16:32:49.761
9 - D2	OUTLAP	49.312	255.3	IN PIT	3:23.673	P 97.44	1:17.704	16:36:13.434
10 - D1	OUTLAP	50.360	254.7	53.344	3:18.592	99.93	1:12.623	16:39:32.026
11 - D1	27.969	50.766	254.1	54.266	2:13.001	149.22	7.032	16:41:45.027
12 - D1	27.364	49.534	255.9	52.858	2:09.756	152.95	3.787	16:43:54.783
13 - D1	27.490	49.692	257.1	53.266	2:10.448	152.14	4.479	16:46:05.231
14 - D1	27.390	49.801	255.3	IN PIT	2:15.939	P 145.99	9.970	16:48:21.170
15 - D1	OUTLAP	53.576	252.9	56.213	5:05.984	64.86	3:00.015	16:53:27.154
16 - D1	27.398	49.483	255.9	54.372	2:11.253	151.21	5.284	16:55:38.407
17 - D1	26.834	49.141	256.5	52.058	2:08.033	155.01	2.064	16:57:46.440
18 - D1	27.951	50.417	255.9	IN PIT	2:17.024	P 144.84	11.055	17:00:03.464
19 - D2	OUTLAP	49.749	256.5	52.100	3:15.571	101.48	1:09.602	17:03:19.035
20 - D2	26.523	48.303	257.7	51.143	2:05.969	(1) 157.55		17:05:25.004

P2		1 Pro/Am Squadra Corse			Ferrari 488 GT3			
IDEAL LAP TIME : 2:06.292		BEST LAP TIME : 2:06.292			DIFFERENCE : 0.000			
D1: Martin FUENTES		D2: Rodrigo BAPTISTA						
LAP	SECTOR 1	SECTOR 2		SECTOR 3	LAP TIME	KPH	DIFF	TIME OF DAY
1 - D2	OUTLAP	54.073	190.8	55.483				16:08:35.961
2 - D2	28.383	50.458	164.1	54.195	2:13.036	149.18	6.744	16:10:48.997
3 - D2	27.688	49.924	171.4	55.003	2:12.615	149.65	6.323	16:13:01.612
4 - D2	27.047	48.947	258.3	52.306	2:08.300	154.69	2.008	16:15:09.912
5 - D2	27.056	48.709	258.3	52.409	2:08.174	154.84	1.882	16:17:18.086
6 - D2	26.949	48.673	257.1	52.000	2:07.622	155.51	1.330	16:19:25.708
7 - D2	30.607	51.360	203.3	IN PIT	2:22.845	P 138.93	16.553	16:21:48.553
8 - D2	OUTLAP	50.976	257.7	52.004	3:59.702	82.79	1:53.410	16:25:48.255
9 - D2	26.743	48.099	258.3	51.450	2:06.292	(1) 157.15		16:27:54.547
10 - D2	26.822	48.265	257.1	IN PIT	2:11.544	P 150.87	5.252	16:30:06.091
11 - D2	OUTLAP	48.632	255.9	51.673	5:02.301	65.65	2:56.009	16:35:08.392
12 - D2	26.877	48.446	257.1	51.752	2:07.075	(2) 156.18	0.783	16:37:15.467
13 - D2	26.894	48.354	256.5	51.832	2:07.080	(3) 156.17	0.788	16:39:22.547
14 - D2	27.174	50.072	256.5	IN PIT	2:13.140	P 149.06	6.848	16:41:35.687
15 - D1	OUTLAP	49.828	257.7	59.399	6:02.209	54.79	3:55.917	16:47:37.896
16 - D1	27.523	49.792	257.7	52.223	2:09.538	153.21	3.246	16:49:47.434
17 - D1	27.175	49.038	257.1	52.165	2:08.378	154.59	2.086	16:51:55.812
18 - D1	27.183	49.033	258.3	52.947	2:09.163	153.65	2.871	16:54:04.975
19 - D1	27.075	49.220	258.3	52.387	2:08.682	154.23	2.390	16:56:13.657
20 - D1	27.451	53.853	228.8	54.970	2:16.274	145.63	9.982	16:58:29.931
21 - D1	27.115	49.180	258.3	52.103	2:08.398	154.57	2.106	17:00:38.329
22 - D1	27.299	48.988	258.3	IN PIT	2:13.922	P 148.19	7.630	17:02:52.251
23 - D1	OUTLAP	50.916	255.9	IN PIT	3:21.904	P 98.29	1:15.612	17:06:14.155

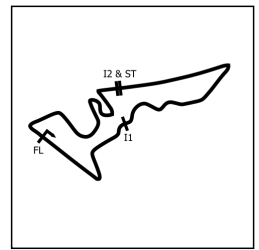
Weather / Track : Sunny / Dry

Circuit of the Americas
 Circuit Length = 5.513 km
 Start: 16:05 Flag 17:05 End: 17:09

Circuit of the Americas (II)

GT World Challenge America

PRACTICE SESSION 2 - SECTOR ANALYSIS



SECTOR 1 = FL to I1, SECTOR 2 = I1 to I2, SECTOR 3 = I2 to FL, DIFF = Difference To Personal Best Lap, P = Crossed Finish Line in Pit Lane, D = Time Disallowed

P3 80 Pro/Am Racers Edge Motorsports		Acura NSX GT3					
IDEAL LAP TIME : 2:06.548		BEST LAP TIME : 2:06.635		DIFFERENCE : 0.087			
D1: Ziad GHANDOUR		D2: Kyle MARCELLI					
LAP	SECTOR 1	SECTOR 2	SECTOR 3	LAP TIME	KPH	DIFF	TIME OF DAY
1 - D2	OUTLAP	51.144	215.5	55.554			16:07:33.317
2 - D2	27.128	48.605	262.7	52.553	2:08.286	154.70	16:09:41.603
3 - D2	27.000	48.727	263.4	52.145	2:07.872 (3)	155.20	16:11:49.475
4 - D2	27.162	48.896	262.7	52.103	2:08.161	154.85	16:13:57.636
5 - D2	27.178	48.842	257.1	IN PIT	2:12.772 P	149.48	16:16:10.408
6 - D2	OUTLAP	51.187	254.1	51.698	7:41.673	42.98	16:23:52.081
7 - D2	26.891	48.251	263.4	51.493	2:06.635 (1)	156.72	16:25:58.716
8 - D2	26.872	48.422	258.9	51.425	2:06.719 (2)	156.62	16:28:05.435
9 - D2	26.886	48.371	258.3	IN PIT	2:12.348 P	149.95	16:30:17.783
10 - D1	OUTLAP	50.421	246.5	53.975	10:34.710	31.26	16:40:52.493
11 - D1	27.875	49.367	254.7	53.164	2:10.406	152.19	16:43:02.899
12 - D1	27.963	49.777	256.5	53.129	2:10.869	151.65	16:45:13.768
13 - D1	28.016	49.286	255.9	53.388	2:10.690	151.86	16:47:24.458
14 - D1	27.976	49.725	258.3	53.729	2:11.430	151.00	16:49:35.888
15 - D1	28.091	49.574	255.3	53.330	2:10.995	151.50	16:51:46.883
16 - D1	27.980	49.939	207.2	IN PIT	2:17.323 P	144.52	16:54:04.206
17 - D1	OUTLAP	51.269	255.3	53.861	6:23.932	51.69	17:00:28.138
18 - D1	27.624	49.538	258.3	53.015	2:10.177	152.46	17:02:38.315
19 - D1	27.914	49.588	255.9	53.435	2:10.937	151.57	17:04:49.252
20 - D1	27.866	49.814	257.1	52.904	2:10.584	151.98	17:06:59.836

P4 63 Pro/Am DXDT Racing		Mercedes-AMG GT3					
IDEAL LAP TIME : 2:07.419		BEST LAP TIME : 2:07.566		DIFFERENCE : 0.147			
D1: David ASKEW		D2: Ryan DALZIEL					
LAP	SECTOR 1	SECTOR 2	SECTOR 3	LAP TIME	KPH	DIFF	TIME OF DAY
1 - D1	OUTLAP	51.372	252.3	55.670			16:07:34.785
2 - D1	27.900	49.485	254.1	52.623	2:10.008	152.65	16:09:44.793
3 - D1	27.594	49.844	255.3	52.366	2:09.804	152.89	16:11:54.597
4 - D1	27.717	49.932	255.9	53.629	2:11.278	151.18	16:14:05.875
5 - D1	27.606	49.441	256.5	52.240	2:09.287	153.50	16:16:15.162
6 - D1	27.555	49.341	255.9	52.692	2:09.588	153.15	16:18:24.750
7 - D1	28.145	49.825	254.7	IN PIT	2:15.217 P	146.77	16:20:39.967
8 - D2	OUTLAP	49.089	254.7	52.471	4:09.339	79.59	16:24:49.306
9 - D2	27.356	48.578	254.7	52.070	2:08.004	155.04	16:26:57.310
10 - D2	27.386	48.598	254.7	51.857	2:07.841	155.24	16:29:05.151
11 - D2	27.385	48.739	252.9	IN PIT	2:13.047 P	149.17	16:31:18.198
12 - D2	OUTLAP	49.318	248.2	52.527	4:55.063	67.26	16:36:13.261
13 - D2	27.345	48.779	252.9	51.929	2:08.053	154.98	16:38:21.314
14 - D2	27.414	48.564	252.3	51.718	2:07.696 (2)	155.42	16:40:29.010
15 - D2	27.357	48.840	252.3	IN PIT	2:12.878 P	149.36	16:42:41.888
16 - D2	OUTLAP	48.945	252.9	52.132	3:17.414	100.53	16:45:59.302
17 - D2	27.352	48.662	252.3	51.552	2:07.566 (1)	155.58	16:48:06.868
18 - D2	27.391	48.680	252.3	51.630	2:07.701 (3)	155.41	16:50:14.569
19 - D2	27.303	48.966	252.9	IN PIT	2:13.748 P	148.38	16:52:28.317
20 - D2	OUTLAP	49.526	251.7	52.276	4:13.681	78.23	16:56:41.998
21 - D2	27.409	48.794	253.5	51.898	2:08.101	154.93	16:58:50.099
22 - D2	27.353	48.735	252.9	IN PIT	2:12.906 P	149.32	17:01:03.005

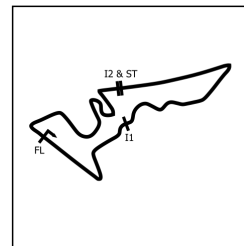
Weather / Track : Sunny / Dry

Circuit of the Americas
 Circuit Length = 5.513 km
 Start: 16:05 Flag 17:05 End: 17:09

Circuit of the Americas (II)

GT World Challenge America

PRACTICE SESSION 2 - SECTOR ANALYSIS



SECTOR 1 = FL to I1, SECTOR 2 = I1 to I2, SECTOR 3 = I2 to FL, DIFF = Difference To Personal Best Lap, P = Crossed Finish Line in Pit Lane, D = Time Disallowed

P5 93 Silver Racers Edge Motorsports		Acura NSX GT3						
IDEAL LAP TIME : 2:07.711		BEST LAP TIME : 2:07.738		DIFFERENCE : 0.027				
D1: Shelby BLACKSTOCK		D2: Trent HINDMAN						
LAP	SECTOR 1	SECTOR 2		SECTOR 3	LAP TIME	KPH	DIFF	TIME OF DAY
1 - D2	OUTLAP	52.060	256.5	53.405				16:07:30.817
2 - D2	27.681	49.661	256.5	52.414	2:09.756	152.95	2.018	16:09:40.573
3 - D2	27.194	48.946	257.1	56.090	2:12.230	150.09	4.492	16:11:52.803
4 - D2	27.111	49.200	257.1	52.407	2:08.718 (3)	154.18	0.980	16:14:01.521
5 - D2	27.228	49.658	258.9	52.401	2:09.287	153.50	1.549	16:16:10.808
6 - D2	27.399	49.154	260.8	IN PIT	2:13.844 P	148.28	6.106	16:18:24.652
7 - D2	OUTLAP	49.743	256.5	52.573	9:57.293	33.22	7:49.555	16:28:21.945
8 - D2	27.298	49.154	253.5	52.710	2:09.162	153.65	1.424	16:30:31.107
9 - D2	27.259	49.404	259.6	IN PIT	2:13.245 P	148.94	5.507	16:32:44.352
10 - D2	OUTLAP	50.174	255.9	52.124	9:15.643	35.71	7:07.905	16:41:59.995
11 - D2	27.218	48.697	255.3	52.013	2:07.928 (2)	155.14	0.190	16:44:07.923
12 - D2	27.077	49.046	256.5	53.868	2:09.991	152.67	2.253	16:46:17.914
13 - D2	27.058	48.724	255.9	51.956	2:07.738 (1)	155.37		16:48:25.652
14 - D2	27.095	48.761	256.5	IN PIT	2:12.689 P	149.57	4.951	16:50:38.341
15 - D1	OUTLAP	50.820	255.9	53.881	4:08.468	79.87	2:00.730	16:54:46.809
16 - D1	27.631	49.913	254.1	53.092	2:10.636	151.92	2.898	16:56:57.445
17 - D1	27.364	51.357	257.1	52.998	2:11.719	150.67	3.981	16:59:09.164
18 - D1	27.602	49.594	257.1	52.449	2:09.645	153.08	1.907	17:01:18.809
19 - D1	27.370	49.843	258.9	52.519	2:09.732	152.98	1.994	17:03:28.541
20 - D1	27.328	53.363	260.8	IN PIT	2:19.161 P	142.61	11.423	17:05:47.702

P6 33 Silver Winward Racing		Mercedes-AMG GT3						
IDEAL LAP TIME : 2:07.781		BEST LAP TIME : 2:08.034		DIFFERENCE : 0.253				
D1: Alec UDELL		D2: Russell WARD						
LAP	SECTOR 1	SECTOR 2		SECTOR 3	LAP TIME	KPH	DIFF	TIME OF DAY
1 - D1	OUTLAP	51.864	251.7	IN PIT				16:07:46.695
2 - D1	OUTLAP	49.826	252.9	52.234	3:29.433	94.76	1:21.399	16:11:16.128
3 - D1	27.335	49.528	254.1	52.133	2:08.996	153.85	0.962	16:13:25.124
4 - D1	27.279	49.067	255.3	51.858	2:08.204 (2)	154.80	0.170	16:15:33.328
5 - D1	27.268	48.836	255.9	51.930	2:08.034 (1)	155.01		16:17:41.362
6 - D1	27.246	49.010	255.3	52.080	2:08.336 (3)	154.64	0.302	16:19:49.698
7 - D1	27.087	49.102	254.7	52.887	2:09.076	153.76	1.042	16:21:58.774
8 - D1	27.214	49.082	255.3	52.359	2:08.655	154.26	0.621	16:24:07.429
9 - D1	27.118	49.104	255.9	53.877	2:10.099	152.55	2.065	16:26:17.528
10 - D1	27.259	49.551	255.9	52.143	2:08.953	153.90	0.919	16:28:26.481
11 - D1	27.284	48.882	255.3	52.196	2:08.362	154.61	0.328	16:30:34.843
12 - D1	27.224	49.219	255.3	52.146	2:08.589	154.34	0.555	16:32:43.432
13 - D1	27.365	49.222	254.7	IN PIT	2:13.681 P	148.46	5.647	16:34:57.113
14 - D2	OUTLAP	51.591	252.9	53.176	4:45.282	69.56	2:37.248	16:39:42.395
15 - D2	27.452	49.879	254.1	52.628	2:09.959	152.71	1.925	16:41:52.354
16 - D2	27.419	49.786	254.7	52.657	2:09.862	152.82	1.828	16:44:02.216
17 - D2	27.440	49.507	254.7	52.473	2:09.420	153.35	1.386	16:46:11.636
18 - D2	27.428	50.102	254.1	52.644	2:10.174	152.46	2.140	16:48:21.810
19 - D2	27.339	49.741	253.5	53.065	2:10.145	152.49	2.111	16:50:31.955
20 - D2	27.347	49.789	254.1	52.428	2:09.564	153.18	1.530	16:52:41.519
21 - D2	27.817	49.814	254.1	IN PIT	2:15.329 P	146.65	7.295	16:54:56.848

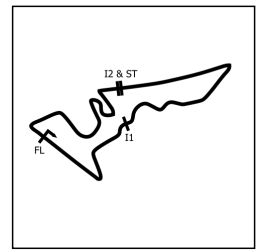
Weather / Track : Sunny / Dry

Circuit of the Americas
 Circuit Length = 5.513 km
 Start: 16:05 Flag 17:05 End: 17:09

Circuit of the Americas (II)

GT World Challenge America

PRACTICE SESSION 2 - SECTOR ANALYSIS



SECTOR 1 = FL to I1, SECTOR 2 = I1 to I2, SECTOR 3 = I2 to FL, DIFF = Difference To Personal Best Lap, P = Crossed Finish Line in Pit Lane, D = Time Disallowed

P7 14 GT3-T		GMG Racing			Audi R8 LMS Ultra			
IDEAL LAP TIME : 2:09.530		BEST LAP TIME : 2:10.020			DIFFERENCE : 0.490			
Dt: James SOFRONAS								
LAP	SECTOR 1	SECTOR 2		SECTOR 3	LAP TIME	KPH	DIFF	TIME OF DAY
1 - D1	OUTLAP	55.774	239.4	1:04.299				16:23:23.462
2 - D1	27.703	50.043	259.6	52.682	2:10.428	152.16	0.408	16:25:33.890
3 - D1	27.435	49.691	261.5	53.265	2:10.391	152.20	0.371	16:27:44.281
4 - D1	27.693	50.218	260.8	IN PIT	2:18.245 P	143.56	8.225	16:30:02.526
5 - D1	OUTLAP	54.165	233.2	56.189	6:12.717	53.24	4:02.697	16:36:15.243
6 - D1	27.581	51.423	257.1	53.775	2:12.779	149.47	2.759	16:38:28.022
7 - D1	27.904	49.625	258.9	53.110	2:10.639	151.92	0.619	16:40:38.661
8 - D1	27.351	49.696	258.9	53.155	2:10.202 (3)	152.43	0.182	16:42:48.863
9 - D1	27.438	49.789	259.6	52.824	2:10.051 (2)	152.60	0.031	16:44:58.914
10 - D1	27.463	49.497	258.3	53.060	2:10.020 (1)	152.64		16:47:08.934
11 - D1	30.772	55.157	202.2	IN PIT	2:33.495 P	129.29	23.475	16:49:42.429

P8 31 GT3		TR3 Racing			Ferrari 488 GT3			
IDEAL LAP TIME : 2:10.352		BEST LAP TIME : 2:10.468			DIFFERENCE : 0.116			
Dt: Mark ISSA								
LAP	SECTOR 1	SECTOR 2		SECTOR 3	LAP TIME	KPH	DIFF	TIME OF DAY
1 - D1	OUTLAP	1:00.366	219.5	59.870				16:23:12.339
2 - D1	28.846	50.692	254.7	54.353	2:13.891	148.23	3.423	16:25:26.230
3 - D1	28.432	50.325	255.9	54.018	2:12.775	149.47	2.307	16:27:39.005
4 - D1	28.462	50.392	254.7	54.444	2:13.298	148.89	2.830	16:29:52.303
5 - D1	28.259	50.539	254.1	53.950	2:12.748	149.50	2.280	16:32:05.051
6 - D1	28.517	50.935	254.1	54.318	2:13.770	148.36	3.302	16:34:18.821
7 - D1	28.704	50.658	254.1	53.623	2:12.985	149.24	2.517	16:36:31.806
8 - D1	28.193	50.328	254.1	53.521	2:12.042	150.30	1.574	16:38:43.848
9 - D1	28.136	50.280	255.3	53.275	2:11.691	150.70	1.223	16:40:55.539
10 - D1	28.277	50.075	255.3	53.107	2:11.459	150.97	0.991	16:43:06.998
11 - D1	28.068	50.062	255.3	53.133	2:11.263 (3)	151.19	0.795	16:45:18.261
12 - D1	27.900	49.787	254.7	52.781	2:10.468 (1)	152.12		16:47:28.729
13 - D1	27.784	49.930	254.7	52.921	2:10.635 (2)	151.92	0.167	16:49:39.364
14 - D1	29.009	56.137	222.6	IN PIT	2:29.976 P	132.33	19.508	16:52:09.340

P9 27 GT3		Daskalos Motorsports			Audi R8 LMS Ultra			
IDEAL LAP TIME : 2:10.721		BEST LAP TIME : 2:11.062			DIFFERENCE : 0.341			
Dt: Jason DASKALOS								
LAP	SECTOR 1	SECTOR 2		SECTOR 3	LAP TIME	KPH	DIFF	TIME OF DAY
1 - D1	OUTLAP	54.664	249.4	57.409				16:23:17.849
2 - D1	28.683	51.022	254.1	53.583	2:13.288	148.90	2.226	16:25:31.137
3 - D1	28.072	50.657	256.5	52.988	2:11.717	150.67	0.655	16:27:42.854
4 - D1	28.644	50.674	220.4	IN PIT	2:22.440 P	139.33	11.378	16:30:05.294
5 - D1	OUTLAP	50.780	252.9	54.254	4:52.999	67.73	2:41.937	16:34:58.293
6 - D1	27.887	50.276	254.7	54.227	2:12.390	149.91	1.328	16:37:10.683
7 - D1	27.963	50.145	254.1	53.398	2:11.506 (3)	150.91	0.444	16:39:22.189
8 - D1	28.830	50.939	254.7	IN PIT	2:18.628 P	143.16	7.566	16:41:40.817
9 - D1	OUTLAP	50.335	252.9	53.701	4:40.341	70.79	2:29.279	16:46:21.158
10 - D1	27.892	50.223	254.1	53.383	2:11.498 (2)	150.92	0.436	16:48:32.656
11 - D1	27.588	50.224	253.5	53.250	2:11.062 (1)	151.43		16:50:43.718
12 - D1	29.770	51.885	197.8	IN PIT	2:27.025 P	134.98	15.963	16:53:10.743

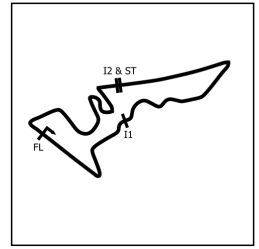
Weather / Track : Sunny / Dry

Circuit of the Americas
 Circuit Length = 5.513 km
 Start: 16:05 Flag 17:05 End: 17:09

Circuit of the Americas (II)

GT World Challenge America

PRACTICE SESSION 2 - SECTOR ANALYSIS



SECTOR 1 = FL to I1, SECTOR 2 = I1 to I2, SECTOR 3 = I2 to FL, DIFF = Difference To Personal Best Lap, P = Crossed Finish Line in Pit Lane, D = Time Disallowed

P10 311 Overall 311RS Motorsport				Porsche 911 GT2 RS CS			
IDEAL LAP TIME : 2:11.944		BEST LAP TIME : 2:12.144		DIFFERENCE : 0.200			
D1: Ryan GATES							
LAP	SECTOR 1	SECTOR 2	SECTOR 3	LAP TIME	KPH	DIFF	TIME OF DAY
1 - D1	OUTLAP	55.713	222.2	57.999			16:23:02.764
2 - D1	29.935	51.694	247.1	55.411	2:17.040	144.82	16:25:19.804
3 - D1	27.802	49.775	274.8	54.728	2:12.305 (3)	150.00	16:27:32.109
4 - D1	30.738	1:01.275	182.7	IN PIT	2:40.908 P	123.34	16:30:13.017
5 - D1	OUTLAP	53.450	254.7	54.972	3:55.131	84.40	16:34:08.148
6 - D1	27.897	49.565	274.1	54.687	2:12.149 (2)	150.18	16:36:20.297
7 - D1	30.280	1:02.442	218.6	56.587	2:29.309	132.92	16:38:49.606
8 - D1	27.853	49.768	278.3	54.968	2:12.589	149.68	16:41:02.195
9 - D1	27.976	49.589	276.9	54.579	2:12.144 (1)	150.19	16:43:14.339
10 - D1	28.403	49.563	274.8	55.209	2:13.175	149.02	16:45:27.514
11 - D1	28.141	50.138	278.3	55.426	2:13.705	148.43	16:47:41.219
12 - D1	28.272	50.002	274.1	55.234	2:13.508	148.65	16:49:54.727
13 - D1	29.083	50.252	271.3	55.238	2:14.573	147.47	16:52:09.300

P11 2 Overall GMG Racing				Porsche 911 GT2 RS CS			
IDEAL LAP TIME : 2:12.491		BEST LAP TIME : 2:12.884		DIFFERENCE : 0.393			
D1: Jason BELL							
LAP	SECTOR 1	SECTOR 2	SECTOR 3	LAP TIME	KPH	DIFF	TIME OF DAY
1 - D1	OUTLAP	54.954	234.2	56.843			16:28:51.567
2 - D1	28.258	50.502	243.7	55.037	2:13.797 (3)	148.33	16:31:05.364
3 - D1	27.934	50.710	273.4	54.487	2:13.131 (2)	149.07	16:33:18.495
4 - D1	27.690	50.314	267.3	54.880	2:12.884 (1)	149.35	16:35:31.379
5 - D1	30.452	53.627	236.8	IN PIT	2:26.313 P	135.64	16:37:57.692

Circuit of the Americas (II)

GT World Challenge America

PRACTICE SESSION 2 - BEST SPEEDS

POS	INTERMEDIATE 1			INTERMEDIATE 2			FINISH LINE		
	NO	NAME	KPH	NO	NAME	KPH	NO	NAME	KPH
1				311	311RS Motorsport	278.3			
2				2	GMG Racing	273.4			
3				80	Racers Edge Motorsports	263.4			
4				14	GMG Racing	261.5			
5				93	Racers Edge Motorsports	260.8			
6				20	Wright Motorsports	259.6			
7				1	Squadra Corse	258.3			
8				63	DXDT Racing	256.5			
9				27	Daskalos Motorsports	256.5			
10				33	Winward Racing	255.9			
11				31	TR3 Racing	255.9			

Weather / Track : Sunny / Dry

Results can be found at www.tsl-timing.com

Circuit of the Americas
Circuit Length = 5.513 km
Start: 16:05 Flag 17:05 End: 17:09

Printed - 17:19 Friday, September 18, 2020

Circuit of the Americas (II)

GT World Challenge America

PRACTICE SESSION 2 - PIT STOP ANALYSIS

P1	20 Pro/Am	Wright Motorsports	Porsche 911 GT3 R (991.II)				
D1: Fred POORDAD	Total Stint: 9Laps - 20:52:054 (34.78%)		Best Lap: 2:08:033 On Lap 17 @ 155:01 kph				
D2: Jan HEYLEN	Total Stint: 10Laps - 24:34:853 (40.97%)		Best Lap: 2:05:969 On Lap 20 @ 157:55 kph				

STOP	IN TIME	DRIVER IN	STINT TIME	STOP TIME	TOTAL STOP TIME	OUT TIME	DRIVER OUT
1 -	16:14:00.936	Jan HEYLEN	8:35.958	10:17.317	10:17.317	16:24:18.253	Jan HEYLEN
2 -	16:32:41.387	Jan HEYLEN	8:23.134	1:17.349	11:34.666	16:33:58.736	Jan HEYLEN
3 -	16:36:05.063	Jan HEYLEN	2:06.327	1:18.131	12:52.797	16:37:23.194	Fred POORDAD
4 -	16:48:12.723	Fred POORDAD	10:49.529	2:58.453	15:51.250	16:51:11.176	Fred POORDAD
5 -	16:59:55.130	Fred POORDAD	8:43.954	1:18.571	17:09.821	17:01:13.701	Jan HEYLEN
-	Finish	Jan HEYLEN	4:11.303				

P2	1 Pro/Am	Squadra Corse	Ferrari 488 GT3				
D1: Martin FUENTES	Total Stint: 9Laps - 19:37:100 (32.74%)		Best Lap: 2:08:378 On Lap 17 @ 154:59 kph				
D2: Rodrigo BAPTISTA	Total Stint: 13Laps - 33:55:630 (56.62%)		Best Lap: 2:06:292 On Lap 9 @ 157:15 kph				

STOP	IN TIME	DRIVER IN	STINT TIME	STOP TIME	TOTAL STOP TIME	OUT TIME	DRIVER OUT
1 -	16:21:40.072	Rodrigo BAPTISTA	15:20.989	1:59.240	1:59.240	16:23:39.312	Rodrigo BAPTISTA
2 -	16:29:57.137	Rodrigo BAPTISTA	6:17.825	3:07.177	5:06.417	16:33:04.314	Rodrigo BAPTISTA
3 -	16:41:27.275	Rodrigo BAPTISTA	8:22.961	3:53.855	9:00.272	16:45:21.130	Martin FUENTES
4 -	17:02:43.863	Martin FUENTES	17:22.733	1:15.925	10:16.197	17:03:59.788	Martin FUENTES
5 -	17:06:05.810	Martin FUENTES					

P3	80 Pro/Am	Racers Edge Motorsports	Acura NSX GT3				
D1: Ziad GHANDOUR	Total Stint: 11Laps - 23:58:978 (38.88%)		Best Lap: 2:10:177 On Lap 18 @ 152:46 kph				
D2: Kyle MARCELLI	Total Stint: 8Laps - 27:47:995 (45.06%)		Best Lap: 2:06:635 On Lap 7 @ 156:72 kph				

STOP	IN TIME	DRIVER IN	STINT TIME	STOP TIME	TOTAL STOP TIME	OUT TIME	DRIVER OUT
1 -	16:16:02.008	Kyle MARCELLI	10:43.607	5:34.725	5:34.725	16:21:36.733	Kyle MARCELLI
2 -	16:30:09.387	Kyle MARCELLI	8:32.654	8:31.734	14:06.459	16:38:41.121	Ziad GHANDOUR
3 -	16:53:55.829	Ziad GHANDOUR	15:14.708	4:19.737	18:26.196	16:58:15.566	Ziad GHANDOUR
-	Finish	Ziad GHANDOUR	8:44.270				

P4	63 Pro/Am	DXDT Racing	Mercedes-AMG GT3				
D1: David ASKEW	Total Stint: 6Laps - 17:22:728 (31.2%)		Best Lap: 2:09:287 On Lap 5 @ 153:50 kph				
D2: Ryan DALZIEL	Total Stint: 15Laps - 31:35:877 (56.73%)		Best Lap: 2:07:566 On Lap 17 @ 155:58 kph				

STOP	IN TIME	DRIVER IN	STINT TIME	STOP TIME	TOTAL STOP TIME	OUT TIME	DRIVER OUT
1 -	16:20:31.533	David ASKEW	15:10.258	2:12.470	2:12.470	16:22:44.003	Ryan DALZIEL
2 -	16:31:09.760	Ryan DALZIEL	8:25.757	2:57.489	5:09.959	16:34:07.249	Ryan DALZIEL
3 -	16:42:33.400	Ryan DALZIEL	8:26.151	1:20.998	6:30.957	16:43:54.398	Ryan DALZIEL
4 -	16:52:19.797	Ryan DALZIEL	8:25.399	2:16.188	8:47.145	16:54:35.985	Ryan DALZIEL
5 -	17:00:54.555	Ryan DALZIEL					

P5	93 Silver	Racers Edge Motorsports	Acura NSX GT3				
D1: Shelby BLACKSTOCK	Total Stint: 6Laps - 13:11:375 (21.8%)		Best Lap: 2:09:645 On Lap 18 @ 153:08 kph				
D2: Trent HINDMAN	Total Stint: 13Laps - 32:02:216 (52.95%)		Best Lap: 2:07:738 On Lap 13 @ 155:37 kph				

STOP	IN TIME	DRIVER IN	STINT TIME	STOP TIME	TOTAL STOP TIME	OUT TIME	DRIVER OUT
1 -	16:18:16.135	Trent HINDMAN	12:58.488	7:59.409	7:59.409	16:26:15.544	Trent HINDMAN
2 -	16:32:35.707	Trent HINDMAN	6:20.163	7:17.055	15:16.464	16:39:52.762	Trent HINDMAN
3 -	16:50:29.681	Trent HINDMAN	10:36.919	2:06.646	17:23.110	16:52:36.327	Shelby BLACKSTOCK
4 -	17:05:39.243	Shelby BLACKSTOCK					

P6	33 Silver	Winward Racing	Mercedes-AMG GT3				
D1: Alec UDELL	Total Stint: 12Laps - 30:30:799 (61.71%)		Best Lap: 2:08:034 On Lap 5 @ 155:01 kph				
D2: Russell WARD	Total Stint: 8Laps - 17:15:966 (34.92%)		Best Lap: 2:09:420 On Lap 17 @ 153:35 kph				

STOP	IN TIME	DRIVER IN	STINT TIME	STOP TIME	TOTAL STOP TIME	OUT TIME	DRIVER OUT
1 -	16:07:38.222	Alec UDELL	2:08.200	1:31.574	1:31.574	16:09:09.796	Alec UDELL
2 -	16:34:48.654	Alec UDELL	25:38.858	2:43.741	4:15.315	16:37:32.395	Russell WARD
3 -	16:54:48.381	Russell WARD					

Circuit of the Americas (II)

GT World Challenge America

PRACTICE SESSION 2 - PIT STOP ANALYSIS

STOP	IN TIME	DRIVER IN	STINT TIME	STOP TIME	TOTAL STOP TIME	OUT TIME	DRIVER OUT
1 -	16:29:53.874	James SOFRONAS	9:01.397	4:04.836	4:04.836	16:33:58.710	James SOFRONAS
2 -	16:49:33.949	James SOFRONAS					

STOP	IN TIME	DRIVER IN	STINT TIME	STOP TIME	TOTAL STOP TIME	OUT TIME	DRIVER OUT
1 -	16:52:00.955	Mark ISSA					

STOP	IN TIME	DRIVER IN	STINT TIME	STOP TIME	TOTAL STOP TIME	OUT TIME	DRIVER OUT
1 -	16:29:55.168	Jason DASKALOS	8:57.988	2:50.939	2:50.939	16:32:46.107	Jason DASKALOS
2 -	16:41:31.665	Jason DASKALOS	8:45.558	2:38.591	5:29.530	16:44:10.256	Jason DASKALOS
3 -	16:53:00.919	Jason DASKALOS					

STOP	IN TIME	DRIVER IN	STINT TIME	STOP TIME	TOTAL STOP TIME	OUT TIME	DRIVER OUT
1 -	16:30:04.703	Ryan GATES	9:24.602	1:48.985	1:48.985	16:31:53.688	Ryan GATES
-	Finish	Ryan GATES	20:15.612				

STOP	IN TIME	DRIVER IN	STINT TIME	STOP TIME	TOTAL STOP TIME	OUT TIME	DRIVER OUT
1 -	16:37:49.191	Jason BELL					

Circuit of the Americas (II)

GT World Challenge America

PRACTICE SESSION 2 - DRIVER STATISTICS

POS	NO	CL	PIC	TEAM / DRIVERS	CAR	LAPS	RACE TIME	%	BEST	ON	KPH
1	20	Pro/Am	1	Wright Motorsports Fred POORDAD (USA) Jan HEYLEN (BEL)	Porsche 911 GT3 R (991.II)	20	1:00:00.026				
						9	20:52.054	34.78	2:08.033	17	155.01
						10	24:34.853	40.97	2:05.969	20	157.55
2	1	Pro/Am	2	Squadra Corse Martin FUENTES (MEX) Rodrigo BAPTISTA (BRA)	Ferrari 488 GT3	23	59:55.072				
						9	19:37.100	32.74	2:08.378	17	154.59
						13	33:55.630	56.62	2:06.292	9	157.15
3	80	Pro/Am	3	Racers Edge Motorsports Ziad GHANDOUR (USA) Kyle MARCELLI (CAN)	Acura NSX GT3	20	1:01:41.435				
						11	23:58.978	38.88	2:10.177	18	152.46
						8	27:47.995	45.06	2:06.635	7	156.72
4	63	Pro/Am	4	DXDT Racing David ASKEW (USA) Ryan DALZIEL (GBR)	Mercedes-AMG GT3	22	55:41.730				
						6	17:22.728	31.20	2:09.287	5	153.50
						15	31:35.877	56.73	2:07.566	17	155.58
5	93	Silver	1	Racers Edge Motorsports Shelby BLACKSTOCK (USA) Trent HINDMAN (USA)	Acura NSX GT3	20	1:00:30.055				
						6	13:11.375	21.80	2:09.645	18	153.08
						13	32:02.216	52.95	2:07.738	13	155.37
6	33	Silver	2	Winward Racing Alec UDELL (USA) Russell WARD (USA)	Mercedes-AMG GT3	21	49:26.826				
						12	30:30.799	61.71	2:08.034	5	155.01
						8	17:15.986	34.92	2:09.420	17	153.35
7	14	GT3-T	1	GMG Racing James SOFRONAS (USA)	Audi R8 LMS Ultra	11	28:49.952				
						10	24:36.636	85.36	2:10.020	10	152.64
8	31	GT3	1	TR3 Racing Mark ISSA (USA)	Ferrari 488 GT3	14	31:27.807				
						13	31:19.422	99.56	2:10.468	12	152.12
9	27	GT3	2	Daskalos Motorsports Jason DASKALOS (USA)	Audi R8 LMS Ultra	12	32:13.563				
						11	26:34.209	82.45	2:11.062	11	151.43
10	311	Overall	1	311RS Motorsport Ryan GATES (USA)	Porsche 911 GT2 RS CS	13	31:29.199				
						12	29:40.214	94.23	2:12.144	9	150.19
11	2	Overall	2	GMG Racing Jason BELL (USA)	Porsche 911 GT2 RS CS	5	11:30.828				
						4	11:22.327	98.77	2:12.884	4	149.35

Weather / Track : Sunny / Dry

Circuit of the Americas
Circuit Length = 5.513 km
Start: 16:05 Flag 17:05 End: 17:09

Results can be found at www.tsl-timing.com

Printed - 17:19 Friday, September 18, 2020

Circuit of the Americas (II)

GT World Challenge America

PRACTICE SESSION 2 - STATISTICS

Competitors Started 11
Planned Start 2020-09-18 @ 16:05:00.000
Actual Start 2020-09-18 @ 16:05:05.806
Finish Time 2020-09-18 @ 17:05:06.471
Track Length 5.513km
Total Laps 181
Total Distance Covered 997.853km

Session Fastest Lap History

NO	CL	NAME	LAP TIME	TIME OF DAY	LAP	VEHICLE
93	Silver	Racers Edge Motorsports <i>T. HINDMAN</i>	2:09.756	16:09:40.573	2	Acura NSX GT3
80	Pro/Am	Racers Edge Motorsports <i>K. MARCELLI</i>	2:08.286	16:09:41.603	2	Acura NSX GT3
20	Pro/Am	Wright Motorsports <i>J. HEYLEN</i>	2:07.837	16:09:47.920	2	Porsche 911 GT3 R (991.II)
20	Pro/Am	Wright Motorsports <i>J. HEYLEN</i>	2:07.412	16:11:55.332	3	Porsche 911 GT3 R (991.II)
80	Pro/Am	Racers Edge Motorsports <i>K. MARCELLI</i>	2:06.635	16:25:58.716	7	Acura NSX GT3
1	Pro/Am	Squadra Corse <i>R. BAPTISTA</i>	2:06.292	16:27:54.547	9	Ferrari 488 GT3
20	Pro/Am	Wright Motorsports <i>J. HEYLEN</i>	2:05.969	17:05:25.004	20	Porsche 911 GT3 R (991.II)

Flag History

TYPE	TIME OF DAY
GREEN	16:05:05.806
FINISH	16:50:06.571
FINISH	17:05:06.471

Flag Statistics

TYPE	COUNT	TOTAL LAPS	TOTAL TIME
Green	1	23	1:04:20.269
Red	0	0	0.000
Safety Car	0	0	0.000
FCY	0	0	0.000

Weather / Track : Sunny / Dry

Circuit of the Americas (II)

GT World Challenge America

PRACTICE SESSION 2 - STATISTICS

CLASS : Pro/Am

4 Starters

Fastest Lap History

NO	NAME	LAP TIME	TIME OF DAY	LAP	VEHICLE
80	Racers Edge Motorsports <i>K. MARCELLI</i>	2:08.286	16:09:41.603	2	Acura NSX GT3
20	Wright Motorsports <i>J. HEYLEN</i>	2:07.837	16:09:47.920	2	Porsche 911 GT3 R (991.II)
20	Wright Motorsports <i>J. HEYLEN</i>	2:07.412	16:11:55.332	3	Porsche 911 GT3 R (991.II)
80	Racers Edge Motorsports <i>K. MARCELLI</i>	2:06.635	16:25:58.716	7	Acura NSX GT3
1	Squadra Corse <i>R. BAPTISTA</i>	2:06.292	16:27:54.547	9	Ferrari 488 GT3
20	Wright Motorsports <i>J. HEYLEN</i>	2:05.969	17:05:25.004	20	Porsche 911 GT3 R (991.II)

Weather / Track : Sunny / Dry

Circuit of the Americas (II)

GT World Challenge America

PRACTICE SESSION 2 - STATISTICS

CLASS : Silver

2 Starters

Fastest Lap History

NO	NAME	LAP TIME	TIME OF DAY	LAP	VEHICLE
93	Racers Edge Motorsports <i>T. HINDMAN</i>	2:09.756	16:09:40.573	2	Acura NSX GT3
33	Winward Racing <i>A. UDELL</i>	2:08.996	16:13:25.124	3	Mercedes-AMG GT3
93	Racers Edge Motorsports <i>T. HINDMAN</i>	2:08.718	16:14:01.521	4	Acura NSX GT3
33	Winward Racing <i>A. UDELL</i>	2:08.204	16:15:33.328	4	Mercedes-AMG GT3
33	Winward Racing <i>A. UDELL</i>	2:08.034	16:17:41.362	5	Mercedes-AMG GT3
93	Racers Edge Motorsports <i>T. HINDMAN</i>	2:07.928	16:44:07.923	11	Acura NSX GT3
93	Racers Edge Motorsports <i>T. HINDMAN</i>	2:07.738	16:48:25.652	13	Acura NSX GT3

Weather / Track : Sunny / Dry

Circuit of the Americas (II)

GT World Challenge America

PRACTICE SESSION 2 - STATISTICS

CLASS : Overall

2 Starters

Fastest Lap History

NO	NAME	LAP TIME	TIME OF DAY	LAP	VEHICLE
311	311RS Motorsport <i>R. GATES</i>	2:17.040	16:25:19.804	2	Porsche 911 GT2 RS CS
311	311RS Motorsport <i>R. GATES</i>	2:12.305	16:27:32.109	3	Porsche 911 GT2 RS CS
311	311RS Motorsport <i>R. GATES</i>	2:12.149	16:36:20.297	6	Porsche 911 GT2 RS CS
311	311RS Motorsport <i>R. GATES</i>	2:12.144	16:43:14.339	9	Porsche 911 GT2 RS CS

Weather / Track : Sunny / Dry

Results can be found at www.tsl-timing.com

Page 4 of 6

Circuit of the Americas
Circuit Length = 5.513 km
Start: 16:05 Flag 17:05 End: 17:09

Printed - 17:19 Friday, September 18, 2020

Circuit of the Americas (II)

GT World Challenge America

PRACTICE SESSION 2 - STATISTICS

CLASS : GT3-T

1 Starters

Fastest Lap History

NO	NAME	LAP TIME	TIME OF DAY	LAP	VEHICLE
14	GMG Racing <i>J. SOFRONAS</i>	2:10.428	16:25:33.890	2	Audi R8 LMS Ultra
14	GMG Racing <i>J. SOFRONAS</i>	2:10.391	16:27:44.281	3	Audi R8 LMS Ultra
14	GMG Racing <i>J. SOFRONAS</i>	2:10.202	16:42:48.863	8	Audi R8 LMS Ultra
14	GMG Racing <i>J. SOFRONAS</i>	2:10.051	16:44:58.914	9	Audi R8 LMS Ultra
14	GMG Racing <i>J. SOFRONAS</i>	2:10.020	16:47:08.934	10	Audi R8 LMS Ultra

Weather / Track : Sunny / Dry

Results can be found at www.tsl-timing.com

Page 5 of 6

Circuit of the Americas
Circuit Length = 5.513 km
Start: 16:05 Flag 17:05 End: 17:09

Printed - 17:19 Friday, September 18, 2020

Circuit of the Americas (II)

GT World Challenge America

PRACTICE SESSION 2 - STATISTICS

CLASS : GT3

2 Starters

Fastest Lap History

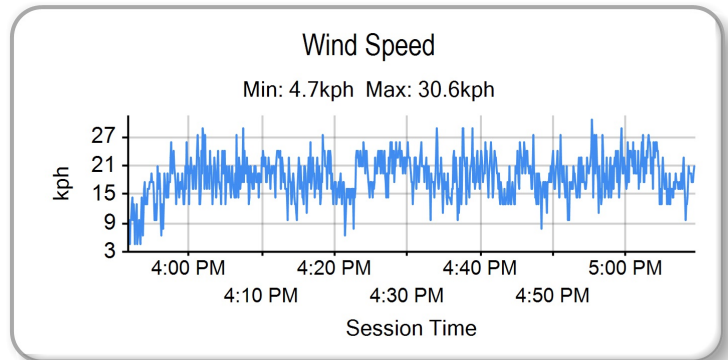
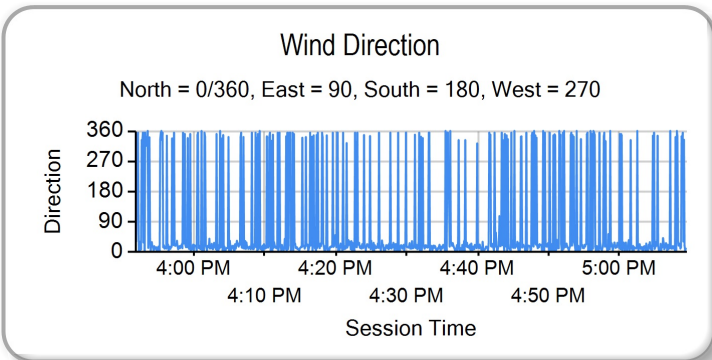

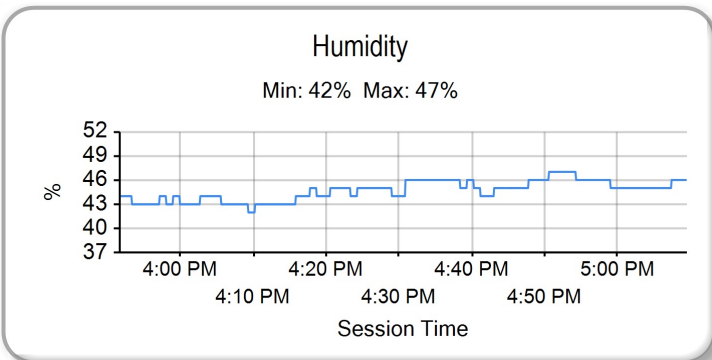
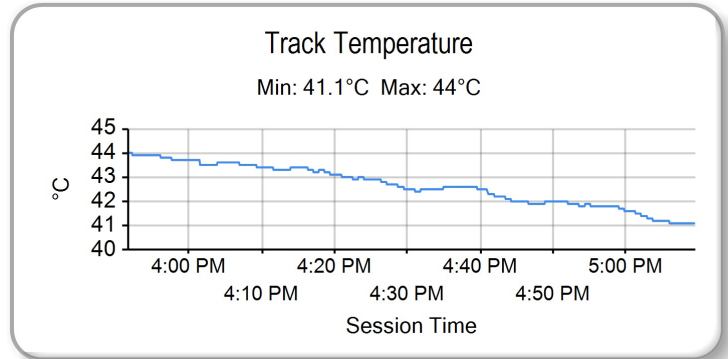
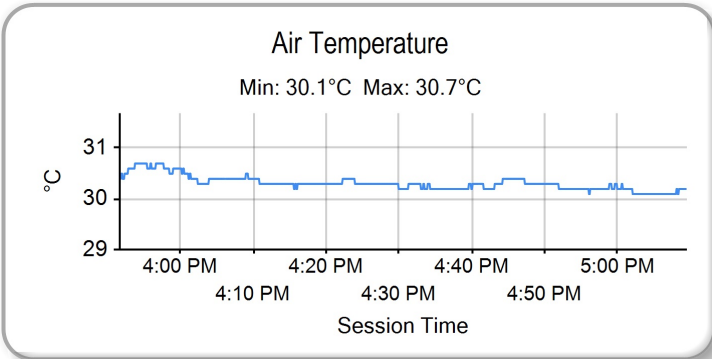
NO	NAME	LAP TIME	TIME OF DAY	LAP	VEHICLE
31	TR3 Racing <i>M. ISSA</i>	2:13.891	16:25:26.230	2	Ferrari 488 GT3
27	Daskalos Motorsports <i>J. DASKALOS</i>	2:13.288	16:25:31.137	2	Audi R8 LMS Ultra
31	TR3 Racing <i>M. ISSA</i>	2:12.775	16:27:39.005	3	Ferrari 488 GT3
27	Daskalos Motorsports <i>J. DASKALOS</i>	2:11.717	16:27:42.854	3	Audi R8 LMS Ultra
27	Daskalos Motorsports <i>J. DASKALOS</i>	2:11.506	16:39:22.189	7	Audi R8 LMS Ultra
31	TR3 Racing <i>M. ISSA</i>	2:11.459	16:43:06.998	10	Ferrari 488 GT3
31	TR3 Racing <i>M. ISSA</i>	2:11.263	16:45:18.261	11	Ferrari 488 GT3
31	TR3 Racing <i>M. ISSA</i>	2:10.468	16:47:28.729	12	Ferrari 488 GT3

Weather / Track : Sunny / Dry

Circuit of the Americas (II)

GT World Challenge America

PRACTICE SESSION 2 - WEATHER CONDITIONS



Weather / Track : Sunny / Dry

Results can be found at www.tsl-timing.com

Circuit of the Americas
Circuit Length = 5.513 km
Start: 16:05 Flag 17:05 End: 17:09

Printed - 17:19 Friday, September 18, 2020

Circuit of the Americas (II)

GT World Challenge America powered by aws

QUALIFYING 1 - CLASSIFICATION - PROVISIONAL



POS	NO	CL	PIC	TEAM / DRIVERS	CAR	TIME	ON	LAPS	GAP	DIFF	KPH
1	1	Pro/Am	1	Squadra Corse Martin FUENTES (MEX) / Rodrigo BAPTISTA (BRA)	Ferrari 488 GT3	2:05.886	6	6			157.65
2	93	Silver	1	Racers Edge Motorsports Shelby BLACKSTOCK (USA) / Trent HINDMAN (USA)	Acura NSX GT3	2:06.366	6	7	0.480	0.480	157.05
3	33	Silver	2	Winward Racing Alec UDELL (USA) / Russell WARD (USA)	Mercedes-AMG GT3	2:06.447	4	5	0.561	0.081	156.95
4	20	Pro/Am	2	Wright Motorsports Fred POORDAD (USA) / Jan HEYLEN (BEL)	Porsche 911 GT3 R (991.II)	2:07.742	4	5	1.856	1.295	155.36
5	63	Pro/Am	3	DXDT Racing David ASKEW (USA) / Ryan DALZIEL (GBR)	Mercedes-AMG GT3	2:08.705	4	7	2.819	0.963	154.20
6	80	Pro/Am	4	Racers Edge Motorsports Ziad GHANDOUR (USA) / Kyle MARCELLI (CAN)	Acura NSX GT3	2:09.619	3	5	3.733	0.914	153.11

QUALIFYING LAPTIME (120.0% of 2:05.886) = 2:31.063

Weather / Track : Sunny / Dry

These results are provisional until the conclusion of any judicial and technical matters.

Circuit of the Americas

Circuit Length = 5.513 km

Start: 08:00 Flag 08:15 End: 08:16

Race Director :	Stewards :	Timekeeper :
-----------------	------------	--------------

Results can be found at www.tsl-timing.com

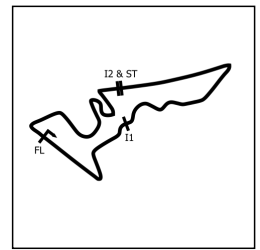
Printed - 08:21 Saturday, September 19, 2020



Circuit of the Americas (II)

GT World Challenge America powered by aws

QUALIFYING 1 - SECTOR ANALYSIS



SECTOR 1 = FL to I1, SECTOR 2 = I1 to I2, SECTOR 3 = I2 to FL, DIFF = Difference To Personal Best Lap, P = Crossed Finish Line in Pit Lane, D = Time Disallowed

P1	1 Pro/Am	Squadra Corse						Ferrari 488 GT3
IDEAL LAP TIME : 2:05.808		BEST LAP TIME : 2:05.886		DIFFERENCE : 0.078				
D1: Martin FUENTES		D2: Rodrigo BAPTISTA						
LAP	SECTOR 1	SECTOR 2		SECTOR 3	LAP TIME	KPH	DIFF	TIME OF DAY

1 - D1	OUTLAP	1:01.612	172.2	IN PIT	D			08:04:23.891
2 - D1	OUTLAP	50.051	257.1	52.974	3:00.994	109.65	55.108	08:07:24.885
3 - D1	26.998	48.252	257.7	51.145	2:06.395	(2) 157.02	0.509	08:09:31.280
4 - D1	26.713	49.028	215.1	1:01.636	2:17.377	(3) 144.46	11.491	08:11:48.657
5 - D1	31.923	58.715	199.6	1:00.132	2:30.770	131.63	24.884	08:14:19.427
6 - D1	26.627	48.036	258.3	51.223	2:05.886	(1) 157.65		08:16:25.313

P2	93 Silver	Racers Edge Motorsports						Acura NSX GT3
IDEAL LAP TIME : 2:06.311		BEST LAP TIME : 2:06.366		DIFFERENCE : 0.055				
D1: Shelby BLACKSTOCK		D2: Trent HINDMAN						
LAP	SECTOR 1	SECTOR 2		SECTOR 3	LAP TIME	KPH	DIFF	TIME OF DAY

1 - D1	OUTLAP	53.946	241.0	55.089				08:02:35.426
2 - D1	27.379	50.040	258.3	52.761	2:10.180	152.45	3.814	08:04:45.606
3 - D1	26.930	48.855	257.1	51.471	2:07.256	155.95	0.890	08:06:52.862
4 - D1	26.906	48.487	258.9	51.437	2:06.830	(3) 156.48	0.464	08:08:59.692
5 - D1	26.700	48.570	259.6	52.835	2:08.105	154.92	1.739	08:11:07.797
6 - D1	26.755	48.440	259.6	51.171	2:06.366	(1) 157.05		08:13:14.163
7 - D1	26.766	48.468	257.1	51.291	2:06.525	(2) 156.86	0.159	08:15:20.688

P3	33 Silver	Winward Racing						Mercedes-AMG GT3
IDEAL LAP TIME : 2:06.214		BEST LAP TIME : 2:06.447		DIFFERENCE : 0.233				
D1: Alec UDELL		D2: Russell WARD						
LAP	SECTOR 1	SECTOR 2		SECTOR 3	LAP TIME	KPH	DIFF	TIME OF DAY

1 - D1	OUTLAP	57.709	243.2	55.118				08:03:16.497
2 - D1	27.267	48.982	252.9	51.433	2:07.682	(3) 155.43	1.235	08:05:24.179
3 - D1	26.878	48.724	254.7	51.136	2:06.738	(2) 156.59	0.291	08:07:30.917
4 - D1	26.670	48.596	254.7	51.181	2:06.447	(1) 156.95		08:09:37.364
5 - D1	26.633	48.445	255.3	IN PIT	2:14.180	P 147.91	7.733	08:11:51.544

P4	20 Pro/Am	Wright Motorsports						Porsche 911 GT3 R (991.II)
IDEAL LAP TIME : 2:07.688		BEST LAP TIME : 2:07.742		DIFFERENCE : 0.054				
D1: Fred POORDAD		D2: Jan HEYLEN						
LAP	SECTOR 1	SECTOR 2		SECTOR 3	LAP TIME	KPH	DIFF	TIME OF DAY

1 - D1	OUTLAP	57.804	241.6	57.412				08:03:53.412
2 - D1	27.175	50.470	250.5	57.606	2:15.251	(3) 146.74	7.509	08:06:08.663
3 - D1	27.065	49.126	255.9	52.004	2:08.195	(2) 154.81	0.453	08:08:16.858
4 - D1	26.864	48.833	256.5	52.045	2:07.742	(1) 155.36		08:10:24.600
5 - D1	26.851	49.078	256.5	IN PIT	2:15.899	P 146.04	8.157	08:12:40.499

P5	63 Pro/Am	DXDT Racing						Mercedes-AMG GT3
IDEAL LAP TIME : 2:08.384		BEST LAP TIME : 2:08.705		DIFFERENCE : 0.321				
D1: David ASKEW		D2: Ryan DALZIEL						
LAP	SECTOR 1	SECTOR 2		SECTOR 3	LAP TIME	KPH	DIFF	TIME OF DAY

1 - D1	OUTLAP	56.079	231.7	59.054				08:02:46.110
2 - D1	27.471	49.492	252.3	52.187	2:09.150	153.67	0.445	08:04:55.260
3 - D1	27.593	49.288	252.3	51.948	2:08.829	(3) 154.05	0.124	08:07:04.089
4 - D1	27.384	49.420	252.9	51.901	2:08.705	(1) 154.20		08:09:12.794
5 - D1	27.493	49.880	247.7	59.855	2:17.228	144.62	8.523	08:11:30.022
6 - D1	27.236	51.997	203.3	59.259	2:18.492	143.30	9.787	08:13:48.514
7 - D1	27.348	49.247	253.5	52.224	2:08.819	(2) 154.06	0.114	08:15:57.333

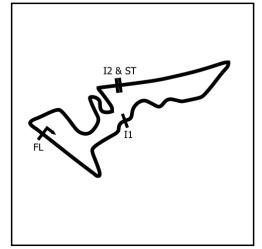
Weather / Track : Sunny / Dry

Circuit of the Americas
Circuit Length = 5.513 km
Start: 08:00 Flag 08:15 End: 08:16

Circuit of the Americas (II)

GT World Challenge America powered by aws

QUALIFYING 1 - SECTOR ANALYSIS



SECTOR 1 = FL to I1, SECTOR 2 = I1 to I2, SECTOR 3 = I2 to FL, DIFF = Difference To Personal Best Lap, P = Crossed Finish Line in Pit Lane, D = Time Disallowed

P6 80 Pro/Am Racers Edge Motorsports		Acura NSX GT3						
IDEAL LAP TIME : 2:09.619		BEST LAP TIME : 2:09.619		DIFFERENCE : 0.000				
D1: Ziad GHANDOUR		D2: Kyle MARCELLI						
LAP	SECTOR 1	SECTOR 2		SECTOR 3	LAP TIME	KPH	DIFF	TIME OF DAY
1 - D1	OUTLAP	54.279	223.6	56.865				08:02:38.808
2 - D1	27.681	49.831	257.1	52.987	2:10.499 (2)	152.08	0.880	08:04:49.307
3 - D1	27.491	49.216	257.1	52.912	2:09.619 (1)	153.11		08:06:58.926
4 - D1	27.930	49.670	254.1	53.416	2:11.016 (3)	151.48	1.397	08:09:09.942
5 - D1	34.771	56.695	211.3	IN PIT	2:39.282 P	124.60	29.663	08:11:49.224

Circuit of the Americas (II)

GT World Challenge America powered by aws

QUALIFYING 1 - BEST SECTORS

SECTOR 1			SECTOR 2			SECTOR 3			IDEAL / BEST COMPARISON							
POS	NO	NAME	TIME	NO	NAME	TIME	NO	NAME	TIME	POS	NO	NAME	IDEAL	BEST	DIFF	
													PERFECT LAP	2:05.799		
1	1	Squadra Corse	26.627	1	Squadra Corse	48.036	33	Winward Racing	51.136	1	1	Squadra Corse	2:05.808	2:05.886	0.078	
2	33	Winward Racing	26.633	93	Racers Edge Motors	48.440	1	Squadra Corse	51.145	2	33	Winward Racing	2:06.214	2:06.447	0.233	
3	93	Racers Edge Motors	26.700	33	Winward Racing	48.445	93	Racers Edge Motors	51.171	3	93	Racers Edge Motorspx	2:06.311	2:06.366	0.055	
4	20	Wright Motorsports	26.851	20	Wright Motorsports	48.833	63	DXDT Racing	51.901	4	20	Wright Motorsports	2:07.688	2:07.742	0.054	
5	63	DXDT Racing	27.236	80	Racers Edge Motors	49.216	20	Wright Motorsports	52.004	5	63	DXDT Racing	2:08.384	2:08.705	0.321	
6	80	Racers Edge Motors	27.491	63	DXDT Racing	49.247	80	Racers Edge Motors	52.912	6	80	Racers Edge Motorspx	2:09.619	2:09.619	0.000	

Weather / Track : Sunny / Dry

Results can be found at www.tsl-timing.com

Circuit of the Americas

Circuit Length = 5.513 km

Start: 08:00 Flag 08:15 End: 08:16

Printed - 08:23 Saturday, September 19, 2020

Circuit of the Americas (II)

GT World Challenge America powered by aws

QUALIFYING 1 - BEST SPEEDS

POS	INTERMEDIATE 1			INTERMEDIATE 2			FINISH LINE		
	NO	NAME	KPH	NO	NAME	KPH	NO	NAME	KPH
1				93	Racers Edge Motorsports	259.6			
2				1	Squadra Corse	258.3			
3				80	Racers Edge Motorsports	257.1			
4				20	Wright Motorsports	256.5			
5				33	Winward Racing	255.3			
6				63	DXDT Racing	253.5			

Weather / Track : Sunny / Dry

Results can be found at www.tsl-timing.com

Circuit of the Americas
Circuit Length = 5.513 km
Start: 08:00 Flag 08:15 End: 08:16

Printed - 08:23 Saturday, September 19, 2020

Circuit of the Americas (II)

GT World Challenge America powered by aws

QUALIFYING 1 - STATISTICS

Competitors Started 6
Planned Start 2020-09-19 @ 08:00:00.000
Actual Start 2020-09-19 @ 08:00:05.726
Finish Time 2020-09-19 @ 08:15:05.281
Track Length 5.513km
Total Laps 35
Total Distance Covered 192.955km

Session Fastest Lap History

NO	CL	NAME	LAP TIME	TIME OF DAY	LAP	VEHICLE
93	Silver	Racers Edge Motorsports <i>S. BLACKSTOCK</i>	2:10.180	08:04:45.606	2	Acura NSX GT3
63	Pro/Am	DXDT Racing <i>D. ASKEW</i>	2:09.150	08:04:55.260	2	Mercedes-AMG GT3
33	Silver	Winward Racing <i>A. UDELL</i>	2:07.682	08:05:24.179	2	Mercedes-AMG GT3
93	Silver	Racers Edge Motorsports <i>S. BLACKSTOCK</i>	2:07.256	08:06:52.862	3	Acura NSX GT3
33	Silver	Winward Racing <i>A. UDELL</i>	2:06.738	08:07:30.917	3	Mercedes-AMG GT3
1	Pro/Am	Squadra Corse <i>M. FUENTES</i>	2:06.395	08:09:31.280	3	Ferrari 488 GT3
93	Silver	Racers Edge Motorsports <i>S. BLACKSTOCK</i>	2:06.366	08:13:14.163	6	Acura NSX GT3
1	Pro/Am	Squadra Corse <i>M. FUENTES</i>	2:05.886	08:16:25.313	6	Ferrari 488 GT3

Flag History

TYPE	TIME OF DAY
GREEN	08:00:05.726
FINISH	08:15:05.281

Flag Statistics

TYPE	COUNT	TOTAL LAPS	TOTAL TIME
Green	1	7	16:33.099
Red	0	0	0.000
Safety Car	0	0	0.000
FCY	0	0	0.000

Weather / Track : Sunny / Dry

Circuit of the Americas
Circuit Length = 5.513 km
Start: 08:00 Flag 08:15 End: 08:16

Circuit of the Americas (II)

GT World Challenge America powered by aws

QUALIFYING 1 - STATISTICS

CLASS : Pro/Am

4 Starters

Fastest Lap History

NO	NAME	LAP TIME	TIME OF DAY	LAP	VEHICLE
80	Racers Edge Motorsports <i>Z. GHANDOUR</i>	2:10.499	08:04:49.307	2	Acura NSX GT3
63	DXDT Racing <i>D. ASKEW</i>	2:09.150	08:04:55.260	2	Mercedes-AMG GT3
63	DXDT Racing <i>D. ASKEW</i>	2:08.829	08:07:04.089	3	Mercedes-AMG GT3
20	Wright Motorsports <i>F. POORDAD</i>	2:08.195	08:08:16.858	3	Porsche 911 GT3 R (991.II)
1	Squadra Corse <i>M. FUENTES</i>	2:06.395	08:09:31.280	3	Ferrari 488 GT3
1	Squadra Corse <i>M. FUENTES</i>	2:05.886	08:16:25.313	6	Ferrari 488 GT3

Weather / Track : Sunny / Dry

Circuit of the Americas
Circuit Length = 5.513 km
Start: 08:00 Flag 08:15 End: 08:16

Circuit of the Americas (II)

GT World Challenge America powered by aws

QUALIFYING 1 - STATISTICS

CLASS : Silver

2 Starters

Fastest Lap History

NO	NAME	LAP TIME	TIME OF DAY	LAP	VEHICLE
93	Racers Edge Motorsports <i>S. BLACKSTOCK</i>	2:10.180	08:04:45.606	2	Acura NSX GT3
33	Winward Racing <i>A. UDELL</i>	2:07.682	08:05:24.179	2	Mercedes-AMG GT3
93	Racers Edge Motorsports <i>S. BLACKSTOCK</i>	2:07.256	08:06:52.862	3	Acura NSX GT3
33	Winward Racing <i>A. UDELL</i>	2:06.738	08:07:30.917	3	Mercedes-AMG GT3
33	Winward Racing <i>A. UDELL</i>	2:06.447	08:09:37.364	4	Mercedes-AMG GT3
93	Racers Edge Motorsports <i>S. BLACKSTOCK</i>	2:06.366	08:13:14.163	6	Acura NSX GT3

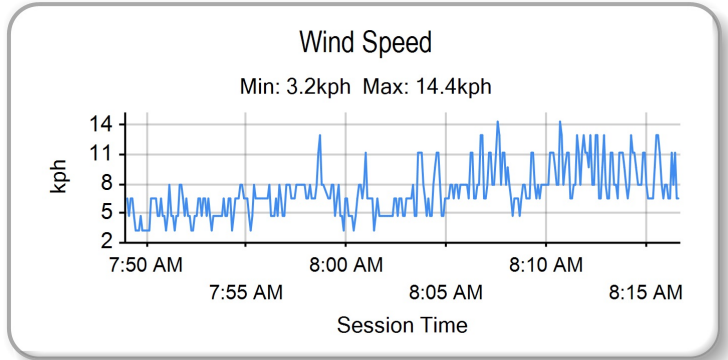
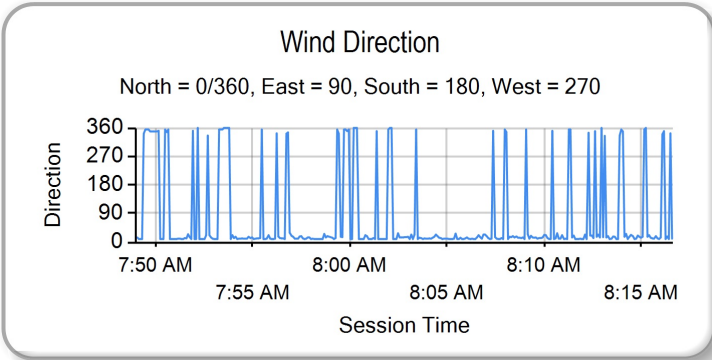
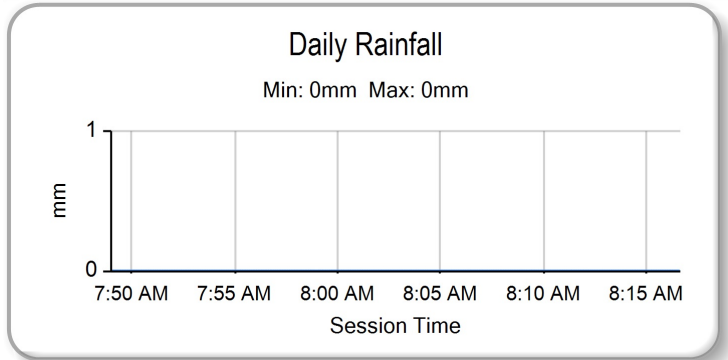
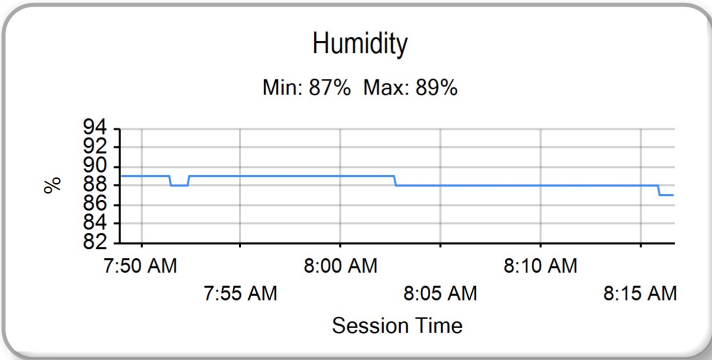
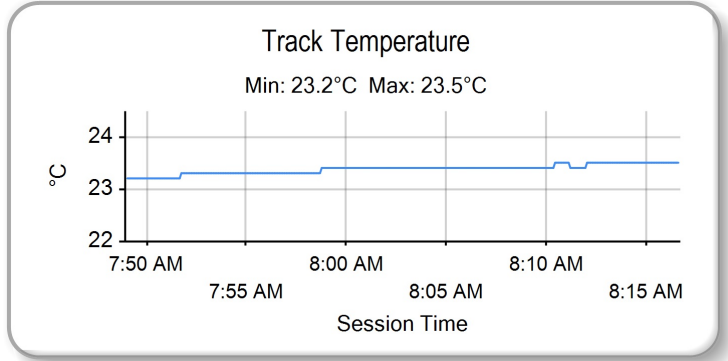
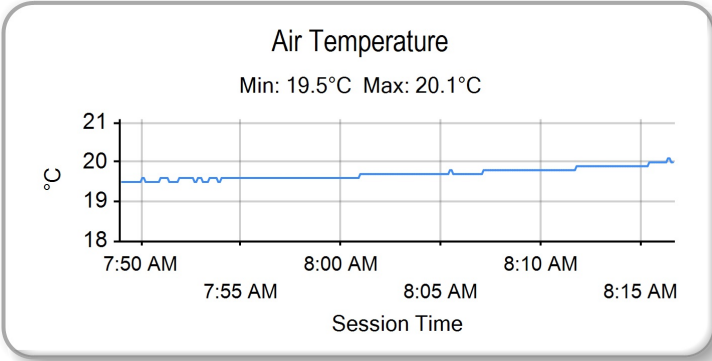
Weather / Track : Sunny / Dry

Circuit of the Americas
Circuit Length = 5.513 km
Start: 08:00 Flag 08:15 End: 08:16

Circuit of the Americas (II)

GT World Challenge America powered by aws

QUALIFYING 1 - WEATHER CONDITIONS



Weather / Track : Sunny / Dry

Results can be found at www.tsl-timing.com

Circuit of the Americas
Circuit Length = 5.513 km
Start: 08:00 Flag 08:15 End: 08:16

Printed - 08:24 Saturday, September 19, 2020

Circuit of the Americas (II)

GT World Challenge America powered by aws / GTSC

RACE 1 - GRID (90 minutes)



ROW 7			13	2	Jason BELL 2:12.373 GMG Racing	GTSC - Overall
ROW 6	12	311			Ryan GATES 2:11.228 311RS Motorsport	GTSC - Overall
			11	31	Mark ISSA 2:09.924 TR3 Racing	GTSC - GT3
ROW 5	10	27			Jason DASKALOS 2:08.506 Daskalos Motorsports	GTSC - GT3
			9	14	James SOFRONAS 2:06.832 GMG Racing	GTSC - GT3-T
ROW 4						
ROW 3	6	80			Ziad GHANDOUR 2:09.619 Racers Edge Motorsports	GT3 - Pro/Am
			5	63	David ASKEW 2:08.705 DXDT Racing	GT3 - Pro/Am
ROW 2	4	20			Fred POORDAD 2:07.742 Wright Motorsports	GT3 - Pro/Am
			3	33	Alec UDELL 2:06.447 Winward Racing	GT3 - Silver
ROW 1	2	93			Shelby BLACKSTOCK 2:06.366 Racers Edge Motorsports	GT3 - Silver
			1	1	Martin FUENTES 2:05.886 Squadra Corse	GT3 - Pro/Am
Pole						

Circuit of the Americas
Circuit Length = 5.513 km

These results are provisional until the conclusion of any judicial and technical matters.

Race Director :	Stewards :	Timekeeper :
-----------------	------------	--------------

Results can be found at www.tsl-timing.com

Printed - 12:16 Saturday, September 19, 2020



Circuit of the Americas (II)

GT World Challenge America powered by aws

QUALIFYING 2 - CLASSIFICATION - PROVISIONAL



POS	NO	CL	PIC	TEAM / DRIVERS	CAR	TIME	ON	LAPS	GAP	DIFF	KPH
1	1	Pro/Am	1	Squadra Corse Martin FUENTES (MEX) / Rodrigo BAPTISTA (BRA)	Ferrari 488 GT3	2:04.523	3	5			159.38
2	20	Pro/Am	2	Wright Motorsports Fred POORDAD (USA) / Jan HEYLEN (BEL)	Porsche 911 GT3 R (991.II)	2:04.749	4	5	0.226	0.226	159.09
3	63	Pro/Am	3	DXDT Racing David ASKEW (USA) / Ryan DALZIEL (GBR)	Mercedes-AMG GT3	2:05.027	6	7	0.504	0.278	158.74
4	93	Silver	1	Racers Edge Motorsports Shelby BLACKSTOCK (USA) / Trent HINDMAN (USA)	Acura NSX GT3	2:05.449	3	5	0.926	0.422	158.20
5	80	Pro/Am	4	Racers Edge Motorsports Ziad GHANDOUR (USA) / Kyle MARCELLI (CAN)	Acura NSX GT3	2:05.595	5	6	1.072	0.146	158.02
6	33	Silver	2	Winward Racing Alec UDELL (USA) / Russell WARD (USA)	Mercedes-AMG GT3	2:06.536	4	5	2.013	0.941	156.84

QUALIFYING LAPTIME (120.0% of 2:04.523) = 2:29.427

Weather / Track : Sunny / Dry

These results are provisional until the conclusion of any judicial and technical matters.

Circuit of the Americas

Circuit Length = 5.513 km

Start: 08:20 Flag 08:35 End: 08:35

Race Director :	Stewards :	Timekeeper :
-----------------	------------	--------------

Results can be found at www.tsl-timing.com

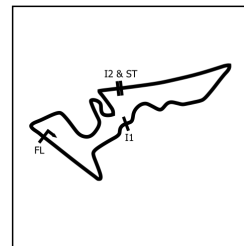
Printed - 08:36 Saturday, September 19, 2020



Circuit of the Americas (II)

GT World Challenge America powered by aws

QUALIFYING 2 - SECTOR ANALYSIS



SECTOR 1 = FL to I1, SECTOR 2 = I1 to I2, SECTOR 3 = I2 to FL, DIFF = Difference To Personal Best Lap, P = Crossed Finish Line in Pit Lane, D = Time Disallowed

P1		1 Pro/Am Squadra Corse			Ferrari 488 GT3			
IDEAL LAP TIME : 2:04.297		BEST LAP TIME : 2:04.523			DIFFERENCE : 0.226			
D1: Martin FUENTES		D2: Rodrigo BAPTISTA						
LAP	SECTOR 1	SECTOR 2		SECTOR 3	LAP TIME	KPH	DIFF	TIME OF DAY
1 - D2	OUTLAP	52.659	258.3	51.405				08:23:55.561
2 - D2	26.382	47.649	258.9	50.714	2:04.745 (2)	159.09	0.222	08:26:00.306
3 - D2	26.488	47.399	258.9	50.636	2:04.523 (1)	159.38		08:28:04.829
4 - D2	30.714	55.793	215.1	59.216	2:25.723 (3)	136.19	21.200	08:30:30.552
5 - D2	26.262	53.618	176.1	IN PIT	2:22.889 P	138.89	18.366	08:32:53.441

P2		20 Pro/Am Wright Motorsports			Porsche 911 GT3 R (991.II)			
IDEAL LAP TIME : 2:04.405		BEST LAP TIME : 2:04.749			DIFFERENCE : 0.344			
D1: Fred POORDAD		D2: Jan HEYLEN						
LAP	SECTOR 1	SECTOR 2		SECTOR 3	LAP TIME	KPH	DIFF	TIME OF DAY
1 - D2	OUTLAP	51.419	250.5	54.212				08:24:30.035
2 - D2	26.358	48.164	256.5	50.281	2:04.803 (2)	159.02	0.054	08:26:34.838
3 - D2	26.264	1:05.631	223.1	56.150	2:28.045 (3)	134.05	23.296	08:29:02.883
4 - D2	26.131	47.993	258.3	50.625	2:04.749 (1)	159.09		08:31:07.632
5 - D2	26.364	48.088	258.3	IN PIT	2:20.896 P	140.86	16.147	08:33:28.528

P3		63 Pro/Am DXDT Racing			Mercedes-AMG GT3			
IDEAL LAP TIME : 2:04.930		BEST LAP TIME : 2:05.027			DIFFERENCE : 0.097			
D1: David ASKEW		D2: Ryan DALZIEL						
LAP	SECTOR 1	SECTOR 2		SECTOR 3	LAP TIME	KPH	DIFF	TIME OF DAY
1 - D2	OUTLAP	53.399	208.8	53.284				08:22:56.874
2 - D2	26.936	47.874	252.9	50.579	2:05.389	158.28	0.362	08:25:02.263
3 - D2	26.924	47.794	253.5	50.376	2:05.094 (2)	158.65	0.067	08:27:07.357
4 - D2	26.788	47.772	253.5	50.577	2:05.137 (3)	158.60	0.110	08:29:12.494
5 - D2	26.857	50.556	217.7	53.333	2:10.746	151.79	5.719	08:31:23.240
6 - D2	26.806	47.766	253.5	50.455	2:05.027 (1)	158.74		08:33:28.267
7 - D2	26.859	48.846	234.2	IN PIT	2:13.838 P	148.28	8.811	08:35:42.105

P4		93 Silver Racers Edge Motorsports			Acura NSX GT3			
IDEAL LAP TIME : 2:05.434		BEST LAP TIME : 2:05.449			DIFFERENCE : 0.015			
D1: Shelby BLACKSTOCK		D2: Trent HINDMAN						
LAP	SECTOR 1	SECTOR 2		SECTOR 3	LAP TIME	KPH	DIFF	TIME OF DAY
1 - D2	OUTLAP	50.812	254.1	51.937				08:23:26.309
2 - D2	26.783	48.260	259.6	50.997	2:06.040 (3)	157.46	0.591	08:25:32.349
3 - D2	26.631	47.926	258.9	50.892	2:05.449 (1)	158.20		08:27:37.798
4 - D2	26.616	48.061	259.6	51.163	2:05.840 (2)	157.71	0.391	08:29:43.638
5 - D2	26.919	48.026	257.1	IN PIT	2:10.903 P	151.61	5.454	08:31:54.541

P5		80 Pro/Am Racers Edge Motorsports			Acura NSX GT3			
IDEAL LAP TIME : 2:05.519		BEST LAP TIME : 2:05.595			DIFFERENCE : 0.076			
D1: Ziad GHANDOUR		D2: Kyle MARCELLI						
LAP	SECTOR 1	SECTOR 2		SECTOR 3	LAP TIME	KPH	DIFF	TIME OF DAY
1 - D2	OUTLAP	56.003	255.3	52.455				08:23:42.077
2 - D2	26.768	48.139	258.3	51.163	2:06.070 (3)	157.42	0.475	08:25:48.147
3 - D2	26.677	48.214	258.3	51.295	2:06.186	157.28	0.591	08:27:54.333
4 - D2	26.662	48.115	263.4	51.082	2:05.859 (2)	157.69	0.264	08:30:00.192
5 - D2	26.584	47.853	256.5	51.158	2:05.595 (1)	158.02		08:32:05.787
6 - D2	26.638	51.501	234.7	IN PIT	2:16.994 P	144.87	11.399	08:34:22.781

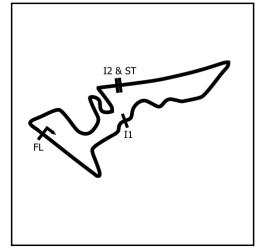
Weather / Track : Sunny / Dry

Circuit of the Americas
 Circuit Length = 5.513 km
 Start: 08:20 Flag 08:35 End: 08:35

Circuit of the Americas (II)

GT World Challenge America powered by aws

QUALIFYING 2 - SECTOR ANALYSIS



SECTOR 1 = FL to I1, SECTOR 2 = I1 to I2, SECTOR 3 = I2 to FL, DIFF = Difference To Personal Best Lap, P = Crossed Finish Line in Pit Lane, D = Time Disallowed

P6 33 Silver Winward Racing		Mercedes-AMG GT3						
IDEAL LAP TIME : 2:06.288		BEST LAP TIME : 2:06.536		DIFFERENCE : 0.248				
D1: Alec UDELL		D2: Russell WARD						
LAP	SECTOR 1	SECTOR 2		SECTOR 3	LAP TIME	KPH	DIFF	TIME OF DAY
1 - D2	OUTLAP	53.381	251.7	53.457				08:22:59.810
2 - D2	26.915	49.104	255.9	50.967	2:06.986 (3)	156.29	0.450	08:25:06.796
3 - D2	26.843	48.561	255.3	51.312	2:06.716 (2)	156.62	0.180	08:27:13.512
4 - D2	26.760	48.700	255.3	51.076	2:06.536 (1)	156.84		08:29:20.048
5 - D2	26.895	48.831	255.9	IN PIT	2:13.573 P	148.58	7.037	08:31:33.621

Weather / Track : Sunny / Dry

Circuit of the Americas (II)

GT World Challenge America powered by aws

QUALIFYING 2 - BEST SPEEDS

POS	INTERMEDIATE 1			INTERMEDIATE 2			FINISH LINE		
	NO	NAME	KPH	NO	NAME	KPH	NO	NAME	KPH
1				80	Racers Edge Motorsports	263.4			
2				93	Racers Edge Motorsports	259.6			
3				1	Squadra Corse	258.9			
4				20	Wright Motorsports	258.3			
5				33	Winward Racing	255.9			
6				63	DXDT Racing	253.5			

Weather / Track : Sunny / Dry

Results can be found at www.tsl-timing.com

Circuit of the Americas
Circuit Length = 5.513 km
Start: 08:20 Flag 08:35 End: 08:35

Printed - 08:38 Saturday, September 19, 2020

Circuit of the Americas (II)

GT World Challenge America powered by aws

QUALIFYING 2 - STATISTICS

Competitors Started 6
Planned Start 2020-09-19 @ 08:20:00.000
Actual Start 2020-09-19 @ 08:20:08.666
Finish Time 2020-09-19 @ 08:35:09.124
Track Length 5.513km
Total Laps 33
Total Distance Covered 181.929km

Session Fastest Lap History

NO	CL	NAME	LAP TIME	TIME OF DAY	LAP	VEHICLE
63	Pro/Am	DXDT Racing <i>R. DALZIEL</i>	2:05.389	08:25:02.263	2	Mercedes-AMG GT3
1	Pro/Am	Squadra Corse <i>R. BAPTISTA</i>	2:04.745	08:26:00.306	2	Ferrari 488 GT3
1	Pro/Am	Squadra Corse <i>R. BAPTISTA</i>	2:04.523	08:28:04.829	3	Ferrari 488 GT3

Flag History

TYPE	TIME OF DAY
GREEN	08:20:08.666
FINISH	08:35:09.124

Flag Statistics

TYPE	COUNT	TOTAL LAPS	TOTAL TIME
Green	1	7	15:42.137
Red	0	0	0.000
Safety Car	0	0	0.000
FCY	0	0	0.000

Weather / Track : Sunny / Dry

Circuit of the Americas
Circuit Length = 5.513 km
Start: 08:20 Flag 08:35 End: 08:35

Circuit of the Americas (II)

GT World Challenge America powered by aws

QUALIFYING 2 - STATISTICS

CLASS : Pro/Am

4 Starters

Fastest Lap History

NO	NAME	LAP TIME	TIME OF DAY	LAP	VEHICLE
63	DXDT Racing <i>R. DALZIEL</i>	2:05.389	08:25:02.263	2	Mercedes-AMG GT3
1	Squadra Corse <i>R. BAPTISTA</i>	2:04.745	08:26:00.306	2	Ferrari 488 GT3
1	Squadra Corse <i>R. BAPTISTA</i>	2:04.523	08:28:04.829	3	Ferrari 488 GT3

Weather / Track : Sunny / Dry

Circuit of the Americas
Circuit Length = 5.513 km
Start: 08:20 Flag 08:35 End: 08:35

Circuit of the Americas (II)

GT World Challenge America powered by aws

QUALIFYING 2 - STATISTICS

CLASS : Silver

2 Starters

Fastest Lap History

NO	NAME	LAP TIME	TIME OF DAY	LAP	VEHICLE
33	Winward Racing <i>R. WARD</i>	2:06.986	08:25:06.796	2	Mercedes-AMG GT3
93	Racers Edge Motorsports <i>T. HINDMAN</i>	2:06.040	08:25:32.349	2	Acura NSX GT3
93	Racers Edge Motorsports <i>T. HINDMAN</i>	2:05.449	08:27:37.798	3	Acura NSX GT3

Weather / Track : Sunny / Dry

Results can be found at www.tsl-timing.com

Page 3 of 3

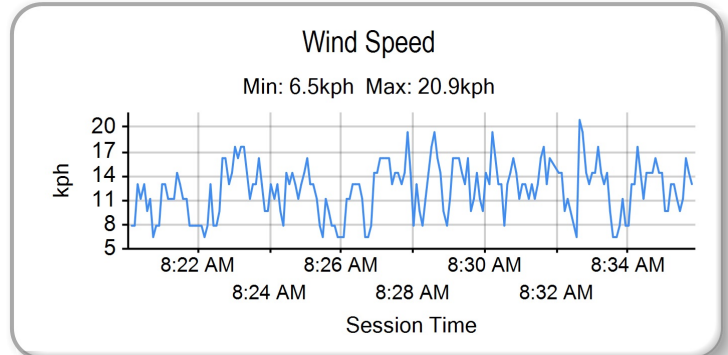
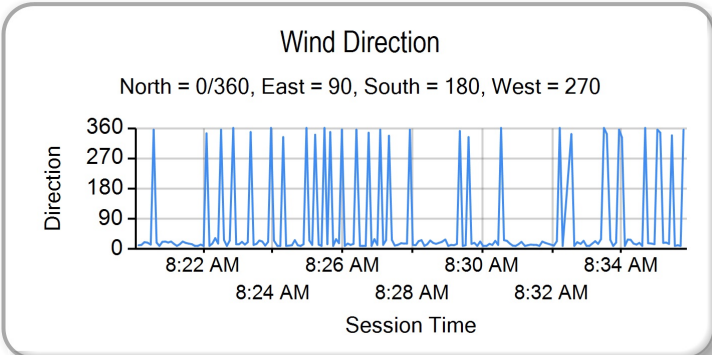
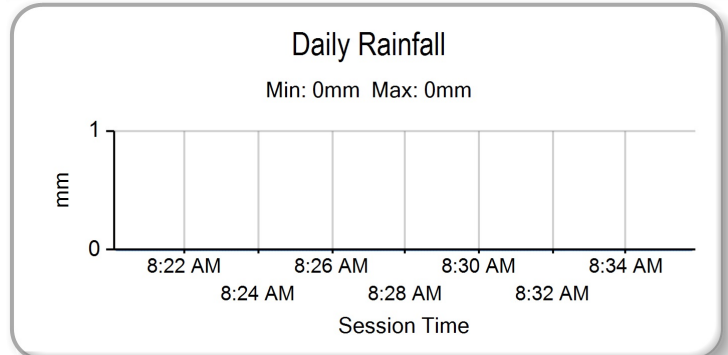
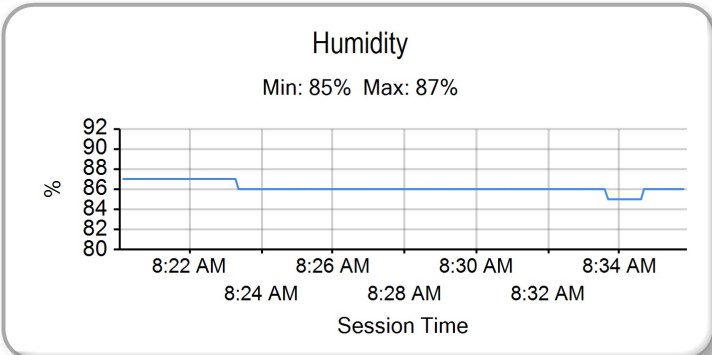
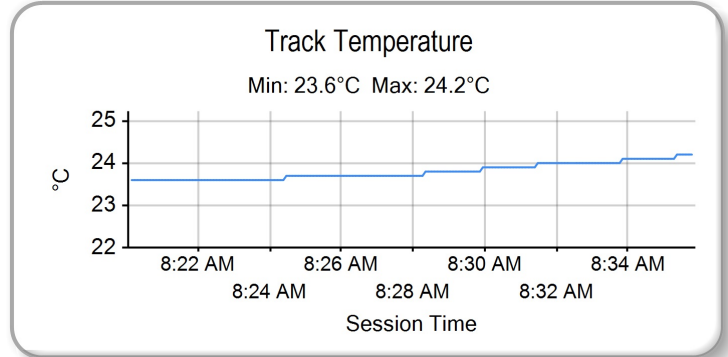
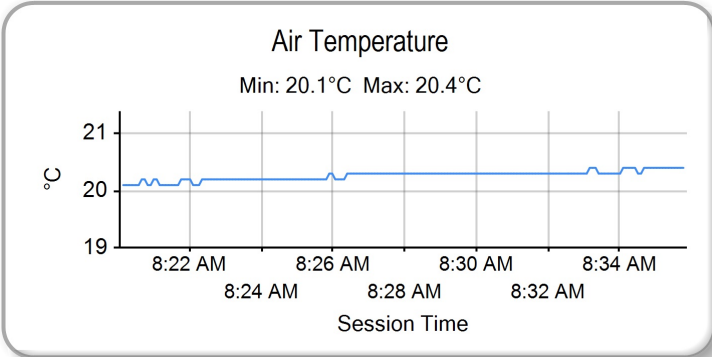
Circuit of the Americas
Circuit Length = 5.513 km
Start: 08:20 Flag 08:35 End: 08:35

Printed - 08:39 Saturday, September 19, 2020

Circuit of the Americas (II)

GT World Challenge America powered by aws

QUALIFYING 2 - WEATHER CONDITIONS



Weather / Track : Sunny / Dry

Results can be found at www.tsl-timing.com

Circuit of the Americas
Circuit Length = 5.513 km
Start: 08:20 Flag 08:35 End: 08:35

Printed - 08:39 Saturday, September 19, 2020

Circuit of the Americas (II)

GT World Challenge America powered by aws / GTSC

RACE 2 - GRID (90 minutes)



ROW 6	12	2	Jason BELL 2:12.219 GMG Racing	GTSC - Overall	11	311	Ryan GATES 2:10.574 311RS Motorsport	GTSC - Overall
ROW 5	10	31	Mark ISSA 2:09.865 TR3 Racing	GTSC - GT3	9	27	Jason DASKALOS 2:09.379 Daskalos Motorsports	GTSC - GT3
ROW 4								
ROW 3	6	33	Russell WARD 2:06.536 Winward Racing	GT3 - Silver	5	80	Kyle MARCELLI 2:05.595 Racers Edge Motorsports	GT3 - Pro/Am
ROW 2	4	93	Trent HINDMAN 2:05.449 Racers Edge Motorsports	GT3 - Silver	3	63	Ryan DALZIEL 2:05.027 DXDT Racing	GT3 - Pro/Am
ROW 1	2	20	Jan HEYLEN 2:04.749 Wright Motorsports	GT3 - Pro/Am	1	1	Rodrigo BAPTISTA 2:04.523 Squadra Corse	GT3 - Pro/Am
Pole								

Circuit of the Americas
Circuit Length = 5.513 km

These results are provisional until the conclusion of any judicial and technical matters.

Race Director :	Stewards :	Timekeeper :
-----------------	------------	--------------

Results can be found at www.tsl-timing.com

Printed - 13:21 Saturday, September 19, 2020



Circuit of the Americas (II)

GT World Challenge America powered by aws

RACE 1 - CLASSIFICATION - FINAL



POS	NO	CL	PIC	TEAM / DRIVERS	CAR	LAPS	TIME	GAP	DIFF	KPH	BEST	ON
1	1	Pro/Am	1	Squadra Corse Martin FUENTES (MEX) / Rodrigo BAPTISTA (BRA)	Ferrari 488 GT3	42	1:30:57.842			152.53	2:06.797	24
2	93	Silver	1	Racers Edge Motorsports Shelby BLACKSTOCK (USA) / Trent HINDMAN (USA)	Acura NSX GT3	42	1:31:04.603	6.761	6.761	152.34	2:07.087	24
3	33	Silver	2	Winward Racing Alec UDELL (USA) / Russell WARD (USA)	Mercedes-AMG GT3	42	1:31:40.234	42.392	35.631	151.36	2:08.619	20
4	20	Pro/Am	2	Wright Motorsports Fred POORDAD (USA) / Jan HEYLEN (BEL)	Porsche 911 GT3 R (991.II)	42	1:32:39.011	1:41.169	58.777	149.76	2:07.003	41
5	63	Pro/Am	3	DXDT Racing David ASKEW (USA) / Ryan DALZIEL (GBR)	Mercedes-AMG GT3	42	1:32:53.081	1:55.239	14.070	149.38	2:07.463	31
6	80	Pro/Am	4	Racers Edge Motorsports Ziad GHANDOUR (USA) / Kyle MARCELLI (CAN)	Acura NSX GT3	42	1:32:57.531	1:59.689	4.450	149.26	2:07.430	27

FASTEST LAP

1	Pro/Am	Squadra Corse Martin FUENTES (MEX) / Rodrigo BAPTISTA (BRA)	Ferrari 488 GT3	24	2:06.797	97.25 mph	156.52 kph
93	Silver	Racers Edge Motorsports Shelby BLACKSTOCK (USA) / Trent HINDMAN (USA)	Acura NSX GT3	24	2:07.087	97.03 mph	156.16 kph

Weather / Track : Sunny / Dry

Circuit of the Americas
Circuit Length = 5.513 km
Start: 14:15 Flag 15:46 End: 15:51

Race Director :	Stewards :	Timekeeper :
-----------------	------------	--------------

Results can be found at www.tsl-timing.com

Printed - 17:55 Saturday, September 19, 2020



Circuit of the Americas (II)

GT World Challenge America powered by aws / GTSC

RACE 1 - LAP CHART

LAP 1 @ 14:17:33.454			LAP 2 @ 14:19:42.318			LAP 3 @ 14:21:51.781			LAP 4 @ 14:24:00.677			LAP 5 @ 14:26:09.250		
NO	BEHIND	LAP TIME	NO	BEHIND	LAP TIME	NO	BEHIND	LAP TIME	NO	BEHIND	LAP TIME	NO	BEHIND	LAP TIME
1		2:06.955	1		2:08.864	1		2:09.463	1		2:08.896	1		2:08.573
93	0.648	2:07.603	93	1.610	2:09.826	93	1.034	2:08.887	93	1.006	2:08.868	93	1.346	2:08.913
33	1.000	2:07.955	33	1.903	2:09.767	33	1.609	2:09.169	33	1.558	2:08.845	33	1.721	2:08.736
14	4.769	2:11.724	14	5.967	2:10.062	14	5.906	2:09.402	14	6.759	2:09.749	14	7.980	2:09.794
80	5.434	2:12.389	80	8.487	2:11.917	27	11.389	2:12.007	27	13.106	2:10.613	27	14.973	2:10.440
27	6.865	2:13.820	27	8.845	2:10.844	80	12.193	2:13.169	80	15.735	2:12.438	80	19.822	2:12.660
63	7.241	2:14.196	63	9.553	2:11.176	63	12.560	2:12.470	63	16.282	2:12.618	63	20.020	2:12.311
311	9.516	2:16.471	311	12.934	2:12.282	311	16.446	2:12.975	31	19.512	2:11.832	31	22.779	2:11.840
31	10.132	2:17.087	31	13.735	2:12.467	31	16.576	2:12.304	311	22.399	2:14.849	311	27.104	2:13.278
2	17.455	2:24.410	2	23.798	2:15.207	2	29.107	2:14.772	2	36.012	2:15.801	2	42.733	2:15.294
20	29.330	2:36.285 P	20	1:15.522	2:55.056	20	1:16.464	2:10.405	20	1:17.822	2:10.254	20	1:20.296	2:11.047

Weather / Track : Sunny / Dry

Circuit of the Americas (II)

GT World Challenge America powered by aws / GTSC

RACE 1 - LAP CHART

LAP 6 @ 14:28:18.353			LAP 7 @ 14:30:27.018			LAP 8 @ 14:32:35.645			LAP 9 @ 14:34:45.306			LAP 10 @ 14:36:54.394		
NO	BEHIND	LAP TIME	NO	BEHIND	LAP TIME	NO	BEHIND	LAP TIME	NO	BEHIND	LAP TIME	NO	BEHIND	LAP TIME
1		2:09.103	1		2:08.665	1		2:08.627	1		2:09.661	1		2:09.088
93	1.013	2:08.770	93	1.247	2:08.899	93	1.402	2:08.782	93	0.810	2:09.069	93	1.072	2:09.350
33	1.551	2:08.933	33	1.945	2:09.059	33	2.072	2:08.754	33	1.274	2:08.863	33	1.567	2:09.381
14	8.600	2:09.723	14	9.667	2:09.732	14	11.958	2:10.918	14	13.630	2:11.333	14	15.854	2:11.312
27	16.929	2:11.059	27	19.905	2:11.641	27	22.855	2:11.577	27	24.408	2:11.214	27	27.173	2:11.853
80	23.207	2:12.488	80	27.155	2:12.613	80	31.800	2:13.272	63	34.177	2:12.016	63	35.794	2:10.705
63	23.657	2:12.740	63	27.625	2:12.633	63	31.822	2:12.824	80	34.839	2:12.700	80	36.635	2:10.884
31	31.185	2:17.509 P	311	39.871	2:15.518	311	45.533	2:14.289	311	49.743	2:13.871	311	54.363	2:13.708
311	33.018	2:15.017	2	54.800	2:15.276	2	1:01.522	2:15.349	2	1:07.358	2:15.497	31	1:10.171	2:11.380
2	48.189	2:14.559	31	1:03.132	2:40.612	31	1:05.758	2:11.253	31	1:07.879	2:11.782	2	1:15.068	2:16.798
20	1:21.429	2:10.236	20	1:22.549	2:09.785	20	1:23.206	2:09.284	20	1:24.265	2:10.720	20	1:25.497	2:10.320

Weather / Track : Sunny / Dry

Circuit of the Americas (II)

GT World Challenge America powered by aws / GTSC

RACE 1 - LAP CHART

LAP 11 @ 14:39:02.921			LAP 12 @ 14:41:12.103			LAP 13 @ 14:43:21.351			LAP 14 @ 14:45:30.749			LAP 15 @ 14:47:39.222		
NO	BEHIND	LAP TIME	NO	BEHIND	LAP TIME	NO	BEHIND	LAP TIME	NO	BEHIND	LAP TIME	NO	BEHIND	LAP TIME
1		2:08.527	1		2:09.182	1		2:09.248	1		2:09.398	1		2:08.473
93	1.670	2:09.125	93	1.726	2:09.238	93	1.432	2:08.954	93	0.849	2:08.815	93	1.209	2:08.833
33	2.138	2:09.098	33	2.274	2:09.318	33	1.884	2:08.858	33	1.260	2:08.774	33	2.095	2:09.308
14	18.315	2:10.988	14	20.066	2:10.933	14	22.061	2:11.243	14	24.064	2:11.401	14	27.501	2:11.910
27	29.524	2:10.878	27	31.395	2:11.053	27	33.383	2:11.236	27	35.310	2:11.325	27	38.641	2:11.804
63	38.048	2:10.781	63	39.162	2:10.296	63	40.703	2:10.789	80	44.280	2:12.444	80	47.070	2:11.263
80	38.796	2:10.688	80	39.935	2:10.321	80	41.234	2:10.547	63	1:03.858	2:32.553	63	1:06.317	2:10.932
311	1:00.347	2:14.511	311	1:05.338	2:14.173	311	1:11.126	2:15.036	311	1:15.889	2:14.161	31	1:22.387	2:12.524
31	1:12.313	2:10.669	31	1:14.194	2:11.063	31	1:16.346	2:11.400	31	1:18.336	2:11.388	311	1:22.894	2:15.478
2	1:22.349	2:15.808	20	1:27.937	2:10.697	20	1:28.166	2:09.477	20	1:32.192	2:13.424	20	1:34.313	2:10.594
20	1:26.422	2:09.452	2	1:30.613	2:17.446	2	1:37.950	2:16.585	2	1:45.642	2:17.090	2	1:53.094	2:15.925

Weather / Track : Sunny / Dry

Circuit of the Americas (II)

GT World Challenge America powered by aws / GTSC

RACE 1 - LAP CHART

LAP 16 @ 14:49:48.011			LAP 17 @ 14:51:56.828			LAP 18 @ 14:54:05.833			LAP 19 @ 14:56:14.691			LAP 20 @ 14:58:23.394		
NO	BEHIND	LAP TIME	NO	BEHIND	LAP TIME	NO	BEHIND	LAP TIME	NO	BEHIND	LAP TIME	NO	BEHIND	LAP TIME
1		2:08.789	1		2:08.817	1		2:09.005	1		2:08.858	1		2:08.703
93	1.325	2:08.905	93	1.439	2:08.931	2	1 Lap	2:17.479	93	1.450	2:09.007	93	1.287	2:08.540
33	2.349	2:09.043	33	2.249	2:08.717	93	1.301	2:08.867	33	2.386	2:09.066	33	2.302	2:08.619
14	30.595	2:11.883	14	34.031	2:12.253	33	2.178	2:08.934	2	1 Lap	2:20.402	2	1 Lap	2:16.494
27	41.566	2:11.714	27	43.960	2:11.211	14	37.830	2:12.804	14	42.352	2:13.380	80	59.963	2:11.293
80	49.884	2:11.603	80	52.443	2:11.376	27	46.208	2:11.253	27	48.517	2:11.167	20	1:45.779	2:11.822
63	1:10.092	2:12.564	63	1:12.683	2:11.408	80	54.902	2:11.464	80	57.373	2:11.329	63	1:46.562	2:13.412
31	1:26.123	2:12.525	31	1:28.915	2:11.609	63	1:15.630	2:11.952	31	1:39.804	2:15.662			
311	1:28.819	2:14.714	311	1:35.045	2:15.043	31	1:33.000	2:13.090	63	1:41.853	2:35.081			
20	1:37.047	2:11.523	20	1:38.718	2:10.488	20	1:40.818	2:11.105	20	1:42.660	2:10.700			
2	2:00.349	2:16.044				311	1:44.709	2:18.669	311	1:50.044	2:14.193			

Weather / Track : Sunny / Dry

Circuit of the Americas (II)

GT World Challenge America powered by aws / GTSC

RACE 1 - LAP CHART

LAP 21 @ 15:00:33.118			LAP 22 @ 15:02:43.714			LAP 23 @ 15:04:52.569			LAP 24 @ 15:07:01.428			LAP 25 @ 15:09:14.922		
NO	BEHIND	LAP TIME	NO	BEHIND	LAP TIME	NO	BEHIND	LAP TIME	NO	BEHIND	LAP TIME	NO	BEHIND	LAP TIME
1		2:09.724	33		2:09.239	33		2:08.855	33		2:08.859	33		2:13.494 P
93	0.644	2:09.081	1	3.309	2:13.905 P	20	1 Lap	3:11.821	20	1 Lap	2:07.080	20	1 Lap	2:07.287
33	1.357	2:08.779	93	4.372	2:14.324 P	63	1 Lap	3:14.225	63	1 Lap	2:07.838	63	1 Lap	2:07.558
80	1:01.673	2:11.434	80	1:02.892	2:11.815	1	1:07.503	3:13.049	1	1:05.441	2:06.797	80	1 Lap	4:01.428
20	1:52.141	2:16.086 P				93	1:09.703	3:14.186	93	1:07.931	2:07.087	1	59.282	2:07.335
63	1:56.595	2:19.757 P				80	1:09.705	2:15.668 P				93	1:01.652	2:07.215
												20	2:44.003	2:07.478
												63	2:51.920	2:07.508
												80	2:56.276	2:07.496

Weather / Track : Sunny / Dry

Circuit of the Americas (II)

GT World Challenge America powered by aws / GTSC

RACE 1 - LAP CHART

LAP 26 @ 15:12:21.217			LAP 27 @ 15:14:28.953			LAP 28 @ 15:16:36.575			LAP 29 @ 15:18:44.050			LAP 30 @ 15:20:51.611		
NO	BEHIND	LAP TIME	NO	BEHIND	LAP TIME	NO	BEHIND	LAP TIME	NO	BEHIND	LAP TIME	NO	BEHIND	LAP TIME
1		2:07.013	1		2:07.736	1		2:07.622	1		2:07.475	1		2:07.561
93	2.722	2:07.365	93	2.173	2:07.187	93	2.160	2:07.609	93	2.262	2:07.577	93	2.401	2:07.700
33	14.933	3:21.228	33	16.070	2:08.873	33	17.392	2:08.944	33	19.773	2:09.856	33	21.869	2:09.657
20	1:45.390	2:07.682	20	1:45.078	2:07.424	20	1:44.957	2:07.501	20	1:44.982	2:07.500	20	1:44.793	2:07.372
63	1:53.367	2:07.742	63	1:53.225	2:07.594	63	1:53.443	2:07.840	63	1:53.847	2:07.879	63	1:54.083	2:07.797
80	1:57.472	2:07.491	80	1:57.166	2:07.430	80	1:57.022	2:07.478	80	1:57.320	2:07.773	80	1:57.513	2:07.754

Weather / Track : Sunny / Dry

Circuit of the Americas (II)

GT World Challenge America powered by aws / GTSC

RACE 1 - LAP CHART

LAP 31 @ 15:22:59.239			LAP 32 @ 15:25:07.049			LAP 33 @ 15:27:14.205			LAP 34 @ 15:29:21.996			LAP 35 @ 15:31:29.535		
NO	BEHIND	LAP TIME	NO	BEHIND	LAP TIME	NO	BEHIND	LAP TIME	NO	BEHIND	LAP TIME	NO	BEHIND	LAP TIME
1		2:07.628	1		2:07.810	1		2:07.156	1		2:07.791	1		2:07.539
93	2.641	2:07.868	93	2.503	2:07.672	93	2.837	2:07.490	93	3.149	2:08.103	93	3.402	2:07.792
33	23.488	2:09.247	33	24.837	2:09.159	33	26.883	2:09.202	33	28.634	2:09.542	33	30.094	2:08.999
20	1:45.068	2:07.903	20	1:44.946	2:07.688	20	1:45.384	2:07.594	20	1:44.858	2:07.265	20	1:44.708	2:07.389
63	1:53.918	2:07.463	63	1:53.709	2:07.601	63	1:54.249	2:07.696	63	1:54.078	2:07.620	63	1:54.436	2:07.897
80	1:57.484	2:07.599	80	1:57.362	2:07.688	80	1:57.917	2:07.711	80	1:58.301	2:08.175	80	1:58.371	2:07.609

Weather / Track : Sunny / Dry

Circuit of the Americas (II)

GT World Challenge America powered by aws / GTSC

RACE 1 - LAP CHART

LAP 36 @ 15:33:36.879			LAP 37 @ 15:35:44.445			LAP 38 @ 15:37:52.108			LAP 39 @ 15:40:00.256			LAP 40 @ 15:42:08.154		
NO	BEHIND	LAP TIME	NO	BEHIND	LAP TIME	NO	BEHIND	LAP TIME	NO	BEHIND	LAP TIME	NO	BEHIND	LAP TIME
1		2:07.344	1		2:07.566	1		2:07.663	1		2:08.148	1		2:07.898
93	4.266	2:08.208	93	5.037	2:08.337	93	5.621	2:08.247	93	5.691	2:08.218	93	5.756	2:07.963
33	32.055	2:09.305	33	33.805	2:09.316	33	35.439	2:09.297	33	37.390	2:10.099	33	38.506	2:09.014
20	1:44.729	2:07.365	20	1:44.695	2:07.532	20	1:44.906	2:07.874	20	1:43.867	2:07.109	20	1:43.078	2:07.109
63	1:54.959	2:07.867	63	1:54.977	2:07.584	63	1:55.550	2:08.236	63	1:55.317	2:07.915	63	1:55.118	2:07.699
80	1:59.025	2:07.998	80	1:59.293	2:07.834	80	1:59.822	2:08.192	80	1:59.582	2:07.908	80	1:59.669	2:07.985

Weather / Track : Sunny / Dry

Circuit of the Americas (II)

GT World Challenge America powered by aws / GTSC

RACE 1 - LAP CHART

LAP 41 @ 15:44:15.937			LAP 42 @ 15:46:24.341		
NO	BEHIND	LAP TIME	NO	BEHIND	LAP TIME
1		2:07.783	1		2:08.404
93	6.216	2:08.243	93	6.761	2:08.949
33	40.255	2:09.532	33	42.392	2:10.541
20	1:42.298	2:07.008	20	1:41.169	2:07.275
63	1:55.337	2:08.002	63	1:55.239	2:08.306
80	1:59.774	2:07.888	80	1:59.689	2:08.319

Weather / Track : Sunny / Dry

Circuit of the Americas (II)

GT World Challenge America powered by aws / GTSC

RACE 1 - POSITION CHART

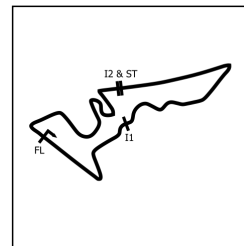
No	Name	Lap Pos	Lap									
			34	35	36	37	38	39	40	41	42	
1	Squadra Corse	1	1	1	1	1	1	1	1	1	1	
93	Racers Edge Motorsport	2	93	93	93	93	93	93	93	93	93	
33	Winward Racing	3	33	33	33	33	33	33	33	33	33	
20	Wright Motorsports	4	20	20	20	20	20	20	20	20	20	
63	DXDT Racing	5	63	63	63	63	63	63	63	63	63	
80	Racers Edge Motorsport	6	80	80	80	80	80	80	80	80	80	
14	GMG Racing	7										
27	Daskalos Motorsports	8										
31	TR3 Racing	9										
311	311RS Motorsport	10										
2	GMG Racing	11										

Weather / Track : Sunny / Dry

Circuit of the Americas (II)

GT World Challenge America powered by aws / GTSC

RACE 1 - SECTOR ANALYSIS



SECTOR 1 = FL to I1, SECTOR 2 = I1 to I2, SECTOR 3 = I2 to FL, DIFF = Difference To Personal Best Lap, P = Crossed Finish Line in Pit Lane, D = Time Disallowed

P1		1 Pro/Am		Squadra Corse		Ferrari 488 GT3		
IDEAL LAP TIME : 2:06.662		BEST LAP TIME : 2:06.797		DIFFERENCE : 0.135				
D1: Martin FUENTES		D2: Rodrigo BAPTISTA						
LAP	SECTOR 1	SECTOR 2	SECTOR 3	LAP TIME	KPH	DIFF	TIME OF DAY	
1 - D1		49.607	257.1	51.968	2:06.955	156.32	0.158	14:17:33.454
2 - D1	27.284	49.334	258.3	52.246	2:08.864	154.01	2.067	14:19:42.318
3 - D1	27.315	49.933	256.5	52.215	2:09.463	153.30	2.666	14:21:51.781
4 - D1	27.277	49.340	255.3	52.279	2:08.896	153.97	2.099	14:24:00.677
5 - D1	27.048	49.112	257.7	52.413	2:08.573	154.36	1.776	14:26:09.250
6 - D1	27.225	49.580	255.9	52.298	2:09.103	153.72	2.306	14:28:18.353
7 - D1	27.314	49.080	256.5	52.271	2:08.665	154.25	1.868	14:30:27.018
8 - D1	27.220	49.194	257.1	52.213	2:08.627	154.29	1.830	14:32:35.645
9 - D1	27.366	49.133	257.7	53.162	2:09.661	153.06	2.864	14:34:45.306
10 - D1	27.185	49.231	256.5	52.672	2:09.088	153.74	2.291	14:36:54.394
11 - D1	27.332	49.089	257.1	52.106	2:08.527	154.41	1.730	14:39:02.921
12 - D1	27.182	49.457	256.5	52.543	2:09.182	153.63	2.385	14:41:12.103
13 - D1	27.420	49.348	256.5	52.480	2:09.248	153.55	2.451	14:43:21.351
14 - D1	27.387	49.365	257.1	52.646	2:09.398	153.37	2.601	14:45:30.749
15 - D1	27.197	48.874	258.9	52.402	2:08.473	154.48	1.676	14:47:39.222
16 - D1	27.349	48.945	257.7	52.495	2:08.789	154.10	1.992	14:49:48.011
17 - D1	27.263	49.046	256.5	52.508	2:08.817	154.06	2.020	14:51:56.828
18 - D1	27.177	49.269	259.6	52.559	2:09.005	153.84	2.208	14:54:05.833
19 - D1	27.166	48.816	257.1	52.876	2:08.858	154.02	2.061	14:56:14.691
20 - D1	27.084	49.119	256.5	52.500	2:08.703	154.20	1.906	14:58:23.394
21 - D1	27.148	49.678	257.7	52.898	2:09.724	152.99	2.927	15:00:33.118
22 - D1	27.242	49.501	257.7	IN PIT	2:13.905	P 148.21	7.108	15:02:47.023
23 - D2	OUTLAP	48.626	255.9	51.419	3:13.049	102.80	1:06.252	15:06:00.072
24 - D2	26.888	48.404	255.3	51.505	2:06.797 (1)	156.52		15:08:06.869
25 - D2	26.891	48.757	255.9	51.687	2:07.335	155.86	0.538	15:10:14.204
26 - D2	26.916	48.580	257.7	51.517	2:07.013	(2) 156.25	0.216	15:12:21.217
27 - D2	26.983	49.127	257.1	51.626	2:07.736	155.37	0.939	15:14:28.953
28 - D2	26.959	48.710	256.5	51.953	2:07.622	155.51	0.825	15:16:36.575
29 - D2	27.036	48.612	257.1	51.827	2:07.475	155.69	0.678	15:18:44.050
30 - D2	26.983	48.843	257.1	51.735	2:07.561	155.58	0.764	15:20:51.611
31 - D2	26.913	48.910	257.1	51.805	2:07.628	155.50	0.831	15:22:59.239
32 - D2	27.054	48.851	257.1	51.905	2:07.810	155.28	1.013	15:25:07.049
33 - D2	26.839	48.663	256.5	51.654	2:07.156	(3) 156.08	0.359	15:27:14.205
34 - D2	26.911	48.853	258.3	52.027	2:07.791	155.30	0.994	15:29:21.996
35 - D2	26.864	48.816	258.9	51.859	2:07.539	155.61	0.742	15:31:29.535
36 - D2	26.886	48.786	256.5	51.672	2:07.344	155.85	0.547	15:33:36.879
37 - D2	26.883	48.823	257.1	51.860	2:07.566	155.58	0.769	15:35:44.445
38 - D2	26.937	48.884	256.5	51.842	2:07.663	155.46	0.866	15:37:52.108
39 - D2	27.023	49.123	257.7	52.002	2:08.148	154.87	1.351	15:40:00.256
40 - D2	26.916	49.147	257.7	51.835	2:07.898	155.17	1.101	15:42:08.154
41 - D2	26.875	48.911	258.9	51.997	2:07.783	155.31	0.986	15:44:15.937
42 - D2	26.902	48.863	257.1	52.639	2:08.404	154.56	1.607	15:46:24.341

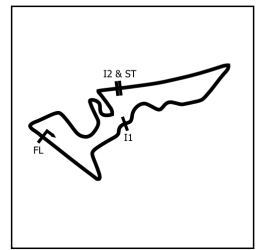
Weather / Track : Sunny / Dry

Circuit of the Americas
 Circuit Length = 5.513 km
 Start: 14:15 Flag 15:46 End: 15:51

Circuit of the Americas (II)

GT World Challenge America powered by aws / GTSC

RACE 1 - SECTOR ANALYSIS



SECTOR 1 = FL to I1, SECTOR 2 = I1 to I2, SECTOR 3 = I2 to FL, DIFF = Difference To Personal Best Lap, P = Crossed Finish Line in Pit Lane, D = Time Disallowed

P2 93 Silver Racers Edge Motorsports		Acura NSX GT3						
IDEAL LAP TIME : 2:06.971		BEST LAP TIME : 2:07.087		DIFFERENCE : 0.116				
D1: Shelby BLACKSTOCK		D2: Trent HINDMAN						
LAP	SECTOR 1	SECTOR 2	SECTOR 3	LAP TIME	KPH	DIFF	TIME OF DAY	
1 - D1		49.382	257.7	52.401	2:07.603	155.53	0.516	14:17:34.102
2 - D1	27.193	49.504	260.8	53.129	2:09.826	152.87	2.739	14:19:43.928
3 - D1	27.310	49.375	258.3	52.202	2:08.887	153.98	1.800	14:21:52.815
4 - D1	27.431	49.276	257.7	52.161	2:08.868	154.00	1.781	14:24:01.683
5 - D1	27.298	49.331	256.5	52.284	2:08.913	153.95	1.826	14:26:10.596
6 - D1	27.380	49.169	256.5	52.221	2:08.770	154.12	1.683	14:28:19.366
7 - D1	27.310	49.447	260.2	52.142	2:08.899	153.97	1.812	14:30:28.265
8 - D1	27.307	49.436	258.3	52.039	2:08.782	154.11	1.695	14:32:37.047
9 - D1	27.297	49.514	257.7	52.258	2:09.069	153.76	1.982	14:34:46.116
10 - D1	27.226	49.592	260.2	52.532	2:09.350	153.43	2.263	14:36:55.466
11 - D1	27.327	49.273	257.7	52.525	2:09.125	153.70	2.038	14:39:04.591
12 - D1	27.224	49.720	258.9	52.294	2:09.238	153.56	2.151	14:41:13.829
13 - D1	27.191	49.460	258.9	52.303	2:08.954	153.90	1.867	14:43:22.783
14 - D1	27.181	49.329	255.9	52.305	2:08.815	154.07	1.728	14:45:31.598
15 - D1	27.249	49.218	258.9	52.366	2:08.833	154.05	1.746	14:47:40.431
16 - D1	27.255	49.316	254.7	52.334	2:08.905	153.96	1.818	14:49:49.336
17 - D1	27.164	49.548	256.5	52.219	2:08.931	153.93	1.844	14:51:58.267
18 - D1	27.241	49.506	257.7	52.120	2:08.867	154.00	1.780	14:54:07.134
19 - D1	27.132	49.553	257.1	52.322	2:09.007	153.84	1.920	14:56:16.141
20 - D1	27.127	49.341	258.9	52.072	2:08.540	154.40	1.453	14:58:24.681
21 - D1	27.202	49.332	257.7	52.547	2:09.081	153.75	1.994	15:00:33.762
22 - D1	27.094	49.591	262.1	IN PIT	2:14.324	P 147.75	7.237	15:02:48.086
23 - D2	OUTLAP	48.861	260.2	51.555	3:14.186	102.20	1:07.099	15:06:02.272
24 - D2	26.954	48.462	255.9	51.671	2:07.087 (1)	156.16		15:08:09.359
25 - D2	26.988	48.626	257.1	51.601	2:07.215 (3)	156.00	0.128	15:10:16.574
26 - D2	27.016	48.614	258.9	51.735	2:07.365	155.82	0.278	15:12:23.939
27 - D2	27.050	48.481	258.9	51.656	2:07.187 (2)	156.04	0.100	15:14:31.126
28 - D2	26.997	48.466	253.5	52.146	2:07.609	155.52	0.522	15:16:38.735
29 - D2	27.067	48.643	260.8	51.867	2:07.577	155.56	0.490	15:18:46.312
30 - D2	27.086	48.741	254.7	51.873	2:07.700	155.41	0.613	15:20:54.012
31 - D2	27.031	48.974	255.3	51.863	2:07.868	155.21	0.781	15:23:01.880
32 - D2	27.065	48.732	256.5	51.875	2:07.672	155.45	0.585	15:25:09.552
33 - D2	27.036	48.739	255.9	51.715	2:07.490	155.67	0.403	15:27:17.042
34 - D2	27.039	49.008	258.9	52.056	2:08.103	154.92	1.016	15:29:25.145
35 - D2	27.041	48.873	258.9	51.878	2:07.792	155.30	0.705	15:31:32.937
36 - D2	27.044	49.000	258.9	52.164	2:08.208	154.80	1.121	15:33:41.145
37 - D2	27.148	49.177	253.5	52.012	2:08.337	154.64	1.250	15:35:49.482
38 - D2	27.089	49.182	260.2	51.976	2:08.247	154.75	1.160	15:37:57.729
39 - D2	27.046	49.165	257.1	52.007	2:08.218	154.78	1.131	15:40:05.947
40 - D2	26.969	48.967	257.7	52.027	2:07.963	155.09	0.876	15:42:13.910
41 - D2	27.165	49.036	254.1	52.042	2:08.243	154.75	1.156	15:44:22.153
42 - D2	27.061	49.342	256.5	52.546	2:08.949	153.91	1.862	15:46:31.102

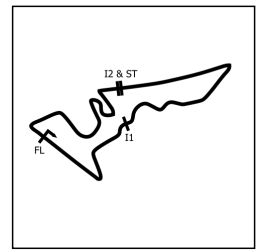
Weather / Track : Sunny / Dry

Circuit of the Americas
 Circuit Length = 5.513 km
 Start: 14:15 Flag 15:46 End: 15:51

Circuit of the Americas (II)

GT World Challenge America powered by aws / GTSC

RACE 1 - SECTOR ANALYSIS



SECTOR 1 = FL to I1, SECTOR 2 = I1 to I2, SECTOR 3 = I2 to FL, DIFF = Difference To Personal Best Lap, P = Crossed Finish Line in Pit Lane, D = Time Disallowed

P3 33 Silver Winward Racing				Mercedes-AMG GT3			
IDEAL LAP TIME : 2:07.997		BEST LAP TIME : 2:08.619		DIFFERENCE : 0.622			
D1: Alec UDELL		D2: Russell WARD					
LAP	SECTOR 1	SECTOR 2	SECTOR 3	LAP TIME	KPH	DIFF	TIME OF DAY
1 - D1		49.601	255.9	52.019	2:07.955	155.10	
2 - D1	27.332	49.358	258.3	53.077	2:09.767	152.94	1.148
3 - D1	27.301	49.651	256.5	52.217	2:09.169	153.64	0.550
4 - D1	27.180	49.501	255.3	52.164	2:08.845	154.03	0.226
5 - D1	27.171	49.468	257.1	52.097	2:08.736 (3)	154.16	0.117
6 - D1	27.363	49.493	255.9	52.077	2:08.933	153.93	0.314
7 - D1	27.255	49.523	255.9	52.281	2:09.059	153.78	0.440
8 - D1	27.305	49.353	257.1	52.096	2:08.754	154.14	0.135
9 - D1	27.191	49.475	257.7	52.197	2:08.863	154.01	0.244
10 - D1	27.229	49.467	257.7	52.685	2:09.381	153.39	0.762
11 - D1	27.241	49.479	258.3	52.378	2:09.098	153.73	0.479
12 - D1	27.191	49.775	257.1	52.352	2:09.318	153.47	0.699
13 - D1	27.208	49.393	257.1	52.257	2:08.858	154.02	0.239
14 - D1	27.246	49.334	257.7	52.194	2:08.774	154.12	0.155
15 - D1	27.236	49.572	258.9	52.500	2:09.308	153.48	0.689
16 - D1	27.143	49.335	257.7	52.565	2:09.043	153.79	0.424
17 - D1	27.226	49.303	257.1	52.188	2:08.717 (2)	154.18	0.098
18 - D1	27.237	49.434	258.3	52.263	2:08.934	153.92	0.315
19 - D1	27.249	49.324	257.7	52.493	2:09.066	153.77	0.447
20 - D1	27.122	49.370	256.5	52.127	2:08.619 (1)	154.30	14:58:25.696
21 - D1	27.071	49.387	258.3	52.321	2:08.779	154.11	0.160
22 - D1	27.171	49.544	259.6	52.524	2:09.239	153.56	0.620
23 - D1	27.130	49.398	257.1	52.327	2:08.855	154.02	0.236
24 - D1	27.219	49.183	257.7	52.457	2:08.859	154.01	0.240
25 - D1	27.176	49.287	256.5	IN PIT	2:13.494 P	148.67	4.875
26 - D2	OUTLAP	49.965	254.7	51.743	3:21.228	98.62	1:12.609
27 - D2	27.368	49.627	255.3	51.878	2:08.873	154.00	0.254
28 - D2	27.291	49.295	255.3	52.358	2:08.944	153.91	0.325
29 - D2	27.333	49.964	254.7	52.559	2:09.856	152.83	1.237
30 - D2	27.573	49.788	254.7	52.296	2:09.657	153.07	1.038
31 - D2	27.353	49.508	255.9	52.386	2:09.247	153.55	0.628
32 - D2	27.418	49.561	255.3	52.180	2:09.159	153.66	0.540
33 - D2	27.194	49.722	254.7	52.286	2:09.202	153.61	0.583
34 - D2	27.280	50.011	254.7	52.251	2:09.542	153.20	0.923
35 - D2	27.203	49.426	255.9	52.370	2:08.999	153.85	0.380
36 - D2	27.325	49.541	255.3	52.439	2:09.305	153.48	0.686
37 - D2	27.160	49.629	255.3	52.527	2:09.316	153.47	0.697
38 - D2	27.298	49.688	255.9	52.311	2:09.297	153.49	0.678
39 - D2	27.345	50.408	255.9	52.346	2:10.099	152.55	1.480
40 - D2	27.194	49.463	255.9	52.357	2:09.014	153.83	0.395
41 - D2	27.168	49.819	255.9	52.545	2:09.532	153.21	0.913
42 - D2	27.330	49.856	256.5	53.355	2:10.541	152.03	1.922

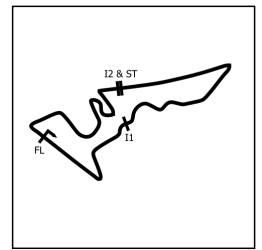
Weather / Track : Sunny / Dry

Circuit of the Americas
 Circuit Length = 5.513 km
 Start: 14:15 Flag 15:46 End: 15:51

Circuit of the Americas (II)

GT World Challenge America powered by aws / GTSC

RACE 1 - SECTOR ANALYSIS



SECTOR 1 = FL to I1, SECTOR 2 = I1 to I2, SECTOR 3 = I2 to FL, DIFF = Difference To Personal Best Lap, P = Crossed Finish Line in Pit Lane, D = Time Disallowed

P4 20 Pro/Am Wright Motorsports		Porsche 911 GT3 R (991.II)						
IDEAL LAP TIME : 2:06.536		BEST LAP TIME : 2:07.003		DIFFERENCE : 0.467				
D1: Fred POORDAD		D2: Jan HEYLEN						
LAP	SECTOR 1	SECTOR 2	SECTOR 3	LAP TIME	KPH	DIFF	TIME OF DAY	
1 - D1		50.427	225.0	IN PIT	2:36.285	P 126.99	29.282	14:18:02.784
2 - D1	OUTLAP	50.742	253.5	53.663	2:55.056	113.37	48.053	14:20:57.840
3 - D1	27.585	49.871	255.3	52.949	2:10.405	152.19	3.402	14:23:08.245
4 - D1	27.415	49.661	255.3	53.178	2:10.254	152.36	3.251	14:25:18.499
5 - D1	27.696	50.254	254.7	53.097	2:11.047	151.44	4.044	14:27:29.546
6 - D1	27.457	50.051	254.7	52.728	2:10.236	152.39	3.233	14:29:39.782
7 - D1	27.435	49.891	255.3	52.459	2:09.785	152.92	2.782	14:31:49.567
8 - D1	27.293	49.685	254.7	52.306	2:09.284	153.51	2.281	14:33:58.851
9 - D1	27.413	50.287	254.7	53.020	2:10.720	151.82	3.717	14:36:09.571
10 - D1	27.571	50.027	255.9	52.722	2:10.320	152.29	3.317	14:38:19.891
11 - D1	27.474	49.686	257.1	52.292	2:09.452	153.31	2.449	14:40:29.343
12 - D1	27.466	49.977	257.1	53.254	2:10.697	151.85	3.694	14:42:40.040
13 - D1	27.337	49.740	255.3	52.400	2:09.477	153.28	2.474	14:44:49.517
14 - D1	27.416	52.656	257.1	53.352	2:13.424	148.74	6.421	14:47:02.941
15 - D1	27.482	50.587	256.5	52.525	2:10.594	151.97	3.591	14:49:13.535
16 - D1	27.423	50.519	256.5	53.581	2:11.523	150.89	4.520	14:51:25.058
17 - D1	27.341	50.122	256.5	53.025	2:10.488	152.09	3.485	14:53:35.546
18 - D1	27.555	50.320	255.9	53.230	2:11.105	151.38	4.102	14:55:46.651
19 - D1	27.454	49.724	255.3	53.522	2:10.700	151.85	3.697	14:57:57.351
20 - D1	27.622	50.359	254.7	53.841	2:11.822	150.55	4.819	15:00:09.173
21 - D1	27.698	50.282	257.7	IN PIT	2:16.086	P 145.84	9.083	15:02:25.259
22 - D2	OUTLAP	48.572	254.7	51.382	3:11.821	103.46	1:04.818	15:05:37.080
23 - D2	26.748	48.675	255.9	51.657	2:07.080	(2) 156.17	0.077	15:07:44.160
24 - D2	26.950	48.608	255.3	51.729	2:07.287	155.92	0.284	15:09:51.447
25 - D2	26.847	48.807	256.5	51.824	2:07.478	155.68	0.475	15:11:58.925
26 - D2	26.815	48.889	257.1	51.978	2:07.682	155.43	0.679	15:14:06.607
27 - D2	26.693	48.887	255.9	51.844	2:07.424	155.75	0.421	15:16:14.031
28 - D2	26.814	48.730	255.9	51.957	2:07.501	155.65	0.498	15:18:21.532
29 - D2	26.955	48.670	254.7	51.875	2:07.500	155.66	0.497	15:20:29.032
30 - D2	26.777	49.087	255.9	51.508	2:07.372	155.81	0.369	15:22:36.404
31 - D2	26.792	49.586	257.1	51.525	2:07.903	155.17	0.900	15:24:44.307
32 - D2	26.839	49.045	255.3	51.804	2:07.688	155.43	0.685	15:26:51.995
33 - D2	26.671	49.208	255.9	51.715	2:07.594	155.54	0.591	15:28:59.589
34 - D2	26.765	49.064	257.7	51.436	2:07.265	155.94	0.262	15:31:06.854
35 - D2	26.807	48.901	256.5	51.681	2:07.389	155.79	0.386	15:33:14.243
36 - D2	26.756	48.973	255.9	51.636	2:07.365	155.82	0.362	15:35:21.608
37 - D2	26.767	49.273	255.3	51.492	2:07.532	155.62	0.529	15:37:29.140
38 - D2	26.749	49.380	256.5	51.745	2:07.874	155.20	0.871	15:39:37.014
39 - D2	26.793	48.830	256.5	51.486	2:07.109	(3) 156.14	0.106	15:41:44.123
40 - D2	26.582	48.949	256.5	51.578	2:07.109	(3) 156.14	0.106	15:43:51.232
41 - D2	26.603	48.656	255.3	51.744	2:07.003	(1) 156.27		15:45:58.235
42 - D2	26.703	48.937	255.3	51.635	2:07.275	155.93	0.272	15:48:05.510

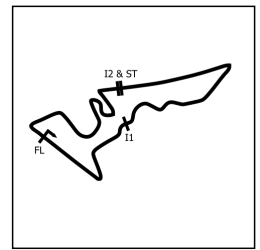
Weather / Track : Sunny / Dry

Circuit of the Americas
 Circuit Length = 5.513 km
 Start: 14:15 Flag 15:46 End: 15:51

Circuit of the Americas (II)

GT World Challenge America powered by aws / GTSC

RACE 1 - SECTOR ANALYSIS



SECTOR 1 = FL to I1, SECTOR 2 = I1 to I2, SECTOR 3 = I2 to FL, DIFF = Difference To Personal Best Lap, P = Crossed Finish Line in Pit Lane, D = Time Disallowed

P5 63 Pro/Am DXDT Racing		Mercedes-AMG GT3						
IDEAL LAP TIME : 2:07.287		BEST LAP TIME : 2:07.463		DIFFERENCE : 0.176				
D1: David ASKEW		D2: Ryan DALZIEL						
LAP	SECTOR 1	SECTOR 2	SECTOR 3	LAP TIME	KPH	DIFF	TIME OF DAY	
1 - D1		50.938	253.5	53.420	2:14.196	147.89	6.733	14:17:40.695
2 - D1	27.976	50.042	252.9	53.158	2:11.176	151.29	3.713	14:19:51.871
3 - D1	27.900	50.627	253.5	53.943	2:12.470	149.82	5.007	14:22:04.341
4 - D1	28.273	50.689	253.5	53.656	2:12.618	149.65	5.155	14:24:16.959
5 - D1	28.090	50.381	254.1	53.840	2:12.311	150.00	4.848	14:26:29.270
6 - D1	28.825	50.710	253.5	53.205	2:12.740	149.51	5.277	14:28:42.010
7 - D1	27.905	50.965	253.5	53.763	2:12.633	149.63	5.170	14:30:54.643
8 - D1	27.905	50.707	255.9	54.212	2:12.824	149.42	5.361	14:33:07.467
9 - D1	28.932	49.957	253.5	53.127	2:12.016	150.33	4.553	14:35:19.483
10 - D1	27.610	49.773	252.9	53.322	2:10.705	151.84	3.242	14:37:30.188
11 - D1	27.815	50.079	254.1	52.887	2:10.781	151.75	3.318	14:39:40.969
12 - D1	27.574	49.829	252.9	52.893	2:10.296	152.32	2.833	14:41:51.265
13 - D1	27.688	49.895	252.3	53.206	2:10.789	151.74	3.326	14:44:02.054
14 - D1	27.683	1:11.494	252.3	53.376	2:32.553	130.09	25.090	14:46:34.607
15 - D1	27.730	50.183	254.1	53.019	2:10.932	151.58	3.469	14:48:45.539
16 - D1	28.173	50.225	253.5	54.166	2:12.564	149.71	5.101	14:50:58.103
17 - D1	27.618	50.080	253.5	53.710	2:11.408	151.03	3.945	14:53:09.511
18 - D1	28.175	50.467	253.5	53.310	2:11.952	150.40	4.489	14:55:21.463
19 - D1	28.209	50.870	252.9	1:16.002	2:35.081	127.97	27.618	14:57:56.544
20 - D1	27.960	50.761	237.3	54.691	2:13.412	148.76	5.949	15:00:09.956
21 - D1	28.543	50.774	255.3	IN PIT	2:19.757	P 142.00	12.294	15:02:29.713
22 - D2	OUTLAP	49.071	251.7	51.599	3:14.225	102.18	1:06.762	15:05:43.938
23 - D2	27.310	48.820	253.5	51.708	2:07.838	155.24	0.375	15:07:51.776
24 - D2	27.236	48.680	252.3	51.642	2:07.558	(3) 155.59	0.095	15:09:59.334
25 - D2	27.157	48.564	254.1	51.787	2:07.508	(2) 155.65	0.045	15:12:06.842
26 - D2	27.286	48.603	254.7	51.853	2:07.742	155.36	0.279	15:14:14.584
27 - D2	27.243	48.611	253.5	51.740	2:07.594	155.54	0.131	15:16:22.178
28 - D2	27.229	48.841	253.5	51.770	2:07.840	155.24	0.377	15:18:30.018
29 - D2	27.401	48.701	252.3	51.777	2:07.879	155.19	0.416	15:20:37.897
30 - D2	27.329	48.861	254.1	51.607	2:07.797	155.29	0.334	15:22:45.694
31 - D2	27.234	48.657	254.1	51.572	2:07.463 (1)	155.70		15:24:53.157
32 - D2	27.178	48.776	253.5	51.647	2:07.601	155.53	0.138	15:27:00.758
33 - D2	27.151	48.643	253.5	51.902	2:07.696	155.42	0.233	15:29:08.454
34 - D2	27.166	48.693	255.3	51.761	2:07.620	155.51	0.157	15:31:16.074
35 - D2	27.262	48.825	254.7	51.810	2:07.897	155.17	0.434	15:33:23.971
36 - D2	27.171	48.936	253.5	51.760	2:07.867	155.21	0.404	15:35:31.838
37 - D2	27.158	48.726	253.5	51.700	2:07.584	155.55	0.121	15:37:39.422
38 - D2	27.285	49.117	254.7	51.834	2:08.236	154.76	0.773	15:39:47.658
39 - D2	27.220	48.825	254.1	51.870	2:07.915	155.15	0.452	15:41:55.573
40 - D2	27.185	48.660	254.1	51.854	2:07.699	155.41	0.236	15:44:03.272
41 - D2	27.195	48.896	254.1	51.911	2:08.002	155.05	0.539	15:46:11.274
42 - D2	27.269	49.066	253.5	51.971	2:08.306	154.68	0.843	15:48:19.580

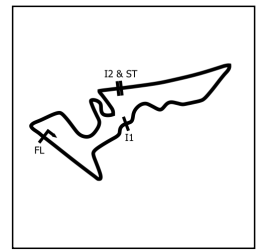
Weather / Track : Sunny / Dry

Circuit of the Americas
 Circuit Length = 5.513 km
 Start: 14:15 Flag 15:46 End: 15:51

Circuit of the Americas (II)

GT World Challenge America powered by aws / GTSC

RACE 1 - SECTOR ANALYSIS



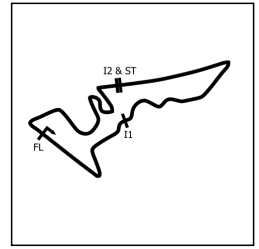
SECTOR 1 = FL to I1, SECTOR 2 = I1 to I2, SECTOR 3 = I2 to FL, DIFF = Difference To Personal Best Lap, P = Crossed Finish Line in Pit Lane, D = Time Disallowed

P6 80 Pro/Am Racers Edge Motorsports		Acura NSX GT3						
IDEAL LAP TIME : 2:07.101		BEST LAP TIME : 2:07.430		DIFFERENCE : 0.329				
D1: Ziad GHANDOUR		D2: Kyle MARCELLI						
LAP	SECTOR 1	SECTOR 2	SECTOR 3	LAP TIME	KPH	DIFF	TIME OF DAY	
1 - D1		50.823	260.2	53.636	2:12.389	149.91	4.959	14:17:38.888
2 - D1	27.845	50.477	258.3	53.595	2:11.917	150.44	4.487	14:19:50.805
3 - D1	28.068	50.214	255.3	54.887	2:13.169	149.03	5.739	14:22:03.974
4 - D1	28.284	50.436	257.7	53.718	2:12.438	149.85	5.008	14:24:16.412
5 - D1	28.350	50.164	258.3	54.146	2:12.660	149.60	5.230	14:26:29.072
6 - D1	28.681	50.578	254.7	53.229	2:12.488	149.80	5.058	14:28:41.560
7 - D1	28.081	50.823	254.7	53.709	2:12.613	149.65	5.183	14:30:54.173
8 - D1	28.124	50.468	259.6	54.680	2:13.272	148.91	5.842	14:33:07.445
9 - D1	29.508	49.858	257.1	53.334	2:12.700	149.56	5.270	14:35:20.145
10 - D1	27.949	49.787	260.8	53.148	2:10.884	151.63	3.454	14:37:31.029
11 - D1	27.882	49.696	260.2	53.110	2:10.688	151.86	3.258	14:39:41.717
12 - D1	28.008	49.392	256.5	52.921	2:10.321	152.29	2.891	14:41:52.038
13 - D1	28.001	49.224	257.1	53.322	2:10.547	152.02	3.117	14:44:02.585
14 - D1	28.025	51.123	259.6	53.296	2:12.444	149.85	5.014	14:46:15.029
15 - D1	28.209	49.910	259.6	53.144	2:11.263	151.19	3.833	14:48:26.292
16 - D1	27.751	50.000	257.1	53.852	2:11.603	150.80	4.173	14:50:37.895
17 - D1	27.953	50.221	258.3	53.202	2:11.376	151.06	3.946	14:52:49.271
18 - D1	28.135	50.170	256.5	53.159	2:11.464	150.96	4.034	14:55:00.735
19 - D1	27.875	50.153	258.9	53.301	2:11.329	151.12	3.899	14:57:12.064
20 - D1	27.869	50.305	253.5	53.119	2:11.293	151.16	3.863	14:59:23.357
21 - D1	28.279	49.835	257.7	53.320	2:11.434	151.00	4.004	15:01:34.791
22 - D1	28.159	50.065	255.3	53.591	2:11.815	150.56	4.385	15:03:46.606
23 - D1	28.179	49.587	258.9	IN PIT	2:15.668	P 146.28	8.238	15:06:02.274
24 - D2	OUTLAP	48.990	255.9	51.892	4:01.428	82.20	1:53.998	15:10:03.702
25 - D2	27.375	48.526	257.7	51.595	2:07.496	155.66	0.066	15:12:11.198
26 - D2	26.998	48.578	260.8	51.915	2:07.491	(3) 155.67	0.061	15:14:18.689
27 - D2	26.980	48.658	255.9	51.792	2:07.430	(1) 155.74		15:16:26.119
28 - D2	27.045	48.580	255.3	51.853	2:07.478	(2) 155.68	0.048	15:18:33.597
29 - D2	27.050	48.726	262.1	51.997	2:07.773	155.32	0.343	15:20:41.370
30 - D2	27.108	48.755	257.7	51.891	2:07.754	155.35	0.324	15:22:49.124
31 - D2	27.082	48.788	255.9	51.729	2:07.599	155.54	0.169	15:24:56.723
32 - D2	26.999	48.873	255.3	51.816	2:07.688	155.43	0.258	15:27:04.411
33 - D2	27.007	48.754	257.1	51.950	2:07.711	155.40	0.281	15:29:12.122
34 - D2	27.075	49.171	258.3	51.929	2:08.175	154.84	0.745	15:31:20.297
35 - D2	27.080	48.688	258.3	51.841	2:07.609	155.52	0.179	15:33:27.906
36 - D2	27.146	48.767	259.6	52.085	2:07.998	155.05	0.568	15:35:35.904
37 - D2	27.010	48.786	254.1	52.038	2:07.834	155.25	0.404	15:37:43.738
38 - D2	27.233	48.955	258.3	52.004	2:08.192	154.82	0.762	15:39:51.930
39 - D2	27.081	48.810	256.5	52.017	2:07.908	155.16	0.478	15:41:59.838
40 - D2	26.997	48.820	256.5	52.168	2:07.985	155.07	0.555	15:44:07.823
41 - D2	26.993	48.794	256.5	52.101	2:07.888	155.18	0.458	15:46:15.711
42 - D2	27.161	48.849	262.7	52.309	2:08.319	154.66	0.889	15:48:24.030

Circuit of the Americas (II)

GT World Challenge America powered by aws / GTSC

RACE 1 - SECTOR ANALYSIS



SECTOR 1 = FL to I1, SECTOR 2 = I1 to I2, SECTOR 3 = I2 to FL, DIFF = Difference To Personal Best Lap, P = Crossed Finish Line in Pit Lane, D = Time Disallowed

P7 14 GT3-T GMG Racing				Audi R8 LMS Ultra				
IDEAL LAP TIME : 2:09.270		BEST LAP TIME : 2:09.402		DIFFERENCE : 0.132				
D1: James SOFRONAS								
LAP	SECTOR 1	SECTOR 2		SECTOR 3	LAP TIME	KPH	DIFF	TIME OF DAY
1 - D1		49.745	264.7	52.937	2:11.724	150.66	2.322	14:17:38.223
2 - D1	27.278	49.483	258.9	53.301	2:10.062	152.59	0.660	14:19:48.285
3 - D1	27.234	49.486	257.7	52.682	2:09.402 (1)	153.37		14:21:57.687
4 - D1	27.259	49.366	257.1	53.124	2:09.749	152.96	0.347	14:24:07.436
5 - D1	27.378	49.645	258.3	52.771	2:09.794	152.90	0.392	14:26:17.230
6 - D1	27.228	49.615	257.1	52.880	2:09.723 (2)	152.99	0.321	14:28:26.953
7 - D1	27.424	49.360	257.7	52.948	2:09.732 (3)	152.98	0.330	14:30:36.685
8 - D1	27.799	49.946	257.7	53.173	2:10.918	151.59	1.516	14:32:47.603
9 - D1	27.635	50.202	257.1	53.496	2:11.333	151.11	1.931	14:34:58.936
10 - D1	27.984	49.999	257.7	53.329	2:11.312	151.14	1.910	14:37:10.248
11 - D1	27.775	50.008	259.6	53.205	2:10.988	151.51	1.586	14:39:21.236
12 - D1	27.520	49.889	257.7	53.524	2:10.933	151.57	1.531	14:41:32.169
13 - D1	27.681	49.966	257.1	53.596	2:11.243	151.22	1.841	14:43:43.412
14 - D1	27.520	50.352	257.1	53.529	2:11.401	151.03	1.999	14:45:54.813
15 - D1	27.598	50.514	260.8	53.798	2:11.910	150.45	2.508	14:48:06.723
16 - D1	27.780	50.245	258.9	53.858	2:11.883	150.48	2.481	14:50:18.606
17 - D1	27.638	50.643	257.7	53.972	2:12.253	150.06	2.851	14:52:30.859
18 - D1	27.838	50.777	254.7	54.189	2:12.804	149.44	3.402	14:54:43.663
19 - D1	28.125	50.405	252.9	54.850	2:13.380	148.79	3.978	14:56:57.043

P8 27 GT3 Daskalos Motorsports				Audi R8 LMS Ultra				
IDEAL LAP TIME : 2:09.903		BEST LAP TIME : 2:10.440		DIFFERENCE : 0.537				
D1: Jason DASKALOS								
LAP	SECTOR 1	SECTOR 2		SECTOR 3	LAP TIME	KPH	DIFF	TIME OF DAY
1 - D1		51.059	254.1	53.470	2:13.820	148.30	3.380	14:17:40.319
2 - D1	27.955	49.669	255.9	53.220	2:10.844 (3)	151.68	0.404	14:19:51.163
3 - D1	28.004	50.422	255.3	53.581	2:12.007	150.34	1.567	14:22:03.170
4 - D1	27.837	49.897	253.5	52.879	2:10.613 (2)	151.95	0.173	14:24:13.783
5 - D1	27.773	50.074	254.7	52.593	2:10.440 (1)	152.15		14:26:24.223
6 - D1	27.854	50.188	253.5	53.017	2:11.059	151.43	0.619	14:28:35.282
7 - D1	27.874	50.398	253.5	53.369	2:11.641	150.76	1.201	14:30:46.923
8 - D1	28.131	50.118	255.3	53.328	2:11.577	150.83	1.137	14:32:58.500
9 - D1	27.883	50.019	253.5	53.312	2:11.214	151.25	0.774	14:35:09.714
10 - D1	28.302	50.240	253.5	53.311	2:11.853	150.52	1.413	14:37:21.567
11 - D1	27.790	50.137	255.3	52.951	2:10.878	151.64	0.438	14:39:32.445
12 - D1	27.808	49.986	254.1	53.259	2:11.053	151.44	0.613	14:41:43.498
13 - D1	27.910	50.085	253.5	53.241	2:11.236	151.22	0.796	14:43:54.734
14 - D1	27.734	50.246	254.7	53.345	2:11.325	151.12	0.885	14:46:06.059
15 - D1	27.844	49.654	255.9	54.306	2:11.804	150.57	1.364	14:48:17.863
16 - D1	27.988	50.106	255.3	53.620	2:11.714	150.68	1.274	14:50:29.577
17 - D1	27.657	50.176	254.1	53.378	2:11.211	151.25	0.771	14:52:40.788
18 - D1	27.714	50.265	255.9	53.274	2:11.253	151.21	0.813	14:54:52.041
19 - D1	27.656	50.222	254.1	53.289	2:11.167	151.30	0.727	14:57:03.208

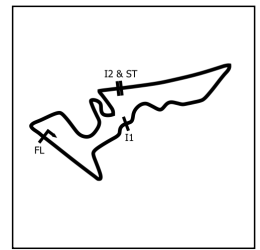
Weather / Track : Sunny / Dry

Circuit of the Americas
 Circuit Length = 5.513 km
 Start: 14:15 Flag 15:46 End: 15:51

Circuit of the Americas (II)

GT World Challenge America powered by aws / GTSC

RACE 1 - SECTOR ANALYSIS



SECTOR 1 = FL to I1, SECTOR 2 = I1 to I2, SECTOR 3 = I2 to FL, DIFF = Difference To Personal Best Lap, P = Crossed Finish Line in Pit Lane, D = Time Disallowed

P9 31 GT3 TR3 Racing		Ferrari 488 GT3						
IDEAL LAP TIME : 2:10.460		BEST LAP TIME : 2:10.669		DIFFERENCE : 0.209				
Dt: Mark ISSA								
LAP	SECTOR 1	SECTOR 2		SECTOR 3	LAP TIME	KPH	DIFF	TIME OF DAY
1 - D1		51.394	244.3	55.475	2:17.087	144.77	6.418	14:17:43.586
2 - D1	28.363	50.213	254.7	53.891	2:12.467	149.82	1.798	14:19:56.053
3 - D1	28.084	50.343	254.1	53.877	2:12.304	150.00	1.635	14:22:08.357
4 - D1	28.072	50.023	254.7	53.737	2:11.832	150.54	1.163	14:24:20.189
5 - D1	28.111	50.165	255.3	53.564	2:11.840	150.53	1.171	14:26:32.029
6 - D1	28.018	49.949	254.7	IN PIT	2:17.509	P 144.33	6.840	14:28:49.538
7 - D1	OUTLAP	50.825	254.1	53.874	2:40.612	123.56	29.943	14:31:30.150
8 - D1	27.849	50.222	255.3	53.182	2:11.253 (3)	151.21	0.584	14:33:41.403
9 - D1	27.980	50.021	255.3	53.781	2:11.782	150.60	1.113	14:35:53.185
10 - D1	28.082	50.187	254.7	53.111	2:11.380	151.06	0.711	14:38:04.565
11 - D1	27.704	49.932	255.9	53.033	2:10.669 (1)	151.88		14:40:15.234
12 - D1	27.774	50.015	254.1	53.274	2:11.063 (2)	151.42	0.394	14:42:26.297
13 - D1	28.062	50.094	254.1	53.244	2:11.400	151.04	0.731	14:44:37.697
14 - D1	28.126	49.723	255.9	53.539	2:11.388	151.05	0.719	14:46:49.085
15 - D1	28.016	50.306	255.3	54.202	2:12.524	149.76	1.855	14:49:01.609
16 - D1	28.280	50.506	254.7	53.739	2:12.525	149.75	1.856	14:51:14.134
17 - D1	27.984	50.039	254.7	53.586	2:11.609	150.80	0.940	14:53:25.743
18 - D1	28.308	50.536	254.7	54.246	2:13.090	149.12	2.421	14:55:38.833
19 - D1	28.577	50.849	253.5	56.236	2:15.662	146.29	4.993	14:57:54.495

P10 311 Overall 311RS Motorsport		Porsche 911 GT2 RS CS						
IDEAL LAP TIME : 2:12.216		BEST LAP TIME : 2:12.282		DIFFERENCE : 0.066				
Dt: Ryan GATES								
LAP	SECTOR 1	SECTOR 2		SECTOR 3	LAP TIME	KPH	DIFF	TIME OF DAY
1 - D1		50.621	255.9	55.126	2:16.471	145.42	4.189	14:17:42.970
2 - D1	27.998	49.579	274.1	54.705	2:12.282 (1)	150.03		14:19:55.252
3 - D1	27.973	49.884	270.6	55.118	2:12.975 (2)	149.25	0.693	14:22:08.227
4 - D1	29.264	50.387	273.4	55.198	2:14.849	147.17	2.567	14:24:23.076
5 - D1	27.932	50.161	274.8	55.185	2:13.278 (3)	148.91	0.996	14:26:36.354
6 - D1	28.027	50.833	266.0	56.157	2:15.017	146.99	2.735	14:28:51.371
7 - D1	28.628	50.359	262.7	56.531	2:15.518	146.45	3.236	14:31:06.889
8 - D1	28.238	50.839	270.0	55.212	2:14.289	147.79	2.007	14:33:21.178
9 - D1	28.313	50.346	274.8	55.212	2:13.871	148.25	1.589	14:35:35.049
10 - D1	28.326	50.320	273.4	55.062	2:13.708	148.43	1.426	14:37:48.757
11 - D1	28.391	50.676	270.6	55.444	2:14.511	147.54	2.229	14:40:03.268
12 - D1	28.484	50.242	271.3	55.447	2:14.173	147.91	1.891	14:42:17.441
13 - D1	28.287	50.789	269.3	55.960	2:15.036	146.97	2.754	14:44:32.477
14 - D1	28.217	50.146	267.9	55.798	2:14.161	147.93	1.879	14:46:46.638
15 - D1	28.322	50.577	276.2	56.579	2:15.478	146.49	3.196	14:49:02.116
16 - D1	28.641	50.452	269.3	55.621	2:14.714	147.32	2.432	14:51:16.830
17 - D1	28.445	50.683	266.6	55.915	2:15.043	146.96	2.761	14:53:31.873
18 - D1	29.146	53.042	234.2	56.481	2:18.669	143.12	6.387	14:55:50.542
19 - D1	28.285	50.358	274.1	55.550	2:14.193	147.89	1.911	14:58:04.735

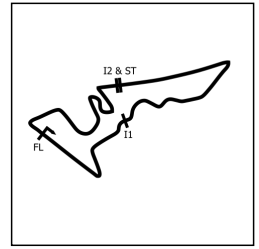
Weather / Track : Sunny / Dry

Circuit of the Americas
 Circuit Length = 5.513 km
 Start: 14:15 Flag 15:46 End: 15:51

Circuit of the Americas (II)

GT World Challenge America powered by aws / GTSC

RACE 1 - SECTOR ANALYSIS



SECTOR 1 = FL to I1, SECTOR 2 = I1 to I2, SECTOR 3 = I2 to FL, DIFF = Difference To Personal Best Lap, P = Crossed Finish Line in Pit Lane, D = Time Disallowed

P11		2 Overall		GMG Racing		Porsche 911 GT2 RS CS			
IDEAL LAP TIME : 2:14.462		BEST LAP TIME : 2:14.559		DIFFERENCE : 0.097					
D1: Jason BELL									
LAP	SECTOR 1	SECTOR 2		SECTOR 3	LAP TIME	KPH	DIFF	TIME OF DAY	
1 - D1		51.436	262.7	55.507	2:24.410	137.43	9.851	14:17:50.909	
2 - D1	28.289	51.128	264.7	55.790	2:15.207 (3)	146.78	0.648	14:20:06.116	
3 - D1	28.435	50.830	252.3	55.507	2:14.772 (2)	147.26	0.213	14:22:20.888	
4 - D1	28.554	51.283	258.3	55.964	2:15.801	146.14	1.242	14:24:36.689	
5 - D1	28.591	51.288	260.8	55.415	2:15.294	146.69	0.735	14:26:51.983	
6 - D1	28.367	50.758	258.3	55.434	2:14.559 (1)	147.49		14:29:06.542	
7 - D1	28.425	50.776	254.1	56.075	2:15.276	146.71	0.717	14:31:21.818	
8 - D1	28.509	50.938	257.1	55.902	2:15.349	146.63	0.790	14:33:37.167	
9 - D1	28.531	51.211	258.9	55.755	2:15.497	146.47	0.938	14:35:52.664	
10 - D1	29.451	51.375	269.3	55.972	2:16.798	145.08	2.239	14:38:09.462	
11 - D1	28.494	51.423	272.0	55.891	2:15.808	146.13	1.249	14:40:25.270	
12 - D1	28.713	51.518	259.6	57.215	2:17.446	144.39	2.887	14:42:42.716	
13 - D1	28.778	51.283	242.1	56.524	2:16.585	145.30	2.026	14:44:59.301	
14 - D1	28.774	51.880	248.8	56.436	2:17.090	144.77	2.531	14:47:16.391	
15 - D1	28.551	51.306	251.7	56.068	2:15.925	146.01	1.366	14:49:32.316	
16 - D1	28.471	51.407	275.5	56.166	2:16.044	145.88	1.485	14:51:48.360	
17 - D1	28.435	51.394	243.2	57.650	2:17.479	144.36	2.920	14:54:05.839	
18 - D1	31.683	52.062	253.5	56.657	2:20.402	141.35	5.843	14:56:26.241	
19 - D1	28.397	51.442	245.4	56.655	2:16.494	145.40	1.935	14:58:42.735	

Circuit of the Americas (II)

GT World Challenge America powered by aws / GTSC

RACE 1 - BEST SECTORS

SECTOR 1			SECTOR 2			SECTOR 3			IDEAL / BEST COMPARISON						
POS	NO	NAME	TIME	NO	NAME	TIME	NO	NAME	TIME	POS	NO	NAME	IDEAL	BEST	DIFF
													PERFECT LAP	2:06.368	
1	20	Wright Motorsports	26.582	1	Squadra Corse	48.404	20	Wright Motorsports	51.382	1	20	Wright Motorsports	2:06.536	2:07.008	0.467
2	1	Squadra Corse	26.839	93	Racers Edge Motors	48.462	1	Squadra Corse	51.419	2	1	Squadra Corse	2:06.662	2:06.797	0.135
3	93	Racers Edge Motors	26.954	80	Racers Edge Motors	48.526	93	Racers Edge Motors	51.555	3	93	Racers Edge Motorspx	2:06.971	2:07.087	0.116
4	80	Racers Edge Motors	26.980	63	DXDT Racing	48.564	63	DXDT Racing	51.572	4	80	Racers Edge Motorspx	2:07.101	2:07.430	0.329
5	33	Winward Racing	27.071	20	Wright Motorsports	48.572	80	Racers Edge Motors	51.595	5	63	DXDT Racing	2:07.287	2:07.463	0.176
6	63	DXDT Racing	27.151	33	Winward Racing	49.183	33	Winward Racing	51.743	6	33	Winward Racing	2:07.997	2:08.619	0.622
7	14	GMG Racing	27.228	14	GMG Racing	49.360	27	Daskalos Motorsport	52.593	7	14	GMG Racing	2:09.270	2:09.402	0.132
8	27	Daskalos Motorsport	27.656	311	311RS Motorsport	49.579	14	GMG Racing	52.682	8	27	Daskalos Motorsports	2:09.903	2:10.440	0.537
9	31	TR3 Racing	27.704	27	Daskalos Motorsport	49.654	31	TR3 Racing	53.033	9	31	TR3 Racing	2:10.460	2:10.669	0.209
10	311	311RS Motorsport	27.932	31	TR3 Racing	49.723	311	311RS Motorsport	54.705	10	311	311RS Motorsport	2:12.216	2:12.282	0.066
11	2	GMG Racing	28.289	2	GMG Racing	50.758	2	GMG Racing	55.415	11	2	GMG Racing	2:14.462	2:14.559	0.097

Weather / Track : Sunny / Dry

Circuit of the Americas

Circuit Length = 5.513 km

Start: 14:15 Flag 15:46 End: 15:51

Results can be found at www.tsl-timing.com

Printed - 16:04 Saturday, September 19, 2020

Circuit of the Americas (II)

GT World Challenge America powered by aws / GTSC

RACE 1 - BEST SPEEDS

INTERMEDIATE 1				INTERMEDIATE 2			FINISH LINE		
POS	NO	NAME	KPH	NO	NAME	KPH	NO	NAME	KPH
1				311	311RS Motorsport	276.2			
2				2	GMG Racing	275.5			
3				14	GMG Racing	264.7			
4				80	Racers Edge Motorsports	262.7			
5				93	Racers Edge Motorsports	262.1			
6				1	Squadra Corse	259.6			
7				33	Winward Racing	259.6			
8				20	Wright Motorsports	257.7			
9				63	DXDT Racing	255.9			
10				27	Daskalos Motorsports	255.9			
11				31	TR3 Racing	255.9			

Weather / Track : Sunny / Dry

Results can be found at www.tsl-timing.com

Circuit of the Americas
Circuit Length = 5.513 km
Start: 14:15 Flag 15:46 End: 15:51

Printed - 16:04 Saturday, September 19, 2020

Circuit of the Americas (II)

GT World Challenge America powered by aws / GTSC

RACE 1 - PIT STOP ANALYSIS

P1	1 Pro/Am	Squadra Corse	Ferrari 488 GT3				
D1: Martin FUENTES	Total Stint: 22 Laps - 48:29.648 (53.31%)		Best Lap: 2:08.473 On Lap 15 @ 154.48 kph				
D2: Rodrigo BAPTISTA	Total Stint: 20 Laps - 42:28.194 (46.69%)		Best Lap: 2:06.797 On Lap 24 @ 156.52 kph				
STOP	IN TIME	DRIVER IN	STINT TIME	STOP TIME	TOTAL STOP TIME	OUT TIME	DRIVER OUT
1 -	15:02:38.619	Martin FUENTES	47:12.120	1:17.528	1:17.528	15:03:56.147	Rodrigo BAPTISTA
-	Finish	Rodrigo BAPTISTA	42:28.194				
P2	93 Silver	Racers Edge Motorsports	Acura NSX GT3				
D1: Shelby BLACKSTOCK	Total Stint: 22 Laps - 48:31.525 (53.28%)		Best Lap: 2:08.540 On Lap 20 @ 154.40 kph				
D2: Trent HINDMAN	Total Stint: 20 Laps - 42:33.078 (46.72%)		Best Lap: 2:07.087 On Lap 24 @ 156.16 kph				
STOP	IN TIME	DRIVER IN	STINT TIME	STOP TIME	TOTAL STOP TIME	OUT TIME	DRIVER OUT
1 -	15:02:39.639	Shelby BLACKSTOCK	47:13.140	1:18.385	1:18.385	15:03:58.024	Trent HINDMAN
-	Finish	Trent HINDMAN	42:33.078				
P3	33 Silver	Winward Racing	Mercedes-AMG GT3				
D1: Alec UDELL	Total Stint: 25 Laps - 55:03.578 (60.06%)		Best Lap: 2:08.619 On Lap 20 @ 154.30 kph				
D2: Russell WARD	Total Stint: 17 Laps - 36:36.656 (39.94%)		Best Lap: 2:08.873 On Lap 27 @ 154.00 kph				
STOP	IN TIME	DRIVER IN	STINT TIME	STOP TIME	TOTAL STOP TIME	OUT TIME	DRIVER OUT
1 -	15:09:06.457	Alec UDELL	53:39.958	1:23.620	1:23.620	15:10:30.077	Russell WARD
-	Finish	Russell WARD	36:36.656				
P4	20 Pro/Am	Wright Motorsports	Porsche 911 GT3 R (991.II)				
D1: Fred POORDAD	Total Stint: 21 Laps - 47:13.494 (50.97%)		Best Lap: 2:09.284 On Lap 8 @ 153.51 kph				
D2: Jan HEYLEN	Total Stint: 21 Laps - 44:31.469 (48.06%)		Best Lap: 2:07.003 On Lap 41 @ 156.27 kph				
STOP	IN TIME	DRIVER IN	STINT TIME	STOP TIME	TOTAL STOP TIME	OUT TIME	DRIVER OUT
1 -	14:17:54.335	Fred POORDAD	2:27.836	54.048	54.048	14:18:48.383	Fred POORDAD
2 -	15:02:16.878	Fred POORDAD	43:28.495	1:17.163	2:11.211	15:03:34.041	Jan HEYLEN
-	Finish	Jan HEYLEN	44:31.469				
P5	63 Pro/Am	DXDT Racing	Mercedes-AMG GT3				
D1: David ASKEW	Total Stint: 21 Laps - 48:12.554 (51.9%)		Best Lap: 2:10.296 On Lap 12 @ 152.32 kph				
D2: Ryan DALZIEL	Total Stint: 21 Laps - 44:40.527 (48.1%)		Best Lap: 2:07.463 On Lap 31 @ 155.70 kph				
STOP	IN TIME	DRIVER IN	STINT TIME	STOP TIME	TOTAL STOP TIME	OUT TIME	DRIVER OUT
1 -	15:02:21.163	David ASKEW	46:54.664	1:17.890	1:17.890	15:03:39.053	Ryan DALZIEL
-	Finish	Ryan DALZIEL	44:40.527				
P6	80 Pro/Am	Racers Edge Motorsports	Acura NSX GT3				
D1: Ziad GHANDOUR	Total Stint: 23 Laps - 52:31.722 (56.51%)		Best Lap: 2:10.321 On Lap 12 @ 152.29 kph				
D2: Kyle MARCELLI	Total Stint: 19 Laps - 40:25.809 (43.49%)		Best Lap: 2:07.430 On Lap 27 @ 155.74 kph				
STOP	IN TIME	DRIVER IN	STINT TIME	STOP TIME	TOTAL STOP TIME	OUT TIME	DRIVER OUT
1 -	15:05:53.876	Ziad GHANDOUR	50:27.377	2:04.345	2:04.345	15:07:58.221	Kyle MARCELLI
-	Finish	Kyle MARCELLI	40:25.809				
P9	31 GT3	TR3 Racing	Ferrari 488 GT3				
D1: Mark ISSA	Total Stint: 19 Laps - 41:51.391 (98.56%)		Best Lap: 2:10.669 On Lap 11 @ 151.88 kph				
STOP	IN TIME	DRIVER IN	STINT TIME	STOP TIME	TOTAL STOP TIME	OUT TIME	DRIVER OUT
1 -	14:28:41.155	Mark ISSA	13:14.656	36.605	36.605	14:29:17.760	Mark ISSA
-	Finish	Mark ISSA	28:36.735				

Weather / Track : Sunny / Dry

Circuit of the Americas

Circuit Length = 5.513 km

Start: 14:15 Flag 15:46 End: 15:51

Results can be found at www.tsl-timing.com

Printed - 16:04 Saturday, September 19, 2020

Circuit of the Americas (II)

GT World Challenge America powered by aws / GTSC

RACE 1 - DRIVER STATISTICS

POS	NO	CL	PIC	TEAM / DRIVERS	CAR	LAPS	RACE TIME	%	BEST	ON	KPH
1	1	Pro/Am	1	Squadra Corse Martin FUENTES (MEX) Rodrigo BAPTISTA (BRA)	Ferrari 488 GT3	42	1:30:57.842				
						22	48:29.648	53.31	2:08.473	15	154.48
						20	42:28.194	46.69	2:06.797	24	156.52
2	93	Silver	1	Racers Edge Motorsports Shelby BLACKSTOCK (USA) Trent HINDMAN (USA)	Acura NSX GT3	42	1:31:04.603				
						22	48:31.525	53.28	2:08.540	20	154.40
						20	42:33.078	46.72	2:07.087	24	156.16
3	33	Silver	2	Winward Racing Alec UDELL (USA) Russell WARD (USA)	Mercedes-AMG GT3	42	1:31:40.234				
						25	55:03.578	60.06	2:08.619	20	154.30
						17	36:36.656	39.94	2:08.873	27	154.00
4	20	Pro/Am	2	Wright Motorsports Fred POORDAD (USA) Jan HEYLEN (BEL)	Porsche 911 GT3 R (991.II)	42	1:32:39.011				
						21	47:13.494	50.97	2:09.284	8	153.51
						21	44:31.469	48.06	2:07.003	41	156.27
5	63	Pro/Am	3	DXDT Racing David ASKEW (USA) Ryan DALZIEL (GBR)	Mercedes-AMG GT3	42	1:32:53.081				
						21	48:12.554	51.90	2:10.296	12	152.32
						21	44:40.527	48.10	2:07.463	31	155.70
6	80	Pro/Am	4	Racers Edge Motorsports Ziad GHANDOUR (USA) Kyle MARCELLI (CAN)	Acura NSX GT3	42	1:32:57.531				
						23	52:31.722	56.51	2:10.321	12	152.29
						19	40:25.809	43.49	2:07.430	27	155.74
7	14	GT3-T	1	GMG Racing James SOFRONAS (USA)	Audi R8 LMS Ultra	19	41:30.544				
						19	41:30.544	100.00	2:09.402	3	153.37
8	27	GT3	1	Daskalos Motorsports Jason DASKALOS (USA)	Audi R8 LMS Ultra	19	41:36.709				
						19	41:36.709	100.00	2:10.440	5	152.15
9	31	GT3	2	TR3 Racing Mark ISSA (USA)	Ferrari 488 GT3	19	42:27.996				
						19	41:51.391	98.56	2:10.669	11	151.88
10	311	Overall	1	311RS Motorsport Ryan GATES (USA)	Porsche 911 GT2 RS CS	19	42:38.236				
						19	42:38.236	100.00	2:12.282	2	150.03
11	2	Overall	2	GMG Racing Jason BELL (USA)	Porsche 911 GT2 RS CS	19	43:16.236				
						19	43:16.236	100.00	2:14.559	6	147.49

Weather / Track : Sunny / Dry

Circuit of the Americas

Circuit Length = 5.513 km

Start: 14:15 Flag 15:46 End: 15:51

Circuit of the Americas (II)

GT World Challenge America powered by aws / GTSC

RACE 1 - STATISTICS

Competitors Started	11
Planned Start	2020-09-19 @ 14:15:00.000
Actual Start	2020-09-19 @ 14:15:26.498
Finish Time	2020-09-19 @ 15:46:20.294
Track Length	5.513km
Total Laps	347
Total Distance Covered	1913.011km

Session Fastest Lap History

NO	CL	NAME	LAP TIME	TIME OF DAY	LAP	VEHICLE
1	Pro/Am	Squadra Corse <i>M. FUENTES</i>	2:08.864	14:19:42.318	2	Ferrari 488 GT3
33	Silver	Winward Racing <i>A. UDELL</i>	2:08.845	14:24:02.235	4	Mercedes-AMG GT3
1	Pro/Am	Squadra Corse <i>M. FUENTES</i>	2:08.573	14:26:09.250	5	Ferrari 488 GT3
1	Pro/Am	Squadra Corse <i>M. FUENTES</i>	2:08.527	14:39:02.921	11	Ferrari 488 GT3
1	Pro/Am	Squadra Corse <i>M. FUENTES</i>	2:08.473	14:47:39.222	15	Ferrari 488 GT3
20	Pro/Am	Wright Motorsports <i>J. HEYLEN</i>	2:07.080	15:07:44.160	23	Porsche 911 GT3 R (991.II)
1	Pro/Am	Squadra Corse <i>R. BAPTISTA</i>	2:06.797	15:08:06.869	24	Ferrari 488 GT3

Session Leader History

NO	CL	NAME	FROM LAP	LAPS LED	DISTANCE	VEHICLE
1	Pro/Am	Squadra Corse <i>M. FUENTES</i>	1	21	115.48 km	Ferrari 488 GT3
33	Silver	Winward Racing <i>A. UDELL</i>	22	4	22.05 km	Mercedes-AMG GT3
1	Pro/Am	Squadra Corse <i>R. BAPTISTA</i>	26	17	93.72 km	Ferrari 488 GT3

Flag History

TYPE	TIME OF DAY
GREEN	14:15:26.498
FINISH	14:56:55.289
FINISH	15:46:20.294

Flag Statistics

TYPE	COUNT	TOTAL LAPS	TOTAL TIME
Green	1	42	1:35:48.797
Red	0	0	0.000
Safety Car	0	0	0.000
FCY	0	0	0.000

Weather / Track : Sunny / Dry

Circuit of the Americas
Circuit Length = 5.513 km
Start: 14:15 Flag 15:46 End: 15:51

Circuit of the Americas (II)

GT World Challenge America powered by aws / GTSC

RACE 1 - STATISTICS

CLASS : Pro/Am

4 Starters

Fastest Lap History

NO	NAME	LAP TIME	TIME OF DAY	LAP	VEHICLE
1	Squadra Corse <i>M. FUENTES</i>	2:08.864	14:19:42.318	2	Ferrari 488 GT3
1	Squadra Corse <i>M. FUENTES</i>	2:08.573	14:26:09.250	5	Ferrari 488 GT3
1	Squadra Corse <i>M. FUENTES</i>	2:08.527	14:39:02.921	11	Ferrari 488 GT3
1	Squadra Corse <i>M. FUENTES</i>	2:08.473	14:47:39.222	15	Ferrari 488 GT3
20	Wright Motorsports <i>J. HEYLEN</i>	2:07.080	15:07:44.160	23	Porsche 911 GT3 R (991.II)
1	Squadra Corse <i>R. BAPTISTA</i>	2:06.797	15:08:06.869	24	Ferrari 488 GT3

Leader History

NO	NAME	FROM LAP	LAPS LED	DISTANCE	VEHICLE
1	Squadra Corse <i>M. FUENTES</i>	1	22	120.99 km	Ferrari 488 GT3
1	Squadra Corse <i>R. BAPTISTA</i>	23	20	110.26 km	Ferrari 488 GT3

Weather / Track : Sunny / Dry

Circuit of the Americas (II)

GT World Challenge America powered by aws / GTSC

RACE 1 - STATISTICS

CLASS : Silver

2 Starters

Fastest Lap History

NO	NAME	LAP TIME	TIME OF DAY	LAP	VEHICLE
93	Racers Edge Motorsports <i>S. BLACKSTOCK</i>	2:09.826	14:19:43.928	2	Acura NSX GT3
33	Winward Racing <i>A. UDELL</i>	2:09.767	14:19:44.221	2	Mercedes-AMG GT3
93	Racers Edge Motorsports <i>S. BLACKSTOCK</i>	2:08.887	14:21:52.815	3	Acura NSX GT3
93	Racers Edge Motorsports <i>S. BLACKSTOCK</i>	2:08.868	14:24:01.683	4	Acura NSX GT3
33	Winward Racing <i>A. UDELL</i>	2:08.845	14:24:02.235	4	Mercedes-AMG GT3
33	Winward Racing <i>A. UDELL</i>	2:08.736	14:26:10.971	5	Mercedes-AMG GT3
33	Winward Racing <i>A. UDELL</i>	2:08.717	14:51:59.077	17	Mercedes-AMG GT3
93	Racers Edge Motorsports <i>S. BLACKSTOCK</i>	2:08.540	14:58:24.681	20	Acura NSX GT3
93	Racers Edge Motorsports <i>T. HINDMAN</i>	2:07.087	15:08:09.359	24	Acura NSX GT3

Leader History

NO	NAME	FROM LAP	LAPS LED	DISTANCE	VEHICLE
93	Racers Edge Motorsports <i>S. BLACKSTOCK</i>	1	21	115.48 km	Acura NSX GT3
33	Winward Racing <i>A. UDELL</i>	22	4	22.05 km	Mercedes-AMG GT3
93	Racers Edge Motorsports <i>T. HINDMAN</i>	26	17	93.72 km	Acura NSX GT3

Weather / Track : Sunny / Dry

Circuit of the Americas
Circuit Length = 5.513 km
Start: 14:15 Flag 15:46 End: 15:51

Circuit of the Americas (II)

GT World Challenge America powered by aws / GTSC

RACE 1 - STATISTICS

CLASS : Overall

2 Starters

Fastest Lap History

NO	NAME	LAP TIME	TIME OF DAY	LAP	VEHICLE
311	311RS Motorsport <i>R. GATES</i>	2:12.282	14:19:55.252	2	Porsche 911 GT2 RS CS

Leader History

NO	NAME	FROM LAP	LAPS LED	DISTANCE	VEHICLE
311	311RS Motorsport <i>R. GATES</i>	1	19	104.45 km	Porsche 911 GT2 RS CS

Weather / Track : Sunny / Dry

Results can be found at www.tsl-timing.com

Page 4 of 6

Circuit of the Americas
Circuit Length = 5.513 km
Start: 14:15 Flag 15:46 End: 15:51

Printed - 16:04 Saturday, September 19, 2020

Circuit of the Americas (II)

GT World Challenge America powered by aws / GTSC

RACE 1 - STATISTICS

CLASS : GT3-T

1 Starters

Fastest Lap History

NO	NAME	LAP TIME	TIME OF DAY	LAP	VEHICLE
14	GMG Racing <i>J. SOFRONAS</i>	2:10.062	14:19:48.285	2	Audi R8 LMS Ultra
14	GMG Racing <i>J. SOFRONAS</i>	2:09.402	14:21:57.687	3	Audi R8 LMS Ultra

Leader History

NO	NAME	FROM LAP	LAPS LED	DISTANCE	VEHICLE
14	GMG Racing <i>J. SOFRONAS</i>	1	19	104.45 km	Audi R8 LMS Ultra

Weather / Track : Sunny / Dry

Results can be found at www.tsl-timing.com

Page 5 of 6

Circuit of the Americas
Circuit Length = 5.513 km
Start: 14:15 Flag 15:46 End: 15:51

Printed - 16:04 Saturday, September 19, 2020

Circuit of the Americas (II)

GT World Challenge America powered by aws / GTSC

RACE 1 - STATISTICS

CLASS : GT3

2 Starters

Fastest Lap History

NO	NAME	LAP TIME	TIME OF DAY	LAP	VEHICLE
27	Daskalos Motorsports <i>J. DASKALOS</i>	2:10.844	14:19:51.163	2	Audi R8 LMS Ultra
27	Daskalos Motorsports <i>J. DASKALOS</i>	2:10.613	14:24:13.783	4	Audi R8 LMS Ultra
27	Daskalos Motorsports <i>J. DASKALOS</i>	2:10.440	14:26:24.223	5	Audi R8 LMS Ultra

Leader History

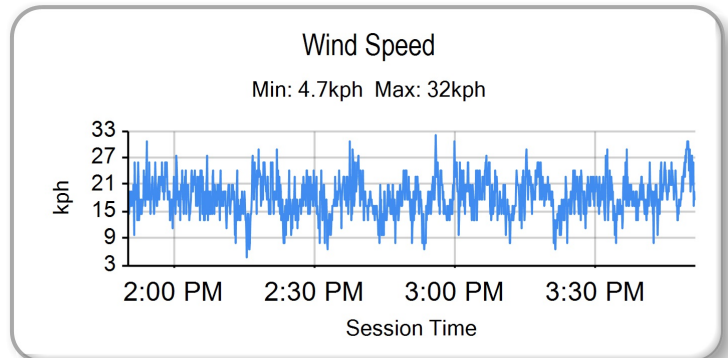
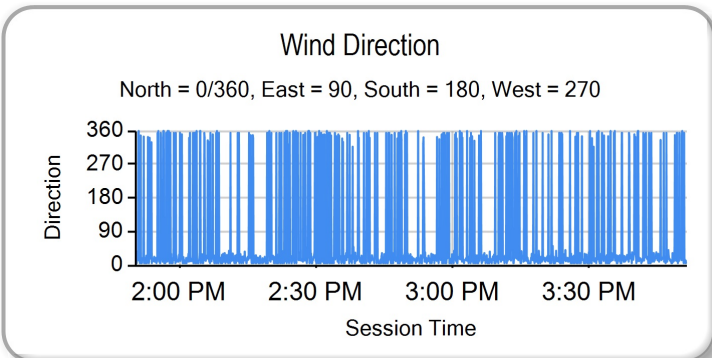
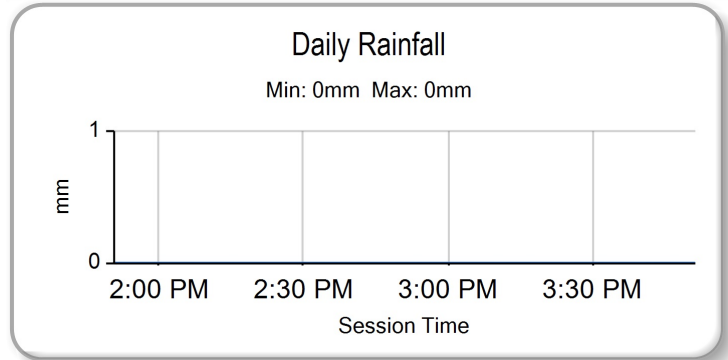
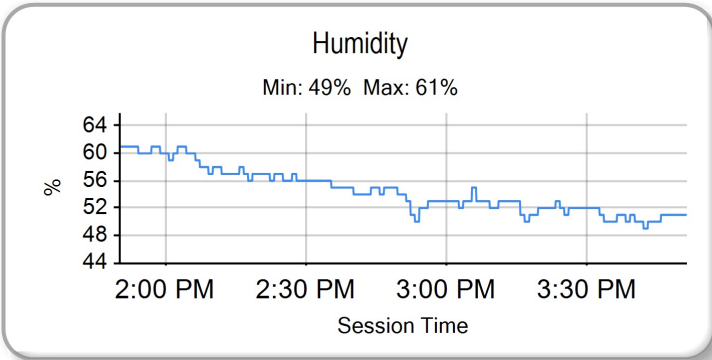
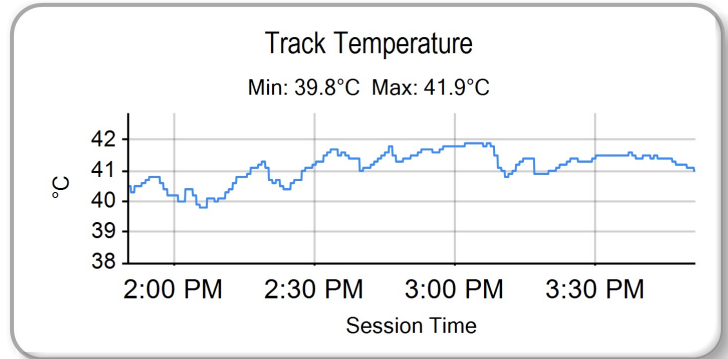
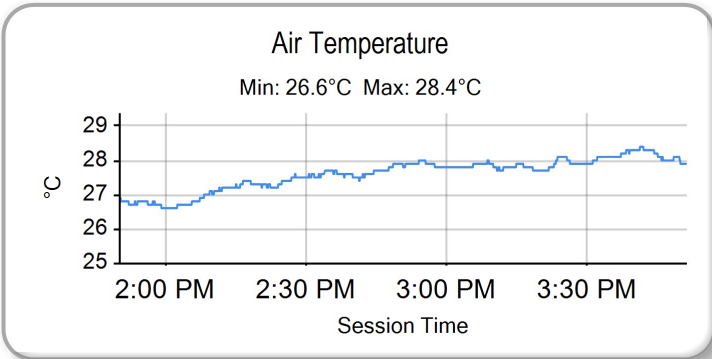
NO	NAME	FROM LAP	LAPS LED	DISTANCE	VEHICLE
27	Daskalos Motorsports <i>J. DASKALOS</i>	1	19	104.45 km	Audi R8 LMS Ultra

Weather / Track : Sunny / Dry

Circuit of the Americas (II)

GT World Challenge America powered by aws / GTSC

RACE 1 - WEATHER CONDITIONS



Weather / Track : Sunny / Dry

Results can be found at www.tsl-timing.com

Circuit of the Americas
Circuit Length = 5.513 km
Start: 14:15 Flag 15:46 End: 15:51

Printed - 16:04 Saturday, September 19, 2020

Circuit of the Americas (II)

GT World Challenge America powered by aws

RACE 2 - CLASSIFICATION - FINAL



POS	NO	CL	PIC	TEAM / DRIVERS	CAR	LAPS	TIME	GAP	DIFF	KPH	BEST	ON
1	1	Pro/Am	1	Squadra Corse Martin FUENTES (MEX) / Rodrigo BAPTISTA (BRA)	Ferrari 488 GT3	42	1:30:39.001			153.06	2:06.293	5
2	93	Silver	1	Racers Edge Motorsports Shelby BLACKSTOCK (USA) / Trent HINDMAN (USA)	Acura NSX GT3	42	1:30:46.904	7.903	7.903	152.84	2:06.776	4
3	20	Pro/Am	2	Wright Motorsports Fred POORDAD (USA) / Jan HEYLEN (BEL)	Porsche 911 GT3 R (991.II)	42	1:31:00.181	21.180	13.277	152.47	2:06.238	4
4	33	Silver	2	Winward Racing Alec UDELL (USA) / Russell WARD (USA)	Mercedes-AMG GT3	42	1:31:02.428	23.427	2.247	152.40	2:06.896	24
5	63	Pro/Am	3	DXDT Racing David ASKEW (USA) / Ryan DALZIEL (GBR)	Mercedes-AMG GT3	42	1:31:12.152	33.151	9.724	152.13	2:06.753	4
6	80	Pro/Am	4	Racers Edge Motorsports Ziad GHANDOUR (USA) / Kyle MARCELLI (CAN)	Acura NSX GT3	42	1:31:45.899	1:06.898	33.747	151.20	2:06.865	4
FASTEST LAP												
20	Pro/Am	Wright Motorsports Fred POORDAD (USA) / Jan HEYLEN (BEL)	Porsche 911 GT3 R (991.II)	4	2:06.238	97.69 mph	157.21 kph					
93	Silver	Racers Edge Motorsports Shelby BLACKSTOCK (USA) / Trent HINDMAN (USA)	Acura NSX GT3	4	2:06.776	97.27 mph	156.55 kph					

Weather / Track : Sunny / Dry

Circuit of the Americas
Circuit Length = 5.513 km
Start: 13:15 Flag 14:45 End: 14:50

Race Director :	Stewards :	Timekeeper :
-----------------	------------	--------------

Results can be found at www.tsl-timing.com

Printed - 15:32 Sunday, Sunday, September 20, 2020



Circuit of the Americas (II)

GT World Challenge America powered by aws / GTSC

RACE 2 - LAP CHART

LAP 1 @ 13:17:23.806			LAP 2 @ 13:19:30.270			LAP 3 @ 13:21:36.711			LAP 4 @ 13:23:42.949			LAP 5 @ 13:25:49.262		
NO	BEHIND	LAP TIME	NO	BEHIND	LAP TIME	NO	BEHIND	LAP TIME	NO	BEHIND	LAP TIME	NO	BEHIND	LAP TIME
20		2:05.193	20		2:06.464	20		2:06.441	20		2:06.238	20		2:06.313
1	1.193	2:06.386	1	1.062	2:06.333	1	1.326	2:06.705	1	1.538	2:06.450	1	1.518	2:06.293
93	2:020	2:07.213	93	2:527	2:06.971	93	2:973	2:06.887	93	3:511	2:06.776	93	4:220	2:07.022
80	2:391	2:07.584	80	3:370	2:07.443	80	3:964	2:07.035	80	4:591	2:06.865	80	5:269	2:06.991
63	2:826	2:08.019	63	3:725	2:07.363	63	4:516	2:07.232	63	5:031	2:06.753	63	5:722	2:07.004
33	4:036	2:09.229	33	6:158	2:08.586	33	7:888	2:08.171	33	9:678	2:08.028	33	11:883	2:08.518
27	5:466	2:10.659	27	8:977	2:09.975	27	12:241	2:09.705	27	16:467	2:10.464	27	20:263	2:10.109
31	6:666	2:11.859	31	10:182	2:09.980	31	13:961	2:10.220	31	17:352	2:09.629	31	20:852	2:09.813
311	9:017	2:14.210	311	15:387	2:12.834	311	21:763	2:12.817	311	27:939	2:12.414	311	34:374	2:12.748
2	9:381	2:14.574	2	16:187	2:13.270	2	22:455	2:12.709	2	28:841	2:12.624	2	36:136	2:13.608

Weather / Track : Sunny / Dry

Circuit of the Americas (II)

GT World Challenge America powered by aws / GTSC

RACE 2 - LAP CHART

LAP 6 @ 13:27:55.704			LAP 7 @ 13:30:02.068			LAP 8 @ 13:32:08.968			LAP 9 @ 13:34:15.936			LAP 10 @ 13:36:22.924		
NO	BEHIND	LAP TIME	NO	BEHIND	LAP TIME	NO	BEHIND	LAP TIME	NO	BEHIND	LAP TIME	NO	BEHIND	LAP TIME
20		2:06.442	20		2:06.364	20		2:06.900	20		2:06.968	20		2:06.988
1	1.607	2:06.531	1	1.837	2:06.594	1	1.813	2:06.876	1	1.826	2:06.981	1	1.788	2:06.950
93	4.895	2:07.117	93	5.580	2:07.049	93	6.047	2:07.367	93	6.419	2:07.340	93	6.888	2:07.457
80	5.767	2:06.940	80	6.412	2:07.009	80	6.759	2:07.247	80	7.124	2:07.333	80	7.759	2:07.623
63	6.384	2:07.104	63	7.116	2:07.096	63	7.434	2:07.218	63	7.860	2:07.394	63	8.252	2:07.380
33	14.174	2:08.733	33	16.750	2:08.940	33	18.956	2:09.106	33	20.944	2:08.956	33	23.014	2:09.058
27	24.025	2:10.204	31	28.765	2:10.860	31	31.817	2:09.952	31	35.046	2:10.197	31	37.732	2:09.674
31	24.269	2:09.859	27	29.947	2:12.286	27	33.169	2:10.122	27	36.107	2:09.906	27	39.324	2:10.205
311	41.135	2:13.203	311	49.078	2:14.307	311	55.781	2:13.603	311	1:02.730	2:13.917	311	1:09.223	2:13.481
2	44.328	2:14.634	2	52.547	2:14.583	2	59.808	2:14.161	2	1:06.831	2:13.991	2	1:14.586	2:14.743

Weather / Track : Sunny / Dry

Circuit of the Americas (II)

GT World Challenge America powered by aws / GTSC

RACE 2 - LAP CHART

LAP 11 @ 13:38:29.736			LAP 12 @ 13:40:36.436			LAP 13 @ 13:42:43.198			LAP 14 @ 13:44:50.098			LAP 15 @ 13:46:56.580		
NO	BEHIND	LAP TIME	NO	BEHIND	LAP TIME	NO	BEHIND	LAP TIME	NO	BEHIND	LAP TIME	NO	BEHIND	LAP TIME
20		2:06.812	20		2:06.700	20		2:06.762	20		2:06.900	20		2:06.482
1	1.871	2:06.895	1	2:045	2:06.874	1	2:569	2:07.286	1	2:680	2:07.011	1	2:936	2:06.738
93	7.112	2:07.036	93	7.931	2:07.519	93	8.736	2:07.567	80	9.726	2:07.352	80	10.821	2:07.577
80	8.124	2:07.177	80	8.682	2:07.258	80	9.274	2:07.354	93	10.198	2:08.362	93	11.642	2:07.926
63	8.657	2:07.217	63	9.260	2:07.303	63	10.115	2:07.617	63	10.844	2:07.629	63	12.164	2:07.802
33	25.821	2:09.619	33	28.151	2:09.030	33	30.612	2:09.223	33	33.179	2:09.467	33	35.470	2:08.773
31	41.109	2:10.189	31	44.173	2:09.764	31	47.228	2:09.817	31	51.084	2:10.756	31	55.316	2:10.714
27	42.861	2:10.349	27	46.972	2:10.811	27	50.660	2:10.450	27	54.014	2:10.254	27	56.967	2:09.435
311	1:16.497	2:14.086	311	1:23.911	2:14.114	311	1:30.804	2:13.655	311	1:38.540	2:14.636	311	1:46.078	2:14.020
2	1:22.515	2:14.741	2	1:30.562	2:14.747	2	1:38.487	2:14.687	2	1:45.927	2:14.340	2	1:53.941	2:14.496

Weather / Track : Sunny / Dry

Circuit of the Americas (II)

GT World Challenge America powered by aws / GTSC

RACE 2 - LAP CHART

LAP 16 @ 13:49:03.617			LAP 17 @ 13:51:10.545			LAP 18 @ 13:53:17.511			LAP 19 @ 13:55:24.518			LAP 20 @ 13:57:31.194		
NO	BEHIND	LAP TIME	NO	BEHIND	LAP TIME	NO	BEHIND	LAP TIME	NO	BEHIND	LAP TIME	NO	BEHIND	LAP TIME
20		2:07.037	20		2:06.928	20		2:06.966	20		2:07.007	20		2:06.676
1	3.440	2:07.541	1	3.874	2:07.362	1	4.258	2:07.350	311	1 Lap	2:14.254	1	6.074	2:07.774
80	11.038	2:07.254	80	11.299	2:07.189	2	1 Lap	2:19.116	1	4.976	2:07.725	311	1 Lap	2:16.357
93	12.373	2:07.768	93	13.339	2:07.894	80	12.006	2:07.673	80	12.148	2:07.149	80	13.072	2:07.600
63	13.108	2:07.981	63	14.063	2:07.883	93	14.605	2:08.232	93	14.930	2:07.332	93	15.425	2:07.171
33	37.496	2:09.063	33	39.632	2:09.064	63	14.837	2:07.740	63	15.508	2:07.678	63	16.003	2:07.171
31	59.112	2:10.833	31	1:02.517	2:10.333	33	41.570	2:08.904	2	1 Lap	2:20.240	2	1 Lap	2:15.491
27	1:00.804	2:10.874	27	1:03.323	2:09.447	31	1:06.357	2:10.806	33	42.898	2:08.335	33	45.077	2:08.855
311	1:53.201	2:14.160	311	2:00.786	2:14.513	27	1:07.164	2:10.807	31	1:15.404	2:16.054			
2	2:01.578	2:14.674							27	1:51.461	2:51.304			

Weather / Track : Sunny / Dry

Circuit of the Americas (II)

GT World Challenge America powered by aws / GTSC

RACE 2 - LAP CHART

LAP 21 @ 13:59:37.967			LAP 22 @ 14:01:45.032			LAP 23 @ 14:03:51.757			LAP 24 @ 14:05:58.721			LAP 25 @ 14:08:10.260		
NO	BEHIND	LAP TIME	NO	BEHIND	LAP TIME	NO	BEHIND	LAP TIME	NO	BEHIND	LAP TIME	NO	BEHIND	LAP TIME
20		2:06.773	20		2:07.065	20		2:06.725	20		2:06.964	20		2:11.539 P
1	6.207	2:06.906	1	6.169	2:07.027	1	6.176	2:06.732	1	5.953	2:06.741	1	5.598	2:11.184 P
80	13.695	2:07.396	80	14.073	2:07.443	63	17.509	2:06.917	63	17.955	2:07.410	63	18.293	2:11.877 P
93	16.415	2:07.763	63	17.317	2:07.584	93	19.339	2:07.972	93	21.006	2:08.631	93	22.437	2:12.970 P
63	16.798	2:07.568	93	18.092	2:08.742	80	20.884	2:13.536 P	80	1:38.335	3:24.415	80	1:37.721	2:10.925
33	47.115	2:08.811	33	54.582	2:14.532 P	33	204.610	3:16.753	33	2:04.542	2:06.896	33	2:00.353	2:07.350

Weather / Track : Sunny / Dry

Circuit of the Americas (II)

GT World Challenge America powered by aws / GTSC

RACE 2 - LAP CHART

LAP 26 @ 14:11:28.726			LAP 27 @ 14:13:39.739			LAP 28 @ 14:15:51.659			LAP 29 @ 14:18:01.557			LAP 30 @ 14:20:08.715		
NO	BEHIND	LAP TIME	NO	BEHIND	LAP TIME	NO	BEHIND	LAP TIME	NO	BEHIND	LAP TIME	NO	BEHIND	LAP TIME
20		3:18.466	20		2:11.013	1		2:11.627	1		2:09.898	1		2:07.158
1	2.906	3:15.774	1	0.293	2:08.400	20	0.800	2:12.720	20	2.242	2:11.340	20	5.548	2:10.464
63	16.761	3:16.934	93	15.821	2:08.288	93	12.753	2:08.852	93	10.981	2:08.126	93	12.089	2:08.266
93	18.546	3:14.575	63	16.653	2:10.905	63	14.496	2:09.763	63	14.242	2:09.644	63	17.103	2:10.019
80	29.951	2:10.696	80	30.087	2:11.149	80	29.047	2:10.880	80	30.368	2:11.219	80	33.790	2:10.580
33	49.157	2:07.270	33	45.631	2:07.487	33	41.102	2:07.391	33	38.343	2:07.139	33	38.890	2:07.705

Weather / Track : Sunny / Dry

Circuit of the Americas (II)

GT World Challenge America powered by aws / GTSC

RACE 2 - LAP CHART

LAP 31 @ 14:22:20.491			LAP 32 @ 14:24:30.319			LAP 33 @ 14:26:39.786			LAP 34 @ 14:28:48.327			LAP 35 @ 14:30:56.421		
NO	BEHIND	LAP TIME	NO	BEHIND	LAP TIME	NO	BEHIND	LAP TIME	NO	BEHIND	LAP TIME	NO	BEHIND	LAP TIME
1		211.776	1		209.828	1		209.467	1		208.541	1		208.094
20	3.904	210.132	20	4.009	209.933	20	4.666	210.124	20	6.164	210.039	93	8.340	209.915
93	8.980	208.667	93	7.701	208.549	93	6.696	208.462	93	6.519	208.364	20	10.042	211.972
63	14.785	209.458	63	14.434	209.477	63	14.801	209.834	63	16.827	210.567	63	19.332	210.599
80	33.586	211.572	33	33.175	208.427	33	31.205	207.497	33	30.715	208.051	33	30.022	207.401
33	34.576	207.462	80	35.436	211.678	80	36.824	210.855	80	40.102	211.819	80	43.761	211.753

Weather / Track : Sunny / Dry

Circuit of the Americas (II)

GT World Challenge America powered by aws / GTSC

RACE 2 - LAP CHART

LAP 36 @ 14:33:04.581			LAP 37 @ 14:35:12.031			LAP 38 @ 14:37:19.774			LAP 39 @ 14:39:29.066			LAP 40 @ 14:41:38.312		
NO	BEHIND	LAP TIME	NO	BEHIND	LAP TIME	NO	BEHIND	LAP TIME	NO	BEHIND	LAP TIME	NO	BEHIND	LAP TIME
1		2:08.160	1		2:07.450	1		2:07.743	1		2:09.292	1		2:09.246
93	9.345	2:09.165	93	10.295	2:08.400	93	10.682	2:08.130	93	10.165	2:08.775	93	9.043	2:08.124
20	12.624	2:10.742	20	15.669	2:10.495	20	17.660	2:09.734	20	18.248	2:09.880	20	18.910	2:09.908
63	22.093	2:10.921	63	24.796	2:10.153	63	27.000	2:09.947	33	28.547	2:08.232	33	27.890	2:08.589
33	29.539	2:07.677	33	29.732	2:07.643	33	29.607	2:07.618	63	28.553	2:10.845	63	31.307	2:12.000
80	47.535	2:11.934	80	51.869	2:11.784	80	55.538	2:11.412	80	58.405	2:12.159	80	1:01.020	2:11.861

Weather / Track : Sunny / Dry

Circuit of the Americas (II)

GT World Challenge America powered by aws / GTSC

RACE 2 - LAP CHART

LAP 41 @ 14:43:46.740			LAP 42 @ 14:45:57.614		
NO	BEHIND	LAP TIME	NO	BEHIND	LAP TIME
1		2:08.428	1		2:10.874
93	9.773	2:09.158	93	7.903	2:09.004
20	21.180	2:10.698	20	21.180	2:10.874
33	26.668	2:07.206	33	23.427	2:07.633
63	33.579	2:10.700	63	33.151	2:10.446
80	1:05.035	2:12.443	80	1:06.898	2:12.737

Weather / Track : Sunny / Dry

Circuit of the Americas (II)

GT World Challenge America powered by aws / GTSC

RACE 2 - POSITION CHART

No	Name	Lap Pos																																		
			1	2	3	4	5	6	7	8	9	10	11	12	13	14	15	16	17	18	19	20	21	22	23	24	25	26	27	28	29	30	31	32	33	
1	Squadra Corse	1	20	20	20	20	20	20	20	20	20	20	20	20	20	20	20	20	20	20	20	20	20	20	20	20	20	20	20	20	20	20	20	20	20	20
20	Wright Motorsports	2	1	1	1	1	1	1	1	1	1	1	1	1	1	1	1	1	1	1	1	1	1	1	1	1	1	1	1	1	1	1	1	1	1	1
63	DXDT Racing	3	93	93	93	93	93	93	93	93	93	93	93	93	93	93	93	93	93	93	93	93	93	93	93	93	93	93	93	93	93	93	93	93	93	93
93	Racers Edge Motorsport	4	80	80	80	80	80	80	80	80	80	80	80	80	80	80	80	80	80	80	80	80	80	80	80	80	80	80	80	80	80	80	80	80	80	80
80	Racers Edge Motorsport	5	63	63	63	63	63	63	63	63	63	63	63	63	63	63	63	63	63	63	63	63	63	63	63	63	63	63	63	63	63	63	63	63	63	63
33	Winward Racing	6	33	33	33	33	33	33	33	33	33	33	33	33	33	33	33	33	33	33	33	33	33	33	33	33	33	33	33	33	33	33	33	33	33	33
27	Daskalos Motorsports	7	27	27	27	27	27	27	27	31	31	31	31	31	31	31	31	31	31	31	31	31	31	31	31	31	31	31	31	31	31	31	31	31	31	
31	TR3 Racing	8	31	31	31	31	31	31	27	27	27	27	27	27	27	27	27	27	27	27	27	27	27	27	27	27	27	27	27	27	27	27	27	27	27	27
311	311RS Motorsport	9	311	311	311	311	311	311	311	311	311	311	311	311	311	311	311	311	311	311	311	311	311	311	311	311	311	311	311	311	311	311	311	311	311	311
2	GMG Racing	10	2	2	2	2	2	2	2	2	2	2	2	2	2	2	2	2	2	2	2	2	2	2	2	2	2	2	2	2	2	2	2	2	2	2

Weather / Track : Sunny / Dry

Circuit of the Americas
 Circuit Length = 5.513 km
 Start: 13:15 Flag 14:45 End: 14:50

Circuit of the Americas (II)

GT World Challenge America powered by aws / GTSC

RACE 2 - POSITION CHART

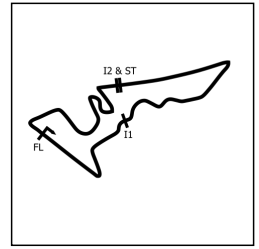
No	Name	Lap Pos	Lap									
			34	35	36	37	38	39	40	41	42	
1	Squadra Corse	1	1	1	1	1	1	1	1	1	1	1
20	Wright Motorsports	2	20	93	93	93	93	93	93	93	93	93
63	DXDT Racing	3	93	20	20	20	20	20	20	20	20	20
93	Racers Edge Motorsport	4	63	63	63	63	63	33	33	33	33	33
80	Racers Edge Motorsport	5	33	33	33	33	33	63	63	63	63	63
33	Winward Racing	6	80	80	80	80	80	80	80	80	80	80
27	Daskalos Motorsports	7										
31	TR3 Racing	8										
311	311RS Motorsport	9										
2	GMG Racing	10										

Weather / Track : Sunny / Dry

Circuit of the Americas (II)

GT World Challenge America powered by aws / GTSC

RACE 2 - SECTOR ANALYSIS



SECTOR 1 = FL to I1, SECTOR 2 = I1 to I2, SECTOR 3 = I2 to FL, DIFF = Difference To Personal Best Lap, P = Crossed Finish Line in Pit Lane, D = Time Disallowed

P1		1 Pro/Am Squadra Corse			Ferrari 488 GT3			
IDEAL LAP TIME : 2:05.993		BEST LAP TIME : 2:06.293			DIFFERENCE : 0.300			
D1: Martin FUENTES		D2: Rodrigo BAPTISTA						
LAP	SECTOR 1	SECTOR 2	SECTOR 3	LAP TIME	KPH	DIFF	TIME OF DAY	
1 - D2		49.027	258.9	51.356	2:06.386	157.03	0.093	13:17:24.999
2 - D2	26.667	48.472	257.7	51.194	2:06.333 (2)	157.09	0.040	13:19:31.332
3 - D2	26.701	48.559	257.1	51.445	2:06.705	156.63	0.412	13:21:38.037
4 - D2	26.786	48.276	259.6	51.388	2:06.450 (3)	156.95	0.157	13:23:44.487
5 - D2	26.794	48.253	258.9	51.246	2:06.293 (1)	157.14		13:25:50.780
6 - D2	26.679	48.331	257.7	51.521	2:06.531	156.85	0.238	13:27:57.311
7 - D2	26.734	48.336	257.7	51.524	2:06.594	156.77	0.301	13:30:03.905
8 - D2	26.912	48.446	258.3	51.518	2:06.876	156.42	0.583	13:32:10.781
9 - D2	26.891	48.549	257.7	51.541	2:06.981	156.29	0.688	13:34:17.762
10 - D2	26.785	48.707	257.7	51.458	2:06.950	156.33	0.657	13:36:24.712
11 - D2	26.792	48.563	258.3	51.540	2:06.895	156.40	0.602	13:38:31.607
12 - D2	26.821	48.563	259.6	51.490	2:06.874	156.42	0.581	13:40:38.481
13 - D2	26.881	48.443	258.3	51.962	2:07.286	155.92	0.993	13:42:45.767
14 - D2	26.840	48.520	258.9	51.651	2:07.011	156.26	0.718	13:44:52.778
15 - D2	26.820	48.315	258.9	51.603	2:06.738	156.59	0.445	13:46:59.516
16 - D2	26.894	48.988	258.9	51.659	2:07.541	155.61	1.248	13:49:07.057
17 - D2	26.875	48.617	258.9	51.870	2:07.362	155.82	1.069	13:51:14.419
18 - D2	26.927	48.443	260.2	51.980	2:07.350	155.84	1.057	13:53:21.769
19 - D2	26.857	48.743	254.1	52.125	2:07.725	155.38	1.432	13:55:29.494
20 - D2	26.885	49.114	259.6	51.775	2:07.774	155.32	1.481	13:57:37.268
21 - D2	26.837	48.567	259.6	51.502	2:06.906	156.38	0.613	13:59:44.174
22 - D2	26.777	48.561	258.9	51.689	2:07.027	156.24	0.734	14:01:51.201
23 - D2	26.724	48.462	258.9	51.546	2:06.732	156.60	0.439	14:03:57.933
24 - D2	26.933	48.132	258.9	51.676	2:06.741	156.59	0.448	14:06:04.674
25 - D2	26.812	48.313	258.3	IN PIT	2:11.184 P	151.28	4.891	14:08:15.858
26 - D1	OUTLAP	49.525	257.1	51.688	3:15.774	101.37	1:09.481	14:11:31.632
27 - D1	27.205	49.044	257.1	52.151	2:08.400	154.57	2.107	14:13:40.032
28 - D1	28.010	50.478	258.3	53.139	2:11.627	150.78	5.334	14:15:51.659
29 - D1	27.431	50.199	257.1	52.268	2:09.898	152.78	3.605	14:18:01.557
30 - D1	27.033	48.658	258.3	51.467	2:07.158	156.07	0.865	14:20:08.715
31 - D1	28.268	50.753	257.7	52.755	2:11.776	150.61	5.483	14:22:20.491
32 - D1	27.332	49.463	257.7	53.033	2:09.828	152.86	3.535	14:24:30.319
33 - D1	27.489	49.591	257.7	52.387	2:09.467	153.29	3.174	14:26:39.786
34 - D1	27.098	49.591	256.5	51.852	2:08.541	154.40	2.248	14:28:48.327
35 - D1	27.280	48.798	257.1	52.016	2:08.094	154.93	1.801	14:30:56.421
36 - D1	27.275	48.769	257.7	52.116	2:08.160	154.85	1.867	14:33:04.581
37 - D1	27.222	48.547	257.7	51.681	2:07.450	155.72	1.157	14:35:12.031
38 - D1	26.969	48.962	258.9	51.812	2:07.743	155.36	1.450	14:37:19.774
39 - D1	27.482	49.348	257.7	52.462	2:09.292	153.50	2.999	14:39:29.066
40 - D1	27.493	49.279	257.7	52.474	2:09.246	153.55	2.953	14:41:38.312
41 - D1	27.335	49.165	258.3	51.928	2:08.428	154.53	2.135	14:43:46.740
42 - D1	27.583	49.329	258.9	53.962	2:10.874	151.64	4.581	14:45:57.614

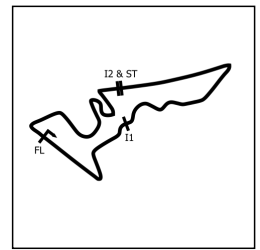
Weather / Track : Sunny / Dry

Circuit of the Americas
 Circuit Length = 5.513 km
 Start: 13:15 Flag 14:45 End: 14:50

Circuit of the Americas (II)

GT World Challenge America powered by aws / GTSC

RACE 2 - SECTOR ANALYSIS



SECTOR 1 = FL to I1, SECTOR 2 = I1 to I2, SECTOR 3 = I2 to FL, DIFF = Difference To Personal Best Lap, P = Crossed Finish Line in Pit Lane, D = Time Disallowed

P2 93 Silver Racers Edge Motorsports		Acura NSX GT3						
IDEAL LAP TIME : 2:06.656		BEST LAP TIME : 2:06.776						
D1: Shelby BLACKSTOCK		D2: Trent HINDMAN						
LAP	SECTOR 1	SECTOR 2	SECTOR 3	LAP TIME	KPH	DIFF	TIME OF DAY	
1 - D2		49.074	257.1	51.776	2:07.213	156.01	0.437	13:17:25.826
2 - D2	27.042	48.574	257.7	51.355	2:06.971 (3)	156.30	0.195	13:19:32.797
3 - D2	26.876	48.447	252.9	51.564	2:06.887 (2)	156.41	0.111	13:21:39.684
4 - D2	26.864	48.482	258.9	51.430	2:06.776 (1)	156.55		13:23:46.460
5 - D2	26.889	48.503	259.6	51.630	2:07.022	156.24	0.246	13:25:53.482
6 - D2	26.917	48.549	260.8	51.651	2:07.117	156.13	0.341	13:28:00.599
7 - D2	26.948	48.499	261.5	51.602	2:07.049	156.21	0.273	13:30:07.648
8 - D2	26.948	48.713	255.3	51.706	2:07.367	155.82	0.591	13:32:15.015
9 - D2	27.039	48.738	255.9	51.563	2:07.340	155.85	0.564	13:34:22.355
10 - D2	26.900	49.073	252.9	51.484	2:07.457	155.71	0.681	13:36:29.812
11 - D2	26.947	48.669	256.5	51.420	2:07.036	156.22	0.260	13:38:36.848
12 - D2	26.884	48.906	257.7	51.729	2:07.519	155.63	0.743	13:40:44.367
13 - D2	26.927	48.717	258.9	51.923	2:07.567	155.57	0.791	13:42:51.934
14 - D2	26.936	48.788	260.2	52.638	2:08.362	154.61	1.586	13:45:00.296
15 - D2	27.051	48.792	255.3	52.083	2:07.926	155.14	1.150	13:47:08.222
16 - D2	27.031	48.827	259.6	51.910	2:07.768	155.33	0.992	13:49:15.990
17 - D2	27.122	48.673	259.6	52.099	2:07.894	155.18	1.118	13:51:23.884
18 - D2	27.166	48.680	257.7	52.386	2:08.232	154.77	1.456	13:53:32.116
19 - D2	27.042	48.602	260.2	51.688	2:07.332	155.86	0.556	13:55:39.448
20 - D2	26.854	48.622	258.3	51.695	2:07.171	156.06	0.395	13:57:46.619
21 - D2	26.872	48.938	259.6	51.953	2:07.763	155.34	0.987	13:59:54.382
22 - D2	26.961	49.385	260.2	52.396	2:08.742	154.15	1.966	14:02:03.124
23 - D2	26.982	48.838	260.2	52.152	2:07.972	155.08	1.196	14:04:11.096
24 - D2	27.094	49.149	254.1	52.388	2:08.631	154.29	1.855	14:06:19.727
25 - D2	27.056	49.232	254.1	IN PIT	2:12.970 P	149.25	6.194	14:08:32.697
26 - D1	OUTLAP	49.729	255.3	52.375	3:14.575	102.00	1:07.799	14:11:47.272
27 - D1	27.235	49.019	259.6	52.034	2:08.288	154.70	1.512	14:13:55.560
28 - D1	27.346	49.620	258.3	51.886	2:08.852	154.02	2.076	14:16:04.412
29 - D1	27.194	49.155	259.6	51.777	2:08.126	154.90	1.350	14:18:12.538
30 - D1	27.226	48.977	262.7	52.063	2:08.266	154.73	1.490	14:20:20.804
31 - D1	27.432	49.093	258.9	52.142	2:08.667	154.24	1.891	14:22:29.471
32 - D1	27.383	49.164	257.1	52.002	2:08.549	154.39	1.773	14:24:38.020
33 - D1	27.350	49.140	262.1	51.972	2:08.462	154.49	1.686	14:26:46.482
34 - D1	27.107	49.252	252.3	52.005	2:08.364	154.61	1.588	14:28:54.846
35 - D1	27.617	50.001	257.1	52.297	2:09.915	152.76	3.139	14:31:04.761
36 - D1	27.022	50.056	257.7	52.087	2:09.165	153.65	2.389	14:33:13.926
37 - D1	27.173	49.305	259.6	51.922	2:08.400	154.57	1.624	14:35:22.326
38 - D1	27.118	49.012	257.1	52.000	2:08.130	154.89	1.354	14:37:30.456
39 - D1	27.172	49.450	257.7	52.153	2:08.775	154.11	1.999	14:39:39.231
40 - D1	27.166	49.015	257.7	51.943	2:08.124	154.90	1.348	14:41:47.355
41 - D1	27.140	49.405	258.3	52.613	2:09.158	153.66	2.382	14:43:56.513
42 - D1	27.212	49.576	255.3	52.216	2:09.004	153.84	2.228	14:46:05.517

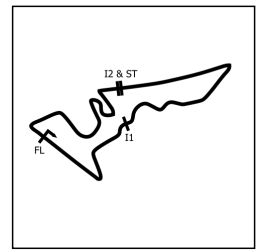
Weather / Track : Sunny / Dry

Circuit of the Americas
 Circuit Length = 5.513 km
 Start: 13:15 Flag 14:45 End: 14:50

Circuit of the Americas (II)

GT World Challenge America powered by aws / GTSC

RACE 2 - SECTOR ANALYSIS



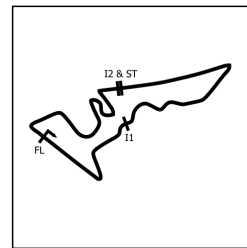
SECTOR 1 = FL to I1, SECTOR 2 = I1 to I2, SECTOR 3 = I2 to FL, DIFF = Difference To Personal Best Lap, P = Crossed Finish Line in Pit Lane, D = Time Disallowed

P3 20 Pro/Am Wright Motorsports		Porsche 911 GT3 R (991.II)						
IDEAL LAP TIME : 2:06.084		BEST LAP TIME : 2:06.238		DIFFERENCE : 0.154				
D1: Fred POORDAD		D2: Jan HEYLEN						
LAP	SECTOR 1	SECTOR 2	SECTOR 3	LAP TIME	KPH	DIFF	TIME OF DAY	
1 - D2		48.894	257.7	51.171	2:05.193	158.52		13:17:23.806
2 - D2	26.563	48.548	255.3	51.353	2:06.464	156.93	0.226	13:19:30.270
3 - D2	26.682	48.519	255.3	51.240	2:06.441	156.96	0.203	13:21:36.711
4 - D2	26.607	48.410	257.1	51.221	2:06.238 (1)	157.21		13:23:42.949
5 - D2	26.675	48.453	257.7	51.185	2:06.313 (2)	157.12	0.075	13:25:49.262
6 - D2	26.661	48.477	256.5	51.304	2:06.442	156.96	0.204	13:27:55.704
7 - D2	26.700	48.350	256.5	51.314	2:06.364 (3)	157.06	0.126	13:30:02.068
8 - D2	26.648	48.614	256.5	51.638	2:06.900	156.39	0.662	13:32:08.968
9 - D2	26.829	48.757	255.3	51.382	2:06.968	156.31	0.730	13:34:15.936
10 - D2	26.747	48.797	255.3	51.444	2:06.988	156.28	0.750	13:36:22.924
11 - D2	26.723	48.678	257.1	51.411	2:06.812	156.50	0.574	13:38:29.736
12 - D2	26.583	48.742	257.7	51.375	2:06.700	156.64	0.462	13:40:36.436
13 - D2	26.620	48.615	257.7	51.527	2:06.762	156.56	0.524	13:42:43.198
14 - D2	26.716	48.745	258.9	51.439	2:06.900	156.39	0.662	13:44:50.098
15 - D2	26.677	48.458	256.5	51.347	2:06.482	156.91	0.244	13:46:56.580
16 - D2	26.713	48.878	257.1	51.446	2:07.037	156.22	0.799	13:49:03.617
17 - D2	26.715	48.517	257.7	51.696	2:06.928	156.36	0.690	13:51:10.545
18 - D2	26.709	48.833	257.7	51.424	2:06.966	156.31	0.728	13:53:17.511
19 - D2	26.643	48.598	258.9	51.766	2:07.007	156.26	0.769	13:55:24.518
20 - D2	26.601	48.451	257.7	51.624	2:06.676	156.67	0.438	13:57:31.194
21 - D2	26.641	48.634	258.3	51.498	2:06.773	156.55	0.535	13:59:37.967
22 - D2	26.696	48.654	257.1	51.715	2:07.065	156.19	0.827	14:01:45.032
23 - D2	26.568	48.536	257.7	51.621	2:06.725	156.61	0.487	14:03:51.757
24 - D2	26.670	48.536	258.3	51.758	2:06.964	156.31	0.726	14:05:58.721
25 - D2	26.664	48.841	258.3	IN PIT	2:11.539 P	150.88	5.301	14:08:10.260
26 - D1	OUTLAP	50.561	255.3	53.325	3:18.466	100.00	1:12.228	14:11:28.726
27 - D1	27.440	50.499	255.3	53.074	2:11.013	151.48	4.775	14:13:39.739
28 - D1	27.859	50.320	256.5	54.541	2:12.720	149.53	6.482	14:15:52.459
29 - D1	27.853	50.445	257.7	53.042	2:11.340	151.11	5.102	14:18:03.799
30 - D1	27.555	50.113	256.5	52.796	2:10.464	152.12	4.226	14:20:14.263
31 - D1	27.684	49.975	256.5	52.473	2:10.132	152.51	3.894	14:22:24.395
32 - D1	27.415	49.698	255.9	52.820	2:09.933	152.74	3.695	14:24:34.328
33 - D1	27.507	49.747	256.5	52.870	2:10.124	152.52	3.886	14:26:44.452
34 - D1	27.499	49.754	255.3	52.786	2:10.039	152.62	3.801	14:28:54.491
35 - D1	27.565	50.453	254.1	53.954	2:11.972	150.38	5.734	14:31:06.463
36 - D1	27.601	50.089	255.9	53.052	2:10.742	151.80	4.504	14:33:17.205
37 - D1	27.625	50.297	256.5	52.573	2:10.495	152.08	4.257	14:35:27.700
38 - D1	27.497	49.884	257.1	52.353	2:09.734	152.98	3.496	14:37:37.434
39 - D1	27.130	50.127	257.1	52.623	2:09.880	152.80	3.642	14:39:47.314
40 - D1	27.583	49.656	256.5	52.669	2:09.908	152.77	3.670	14:41:57.222
41 - D1	27.571	49.993	257.1	53.134	2:10.698	151.85	4.460	14:44:07.920
42 - D1	27.622	50.166	256.5	53.086	2:10.874	151.64	4.636	14:46:18.794

Circuit of the Americas (II)

GT World Challenge America powered by aws / GTSC

RACE 2 - SECTOR ANALYSIS



SECTOR 1 = FL to I1, SECTOR 2 = I1 to I2, SECTOR 3 = I2 to FL, DIFF = Difference To Personal Best Lap, P = Crossed Finish Line in Pit Lane, D = Time Disallowed

P4 33 Silver Winward Racing		Mercedes-AMG GT3						
IDEAL LAP TIME : 2:06.807		BEST LAP TIME : 2:06.896		DIFFERENCE : 0.089				
D1: Alec UDELL		D2: Russell WARD						
LAP	SECTOR 1	SECTOR 2	SECTOR 3	LAP TIME	KPH	DIFF	TIME OF DAY	
1 - D2		49.996	254.7	52.055	2:09.229	153.57	2.333	13:17:27.842
2 - D2	27.280	49.260	253.5	52.046	2:08.586	154.34	1.690	13:19:36.428
3 - D2	27.082	49.368	252.9	51.721	2:08.171	154.84	1.275	13:21:44.599
4 - D2	27.126	49.178	255.3	51.724	2:08.028	155.01	1.132	13:23:52.627
5 - D2	27.032	49.360	255.9	52.126	2:08.518	154.42	1.622	13:26:01.145
6 - D2	27.117	49.782	254.7	51.834	2:08.733	154.17	1.837	13:28:09.878
7 - D2	27.072	49.413	253.5	52.455	2:08.940	153.92	2.044	13:30:18.818
8 - D2	27.149	49.588	254.7	52.369	2:09.106	153.72	2.210	13:32:27.924
9 - D2	27.328	49.505	254.1	52.123	2:08.956	153.90	2.060	13:34:36.880
10 - D2	26.948	49.726	254.7	52.384	2:09.058	153.78	2.162	13:36:45.938
11 - D2	27.330	49.992	255.3	52.297	2:09.619	153.11	2.723	13:38:55.557
12 - D2	27.263	49.510	255.9	52.257	2:09.030	153.81	2.134	13:41:04.587
13 - D2	27.170	49.940	255.3	52.113	2:09.223	153.58	2.327	13:43:13.810
14 - D2	27.217	49.619	256.5	52.631	2:09.467	153.29	2.571	13:45:23.277
15 - D2	27.241	49.398	255.3	52.134	2:08.773	154.12	1.877	13:47:32.050
16 - D2	27.274	49.532	255.3	52.257	2:09.063	153.77	2.167	13:49:41.113
17 - D2	27.495	49.317	255.9	52.252	2:09.064	153.77	2.168	13:51:50.177
18 - D2	27.329	49.299	256.5	52.276	2:08.904	153.96	2.008	13:53:59.081
19 - D2	27.105	49.369	256.5	51.861	2:08.335	154.64	1.439	13:56:07.416
20 - D2	27.144	49.384	257.1	52.327	2:08.855	154.02	1.959	13:58:16.271
21 - D2	27.158	49.098	256.5	52.555	2:08.811	154.07	1.915	14:00:25.082
22 - D2	27.469	49.661	255.9	IN PIT	2:14.532	P 147.52	7.636	14:02:39.614
23 - D1	OUTLAP	49.115	254.7	51.564	3:16.753	100.87	1:09.857	14:05:56.367
24 - D1	26.954	48.517	255.3	51.425	2:06.896 (1)	156.40		14:08:03.263
25 - D1	27.243	48.583	254.7	51.524	2:07.350	155.84	0.454	14:10:10.613
26 - D1	26.889	48.685	255.9	51.696	2:07.270	155.94	0.374	14:12:17.883
27 - D1	26.961	48.749	254.7	51.777	2:07.487	155.67	0.591	14:14:25.370
28 - D1	26.993	48.678	255.9	51.720	2:07.391	155.79	0.495	14:16:32.761
29 - D1	26.893	48.592	255.9	51.654	2:07.139	(2) 156.10	0.243	14:18:39.900
30 - D1	27.011	49.036	255.9	51.658	2:07.705	155.41	0.809	14:20:47.605
31 - D1	26.933	48.673	256.5	51.856	2:07.462	155.70	0.566	14:22:55.067
32 - D1	27.455	49.247	255.9	51.725	2:08.427	154.53	1.531	14:25:03.494
33 - D1	27.023	48.759	255.3	51.715	2:07.497	155.66	0.601	14:27:10.991
34 - D1	27.084	49.149	254.7	51.818	2:08.051	154.99	1.155	14:29:19.042
35 - D1	26.919	48.697	255.3	51.785	2:07.401	155.78	0.505	14:31:26.443
36 - D1	26.988	48.803	255.3	51.886	2:07.677	155.44	0.781	14:33:34.120
37 - D1	26.865	48.911	255.9	51.867	2:07.643	155.48	0.747	14:35:41.763
38 - D1	27.006	48.961	256.5	51.651	2:07.618	155.51	0.722	14:37:49.381
39 - D1	27.080	48.619	257.7	52.533	2:08.232	154.77	1.336	14:39:57.613
40 - D1	27.909	48.794	256.5	51.886	2:08.589	154.34	1.693	14:42:06.202
41 - D1	26.943	48.705	256.5	51.558	2:07.206	(3) 156.02	0.310	14:44:13.408
42 - D1	27.084	48.702	255.9	51.847	2:07.633	155.49	0.737	14:46:21.041

Weather / Track : Sunny / Dry

Circuit of the Americas

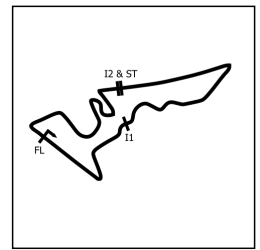
Circuit Length = 5.513 km

Start: 13:15 Flag 14:45 End: 14:50

Circuit of the Americas (II)

GT World Challenge America powered by aws / GTSC

RACE 2 - SECTOR ANALYSIS



SECTOR 1 = FL to I1, SECTOR 2 = I1 to I2, SECTOR 3 = I2 to FL, DIFF = Difference To Personal Best Lap, P = Crossed Finish Line in Pit Lane, D = Time Disallowed

P5 63 Pro/Am DXDT Racing				Mercedes-AMG GT3				
IDEAL LAP TIME : 2:06.609		BEST LAP TIME : 2:06.753		DIFFERENCE : 0.144				
D1: David ASKEW		D2: Ryan DALZIEL						
LAP	SECTOR 1	SECTOR 2	SECTOR 3	LAP TIME	KPH	DIFF	TIME OF DAY	
1 - D2		49.633	254.7	51.572	2:08.019	155.02	1.266	13:17:26.632
2 - D2	27.237	48.742	253.5	51.384	2:07.363	155.82	0.610	13:19:33.995
3 - D2	27.245	48.614	252.3	51.373	2:07.232	155.98	0.479	13:21:41.227
4 - D2	27.082	48.311	255.3	51.360	2:06.753 (1)	156.57		13:23:47.980
5 - D2	27.129	48.283	256.5	51.592	2:07.004 (3)	156.26	0.251	13:25:54.984
6 - D2	27.091	48.493	255.3	51.520	2:07.104	156.14	0.351	13:28:02.088
7 - D2	27.147	48.576	254.1	51.373	2:07.096	156.15	0.343	13:30:09.184
8 - D2	27.179	48.488	254.1	51.551	2:07.218	156.00	0.465	13:32:16.402
9 - D2	27.107	48.704	253.5	51.583	2:07.394	155.79	0.641	13:34:23.796
10 - D2	27.047	48.658	254.7	51.675	2:07.380	155.80	0.627	13:36:31.176
11 - D2	27.143	48.546	254.7	51.528	2:07.217	156.00	0.464	13:38:38.393
12 - D2	27.068	48.565	256.5	51.670	2:07.303	155.90	0.550	13:40:45.696
13 - D2	27.176	48.706	255.3	51.735	2:07.617	155.51	0.864	13:42:53.313
14 - D2	27.110	48.575	256.5	51.944	2:07.629	155.50	0.876	13:45:00.942
15 - D2	27.127	48.774	255.9	51.901	2:07.802	155.29	1.049	13:47:08.744
16 - D2	27.214	48.882	254.7	51.885	2:07.981	155.07	1.228	13:49:16.725
17 - D2	27.135	48.974	255.9	51.774	2:07.883	155.19	1.130	13:51:24.608
18 - D2	27.163	48.612	257.1	51.965	2:07.740	155.36	0.987	13:53:32.348
19 - D2	27.285	48.583	257.1	51.810	2:07.678	155.44	0.925	13:55:40.026
20 - D2	26.966	48.509	256.5	51.696	2:07.171	156.06	0.418	13:57:47.197
21 - D2	27.021	48.867	256.5	51.680	2:07.568	155.57	0.815	13:59:54.765
22 - D2	27.056	48.640	253.5	51.888	2:07.584	155.55	0.831	14:02:02.349
23 - D2	27.043	48.285	254.7	51.589	2:06.917 (2)	156.37	0.164	14:04:09.266
24 - D2	27.205	48.397	254.1	51.808	2:07.410	155.77	0.657	14:06:16.676
25 - D2	27.096	48.637	254.1	IN PIT	2:11.877 P	150.49	5.124	14:08:28.553
26 - D1	OUTLAP	50.555	251.7	52.101	3:16.934	100.77	1:10.181	14:11:45.487
27 - D1	27.764	50.199	252.9	52.942	2:10.905	151.61	4.152	14:13:56.392
28 - D1	27.433	49.928	253.5	52.402	2:09.763	152.94	3.010	14:16:06.155
29 - D1	27.493	49.620	253.5	52.531	2:09.644	153.08	2.891	14:18:15.799
30 - D1	27.729	49.569	252.9	52.721	2:10.019	152.64	3.266	14:20:25.818
31 - D1	27.491	49.711	252.9	52.256	2:09.458	153.30	2.705	14:22:35.276
32 - D1	27.281	49.992	252.3	52.204	2:09.477	153.28	2.724	14:24:44.753
33 - D1	27.485	49.792	252.3	52.557	2:09.834	152.86	3.081	14:26:54.587
34 - D1	27.558	50.137	251.7	52.872	2:10.567	152.00	3.814	14:29:05.154
35 - D1	27.794	50.279	252.3	52.526	2:10.599	151.96	3.846	14:31:15.753
36 - D1	27.677	50.707	251.7	52.537	2:10.921	151.59	4.168	14:33:26.674
37 - D1	27.676	49.798	252.9	52.679	2:10.153	152.48	3.400	14:35:36.827
38 - D1	27.452	49.828	252.9	52.667	2:09.947	152.72	3.194	14:37:46.774
39 - D1	27.694	49.895	253.5	53.256	2:10.845	151.68	4.092	14:39:57.619
40 - D1	28.627	50.398	254.1	52.975	2:12.000	150.35	5.247	14:42:09.619
41 - D1	27.795	50.054	252.3	52.851	2:10.700	151.85	3.947	14:44:20.319
42 - D1	27.701	50.126	252.9	52.619	2:10.446	152.14	3.693	14:46:30.765

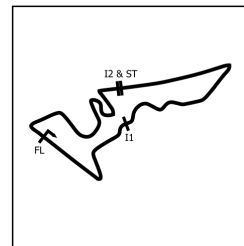
Weather / Track : Sunny / Dry

Circuit of the Americas
 Circuit Length = 5.513 km
 Start: 13:15 Flag 14:45 End: 14:50

Circuit of the Americas (II)

GT World Challenge America powered by aws / GTSC

RACE 2 - SECTOR ANALYSIS



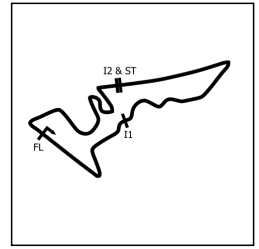
SECTOR 1 = FL to I1, SECTOR 2 = I1 to I2, SECTOR 3 = I2 to FL, DIFF = Difference To Personal Best Lap, P = Crossed Finish Line in Pit Lane, D = Time Disallowed

P6 80 Pro/Am Racers Edge Motorsports		Acura NSX GT3						
IDEAL LAP TIME : 2:06.621		BEST LAP TIME : 2:06.865		DIFFERENCE : 0.244				
D1: Ziad GHANDOUR		D2: Kyle MARCELLI						
LAP	SECTOR 1	SECTOR 2	SECTOR 3	LAP TIME	KPH	DIFF	TIME OF DAY	
1 - D2		49.141	264.7	51.845	2:07.584	155.55	0.719	13:17:26.197
2 - D2	27.153	48.485	257.7	51.805	2:07.443	155.73	0.578	13:19:33.640
3 - D2	26.857	48.428	262.1	51.750	2:07.035	156.23	0.170	13:21:40.675
4 - D2	27.025	48.349	260.2	51.491	2:06.865 (1)	156.44		13:23:47.540
5 - D2	26.939	48.474	260.2	51.578	2:06.991 (3)	156.28	0.126	13:25:54.531
6 - D2	26.891	48.439	258.3	51.610	2:06.940 (2)	156.34	0.075	13:28:01.471
7 - D2	26.920	48.356	256.5	51.733	2:07.009	156.26	0.144	13:30:08.480
8 - D2	27.037	48.357	257.1	51.853	2:07.247	155.97	0.382	13:32:15.727
9 - D2	26.940	48.413	258.9	51.980	2:07.333	155.86	0.468	13:34:23.060
10 - D2	26.879	48.581	265.3	52.163	2:07.623	155.51	0.758	13:36:30.683
11 - D2	26.971	48.273	258.3	51.933	2:07.177	156.05	0.312	13:38:37.860
12 - D2	26.962	48.294	266.6	52.002	2:07.258	155.95	0.393	13:40:45.118
13 - D2	26.976	48.348	260.8	52.030	2:07.354	155.83	0.489	13:42:52.472
14 - D2	26.903	48.336	267.3	52.113	2:07.352	155.84	0.487	13:44:59.824
15 - D2	26.947	48.701	258.3	51.929	2:07.577	155.56	0.712	13:47:07.401
16 - D2	27.063	48.330	256.5	51.861	2:07.254	155.96	0.389	13:49:14.655
17 - D2	27.015	48.301	259.6	51.873	2:07.189	156.04	0.324	13:51:21.844
18 - D2	27.078	48.531	258.9	52.064	2:07.673	155.45	0.808	13:53:29.517
19 - D2	26.990	48.340	258.9	51.819	2:07.149	156.09	0.284	13:55:36.666
20 - D2	26.996	48.771	258.9	51.833	2:07.600	155.53	0.735	13:57:44.266
21 - D2	26.940	48.527	263.4	51.929	2:07.396	155.78	0.531	13:59:51.662
22 - D2	26.900	48.549	258.9	51.994	2:07.443	155.73	0.578	14:01:59.105
23 - D2	27.130	48.957	259.6	IN PIT	2:13.536 P	148.62	6.671	14:04:12.641
24 - D1	OUTLAP	49.622	260.2	53.913	3:24.415	97.09	1:17.550	14:07:37.056
25 - D1	27.994	49.911	258.9	53.020	2:10.925	151.58	4.060	14:09:47.981
26 - D1	27.725	49.971	257.1	53.000	2:10.696	151.85	3.831	14:11:58.677
27 - D1	27.779	49.860	261.5	53.510	2:11.149	151.33	4.284	14:14:09.826
28 - D1	27.985	49.833	259.6	53.062	2:10.880	151.64	4.015	14:16:20.706
29 - D1	27.717	49.940	260.2	53.562	2:11.219	151.24	4.354	14:18:31.925
30 - D1	27.801	49.519	262.7	53.260	2:10.580	151.98	3.715	14:20:42.505
31 - D1	28.140	49.951	256.5	53.481	2:11.572	150.84	4.707	14:22:54.077
32 - D1	27.972	50.400	255.9	53.306	2:11.678	150.72	4.813	14:25:05.755
33 - D1	27.726	49.725	255.9	53.404	2:10.855	151.67	3.990	14:27:16.610
34 - D1	28.019	50.033	256.5	53.767	2:11.819	150.56	4.954	14:29:28.429
35 - D1	28.187	50.124	256.5	53.442	2:11.753	150.63	4.888	14:31:40.182
36 - D1	28.081	50.184	258.9	53.669	2:11.934	150.42	5.069	14:33:52.116
37 - D1	28.111	50.049	255.9	53.624	2:11.784	150.60	4.919	14:36:03.900
38 - D1	28.099	49.942	259.6	53.371	2:11.412	151.02	4.547	14:38:15.312
39 - D1	28.144	50.566	257.1	53.449	2:12.159	150.17	5.294	14:40:27.471
40 - D1	28.153	49.947	257.7	53.761	2:11.861	150.51	4.996	14:42:39.332
41 - D1	28.142	50.310	255.3	53.991	2:12.443	149.85	5.578	14:44:51.775
42 - D1	28.243	50.599	259.6	53.895	2:12.737	149.51	5.872	14:47:04.512

Circuit of the Americas (II)

GT World Challenge America powered by aws / GTSC

RACE 2 - SECTOR ANALYSIS



SECTOR 1 = FL to I1, SECTOR 2 = I1 to I2, SECTOR 3 = I2 to FL, DIFF = Difference To Personal Best Lap, P = Crossed Finish Line in Pit Lane, D = Time Disallowed

P7 31 GT3 TR3 Racing		Ferrari 488 GT3						
IDEAL LAP TIME : 2:09.203		BEST LAP TIME : 2:09.629		DIFFERENCE : 0.426				
D2 Mark ISSA								
LAP	SECTOR 1	SECTOR 2		SECTOR 3	LAP TIME	KPH	DIFF	TIME OF DAY
1 - D2		50.202	253.5	53.278	2:11.859	150.51	2.230	13:17:30.472
2 - D2	27.585	49.524	255.3	52.871	2:09.980	152.69	0.351	13:19:40.452
3 - D2	27.965	49.611	254.7	52.644	2:10.220	152.40	0.591	13:21:50.672
4 - D2	27.732	49.481	256.5	52.416	2:09.629 (1)	153.10		13:24:00.301
5 - D2	27.582	49.353	257.1	52.878	2:09.813	152.88	0.184	13:26:10.114
6 - D2	27.523	49.679	256.5	52.657	2:09.859	152.83	0.230	13:28:19.973
7 - D2	27.882	49.656	252.3	53.322	2:10.860	151.66	1.231	13:30:30.833
8 - D2	27.762	49.286	254.7	52.904	2:09.952	152.72	0.323	13:32:40.785
9 - D2	27.758	49.521	254.7	52.918	2:10.197	152.43	0.568	13:34:50.982
10 - D2	27.662	49.264	254.7	52.748	2:09.674 (2)	153.05	0.045	13:37:00.656
11 - D2	27.726	49.517	255.3	52.946	2:10.189	152.44	0.560	13:39:10.845
12 - D2	27.649	49.353	256.5	52.762	2:09.764 (3)	152.94	0.135	13:41:20.609
13 - D2	27.695	49.290	256.5	52.832	2:09.817	152.88	0.188	13:43:30.426
14 - D2	27.907	49.790	257.1	53.059	2:10.756	151.78	1.127	13:45:41.182
15 - D2	27.953	49.853	255.3	52.908	2:10.714	151.83	1.085	13:47:51.896
16 - D2	27.861	49.616	255.3	53.356	2:10.833	151.69	1.204	13:50:02.729
17 - D2	27.966	49.474	255.9	52.893	2:10.333	152.27	0.704	13:52:13.062
18 - D2	27.781	49.729	256.5	53.296	2:10.806	151.72	1.177	13:54:23.868
19 - D2	27.991	49.955	235.2	58.108	2:16.054	145.87	6.425	13:56:39.922

P8 27 GT3 Daskalos Motorsports		Audi R8 LMS Ultra						
IDEAL LAP TIME : 2:09.062		BEST LAP TIME : 2:09.435		DIFFERENCE : 0.373				
D2 Jason DASKALOS								
LAP	SECTOR 1	SECTOR 2		SECTOR 3	LAP TIME	KPH	DIFF	TIME OF DAY
1 - D2		50.059	256.5	52.630	2:10.659	151.89	1.224	13:17:29.272
2 - D2	27.649	49.903	252.9	52.423	2:09.975	152.69	0.540	13:19:39.247
3 - D2	27.690	49.826	254.1	52.189	2:09.705 (3)	153.01	0.270	13:21:48.952
4 - D2	27.977	50.106	254.7	52.381	2:10.464	152.12	1.029	13:23:59.416
5 - D2	27.678	49.799	255.9	52.632	2:10.109	152.53	0.674	13:26:09.525
6 - D2	27.814	49.662	254.1	52.728	2:10.204	152.42	0.769	13:28:19.729
7 - D2	27.599	50.005	254.1	54.682	2:12.286	150.02	2.851	13:30:32.015
8 - D2	27.846	49.678	255.3	52.598	2:10.122	152.52	0.687	13:32:42.137
9 - D2	27.446	49.732	254.7	52.728	2:09.906	152.77	0.471	13:34:52.043
10 - D2	27.729	49.794	255.3	52.682	2:10.205	152.42	0.770	13:37:02.248
11 - D2	27.803	49.699	255.3	52.847	2:10.349	152.25	0.914	13:39:12.597
12 - D2	27.480	50.145	255.9	53.186	2:10.811	151.72	1.376	13:41:23.408
13 - D2	27.577	50.103	255.3	52.770	2:10.450	152.14	1.015	13:43:33.858
14 - D2	27.572	49.677	257.7	53.005	2:10.254	152.36	0.819	13:45:44.112
15 - D2	27.475	49.664	255.3	52.296	2:09.435 (1)	153.33		13:47:53.547
16 - D2	27.501	49.739	257.7	53.634	2:10.874	151.64	1.439	13:50:04.421
17 - D2	27.542	49.427	257.1	52.478	2:09.447 (2)	153.31	0.012	13:52:13.868
18 - D2	27.492	50.049	258.3	53.266	2:10.807	151.72	1.372	13:54:24.675
19 - D2	27.526	1:27.276	237.3	56.502	2:51.304	115.85	41.869	13:57:15.979

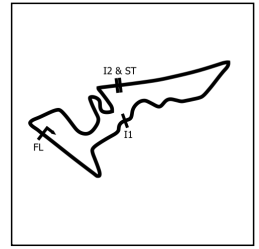
Weather / Track : Sunny / Dry

Circuit of the Americas
 Circuit Length = 5.513 km
 Start: 13:15 Flag 14:45 End: 14:50

Circuit of the Americas (II)

GT World Challenge America powered by aws / GTSC

RACE 2 - SECTOR ANALYSIS



SECTOR 1 = FL to I1, SECTOR 2 = I1 to I2, SECTOR 3 = I2 to FL, DIFF = Difference To Personal Best Lap, P = Crossed Finish Line in Pit Lane, D = Time Disallowed

P9 311 Overall 311RS Motorsport				Porsche 911 GT2 RS CS				
IDEAL LAP TIME : 2:12.243		BEST LAP TIME : 2:12.414		DIFFERENCE : 0.171				
D2 Ryan GATES								
LAP	SECTOR 1	SECTOR 2	SECTOR 3	LAP TIME	KPH	DIFF	TIME OF DAY	
1 - D2		50.265	258.3	55.091	2:14.210	147.87	1.796	13:17:32.823
2 - D2	27.958	50.048	276.2	54.828	2:12.834	149.41	0.420	13:19:45.657
3 - D2	28.003	49.686	276.9	55.128	2:12.817 (3)	149.42	0.403	13:21:58.474
4 - D2	27.826	49.774	276.9	54.814	2:12.414 (1)	149.88		13:24:10.888
5 - D2	27.915	50.102	276.9	54.731	2:12.748 (2)	149.50	0.334	13:26:23.636
6 - D2	27.960	50.131	274.1	55.112	2:13.203	148.99	0.789	13:28:36.839
7 - D2	28.089	50.932	274.1	55.286	2:14.307	147.77	1.893	13:30:51.146
8 - D2	27.868	50.431	274.1	55.304	2:13.603	148.55	1.189	13:33:04.749
9 - D2	28.156	50.512	273.4	55.249	2:13.917	148.20	1.503	13:35:18.666
10 - D2	28.066	50.352	273.4	55.063	2:13.481	148.68	1.067	13:37:32.147
11 - D2	28.395	50.313	274.8	55.378	2:14.086	148.01	1.672	13:39:46.233
12 - D2	28.078	50.580	270.6	55.456	2:14.114	147.98	1.700	13:42:00.347
13 - D2	28.102	50.128	273.4	55.425	2:13.655	148.49	1.241	13:44:14.002
14 - D2	28.211	50.494	278.3	55.931	2:14.636	147.41	2.222	13:46:28.638
15 - D2	28.306	50.148	272.0	55.566	2:14.020	148.08	1.606	13:48:42.658
16 - D2	28.263	50.321	267.9	55.576	2:14.160	147.93	1.746	13:50:56.818
17 - D2	28.672	50.471	275.5	55.370	2:14.513	147.54	2.099	13:53:11.331
18 - D2	28.183	50.277	272.0	55.794	2:14.254	147.83	1.840	13:55:25.585
19 - D2	28.483	51.872	250.5	56.002	2:16.357	145.55	3.943	13:57:41.942

P10 2 Overall GMG Racing				Porsche 911 GT2 RS CS				
IDEAL LAP TIME : 2:12.402		BEST LAP TIME : 2:12.624		DIFFERENCE : 0.222				
D2 Jason BELL								
LAP	SECTOR 1	SECTOR 2	SECTOR 3	LAP TIME	KPH	DIFF	TIME OF DAY	
1 - D2		50.371	260.2	54.797	2:14.574	147.47	1.950	13:17:33.187
2 - D2	28.208	50.110	262.1	54.952	2:13.270 (3)	148.92	0.646	13:19:46.457
3 - D2	27.984	49.784	270.0	54.941	2:12.709 (2)	149.55	0.085	13:21:59.166
4 - D2	27.902	49.722	268.6	55.000	2:12.624 (1)	149.64		13:24:11.790
5 - D2	28.268	50.136	274.1	55.204	2:13.608	148.54	0.984	13:26:25.398
6 - D2	28.122	50.381	270.0	56.131	2:14.634	147.41	2.010	13:28:40.032
7 - D2	28.291	50.598	258.3	55.694	2:14.583	147.46	1.959	13:30:54.615
8 - D2	28.055	50.498	273.4	55.608	2:14.161	147.93	1.537	13:33:08.776
9 - D2	27.883	50.617	275.5	55.491	2:13.991	148.12	1.367	13:35:22.767
10 - D2	28.141	50.715	256.5	55.887	2:14.743	147.29	2.119	13:37:37.510
11 - D2	28.130	50.531	249.4	56.080	2:14.741	147.29	2.117	13:39:52.251
12 - D2	28.139	50.700	250.5	55.908	2:14.747	147.28	2.123	13:42:06.998
13 - D2	28.200	50.755	250.0	55.732	2:14.687	147.35	2.063	13:44:21.685
14 - D2	27.937	50.718	260.8	55.685	2:14.340	147.73	1.716	13:46:36.025
15 - D2	28.177	50.423	257.1	55.896	2:14.496	147.56	1.872	13:48:50.521
16 - D2	27.905	50.576	252.3	56.193	2:14.674	147.36	2.050	13:51:05.195
17 - D2	28.404	52.857	211.3	57.855	2:19.116	142.66	6.492	13:53:24.311
18 - D2	28.120	52.854	236.8	59.266	2:20.240	141.52	7.616	13:55:44.551
19 - D2	28.270	51.121	258.9	56.100	2:15.491	146.48	2.867	13:58:00.042

Circuit of the Americas (II)

GT World Challenge America powered by aws / GTSC

RACE 2 - BEST SECTORS

SECTOR 1			SECTOR 2			SECTOR 3			IDEAL / BEST COMPARISON							
POS	NO	NAME	TIME	NO	NAME	TIME	NO	NAME	TIME	POS	NO	NAME	IDEAL	BEST	DIFF	
													PERFECT LAP	2:05.866		
1	20	Wright Motorsports	26.563	1	Squadra Corse	48.132	20	Wright Motorsports	51.171	1	1	Squadra Corse	2:05.993	2:06.293	0.300	
2	1	Squadra Corse	26.667	80	Racers Edge Motors	48.273	1	Squadra Corse	51.194	2	20	Wright Motorsports	2:06.084	2:06.238	0.154	
3	93	Racers Edge Motors	26.854	63	DXDT Racing	48.283	93	Racers Edge Motors	51.355	3	63	DXDT Racing	2:06.609	2:06.753	0.144	
4	80	Racers Edge Motors	26.857	20	Wright Motorsports	48.350	63	DXDT Racing	51.360	4	80	Racers Edge Motorspx	2:06.621	2:06.865	0.244	
5	33	Winward Racing	26.865	93	Racers Edge Motors	48.447	33	Winward Racing	51.425	5	93	Racers Edge Motorspx	2:06.656	2:06.776	0.120	
6	63	DXDT Racing	26.966	33	Winward Racing	48.517	80	Racers Edge Motors	51.491	6	33	Winward Racing	2:06.807	2:06.896	0.089	
7	27	Daskalos Motorsport	27.446	31	TR3 Racing	49.264	27	Daskalos Motorsport	52.189	7	27	Daskalos Motorsports	2:09.062	2:09.435	0.373	
8	31	TR3 Racing	27.523	27	Daskalos Motorsport	49.427	31	TR3 Racing	52.416	8	31	TR3 Racing	2:09.203	2:09.629	0.426	
9	311	311RS Motorsport	27.826	311	311RS Motorsport	49.686	311	311RS Motorsport	54.731	9	311	311RS Motorsport	2:12.243	2:12.414	0.171	
10	2	GMG Racing	27.883	2	GMG Racing	49.722	2	GMG Racing	54.797	10	2	GMG Racing	2:12.402	2:12.624	0.222	

Weather / Track : Sunny / Dry

Circuit of the Americas

Circuit Length = 5.513 km

Start: 13:15 Flag 14:45 End: 14:50

Results can be found at www.tsl-timing.com

Printed - 15:00 Sunday, September 20, 2020

Circuit of the Americas (II)

GT World Challenge America powered by aws / GTSC

RACE 2 - BEST SPEEDS

INTERMEDIATE 1				INTERMEDIATE 2			FINISH LINE		
POS	NO	NAME	KPH	NO	NAME	KPH	NO	NAME	KPH
1				311	311RS Motorsport	278.3			
2				2	GMG Racing	275.5			
3				80	Racers Edge Motorsports	267.3			
4				93	Racers Edge Motorsports	262.7			
5				1	Squadra Corse	260.2			
6				20	Wright Motorsports	258.9			
7				27	Daskalos Motorsports	258.3			
8				33	Winward Racing	257.7			
9				63	DXDT Racing	257.1			
10				31	TR3 Racing	257.1			

Weather / Track : Sunny / Dry

Results can be found at www.tsl-timing.com

Circuit of the Americas
Circuit Length = 5.513 km
Start: 13:15 Flag 14:45 End: 14:50

Printed - 15:00 Sunday, September 20, 2020

Circuit of the Americas (II)

GT World Challenge America powered by aws / GTSC

RACE 2 - PIT STOP ANALYSIS

STOP	IN TIME	DRIVER IN	STINT TIME	STOP TIME	TOTAL STOP TIME	OUT TIME	DRIVER OUT
1 -	14:08:06.890	Rodrigo BAPTISTA	52:48.277	1:18.561	1:18.561	14:09:25.451	Martin FUENTES
-	Finish	Martin FUENTES	36:32.163				

STOP	IN TIME	DRIVER IN	STINT TIME	STOP TIME	TOTAL STOP TIME	OUT TIME	DRIVER OUT
1 -	14:08:24.030	Trent HINDMAN	53:05.417	1:16.608	1:16.608	14:09:40.638	Shelby BLACKSTOCK
-	Finish	Shelby BLACKSTOCK	36:24.879				

STOP	IN TIME	DRIVER IN	STINT TIME	STOP TIME	TOTAL STOP TIME	OUT TIME	DRIVER OUT
1 -	14:08:01.883	Jan HEYLEN	52:43.270	1:17.392	1:17.392	14:09:19.275	Fred POORDAD
-	Finish	Fred POORDAD	36:59.519				

STOP	IN TIME	DRIVER IN	STINT TIME	STOP TIME	TOTAL STOP TIME	OUT TIME	DRIVER OUT
1 -	14:02:31.112	Russell WARD	47:12.499	1:20.993	1:20.993	14:03:52.105	Alec UDELL
-	Finish	Alec UDELL	42:28.936				

STOP	IN TIME	DRIVER IN	STINT TIME	STOP TIME	TOTAL STOP TIME	OUT TIME	DRIVER OUT
1 -	14:08:20.096	Ryan DALZIEL	53:01.483	1:17.810	1:17.810	14:09:37.906	David ASKEW
-	Finish	David ASKEW	36:52.859				

STOP	IN TIME	DRIVER IN	STINT TIME	STOP TIME	TOTAL STOP TIME	OUT TIME	DRIVER OUT
1 -	14:04:03.919	Kyle MARCELLI	48:45.306	1:25.208	1:25.208	14:05:29.127	Ziad GHANDOUR
-	Finish	Ziad GHANDOUR	41:35.385				

Weather / Track : Sunny / Dry

Results can be found at www.tsl-timing.com

Circuit of the Americas
Circuit Length = 5.513 km
Start: 13:15 Flag 14:45 End: 14:50
Printed - 15:00 Sunday, September 20, 2020

Circuit of the Americas (II)

GT World Challenge America powered by aws / GTSC

RACE 2 - DRIVER STATISTICS

POS	NO	CL	PIC	TEAM / DRIVERS	CAR	LAPS	RACE TIME	%	BEST	ON	KPH
1	1	Pro/Am	1	Squadra Corse	Ferrari 488 GT3	42	1:30:39.001				
				Martin FUENTES (MEX)		17	36:32.163	40.30	2:07.158	30	156.07
				Rodrigo BAPTISTA (BRA)		25	54:06.838	59.70	2:06.293	5	157.14
2	93	Silver	1	Racers Edge Motorsports	Acura NSX GT3	42	1:30:46.904				
				Shelby BLACKSTOCK (USA)		17	36:24.879	40.11	2:08.124	40	154.90
				Trent HINDMAN (USA)		25	54:22.025	59.89	2:06.776	4	156.55
3	20	Pro/Am	2	Wright Motorsports	Porsche 911 GT3 R (991.II)	42	1:31:00.181				
				Fred POORDAD (USA)		17	36:59.519	40.65	2:09.734	38	152.98
				Jan HEYLEN (BEL)		25	54:00.662	59.35	2:06.238	4	157.21
4	33	Silver	2	Winward Racing	Mercedes-AMG GT3	42	1:31:02.428				
				Alec UDELL (USA)		20	42:28.936	46.66	2:06.896	24	156.40
				Russell WARD (USA)		22	48:33.492	53.34	2:08.028	4	155.01
5	63	Pro/Am	3	DXDT Racing	Mercedes-AMG GT3	42	1:31:12.152				
				David ASKEW (USA)		17	36:52.859	40.44	2:09.458	31	153.30
				Ryan DALZIEL (GBR)		25	54:19.293	59.56	2:06.753	4	156.57
6	80	Pro/Am	4	Racers Edge Motorsports	Acura NSX GT3	42	1:31:45.899				
				Ziad GHANDOUR (USA)		19	41:35.385	45.32	2:10.580	30	151.98
				Kyle MARCELLI (CAN)		23	50:10.514	54.68	2:06.865	4	156.44
7	31	GT3	1	TR3 Racing	Ferrari 488 GT3	19	41:21.309				
				Mark ISSA (USA)		19	41:21.309	100.00	2:09.629	4	153.10
8	27	GT3	2	Daskalos Motorsports	Audi R8 LMS Ultra	19	41:57.366				
				Jason DASKALOS (USA)		19	41:57.366	100.00	2:09.435	15	153.33
9	311	Overall	1	311RS Motorsport	Porsche 911 GT2 RS CS	19	42:23.329				
				Ryan GATES (USA)		19	42:23.329	100.00	2:12.414	4	149.88
10	2	Overall	2	GMG Racing	Porsche 911 GT2 RS CS	19	42:41.429				
				Jason BELL (USA)		19	42:41.429	100.00	2:12.624	4	149.64

Weather / Track : Sunny / Dry

Circuit of the Americas
 Circuit Length = 5.513 km
 Start: 13:15 Flag 14:45 End: 14:50

Circuit of the Americas (II)

GT World Challenge America powered by aws / GTSC

RACE 2 - STATISTICS

Competitors Started	10
Planned Start	2020-09-20 @ 13:15:00.000
Actual Start	2020-09-20 @ 13:15:18.612
Finish Time	2020-09-20 @ 14:45:56.847
Track Length	5.513km
Total Laps	328
Total Distance Covered	1808.264km

Session Fastest Lap History

NO	CL	NAME	LAP TIME	TIME OF DAY	LAP	VEHICLE
20	Pro/Am	Wright Motorsports <i>J. HEYLEN</i>	2:06.464	13:19:30.270	2	Porsche 911 GT3 R (991.II)
1	Pro/Am	Squadra Corse <i>R. BAPTISTA</i>	2:06.333	13:19:31.332	2	Ferrari 488 GT3
20	Pro/Am	Wright Motorsports <i>J. HEYLEN</i>	2:06.238	13:23:42.949	4	Porsche 911 GT3 R (991.II)

Session Leader History

NO	CL	NAME	FROM LAP	LAPS LED	DISTANCE	VEHICLE
20	Pro/Am	Wright Motorsports <i>J. HEYLEN</i>	1	25	137.53 km	Porsche 911 GT3 R (991.II)
20	Pro/Am	Wright Motorsports <i>F. POORDAD</i>	26	2	11.02 km	Porsche 911 GT3 R (991.II)
1	Pro/Am	Squadra Corse <i>M. FUENTES</i>	28	15	82.69 km	Ferrari 488 GT3

Flag History

TYPE	TIME OF DAY
GREEN	13:15:18.612
FINISH	13:56:39.557
FINISH	14:45:56.847

Flag Statistics

TYPE	COUNT	TOTAL LAPS	TOTAL TIME
Green	1	42	1:34:55.511
Red	0	0	0.000
Safety Car	0	0	0.000
FCY	0	0	0.000

Weather / Track : Sunny / Dry

Circuit of the Americas
Circuit Length = 5.513 km
Start: 13:15 Flag 14:45 End: 14:50

Circuit of the Americas (II)

GT World Challenge America powered by aws / GTSC

RACE 2 - STATISTICS

CLASS : Pro/Am

4 Starters

Fastest Lap History

NO	NAME	LAP TIME	TIME OF DAY	LAP	VEHICLE
20	Wright Motorsports <i>J. HEYLEN</i>	2:06.464	13:19:30.270	2	Porsche 911 GT3 R (991.II)
1	Squadra Corse <i>R. BAPTISTA</i>	2:06.333	13:19:31.332	2	Ferrari 488 GT3
20	Wright Motorsports <i>J. HEYLEN</i>	2:06.238	13:23:42.949	4	Porsche 911 GT3 R (991.II)

Leader History

NO	NAME	FROM LAP	LAPS LED	DISTANCE	VEHICLE
20	Wright Motorsports <i>J. HEYLEN</i>	1	25	137.53 km	Porsche 911 GT3 R (991.II)
20	Wright Motorsports <i>F. POORDAD</i>	26	2	11.02 km	Porsche 911 GT3 R (991.II)
1	Squadra Corse <i>M. FUENTES</i>	28	15	82.69 km	Ferrari 488 GT3

Weather / Track : Sunny / Dry

Circuit of the Americas
Circuit Length = 5.513 km
Start: 13:15 Flag 14:45 End: 14:50

Circuit of the Americas (II)

GT World Challenge America powered by aws / GTSC

RACE 2 - STATISTICS

CLASS : Silver

2 Starters

Fastest Lap History

NO	NAME	LAP TIME	TIME OF DAY	LAP	VEHICLE
93	Racers Edge Motorsports <i>T. HINDMAN</i>	2:06.971	13:19:32.797	2	Acura NSX GT3
93	Racers Edge Motorsports <i>T. HINDMAN</i>	2:06.887	13:21:39.684	3	Acura NSX GT3
93	Racers Edge Motorsports <i>T. HINDMAN</i>	2:06.776	13:23:46.460	4	Acura NSX GT3

Leader History

NO	NAME	FROM LAP	LAPS LED	DISTANCE	VEHICLE
93	Racers Edge Motorsports <i>T. HINDMAN</i>	1	25	137.53 km	Acura NSX GT3
93	Racers Edge Motorsports <i>S. BLACKSTOCK</i>	26	17	93.72 km	Acura NSX GT3

Weather / Track : Sunny / Dry

Circuit of the Americas (II)

GT World Challenge America powered by aws / GTSC

RACE 2 - STATISTICS

CLASS : Overall

2 Starters

Fastest Lap History

NO	NAME	LAP TIME	TIME OF DAY	LAP	VEHICLE
311	311RS Motorsport <i>R. GATES</i>	2:12.834	13:19:45.657	2	Porsche 911 GT2 RS CS
311	311RS Motorsport <i>R. GATES</i>	2:12.817	13:21:58.474	3	Porsche 911 GT2 RS CS
2	GMG Racing <i>J. BELL</i>	2:12.709	13:21:59.166	3	Porsche 911 GT2 RS CS
311	311RS Motorsport <i>R. GATES</i>	2:12.414	13:24:10.888	4	Porsche 911 GT2 RS CS

Leader History

NO	NAME	FROM LAP	LAPS LED	DISTANCE	VEHICLE
311	311RS Motorsport <i>R. GATES</i>	1	19	104.45 km	Porsche 911 GT2 RS CS

Weather / Track : Sunny / Dry

Circuit of the Americas (II)

GT World Challenge America powered by aws / GTSC

RACE 2 - STATISTICS

CLASS : GT3

2 Starters

Fastest Lap History

NO	NAME	LAP TIME	TIME OF DAY	LAP	VEHICLE
27	Daskalos Motorsports <i>J. DASKALOS</i>	2:09.975	13:19:39.247	2	Audi R8 LMS Ultra
27	Daskalos Motorsports <i>J. DASKALOS</i>	2:09.705	13:21:48.952	3	Audi R8 LMS Ultra
31	TR3 Racing <i>M. ISSA</i>	2:09.629	13:24:00.301	4	Ferrari 488 GT3
27	Daskalos Motorsports <i>J. DASKALOS</i>	2:09.435	13:47:53.547	15	Audi R8 LMS Ultra

Leader History

NO	NAME	FROM LAP	LAPS LED	DISTANCE	VEHICLE
27	Daskalos Motorsports <i>J. DASKALOS</i>	1	6	32.78 km	Audi R8 LMS Ultra
31	TR3 Racing <i>M. ISSA</i>	7	13	71.66 km	Ferrari 488 GT3

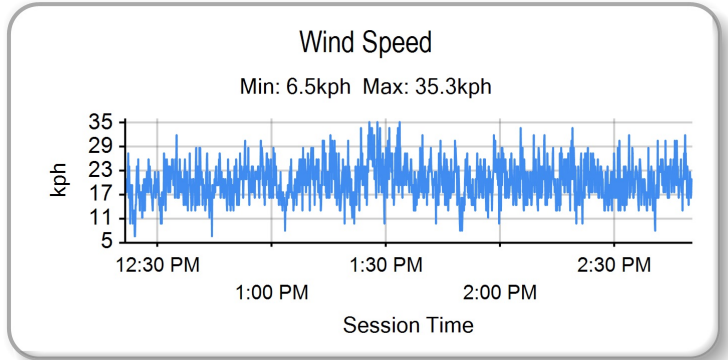
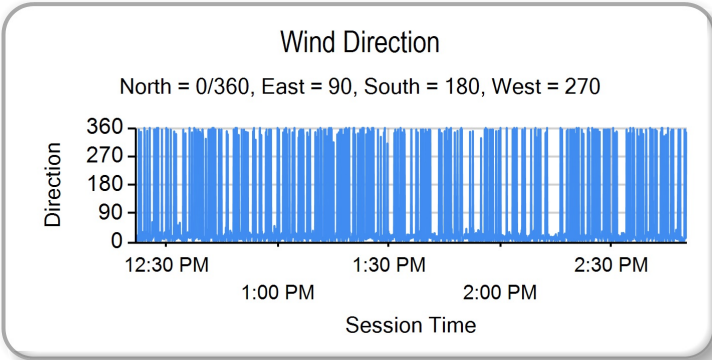
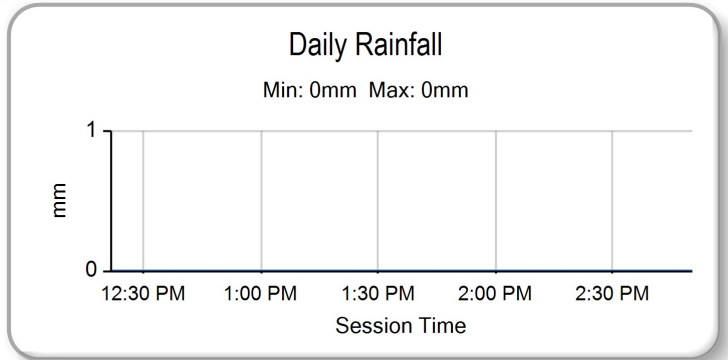
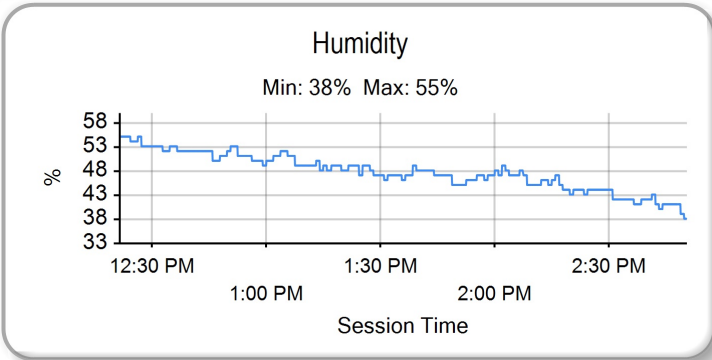
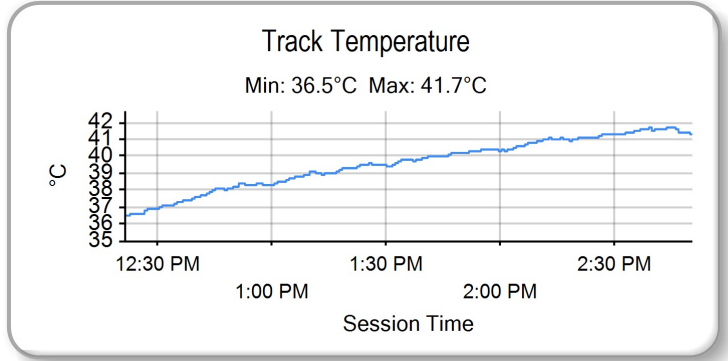
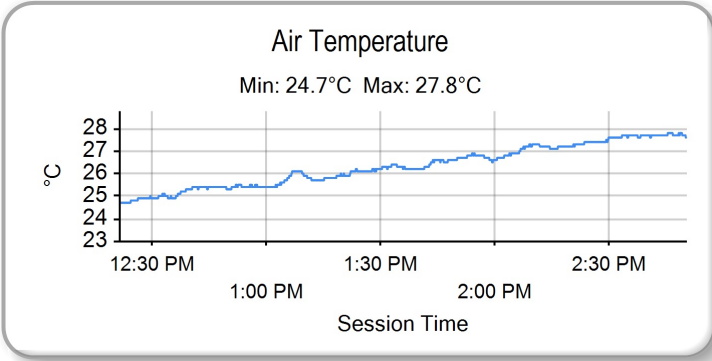
Weather / Track : Sunny / Dry

Circuit of the Americas
Circuit Length = 5.513 km
Start: 13:15 Flag 14:45 End: 14:50

Circuit of the Americas (II)

GT World Challenge America powered by aws / GTSC

RACE 2 - WEATHER CONDITIONS



Weather / Track : Sunny / Dry

Results can be found at www.tsl-timing.com

Circuit of the Americas
Circuit Length = 5.513 km
Start: 13:15 Flag 14:45 End: 14:50

Printed - 15:00 Sunday, September 20, 2020