

SRO
MOTORSPORTS GROUP



Pirelli GT4 America Sprint

Circuit of the Americas

17th – 20th September 2020



Results Provided by Timing Solutions Ltd
www.tsl-timing.com

Circuit of the Americas (II)

Pirelli GT4 America Sprint

PRACTICE SESSION 1 - CLASSIFICATION



| POS | NO | CL | PIC | DRIVER / TEAM | CAR | TIME | ON | LAPS | GAP | DIFF | KPH |
|-----|-----|-----|-----|---|--------------------------|-----------------|----|------|--------------|-------|--------|
| 1 | 10 | Pro | 1 | Michael COOPER (USA) Blackdog Speed Shop | McLaren 570s GT4 | 2:18.457 | 19 | 21 | | | 143.34 |
| 2 | 119 | Am | 1 | Sean QUINLAN (USA) Stephen Cameron Racing | BMW M4 GT4 | 2:18.604 | 20 | 20 | 0.147 | 0.147 | 143.19 |
| 3 | 12 | Pro | 2 | Drew STAVELEY (USA) Ian Lacy Racing | Ford Mustang GT4 | 2:19.255 | 7 | 20 | 0.798 | 0.651 | 142.52 |
| 4 | 210 | Am | 2 | Michael DINAN (USA) Flying Lizard Motorsports | Aston Martin Vantage GT4 | 2:20.045 | 3 | 18 | 1.588 | 0.790 | 141.71 |
| 5 | 11 | Am | 3 | Tony GAPLES (USA) Blackdog Speed Shop | McLaren 570s GT4 | 2:20.606 | 8 | 20 | 2.149 | 0.561 | 141.15 |
| 6 | 2 | Am | 4 | Jason BELL (USA) GMG Racing | Porsche 718 Cayman GT4 | 2:20.796 | 5 | 13 | 2.339 | 0.190 | 140.96 |
| 7 | 62 | Am | 5 | Mark KLENIN (USA) KPR | SIN R1 GT4 | 2:22.478 | 17 | 18 | 4.021 | 1.682 | 139.29 |
| 8 | 24 | Am | 6 | Frank GANNETT (USA) Ian Lacy Racing | Ford Mustang GT4 | 2:22.499 | 10 | 13 | 4.042 | 0.021 | 139.27 |
| 9 | 59 | Am | 7 | Paul TERRY (USA) Rearden Racing | Aston Martin Vantage GT4 | 2:23.445 | 8 | 18 | 4.988 | 0.946 | 138.35 |
| 10 | 48 | Am | 8 | Jason HALL (USA) NOLASPORT | Porsche 718 Cayman GT4 | 2:25.323 | 13 | 23 | 6.866 | 1.878 | 136.57 |

Weather / Track : Sunny / Dry

These results are provisional until the conclusion of any judicial and technical matters.

Circuit of the Americas

Circuit Length = 5.513 km

Start: 09:15 Flag 10:15 End: 10:19

| | | |
|-----------------|------------|--------------|
| Race Director : | Stewards : | Timekeeper : |
|-----------------|------------|--------------|

Results can be found at www.tsl-timing.com

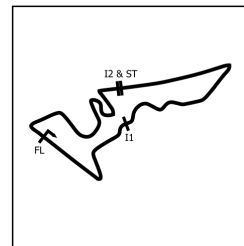
Printed - 10:34 Thursday, September 17, 2020



Circuit of the Americas (II)

Pirelli GT4 America Sprint & SprintX

PRACTICE SESSION 1 - SECTOR ANALYSIS



SECTOR 1 = FL to I1, SECTOR 2 = I1 to I2, SECTOR 3 = I2 to FL, DIFF = Difference To Personal Best Lap, P = Crossed Finish Line in Pit Lane, D = Time Disallowed

| P1 38 Silver ST Racing | | BMW M4 GT4 - | | | | | |
|---------------------------|---------------|--------------------------|--------------|--------------------|---------------------|---------------|---------------------|
| IDEAL LAP TIME : 2:17.121 | | BEST LAP TIME : 2:17.121 | | DIFFERENCE : 0.000 | | | |
| D1: Jon MILLER | | D2: Samantha TAN | | | | | |
| LAP | SECTOR 1 | SECTOR 2 | SECTOR 3 | LAP TIME | KPH | DIFF | TIME OF DAY |
| 1 - D1 | OUTLAP | 55.888 | 241.6 | 57.129 | | | 09:17:33.171 |
| 2 - D1 | 29.525 | 53.477 | 244.3 | 56.779 | 2:19.781 (3) | 141.98 | 09:19:52.952 |
| 3 - D1 | 29.619 | 54.320 | 244.8 | 56.450 | 2:20.389 | 141.37 | 09:22:13.341 |
| 4 - D1 | 29.728 | 53.438 | 243.7 | 56.352 | 2:19.518 (2) | 142.25 | 09:24:32.859 |
| 5 - D1 | 30.146 | 53.821 | 243.7 | 56.891 | 2:20.858 | 140.89 | 09:26:53.717 |
| 6 - D1 | 29.486 | 53.380 | 243.7 | IN PIT | 2:24.122 P | 137.70 | 09:29:17.839 |
| 7 - D1 | OUTLAP | 55.491 | 241.0 | 56.537 | 5:04.564 | 65.16 | 09:34:22.403 |
| 8 - D1 | 29.220 | 52.418 | 242.6 | 55.483 | 2:17.121 (1) | 144.73 | 09:36:39.524 |
| 9 - D1 | 30.324 | 55.836 | 189.1 | IN PIT | 2:31.922 P | 130.63 | 09:39:11.446 |
| 10 - D2 | OUTLAP | 54.156 | 218.6 | 57.672 | 4:35.744 | 71.97 | 09:43:47.190 |
| 11 - D2 | 29.910 | 54.197 | 226.4 | 58.085 | 2:22.192 | 139.57 | 09:46:09.382 |
| 12 - D2 | 30.035 | 54.203 | 241.6 | 57.158 | 2:21.396 | 140.36 | 09:48:30.778 |
| 13 - D2 | 30.117 | 53.631 | 242.1 | 56.930 | 2:20.678 | 141.07 | 09:50:51.456 |
| 14 - D2 | 30.021 | 53.759 | 241.6 | 57.169 | 2:20.949 | 140.80 | 09:53:12.405 |
| 15 - D2 | 29.660 | 53.760 | 244.3 | 57.176 | 2:20.596 | 141.16 | 09:55:33.001 |
| 16 - D2 | 29.781 | 54.114 | 239.4 | 57.132 | 2:21.027 | 140.73 | 09:57:54.028 |
| 17 - D2 | 30.344 | 54.043 | 244.8 | 57.579 | 2:21.966 | 139.79 | 10:00:15.994 |
| 18 - D2 | 29.770 | 54.039 | 244.8 | 57.173 | 2:20.982 | 140.77 | 10:02:36.976 |
| 19 - D2 | 29.777 | 54.149 | 243.7 | 57.131 | 2:21.057 | 140.70 | 10:04:58.033 |
| 20 - D2 | 29.934 | 53.864 | 243.7 | 57.559 | 2:21.357 | 140.40 | 10:07:19.390 |
| 21 - D2 | 29.908 | 55.535 | 243.7 | 57.259 | 2:22.702 | 139.07 | 10:09:42.092 |
| 22 - D2 | 29.854 | 54.008 | 242.6 | 57.376 | 2:21.238 | 140.52 | 10:12:03.330 |
| 23 - D2 | 29.945 | 53.926 | 243.2 | 57.100 | 2:20.971 | 140.78 | 10:14:24.301 |
| 24 - D2 | 29.747 | 53.748 | 243.2 | IN PIT | 2:46.629 P | 119.10 | 10:17:10.930 |

| P2 21 Pro/Am Flying Lizard Motorsports | | Aston Martin Vantage GT4 - | | | | | |
|--|---------------|----------------------------|--------------|--------------------|---------------------|---------------|---------------------|
| IDEAL LAP TIME : 2:16.945 | | BEST LAP TIME : 2:17.301 | | DIFFERENCE : 0.356 | | | |
| D1: Michael DINAN | | D2: Robby FOLEY | | | | | |
| LAP | SECTOR 1 | SECTOR 2 | SECTOR 3 | LAP TIME | KPH | DIFF | TIME OF DAY |
| 1 - D2 | OUTLAP | 1:09.862 | 109.9 | 1:00.921 | | | 09:18:46.749 |
| 2 - D2 | 31.125 | 53.551 | 235.2 | 55.781 | 2:20.457 | 141.30 | 09:21:07.206 |
| 3 - D2 | 29.598 | 52.431 | 237.8 | 55.821 | 2:17.850 | 143.97 | 09:23:25.056 |
| 4 - D2 | 29.422 | 52.707 | 227.3 | 56.988 | 2:19.117 | 142.66 | 09:25:44.173 |
| 5 - D2 | 29.686 | 52.432 | 236.3 | 55.798 | 2:17.916 | 143.90 | 09:28:02.089 |
| 6 - D2 | 29.367 | 52.330 | 236.8 | 55.604 | 2:17.301 (1) | 144.54 | 09:30:19.390 |
| 7 - D2 | 29.842 | 53.035 | 236.8 | IN PIT | 2:24.292 P | 137.54 | 09:32:43.682 |
| 8 - D2 | OUTLAP | 54.359 | 236.8 | 56.765 | 5:27.429 | 60.61 | 09:38:11.111 |
| 9 - D2 | 30.235 | 54.692 | 235.8 | 55.831 | 2:20.758 | 140.99 | 09:40:31.869 |
| 10 - D2 | 29.406 | 52.822 | 237.8 | 56.295 | 2:18.523 | 143.27 | 09:42:50.392 |
| 11 - D2 | 29.625 | 52.701 | 237.3 | IN PIT | 2:22.854 P | 138.93 | 09:45:13.246 |
| 12 - D2 | OUTLAP | 53.755 | 234.7 | 55.810 | 5:56.236 | 55.71 | 09:51:09.482 |
| 13 - D2 | 29.398 | 52.681 | 235.8 | 55.377 | 2:17.456 | 144.38 | 09:53:26.938 |
| 14 - D2 | 29.273 | 52.608 | 236.3 | 55.517 | 2:17.398 (3) | 144.44 | 09:55:44.336 |
| 15 - D2 | 29.702 | 53.992 | 235.2 | 56.684 | 2:20.378 | 141.38 | 09:58:04.714 |
| 16 - D2 | 29.548 | 52.477 | 236.3 | 55.342 | 2:17.367 (2) | 144.48 | 10:00:22.081 |
| 17 - D2 | 29.278 | 52.642 | 235.8 | 55.478 | 2:17.398 (3) | 144.44 | 10:02:39.479 |
| 18 - D2 | 29.421 | 53.101 | 208.0 | IN PIT | 2:24.119 P | 137.71 | 10:05:03.598 |

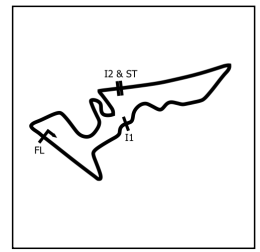
Weather / Track : Sunny / Dry

Circuit of the Americas
Circuit Length = 5.513 km
Start: 09:15 Flag 10:15 End: 10:19

Circuit of the Americas (II)

Pirelli GT4 America Sprint & SprintX

PRACTICE SESSION 1 - SECTOR ANALYSIS



SECTOR 1 = FL to I1, SECTOR 2 = I1 to I2, SECTOR 3 = I2 to FL, DIFF = Difference To Personal Best Lap, P = Crossed Finish Line in Pit Lane, D = Time Disallowed

| P3 2 Pro/Am GMG Racing | | Porsche 718 Cayman GT4 - | | | | | | |
|-------------------------------|---------------|--------------------------|--------------|--------------------|-----------------|--------------------------|--------------|---------------------|
| IDEAL LAP TIME : 2:17.347 | | BEST LAP TIME : 2:17.410 | | DIFFERENCE : 0.063 | | | | |
| D1: Jason BELL | | D2: Andrew DAVIS | | | | | | |
| LAP | SECTOR 1 | SECTOR 2 | SECTOR 3 | LAP TIME | KPH | DIFF | TIME OF DAY | |
| 1 - D2 | OUTLAP | 54.782 | 238.4 | 1:01.043 | | | 09:17:54.222 | |
| 2 - D2 | 29.876 | 53.127 | 241.0 | 55.700 | 2:18.703 | 143.08 | 1.293 | 09:20:12.925 |
| 3 - D2 | 29.806 | 53.010 | 242.6 | 56.256 | 2:19.072 | 142.70 | 1.662 | 09:22:31.997 |
| 4 - D2 | 30.035 | 52.982 | 240.5 | 55.885 | 2:18.902 | 142.88 | 1.492 | 09:24:50.899 |
| 5 - D2 | 29.801 | 52.854 | 241.6 | IN PIT | 2:24.750 | P 137.11 | 7.340 | 09:27:15.649 |
| 6 - D2 | OUTLAP | 55.868 | 239.4 | 57.444 | 6:29.311 | 50.97 | 4:11.901 | 09:33:44.960 |
| 7 - D2 | 29.592 | 52.891 | 240.0 | 55.371 | 2:17.854 | (3) 143.96 | 0.444 | 09:36:02.814 |
| 8 - D2 | 29.512 | 52.464 | 242.1 | 55.434 | 2:17.410 | (1) 144.43 | | 09:38:20.224 |
| 9 - D2 | 30.348 | 59.371 | 210.1 | 57.988 | 2:27.707 | 134.36 | 10.297 | 09:40:47.931 |
| 10 - D2 | 29.709 | 52.871 | 243.7 | IN PIT | 2:24.912 | P 136.95 | 7.502 | 09:43:12.843 |
| 11 - D1 | OUTLAP | 53.229 | 242.1 | 56.252 | 10:19.724 | 32.02 | 8:02.314 | 09:53:32.567 |
| 12 - D1 | 29.561 | 53.036 | 242.1 | 55.542 | 2:18.139 | 143.67 | 0.729 | 09:55:50.706 |
| 13 - D1 | 29.606 | 52.940 | 242.6 | 55.550 | 2:18.096 | 143.71 | 0.686 | 09:58:08.802 |
| 14 - D1 | 30.900 | 54.841 | 240.5 | IN PIT | 2:29.146 | P 133.06 | 11.736 | 10:00:37.948 |
| 15 - D1 | OUTLAP | 53.620 | 240.5 | 56.266 | 6:07.923 | 53.94 | 3:50.513 | 10:06:45.871 |
| 16 - D1 | 29.565 | 52.507 | 242.6 | 55.539 | 2:17.611 | (2) 144.22 | 0.201 | 10:09:03.482 |
| 17 - D1 | 29.679 | 53.207 | 242.1 | 56.154 | 2:19.040 | 142.74 | 1.630 | 10:11:22.522 |
| 18 - D1 | 29.578 | 53.121 | 241.6 | IN PIT | 2:24.146 | P 137.68 | 6.736 | 10:13:46.668 |

| P4 19 Pro/Am Stephen Cameron Racing | | BMW M4 GT4 - | | | | | | |
|--|---------------|--------------------------|--------------|--------------------|-----------------|--------------------------|--------------|---------------------|
| IDEAL LAP TIME : 2:17.403 | | BEST LAP TIME : 2:17.714 | | DIFFERENCE : 0.311 | | | | |
| D1: Sean QUINLAN | | D2: Greg LIEFOOGHE | | | | | | |
| LAP | SECTOR 1 | SECTOR 2 | SECTOR 3 | LAP TIME | KPH | DIFF | TIME OF DAY | |
| 1 - D2 | OUTLAP | 54.290 | 241.0 | 56.887 | | | 09:18:51.914 | |
| 2 - D2 | 29.739 | 53.142 | 240.5 | 56.860 | 2:19.741 | 142.02 | 2.027 | 09:21:11.655 |
| 3 - D2 | 29.424 | 53.211 | 242.1 | 56.434 | 2:19.069 | (3) 142.71 | 1.355 | 09:23:30.724 |
| 4 - D2 | 29.601 | 53.292 | 242.1 | 56.470 | 2:19.363 | 142.41 | 1.649 | 09:25:50.087 |
| 5 - D2 | 29.745 | 53.442 | 235.2 | IN PIT | 2:25.949 | P 135.98 | 8.235 | 09:28:16.036 |
| 6 - D2 | OUTLAP | 53.737 | 241.0 | 56.672 | 4:35.725 | 71.98 | 2:18.011 | 09:32:51.761 |
| 7 - D2 | 29.464 | 53.319 | 244.3 | 56.322 | 2:19.105 | 142.67 | 1.391 | 09:35:10.866 |
| 8 - D2 | 29.708 | 53.731 | 243.7 | IN PIT | 2:24.803 | P 137.06 | 7.089 | 09:37:35.669 |
| 9 - D2 | OUTLAP | 53.505 | 243.2 | 56.273 | 5:46.838 | 57.22 | 3:29.124 | 09:43:22.507 |
| 10 - D2 | 29.512 | 53.640 | 243.7 | 56.496 | 2:19.648 | 142.12 | 1.934 | 09:45:42.155 |
| 11 - D2 | 30.089 | 53.610 | 243.2 | IN PIT | 2:24.223 | P 137.61 | 6.509 | 09:48:06.378 |
| 12 - D2 | OUTLAP | 57.624 | 190.1 | 1:01.372 | 4:59.833 | 66.19 | 2:42.119 | 09:53:06.211 |
| 13 - D2 | 29.108 | 52.864 | 242.6 | 55.994 | 2:17.966 | (2) 143.85 | 0.252 | 09:55:24.177 |
| 14 - D2 | 29.419 | 52.714 | 243.7 | 55.581 | 2:17.714 | (1) 144.11 | | 09:57:41.891 |
| 15 - D2 | 29.169 | 54.669 | 241.6 | IN PIT | 2:23.955 | P 137.86 | 6.241 | 10:00:05.846 |
| 16 - D2 | OUTLAP | 53.002 | 244.3 | 55.988 | 4:17.450 | 77.08 | 1:59.736 | 10:04:23.296 |
| 17 - D2 | 29.205 | 53.092 | 242.6 | IN PIT | 2:22.029 | P 139.73 | 4.315 | 10:06:45.325 |

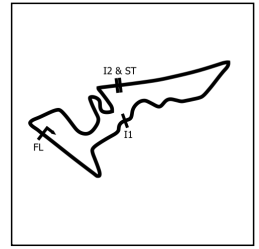
Weather / Track : Sunny / Dry

Circuit of the Americas
 Circuit Length = 5.513 km
 Start: 09:15 Flag 10:15 End: 10:19

Circuit of the Americas (II)

Pirelli GT4 America Sprint & SprintX

PRACTICE SESSION 1 - SECTOR ANALYSIS



SECTOR 1 = FL to I1, SECTOR 2 = I1 to I2, SECTOR 3 = I2 to FL, DIFF = Difference To Personal Best Lap, P = Crossed Finish Line in Pit Lane, D = Time Disallowed

| P5 82 Pro/Am BimmerWorld | | BMW M4 GT4 - | | | | | | |
|---------------------------|---------------|--------------------------|--------------|--------------------|-----------------|-------------------|---------------------|--|
| IDEAL LAP TIME : 2:17.833 | | BEST LAP TIME : 2:17.833 | | DIFFERENCE : 0.000 | | | | |
| D1: James WALKER JR | | D2: Bill AUBERLEN | | | | | | |
| LAP | SECTOR 1 | SECTOR 2 | SECTOR 3 | LAP TIME | KPH | DIFF | TIME OF DAY | |
| 1 - D2 | OUTLAP | 54.110 | 225.9 | 57.747 | | | 09:17:39.525 | |
| 2 - D2 | 32.895 | 54.945 | 238.9 | IN PIT | 2:30.790 | P 131.61 | 09:20:10.315 | |
| 3 - D2 | OUTLAP | 53.832 | 238.9 | 56.876 | 6:38.521 | 49.80 | 09:26:48.836 | |
| 4 - D2 | 29.701 | 52.870 | 241.0 | 55.968 | 2:18.539 | (2) 143.25 | 09:29:07.375 | |
| 5 - D2 | 29.891 | 54.584 | 231.7 | IN PIT | 2:27.785 | P 134.29 | 09:31:35.160 | |
| 6 - D2 | OUTLAP | 1:08.708 | 107.0 | 1:10.216 | 9:25.866 | 35.07 | 09:41:01.026 | |
| 7 - D2 | 29.356 | 52.639 | 240.5 | 55.838 | 2:17.833 | (1) 143.99 | 09:43:18.859 | |
| 8 - D2 | 30.620 | 53.578 | 237.3 | IN PIT | 2:24.793 | P 137.07 | 09:45:43.652 | |
| 9 - D1 | OUTLAP | 54.190 | 232.7 | 57.648 | 4:04.335 | 81.22 | 09:49:47.987 | |
| 10 - D1 | 30.238 | 53.523 | 238.9 | 57.586 | 2:21.347 | 140.41 | 09:52:09.334 | |
| 11 - D1 | 30.811 | 54.749 | 237.8 | 58.093 | 2:23.653 | 138.15 | 09:54:32.987 | |
| 12 - D1 | 29.919 | 53.753 | 238.9 | 57.122 | 2:20.794 | (3) 140.96 | 09:56:53.781 | |
| 13 - D1 | 29.883 | 53.827 | 240.0 | 57.355 | 2:21.065 | 140.69 | 09:59:14.846 | |
| 14 - D1 | 30.572 | 59.932 | 167.9 | IN PIT | 2:35.881 | P 127.32 | 10:01:50.727 | |
| 15 - D1 | OUTLAP | 54.851 | 233.2 | 57.763 | 7:53.067 | 41.95 | 10:09:43.794 | |
| 16 - D1 | 29.660 | 53.871 | 241.6 | 59.837 | 2:23.368 | 138.43 | 10:12:07.162 | |
| 17 - D1 | 29.625 | 58.460 | 212.1 | IN PIT | 2:33.558 | P 129.24 | 10:14:40.720 | |

| P6 37 Pro/Am RS1 | | Porsche Cayman CS MR - | | | | | | |
|---------------------------|---------------|--------------------------|--------------|--------------------|-----------------|-------------------|---------------------|--|
| IDEAL LAP TIME : 2:18.044 | | BEST LAP TIME : 2:18.076 | | DIFFERENCE : 0.032 | | | | |
| D1: Charlie BELLUARDO | | D2: Jan HEYLEN | | | | | | |
| LAP | SECTOR 1 | SECTOR 2 | SECTOR 3 | LAP TIME | KPH | DIFF | TIME OF DAY | |
| 1 - D1 | OUTLAP | 57.054 | 236.8 | 58.004 | | | 09:19:51.527 | |
| 2 - D1 | 30.334 | 56.407 | 235.8 | 57.185 | 2:23.926 | 137.89 | 09:22:15.453 | |
| 3 - D1 | 30.293 | 54.756 | 237.8 | 57.142 | 2:22.191 | 139.57 | 09:24:37.644 | |
| 4 - D1 | 30.741 | 55.919 | 201.4 | 58.436 | 2:25.096 | 136.78 | 09:27:02.740 | |
| 5 - D1 | 30.755 | 55.366 | 237.8 | IN PIT | 2:30.203 | P 132.13 | 09:29:32.943 | |
| 6 - D1 | OUTLAP | 1:05.116 | 151.8 | 1:00.094 | 5:46.798 | 57.22 | 09:35:19.741 | |
| 7 - D1 | 30.560 | 54.070 | 237.3 | 57.064 | 2:21.694 | 140.06 | 09:37:41.435 | |
| 8 - D1 | 30.195 | 54.707 | 236.3 | 56.717 | 2:21.619 | 140.14 | 09:40:03.054 | |
| 9 - D1 | 30.183 | 54.872 | 237.3 | IN PIT | 2:28.976 | P 133.22 | 09:42:32.030 | |
| 10 - D2 | OUTLAP | 1:03.548 | 238.4 | 57.051 | 5:10.264 | 63.96 | 09:47:42.294 | |
| 11 - D2 | 29.781 | 53.405 | 239.4 | 56.042 | 2:19.228 | 142.54 | 09:50:01.522 | |
| 12 - D2 | 29.692 | 52.838 | 239.4 | 55.934 | 2:18.464 | (2) 143.33 | 09:52:19.986 | |
| 13 - D2 | 29.778 | 52.843 | 240.0 | IN PIT | 2:24.261 | P 137.57 | 09:54:44.247 | |
| 14 - D2 | OUTLAP | 54.199 | 237.8 | 57.040 | 5:00.457 | 66.05 | 09:59:44.704 | |
| 15 - D2 | 29.694 | 52.922 | 238.4 | 55.881 | 2:18.497 | (3) 143.30 | 10:02:03.201 | |
| 16 - D2 | 29.645 | 53.149 | 238.9 | IN PIT | 2:24.202 | P 137.63 | 10:04:27.403 | |
| 17 - D2 | OUTLAP | 54.504 | 238.4 | 56.350 | 4:41.321 | 70.54 | 10:09:08.724 | |
| 18 - D2 | 29.808 | 53.285 | 238.4 | 56.193 | 2:19.286 | 142.48 | 10:11:28.010 | |
| 19 - D2 | 29.524 | 52.870 | 238.9 | 55.682 | 2:18.076 | (1) 143.73 | 10:13:46.086 | |
| 20 - D2 | 30.112 | 54.418 | 237.8 | IN PIT | 2:27.670 | P 134.39 | 10:16:13.756 | |

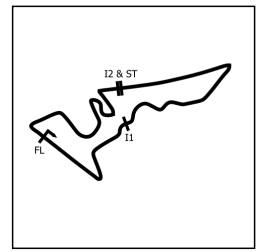
Weather / Track : Sunny / Dry

Circuit of the Americas
 Circuit Length = 5.513 km
 Start: 09:15 Flag 10:15 End: 10:19

Circuit of the Americas (II)

Pirelli GT4 America Sprint & SprintX

PRACTICE SESSION 1 - SECTOR ANALYSIS



SECTOR 1 = FL to I1, SECTOR 2 = I1 to I2, SECTOR 3 = I2 to FL, DIFF = Difference To Personal Best Lap, P = Crossed Finish Line in Pit Lane, D = Time Disallowed

| P7 33 Pro/Am Notlad Racing by RS1 | | Aston Martin Vantage GT4 - | | | | | | |
|-----------------------------------|---------------|----------------------------|--------------|--------------------|---------------------|---------------|----------|---------------------|
| IDEAL LAP TIME : 2:18.011 | | BEST LAP TIME : 2:18.141 | | DIFFERENCE : 0.130 | | | | |
| D1: Joe DALTON | | D2: Patrick GALLAGHER | | | | | | |
| LAP | SECTOR 1 | SECTOR 2 | | SECTOR 3 | LAP TIME | KPH | DIFF | TIME OF DAY |
| 1 - D1 | | | | IN PIT | | | | 09:15:39.347 |
| 2 - D1 | OUTLAP | 55.709 | 234.7 | 59.197 | 4:54.866 | 67.30 | 2:36.725 | 09:20:34.213 |
| 3 - D1 | 30.407 | 55.739 | 215.1 | 58.724 | 2:24.870 | 136.99 | 6.729 | 09:22:59.083 |
| 4 - D1 | 31.065 | 56.556 | 237.3 | 59.255 | 2:26.876 | 135.12 | 8.735 | 09:25:25.959 |
| 5 - D1 | 30.847 | 55.604 | 231.2 | IN PIT | 2:35.012 | P 128.03 | 16.871 | 09:28:00.971 |
| 6 - D1 | OUTLAP | 1:06.889 | 169.5 | 1:02.440 | 7:56.524 | 41.64 | 5:38.383 | 09:35:57.495 |
| 7 - D1 | 30.234 | 54.491 | 237.3 | 57.556 | 2:22.281 | 139.49 | 4.140 | 09:38:19.776 |
| 8 - D1 | 30.147 | 54.067 | 236.8 | 57.458 | 2:21.672 | 140.08 | 3.531 | 09:40:41.448 |
| 9 - D1 | 30.282 | 55.012 | 238.9 | 57.450 | 2:22.744 | 139.03 | 4.603 | 09:43:04.192 |
| 10 - D1 | 29.853 | 53.939 | 238.9 | 57.456 | 2:21.248 | 140.51 | 3.107 | 09:45:25.440 |
| 11 - D1 | 30.395 | 53.856 | 240.5 | 57.300 | 2:21.551 | 140.20 | 3.410 | 09:47:46.991 |
| 12 - D1 | 30.679 | 56.343 | 236.8 | 57.657 | 2:24.679 | 137.17 | 6.538 | 09:50:11.670 |
| 13 - D1 | 30.724 | 56.425 | 228.8 | IN PIT | 2:34.219 | P 128.69 | 16.078 | 09:52:45.889 |
| 14 - D2 | OUTLAP | 53.654 | 235.8 | 57.106 | 4:30.227 | 73.44 | 2:12.086 | 09:57:16.116 |
| 15 - D2 | 29.435 | 52.752 | 240.0 | 55.954 | 2:18.141 (1) | 143.67 | | 09:59:34.257 |
| 16 - D2 | 29.693 | 52.666 | 237.8 | 56.364 | 2:18.723 | 143.06 | 0.582 | 10:01:52.980 |
| 17 - D2 | 29.596 | 52.917 | 238.4 | 55.910 | 2:18.423 | (2) 143.37 | 0.282 | 10:04:11.403 |
| 18 - D2 | 29.699 | 53.080 | 238.4 | IN PIT | 2:25.495 | P 136.40 | 7.354 | 10:06:36.898 |
| 19 - D2 | OUTLAP | 53.415 | 238.9 | 56.193 | 3:55.118 | 84.41 | 1:36.977 | 10:10:32.016 |
| 20 - D2 | 29.594 | 52.822 | 238.9 | 56.021 | 2:18.437 | (3) 143.36 | 0.296 | 10:12:50.453 |
| 21 - D2 | 30.442 | 52.791 | 238.4 | IN PIT | 2:26.075 | P 135.86 | 7.934 | 10:15:16.528 |

| P8 10 Pro Michael COOPER | | McLaren 570s GT4 - Blackdog Speed Shop | | | | | | |
|---------------------------|---------------|--|--------------|--------------------|---------------------|---------------|----------|---------------------|
| IDEAL LAP TIME : 2:18.351 | | BEST LAP TIME : 2:18.457 | | DIFFERENCE : 0.106 | | | | |
| LAP | SECTOR 1 | SECTOR 2 | | SECTOR 3 | LAP TIME | KPH | DIFF | TIME OF DAY |
| 1 - | OUTLAP | 56.684 | 201.4 | 57.569 | | | | 09:17:39.847 |
| 2 - | 30.338 | 53.278 | 235.2 | 57.188 | 2:20.804 | 140.95 | 2.347 | 09:20:00.651 |
| 3 - | 29.899 | 52.963 | 242.6 | 56.480 | 2:19.342 | 142.43 | 0.885 | 09:22:19.993 |
| 4 - | 29.791 | 53.041 | 234.7 | 56.342 | 2:19.174 | 142.60 | 0.717 | 09:24:39.167 |
| 5 - | 32.106 | 57.870 | 196.7 | 58.191 | 2:28.167 | 133.94 | 9.710 | 09:27:07.334 |
| 6 - | 29.903 | 53.336 | 243.2 | IN PIT | 2:26.430 | P 135.53 | 7.973 | 09:29:33.764 |
| 7 - | OUTLAP | 53.219 | 239.4 | 56.364 | 5:41.998 | 58.03 | 3:23.541 | 09:35:15.762 |
| 8 - | 29.945 | 52.977 | 244.3 | 56.124 | 2:19.046 | 142.73 | 0.589 | 09:37:34.808 |
| 9 - | 29.733 | 52.867 | 244.3 | 56.280 | 2:18.880 | (2) 142.90 | 0.423 | 09:39:53.688 |
| 10 - | 29.795 | 53.039 | 240.5 | 57.071 | 2:19.905 | 141.85 | 1.448 | 09:42:13.593 |
| 11 - | 29.930 | 52.752 | 245.4 | 56.393 | 2:19.075 | 142.70 | 0.618 | 09:44:32.668 |
| 12 - | 29.744 | 52.861 | 244.8 | 56.336 | 2:18.941 | (3) 142.84 | 0.484 | 09:46:51.609 |
| 13 - | 29.991 | 53.853 | 218.1 | IN PIT | 2:26.793 | P 135.20 | 8.336 | 09:49:18.402 |
| 14 - | OUTLAP | 53.572 | 243.7 | 56.651 | 6:00.127 | 55.11 | 3:41.670 | 09:55:18.529 |
| 15 - | 29.775 | 53.319 | 245.4 | 56.232 | 2:19.326 | 142.44 | 0.869 | 09:57:37.855 |
| 16 - | 30.035 | 54.829 | 242.6 | IN PIT | 2:25.412 | P 136.48 | 6.955 | 10:00:03.267 |
| 17 - | OUTLAP | 53.915 | 241.6 | 56.217 | 5:50.479 | 56.62 | 3:32.022 | 10:05:53.746 |
| 18 - | 30.940 | 55.137 | 243.2 | 56.349 | 2:22.426 | 139.34 | 3.969 | 10:08:16.172 |
| 19 - | 29.614 | 52.849 | 247.1 | 55.994 | 2:18.457 (1) | 143.34 | | 10:10:34.629 |
| 20 - | 29.708 | 53.012 | 246.0 | 56.278 | 2:18.998 | 142.78 | 0.541 | 10:12:53.627 |
| 21 - | 29.605 | 54.519 | 244.8 | IN PIT | 2:25.986 | P 135.95 | 7.529 | 10:15:19.613 |

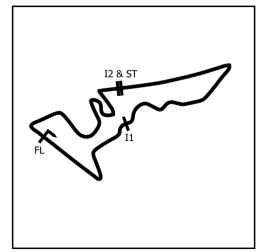
Weather / Track : Sunny / Dry

Circuit of the Americas
 Circuit Length = 5.513 km
 Start: 09:15 Flag 10:15 End: 10:19

Circuit of the Americas (II)

Pirelli GT4 America Sprint & SprintX

PRACTICE SESSION 1 - SECTOR ANALYSIS



SECTOR 1 = FL to I1, SECTOR 2 = I1 to I2, SECTOR 3 = I2 to FL, DIFF = Difference To Personal Best Lap, P = Crossed Finish Line in Pit Lane, D = Time Disallowed

| P9 36 Silver Andretti Autosport | | McLaren 570s GT4 - | | | | | |
|---------------------------------|---------------|--------------------------|--------------|--------------------|---------------------|---------------|---------------------|
| IDEAL LAP TIME : 2:18.568 | | BEST LAP TIME : 2:18.568 | | DIFFERENCE : 0.000 | | | |
| D1: Jarett ANDRETTI | | D2: Colin MULLAN | | | | | |
| LAP | SECTOR 1 | SECTOR 2 | SECTOR 3 | LAP TIME | KPH | DIFF | TIME OF DAY |
| 1 - D2 | OUTLAP | 55.296 | 180.9 | 58.991 | | | 09:17:48.847 |
| 2 - D2 | 30.190 | 53.776 | 226.8 | 57.800 | 2:21.766 | 139.99 | 09:20:10.613 |
| 3 - D2 | 30.086 | 54.064 | 241.0 | 56.862 | 2:21.012 | 140.74 | 09:22:31.625 |
| 4 - D2 | 31.004 | 1:20.055 | 104.3 | IN PIT | 3:16.743 | P 100.87 | 09:25:48.368 |
| 5 - D2 | OUTLAP | 53.745 | 242.6 | 56.414 | 7:02.769 | 46.94 | 09:32:51.137 |
| 6 - D2 | 29.636 | 52.856 | 241.6 | 56.076 | 2:18.568 (1) | 143.22 | 09:35:09.705 |
| 7 - D2 | 30.144 | 53.601 | 242.1 | 56.228 | 2:19.973 (3) | 141.79 | 09:37:29.678 |
| 8 - D2 | 29.759 | 53.191 | 240.0 | 56.965 | 2:19.915 (2) | 141.84 | 09:39:49.593 |
| 9 - D2 | 29.999 | 53.763 | 242.1 | 56.619 | 2:20.381 | 141.37 | 09:42:09.974 |
| 10 - D2 | 30.140 | 53.249 | 243.2 | 56.594 | 2:19.983 | 141.78 | 09:44:29.957 |
| 11 - D2 | 29.936 | 53.425 | 242.1 | 56.940 | 2:20.301 | 141.45 | 09:46:50.258 |
| 12 - D2 | 30.181 | 54.699 | 243.2 | IN PIT | 2:27.452 | P 134.59 | 09:49:17.710 |
| 13 - D1 | OUTLAP | 55.312 | 243.2 | 57.374 | 4:31.043 | 73.22 | 09:53:48.753 |
| 14 - D1 | 30.045 | 54.723 | 242.6 | 57.116 | 2:21.884 | 139.88 | 09:56:10.637 |
| 15 - D1 | 30.008 | 55.750 | 227.8 | 57.574 | 2:23.332 | 138.46 | 09:58:33.969 |
| 16 - D1 | 30.189 | 54.251 | 243.7 | 57.171 | 2:21.611 | 140.15 | 10:00:55.580 |
| 17 - D1 | 31.138 | 54.119 | 242.6 | IN PIT | 2:29.174 | P 133.04 | 10:03:24.754 |
| 18 - D1 | OUTLAP | 53.627 | 243.2 | 56.900 | 5:51.356 | 56.48 | 10:09:16.110 |
| 19 - D1 | 30.349 | 53.595 | 243.2 | 56.813 | 2:20.757 | 141.00 | 10:11:36.867 |
| 20 - D1 | 29.937 | 53.420 | 245.4 | 56.851 | 2:20.208 | 141.55 | 10:13:57.075 |
| 21 - D1 | 29.841 | 53.855 | 245.4 | 56.977 | 2:20.673 | 141.08 | 10:16:17.748 |

| P10 119 Am Sean QUINLAN | | BMW M4 GT4 - Stephen Cameron Racing | | | | | |
|---------------------------|---------------|-------------------------------------|--------------|--------------------|---------------------|---------------|---------------------|
| IDEAL LAP TIME : 2:18.383 | | BEST LAP TIME : 2:18.604 | | DIFFERENCE : 0.221 | | | |
| LAP | SECTOR 1 | SECTOR 2 | SECTOR 3 | LAP TIME | KPH | DIFF | TIME OF DAY |
| 1 - | OUTLAP | 59.850 | 199.2 | 1:00.478 | | | 09:19:55.346 |
| 2 - | 30.446 | 54.046 | 241.0 | 57.229 | 2:21.721 | 140.04 | 09:22:17.067 |
| 3 - | 30.029 | 54.073 | 243.7 | 57.771 | 2:21.873 | 139.89 | 09:24:38.940 |
| 4 - | 30.493 | 54.693 | 243.2 | 57.607 | 2:22.793 | 138.99 | 09:27:01.733 |
| 5 - | 29.960 | 54.776 | 243.2 | 57.228 | 2:21.964 | 139.80 | 09:29:23.697 |
| 6 - | 29.859 | 53.660 | 243.7 | 56.914 | 2:20.433 | 141.32 | 09:31:44.130 |
| 7 - | 29.631 | 53.716 | 243.2 | 57.231 | 2:20.578 | 141.17 | 09:34:04.708 |
| 8 - | 30.097 | 53.608 | 243.2 | IN PIT | 2:28.419 | P 133.72 | 09:36:33.127 |
| 9 - | OUTLAP | 55.107 | 238.9 | 58.619 | 3:55.743 | 84.18 | 09:40:28.870 |
| 10 - | 30.016 | 54.256 | 242.1 | 58.651 | 2:22.923 | 138.86 | 09:42:51.793 |
| 11 - | 29.835 | 53.399 | 246.0 | 56.887 | 2:20.121 (3) | 141.64 | 09:45:11.914 |
| 12 - | 30.574 | 54.284 | 244.8 | 57.452 | 2:22.310 | 139.46 | 09:47:34.224 |
| 13 - | 31.349 | 54.679 | 243.7 | 56.975 | 2:23.003 | 138.78 | 09:49:57.227 |
| 14 - | 29.733 | 53.441 | 243.7 | 57.116 | 2:20.290 | 141.46 | 09:52:17.517 |
| 15 - | 29.716 | 53.286 | 244.3 | 57.603 | 2:20.605 | 141.15 | 09:54:38.122 |
| 16 - | 30.166 | 54.053 | 242.6 | 57.851 | 2:22.070 | 139.69 | 09:57:00.192 |
| 17 - | 29.869 | 53.840 | 245.4 | IN PIT | 2:28.195 | P 133.92 | 09:59:28.387 |
| 18 - | OUTLAP | 54.313 | 242.6 | 56.162 | 11:12.758 | 29.50 | 10:10:41.145 |
| 19 - | 29.385 | 53.193 | 243.2 | 57.110 | 2:19.688 (2) | 142.07 | 10:13:00.833 |
| 20 - | 29.292 | 52.929 | 243.7 | 56.383 | 2:18.604 (1) | 143.19 | 10:15:19.437 |

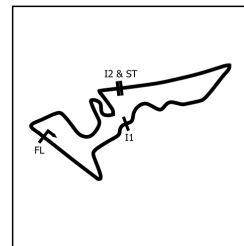
Weather / Track : Sunny / Dry

Circuit of the Americas
 Circuit Length = 5.513 km
 Start: 09:15 Flag 10:15 End: 10:19

Circuit of the Americas (II)

Pirelli GT4 America Sprint & SprintX

PRACTICE SESSION 1 - SECTOR ANALYSIS



SECTOR 1 = FL to I1, SECTOR 2 = I1 to I2, SECTOR 3 = I2 to FL, DIFF = Difference To Personal Best Lap, P = Crossed Finish Line in Pit Lane, D = Time Disallowed

| P11 47 Pro/Am NOLASPORT | | Porsche 718 Cayman GT4 - | | | | | | |
|---------------------------|---------------|--------------------------|--------------|--------------------|-----------------|-------------------|-----------|---------------------|
| IDEAL LAP TIME : 2:18.227 | | BEST LAP TIME : 2:18.729 | | DIFFERENCE : 0.502 | | | | |
| D1: Matt TRAVIS | | D2: Jason HART | | | | | | |
| LAP | SECTOR 1 | SECTOR 2 | | SECTOR 3 | LAP TIME | KPH | DIFF | TIME OF DAY |
| 1 - D1 | OUTLAP | 53.991 | 240.5 | 56.726 | | | | 09:19:03.782 |
| 2 - D1 | 30.037 | 53.519 | 242.1 | IN PIT | 2:24.945 | P 136.92 | 6.216 | 09:21:28.727 |
| 3 - D1 | OUTLAP | 56.506 | 229.7 | 57.254 | 4:28.092 | 74.02 | 2:09.363 | 09:25:56.819 |
| 4 - D1 | 29.941 | 55.051 | 240.5 | 56.039 | 2:21.031 | 140.72 | 2.302 | 09:28:17.850 |
| 5 - D1 | 30.527 | 1:14.625 | 216.0 | IN PIT | 2:47.583 | P 118.42 | 28.854 | 09:31:05.433 |
| 6 - D1 | | | | IN PIT | 22:25.174 | P 14.75 | 20:06.445 | 09:53:30.607 |
| 7 - D2 | OUTLAP | 53.675 | 238.9 | 55.669 | 2:46.126 | 119.46 | 27.397 | 09:56:16.733 |
| 8 - D2 | 29.797 | 53.390 | 240.0 | 55.867 | 2:19.054 | (3) 142.72 | 0.325 | 09:58:35.787 |
| 9 - D2 | 29.881 | 53.447 | 240.0 | 1:00.279 | 2:23.607 | 138.20 | 4.878 | 10:00:59.394 |
| 10 - D2 | 29.789 | 52.816 | 241.0 | 56.124 | 2:18.729 | (1) 143.06 | | 10:03:18.123 |
| 11 - D2 | 29.742 | 53.047 | 240.5 | 55.980 | 2:18.769 | (2) 143.02 | 0.040 | 10:05:36.892 |
| 12 - D2 | 29.796 | 53.054 | 239.4 | 56.888 | 2:19.738 | 142.02 | 1.009 | 10:07:56.630 |
| 13 - D2 | 29.861 | 53.080 | 239.4 | 56.632 | 2:19.573 | 142.19 | 0.844 | 10:10:16.203 |
| 14 - D2 | 30.107 | 53.255 | 240.5 | IN PIT | 2:24.652 | P 137.20 | 5.923 | 10:12:40.855 |

| P12 91 Pro/Am Rearden Racing | | Aston Martin Vantage GT4 - | | | | | | |
|------------------------------|---------------|----------------------------|--------------|--------------------|-----------------|-------------------|----------|---------------------|
| IDEAL LAP TIME : 2:18.552 | | BEST LAP TIME : 2:18.809 | | DIFFERENCE : 0.257 | | | | |
| D1: Jeff BURTON | | D2: Vesko KOZAROV | | | | | | |
| LAP | SECTOR 1 | SECTOR 2 | | SECTOR 3 | LAP TIME | KPH | DIFF | TIME OF DAY |
| 1 - D2 | OUTLAP | 55.216 | 231.7 | 57.995 | | | | 09:18:06.804 |
| 2 - D2 | 30.119 | 53.966 | 232.2 | 57.085 | 2:21.170 | 140.58 | 2.361 | 09:20:27.974 |
| 3 - D2 | 30.231 | 53.738 | 234.2 | 56.643 | 2:20.612 | 141.14 | 1.803 | 09:22:48.586 |
| 4 - D2 | 29.740 | 53.957 | 233.2 | IN PIT | 2:24.876 | P 136.99 | 6.067 | 09:25:13.462 |
| 5 - D2 | OUTLAP | 54.119 | 230.7 | 56.997 | 5:00.834 | 65.97 | 2:42.025 | 09:30:14.296 |
| 6 - D2 | 29.906 | 53.896 | 234.2 | 56.402 | 2:20.204 | 141.55 | 1.395 | 09:32:34.500 |
| 7 - D2 | 29.556 | 53.672 | 235.2 | IN PIT | 2:25.027 | P 136.84 | 6.218 | 09:34:59.527 |
| 8 - D2 | OUTLAP | 54.074 | 233.7 | 56.814 | 4:40.136 | 70.84 | 2:21.327 | 09:39:39.663 |
| 9 - D2 | 29.766 | 53.868 | 233.7 | 56.548 | 2:20.182 | 141.57 | 1.373 | 09:41:59.845 |
| 10 - D2 | 29.877 | 53.736 | 233.2 | IN PIT | 2:24.128 | P 137.70 | 5.319 | 09:44:23.973 |
| 11 - D1 | OUTLAP | 57.380 | 218.6 | 57.105 | 4:49.503 | 68.55 | 2:30.694 | 09:49:13.476 |
| 12 - D1 | 29.813 | 53.255 | 232.2 | 55.741 | 2:18.809 | (1) 142.97 | | 09:51:32.285 |
| 13 - D1 | 29.916 | 53.424 | 233.2 | 1:05.447 | 2:28.787 | 133.39 | 9.978 | 09:54:01.072 |
| 14 - D1 | 30.275 | 54.248 | 232.7 | 57.060 | 2:21.583 | 140.17 | 2.774 | 09:56:22.655 |
| 15 - D1 | 29.869 | 53.762 | 232.7 | 56.570 | 2:20.201 | 141.55 | 1.392 | 09:58:42.856 |
| 16 - D1 | 29.980 | 53.422 | 233.7 | 56.522 | 2:19.924 | 141.83 | 1.115 | 10:01:02.780 |
| 17 - D1 | 30.024 | 53.810 | 233.2 | IN PIT | 2:26.141 | P 135.80 | 7.332 | 10:03:28.921 |
| 18 - D1 | | | | IN PIT | 2:25.933 | P 135.99 | 7.124 | 10:05:54.854 |
| 19 - D2 | OUTLAP | 55.035 | 232.7 | 55.807 | 2:46.177 | 119.43 | 27.368 | 10:08:41.031 |
| 20 - D2 | 30.014 | 53.576 | 233.2 | 57.074 | 2:20.664 | 141.09 | 1.855 | 10:11:01.695 |
| 21 - D2 | 29.775 | 53.378 | 233.2 | 56.331 | 2:19.484 | (2) 142.28 | 0.675 | 10:13:21.179 |
| 22 - D2 | 29.603 | 53.371 | 232.2 | 56.652 | 2:19.626 | (3) 142.14 | 0.817 | 10:15:40.805 |

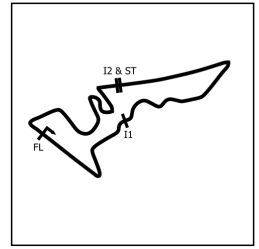
Weather / Track : Sunny / Dry

Circuit of the Americas
 Circuit Length = 5.513 km
 Start: 09:15 Flag 10:15 End: 10:19

Circuit of the Americas (II)

Pirelli GT4 America Sprint & SprintX

PRACTICE SESSION 1 - SECTOR ANALYSIS



SECTOR 1 = FL to I1, SECTOR 2 = I1 to I2, SECTOR 3 = I2 to FL, DIFF = Difference To Personal Best Lap, P = Crossed Finish Line in Pit Lane, D = Time Disallowed

| P13 50 Pro/Am Panoz Racing | | Panoz Esperante Avezzano - | | | | | |
|----------------------------|---------------|----------------------------|--------------|--------------------|---------------------|---------------|---------------------|
| IDEAL LAP TIME : 2:18.888 | | BEST LAP TIME : 2:18.888 | | DIFFERENCE : 0.000 | | | |
| D1: Matt KEEGAN | | D2: Ian JAMES | | | | | |
| LAP | SECTOR 1 | SECTOR 2 | SECTOR 3 | LAP TIME | KPH | DIFF | TIME OF DAY |
| 1 - D2 | OUTLAP | 1:01.433 | 185.2 | 1:01.946 | | | 09:18:27.299 |
| 2 - D2 | 32.568 | 56.105 | 215.5 | 58.949 | 2:27.622 | 134.44 | 09:20:54.921 |
| 3 - D2 | 30.568 | 53.623 | 225.4 | 56.731 | 2:20.922 | 140.83 | 09:23:15.843 |
| 4 - D2 | 30.571 | 53.488 | 231.7 | 56.228 | 2:20.287 (3) | 141.47 | 09:25:36.130 |
| 5 - D2 | 30.048 | 53.027 | 231.7 | 55.813 | 2:18.888 (1) | 142.89 | 09:27:55.018 |
| 6 - D2 | 30.459 | 53.695 | 229.2 | IN PIT | 2:26.643 P | 135.34 | 09:30:21.661 |
| 7 - D2 | OUTLAP | 54.106 | 232.2 | 56.316 | 4:13.411 | 78.31 | 09:34:35.072 |
| 8 - D2 | 30.720 | 54.617 | 232.2 | 56.560 | 2:21.897 | 139.86 | 09:36:56.969 |
| 9 - D2 | 30.384 | 53.497 | 232.7 | IN PIT | 2:26.514 P | 135.46 | 09:39:23.483 |
| 10 - D1 | OUTLAP | 56.206 | 206.1 | 58.716 | 4:55.688 | 67.12 | 09:44:19.171 |
| 11 - D1 | 31.757 | 55.137 | 231.7 | 58.157 | 2:25.051 | 136.82 | 09:46:44.222 |
| 12 - D1 | 31.091 | 54.609 | 232.2 | 57.312 | 2:23.012 | 138.77 | 09:49:07.234 |
| 13 - D1 | 30.869 | 54.476 | 232.2 | 56.558 | 2:21.903 | 139.86 | 09:51:29.137 |
| 14 - D1 | 30.732 | 54.450 | 233.7 | 56.732 | 2:21.914 | 139.85 | 09:53:51.051 |
| 15 - D1 | 30.575 | 53.947 | 234.2 | 56.399 | 2:20.921 | 140.83 | 09:56:11.972 |
| 16 - D1 | 30.100 | 53.951 | 233.2 | 57.178 | 2:21.229 | 140.52 | 09:58:33.201 |
| 17 - D1 | 30.120 | 53.574 | 232.7 | 55.854 | 2:19.548 (2) | 142.22 | 10:00:52.749 |
| 18 - D1 | 30.388 | 53.890 | 229.2 | 56.170 | 2:20.448 | 141.31 | 10:03:13.197 |
| 19 - D1 | 30.120 | 54.640 | 228.3 | 57.278 | 2:22.038 | 139.72 | 10:05:35.235 |
| 20 - D1 | 30.248 | 53.721 | 232.2 | IN PIT | 2:28.421 P | 133.71 | 10:08:03.656 |

| P14 51 Silver Panoz Racing | | Panoz Esperante Avezzano - | | | | | |
|----------------------------|---------------|----------------------------|--------------|--------------------|---------------------|---------------|---------------------|
| IDEAL LAP TIME : 2:18.873 | | BEST LAP TIME : 2:18.917 | | DIFFERENCE : 0.044 | | | |
| D1: Parker CHASE | | D2: Roman DE ANGELIS | | | | | |
| LAP | SECTOR 1 | SECTOR 2 | SECTOR 3 | LAP TIME | KPH | DIFF | TIME OF DAY |
| 1 - D2 | OUTLAP | 1:11.188 | 135.0 | IN PIT | | | 09:18:52.485 |
| 2 - D2 | OUTLAP | 1:01.693 | 162.4 | IN PIT | 10:51.603 P | 30.45 | 09:29:44.088 |
| 3 - D2 | OUTLAP | 53.949 | 224.0 | 56.388 | 11:38.847 | 28.39 | 09:41:22.935 |
| 4 - D2 | 30.238 | 53.607 | 232.7 | 56.107 | 2:19.952 (2) | 141.81 | 09:43:42.887 |
| 5 - D2 | 29.964 | 53.296 | 233.7 | 55.657 | 2:18.917 (1) | 142.86 | 09:46:01.804 |
| 6 - D2 | 30.921 | 53.252 | 235.8 | IN PIT | 2:26.596 P | 135.38 | 09:48:28.400 |
| 7 - D1 | OUTLAP | 55.647 | 225.4 | 1:22.452 | 6:15.938 | 52.79 | 09:54:44.338 |
| 8 - D1 | 32.639 | 54.044 | 230.7 | 56.886 | 2:23.569 | 138.23 | 09:57:07.907 |
| 9 - D1 | 30.090 | 53.935 | 231.2 | 56.316 | 2:20.341 | 141.41 | 09:59:28.248 |
| 10 - D1 | 30.149 | 53.482 | 231.2 | 56.563 | 2:20.194 (3) | 141.56 | 10:01:48.442 |
| 11 - D1 | 30.911 | 54.438 | 215.5 | IN PIT | 2:31.669 P | 130.85 | 10:04:20.111 |

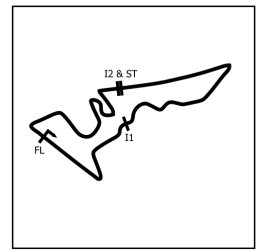
Weather / Track : Sunny / Dry

Circuit of the Americas
 Circuit Length = 5.513 km
 Start: 09:15 Flag 10:15 End: 10:19

Circuit of the Americas (II)

Pirelli GT4 America Sprint & SprintX

PRACTICE SESSION 1 - SECTOR ANALYSIS



SECTOR 1 = FL to I1, SECTOR 2 = I1 to I2, SECTOR 3 = I2 to FL, DIFF = Difference To Personal Best Lap, P = Crossed Finish Line in Pit Lane, D = Time Disallowed

| P15 7 Am NOLASPORT | | Porsche 718 Cayman GT4 - | | | | | |
|---------------------------|---------------|--------------------------|--------------|--------------------|---------------------|---------------|---------------------|
| IDEAL LAP TIME : 2:18.657 | | BEST LAP TIME : 2:19.041 | | DIFFERENCE : 0.384 | | | |
| D1: Sean GIBBONS | | D2: Zac ANDERSON | | | | | |
| LAP | SECTOR 1 | SECTOR 2 | SECTOR 3 | LAP TIME | KPH | DIFF | TIME OF DAY |
| 1 - D2 | OUTLAP | 54.042 | 241.0 | 57.809 | | | 09:19:05.971 |
| 2 - D2 | 30.153 | 53.685 | 240.5 | IN PIT | 2:25.307 P | 136.58 | 09:21:31.278 |
| 3 - D2 | OUTLAP | 57.117 | 237.3 | 57.567 | 5:53.410 | 56.15 | 09:27:24.688 |
| 4 - D2 | 30.355 | 54.263 | 240.5 | 56.091 | 2:20.709 | 141.04 | 09:29:45.397 |
| 5 - D2 | 30.218 | 53.286 | 240.0 | 56.476 | 2:19.980 | 141.78 | 09:32:05.377 |
| 6 - D2 | 30.029 | 53.990 | 241.0 | 56.190 | 2:20.209 | 141.55 | 09:34:25.586 |
| 7 - D2 | 30.271 | 53.621 | 240.5 | 56.134 | 2:20.026 | 141.73 | 09:36:45.612 |
| 8 - D2 | 29.979 | 53.522 | 240.5 | 56.358 | 2:19.859 | 141.90 | 09:39:05.471 |
| 9 - D2 | 29.832 | 53.351 | 241.6 | IN PIT | 2:25.762 P | 136.15 | 09:41:31.233 |
| 10 - D2 | OUTLAP | 53.487 | 242.6 | 56.171 | 4:40.600 | 70.72 | 09:46:11.833 |
| 11 - D2 | 29.885 | 53.438 | 243.2 | 56.402 | 2:19.725 (3) | 142.04 | 09:48:31.558 |
| 12 - D2 | 30.651 | 55.494 | 242.6 | 56.244 | 2:22.389 | 139.38 | 09:50:53.947 |
| 13 - D2 | 30.000 | 53.125 | 243.7 | 57.813 | 2:20.938 | 140.81 | 09:53:14.885 |
| 14 - D2 | 29.982 | 52.832 | 244.3 | 56.227 | 2:19.041 (1) | 142.74 | 09:55:33.926 |
| 15 - D2 | 29.734 | 53.042 | 243.7 | 56.278 | 2:19.054 (2) | 142.72 | 09:57:52.980 |
| 16 - D2 | 34.001 | 54.769 | 243.2 | IN PIT | 2:31.243 P | 131.22 | 10:00:24.223 |

| P16 28 Silver ST Racing | | BMW M4 GT4 - | | | | | |
|-------------------------|----------|--------------------------|----------|---------------------|---------------|----------|---------------------|
| IDEAL LAP TIME : | | BEST LAP TIME : 2:19.200 | | DIFFERENCE : | | | |
| D1: Nick WITTMER | | D2: Harry GOTTSACKER | | | | | |
| LAP | SECTOR 1 | SECTOR 2 | SECTOR 3 | LAP TIME | KPH | DIFF | TIME OF DAY |
| 1 - D1 | | | | | | | 09:17:32.554 |
| 2 - D1 | | | | 2:19.716 | 142.05 | 0.516 | 09:19:52.270 |
| 3 - D1 | | | | 2:21.236 | 140.52 | 2.036 | 09:22:13.506 |
| 4 - D1 | | | | 2:20.190 | 141.57 | 0.990 | 09:24:33.696 |
| 5 - D1 | | | | 7:43.487 | 42.82 | 5:24.287 | 09:32:17.183 |
| 6 - D2 | | | | 2:20.980 | 140.77 | 1.780 | 09:34:38.163 |
| 7 - D2 | | | | 2:20.175 | 141.58 | 0.975 | 09:36:58.338 |
| 8 - D2 | | | | 2:19.799 | 141.96 | 0.599 | 09:39:18.137 |
| 9 - D2 | | | | 2:19.548 | 142.22 | 0.348 | 09:41:37.685 |
| 10 - D2 | | | | 2:19.200 (1) | 142.57 | | 09:43:56.885 |
| 11 - D2 | | | | 2:19.466 | 142.30 | 0.266 | 09:46:16.351 |
| 12 - D2 | | | | 2:19.370 (2) | 142.40 | 0.170 | 09:48:35.721 |
| 13 - D2 | | | | 2:20.527 | 141.23 | 1.327 | 09:50:56.248 |
| 14 - D2 | | | | 2:19.449 (3) | 142.32 | 0.249 | 09:53:15.697 |
| 15 - D2 | | | | 2:23.074 | 138.71 | 3.874 | 09:55:38.771 |
| 16 - D2 | | | | 6:52.686 | 48.09 | 4:33.486 | 10:02:31.457 |
| 17 - D2 | | | | 2:19.822 | 141.94 | 0.622 | 10:04:51.279 |
| 18 - D2 | | | | 2:20.886 | 140.87 | 1.686 | 10:07:12.165 |
| 19 - D2 | | | | 2:19.750 | 142.01 | 0.550 | 10:09:31.915 |
| 20 - D2 | | | | 2:20.084 | 141.67 | 0.884 | 10:11:51.999 |
| 21 - D2 | | | | 2:20.033 | 141.72 | 0.833 | 10:14:12.032 |
| 22 - D2 | | | | 2:19.498 | 142.27 | 0.298 | 10:16:31.530 |

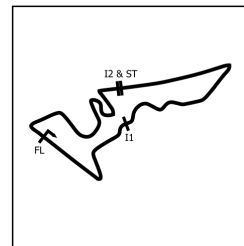
Weather / Track : Sunny / Dry

Circuit of the Americas
 Circuit Length = 5.513 km
 Start: 09:15 Flag 10:15 End: 10:19

Circuit of the Americas (II)

Pirelli GT4 America Sprint & SprintX

PRACTICE SESSION 1 - SECTOR ANALYSIS



SECTOR 1 = FL to I1, SECTOR 2 = I1 to I2, SECTOR 3 = I2 to FL, DIFF = Difference To Personal Best Lap, P = Crossed Finish Line in Pit Lane, D = Time Disallowed

| P17 12 Pro Drew STAVELEY | | Ford Mustang GT4 - Ian Lacy Racing | | | | | |
|---------------------------|---------------|------------------------------------|--------------|--------------------|---------------------|---------------|-----------------------|
| IDEAL LAP TIME : 2:19.203 | | BEST LAP TIME : 2:19.255 | | DIFFERENCE : 0.052 | | | |
| LAP | SECTOR 1 | SECTOR 2 | SECTOR 3 | LAP TIME | KPH | DIFF | TIME OF DAY |
| 1 - | OUTLAP | 56.621 | 219.5 | 57.362 | | | 09:17:37.839 |
| 2 - | 30.539 | 53.758 | 232.7 | 56.274 | 2:20.571 | 141.18 | 1.316 09:19:58.410 |
| 3 - | 30.262 | 53.928 | 237.3 | 56.042 | 2:20.232 | 141.52 | 0.977 09:22:18.642 |
| 4 - | 29.791 | 53.587 | 238.9 | 56.369 | 2:19.747 (3) | 142.01 | 0.492 09:24:38.389 |
| 5 - | 30.400 | 55.023 | 236.3 | 56.151 | 2:21.574 | 140.18 | 2.319 09:26:59.963 |
| 6 - | 30.059 | 54.030 | 235.8 | 56.218 | 2:20.307 | 141.45 | 1.052 09:29:20.270 |
| 7 - | 29.698 | 53.639 | 235.2 | 55.918 | 2:19.255 (1) | 142.52 | 09:31:39.525 |
| 8 - | 30.508 | 54.001 | 235.8 | IN PIT | 2:25.237 P | 136.65 | 5.982 09:34:04.762 |
| 9 - | OUTLAP | 53.607 | 235.8 | 56.051 | 9:04.587 | 36.44 | 6:45.332 09:43:09.349 |
| 10 - | 29.950 | 53.815 | 236.8 | 56.218 | 2:19.983 | 141.78 | 0.728 09:45:29.332 |
| 11 - | 29.707 | 53.638 | 237.3 | 56.146 | 2:19.491 (2) | 142.28 | 0.236 09:47:48.823 |
| 12 - | 30.064 | 58.293 | 234.2 | 56.637 | 2:24.994 | 136.88 | 5.739 09:50:13.817 |
| 13 - | 30.633 | 54.895 | 222.2 | IN PIT | 2:26.765 P | 135.22 | 7.510 09:52:40.582 |
| 14 - | OUTLAP | 55.020 | 228.8 | 57.119 | 7:31.420 | 43.96 | 5:12.165 10:00:12.002 |
| 15 - | 30.002 | 54.002 | 236.8 | 57.939 | 2:21.943 | 139.82 | 2.688 10:02:33.945 |
| 16 - | 29.992 | 53.817 | 235.8 | 56.122 | 2:19.931 | 141.83 | 0.676 10:04:53.876 |
| 17 - | 29.878 | 54.118 | 235.8 | 56.036 | 2:20.032 | 141.73 | 0.777 10:07:13.908 |
| 18 - | 30.986 | 54.015 | 236.3 | IN PIT | 2:25.902 P | 136.02 | 6.647 10:09:39.810 |
| 19 - | OUTLAP | 54.405 | 235.2 | 57.095 | 4:49.914 | 68.45 | 2:30.659 10:14:29.724 |
| 20 - | 29.873 | 53.966 | 235.2 | 56.865 | 2:20.704 | 141.05 | 1.449 10:16:50.428 |

| P18 25 Silver CCR Team TFB | | BMW M4 GT4 - | | | | | |
|----------------------------|---------------|--------------------------|--------------|--------------------|---------------------|---------------|------------------------|
| IDEAL LAP TIME : 2:19.314 | | BEST LAP TIME : 2:19.314 | | DIFFERENCE : 0.000 | | | |
| D1: Tim BARBER | | D2: Cole CIRAULO | | | | | |
| LAP | SECTOR 1 | SECTOR 2 | SECTOR 3 | LAP TIME | KPH | DIFF | TIME OF DAY |
| 1 - D1 | OUTLAP | 56.359 | 227.8 | 58.822 | | | 09:17:58.981 |
| 2 - D1 | 30.219 | 54.418 | 239.4 | 57.624 | 2:22.261 | 139.50 | 2.947 09:20:21.242 |
| 3 - D1 | 30.257 | 54.067 | 238.9 | IN PIT | 2:28.144 P | 133.96 | 8.830 09:22:49.386 |
| 4 - D1 | OUTLAP | 1:05.026 | 171.9 | 57.780 | 5:55.949 | 55.75 | 3:36.635 09:28:45.335 |
| 5 - D1 | 29.799 | 53.211 | 242.1 | 56.557 | 2:19.567 (2) | 142.20 | 0.253 09:31:04.902 |
| 6 - D1 | 29.603 | 53.159 | 242.1 | 56.552 | 2:19.314 (1) | 142.46 | 09:33:24.216 |
| 7 - D1 | 29.704 | 55.166 | 244.3 | IN PIT | 2:27.210 P | 134.81 | 7.896 09:35:51.426 |
| 8 - D1 | OUTLAP | 53.442 | 240.5 | 1:01.916 | 12:33.088 | 26.35 | 10:13.774 09:48:24.514 |
| 9 - D1 | 29.771 | 53.625 | 225.0 | IN PIT | 2:26.285 P | 135.67 | 6.971 09:50:50.799 |
| 10 - D2 | OUTLAP | 56.921 | 205.7 | 59.998 | 3:45.822 | 87.88 | 1:26.508 09:54:36.621 |
| 11 - D2 | 31.268 | 54.164 | 238.9 | 57.546 | 2:22.978 | 138.81 | 3.664 09:56:59.599 |
| 12 - D2 | 30.066 | 53.649 | 242.1 | 57.617 | 2:21.332 | 140.42 | 2.018 09:59:20.931 |
| 13 - D2 | 29.966 | 53.739 | 240.5 | 57.569 | 2:21.274 (3) | 140.48 | 1.960 10:01:42.205 |
| 14 - D2 | 30.174 | 53.965 | 244.3 | 57.721 | 2:21.860 | 139.90 | 2.546 10:04:04.065 |
| 15 - D2 | 30.143 | 53.595 | 243.7 | 57.773 | 2:21.511 | 140.24 | 2.197 10:06:25.576 |
| 16 - D2 | 30.654 | 56.026 | 204.5 | IN PIT | 2:35.824 P | 127.36 | 16.510 10:09:01.400 |

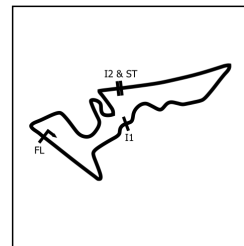
Weather / Track : Sunny / Dry

Circuit of the Americas
 Circuit Length = 5.513 km
 Start: 09:15 Flag 10:15 End: 10:19

Circuit of the Americas (II)

Pirelli GT4 America Sprint & SprintX

PRACTICE SESSION 1 - SECTOR ANALYSIS



SECTOR 1 = FL to I1, SECTOR 2 = I1 to I2, SECTOR 3 = I2 to FL, DIFF = Difference To Personal Best Lap, P = Crossed Finish Line in Pit Lane, D = Time Disallowed

| P19 71 Silver Marco Polo Motorsports | | KTMX-Bow- | | | | | |
|--------------------------------------|---------------|--------------------------|--------------|--------------------|---------------------|---------------|---------------------|
| IDEAL LAP TIME : 2:18.487 | | BEST LAP TIME : 2:19.955 | | DIFFERENCE : 1.468 | | | |
| D1: Mads SILJEHAUG | | D2: Nicolai ELGHANAYAN | | | | | |
| LAP | SECTOR 1 | SECTOR 2 | SECTOR 3 | LAP TIME | KPH | DIFF | TIME OF DAY |
| 1 - D2 | OUTLAP | 56.258 | 233.2 | 57.961 | | | 09:17:54.756 |
| 2 - D2 | 30.637 | 53.522 | 235.2 | 56.479 | 2:20.638 | 141.11 | 09:20:15.394 |
| 3 - D2 | 31.927 | 53.576 | 234.2 | 56.280 | 2:21.783 | 139.98 | 09:22:37.177 |
| 4 - D2 | 30.496 | 54.283 | 232.7 | 56.420 | 2:21.199 | 140.55 | 09:24:58.376 |
| 5 - D2 | 32.647 | 1:01.799 | 155.3 | IN PIT | 2:48.815 P | 117.56 | 09:27:47.191 |
| 6 - D1 | OUTLAP | 54.263 | 234.2 | 57.207 | 5:48.628 | 56.92 | 09:33:35.819 |
| 7 - D1 | 30.052 | 53.392 | 235.2 | 56.915 | 2:20.359 (2) | 141.40 | 09:35:56.178 |
| 8 - D1 | 30.250 | 53.609 | 234.2 | 56.096 | 2:19.955 (1) | 141.80 | 09:38:16.133 |
| 9 - D1 | 29.953 | 54.812 | 227.8 | IN PIT | 2:29.982 P | 132.32 | 09:40:46.115 |
| 10 - D1 | OUTLAP | 53.889 | 237.8 | 55.763 | 4:23.100 | 75.43 | 09:45:09.215 |
| 11 - D1 | 30.405 | 53.347 | 236.8 | IN PIT | 2:27.173 P | 134.85 | 09:47:36.388 |
| 12 - D1 | OUTLAP | 53.347 | 233.2 | IN PIT | 5:17.576 P | 62.49 | 09:52:53.964 |
| 13 - D1 | OUTLAP | 52.963 | 235.2 | 59.792 | 5:31.765 | 59.82 | 09:58:25.729 |
| 14 - D1 | 29.761 | 53.349 | 234.2 | IN PIT | 2:25.247 P | 136.64 | 10:00:50.976 |
| 15 - D2 | OUTLAP | 54.077 | 232.7 | 56.522 | 3:48.285 | 86.93 | 10:04:39.261 |
| 16 - D2 | 30.427 | 53.938 | 234.2 | 56.426 | 2:20.791 | 140.96 | 10:07:00.052 |
| 17 - D2 | 30.365 | 54.485 | 234.2 | 56.887 | 2:21.737 | 140.02 | 10:09:21.789 |
| 18 - D2 | 30.414 | 53.686 | 233.2 | 56.317 | 2:20.417 (3) | 141.34 | 10:11:42.206 |
| 19 - D2 | 30.421 | 53.666 | 232.7 | 56.610 | 2:20.697 | 141.06 | 10:14:02.903 |
| 20 - D2 | 30.250 | 53.940 | 232.7 | 56.276 | 2:20.466 | 141.29 | 10:16:23.369 |

| P20 46 Am NOLASPORT | | Porsche Cayman CS MR - | | | | | |
|---------------------------|---------------|--------------------------|--------------|--------------------|---------------------|---------------|---------------------|
| IDEAL LAP TIME : 2:19.452 | | BEST LAP TIME : 2:19.988 | | DIFFERENCE : 0.536 | | | |
| D1: David WALKER | | D2: Russell WALKER | | | | | |
| LAP | SECTOR 1 | SECTOR 2 | SECTOR 3 | LAP TIME | KPH | DIFF | TIME OF DAY |
| 1 - D1 | OUTLAP | 58.241 | 216.8 | 1:00.007 | | | 09:18:55.310 |
| 2 - D1 | 30.644 | 55.267 | 240.0 | 57.509 | 2:23.420 | 138.38 | 09:21:18.730 |
| 3 - D1 | 30.952 | 55.506 | 240.0 | 57.863 | 2:24.321 | 137.51 | 09:23:43.051 |
| 4 - D1 | 30.991 | 55.452 | 240.5 | 57.580 | 2:24.023 | 137.80 | 09:26:07.074 |
| 5 - D1 | 31.221 | 55.590 | 241.0 | 57.521 | 2:24.332 | 137.50 | 09:28:31.406 |
| 6 - D1 | 31.288 | 56.526 | 240.5 | 58.317 | 2:26.131 | 135.81 | 09:30:57.537 |
| 7 - D1 | 30.564 | 55.742 | 242.1 | 58.464 | 2:24.770 | 137.09 | 09:33:22.307 |
| 8 - D1 | 30.911 | 55.874 | 234.2 | 59.027 | 2:25.812 | 136.11 | 09:35:48.119 |
| 9 - D1 | 30.925 | 56.410 | 240.5 | 58.338 | 2:25.673 | 136.24 | 09:38:13.792 |
| 10 - D1 | 30.896 | 55.860 | 241.6 | 58.602 | 2:25.358 | 136.53 | 09:40:39.150 |
| 11 - D1 | 31.692 | 55.332 | 242.1 | IN PIT | 2:32.120 P | 130.46 | 09:43:11.270 |
| 12 - D2 | OUTLAP | 55.364 | 241.6 | 57.469 | 4:22.052 | 75.73 | 09:47:33.322 |
| 13 - D2 | 31.106 | 54.132 | 241.0 | 57.134 | 2:22.372 | 139.40 | 09:49:55.694 |
| 14 - D2 | 30.202 | 53.678 | 241.6 | 56.222 | 2:20.102 (2) | 141.65 | 09:52:15.796 |
| 15 - D2 | 30.035 | 53.395 | 242.6 | 57.429 | 2:20.859 | 140.89 | 09:54:36.655 |
| 16 - D2 | 30.565 | 53.599 | 242.6 | 56.403 | 2:20.567 | 141.19 | 09:56:57.222 |
| 17 - D2 | 30.113 | 53.513 | 241.6 | 56.362 | 2:19.988 (1) | 141.77 | 09:59:17.210 |
| 18 - D2 | 29.935 | 53.756 | 241.6 | 56.781 | 2:20.472 (3) | 141.28 | 10:01:37.682 |
| 19 - D2 | 29.896 | 54.290 | 240.0 | IN PIT | 2:25.835 P | 136.09 | 10:04:03.517 |
| 20 - D2 | OUTLAP | 53.915 | 240.0 | 57.077 | 3:42.818 | 89.07 | 10:07:46.335 |
| 21 - D2 | 29.835 | 54.357 | 241.0 | 57.203 | 2:21.395 | 140.36 | 10:10:07.730 |
| 22 - D2 | 30.194 | 53.744 | 240.5 | IN PIT | 2:25.600 P | 136.31 | 10:12:33.330 |

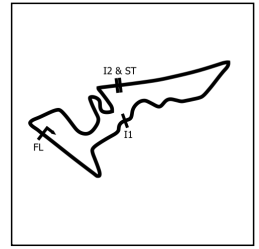
Weather / Track : Sunny / Dry

Circuit of the Americas
 Circuit Length = 5.513 km
 Start: 09:15 Flag 10:15 End: 10:19

Circuit of the Americas (II)

Pirelli GT4 America Sprint & SprintX

PRACTICE SESSION 1 - SECTOR ANALYSIS



SECTOR 1 = FL to I1, SECTOR 2 = I1 to I2, SECTOR 3 = I2 to FL, DIFF = Difference To Personal Best Lap, P = Crossed Finish Line in Pit Lane, D = Time Disallowed

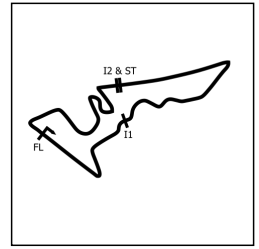
| P21 210 Am | | Michael DINAN | | | Aston Martin Vantage GT4 - Flying Lizard Motorsports | | | |
|---------------------------|---------------|--------------------------|--------------|--------------------|--|-----------------|--------------|---------------------|
| IDEAL LAP TIME : 2:19.710 | | BEST LAP TIME : 2:20.045 | | DIFFERENCE : 0.335 | | | | |
| LAP | SECTOR 1 | SECTOR 2 | SECTOR 3 | LAP TIME | KPH | DIFF | TIME OF DAY | |
| 1 - | OUTLAP | 1:01.330 | 141.3 | 1:03.531 | | | 09:18:32.406 | |
| 2 - | 30.381 | 1:00.909 | 213.8 | 58.547 | 2:29.837 | 132.45 | 9.792 | 09:21:02.243 |
| 3 - | 29.746 | 53.596 | 234.7 | 56.703 | 2:20.045 (1) | 141.71 | | 09:23:22.288 |
| 4 - | 30.050 | 54.300 | 238.9 | 57.414 | 2:21.764 | 139.99 | 1.719 | 09:25:44.052 |
| 5 - | 30.286 | 53.416 | 237.8 | 57.028 | 2:20.730 | 141.02 | 0.685 | 09:28:04.782 |
| 6 - | 29.925 | 53.699 | 236.8 | 56.555 | 2:20.179 (2) | 141.58 | 0.134 | 09:30:24.961 |
| 7 - | 30.312 | 53.938 | 236.8 | IN PIT | 2:27.341 | P 134.69 | 7.296 | 09:32:52.302 |
| 8 - | OUTLAP | 53.928 | 236.3 | 56.775 | 7:47.653 | 42.43 | 5:27.608 | 09:40:39.955 |
| 9 - | 30.000 | 53.895 | 237.3 | 56.600 | 2:20.495 | 141.26 | 0.450 | 09:43:00.450 |
| 10 - | 30.020 | 53.646 | 235.8 | 58.101 | 2:21.767 | 139.99 | 1.722 | 09:45:22.217 |
| 11 - | 30.946 | 55.616 | 238.9 | IN PIT | 2:28.514 | P 133.63 | 8.469 | 09:47:50.731 |
| 12 - | OUTLAP | 54.099 | 234.7 | 56.900 | 7:02.077 | 47.02 | 4:42.032 | 09:54:52.808 |
| 13 - | 29.839 | 53.787 | 236.8 | 56.598 | 2:20.224 (3) | 141.53 | 0.179 | 09:57:13.032 |
| 14 - | 29.964 | 53.847 | 235.8 | IN PIT | 2:25.158 | P 136.72 | 5.113 | 09:59:38.190 |
| 15 - | OUTLAP | 53.843 | 236.3 | 56.840 | 4:24.311 | 75.08 | 2:04.266 | 10:04:02.501 |
| 16 - | 29.739 | 53.760 | 235.8 | 56.901 | 2:20.400 | 141.35 | 0.355 | 10:06:22.901 |
| 17 - | 29.894 | 54.088 | 240.0 | 57.069 | 2:21.051 | 140.70 | 1.006 | 10:08:43.952 |
| 18 - | 30.093 | 54.830 | 235.2 | IN PIT | 2:25.626 | P 136.28 | 5.581 | 10:11:09.578 |

| P22 11 Am | | Tony GAPLES | | | McLaren 570s GT4 - Blackdog Speed Shop | | | |
|---------------------------|---------------|--------------------------|--------------|--------------------|--|-----------------|--------------|---------------------|
| IDEAL LAP TIME : 2:20.060 | | BEST LAP TIME : 2:20.606 | | DIFFERENCE : 0.546 | | | | |
| LAP | SECTOR 1 | SECTOR 2 | SECTOR 3 | LAP TIME | KPH | DIFF | TIME OF DAY | |
| 1 - | OUTLAP | 57.434 | 205.3 | IN PIT | | P | 09:17:52.550 | |
| 2 - | OUTLAP | 55.213 | 220.4 | 58.405 | 4:07.554 | 80.17 | 1:46.948 | 09:22:00.104 |
| 3 - | 30.204 | 54.095 | 241.0 | 57.394 | 2:21.693 | 140.06 | 1.087 | 09:24:21.797 |
| 4 - | 30.103 | 54.137 | 242.1 | 57.530 | 2:21.770 | 139.99 | 1.164 | 09:26:43.567 |
| 5 - | 30.224 | 53.558 | 244.8 | 56.852 | 2:20.634 (2) | 141.12 | 0.028 | 09:29:04.201 |
| 6 - | 30.106 | 53.776 | 243.2 | 57.978 | 2:21.860 | 139.90 | 1.254 | 09:31:26.061 |
| 7 - | 29.954 | 53.828 | 248.2 | 57.132 | 2:20.914 | 140.84 | 0.308 | 09:33:46.975 |
| 8 - | 29.942 | 53.413 | 244.8 | 57.251 | 2:20.606 (1) | 141.15 | | 09:36:07.581 |
| 9 - | 30.062 | 53.366 | 245.4 | 57.487 | 2:20.915 | 140.84 | 0.309 | 09:38:28.496 |
| 10 - | 30.345 | 53.607 | 243.2 | 57.377 | 2:21.329 | 140.42 | 0.723 | 09:40:49.825 |
| 11 - | 30.265 | 53.698 | 244.8 | 57.541 | 2:21.504 | 140.25 | 0.898 | 09:43:11.329 |
| 12 - | 29.942 | 53.266 | 246.5 | IN PIT | 2:27.106 | P 134.91 | 6.500 | 09:45:38.435 |
| 13 - | OUTLAP | 53.612 | 245.4 | 57.275 | 7:08.532 | 46.31 | 4:47.926 | 09:52:46.967 |
| 14 - | 30.206 | 54.635 | 244.8 | 58.335 | 2:23.176 | 138.61 | 2.570 | 09:55:10.143 |
| 15 - | 30.399 | 53.796 | 247.1 | 57.577 | 2:21.772 | 139.99 | 1.166 | 09:57:31.915 |
| 16 - | 30.198 | 53.483 | 241.6 | 57.324 | 2:21.005 | 140.75 | 0.399 | 09:59:52.920 |
| 17 - | 30.010 | 53.923 | 246.0 | 56.962 | 2:20.895 (3) | 140.86 | 0.289 | 10:02:13.815 |
| 18 - | 30.037 | 53.827 | 245.4 | 57.288 | 2:21.152 | 140.60 | 0.546 | 10:04:34.967 |
| 19 - | 30.764 | 54.867 | 245.4 | 57.189 | 2:22.820 | 138.96 | 2.214 | 10:06:57.787 |
| 20 - | 30.671 | 55.923 | 160.2 | IN PIT | 2:36.526 | P 126.79 | 15.920 | 10:09:34.313 |

Circuit of the Americas (II)

Pirelli GT4 America Sprint & SprintX

PRACTICE SESSION 1 - SECTOR ANALYSIS



SECTOR 1 = FL to I1, SECTOR 2 = I1 to I2, SECTOR 3 = I2 to FL, DIFF = Difference To Personal Best Lap, P = Crossed Finish Line in Pit Lane, D = Time Disallowed

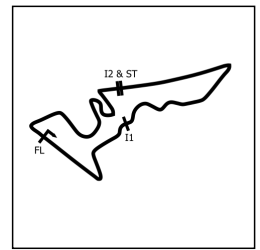
| P23 63 Pro/Am Dexter Racing | | | | Ginetta G55 - | | | |
|-----------------------------|---------------|--------------------------|--------------|--------------------|---------------------|---------------|---------------------|
| IDEAL LAP TIME : 2:20.031 | | BEST LAP TIME : 2:20.611 | | DIFFERENCE : 0.580 | | | |
| D1: Ben ANDERSON | | D2: Warren DEXTER | | | | | |
| LAP | SECTOR 1 | SECTOR 2 | SECTOR 3 | LAP TIME | KPH | DIFF | TIME OF DAY |
| 1 - D1 | OUTLAP | 58.400 | 221.3 | 57.788 | | | 09:18:07.241 |
| 2 - D1 | 30.695 | 55.091 | 224.5 | 56.236 | 2:22.022 (2) | 139.74 | 09:20:29.263 |
| 3 - D1 | 29.914 | 1:07.321 | 225.0 | 56.573 | 2:33.808 | 129.03 | 09:23:03.071 |
| 4 - D1 | 29.960 | 54.170 | 228.8 | 58.068 | 2:22.198 (3) | 139.57 | 09:25:25.269 |
| 5 - D1 | 30.085 | 57.371 | 215.5 | 56.996 | 2:24.452 | 137.39 | 09:27:49.721 |
| 6 - D1 | 30.209 | 53.881 | 224.5 | IN PIT | 2:25.076 P | 136.80 | 09:30:14.797 |
| 7 - D1 | OUTLAP | 54.367 | 225.9 | IN PIT | 2:55.125 P | 113.32 | 09:33:09.922 |
| 8 - D1 | OUTLAP | 55.741 | 220.8 | 57.217 | 17:12.881 | 19.21 | 09:50:22.803 |
| 9 - D1 | 30.016 | 54.203 | 232.2 | 56.392 | 2:20.611 (1) | 141.14 | 09:52:43.414 |
| 10 - D1 | 30.093 | 54.081 | 225.0 | IN PIT | 2:30.492 P | 131.87 | 09:55:13.906 |
| 11 - D2 | OUTLAP | 56.437 | 222.6 | 57.242 | 11:45.133 | 28.14 | 10:06:59.039 |
| 12 - D2 | 30.964 | 59.418 | 217.3 | IN PIT | 2:37.539 P | 125.98 | 10:09:36.578 |

| P24 2 Am Jason BELL | | | | Porsche 718Cayman GT4 - GMG Racing | | | |
|---------------------------|---------------|--------------------------|--------------|------------------------------------|---------------------|---------------|---------------------|
| IDEAL LAP TIME : 2:20.577 | | BEST LAP TIME : 2:20.796 | | DIFFERENCE : 0.219 | | | |
| LAP | SECTOR 1 | SECTOR 2 | SECTOR 3 | LAP TIME | KPH | DIFF | TIME OF DAY |
| 1 - | | | IN PIT | | P | | 09:19:37.932 |
| 2 - | OUTLAP | 55.380 | 240.0 | 57.319 | 14:07.804 | 23.40 | 09:33:45.736 |
| 3 - | 30.186 | 54.706 | 237.8 | 57.472 | 2:22.364 | 139.40 | 09:36:08.100 |
| 4 - | 30.304 | 54.088 | 241.6 | 57.294 | 2:21.686 | 140.07 | 09:38:29.786 |
| 5 - | 30.243 | 53.576 | 240.0 | 56.977 | 2:20.796 (1) | 140.96 | 09:40:50.582 |
| 6 - | 30.192 | 53.770 | 243.7 | 57.182 | 2:21.144 (3) | 140.61 | 09:43:11.726 |
| 7 - | 30.370 | 53.656 | 243.2 | 56.815 | 2:20.841 (2) | 140.91 | 09:45:32.567 |
| 8 - | 50.272 | 57.025 | 210.9 | IN PIT | 2:54.250 P | 113.89 | 09:48:26.817 |
| 9 - | OUTLAP | 55.032 | 234.7 | 58.668 | 16:22.482 | 20.20 | 10:04:49.299 |
| 10 - | 30.782 | 1:16.410 | 209.7 | 59.504 | 2:46.696 | 119.05 | 10:07:35.995 |
| 11 - | 30.640 | 54.931 | 240.5 | 57.383 | 2:22.954 | 138.83 | 10:09:58.949 |
| 12 - | 30.484 | 54.258 | 241.6 | 57.516 | 2:22.258 | 139.51 | 10:12:21.207 |
| 13 - | 30.925 | 54.585 | 238.4 | IN PIT | 2:30.834 P | 131.58 | 10:14:52.041 |

Circuit of the Americas (II)

Pirelli GT4 America Sprint & SprintX

PRACTICE SESSION 1 - SECTOR ANALYSIS



SECTOR 1 = FL to I1, SECTOR 2 = I1 to I2, SECTOR 3 = I2 to FL, DIFF = Difference To Personal Best Lap, P = Crossed Finish Line in Pit Lane, D = Time Disallowed

| P25 17 Am TRG - The Racers Group | | Porsche 718 Cayman GT4 - | | | | | | |
|----------------------------------|---------------|--------------------------|--------------|--------------------|---------------------|-------------------|----------|---------------------|
| IDEAL LAP TIME : 2:20.582 | | BEST LAP TIME : 2:20.921 | | DIFFERENCE : 0.339 | | | | |
| D1: James RAPPAPORT | | D2: Derek DEBOER | | | | | | |
| LAP | SECTOR 1 | SECTOR 2 | | SECTOR 3 | LAP TIME | KPH | DIFF | TIME OF DAY |
| 1 - D1 | OUTLAP | 56.611 | 237.3 | 1:00.358 | | | | 09:19:22.190 |
| 2 - D1 | 31.869 | 56.392 | 237.3 | 59.920 | 2:28.181 | 133.93 | 7.260 | 09:21:50.371 |
| 3 - D1 | 31.900 | 56.304 | 240.5 | 59.536 | 2:27.740 | 134.33 | 6.819 | 09:24:18.111 |
| 4 - D1 | 31.617 | 57.125 | 241.0 | IN PIT | 2:33.686 | P 129.13 | 12.765 | 09:26:51.797 |
| 5 - D2 | OUTLAP | 57.747 | 227.8 | 57.984 | 5:41.115 | 58.18 | 3:20.194 | 09:32:32.912 |
| 6 - D2 | 30.369 | 53.919 | 241.6 | 56.633 | 2:20.921 (1) | 140.83 | | 09:34:53.833 |
| 7 - D2 | 30.320 | 53.720 | 241.6 | 56.970 | 2:21.010 | (2) 140.74 | 0.089 | 09:37:14.843 |
| 8 - D2 | 30.229 | 53.873 | 241.0 | IN PIT | 2:28.299 | P 133.82 | 7.378 | 09:39:43.142 |
| 9 - D2 | OUTLAP | 54.268 | 241.6 | 57.044 | 5:23.905 | 61.27 | 3:02.984 | 09:45:07.047 |
| 10 - D2 | 31.277 | 54.274 | 241.6 | 1:00.973 | 2:26.524 | 135.45 | 5.603 | 09:47:33.571 |
| 11 - D2 | 31.502 | 56.087 | 235.8 | IN PIT | 2:31.303 | P 131.17 | 10.382 | 09:50:04.874 |
| 12 - D2 | OUTLAP | 54.770 | 238.9 | 59.657 | 5:38.343 | 58.65 | 3:17.422 | 09:55:43.217 |
| 13 - D2 | 30.335 | 53.734 | 238.4 | 58.035 | 2:22.104 | (3) 139.66 | 1.183 | 09:58:05.321 |
| 14 - D2 | 30.658 | 55.085 | 238.4 | IN PIT | 2:28.797 | P 133.38 | 7.876 | 10:00:34.118 |
| 15 - D1 | OUTLAP | 56.293 | 235.8 | 59.197 | 5:18.521 | 62.30 | 2:57.600 | 10:05:52.639 |
| 16 - D1 | 31.811 | 56.630 | 237.3 | 57.901 | 2:26.342 | 135.61 | 5.421 | 10:08:18.981 |
| 17 - D1 | 31.302 | 56.071 | 238.9 | 58.672 | 2:26.045 | 135.89 | 5.124 | 10:10:45.026 |
| 18 - D1 | 31.271 | 56.012 | 235.2 | 59.027 | 2:26.310 | 135.64 | 5.389 | 10:13:11.336 |
| 19 - D1 | 31.486 | 55.523 | 237.8 | 58.343 | 2:25.352 | 136.54 | 4.431 | 10:15:36.688 |

| P26 26 Silver Classic BMW | | BMW M4 GT4 - | | | | | | |
|---------------------------|---------------|--------------------------|--------------|--------------------|---------------------|-------------------|-----------|---------------------|
| IDEAL LAP TIME : 2:20.872 | | BEST LAP TIME : 2:20.970 | | DIFFERENCE : 0.098 | | | | |
| D1: Chandler HULL | | D2: Toby GRAHOVEC | | | | | | |
| LAP | SECTOR 1 | SECTOR 2 | | SECTOR 3 | LAP TIME | KPH | DIFF | TIME OF DAY |
| 1 - D1 | OUTLAP | 58.060 | 206.1 | 1:00.252 | | | | 09:17:46.667 |
| 2 - D1 | 30.528 | 1:11.770 | 114.0 | IN PIT | 3:11.714 | P 103.52 | 50.744 | 09:20:58.381 |
| 3 - D1 | | | | IN PIT | 27:04.151 | P 12.21 | 24:43.181 | 09:48:02.532 |
| 4 - D1 | OUTLAP | 55.152 | 237.8 | 58.086 | 3:14.354 | 102.11 | 53.384 | 09:51:16.886 |
| 5 - D1 | 30.309 | 53.935 | 240.5 | 57.716 | 2:21.960 | (3) 139.80 | 0.990 | 09:53:38.846 |
| 6 - D1 | 30.249 | 54.010 | 240.5 | 57.799 | 2:22.058 | 139.70 | 1.088 | 09:56:00.904 |
| 7 - D1 | 30.197 | 53.863 | 240.0 | 56.910 | 2:20.970 (1) | 140.78 | | 09:58:21.874 |
| 8 - D1 | 30.108 | 53.919 | 240.5 | IN PIT | 2:28.340 | P 133.79 | 7.370 | 10:00:50.214 |
| 9 - D1 | OUTLAP | 54.655 | 242.1 | 57.326 | 6:35.527 | 50.17 | 4:14.557 | 10:07:25.741 |
| 10 - D1 | 30.099 | 53.879 | 242.6 | 57.417 | 2:21.395 | (2) 140.36 | 0.425 | 10:09:47.136 |
| 11 - D1 | 30.282 | 54.526 | 241.6 | IN PIT | 2:28.457 | P 133.68 | 7.487 | 10:12:15.593 |
| 12 - D1 | OUTLAP | 55.037 | 238.9 | 57.419 | 4:00.229 | 82.61 | 1:39.259 | 10:16:15.822 |

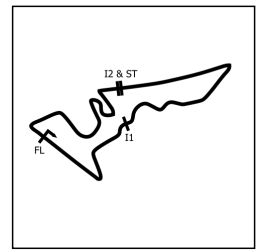
Weather / Track : Sunny / Dry

Circuit of the Americas
 Circuit Length = 5.513 km
 Start: 09:15 Flag 10:15 End: 10:19

Circuit of the Americas (II)

Pirelli GT4 America Sprint & SprintX

PRACTICE SESSION 1 - SECTOR ANALYSIS



SECTOR 1 = FL to I1, SECTOR 2 = I1 to I2, SECTOR 3 = I2 to FL, DIFF = Difference To Personal Best Lap, P = Crossed Finish Line in Pit Lane, D = Time Disallowed

| P27 3 Am Motorsport USA | | McLaren 570s GT4 - | | | | | | |
|---------------------------|---------------|--------------------------|--------------|--------------------|---------------------|---------------|--------------|---------------------|
| IDEAL LAP TIME : 2:21.655 | | BEST LAP TIME : 2:21.915 | | DIFFERENCE : 0.260 | | | | |
| D1: Michael MCALEENAN | | D2: Dan ROGERS | | | | | | |
| LAP | SECTOR 1 | SECTOR 2 | SECTOR 3 | LAP TIME | KPH | DIFF | TIME OF DAY | |
| 1 - D1 | OUTLAP | 58.395 | 211.7 | 59.422 | | | 09:19:01.947 | |
| 2 - D1 | 30.245 | 54.426 | 244.3 | 57.431 | 2:22.102 (2) | 139.66 | 0.187 | 09:21:24.049 |
| 3 - D1 | 29.890 | 54.431 | 243.2 | 57.594 | 2:21.915 (1) | 139.84 | | 09:23:45.964 |
| 4 - D1 | 30.551 | 54.334 | 242.1 | 57.969 | 2:22.854 (3) | 138.93 | 0.939 | 09:26:08.818 |
| 5 - D1 | 30.632 | 54.885 | 231.7 | 58.443 | 2:23.960 | 137.86 | 2.045 | 09:28:32.778 |
| 6 - D1 | 30.524 | 55.117 | 243.2 | IN PIT | 2:29.370 | P 132.87 | 7.455 | 09:31:02.148 |
| 7 - D1 | OUTLAP | 55.692 | 212.1 | 1:00.290 | 4:29.790 | 73.56 | 2:07.875 | 09:35:31.938 |
| 8 - D1 | 30.658 | 54.834 | 241.6 | 58.261 | 2:23.753 | 138.06 | 1.838 | 09:37:55.691 |
| 9 - D1 | 31.743 | 55.877 | 226.4 | IN PIT | 2:33.061 | P 129.66 | 11.146 | 09:40:28.752 |
| 10 - D2 | OUTLAP | 56.472 | 203.0 | 1:00.868 | 5:32.001 | 59.77 | 3:10.086 | 09:46:00.753 |
| 11 - D2 | 32.494 | 55.428 | 224.0 | 1:00.610 | 2:28.532 | 133.61 | 6.617 | 09:48:29.285 |
| 12 - D2 | 32.582 | 56.414 | 213.4 | IN PIT | 2:32.638 | P 130.02 | 10.723 | 09:51:01.923 |
| 13 - D2 | OUTLAP | 56.380 | 230.2 | 59.490 | 4:03.093 | 81.64 | 1:41.178 | 09:55:05.016 |
| 14 - D2 | 31.100 | 55.889 | 237.3 | 59.248 | 2:26.237 | 135.71 | 4.322 | 09:57:31.253 |
| 15 - D2 | 31.826 | 55.468 | 239.4 | 59.053 | 2:26.347 | 135.61 | 4.432 | 09:59:57.600 |
| 16 - D2 | 30.661 | 55.784 | 238.9 | 59.203 | 2:25.648 | 136.26 | 3.733 | 10:02:23.248 |
| 17 - D2 | 31.574 | 55.327 | 241.0 | 58.765 | 2:25.666 | 136.24 | 3.751 | 10:04:48.914 |
| 18 - D2 | 33.454 | 56.430 | 234.2 | 58.852 | 2:28.736 | 133.43 | 6.821 | 10:07:17.650 |
| 19 - D2 | 31.363 | 57.073 | 224.0 | 59.641 | 2:28.077 | 134.03 | 6.162 | 10:09:45.727 |
| 20 - D2 | 31.463 | 56.100 | 236.8 | IN PIT | 2:32.760 | P 129.92 | 10.845 | 10:12:18.487 |

| P28 62 Am Mark KLENIN | | SIN R1 GT4 - KPR | | | | | | |
|---------------------------|---------------|--------------------------|--------------|--------------------|---------------------|---------------|--------------|---------------------|
| IDEAL LAP TIME : 2:20.948 | | BEST LAP TIME : 2:22.478 | | DIFFERENCE : 1.530 | | | | |
| LAP | SECTOR 1 | SECTOR 2 | SECTOR 3 | LAP TIME | KPH | DIFF | TIME OF DAY | |
| 1 - | OUTLAP | 1:02.379 | 206.5 | IN PIT | | P | 09:18:21.894 | |
| 2 - | OUTLAP | 59.179 | 201.4 | 1:02.725 | 4:55.631 | 67.13 | 2:33.153 | 09:23:17.525 |
| 3 - | 31.549 | 58.926 | 225.9 | 59.014 | 2:29.489 | 132.76 | 7.011 | 09:25:47.014 |
| 4 - | 30.927 | 55.125 | 226.8 | 1:01.883 | 2:27.935 | 134.15 | 5.457 | 09:28:14.949 |
| 5 - | 33.089 | 59.423 | 217.7 | 1:01.024 | 2:33.536 | 129.26 | 11.058 | 09:30:48.485 |
| 6 - | 31.554 | 59.010 | 222.2 | 58.734 | 2:29.298 | 132.93 | 6.820 | 09:33:17.783 |
| 7 - | 31.458 | 56.409 | 222.6 | 58.439 | 2:26.306 | 135.65 | 3.828 | 09:35:44.089 |
| 8 - | 31.601 | 54.885 | 233.2 | 58.885 | 2:25.371 | 136.52 | 2.893 | 09:38:09.460 |
| 9 - | 31.472 | 55.899 | 232.7 | 57.251 | 2:24.622 | 137.23 | 2.144 | 09:40:34.082 |
| 10 - | 30.899 | 54.944 | 233.7 | IN PIT | 2:31.749 | P 130.78 | 9.271 | 09:43:05.831 |
| 11 - | OUTLAP | 58.398 | 228.8 | 58.276 | 8:10.544 | 40.45 | 5:48.066 | 09:51:16.375 |
| 12 - | 31.731 | 55.079 | 236.3 | 57.008 | 2:23.818 | 137.99 | 1.340 | 09:53:40.193 |
| 13 - | 30.344 | 56.811 | 235.2 | IN PIT | 2:33.150 | P 129.59 | 10.672 | 09:56:13.343 |
| 14 - | OUTLAP | 57.776 | 232.2 | 1:00.324 | 10:05.126 | 32.79 | 7:42.648 | 10:06:18.469 |
| 15 - | 31.370 | 56.670 | 229.7 | 56.983 | 2:25.023 | 136.85 | 2.545 | 10:08:43.492 |
| 16 - | 30.248 | 55.602 | 236.3 | 56.658 | 2:22.508 (2) | 139.26 | 0.030 | 10:11:06.000 |
| 17 - | 30.857 | 54.042 | 235.8 | 57.579 | 2:22.478 (1) | 139.29 | | 10:13:28.478 |
| 18 - | 30.564 | 54.421 | 233.7 | 57.939 | 2:22.924 (3) | 138.86 | 0.446 | 10:15:51.402 |

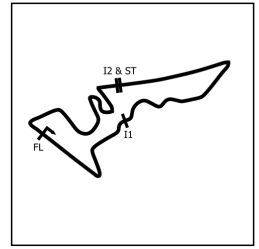
Weather / Track : Sunny / Dry

Circuit of the Americas
 Circuit Length = 5.513 km
 Start: 09:15 Flag 10:15 End: 10:19

Circuit of the Americas (II)

Pirelli GT4 America Sprint & SprintX

PRACTICE SESSION 1 - SECTOR ANALYSIS



SECTOR 1 = FL to I1, SECTOR 2 = I1 to I2, SECTOR 3 = I2 to FL, DIFF = Difference To Personal Best Lap, P = Crossed Finish Line in Pit Lane, D = Time Disallowed

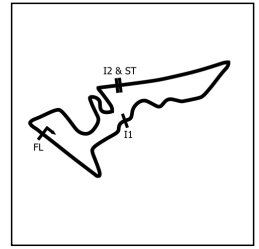
| P29 24 Am Frank GANNETT | | Ford Mustang GT4 - Ian Lacy Racing | | | | | |
|---------------------------|---------------|------------------------------------|--------------|--------------------|---------------------|---------------|---------------------|
| IDEAL LAP TIME : 2:22.062 | | BEST LAP TIME : 2:22.499 | | DIFFERENCE : 0.437 | | | |
| LAP | SECTOR 1 | SECTOR 2 | SECTOR 3 | LAP TIME | KPH | DIFF | TIME OF DAY |
| 1 - | OUTLAP | 1:01.852 | 165.8 | 1:03.254 | | | 09:18:46.123 |
| 2 - | 31.549 | 56.026 | 234.2 | 58.551 | 2:26.126 | 135.81 | 3.627 09:21:12.249 |
| 3 - | 30.924 | 55.291 | 232.2 | 57.913 | 2:24.128 | 137.70 | 1.629 09:23:36.377 |
| 4 - | 31.129 | 55.498 | 234.7 | 57.520 | 2:24.147 | 137.68 | 1.648 09:26:00.524 |
| 5 - | 30.702 | 54.854 | 235.8 | 57.670 | 2:23.226 | 138.56 | 0.727 09:28:23.750 |
| 6 - | 30.736 | 54.703 | 227.3 | 58.341 | 2:23.780 | 138.03 | 1.281 09:30:47.530 |
| 7 - | 30.568 | 54.913 | 234.7 | 57.031 | 2:22.512 (2) | 139.26 | 0.013 09:33:10.042 |
| 8 - | 30.570 | 54.485 | 235.8 | 57.466 | 2:22.521 (3) | 139.25 | 0.022 09:35:32.563 |
| 9 - | 30.770 | 55.262 | 235.8 | 57.475 | 2:23.507 | 138.29 | 1.008 09:37:56.070 |
| 10 - | 30.691 | 54.463 | 234.2 | 57.345 | 2:22.499 (1) | 139.27 | 09:40:18.569 |
| 11 - | 30.606 | 55.163 | 235.8 | 57.656 | 2:23.425 | 138.37 | 0.926 09:42:41.994 |
| 12 - | 30.598 | 54.918 | 235.2 | 57.126 | 2:22.642 | 139.13 | 0.143 09:45:04.636 |
| 13 - | 30.702 | 55.365 | 233.7 | IN PIT | 2:31.157 P | 131.29 | 8.658 09:47:35.793 |

| P30 59 Am Paul TERRY | | Aston Martin Vantage GT4 - Rearden Racing | | | | | |
|---------------------------|---------------|---|--------------|--------------------|---------------------|---------------|-----------------------|
| IDEAL LAP TIME : 2:22.861 | | BEST LAP TIME : 2:23.445 | | DIFFERENCE : 0.584 | | | |
| LAP | SECTOR 1 | SECTOR 2 | SECTOR 3 | LAP TIME | KPH | DIFF | TIME OF DAY |
| 1 - | OUTLAP | 59.947 | 172.2 | 1:00.963 | | | 09:18:31.299 |
| 2 - | 31.017 | 55.647 | 229.7 | 58.181 | 2:24.845 | 137.02 | 1.400 09:20:56.144 |
| 3 - | 31.618 | 55.651 | 231.2 | 57.861 | 2:25.130 | 136.75 | 1.685 09:23:21.274 |
| 4 - | 30.035 | 55.319 | 229.7 | 59.536 | 2:24.890 | 136.97 | 1.445 09:25:46.164 |
| 5 - | 30.345 | 55.911 | 231.2 | 58.118 | 2:24.374 | 137.46 | 0.929 09:28:10.538 |
| 6 - | 30.351 | 55.345 | 231.2 | 57.953 | 2:23.649 (2) | 138.16 | 0.204 09:30:34.187 |
| 7 - | 30.529 | 55.392 | 232.7 | 58.620 | 2:24.541 | 137.30 | 1.096 09:32:58.728 |
| 8 - | 30.590 | 55.155 | 231.2 | 57.700 | 2:23.445 (1) | 138.35 | 09:35:22.173 |
| 9 - | 30.254 | 55.968 | 231.2 | 58.309 | 2:24.531 | 137.31 | 1.086 09:37:46.704 |
| 10 - | 30.006 | 55.197 | 230.2 | 59.128 | 2:24.331 | 137.50 | 0.886 09:40:11.035 |
| 11 - | 30.099 | 55.826 | 232.2 | 58.234 | 2:24.159 (3) | 137.67 | 0.714 09:42:35.194 |
| 12 - | 30.316 | 56.398 | 232.2 | IN PIT | 2:31.587 P | 130.92 | 8.142 09:45:06.781 |
| 13 - | OUTLAP | 57.014 | 232.7 | 59.055 | 7:39.176 | 43.22 | 5:15.731 09:52:45.957 |
| 14 - | 30.766 | 55.414 | 218.1 | 59.177 | 2:25.357 | 136.53 | 1.912 09:55:11.314 |
| 15 - | 30.598 | 55.799 | 230.2 | 58.335 | 2:24.732 | 137.12 | 1.287 09:57:36.046 |
| 16 - | 30.686 | 56.167 | 231.2 | 58.834 | 2:25.687 | 136.22 | 2.242 10:00:01.733 |
| 17 - | 30.152 | 55.791 | 228.8 | 59.386 | 2:25.329 | 136.56 | 1.884 10:02:27.062 |
| 18 - | 30.431 | 1:10.874 | 195.2 | IN PIT | 2:47.608 P | 118.41 | 24.163 10:05:14.670 |

Circuit of the Americas (II)

Pirelli GT4 America Sprint & SprintX

PRACTICE SESSION 1 - SECTOR ANALYSIS



SECTOR 1 = FL to I1, SECTOR 2 = I1 to I2, SECTOR 3 = I2 to FL, DIFF = Difference To Personal Best Lap, P = Crossed Finish Line in Pit Lane, D = Time Disallowed

| P31 48 Am Jason HALL | | Porsche 718 Cayman GT4 - NOLASPORT | | | | | |
|---------------------------|---------------|------------------------------------|--------------|--------------------|---------------------|---------------|-----------------------|
| IDEAL LAP TIME : 2:24.440 | | BEST LAP TIME : 2:25.323 | | DIFFERENCE : 0.883 | | | |
| LAP | SECTOR 1 | SECTOR 2 | SECTOR 3 | LAP TIME | KPH | DIFF | TIME OF DAY |
| 1 - | OUTLAP | 55.231 | 236.3 | 59.577 | | | 09:19:14.404 |
| 2 - | 31.814 | 55.355 | 240.5 | 59.418 | 2:26.587 | 135.39 | 1.264 09:21:40.991 |
| 3 - | 31.694 | 55.822 | 240.0 | 58.687 | 2:26.203 | 135.74 | 0.880 09:24:07.194 |
| 4 - | 31.505 | 56.447 | 240.0 | 59.151 | 2:27.103 | 134.91 | 1.780 09:26:34.297 |
| 5 - | 31.785 | 55.956 | 239.4 | 59.147 | 2:26.888 | 135.11 | 1.565 09:29:01.185 |
| 6 - | 31.506 | 55.492 | 235.8 | 59.583 | 2:26.581 | 135.39 | 1.258 09:31:27.766 |
| 7 - | 31.222 | 54.955 | 241.0 | 59.359 | 2:25.536 (3) | 136.37 | 0.213 09:33:53.302 |
| 8 - | 31.531 | 55.221 | 240.5 | 58.906 | 2:25.658 | 136.25 | 0.335 09:36:18.960 |
| 9 - | 31.689 | 56.277 | 240.5 | 58.825 | 2:26.791 | 135.20 | 1.468 09:38:45.751 |
| 10 - | 31.311 | 55.699 | 240.5 | 58.877 | 2:25.887 | 136.04 | 0.564 09:41:11.638 |
| 11 - | 31.379 | 55.452 | 240.5 | IN PIT | 2:32.725 P | 129.95 | 7.402 09:43:44.363 |
| 12 - | OUTLAP | 55.826 | 240.5 | 58.805 | 4:01.416 | 82.20 | 1:36.093 09:47:45.779 |
| 13 - | 31.599 | 55.176 | 240.5 | 58.548 | 2:25.323 (1) | 136.57 | 09:50:11.102 |
| 14 - | 32.741 | 56.739 | 240.5 | 59.007 | 2:28.487 | 133.66 | 3.164 09:52:39.589 |
| 15 - | 31.579 | 56.750 | 214.7 | 1:01.925 | 2:30.254 | 132.08 | 4.931 09:55:09.843 |
| 16 - | 31.495 | 55.606 | 241.6 | 58.295 | 2:25.396 (2) | 136.50 | 0.073 09:57:35.239 |
| 17 - | 32.314 | 59.504 | 241.6 | 59.482 | 2:31.300 | 131.17 | 5.977 10:00:06.539 |
| 18 - | 31.577 | 56.259 | 235.8 | 59.851 | 2:27.687 | 134.38 | 2.364 10:02:34.226 |
| 19 - | 31.190 | 56.208 | 242.1 | 59.058 | 2:26.456 | 135.51 | 1.133 10:05:00.682 |
| 20 - | 31.207 | 55.763 | 240.5 | 59.530 | 2:26.500 | 135.47 | 1.177 10:07:27.182 |
| 21 - | 31.372 | 56.054 | 242.1 | 59.489 | 2:26.915 | 135.09 | 1.592 10:09:54.097 |
| 22 - | 31.685 | 55.690 | 240.5 | 59.347 | 2:26.722 | 135.26 | 1.399 10:12:20.819 |
| 23 - | 32.628 | 55.803 | 240.0 | IN PIT | 2:35.802 P | 127.38 | 10.479 10:14:56.621 |

| P32 111 Am Motorsport USA | | McLaren 570s GT4 - | | | | | |
|---------------------------|---------------|--------------------------|--------------|--------------------|---------------------|---------------|-----------------------|
| IDEAL LAP TIME : 2:24.715 | | BEST LAP TIME : 2:26.164 | | DIFFERENCE : 1.449 | | | |
| D1: Todd CLARKE | | D2: Ty CLARKE | | | | | |
| LAP | SECTOR 1 | SECTOR 2 | SECTOR 3 | LAP TIME | KPH | DIFF | TIME OF DAY |
| 1 - D2 | OUTLAP | 1:01.360 | 157.4 | 1:03.767 | | | 09:18:20.347 |
| 2 - D2 | 33.171 | 58.338 | 173.3 | 1:02.923 | 2:34.432 | 128.51 | 8.268 09:20:54.779 |
| 3 - D2 | 33.582 | 57.961 | 213.0 | 59.654 | 2:31.197 | 131.26 | 5.033 09:23:25.976 |
| 4 - D2 | 31.783 | 56.619 | 203.0 | 59.698 | 2:28.100 | 134.00 | 1.936 09:25:54.076 |
| 5 - D2 | 32.113 | 56.683 | 222.6 | 1:00.428 | 2:29.224 | 133.00 | 3.060 09:28:23.300 |
| 6 - D2 | 32.275 | 54.930 | 212.5 | 59.574 | 2:26.779 | 135.21 | 0.615 09:30:50.079 |
| 7 - D2 | 31.208 | 56.368 | 210.5 | 59.202 | 2:26.778 | 135.21 | 0.614 09:33:16.857 |
| 8 - D2 | 31.831 | 55.644 | 221.7 | 59.601 | 2:27.076 | 134.94 | 0.912 09:35:43.933 |
| 9 - D2 | 32.254 | 55.790 | 217.3 | 59.037 | 2:27.081 | 134.93 | 0.917 09:38:11.014 |
| 10 - D2 | 32.127 | 55.110 | 240.0 | IN PIT | 2:33.909 P | 128.95 | 7.745 09:40:44.923 |
| 11 - D1 | OUTLAP | 58.318 | 216.8 | 1:00.659 | 5:03.628 | 65.36 | 2:37.464 09:45:48.551 |
| 12 - D1 | 33.402 | 57.054 | 198.8 | 59.719 | 2:30.175 | 132.15 | 4.011 09:48:18.726 |
| 13 - D1 | 32.619 | 56.393 | 211.3 | 1:00.282 | 2:29.294 | 132.93 | 3.130 09:50:48.020 |
| 14 - D1 | 31.705 | 55.945 | 222.2 | 59.075 | 2:26.725 (3) | 135.26 | 0.561 09:53:14.745 |
| 15 - D1 | 31.607 | 56.750 | 237.8 | IN PIT | 2:32.917 P | 129.78 | 6.753 09:55:47.662 |
| 16 - D1 | OUTLAP | 58.208 | 234.7 | 59.092 | 4:46.754 | 69.21 | 2:20.590 10:00:34.416 |
| 17 - D1 | 32.038 | 55.803 | 216.4 | 59.810 | 2:27.651 | 134.41 | 1.487 10:03:02.067 |
| 18 - D1 | 31.892 | 56.434 | 229.7 | 59.440 | 2:27.766 | 134.31 | 1.602 10:05:29.833 |
| 19 - D1 | 31.994 | 55.714 | 236.8 | 58.881 | 2:26.589 (2) | 135.39 | 0.425 10:07:56.422 |
| 20 - D1 | 31.849 | 55.738 | 239.4 | 58.577 | 2:26.164 (1) | 135.78 | 10:10:22.586 |
| 21 - D1 | 31.857 | 56.199 | 233.7 | 59.011 | 2:27.067 | 134.95 | 0.903 10:12:49.653 |
| 22 - D1 | 32.270 | 57.272 | 235.8 | IN PIT | 2:33.841 P | 129.00 | 7.677 10:15:23.494 |

Weather / Track : Sunny / Dry

Circuit of the Americas
 Circuit Length = 5.513 km
 Start: 09:15 Flag 10:15 End: 10:19

Circuit of the Americas (II)

Pirelli GT4 America Sprint & SprintX

PRACTICE SESSION 1 - BEST SECTORS

| SECTOR 1 | | | | SECTOR 2 | | | | SECTOR 3 | | | | IDEAL / BEST COMPARISON | | | |
|----------|-----|----------------------|--------|----------|----------------------|--------|-----|----------------------|--------|-----|-----|-------------------------|--------------------|-----------------|-------|
| POS | NO | NAME | TIME | NO | NAME | TIME | NO | NAME | TIME | POS | NO | NAME | IDEAL | BEST | DIFF |
| | | | | | | | | | | | | | PERFECT LAP | 2:16.780 | |
| 1 | 19 | Stephen Cameron F | 29.108 | 21 | Flying Lizard Motors | 52.330 | 21 | Flying Lizard Motors | 55.342 | 1 | 21 | Flying Lizard Motorspr | 2:16.945 | 2:17.301 | 0.356 |
| 2 | 38 | ST Racing | 29.220 | 38 | ST Racing | 52.418 | 2 | GMG Racing | 55.371 | 2 | 38 | ST Racing | 2:17.121 | 2:17.121 | 0.000 |
| 3 | 21 | Flying Lizard Motors | 29.273 | 2 | GMG Racing | 52.464 | 38 | ST Racing | 55.483 | 3 | 2 | GMG Racing | 2:17.347 | 2:17.410 | 0.063 |
| 4 | 119 | QUINLAN | 29.292 | 82 | BimmerWorld | 52.639 | 19 | Stephen Cameron F | 55.581 | 4 | 19 | Stephen Cameron Ra | 2:17.403 | 2:17.714 | 0.311 |
| 5 | 82 | BimmerWorld | 29.356 | 33 | Nottlad Racing by R | 52.666 | 51 | Panoz Racing | 55.657 | 5 | 82 | BimmerWorld | 2:17.833 | 2:17.833 | 0.000 |
| 6 | 33 | Nottlad Racing by R | 29.435 | 19 | Stephen Cameron F | 52.714 | 47 | NOLASPORT | 55.669 | 6 | 33 | Nottlad Racing by RS1 | 2:18.011 | 2:18.141 | 0.130 |
| 7 | 2 | GMG Racing | 29.512 | 10 | COOPER | 52.752 | 37 | RS1 | 55.682 | 7 | 37 | RS1 | 2:18.044 | 2:18.076 | 0.032 |
| 8 | 37 | RS1 | 29.524 | 47 | NOLASPORT | 52.816 | 91 | Rearden Racing | 55.741 | 8 | 47 | NOLASPORT | 2:18.227 | 2:18.729 | 0.502 |
| 9 | 91 | Rearden Racing | 29.556 | 7 | NOLASPORT | 52.832 | 71 | Marco Polo Motorsp | 55.763 | 9 | 10 | COOPER | 2:18.351 | 2:18.457 | 0.106 |
| 10 | 25 | CCR Team TFB | 29.603 | 37 | RS1 | 52.838 | 50 | Panoz Racing | 55.813 | 10 | 119 | QUINLAN | 2:18.383 | 2:18.604 | 0.221 |
| 11 | 10 | COOPER | 29.605 | 36 | Andretti Autosport | 52.856 | 82 | BimmerWorld | 55.838 | 11 | 71 | Marco Polo Motorspor | 2:18.487 | 2:19.955 | 1.468 |
| 12 | 36 | Andretti Autosport | 29.636 | 119 | QUINLAN | 52.929 | 33 | Nottlad Racing by R | 55.910 | 12 | 91 | Rearden Racing | 2:18.552 | 2:18.809 | 0.257 |
| 13 | 12 | STAVELEY | 29.698 | 71 | Marco Polo Motorsp | 52.963 | 12 | STAVELEY | 55.918 | 13 | 36 | Andretti Autosport | 2:18.568 | 2:18.568 | 0.000 |
| 14 | 7 | NOLASPORT | 29.734 | 50 | Panoz Racing | 53.027 | 10 | COOPER | 55.994 | 14 | 7 | NOLASPORT | 2:18.657 | 2:19.041 | 0.384 |
| 15 | 210 | DINAN | 29.739 | 25 | CCR Team TFB | 53.159 | 36 | Andretti Autosport | 56.076 | 15 | 51 | Panoz Racing | 2:18.873 | 2:18.917 | 0.044 |
| 16 | 47 | NOLASPORT | 29.742 | 51 | Panoz Racing | 53.252 | 7 | NOLASPORT | 56.091 | 16 | 50 | Panoz Racing | 2:18.888 | 2:18.888 | 0.000 |
| 17 | 71 | Marco Polo Motorsp | 29.761 | 91 | Rearden Racing | 53.255 | 119 | QUINLAN | 56.162 | 17 | 12 | STAVELEY | 2:19.203 | 2:19.255 | 0.052 |
| 18 | 46 | NOLASPORT | 29.835 | 11 | GAPLES | 53.266 | 46 | NOLASPORT | 56.222 | 18 | 25 | CCR Team TFB | 2:19.314 | 2:19.314 | 0.000 |
| 19 | 3 | Motorsport USA | 29.890 | 46 | NOLASPORT | 53.395 | 63 | Dexter Racing | 56.236 | 19 | 46 | NOLASPORT | 2:19.452 | 2:19.988 | 0.536 |
| 20 | 63 | Dexter Racing | 29.914 | 210 | DINAN | 53.416 | 25 | CCR Team TFB | 56.552 | 20 | 210 | DINAN | 2:19.710 | 2:20.045 | 0.335 |
| 21 | 11 | GAPLES | 29.942 | 2 | BELL | 53.576 | 210 | DINAN | 56.555 | 21 | 63 | Dexter Racing | 2:20.031 | 2:20.611 | 0.580 |
| 22 | 51 | Panoz Racing | 29.964 | 12 | STAVELEY | 53.587 | 17 | TRG - The Racers C | 56.633 | 22 | 11 | GAPLES | 2:20.060 | 2:20.606 | 0.546 |
| 23 | 59 | TERRY | 30.006 | 17 | TRG - The Racers C | 53.720 | 62 | KLENIN | 56.658 | 23 | 2 | BELL | 2:20.577 | 2:20.796 | 0.219 |
| 24 | 50 | Panoz Racing | 30.048 | 26 | Classic BMW | 53.863 | 2 | BELL | 56.815 | 24 | 17 | TRG - The Racers Gr | 2:20.582 | 2:20.921 | 0.339 |
| 25 | 26 | Classic BMW | 30.099 | 63 | Dexter Racing | 53.881 | 11 | GAPLES | 56.852 | 25 | 26 | Classic BMW | 2:20.872 | 2:20.970 | 0.098 |
| 26 | 2 | BELL | 30.186 | 62 | KLENIN | 54.042 | 26 | Classic BMW | 56.910 | 26 | 62 | KLENIN | 2:20.948 | 2:22.478 | 1.530 |
| 27 | 17 | TRG - The Racers C | 30.229 | 3 | Motorsport USA | 54.334 | 24 | GANNETT | 57.031 | 27 | 3 | Motorsport USA | 2:21.655 | 2:21.915 | 0.260 |
| 28 | 62 | KLENIN | 30.248 | 24 | GANNETT | 54.463 | 3 | Motorsport USA | 57.431 | 28 | 24 | GANNETT | 2:22.062 | 2:22.499 | 0.437 |
| 29 | 24 | GANNETT | 30.568 | 111 | Motorsport USA | 54.930 | 59 | TERRY | 57.700 | 29 | 59 | TERRY | 2:22.861 | 2:23.445 | 0.584 |
| 30 | 48 | HALL | 31.190 | 48 | HALL | 54.955 | 48 | HALL | 58.295 | 30 | 48 | HALL | 2:24.440 | 2:25.323 | 0.883 |
| 31 | 111 | Motorsport USA | 31.208 | 59 | TERRY | 55.155 | 111 | Motorsport USA | 58.577 | 31 | 111 | Motorsport USA | 2:24.715 | 2:26.164 | 1.449 |
| 32 | | | | | | | | | | 32 | 28 | ST Racing | | 2:19.200 | |

Weather / Track : Sunny / Dry

Circuit of the Americas

Circuit Length = 5.513 km

Start: 09:15 Flag 10:15 End: 10:19

Results can be found at www.tsl-timing.com

Printed - 10:34 Thursday, September 17, 2020

Circuit of the Americas (II)

Pirelli GT4 America Sprint & SprintX

PRACTICE SESSION 1 - BEST SPEEDS

| POS | INTERMEDIATE 1 | | KPH | INTERMEDIATE 2 | | KPH | FINISH LINE | | KPH |
|-----|----------------|------|-----|----------------|---------------------------|-------|-------------|------|-----|
| | NO | NAME | | NO | NAME | | NO | NAME | |
| 1 | | | | 11 | GAPLES | 248.2 | | | |
| 2 | | | | 10 | COOPER | 247.1 | | | |
| 3 | | | | 119 | QUINLAN | 246.0 | | | |
| 4 | | | | 36 | Andretti Autosport | 245.4 | | | |
| 5 | | | | 38 | ST Racing | 244.8 | | | |
| 6 | | | | 19 | Stephen Cameron Racing | 244.3 | | | |
| 7 | | | | 7 | NOLASPORT | 244.3 | | | |
| 8 | | | | 25 | CCR Team TFB | 244.3 | | | |
| 9 | | | | 3 | Motorsport USA | 244.3 | | | |
| 10 | | | | 2 | GMG Racing | 243.7 | | | |
| 11 | | | | 2 | BELL | 243.7 | | | |
| 12 | | | | 46 | NOLASPORT | 242.6 | | | |
| 13 | | | | 26 | Classic BMW | 242.6 | | | |
| 14 | | | | 47 | NOLASPORT | 242.1 | | | |
| 15 | | | | 48 | HALL | 242.1 | | | |
| 16 | | | | 82 | BimmerWorld | 241.6 | | | |
| 17 | | | | 17 | TRG - The Racers Group | 241.6 | | | |
| 18 | | | | 33 | Nottlad Racing by RS1 | 240.5 | | | |
| 19 | | | | 37 | RS1 | 240.0 | | | |
| 20 | | | | 210 | DINAN | 240.0 | | | |
| 21 | | | | 111 | Motorsport USA | 240.0 | | | |
| 22 | | | | 12 | STAVELEY | 238.9 | | | |
| 23 | | | | 21 | Flying Lizard Motorsports | 237.8 | | | |
| 24 | | | | 71 | Marco Polo Motorsports | 237.8 | | | |
| 25 | | | | 62 | KLENIN | 236.3 | | | |
| 26 | | | | 51 | Panoz Racing | 235.8 | | | |
| 27 | | | | 24 | GANNETT | 235.8 | | | |
| 28 | | | | 91 | Rearden Racing | 235.2 | | | |
| 29 | | | | 50 | Panoz Racing | 234.2 | | | |
| 30 | | | | 59 | TERRY | 232.7 | | | |
| 31 | | | | 63 | Dexter Racing | 232.2 | | | |
| 32 | | | | | | | | | |

Weather / Track : Sunny / Dry

Results can be found at www.tsl-timing.com

Circuit of the Americas

Circuit Length = 5.513 km

Start: 09:15 Flag 10:15 End: 10:19

Printed - 10:34 Thursday, September 17, 2020

Circuit of the Americas (II)

Pirelli GT4 America Sprint & SprintX

PRACTICE SESSION 1 - STATISTICS

Competitors Started 32
Planned Start 2020-09-17 @ 09:05:00.000
Actual Start 2020-09-17 @ 09:15:04.707
Finish Time 2020-09-17 @ 10:15:09.616
Track Length 5.513km
Total Laps 588
Total Distance Covered 3241.644km

Session Fastest Lap History

| NO | CL | NAME | LAP TIME | TIME OF DAY | LAP | VEHICLE |
|----|--------|---|-----------------|--------------|-----|--------------------------|
| 28 | Silver | ST Racing <i>N. WITTMER</i> | 2:19.716 | 09:19:52.270 | 2 | BMW M4 GT4 |
| 2 | Pro/Am | GMG Racing <i>A. DAVIS</i> | 2:18.703 | 09:20:12.925 | 2 | Porsche 718 Cayman GT4 |
| 21 | Pro/Am | Flying Lizard Motorsports <i>R. FOLEY</i> | 2:17.850 | 09:23:25.056 | 3 | Aston Martin Vantage GT4 |
| 21 | Pro/Am | Flying Lizard Motorsports <i>R. FOLEY</i> | 2:17.301 | 09:30:19.390 | 6 | Aston Martin Vantage GT4 |
| 38 | Silver | ST Racing <i>J. MILLER</i> | 2:17.121 | 09:36:39.524 | 8 | BMW M4 GT4 |

Flag History

| TYPE | TIME OF DAY |
|--------|--------------|
| GREEN | 09:15:04.707 |
| FINISH | 10:15:09.616 |

Flag Statistics

| TYPE | COUNT | TOTAL LAPS | TOTAL TIME |
|------------|-------|------------|-------------|
| Green | 1 | 24 | 1:04:22.892 |
| Red | 0 | 0 | 0.000 |
| Safety Car | 0 | 0 | 0.000 |
| FCY | 0 | 0 | 0.000 |

Weather / Track : Sunny / Dry

Circuit of the Americas (II)

Pirelli GT4 America Sprint & SprintX

PRACTICE SESSION 1 - STATISTICS

CLASS : Am

8 Starters

Fastest Lap History

| NO | NAME | LAP TIME | TIME OF DAY | LAP | VEHICLE |
|-----|---------------|-----------------|--------------|-----|--------------------------|
| 59 | Paul TERRY | 2:24.845 | 09:20:56.144 | 2 | Aston Martin Vantage GT4 |
| 119 | Sean QUINLAN | 2:21.721 | 09:22:17.067 | 2 | BMW M4 GT4 |
| 210 | Michael DINAN | 2:20.045 | 09:23:22.288 | 3 | Aston Martin Vantage GT4 |
| 119 | Sean QUINLAN | 2:19.688 | 10:13:00.833 | 19 | BMW M4 GT4 |
| 119 | Sean QUINLAN | 2:18.604 | 10:15:19.437 | 20 | BMW M4 GT4 |

Weather / Track : Sunny / Dry

Circuit of the Americas
Circuit Length = 5.513 km
Start: 09:15 Flag 10:15 End: 10:19

Circuit of the Americas (II)

Pirelli GT4 America Sprint & SprintX

PRACTICE SESSION 1 - STATISTICS

CLASS : Pro

2 Starters

Fastest Lap History

| NO | NAME | LAP TIME | TIME OF DAY | LAP | VEHICLE |
|----|----------------|-----------------|--------------|-----|------------------|
| 12 | Drew STAVELEY | 2:20.571 | 09:19:58.410 | 2 | Ford Mustang GT4 |
| 12 | Drew STAVELEY | 2:20.232 | 09:22:18.642 | 3 | Ford Mustang GT4 |
| 10 | Michael COOPER | 2:19.342 | 09:22:19.993 | 3 | McLaren 570s GT4 |
| 10 | Michael COOPER | 2:19.174 | 09:24:39.167 | 4 | McLaren 570s GT4 |
| 10 | Michael COOPER | 2:19.046 | 09:37:34.808 | 8 | McLaren 570s GT4 |
| 10 | Michael COOPER | 2:18.880 | 09:39:53.688 | 9 | McLaren 570s GT4 |
| 10 | Michael COOPER | 2:18.457 | 10:10:34.629 | 19 | McLaren 570s GT4 |

Weather / Track : Sunny / Dry

Results can be found at www.tsl-timing.com

Page 3 of 6

Circuit of the Americas
Circuit Length = 5.513 km
Start: 09:15 Flag 10:15 End: 10:19

Printed - 10:33 Thursday, September 17, 2020

Circuit of the Americas (II)

Pirelli GT4 America Sprint & SprintX

PRACTICE SESSION 1 - STATISTICS

CLASS : Pro/Am

10 Starters

Fastest Lap History

| NO | NAME | LAP TIME | TIME OF DAY | LAP | VEHICLE |
|----|---------------------------|----------|--------------|-----|--------------------------|
| 2 | GMG Racing | 2:18.703 | 09:20:12.925 | 2 | Porsche 718 Cayman GT4 |
| 21 | Flying Lizard Motorsports | 2:17.850 | 09:23:25.056 | 3 | Aston Martin Vantage GT4 |
| 21 | Flying Lizard Motorsports | 2:17.301 | 09:30:19.390 | 6 | Aston Martin Vantage GT4 |

Weather / Track : Sunny / Dry

Results can be found at www.tsl-timing.com

Page 4 of 6

Circuit of the Americas
Circuit Length = 5.513 km
Start: 09:15 Flag 10:15 End: 10:19

Printed - 10:33 Thursday, September 17, 2020

Circuit of the Americas (II)

Pirelli GT4 America Sprint & SprintX

PRACTICE SESSION 1 - STATISTICS

CLASS : Am

5 Starters

Fastest Lap History

| NO | NAME | LAP TIME | TIME OF DAY | LAP | VEHICLE |
|-----|----------------|-----------------|--------------|-----|------------------------|
| 111 | Motorsport USA | 2:34.432 | 09:20:54.779 | 2 | McLaren 570s GT4 |
| 46 | NOLASPORT | 2:23.420 | 09:21:18.730 | 2 | Porsche Cayman CS MR |
| 3 | Motorsport USA | 2:22.102 | 09:21:24.049 | 2 | McLaren 570s GT4 |
| 3 | Motorsport USA | 2:21.915 | 09:23:45.964 | 3 | McLaren 570s GT4 |
| 7 | NOLASPORT | 2:20.709 | 09:29:45.397 | 4 | Porsche 718 Cayman GT4 |
| 7 | NOLASPORT | 2:19.980 | 09:32:05.377 | 5 | Porsche 718 Cayman GT4 |
| 7 | NOLASPORT | 2:19.859 | 09:39:05.471 | 8 | Porsche 718 Cayman GT4 |
| 7 | NOLASPORT | 2:19.725 | 09:48:31.558 | 11 | Porsche 718 Cayman GT4 |
| 7 | NOLASPORT | 2:19.041 | 09:55:33.926 | 14 | Porsche 718 Cayman GT4 |

Weather / Track : Sunny / Dry

Circuit of the Americas
Circuit Length = 5.513 km
Start: 09:15 Flag 10:15 End: 10:19

Circuit of the Americas (II)

Pirelli GT4 America Sprint & SprintX

PRACTICE SESSION 1 - STATISTICS

CLASS : Silver

7 Starters

Fastest Lap History

| NO | NAME | LAP TIME | TIME OF DAY | LAP | VEHICLE |
|----|--------------------|----------|--------------|-----|------------------|
| 28 | ST Racing | 2:19.716 | 09:19:52.270 | 2 | BMW M4 GT4 |
| 38 | ST Racing | 2:19.518 | 09:24:32.859 | 4 | BMW M4 GT4 |
| 25 | CCR Team TFB | 2:19.314 | 09:33:24.216 | 6 | BMW M4 GT4 |
| 36 | Andretti Autosport | 2:18.568 | 09:35:09.705 | 6 | McLaren 570s GT4 |
| 38 | ST Racing | 2:17.121 | 09:36:39.524 | 8 | BMW M4 GT4 |

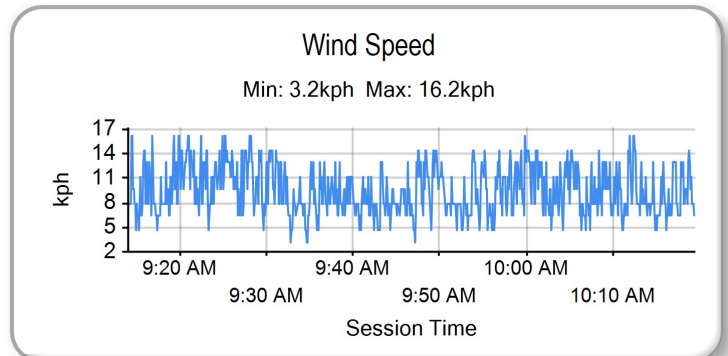
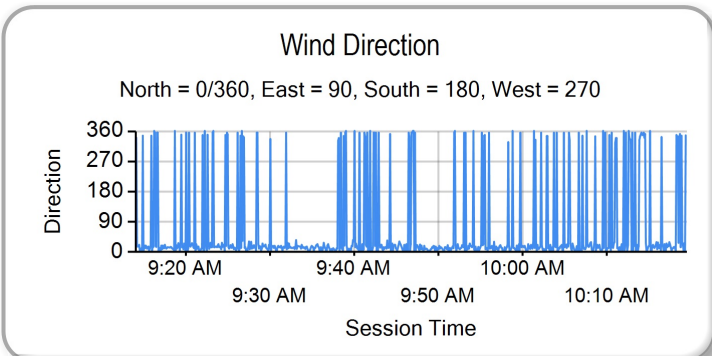
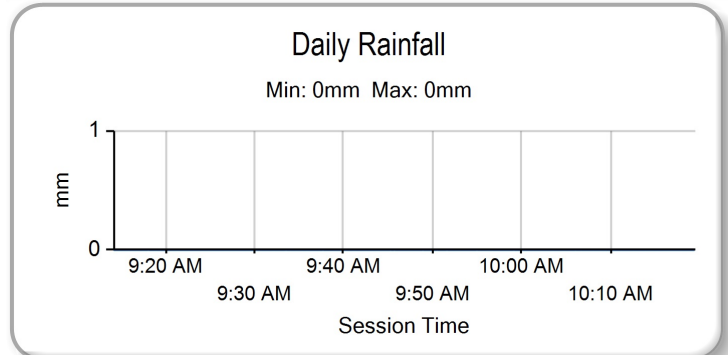
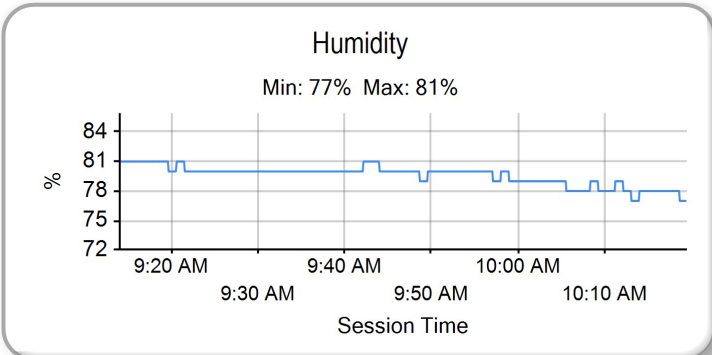
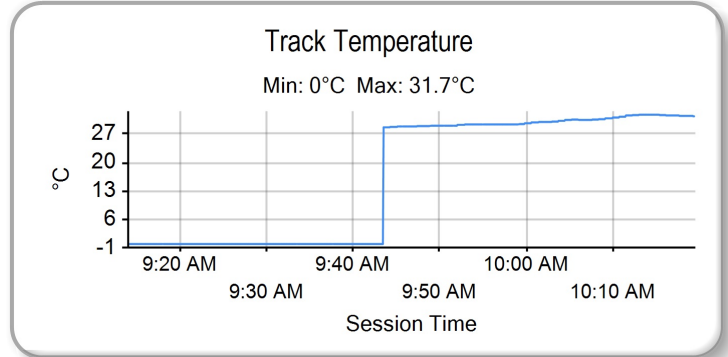
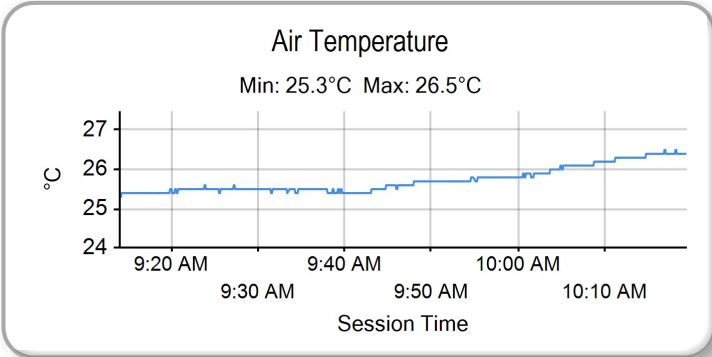
Weather / Track : Sunny / Dry

Circuit of the Americas
Circuit Length = 5.513 km
Start: 09:15 Flag 10:15 End: 10:19

Circuit of the Americas (II)

Pirelli GT4 America Sprint & SprintX

PRACTICE SESSION 1 - WEATHER CONDITIONS



Weather / Track : Sunny / Dry

Results can be found at www.tsl-timing.com

Circuit of the Americas
Circuit Length = 5.513 km
Start: 09:15 Flag 10:15 End: 10:19

Printed - 10:33 Thursday, September 17, 2020

Circuit of the Americas (II)

Pirelli GT4 America Sprint

PRACTICE SESSION 2 - CLASSIFICATION



| POS | NO | CL | PIC DRIVER / TEAM | CAR | TIME | ON | LAPS | GAP | DIFF | KPH |
|-----|-----|-----|---|--------------------------|----------|----|------|-------|-------|--------|
| 1 | 12 | Pro | 1 Drew STAVELEY (USA) Ian Lacy Racing | Ford Mustang GT4 | 2:19.061 | 4 | 4 | | | 142.72 |
| 2 | 59 | Am | 1 Paul TERRY (USA) Rearden Racing | Aston Martin Vantage GT4 | 2:26.430 | 6 | 6 | 7.369 | 7.369 | 135.53 |
| 3 | 119 | Am | 2 Sean QUINLAN (USA) Stephen Cameron Racing | BMW M4 GT4 | 2:27.134 | 15 | 15 | 8.073 | 0.704 | 134.88 |

Weather / Track : Cloudy / Drying

These results are provisional until the conclusion of any judicial and technical matters.

Circuit of the Americas

Circuit Length = 5.513 km

Start: 13:50 Flag 14:35 End: 14:40

| | | |
|-----------------|------------|--------------|
| Race Director : | Stewards : | Timekeeper : |
|-----------------|------------|--------------|

Results can be found at www.tsl-timing.com

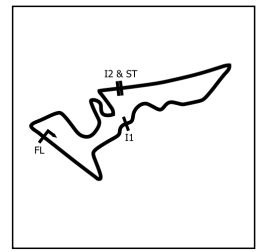
Printed - 14:45 Thursday, September 17, 2020



Circuit of the Americas (II)

Pirelli GT4 America Sprint & SprintX

PRACTICE SESSION 2 - SECTOR ANALYSIS



SECTOR 1 = FL to I1, SECTOR 2 = I1 to I2, SECTOR 3 = I2 to FL, DIFF = Difference To Personal Best Lap, P = Crossed Finish Line in Pit Lane, D = Time Disallowed

| P1 47 Pro/Am NOLASPORT | | Porsche 718 Cayman GT4 - | | | | | | |
|---------------------------|---------------|--------------------------|--------------|--------------------|---------------------|---------------|----------|---------------------|
| IDEAL LAP TIME : 2:18.821 | | BEST LAP TIME : 2:18.821 | | DIFFERENCE : 0.000 | | | | |
| D1: Matt TRAVIS | | D2: Jason HART | | | | | | |
| LAP | SECTOR 1 | SECTOR 2 | | SECTOR 3 | LAP TIME | KPH | DIFF | TIME OF DAY |
| 1 - D1 | | | | IN PIT | | | P | 14:19:28.643 |
| 2 - D1 | OUTLAP | 1:02.042 | 227.8 | 1:02.341 | 3:15.188 | 101.68 | 56.367 | 14:22:43.831 |
| 3 - D1 | 31.988 | 56.374 | 236.8 | 58.420 | 2:26.782 (3) | 135.21 | 7.961 | 14:25:10.613 |
| 4 - D1 | 31.491 | 55.429 | 238.9 | IN PIT | 2:29.119 P | 133.09 | 10.298 | 14:27:39.732 |
| 5 - D2 | OUTLAP | 53.925 | 241.0 | 1:03.178 | 4:03.012 | 81.67 | 1:44.191 | 14:31:42.744 |
| 6 - D2 | 30.098 | 52.894 | 240.5 | 56.025 | 2:19.017 (2) | 142.76 | 0.196 | 14:34:01.761 |
| 7 - D2 | 30.049 | 52.811 | 242.1 | 55.961 | 2:18.821 (1) | 142.96 | | 14:36:20.582 |

| P2 12 Pro Drew STAVELEY | | Ford Mustang GT4 - Ian Lacy Racing | | | | | | |
|---------------------------|---------------|------------------------------------|--------------|--------------------|---------------------|---------------|--------|---------------------|
| IDEAL LAP TIME : 2:19.061 | | BEST LAP TIME : 2:19.061 | | DIFFERENCE : 0.000 | | | | |
| LAP | SECTOR 1 | SECTOR 2 | | SECTOR 3 | LAP TIME | KPH | DIFF | TIME OF DAY |
| 1 - | | | | IN PIT | | | P | 14:29:21.991 |
| 2 - | OUTLAP | 1:01.061 | 197.8 | 1:00.074 | 3:10.157 | 104.37 | 51.096 | 14:32:32.148 |
| 3 - | 30.526 | 54.061 | 220.8 | 56.631 | 2:21.218 (2) | 140.54 | 2.157 | 14:34:53.366 |
| 4 - | 30.003 | 53.248 | 236.3 | 55.810 | 2:19.061 (1) | 142.72 | | 14:37:12.427 |

| P3 36 Silver Andretti Autosport | | McLaren 570s GT4 - | | | | | | |
|---------------------------------|---------------|--------------------------|--------------|--------------------|---------------------|---------------|----------|---------------------|
| IDEAL LAP TIME : 2:20.277 | | BEST LAP TIME : 2:20.318 | | DIFFERENCE : 0.041 | | | | |
| D1: Jarrett ANDRETTI | | D2: Colin MULLAN | | | | | | |
| LAP | SECTOR 1 | SECTOR 2 | | SECTOR 3 | LAP TIME | KPH | DIFF | TIME OF DAY |
| 1 - D1 | OUTLAP | 1:02.278 | 163.3 | IN PIT | | | P | 13:53:13.669 |
| 2 - D1 | OUTLAP | 59.334 | 196.3 | 1:04.075 | 3:01.055 | 109.61 | 40.737 | 13:56:14.724 |
| 3 - D1 | 32.869 | 59.203 | 221.7 | 1:02.310 | 2:34.382 | 128.55 | 14.064 | 13:58:49.106 |
| 4 - D1 | 32.173 | 58.617 | 234.2 | 1:02.530 | 2:33.320 | 129.44 | 13.002 | 14:01:22.426 |
| 5 - D1 | 32.394 | 58.705 | 219.9 | 1:02.635 | 2:33.734 | 129.09 | 13.416 | 14:03:56.160 |
| 6 - D1 | 31.977 | 58.691 | 222.6 | 1:02.633 | 2:33.301 | 129.46 | 12.983 | 14:06:29.461 |
| 7 - D1 | 32.011 | 58.404 | 189.4 | IN PIT | 2:43.084 P | 121.69 | 22.766 | 14:09:12.545 |
| 8 - D1 | OUTLAP | 56.728 | 240.0 | 1:02.015 | 6:14.068 | 53.05 | 3:53.750 | 14:15:26.613 |
| 9 - D1 | 31.956 | 57.173 | 232.2 | 1:01.373 | 2:30.502 | 131.87 | 10.184 | 14:17:57.115 |
| 10 - D1 | 31.761 | 56.774 | 231.7 | IN PIT | 2:35.267 P | 127.82 | 14.949 | 14:20:32.382 |
| 11 - D2 | OUTLAP | 57.952 | 213.0 | IN PIT | 3:57.351 P | 83.61 | 1:37.033 | 14:24:29.733 |
| 12 - D2 | OUTLAP | 56.768 | 223.6 | 58.658 | 5:25.773 | 60.92 | 3:05.455 | 14:29:55.506 |
| 13 - D2 | 31.531 | 53.633 | 233.2 | 57.639 | 2:22.803 (3) | 138.98 | 2.485 | 14:32:18.309 |
| 14 - D2 | 30.364 | 53.298 | 231.2 | 57.210 | 2:20.872 (2) | 140.88 | 0.554 | 14:34:39.181 |
| 15 - D2 | 30.091 | 53.339 | 238.4 | 56.888 | 2:20.318 (1) | 141.44 | | 14:36:59.499 |

| P4 63 Pro/Am Dexter Racing | | Ginetta G55 - | | | | | | |
|----------------------------|---------------|--------------------------|--------------|--------------------|---------------------|---------------|-----------|---------------------|
| IDEAL LAP TIME : 2:20.410 | | BEST LAP TIME : 2:21.171 | | DIFFERENCE : 0.761 | | | | |
| D1: Ben ANDERSON | | D2: Warren DEXTER | | | | | | |
| LAP | SECTOR 1 | SECTOR 2 | | SECTOR 3 | LAP TIME | KPH | DIFF | TIME OF DAY |
| 1 - D1 | | | | IN PIT | | | P | 13:59:22.220 |
| 2 - D2 | OUTLAP | 1:03.252 | 219.5 | 1:07.226 | 3:20.970 | 98.75 | 59.799 | 14:02:43.190 |
| 3 - D2 | 33.146 | 1:00.580 | 214.2 | 1:03.779 | 2:37.505 | 126.00 | 16.334 | 14:05:20.695 |
| 4 - D2 | 32.840 | 1:00.210 | 194.5 | 1:03.992 | 2:37.042 | 126.37 | 15.871 | 14:07:57.737 |
| 5 - D2 | 32.115 | 58.852 | 223.6 | IN PIT | 2:39.546 P | 124.39 | 18.375 | 14:10:37.283 |
| 6 - D2 | OUTLAP | 1:03.213 | 213.8 | 1:00.432 | 14:18.436 | 23.11 | 11:57.265 | 14:24:55.719 |
| 7 - D2 | 31.658 | 56.392 | 223.6 | 57.705 | 2:25.755 | 136.16 | 4.584 | 14:27:21.474 |
| 8 - D2 | 31.007 | 1:00.234 | 224.5 | 56.753 | 2:27.994 | 134.10 | 6.823 | 14:29:49.468 |
| 9 - D2 | 30.723 | 54.295 | 226.8 | 56.191 | 2:21.209 (2) | 140.54 | 0.038 | 14:32:10.677 |
| 10 - D2 | 30.660 | 54.571 | 226.4 | 55.940 | 2:21.171 (1) | 140.58 | | 14:34:31.848 |
| 11 - D2 | 30.437 | 54.033 | 229.2 | 58.972 | 2:23.442 (3) | 138.36 | 2.271 | 14:36:55.290 |

Weather / Track : Cloudy / Drying

Circuit of the Americas

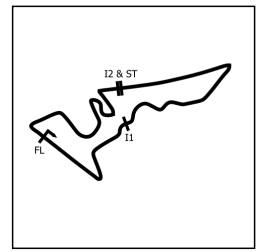
Circuit Length = 5.513 km

Start: 13:50 Flag 14:35 End: 14:40

Circuit of the Americas (II)

Pirelli GT4 America Sprint & SprintX

PRACTICE SESSION 2 - SECTOR ANALYSIS



SECTOR 1 = FL to I1, SECTOR 2 = I1 to I2, SECTOR 3 = I2 to FL, DIFF = Difference To Personal Best Lap, P = Crossed Finish Line in Pit Lane, D = Time Disallowed

| P5 | | 71 Silver | Marco Polo Motorsports | | KTMX-Bow- | | | |
|---------------------------|---------------|--------------------------|------------------------|--------------------|-----------------|--------------------------|----------|---------------------|
| IDEAL LAP TIME : 2:21.237 | | BEST LAP TIME : 2:21.288 | | DIFFERENCE : 0.051 | | | | |
| D1: Mads SILJEHAUG | | D2: Nicolai ELGHANAYAN | | | | | | |
| LAP | SECTOR 1 | SECTOR 2 | | SECTOR 3 | LAP TIME | KPH | DIFF | TIME OF DAY |
| 1 - D2 | OUTLAP | 1:01.430 | 221.3 | 1:19.942 | | | | 13:53:18.510 |
| 2 - D2 | 34.680 | 59.805 | 220.8 | 1:05.631 | 2:40.116 | 123.95 | 18.828 | 13:55:58.626 |
| 3 - D2 | 33.098 | 59.537 | 218.6 | 1:04.361 | 2:36.996 | 126.41 | 15.708 | 13:58:35.622 |
| 4 - D2 | 33.061 | 59.506 | 227.3 | 1:03.794 | 2:36.361 | 126.92 | 15.073 | 14:01:11.983 |
| 5 - D2 | 33.481 | 59.193 | 224.5 | IN PIT | 2:39.700 | P 124.27 | 18.412 | 14:03:51.683 |
| 6 - D1 | OUTLAP | 58.764 | 227.8 | 1:02.696 | 3:49.388 | 86.52 | 1:28.100 | 14:07:41.071 |
| 7 - D1 | 32.636 | 58.099 | 229.2 | 1:02.252 | 2:32.987 | 129.72 | 11.699 | 14:10:14.058 |
| 8 - D1 | 32.281 | 57.633 | 229.7 | 1:02.258 | 2:32.172 | 130.42 | 10.884 | 14:12:46.230 |
| 9 - D1 | 33.249 | 58.306 | 228.3 | 1:01.945 | 2:33.500 | 129.29 | 12.212 | 14:15:19.730 |
| 10 - D1 | 32.277 | 57.503 | 228.8 | 1:01.654 | 2:31.434 | 131.05 | 10.146 | 14:17:51.164 |
| 11 - D1 | 32.216 | 58.396 | 216.8 | IN PIT | 2:37.061 | P 126.36 | 15.773 | 14:20:28.225 |
| 12 - D2 | OUTLAP | 1:02.663 | 201.8 | 1:01.980 | 6:46.319 | 48.84 | 4:25.031 | 14:27:14.544 |
| 13 - D2 | 31.974 | 55.228 | 231.7 | 58.198 | 2:25.400 | 136.49 | 4.112 | 14:29:39.944 |
| 14 - D2 | 31.494 | 54.277 | 232.7 | 56.896 | 2:22.667 | (2) 139.11 | 1.379 | 14:32:02.611 |
| 15 - D2 | 30.538 | 55.376 | 229.2 | 56.851 | 2:22.765 | (3) 139.01 | 1.477 | 14:34:25.376 |
| 16 - D2 | 30.589 | 53.860 | 232.7 | 56.839 | 2:21.288 | (1) 140.47 | | 14:36:46.664 |

| P6 | | 28 Silver | ST Racing | | BMW M4 GT4 - | | | |
|---------------------------|---------------|--------------------------|--------------|--------------------|-----------------|--------------------------|----------|---------------------|
| IDEAL LAP TIME : 2:21.504 | | BEST LAP TIME : 2:21.504 | | DIFFERENCE : 0.000 | | | | |
| D1: Nick WITTMER | | D2: Harry GOTTACKER | | | | | | |
| LAP | SECTOR 1 | SECTOR 2 | | SECTOR 3 | LAP TIME | KPH | DIFF | TIME OF DAY |
| 1 - D2 | OUTLAP | 1:01.567 | 215.5 | 1:05.808 | | | | 13:55:05.014 |
| 2 - D2 | 33.495 | 59.453 | 223.6 | 1:03.647 | 2:36.595 | 126.73 | 15.091 | 13:57:41.609 |
| 3 - D2 | 32.221 | 59.157 | 233.7 | 1:03.159 | 2:34.537 | 128.42 | 13.033 | 14:00:16.146 |
| 4 - D2 | 32.237 | 59.196 | 233.7 | 1:03.170 | 2:34.603 | 128.37 | 13.099 | 14:02:50.749 |
| 5 - D2 | 32.152 | 58.623 | 240.5 | 1:03.115 | 2:33.890 | 128.96 | 12.386 | 14:05:24.639 |
| 6 - D2 | 32.081 | 58.838 | 200.0 | IN PIT | 2:39.615 | P 124.34 | 18.111 | 14:08:04.254 |
| 7 - D2 | OUTLAP | 1:05.470 | 178.5 | 1:09.685 | 6:04.961 | 54.38 | 3:43.457 | 14:14:09.215 |
| 8 - D2 | 34.337 | 1:00.660 | 199.6 | 1:05.494 | 2:40.491 | 123.66 | 18.987 | 14:16:49.706 |
| 9 - D2 | 32.648 | 58.884 | 231.2 | 1:03.153 | 2:34.685 | 128.30 | 13.181 | 14:19:24.391 |
| 10 - D2 | 32.248 | 58.150 | 201.4 | 1:03.350 | 2:33.748 | 129.08 | 12.244 | 14:21:58.139 |
| 11 - D2 | 31.921 | 56.835 | 225.9 | 1:01.257 | 2:30.013 | 132.30 | 8.509 | 14:24:28.152 |
| 12 - D2 | 31.549 | 55.763 | 231.2 | 59.759 | 2:27.071 | 134.94 | 5.567 | 14:26:55.223 |
| 13 - D2 | 31.613 | 56.072 | 229.7 | 59.109 | 2:26.794 | 135.20 | 5.290 | 14:29:22.017 |
| 14 - D2 | 31.393 | 55.185 | 239.4 | 57.687 | 2:24.265 | (2) 137.57 | 2.761 | 14:31:46.282 |
| 15 - D2 | 30.838 | 57.450 | 235.8 | 57.431 | 2:25.719 | (3) 136.19 | 4.215 | 14:34:12.001 |
| 16 - D2 | 30.349 | 53.992 | 240.5 | 57.163 | 2:21.504 | (1) 140.25 | | 14:36:33.505 |

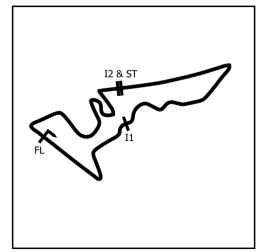
Weather / Track : Cloudy / Drying

Circuit of the Americas
 Circuit Length = 5.513 km
 Start: 13:50 Flag 14:35 End: 14:40

Circuit of the Americas (II)

Pirelli GT4 America Sprint & SprintX

PRACTICE SESSION 2 - SECTOR ANALYSIS



SECTOR 1 = FL to I1, SECTOR 2 = I1 to I2, SECTOR 3 = I2 to FL, DIFF = Difference To Personal Best Lap, P = Crossed Finish Line in Pit Lane, D = Time Disallowed

| P7 91 Pro/Am Rearden Racing | | Aston Martin Vantage GT4 - | | | | | |
|-----------------------------|---------------|----------------------------|--------------|--------------------|-----------------|-------------------|-----------------------|
| IDEAL LAP TIME : 2:21.754 | | BEST LAP TIME : 2:21.754 | | DIFFERENCE : 0.000 | | | |
| D1: Jeff BURTON | | D2: Vesko KOZAROV | | | | | |
| LAP | SECTOR 1 | SECTOR 2 | SECTOR 3 | LAP TIME | KPH | DIFF | TIME OF DAY |
| 1 - D2 | OUTLAP | 1:01.752 | 186.5 | 1:04.965 | | | 13:53:19.153 |
| 2 - D2 | 32.529 | 58.518 | 206.5 | 1:02.943 | 2:33.990 | 128.88 | 13:55:53.143 |
| 3 - D2 | 31.896 | 58.216 | 220.4 | 1:02.114 | 2:32.226 | 130.37 | 13:58:25.369 |
| 4 - D2 | 31.961 | 58.184 | 223.1 | 1:01.803 | 2:31.948 | 130.61 | 14:00:57.317 |
| 5 - D2 | 31.725 | 58.663 | 228.8 | IN PIT | 2:38.786 | P 124.99 | 14:03:36.103 |
| 6 - D2 | OUTLAP | 58.006 | 231.2 | 1:02.604 | 5:37.215 | 58.85 | 3:15.461 14:09:13.318 |
| 7 - D2 | 31.586 | 57.890 | 230.7 | 1:02.070 | 2:31.546 | 130.96 | 9.792 14:11:44.864 |
| 8 - D2 | 32.200 | 58.891 | 231.7 | IN PIT | 2:37.228 | P 126.22 | 15.474 14:14:22.092 |
| 9 - D2 | OUTLAP | 1:01.317 | 207.6 | 1:04.404 | 4:50.846 | 68.23 | 2:29.092 14:19:12.938 |
| 10 - D2 | 32.551 | 58.105 | 228.3 | 1:01.524 | 2:32.180 | 130.41 | 10.426 14:21:45.118 |
| 11 - D2 | 31.914 | 57.009 | 231.7 | IN PIT | 2:34.795 | P 128.21 | 13.041 14:24:19.913 |
| 12 - D1 | OUTLAP | 55.330 | 230.7 | 58.104 | 4:31.264 | 73.16 | 2:09.510 14:28:51.177 |
| 13 - D1 | 31.425 | 55.753 | 233.2 | 58.976 | 2:26.154 | (3) 135.79 | 4.400 14:31:17.331 |
| 14 - D1 | 31.003 | 54.839 | 227.8 | 57.362 | 2:23.204 | (2) 138.59 | 1.450 14:33:40.535 |
| 15 - D1 | 30.688 | 54.062 | 235.8 | 57.004 | 2:21.754 | (1) 140.00 | 14:36:02.289 |

| P8 82 Pro/Am BimmerWorld | | BMW M4 GT4 - | | | | | |
|---------------------------|---------------|--------------------------|--------------|--------------------|-----------------|-------------------|-----------------------|
| IDEAL LAP TIME : 2:21.945 | | BEST LAP TIME : 2:21.945 | | DIFFERENCE : 0.000 | | | |
| D1: James WALKER JR | | D2: Bill AUBERLEN | | | | | |
| LAP | SECTOR 1 | SECTOR 2 | SECTOR 3 | LAP TIME | KPH | DIFF | TIME OF DAY |
| 1 - D2 | OUTLAP | 1:00.666 | 193.5 | 1:06.424 | | | 13:53:05.543 |
| 2 - D2 | 32.675 | 59.091 | 207.6 | 1:03.526 | 2:35.292 | 127.80 | 13.347 13:55:40.835 |
| 3 - D2 | 31.902 | 59.004 | 227.3 | 1:02.076 | 2:32.982 | 129.73 | 11.037 13:58:13.817 |
| 4 - D2 | 31.709 | 58.378 | 230.2 | 1:01.815 | 2:31.902 | 130.65 | 9.957 14:00:45.719 |
| 5 - D2 | 31.503 | 58.167 | 232.7 | 1:02.525 | 2:32.195 | 130.40 | 10.250 14:03:17.914 |
| 6 - D2 | 33.105 | 1:00.327 | 225.9 | 1:11.424 | 2:44.856 | 120.38 | 22.911 14:06:02.770 |
| 7 - D2 | 31.260 | 57.806 | 233.7 | 1:01.617 | 2:30.683 | (3) 131.71 | 8.738 14:08:33.453 |
| 8 - D2 | 32.302 | 58.408 | 205.7 | IN PIT | 2:37.748 | P 125.81 | 15.803 14:11:11.201 |
| 9 - D1 | OUTLAP | 59.317 | 230.7 | 1:05.340 | 3:56.966 | 83.75 | 1:35.021 14:15:08.167 |
| 10 - D1 | 32.660 | 58.883 | 223.6 | 1:03.547 | 2:35.090 | 127.96 | 13.145 14:17:43.257 |
| 11 - D1 | 31.826 | 57.566 | 233.7 | 1:02.328 | 2:31.720 | 130.81 | 9.775 14:20:14.977 |
| 12 - D1 | 31.830 | 57.703 | 233.2 | 1:01.774 | 2:31.307 | 131.16 | 9.362 14:22:46.284 |
| 13 - D1 | 31.665 | 56.976 | 233.7 | IN PIT | 2:35.722 | P 127.45 | 13.777 14:25:22.006 |
| 14 - D1 | OUTLAP | 1:01.169 | 169.8 | 1:01.839 | 6:12.434 | 53.28 | 3:50.489 14:31:34.440 |
| 15 - D1 | 30.613 | 54.456 | 237.8 | 57.782 | 2:22.851 | (2) 138.93 | 0.906 14:33:57.291 |
| 16 - D1 | 30.294 | 54.339 | 237.8 | 57.312 | 2:21.945 | (1) 139.82 | 14:36:19.236 |

| P9 26 Silver Classic BMW | | BMW M4 GT4 - | | | | | |
|---------------------------|---------------|--------------------------|--------------|--------------------|-----------------|-------------------|-----------------------|
| IDEAL LAP TIME : 2:22.055 | | BEST LAP TIME : 2:22.055 | | DIFFERENCE : 0.000 | | | |
| D1: Chandler HULL | | D2: Toby GRAHOVEC | | | | | |
| LAP | SECTOR 1 | SECTOR 2 | SECTOR 3 | LAP TIME | KPH | DIFF | TIME OF DAY |
| 1 - D1 | | | IN PIT | | | P | 14:17:08.807 |
| 2 - D2 | OUTLAP | 1:05.242 | 186.2 | 1:05.788 | 4:15.459 | 77.69 | 1:53.404 14:21:24.266 |
| 3 - D2 | 33.585 | 58.688 | 224.0 | 1:00.768 | 2:33.041 | 129.68 | 10.986 14:23:57.307 |
| 4 - D2 | 32.230 | 56.342 | 230.2 | 58.929 | 2:27.501 | (3) 134.55 | 5.446 14:26:24.808 |
| 5 - D2 | 32.356 | 55.330 | 234.2 | 58.329 | 2:26.015 | (2) 135.92 | 3.960 14:28:50.823 |
| 6 - D2 | 31.288 | 55.252 | 224.5 | IN PIT | 2:32.072 | P 130.50 | 10.017 14:31:22.895 |
| 7 - D2 | OUTLAP | 55.423 | 230.2 | 57.614 | 3:35.243 | 92.20 | 1:13.188 14:34:58.138 |
| 8 - D2 | 30.938 | 53.774 | 238.4 | 57.343 | 2:22.055 | (1) 139.71 | 14:37:20.193 |

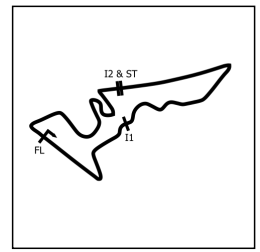
Weather / Track : Cloudy / Drying

Circuit of the Americas
 Circuit Length = 5.513 km
 Start: 13:50 Flag 14:35 End: 14:40

Circuit of the Americas (II)

Pirelli GT4 America Sprint & SprintX

PRACTICE SESSION 2 - SECTOR ANALYSIS



SECTOR 1 = FL to I1, SECTOR 2 = I1 to I2, SECTOR 3 = I2 to FL, DIFF = Difference To Personal Best Lap, P = Crossed Finish Line in Pit Lane, D = Time Disallowed

| P10 | | 3 Am | | Motorsport USA | | McLaren 570s GT4 - | | |
|---------------------------|---------------|--------------------------|--------------|--------------------|---------------------|--------------------|----------|---------------------|
| IDEAL LAP TIME : 2:21.758 | | BEST LAP TIME : 2:22.290 | | DIFFERENCE : 0.532 | | | | |
| D1: Michael MCALEENAN | | D2: Dan ROGERS | | | | | | |
| LAP | SECTOR 1 | SECTOR 2 | | SECTOR 3 | LAP TIME | KPH | DIFF | TIME OF DAY |
| 1 - D1 | | | | IN PIT | | | | 13:51:29.256 |
| 2 - D1 | OUTLAP | 1:03.579 | 187.5 | 1:05.272 | 4:41.219 | 70.57 | 2:18.929 | 13:56:10.475 |
| 3 - D1 | 33.294 | 58.697 | 215.1 | 1:03.436 | 2:35.427 | 127.69 | 13.137 | 13:58:45.902 |
| 4 - D1 | 32.222 | 58.405 | 227.3 | 1:02.563 | 2:33.190 | 129.55 | 10.900 | 14:01:19.092 |
| 5 - D1 | 32.212 | 58.819 | 232.2 | 1:03.145 | 2:34.176 | 128.72 | 11.886 | 14:03:53.268 |
| 6 - D1 | 32.059 | 59.071 | 232.2 | IN PIT | 2:39.009 | 124.81 | 16.719 | 14:06:32.277 |
| 7 - D1 | OUTLAP | 1:04.440 | 195.2 | 1:08.111 | 5:26.548 | 60.77 | 3:04.258 | 14:11:58.825 |
| 8 - D1 | 34.273 | 1:00.969 | 213.0 | 1:06.296 | 2:41.538 | 122.86 | 19.248 | 14:14:40.363 |
| 9 - D1 | 34.292 | 59.793 | 223.6 | 1:05.068 | 2:39.153 | 124.70 | 16.863 | 14:17:19.516 |
| 10 - D1 | 33.006 | 58.874 | 208.8 | 1:03.189 | 2:35.069 | 127.98 | 12.779 | 14:19:54.585 |
| 11 - D1 | 31.990 | 56.612 | 231.2 | 1:00.672 | 2:29.274 | 132.95 | 6.984 | 14:22:23.859 |
| 12 - D1 | 31.688 | 56.748 | 230.7 | 59.602 | 2:28.038 | 134.06 | 5.748 | 14:24:51.897 |
| 13 - D1 | 31.252 | 54.781 | 230.2 | 58.921 | 2:24.954 (3) | 136.91 | 2.664 | 14:27:16.851 |
| 14 - D1 | 30.960 | 53.467 | 243.7 | 57.863 | 2:22.290 (1) | 139.48 | | 14:29:39.141 |
| 15 - D1 | 30.725 | 53.944 | 244.3 | 58.116 | 2:22.785 (2) | 138.99 | 0.495 | 14:32:01.926 |
| 16 - D1 | 30.428 | 56.900 | 197.0 | IN PIT | 2:31.636 | 130.88 | 9.346 | 14:34:33.562 |

| P11 | | 7 Am | | NOLASPORT | | Porsche 718 Cayman GT4 - | | |
|---------------------------|---------------|--------------------------|--------------|--------------------|---------------------|--------------------------|----------|---------------------|
| IDEAL LAP TIME : 2:21.782 | | BEST LAP TIME : 2:22.442 | | DIFFERENCE : 0.660 | | | | |
| D1: Sean GIBBONS | | D2: Zac ANDERSON | | | | | | |
| LAP | SECTOR 1 | SECTOR 2 | | SECTOR 3 | LAP TIME | KPH | DIFF | TIME OF DAY |
| 1 - D1 | | | | IN PIT | | | | 14:20:04.608 |
| 2 - D1 | OUTLAP | 1:04.146 | 212.5 | 1:03.372 | 3:14.817 | 101.87 | 52.375 | 14:23:19.425 |
| 3 - D1 | 33.135 | 58.407 | 241.0 | 1:00.355 | 2:31.897 (2) | 130.65 | 9.455 | 14:25:51.322 |
| 4 - D1 | 32.372 | 57.421 | 240.0 | IN PIT | 2:33.423 | 129.36 | 10.981 | 14:28:24.745 |
| 5 - D2 | OUTLAP | 54.840 | 241.0 | 57.591 | 3:41.205 | 89.72 | 1:18.763 | 14:32:05.950 |
| 6 - D2 | 30.599 | 53.592 | 210.1 | 58.251 | 2:22.442 (1) | 139.33 | | 14:34:28.392 |
| 7 - D2 | 31.273 | 1:01.891 | 234.2 | IN PIT | 2:34.271 | 128.64 | 11.829 | 14:37:02.663 |

| P12 | | 38 Silver | | ST Racing | | BMW M4 GT4 - | | |
|---------------------------|---------------|--------------------------|--------------|--------------------|---------------------|---------------|----------|---------------------|
| IDEAL LAP TIME : 2:23.862 | | BEST LAP TIME : 2:23.862 | | DIFFERENCE : 0.000 | | | | |
| D1: Jon MLLER | | D2: Samantha TAN | | | | | | |
| LAP | SECTOR 1 | SECTOR 2 | | SECTOR 3 | LAP TIME | KPH | DIFF | TIME OF DAY |
| 1 - D1 | OUTLAP | 59.909 | 231.7 | 1:03.003 | | | | 13:53:51.986 |
| 2 - D1 | 31.404 | 57.977 | 237.8 | 1:03.032 | 2:32.413 | 130.21 | 8.551 | 13:56:24.399 |
| 3 - D1 | 31.167 | 58.435 | 240.0 | 1:03.972 | 2:33.574 | 129.23 | 9.712 | 13:58:57.973 |
| 4 - D1 | 31.664 | 58.372 | 236.3 | 1:02.280 | 2:32.316 (3) | 130.30 | 8.454 | 14:01:30.289 |
| 5 - D1 | 31.529 | 58.054 | 240.0 | IN PIT | 2:36.051 | 127.18 | 12.189 | 14:04:06.340 |
| 6 - D2 | OUTLAP | 1:05.060 | 218.1 | 1:08.327 | 5:57.535 | 55.51 | 3:33.673 | 14:10:03.875 |
| 7 - D2 | 33.652 | 1:01.788 | 232.2 | 1:05.582 | 2:41.022 | 123.25 | 17.160 | 14:12:44.897 |
| 8 - D2 | 34.298 | 1:02.132 | 222.2 | 1:05.103 | 2:41.533 | 122.86 | 17.671 | 14:15:26.430 |
| 9 - D2 | 33.622 | 59.381 | 243.2 | 1:04.364 | 2:37.367 | 126.11 | 13.505 | 14:18:03.797 |
| 10 - D2 | 32.937 | 59.343 | 231.2 | 1:04.068 | 2:36.348 | 126.93 | 12.486 | 14:20:40.145 |
| 11 - D2 | 32.625 | 1:01.739 | 242.1 | 1:02.928 | 2:37.292 | 126.17 | 13.430 | 14:23:17.437 |
| 12 - D2 | 32.340 | 58.370 | 241.0 | IN PIT | 2:40.225 | 123.86 | 16.363 | 14:25:57.662 |
| 13 - D2 | OUTLAP | 1:03.872 | 197.8 | 1:03.263 | 5:58.033 | 55.43 | 3:34.171 | 14:31:55.695 |
| 14 - D2 | 31.903 | 56.240 | 243.7 | 58.545 | 2:26.688 (2) | 135.29 | 2.826 | 14:34:22.383 |
| 15 - D2 | 30.831 | 54.806 | 244.3 | 58.225 | 2:23.862 (1) | 137.95 | | 14:36:46.245 |

Weather / Track : Cloudy / Drying

Circuit of the Americas

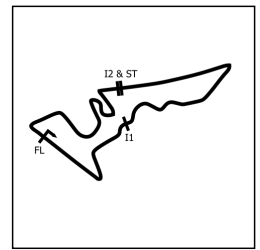
Circuit Length = 5.513 km

Start: 13:50 Flag 14:35 End: 14:40

Circuit of the Americas (II)

Pirelli GT4 America Sprint & SprintX

PRACTICE SESSION 2 - SECTOR ANALYSIS



SECTOR 1 = FL to I1, SECTOR 2 = I1 to I2, SECTOR 3 = I2 to FL, DIFF = Difference To Personal Best Lap, P = Crossed Finish Line in Pit Lane, D = Time Disallowed

| P13 37 Pro/Am RS1 | | Porsche Cayman CS MR - | | | | | |
|---------------------------|---------------|--------------------------|--------------|--------------------|-----------------|--------------------------|---------------------|
| IDEAL LAP TIME : 2:24.037 | | BEST LAP TIME : 2:24.076 | | DIFFERENCE : 0.039 | | | |
| D1: Charlie BELLUARDO | | D2: Jan HEYLEN | | | | | |
| LAP | SECTOR 1 | SECTOR 2 | SECTOR 3 | LAP TIME | KPH | DIFF | TIME OF DAY |
| 1 - D2 | OUTLAP | 1:03.317 | 175.8 | 1:07.330 | | | 13:54:10.715 |
| 2 - D2 | 32.236 | 58.158 | 221.3 | 1:02.306 | 2:32.700 | 129.97 | 13:56:43.415 |
| 3 - D2 | 31.797 | 57.961 | 234.7 | 1:01.998 | 2:31.756 | 130.78 | 13:59:15.171 |
| 4 - D2 | 31.812 | 58.348 | 234.7 | IN PIT | 2:37.561 | P 125.96 | 14:01:52.732 |
| 5 - D1 | OUTLAP | 1:05.946 | 186.8 | 1:10.204 | 4:27.032 | 74.32 | 14:06:19.764 |
| 6 - D1 | 35.628 | 1:03.947 | 190.1 | IN PIT | 2:52.085 | P 115.33 | 14:09:11.849 |
| 7 - D1 | OUTLAP | 1:05.863 | 164.3 | 1:08.984 | 5:51.718 | 56.42 | 14:15:03.567 |
| 8 - D1 | 33.866 | 1:03.434 | 193.2 | 1:06.581 | 2:43.881 | 121.10 | 14:17:47.448 |
| 9 - D1 | 34.052 | 1:01.560 | 209.7 | 1:05.105 | 2:40.717 | 123.48 | 14:20:28.165 |
| 10 - D1 | 33.048 | 1:00.183 | 227.3 | 1:02.151 | 2:35.382 | 127.72 | 14:23:03.547 |
| 11 - D1 | 32.358 | 57.997 | 230.7 | 1:00.634 | 2:30.989 | 131.44 | 14:25:34.536 |
| 12 - D1 | 32.105 | 57.395 | 233.2 | 59.578 | 2:29.078 | 133.13 | 14:28:03.614 |
| 13 - D1 | 31.348 | 55.813 | 227.8 | 58.832 | 2:25.993 | (3) 135.94 | 14:30:29.607 |
| 14 - D1 | 30.968 | 55.939 | 234.2 | 57.578 | 2:24.485 | (2) 137.36 | 14:32:54.092 |
| 15 - D1 | 30.811 | 55.852 | 233.2 | 57.413 | 2:24.076 | (1) 137.75 | 14:35:18.168 |

| P14 59 Am Paul TERRY | | Aston Martin Vantage GT4 - Rearden Racing | | | | | |
|---------------------------|---------------|---|--------------|--------------------|-----------------|--------------------------|---------------------|
| IDEAL LAP TIME : 2:26.430 | | BEST LAP TIME : 2:26.430 | | DIFFERENCE : 0.000 | | | |
| LAP | SECTOR 1 | SECTOR 2 | SECTOR 3 | LAP TIME | KPH | DIFF | TIME OF DAY |
| 1 - | | | IN PIT | | | P | 14:22:56.890 |
| 2 - | OUTLAP | 1:06.529 | 154.9 | 1:08.136 | 3:55.841 | 84.15 | 14:26:52.731 |
| 3 - | 33.445 | 59.680 | 198.5 | 1:02.326 | 2:35.451 | 127.67 | 14:29:28.182 |
| 4 - | 33.069 | 57.276 | 226.4 | 1:00.694 | 2:31.039 | (3) 131.40 | 14:31:59.221 |
| 5 - | 31.561 | 57.750 | 194.9 | 59.560 | 2:28.871 | (2) 133.31 | 14:34:28.092 |
| 6 - | 31.191 | 55.967 | 231.2 | 59.272 | 2:26.430 | (1) 135.53 | 14:36:54.522 |

| P15 111 Am Motorsport USA | | McLaren 570s GT4 - | | | | | |
|---------------------------|---------------|--------------------------|--------------|--------------------|-----------------|--------------------------|---------------------|
| IDEAL LAP TIME : 2:26.829 | | BEST LAP TIME : 2:26.829 | | DIFFERENCE : 0.000 | | | |
| D1: Todd CLARKE | | D2: Ty CLARKE | | | | | |
| LAP | SECTOR 1 | SECTOR 2 | SECTOR 3 | LAP TIME | KPH | DIFF | TIME OF DAY |
| 1 - D1 | | | IN PIT | | | P | 13:51:31.183 |
| 2 - D1 | | | IN PIT | | 1:55.281 | P 172.16 | 13:53:26.464 |
| 3 - D1 | OUTLAP | 1:06.163 | 188.4 | 1:10.721 | 3:26.453 | 96.13 | 13:56:52.917 |
| 4 - D1 | 35.829 | 1:03.844 | 185.8 | IN PIT | 2:53.805 | P 114.19 | 13:59:46.722 |
| 5 - D2 | OUTLAP | 1:20.145 | 168.7 | 1:10.180 | 5:25.116 | 61.04 | 14:05:11.838 |
| 6 - D2 | 35.718 | 1:04.302 | 171.7 | 1:11.553 | 2:51.573 | 115.67 | 14:08:03.411 |
| 7 - D2 | 34.820 | 1:02.814 | 189.4 | 1:10.144 | 2:47.778 | 118.29 | 14:10:51.189 |
| 8 - D2 | 35.755 | 1:04.270 | 190.4 | 1:09.492 | 2:49.517 | 117.07 | 14:13:40.706 |
| 9 - D2 | 35.595 | 1:01.697 | 168.7 | 1:08.768 | 2:46.060 | 119.51 | 14:16:26.766 |
| 10 - D2 | 35.659 | 1:02.050 | 172.2 | 1:08.770 | 2:46.479 | 119.21 | 14:19:13.245 |
| 11 - D2 | 35.539 | 1:01.472 | 183.0 | 1:08.852 | 2:45.863 | 119.65 | 14:21:59.108 |
| 12 - D2 | 34.412 | 59.636 | 194.2 | IN PIT | 2:46.916 | P 118.90 | 14:24:46.024 |
| 13 - D1 | OUTLAP | 59.673 | 207.2 | 1:02.728 | 4:00.995 | 82.35 | 14:28:47.019 |
| 14 - D1 | 32.690 | 57.306 | 205.3 | 1:01.920 | 2:31.916 | (3) 130.64 | 14:31:18.935 |
| 15 - D1 | 32.110 | 56.500 | 216.0 | 59.479 | 2:28.089 | (2) 134.01 | 14:33:47.024 |
| 16 - D1 | 31.634 | 56.199 | 220.8 | 58.996 | 2:26.829 | (1) 135.16 | 14:36:13.853 |

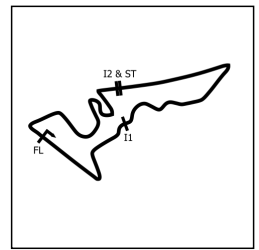
Weather / Track : Cloudy / Drying

Circuit of the Americas
 Circuit Length = 5.513 km
 Start: 13:50 Flag 14:35 End: 14:40

Circuit of the Americas (II)

Pirelli GT4 America Sprint & SprintX

PRACTICE SESSION 2 - SECTOR ANALYSIS



SECTOR 1 = FL to I1, SECTOR 2 = I1 to I2, SECTOR 3 = I2 to FL, DIFF = Difference To Personal Best Lap, P = Crossed Finish Line in Pit Lane, D = Time Disallowed

| P16 119 Am Sean QUINLAN | | BMW M4 GT4 - Stephen Cameron Racing | | | | | |
|---------------------------|---------------|-------------------------------------|--------------|--------------------|---------------------|---------------|---------------------|
| IDEAL LAP TIME : 2:26.774 | | BEST LAP TIME : 2:27.134 | | DIFFERENCE : 0.360 | | | |
| LAP | SECTOR 1 | SECTOR 2 | SECTOR 3 | LAP TIME | KPH | DIFF | TIME OF DAY |
| 1 - | | | IN PIT | | | P | 13:56:04.742 |
| 2 - | OUTLAP | 1:01.657 | 207.6 | 1:03.951 | 3:19.739 | 99.36 | 13:59:24.481 |
| 3 - | 31.584 | 59.214 | 225.4 | 1:02.119 | 2:32.917 | 129.78 | 14:01:57.398 |
| 4 - | 31.414 | 58.629 | 228.8 | 1:02.070 | 2:32.113 | 130.47 | 14:04:29.511 |
| 5 - | 31.420 | 57.852 | 232.2 | 1:02.093 | 2:31.365 (2) | 131.11 | 14:07:00.876 |
| 6 - | 31.628 | 57.872 | 223.1 | IN PIT | 2:35.624 P | 127.53 | 14:09:36.500 |
| 7 - | OUTLAP | 1:02.009 | 223.1 | 1:05.431 | 3:55.924 | 84.12 | 14:13:32.424 |
| 8 - | 32.757 | 1:00.408 | 232.2 | 1:03.303 | 2:36.468 | 126.84 | 14:16:08.892 |
| 9 - | 32.150 | 58.313 | 236.8 | 1:02.744 | 2:33.207 | 129.54 | 14:18:42.099 |
| 10 - | 32.040 | 58.497 | 232.7 | 1:02.453 | 2:32.990 | 129.72 | 14:21:15.089 |
| 11 - | 31.849 | 57.652 | 229.7 | 1:02.215 | 2:31.716 (3) | 130.81 | 14:23:46.805 |
| 12 - | 32.147 | 57.777 | 234.7 | 1:01.993 | 2:31.917 | 130.64 | 14:26:18.722 |
| 13 - | 32.261 | 57.778 | 233.7 | IN PIT | 2:38.913 P | 124.89 | 14:28:57.635 |
| 14 - | OUTLAP | 1:05.990 | 165.8 | 1:05.228 | 4:09.858 | 79.43 | 14:33:07.493 |
| 15 - | 31.774 | 56.170 | 231.2 | 59.190 | 2:27.134 (1) | 134.88 | 14:35:34.627 |

| P17 17 Am TRG - The Racers Group | | Porsche 718 Cayman GT4 - | | | | | |
|----------------------------------|---------------|--------------------------|--------------|--------------------|---------------------|---------------|---------------------|
| IDEAL LAP TIME : 2:28.050 | | BEST LAP TIME : 2:28.050 | | DIFFERENCE : 0.000 | | | |
| D1: James RAPPAPORT | | D2: Derek DEBOER | | | | | |
| LAP | SECTOR 1 | SECTOR 2 | SECTOR 3 | LAP TIME | KPH | DIFF | TIME OF DAY |
| 1 - D1 | OUTLAP | 1:03.376 | 177.0 | 1:09.962 | | | 13:53:31.131 |
| 2 - D1 | 34.887 | 1:01.405 | 198.1 | 1:07.886 | 2:44.178 | 120.88 | 13:56:15.309 |
| 3 - D1 | 34.996 | 1:01.459 | 222.2 | 1:06.786 | 2:43.241 | 121.57 | 13:58:58.550 |
| 4 - D1 | 34.422 | 1:00.725 | 219.9 | 1:05.639 | 2:40.786 | 123.43 | 14:01:39.336 |
| 5 - D1 | 34.996 | 1:00.390 | 188.1 | IN PIT | 2:46.096 P | 119.48 | 14:04:25.432 |
| 6 - D2 | OUTLAP | 59.837 | 224.0 | 1:03.665 | 3:47.553 | 87.21 | 14:08:12.985 |
| 7 - D2 | 32.791 | 58.518 | 235.2 | 1:03.226 | 2:34.535 | 128.42 | 14:10:47.520 |
| 8 - D2 | 33.824 | 59.402 | 193.2 | IN PIT | 2:42.569 P | 122.08 | 14:13:30.089 |
| 9 - D2 | OUTLAP | 1:01.498 | 215.1 | 1:05.833 | 5:50.270 | 56.66 | 14:19:20.359 |
| 10 - D2 | 33.587 | 58.341 | 199.2 | IN PIT | 2:40.582 P | 123.59 | 14:22:00.941 |
| 11 - D1 | OUTLAP | 59.631 | 224.0 | 1:01.561 | 3:59.290 | 82.94 | 14:26:00.231 |
| 12 - D1 | 32.867 | 57.244 | 237.3 | 1:00.532 | 2:30.643 | 131.74 | 14:28:30.874 |
| 13 - D1 | 32.569 | 57.068 | 235.2 | 59.559 | 2:29.196 (3) | 133.02 | 14:31:00.070 |
| 14 - D1 | 32.324 | 56.309 | 238.4 | 59.417 | 2:28.050 (1) | 134.05 | 14:33:28.120 |
| 15 - D1 | 32.332 | 56.455 | 237.8 | 59.594 | 2:28.381 (2) | 133.75 | 14:35:56.501 |

| P18 33 Pro/Am Notlad Racing by RS1 | | Aston Martin Vantage GT4 - | | | | | |
|------------------------------------|---------------|----------------------------|--------------|--------------------|---------------------|---------------|---------------------|
| IDEAL LAP TIME : 2:30.717 | | BEST LAP TIME : 2:30.717 | | DIFFERENCE : 0.000 | | | |
| D1: Joe DALTON | | D2: Patrick GALLAGHER | | | | | |
| LAP | SECTOR 1 | SECTOR 2 | SECTOR 3 | LAP TIME | KPH | DIFF | TIME OF DAY |
| 1 - D2 | OUTLAP | 59.770 | 184.3 | 1:05.165 | | | 13:55:51.325 |
| 2 - D2 | 31.984 | 58.012 | 210.9 | 1:02.110 | 2:32.106 (3) | 130.48 | 13:58:23.431 |
| 3 - D2 | 31.504 | 57.791 | 223.1 | 1:01.671 | 2:30.966 (2) | 131.46 | 14:00:54.397 |
| 4 - D2 | 31.430 | 57.649 | 228.3 | 1:01.638 | 2:30.717 (1) | 131.68 | 14:03:25.114 |
| 5 - D2 | 32.003 | 58.159 | 219.5 | IN PIT | 2:39.804 P | 124.19 | 14:06:04.918 |
| 6 - D1 | OUTLAP | 1:03.483 | 177.0 | 1:09.868 | 7:23.716 | 44.72 | 14:13:28.634 |
| 7 - D1 | 35.665 | 1:04.532 | 183.6 | 1:06.745 | 2:46.942 | 118.88 | 14:16:15.576 |
| 8 - D1 | 34.036 | 1:00.039 | 210.1 | 1:04.721 | 2:38.796 | 124.98 | 14:18:54.372 |
| 9 - D1 | 33.690 | 59.206 | 219.0 | 1:04.071 | 2:36.967 | 126.43 | 14:21:31.339 |
| 10 - D1 | 33.842 | 59.543 | 213.8 | 1:03.476 | 2:36.861 | 126.52 | 14:24:08.200 |
| 11 - D1 | 34.975 | 59.050 | 216.0 | 1:02.792 | 2:36.817 | 126.56 | 14:26:45.017 |
| 12 - D1 | 34.128 | 59.071 | 223.1 | 1:03.500 | 2:36.699 | 126.65 | 14:29:21.716 |
| 13 - D1 | 33.782 | 58.666 | 222.2 | IN PIT | 2:44.083 P | 120.95 | 14:32:05.799 |

Weather / Track : Cloudy / Drying

Circuit of the Americas

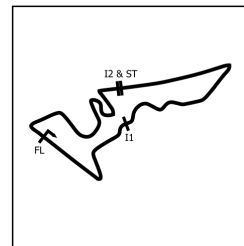
Circuit Length = 5.513 km

Start: 13:50 Flag 14:35 End: 14:40

Circuit of the Americas (II)

Pirelli GT4 America Sprint & SprintX

PRACTICE SESSION 2 - SECTOR ANALYSIS



SECTOR 1 = FL to I1, SECTOR 2 = I1 to I2, SECTOR 3 = I2 to FL, DIFF = Difference To Personal Best Lap, P = Crossed Finish Line in Pit Lane, D = Time Disallowed

| P19 | | 25 Silver | | CCR Team TFB | | BMW M4 GT4 - | |
|---------------------------|---------------|--------------------------|--------------|--------------------|---------------------|---------------|-----------------------|
| IDEAL LAP TIME : 2:31.826 | | BEST LAP TIME : 2:31.840 | | DIFFERENCE : 0.014 | | | |
| D1: Tim BARBER | | D2: Cole CIRAULO | | | | | |
| LAP | SECTOR 1 | SECTOR 2 | SECTOR 3 | LAP TIME | KPH | DIFF | TIME OF DAY |
| 1 - D1 | OUTLAP | 59.748 | 193.2 | 1:05.728 | | | 13:53:07.789 |
| 2 - D1 | 32.403 | 58.509 | 192.8 | 1:03.919 | 2:34.831 | 128.18 | 2.991 13:55:42.620 |
| 3 - D1 | 32.033 | 58.539 | 198.5 | 1:02.829 | 2:33.401 (3) | 129.37 | 1.561 13:58:16.021 |
| 4 - D1 | 31.696 | 58.112 | 219.5 | 1:02.032 | 2:31.840 (1) | 130.70 | 14:00:47.861 |
| 5 - D1 | 31.834 | 58.597 | 218.1 | IN PIT | 2:36.866 P | 126.52 | 5.026 14:03:24.727 |
| 6 - D2 | OUTLAP | 59.822 | 192.1 | 1:05.004 | 3:44.071 | 88.57 | 1:12.231 14:07:08.798 |
| 7 - D2 | 32.543 | 58.504 | 220.8 | 1:04.115 | 2:35.162 | 127.91 | 3.322 14:09:43.960 |
| 8 - D2 | 32.036 | 58.098 | 234.2 | 1:02.998 | 2:33.132 (2) | 129.60 | 1.292 14:12:17.092 |
| 9 - D2 | 32.886 | 59.703 | 233.7 | IN PIT | 2:41.933 P | 122.56 | 10.093 14:14:59.025 |

| P20 | | 51 Silver | | Panoz Racing | | Panoz Esperante Avezzano - | |
|---------------------------|---------------|--------------------------|--------------|--------------------|---------------------|----------------------------|-----------------------|
| IDEAL LAP TIME : 2:31.867 | | BEST LAP TIME : 2:32.359 | | DIFFERENCE : 0.492 | | | |
| D1: Parker CHASE | | D2: Roman DE ANGELIS | | | | | |
| LAP | SECTOR 1 | SECTOR 2 | SECTOR 3 | LAP TIME | KPH | DIFF | TIME OF DAY |
| 1 - D2 | OUTLAP | 1:01.450 | 187.5 | 1:05.273 | | | 13:54:35.268 |
| 2 - D2 | 33.708 | 58.806 | 216.0 | 1:03.226 | 2:35.740 | 127.43 | 3.381 13:57:11.008 |
| 3 - D2 | 32.372 | 58.067 | 227.8 | 1:03.195 | 2:33.634 | 129.18 | 1.275 13:59:44.642 |
| 4 - D2 | 32.443 | 58.567 | 225.0 | 1:02.560 | 2:33.570 | 129.23 | 1.211 14:02:18.212 |
| 5 - D2 | 32.688 | 1:00.515 | 224.5 | 1:02.381 | 2:35.584 | 127.56 | 3.225 14:04:53.796 |
| 6 - D2 | 32.448 | 58.485 | 228.3 | 1:02.279 | 2:33.212 (3) | 129.53 | 0.853 14:07:27.008 |
| 7 - D2 | 32.385 | 58.364 | 230.2 | IN PIT | 2:37.974 P | 125.63 | 5.615 14:10:04.982 |
| 8 - D1 | OUTLAP | 59.038 | 219.0 | 1:02.941 | 4:49.420 | 68.57 | 2:17.061 14:14:54.402 |
| 9 - D1 | 32.548 | 57.522 | 226.8 | 1:02.289 | 2:32.359 (1) | 130.26 | 14:17:26.761 |
| 10 - D1 | 32.367 | 58.389 | 228.8 | 1:01.991 | 2:32.747 (2) | 129.93 | 0.388 14:19:59.508 |
| 11 - D1 | 32.530 | 58.549 | 219.5 | IN PIT | 2:38.395 P | 125.29 | 6.036 14:22:37.903 |
| 12 - D1 | OUTLAP | 57.509 | 221.7 | IN PIT | 3:58.967 P | 83.05 | 1:26.608 14:26:36.870 |
| 13 - D1 | OUTLAP | 1:01.681 | 177.0 | IN PIT | 3:07.307 P | 105.95 | 34.948 14:29:44.177 |

| P21 | | 30 Pro/Am | | Flying Lizard Motorsports | | McLaren 570s GT4 - | |
|---------------------------|---------------|--------------------------|--------------|---------------------------|---------------------|--------------------|-----------------------|
| IDEAL LAP TIME : 2:31.928 | | BEST LAP TIME : 2:33.713 | | DIFFERENCE : 1.785 | | | |
| D1: Erin VOGEL | | D2: Mchael COOPER | | | | | |
| LAP | SECTOR 1 | SECTOR 2 | SECTOR 3 | LAP TIME | KPH | DIFF | TIME OF DAY |
| 1 - D2 | OUTLAP | 1:00.755 | 202.2 | 1:04.125 | | | 13:52:50.083 |
| 2 - D2 | 33.313 | 58.650 | 221.7 | 1:02.647 | 2:34.610 (2) | 128.36 | 0.897 13:55:24.693 |
| 3 - D2 | 32.838 | 58.615 | 222.2 | IN PIT | 2:38.226 P | 125.43 | 4.513 13:58:02.919 |
| 4 - D1 | OUTLAP | 1:02.049 | 225.4 | 1:06.011 | 4:59.706 | 66.22 | 2:25.993 14:03:02.625 |
| 5 - D1 | 33.432 | 1:00.322 | 226.8 | 1:05.180 | 2:38.934 | 124.87 | 5.221 14:05:41.559 |
| 6 - D1 | 33.521 | 1:00.394 | 214.2 | 1:04.759 | 2:38.674 | 125.07 | 4.961 14:08:20.233 |
| 7 - D1 | 33.387 | 59.246 | 233.7 | 1:04.340 | 2:36.973 (3) | 126.43 | 3.260 14:10:57.206 |
| 8 - D1 | 32.956 | 59.879 | 224.5 | 1:04.170 | 2:37.005 | 126.40 | 3.292 14:13:34.211 |
| 9 - D1 | 33.214 | 1:00.271 | 227.8 | 1:03.659 | 2:37.144 | 126.29 | 3.431 14:16:11.355 |
| 10 - D1 | 33.194 | 59.413 | 227.3 | IN PIT | 2:39.892 P | 124.12 | 6.179 14:18:51.247 |
| 11 - D1 | OUTLAP | 58.995 | 225.0 | IN PIT | 3:50.553 P | 86.08 | 1:16.840 14:22:41.800 |
| 12 - D1 | OUTLAP | 58.559 | 225.4 | IN PIT | 4:05.237 P | 80.92 | 1:31.524 14:26:47.037 |
| 13 - D1 | OUTLAP | 58.203 | 226.8 | IN PIT | 3:46.959 P | 87.44 | 1:13.246 14:30:33.996 |
| 14 - D1 | OUTLAP | 1:00.093 | 230.2 | 1:00.894 | 3:43.259 | 88.89 | 1:09.546 14:34:17.255 |
| 15 - D1 | 33.004 | 58.196 | 222.2 | 1:02.513 | 2:33.713 (1) | 129.11 | 14:36:50.968 |

Weather / Track : Cloudy / Drying

Circuit of the Americas

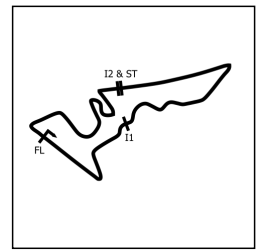
Circuit Length = 5.513 km

Start: 13:50 Flag 14:35 End: 14:40

Circuit of the Americas (II)

Pirelli GT4 America Sprint & SprintX

PRACTICE SESSION 2 - SECTOR ANALYSIS



SECTOR 1 = FL to I1, SECTOR 2 = I1 to I2, SECTOR 3 = I2 to FL, DIFF = Difference To Personal Best Lap, P = Crossed Finish Line in Pit Lane, D = Time Disallowed

| P22 21 Pro/Am Flying Lizard Motorsports | | Aston Martin Vantage GT4 - | | | | | |
|--|---------------|----------------------------|--------------|-----------------|----------|----------|---------------------|
| IDEAL LAP TIME : 2:32.069 | | BEST LAP TIME : | | DIFFERENCE : | | | |
| D1: Michael DINAN | | D2: Robby FOLEY | | | | | |
| LAP | SECTOR 1 | SECTOR 2 | SECTOR 3 | LAP TIME | KPH | DIFF | TIME OF DAY |
| 1 - D2 | OUTLAP | 1:01.246 | 168.7 | 1:09.701 | | | 13:52:56.957 |
| 2 - D2 | 32.358 | 58.254 | 222.6 | IN PIT | 2:36.919 | P 126.47 | 13:55:33.876 |
| 3 - D2 | OUTLAP | 59.042 | 224.0 | 1:02.457 | 3:56.971 | 83.75 | 13:59:30.847 |
| 4 - D2 | 31.979 | 58.232 | 223.6 | IN PIT | 2:35.406 | P 127.70 | 14:02:06.253 |
| 5 - D2 | OUTLAP | 58.935 | 228.8 | 1:03.145 | 3:47.407 | 87.27 | 14:05:53.660 |
| 6 - D2 | 31.777 | 58.092 | 220.4 | IN PIT | 2:35.528 | P 127.60 | 14:08:29.188 |
| 7 - D2 | OUTLAP | 57.835 | 220.8 | IN PIT | 3:46.013 | P 87.81 | 14:12:15.201 |

| P23 2 Pro/Am GMG Racing | | Porsche 718 Cayman GT4 - | | | | | |
|--------------------------------|---------------|--------------------------|---------------|---------------|----------|---------|---------------------|
| IDEAL LAP TIME : | | BEST LAP TIME : | | DIFFERENCE : | | | |
| D1: Jason BELL | | D2: Andrew DAVIS | | | | | |
| LAP | SECTOR 1 | SECTOR 2 | SECTOR 3 | LAP TIME | KPH | DIFF | TIME OF DAY |
| 1 - D1 | | | IN PIT | | | P | 14:23:06.694 |
| 2 - D2 | OUTLAP | 1:07.205 | 159.5 | IN PIT | 3:55.715 | P 84.19 | 14:27:02.409 |

Weather / Track : Cloudy / Drying

Circuit of the Americas
 Circuit Length = 5.513 km
 Start: 13:50 Flag 14:35 End: 14:40

Circuit of the Americas (II)

Pirelli GT4 America Sprint & SprintX

PRACTICE SESSION 2 - BEST SECTORS

| SECTOR 1 | | | SECTOR 2 | | | SECTOR 3 | | | IDEAL / BEST COMPARISON | | | | | | |
|----------|-----|----------------------|----------|-----|----------------------|----------|-----|----------------------|-------------------------|-----|-----|------------------------|-------------|----------|-------|
| POS | NO | NAME | TIME | NO | NAME | TIME | NO | NAME | TIME | POS | NO | NAME | IDEAL | BEST | DIFF |
| | | | | | | | | | | | | | PERFECT LAP | 2:18.624 | |
| 1 | 12 | STAVELEY | 30.003 | 47 | NOLASPORT | 52.811 | 12 | STAVELEY | 55.810 | 1 | 47 | NOLASPORT | 2:18.821 | 2:18.821 | 0.000 |
| 2 | 47 | NOLASPORT | 30.049 | 12 | STAVELEY | 53.248 | 63 | Dexter Racing | 55.940 | 2 | 12 | STAVELEY | 2:19.061 | 2:19.061 | 0.000 |
| 3 | 36 | Andretti Autosport | 30.091 | 36 | Andretti Autosport | 53.298 | 47 | NOLASPORT | 55.961 | 3 | 36 | Andretti Autosport | 2:20.277 | 2:20.318 | 0.041 |
| 4 | 82 | BimmerWorld | 30.294 | 3 | Motorsport USA | 53.467 | 71 | Marco Polo Motorsp | 56.839 | 4 | 63 | Dexter Racing | 2:20.410 | 2:21.171 | 0.761 |
| 5 | 28 | ST Racing | 30.349 | 7 | NOLASPORT | 53.592 | 36 | Andretti Autosport | 56.888 | 5 | 71 | Marco Polo Motorspor | 2:21.237 | 2:21.288 | 0.051 |
| 6 | 3 | Motorsport USA | 30.428 | 26 | Classic BMW | 53.774 | 91 | Rearden Racing | 57.004 | 6 | 28 | ST Racing | 2:21.504 | 2:21.504 | 0.000 |
| 7 | 63 | Dexter Racing | 30.437 | 71 | Marco Polo Motorspx | 53.860 | 28 | ST Racing | 57.163 | 7 | 91 | Rearden Racing | 2:21.754 | 2:21.754 | 0.000 |
| 8 | 71 | Marco Polo Motorspx | 30.538 | 28 | ST Racing | 53.992 | 82 | BimmerWorld | 57.312 | 8 | 3 | Motorsport USA | 2:21.758 | 2:22.290 | 0.532 |
| 9 | 7 | NOLASPORT | 30.599 | 63 | Dexter Racing | 54.033 | 26 | Classic BMW | 57.343 | 9 | 7 | NOLASPORT | 2:21.782 | 2:22.442 | 0.660 |
| 10 | 91 | Rearden Racing | 30.688 | 91 | Rearden Racing | 54.062 | 37 | RS1 | 57.413 | 10 | 82 | BimmerWorld | 2:21.945 | 2:21.945 | 0.000 |
| 11 | 37 | RS1 | 30.811 | 82 | BimmerWorld | 54.339 | 7 | NOLASPORT | 57.591 | 11 | 26 | Classic BMW | 2:22.055 | 2:22.055 | 0.000 |
| 12 | 38 | ST Racing | 30.831 | 38 | ST Racing | 54.806 | 3 | Motorsport USA | 57.863 | 12 | 38 | ST Racing | 2:23.862 | 2:23.862 | 0.000 |
| 13 | 26 | Classic BMW | 30.938 | 37 | RS1 | 55.813 | 38 | ST Racing | 58.225 | 13 | 37 | RS1 | 2:24.037 | 2:24.076 | 0.039 |
| 14 | 59 | TERRY | 31.191 | 59 | TERRY | 55.967 | 111 | Motorsport USA | 58.996 | 14 | 59 | TERRY | 2:26.430 | 2:26.430 | 0.000 |
| 15 | 119 | QUINLAN | 31.414 | 119 | QUINLAN | 56.170 | 119 | QUINLAN | 59.190 | 15 | 119 | QUINLAN | 2:26.774 | 2:27.134 | 0.360 |
| 16 | 33 | Notlad Racing by RS | 31.430 | 111 | Motorsport USA | 56.199 | 59 | TERRY | 59.272 | 16 | 111 | Motorsport USA | 2:26.829 | 2:26.829 | 0.000 |
| 17 | 111 | Motorsport USA | 31.634 | 17 | TRG - The Racers G | 56.309 | 17 | TRG - The Racers G | 59.417 | 17 | 17 | TRG - The Racers Grc | 2:28.050 | 2:28.050 | 0.000 |
| 18 | 25 | CCR Team TFB | 31.696 | 51 | Panoz Racing | 57.509 | 30 | Flying Lizard Motors | 1:00.894 | 18 | 33 | Notlad Racing by RS1 | 2:30.717 | 2:30.717 | 0.000 |
| 19 | 21 | Flying Lizard Motors | 31.777 | 33 | Notlad Racing by RS | 57.649 | 33 | Notlad Racing by RS | 1:01.638 | 19 | 25 | CCR Team TFB | 2:31.826 | 2:31.840 | 0.014 |
| 20 | 17 | TRG - The Racers G | 32.324 | 21 | Flying Lizard Motors | 57.835 | 51 | Panoz Racing | 1:01.991 | 20 | 51 | Panoz Racing | 2:31.867 | 2:32.359 | 0.492 |
| 21 | 51 | Panoz Racing | 32.367 | 25 | CCR Team TFB | 58.098 | 25 | CCR Team TFB | 1:02.032 | 21 | 30 | Flying Lizard Motorspc | 2:31.928 | 2:33.713 | 1.785 |
| 22 | 30 | Flying Lizard Motors | 32.838 | 30 | Flying Lizard Motors | 58.196 | 21 | Flying Lizard Motors | 1:02.457 | 22 | 21 | Flying Lizard Motorspc | 2:32.069 | | |
| 23 | | | | 2 | GMG Racing | 1:07.205 | | | | 23 | 2 | GMG Racing | | | |

Weather / Track : Cloudy / Drying

Circuit of the Americas

Circuit Length = 5.513 km

Start: 13:50 Flag 14:35 End: 14:40

Results can be found at www.tsl-timing.com

Printed - 14:48 Thursday, September 17, 2020

Circuit of the Americas (II)

Pirelli GT4 America Sprint & SprintX

PRACTICE SESSION 2 - BEST SPEEDS

| INTERMEDIATE 1 | | | | INTERMEDIATE 2 | | | FINISH LINE | | |
|----------------|----|------|-----|----------------|---------------------------|-------|-------------|------|-----|
| POS | NO | NAME | KPH | NO | NAME | KPH | NO | NAME | KPH |
| 1 | | | | 3 | Motorsport USA | 244.3 | | | |
| 2 | | | | 38 | ST Racing | 244.3 | | | |
| 3 | | | | 47 | NOLASPORT | 242.1 | | | |
| 4 | | | | 7 | NOLASPORT | 241.0 | | | |
| 5 | | | | 28 | ST Racing | 240.5 | | | |
| 6 | | | | 36 | Andretti Autosport | 240.0 | | | |
| 7 | | | | 26 | Classic BMW | 238.4 | | | |
| 8 | | | | 17 | TRG - The Racers Group | 238.4 | | | |
| 9 | | | | 82 | BimmerWorld | 237.8 | | | |
| 10 | | | | 119 | QUINLAN | 236.8 | | | |
| 11 | | | | 12 | STAVELEY | 236.3 | | | |
| 12 | | | | 91 | Rearden Racing | 235.8 | | | |
| 13 | | | | 37 | RS1 | 234.7 | | | |
| 14 | | | | 25 | CCR Team TFB | 234.2 | | | |
| 15 | | | | 30 | Flying Lizard Motorsports | 233.7 | | | |
| 16 | | | | 71 | Marco Polo Motorsports | 232.7 | | | |
| 17 | | | | 59 | TERRY | 231.2 | | | |
| 18 | | | | 51 | Panoz Racing | 230.2 | | | |
| 19 | | | | 63 | Dexter Racing | 229.2 | | | |
| 20 | | | | 21 | Flying Lizard Motorsports | 228.8 | | | |
| 21 | | | | 33 | Nottad Racing by RS1 | 228.3 | | | |
| 22 | | | | 111 | Motorsport USA | 220.8 | | | |
| 23 | | | | 2 | GMG Racing | 159.5 | | | |

Weather / Track : Cloudy / Drying

Results can be found at www.tsl-timing.com

Circuit of the Americas
Circuit Length = 5.513 km
Start: 13:50 Flag 14:35 End: 14:40

Printed - 14:48 Thursday, September 17, 2020

Circuit of the Americas (II)

Pirelli GT4 America Sprint & SprintX

PRACTICE SESSION 2 - STATISTICS

| | |
|-------------------------------|---------------------------|
| Competitors Started | 23 |
| Planned Start | 2020-09-17 @ 13:10:00.000 |
| Actual Start | 2020-09-17 @ 13:50:04.774 |
| Finish Time | 2020-09-17 @ 14:35:04.794 |
| Track Length | 5.513km |
| Total Laps | 272 |
| Total Distance Covered | 1499.536km |

Session Fastest Lap History

| NO | CL | NAME | LAP TIME | TIME OF DAY | LAP | VEHICLE |
|----|--------|--|-----------------|--------------|-----|--------------------------|
| 30 | Pro/Am | Flying Lizard Motorsports <i>M. COOPER</i> | 2:34.610 | 13:55:24.693 | 2 | McLaren 570s GT4 |
| 91 | Pro/Am | Rearden Racing <i>V. KOZAROV</i> | 2:33.990 | 13:55:53.143 | 2 | Aston Martin Vantage GT4 |
| 38 | Silver | ST Racing <i>J. MILLER</i> | 2:32.413 | 13:56:24.399 | 2 | BMW M4 GT4 |
| 33 | Pro/Am | Notlad Racing by RS1 <i>P. GALLAGHER</i> | 2:32.106 | 13:58:23.431 | 2 | Aston Martin Vantage GT4 |
| 37 | Pro/Am | RS1 <i>J. HEYLEN</i> | 2:31.756 | 13:59:15.171 | 3 | Porsche Cayman CS MR |
| 33 | Pro/Am | Notlad Racing by RS1 <i>P. GALLAGHER</i> | 2:30.966 | 14:00:54.397 | 3 | Aston Martin Vantage GT4 |
| 33 | Pro/Am | Notlad Racing by RS1 <i>P. GALLAGHER</i> | 2:30.717 | 14:03:25.114 | 4 | Aston Martin Vantage GT4 |
| 82 | Pro/Am | BimmerWorld <i>B. AUBERLEN</i> | 2:30.683 | 14:08:33.453 | 7 | BMW M4 GT4 |
| 36 | Silver | Andretti Autosport <i>J. ANDRETTI</i> | 2:30.502 | 14:17:57.115 | 9 | McLaren 570s GT4 |
| 3 | Am | Motorsport USA <i>M. MCALEENAN</i> | 2:29.274 | 14:22:23.859 | 11 | McLaren 570s GT4 |
| 3 | Am | Motorsport USA <i>M. MCALEENAN</i> | 2:28.038 | 14:24:51.897 | 12 | McLaren 570s GT4 |
| 47 | Pro/Am | NOLASPORT <i>M. TRAVIS</i> | 2:26.782 | 14:25:10.613 | 3 | Porsche 718 Cayman GT4 |
| 3 | Am | Motorsport USA <i>M. MCALEENAN</i> | 2:24.954 | 14:27:16.851 | 13 | McLaren 570s GT4 |
| 3 | Am | Motorsport USA <i>M. MCALEENAN</i> | 2:22.290 | 14:29:39.141 | 14 | McLaren 570s GT4 |
| 63 | Pro/Am | Dexter Racing <i>W. DEXTER</i> | 2:21.209 | 14:32:10.677 | 9 | Ginetta G55 |
| 47 | Pro/Am | NOLASPORT <i>J. HART</i> | 2:19.017 | 14:34:01.761 | 6 | Porsche 718 Cayman GT4 |
| 47 | Pro/Am | NOLASPORT <i>J. HART</i> | 2:18.821 | 14:36:20.582 | 7 | Porsche 718 Cayman GT4 |

Flag History

| TYPE | TIME OF DAY |
|--------|--------------|
| GREEN | 13:50:04.774 |
| FINISH | 14:35:04.794 |

Flag Statistics

| TYPE | COUNT | TOTAL LAPS | TOTAL TIME |
|------------|-------|------------|------------|
| Green | 1 | 16 | 49:58.542 |
| Red | 0 | 0 | 0.000 |
| Safety Car | 0 | 0 | 0.000 |
| FCY | 0 | 0 | 0.000 |

Weather / Track : Cloudy / Drying

Circuit of the Americas
Circuit Length = 5.513 km
Start: 13:50 Flag 14:35 End: 14:40

Circuit of the Americas (II)

Pirelli GT4 America Sprint & SprintX

PRACTICE SESSION 2 - STATISTICS

CLASS : Am

2 Starters

Fastest Lap History

| NO | NAME | LAP TIME | TIME OF DAY | LAP | VEHICLE |
|-----|--------------|----------|--------------|-----|--------------------------|
| 119 | Sean QUINLAN | 2:32.917 | 14:01:57.398 | 3 | BMW M4 GT4 |
| 119 | Sean QUINLAN | 2:32.113 | 14:04:29.511 | 4 | BMW M4 GT4 |
| 119 | Sean QUINLAN | 2:31.365 | 14:07:00.876 | 5 | BMW M4 GT4 |
| 59 | Paul TERRY | 2:31.039 | 14:31:59.221 | 4 | Aston Martin Vantage GT4 |
| 59 | Paul TERRY | 2:28.871 | 14:34:28.092 | 5 | Aston Martin Vantage GT4 |
| 119 | Sean QUINLAN | 2:27.134 | 14:35:34.627 | 15 | BMW M4 GT4 |
| 59 | Paul TERRY | 2:26.430 | 14:36:54.522 | 6 | Aston Martin Vantage GT4 |

Weather / Track : Cloudy / Drying

Results can be found at www.tsl-timing.com

Page 2 of 6

Circuit of the Americas
Circuit Length = 5.513 km
Start: 13:50 Flag 14:35 End: 14:40

Printed - 14:48 Thursday, September 17, 2020

Circuit of the Americas (II)

Pirelli GT4 America Sprint & SprintX

PRACTICE SESSION 2 - STATISTICS

CLASS : Pro

1 Starters

Fastest Lap History

| NO | NAME | LAP TIME | TIME OF DAY | LAP | VEHICLE |
|----|---------------|----------|--------------|-----|------------------|
| 12 | Drew STAVELEY | 2:21.218 | 14:34:53.366 | 3 | Ford Mustang GT4 |
| 12 | Drew STAVELEY | 2:19.061 | 14:37:12.427 | 4 | Ford Mustang GT4 |

Weather / Track : Cloudy / Drying

Results can be found at www.tsl-timing.com

Page 3 of 6

Circuit of the Americas

Circuit Length = 5.513 km

Start: 13:50 Flag 14:35 End: 14:40

Printed - 14:48 Thursday, September 17, 2020

Circuit of the Americas (II)

Pirelli GT4 America Sprint & SprintX

PRACTICE SESSION 2 - STATISTICS

CLASS : Pro/Am

9 Starters

Fastest Lap History

| NO | NAME | LAP TIME | TIME OF DAY | LAP | VEHICLE |
|----|---------------------------|-----------------|--------------|-----|--------------------------|
| 30 | Flying Lizard Motorsports | 2:34.610 | 13:55:24.693 | 2 | McLaren 570s GT4 |
| 91 | Rearden Racing | 2:33.990 | 13:55:53.143 | 2 | Aston Martin Vantage GT4 |
| 37 | RS1 | 2:32.700 | 13:56:43.415 | 2 | Porsche Cayman CS MR |
| 33 | Notlad Racing by RS1 | 2:32.106 | 13:58:23.431 | 2 | Aston Martin Vantage GT4 |
| 37 | RS1 | 2:31.756 | 13:59:15.171 | 3 | Porsche Cayman CS MR |
| 33 | Notlad Racing by RS1 | 2:30.966 | 14:00:54.397 | 3 | Aston Martin Vantage GT4 |
| 33 | Notlad Racing by RS1 | 2:30.717 | 14:03:25.114 | 4 | Aston Martin Vantage GT4 |
| 82 | BimmerWorld | 2:30.683 | 14:08:33.453 | 7 | BMW M4 GT4 |
| 47 | NOLASPORT | 2:26.782 | 14:25:10.613 | 3 | Porsche 718 Cayman GT4 |
| 63 | Dexter Racing | 2:25.755 | 14:27:21.474 | 7 | Ginetta G55 |
| 63 | Dexter Racing | 2:21.209 | 14:32:10.677 | 9 | Ginetta G55 |
| 47 | NOLASPORT | 2:19.017 | 14:34:01.761 | 6 | Porsche 718 Cayman GT4 |
| 47 | NOLASPORT | 2:18.821 | 14:36:20.582 | 7 | Porsche 718 Cayman GT4 |

Weather / Track : Cloudy / Drying

Circuit of the Americas

Circuit Length = 5.513 km

Start: 13:50 Flag 14:35 End: 14:40

Circuit of the Americas (II)

Pirelli GT4 America Sprint & SprintX

PRACTICE SESSION 2 - STATISTICS

CLASS : Am

4 Starters

Fastest Lap History

| NO | NAME | LAP TIME | TIME OF DAY | LAP | VEHICLE |
|----|------------------------|-----------------|--------------|-----|------------------------|
| 17 | TRG - The Racers Group | 2:44.178 | 13:56:15.309 | 2 | Porsche 718 Cayman GT4 |
| 3 | Motorsport USA | 2:35.427 | 13:58:45.902 | 3 | McLaren 570s GT4 |
| 3 | Motorsport USA | 2:33.190 | 14:01:19.092 | 4 | McLaren 570s GT4 |
| 3 | Motorsport USA | 2:29.274 | 14:22:23.859 | 11 | McLaren 570s GT4 |
| 3 | Motorsport USA | 2:28.038 | 14:24:51.897 | 12 | McLaren 570s GT4 |
| 3 | Motorsport USA | 2:24.954 | 14:27:16.851 | 13 | McLaren 570s GT4 |
| 3 | Motorsport USA | 2:22.290 | 14:29:39.141 | 14 | McLaren 570s GT4 |

Weather / Track : Cloudy / Drying

Circuit of the Americas
Circuit Length = 5.513 km
Start: 13:50 Flag 14:35 End: 14:40

Circuit of the Americas (II)

Pirelli GT4 America Sprint & SprintX

PRACTICE SESSION 2 - STATISTICS

CLASS : Silver

7 Starters

Fastest Lap History

| NO | NAME | LAP TIME | TIME OF DAY | LAP | VEHICLE |
|----|------------------------|----------|--------------|-----|------------------|
| 25 | CCR Team TFB | 2:34.831 | 13:55:42.620 | 2 | BMW M4 GT4 |
| 38 | ST Racing | 2:32.413 | 13:56:24.399 | 2 | BMW M4 GT4 |
| 25 | CCR Team TFB | 2:31.840 | 14:00:47.861 | 4 | BMW M4 GT4 |
| 71 | Marco Polo Motorsports | 2:31.434 | 14:17:51.164 | 10 | KTM X-Bow |
| 36 | Andretti Autosport | 2:30.502 | 14:17:57.115 | 9 | McLaren 570s GT4 |
| 28 | ST Racing | 2:30.013 | 14:24:28.152 | 11 | BMW M4 GT4 |
| 26 | Classic BMW | 2:27.501 | 14:26:24.808 | 4 | BMW M4 GT4 |
| 28 | ST Racing | 2:27.071 | 14:26:55.223 | 12 | BMW M4 GT4 |
| 26 | Classic BMW | 2:26.015 | 14:28:50.823 | 5 | BMW M4 GT4 |
| 71 | Marco Polo Motorsports | 2:25.400 | 14:29:39.944 | 13 | KTM X-Bow |
| 28 | ST Racing | 2:24.265 | 14:31:46.282 | 14 | BMW M4 GT4 |
| 71 | Marco Polo Motorsports | 2:22.667 | 14:32:02.611 | 14 | KTM X-Bow |
| 36 | Andretti Autosport | 2:20.872 | 14:34:39.181 | 14 | McLaren 570s GT4 |
| 36 | Andretti Autosport | 2:20.318 | 14:36:59.499 | 15 | McLaren 570s GT4 |

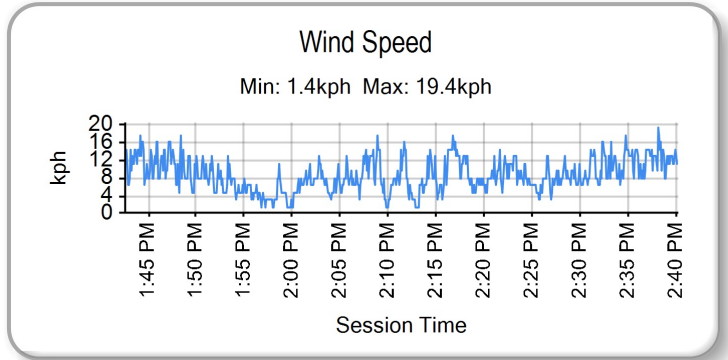
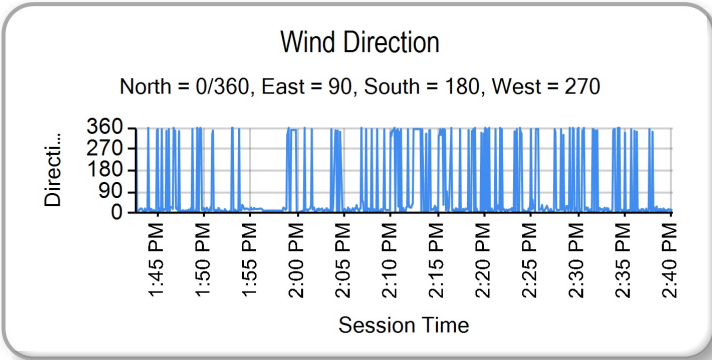
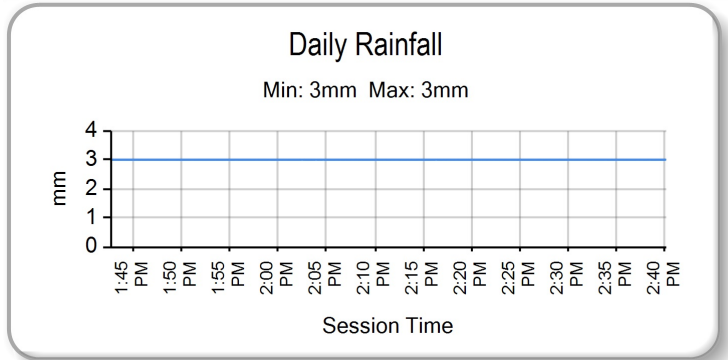
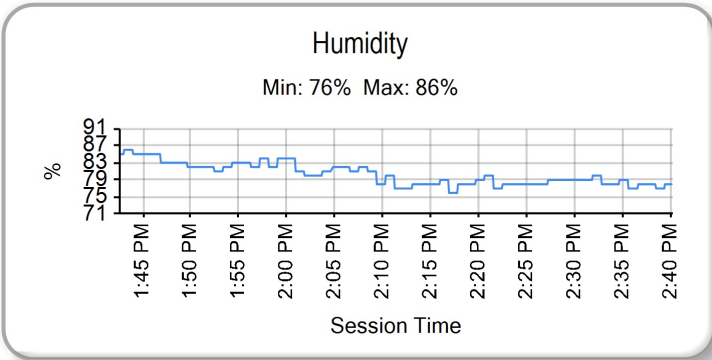
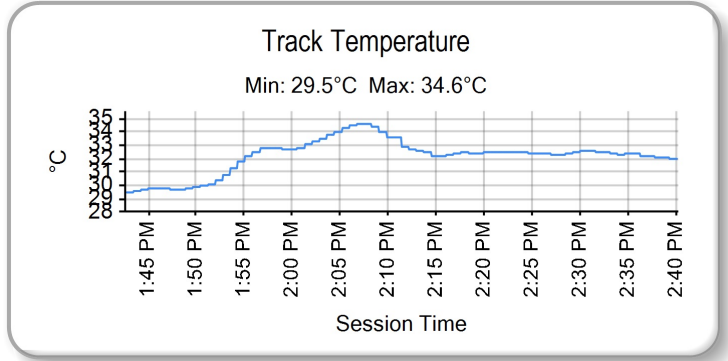
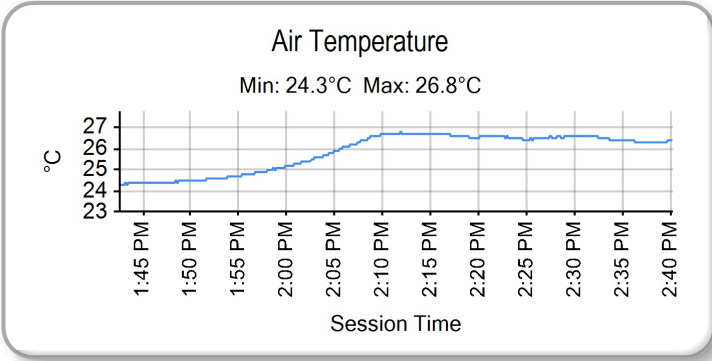
Weather / Track : Cloudy / Drying

Circuit of the Americas
Circuit Length = 5.513 km
Start: 13:50 Flag 14:35 End: 14:40

Circuit of the Americas (II)

Pirelli GT4 America Sprint & SprintX

PRACTICE SESSION 2 - WEATHER CONDITIONS



Weather / Track : Cloudy / Drying

Circuit of the Americas
Circuit Length = 5.513 km
Start: 13:50 Flag 14:35 End: 14:40

Results can be found at www.tsl-timing.com

Printed - 14:48 Thursday, September 17, 2020

Circuit of the Americas (II)

Pirelli GT4 America Sprint

QUALIFYING - CLASSIFICATION - PROVISIONAL



| POS | NO | CL | PIC | DRIVER / TEAM | CAR | TIME | ON | LAPS | GAP | DIFF | KPH |
|-----|-------|-----|-----|---|--------------------------|-----------------|----|------|--------------|-------|--------|
| 1 | 10 | Pro | 1 | Michael COOPER (USA) Blackdog Speed Shop | McLaren 570s GT4 | 2:16.408 | 4 | 5 | | | 145.49 |
| 2 | 12 | Pro | 2 | Drew STAVELEY (USA) Ian Lacy Racing | Ford Mustang GT4 | 2:16.634 | 2 | 6 | 0.226 | 0.226 | 145.25 |
| 3 | 210 * | Am | 1 | Michael DINAN (USA) Flying Lizard Motorsports | Aston Martin Vantage GT4 | 2:17.356 | 2 | 6 | 0.948 | 0.722 | 144.49 |
| 4 | 119 | Am | 2 | Sean QUINLAN (USA) Stephen Cameron Racing | BMW M4 GT4 | 2:18.297 | 5 | 6 | 1.889 | 0.941 | 143.50 |
| 5 | 11 | Am | 3 | Tony GAPLES (USA) Blackdog Speed Shop | McLaren 570s GT4 | 2:18.331 | 6 | 7 | 1.923 | 0.034 | 143.47 |
| 6 | 91 * | Am | 4 | Jeff BURTON (USA) Rearden Racing | Aston Martin Vantage GT4 | 2:18.503 | 3 | 6 | 2.095 | 0.172 | 143.29 |
| 7 | 59 * | Am | 5 | Paul TERRY (USA) Rearden Racing | Aston Martin Vantage GT4 | 2:19.254 | 3 | 6 | 2.846 | 0.751 | 142.52 |
| 8 | 2 | Am | 6 | Jason BELL (USA) GMG Racing | Porsche 718 Cayman GT4 | 2:19.936 | 5 | 6 | 3.528 | 0.682 | 141.82 |
| 9 | 24 | Am | 7 | Frank GANNETT (USA) Ian Lacy Racing | Ford Mustang GT4 | 2:20.052 | 2 | 7 | 3.644 | 0.116 | 141.71 |
| 10 | 62 * | Am | 8 | Mark KLENIN (USA) KPR | SIN R1 GT4 | 2:20.423 | 3 | 7 | 4.015 | 0.371 | 141.33 |
| 11 | 48 * | Am | 9 | Jason HALL (USA) NOLASPORT | Porsche 718 Cayman GT4 | 2:21.699 | 4 | 6 | 5.291 | 1.276 | 140.06 |

QUALIFYING LAPTIME (120.0% of 2:16.408) = 2:43.689

No. 210 - 1 Lap time disallowed; exceeding track limits.
No. 48, 59, 91 - 2 Lap times disallowed; exceeding track limits.
No. 62 - 3 Lap times disallowed; exceeding track limits.

Weather / Track : Sunny / Dry

These results are provisional until the conclusion of any judicial and technical matters.

Circuit of the Americas

Circuit Length = 5.513 km

Start: 09:15 Flag 09:30 End: 09:33

| | | |
|-----------------|------------|--------------|
| Race Director : | Stewards : | Timekeeper : |
|-----------------|------------|--------------|

Results can be found at www.tsl-timing.com

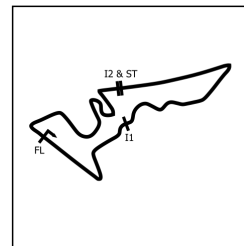
Printed - 09:34 Friday, September 18, 2020



Circuit of the Americas (II)

Pirelli GT4 America Sprint

QUALIFYING - SECTOR ANALYSIS



SECTOR 1 = FL to I1, SECTOR 2 = I1 to I2, SECTOR 3 = I2 to FL, DIFF = Difference To Personal Best Lap, P = Crossed Finish Line in Pit Lane, D = Time Disallowed

| P1 10 Pro Michael COOPER | | McLaren 570s GT4 - Blackdog Speed Shop | | | | | | |
|---------------------------|---------------|--|--------------|--------------------|---------------------|---------------|--------|---------------------|
| IDEAL LAP TIME : 2:16.163 | | BEST LAP TIME : 2:16.408 | | DIFFERENCE : 0.245 | | | | |
| LAP | SECTOR 1 | SECTOR 2 | | SECTOR 3 | LAP TIME | KPH | DIFF | TIME OF DAY |
| 1 - | OUTLAP | 54.596 | 236.3 | 1:02.465 | | | | 09:17:38.799 |
| 2 - | 29.389 | 52.150 | 244.8 | 55.272 | 2:16.811 (3) | 145.06 | 0.403 | 09:19:55.610 |
| 3 - | 29.476 | 51.927 | 245.4 | 55.275 | 2:16.678 (2) | 145.20 | 0.270 | 09:22:12.288 |
| 4 - | 29.313 | 51.578 | 248.2 | 55.517 | 2:16.408 (1) | 145.49 | | 09:24:28.696 |
| 5 - | 31.804 | 54.024 | 243.7 | IN PIT | 2:27.007 P | 135.00 | 10.599 | 09:26:55.703 |

| P2 12 Pro Drew STAVELEY | | Ford Mustang GT4 - Ian Lacy Racing | | | | | | |
|---------------------------|---------------|------------------------------------|--------------|--------------------|---------------------|---------------|--------|---------------------|
| IDEAL LAP TIME : 2:16.279 | | BEST LAP TIME : 2:16.634 | | DIFFERENCE : 0.355 | | | | |
| LAP | SECTOR 1 | SECTOR 2 | | SECTOR 3 | LAP TIME | KPH | DIFF | TIME OF DAY |
| 1 - | OUTLAP | 57.150 | 216.4 | 55.992 | | | | 09:17:28.630 |
| 2 - | 29.497 | 52.184 | 238.9 | 54.953 | 2:16.634 (1) | 145.25 | | 09:19:45.264 |
| 3 - | 29.142 | 52.393 | 240.0 | 55.188 | 2:16.723 (2) | 145.16 | 0.089 | 09:22:01.987 |
| 4 - | 29.294 | 52.460 | 240.5 | 55.311 | 2:17.065 (3) | 144.79 | 0.431 | 09:24:19.052 |
| 5 - | 33.417 | 54.472 | 194.5 | 59.602 | 2:27.491 | 134.56 | 10.857 | 09:26:46.543 |
| 6 - | 29.368 | 52.742 | 240.0 | IN PIT | 2:26.834 P | 135.16 | 10.200 | 09:29:13.377 |

| P3 210 Am Michael DINAN | | Aston Martin Vantage GT4 - Flying Lizard Motorsports | | | | | | |
|---------------------------|---------------|--|--------------|--------------------|-----------------------|---------------|----------|---------------------|
| IDEAL LAP TIME : 2:17.324 | | BEST LAP TIME : 2:17.356 | | DIFFERENCE : 0.032 | | | | |
| LAP | SECTOR 1 | SECTOR 2 | | SECTOR 3 | LAP TIME | KPH | DIFF | TIME OF DAY |
| 1 - | OUTLAP | 57.125 | 232.7 | 57.644 | | | | 09:17:33.039 |
| 2 - | 29.364 | 52.334 | 237.3 | 55.658 | 2:17.356 (1) | 144.49 | | 09:19:50.395 |
| 3 - | 29.530 | 52.454 | 238.4 | 56.063 | 2:18.047 (2) | 143.76 | 0.691 | 09:22:08.442 |
| 4 - | 29.404 | 52.493 | 237.3 | 55.626 | 2:17.523 D | 144.31 | 0.167 | 09:24:25.965 |
| 5 - | 32.127 | 57.162 | 203.0 | IN PIT | 2:34.780 P | 128.22 | 17.424 | 09:27:00.745 |
| 6 - | OUTLAP | 53.661 | 236.8 | IN PIT | 4:04.863 P | 81.05 | 1:47.507 | 09:31:05.608 |

| P4 119 Am Sean QUINLAN | | BMW M4 GT4 - Stephen Cameron Racing | | | | | | |
|---------------------------|---------------|-------------------------------------|--------------|--------------------|---------------------|---------------|--------|---------------------|
| IDEAL LAP TIME : 2:18.159 | | BEST LAP TIME : 2:18.297 | | DIFFERENCE : 0.138 | | | | |
| LAP | SECTOR 1 | SECTOR 2 | | SECTOR 3 | LAP TIME | KPH | DIFF | TIME OF DAY |
| 1 - | OUTLAP | 1:12.519 | 175.0 | 1:05.934 | | | | 09:19:19.840 |
| 2 - | 29.776 | 53.716 | 245.4 | 56.200 | 2:19.692 | 142.07 | 1.395 | 09:21:39.532 |
| 3 - | 29.475 | 52.759 | 245.4 | 56.788 | 2:19.022 (3) | 142.76 | 0.725 | 09:23:58.554 |
| 4 - | 29.447 | 52.906 | 246.5 | 56.139 | 2:18.492 (2) | 143.30 | 0.195 | 09:26:17.046 |
| 5 - | 29.311 | 52.897 | 246.5 | 56.089 | 2:18.297 (1) | 143.50 | | 09:28:35.343 |
| 6 - | 34.922 | 1:05.533 | 177.6 | IN PIT | 2:51.569 P | 115.67 | 33.272 | 09:31:26.912 |

| P5 11 Am Tony GAPLES | | McLaren 570s GT4 - Blackdog Speed Shop | | | | | | |
|---------------------------|---------------|--|--------------|--------------------|---------------------|---------------|--------|---------------------|
| IDEAL LAP TIME : 2:18.188 | | BEST LAP TIME : 2:18.331 | | DIFFERENCE : 0.143 | | | | |
| LAP | SECTOR 1 | SECTOR 2 | | SECTOR 3 | LAP TIME | KPH | DIFF | TIME OF DAY |
| 1 - | OUTLAP | 57.110 | 216.0 | 1:00.563 | | | | 09:17:41.113 |
| 2 - | 30.149 | 52.878 | 244.3 | 56.334 | 2:19.361 | 142.41 | 1.030 | 09:20:00.474 |
| 3 - | 29.639 | 52.344 | 246.0 | 56.560 | 2:18.543 (2) | 143.25 | 0.212 | 09:22:19.017 |
| 4 - | 29.613 | 53.103 | 246.5 | 56.412 | 2:19.128 | 142.65 | 0.797 | 09:24:38.145 |
| 5 - | 29.629 | 52.805 | 246.0 | 56.595 | 2:19.029 (3) | 142.75 | 0.698 | 09:26:57.174 |
| 6 - | 29.550 | 52.304 | 247.7 | 56.477 | 2:18.331 (1) | 143.47 | | 09:29:15.505 |
| 7 - | 30.098 | 53.714 | 243.7 | IN PIT | 2:30.969 P | 131.46 | 12.638 | 09:31:46.474 |

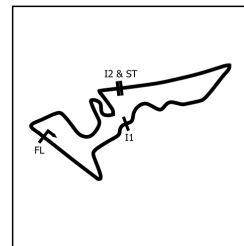
Weather / Track : Sunny / Dry

Circuit of the Americas
 Circuit Length = 5.513 km
 Start: 09:15 Flag 09:30 End: 09:33

Circuit of the Americas (II)

Pirelli GT4 America Sprint

QUALIFYING - SECTOR ANALYSIS



SECTOR 1 = FL to I1, SECTOR 2 = I1 to I2, SECTOR 3 = I2 to FL, DIFF = Difference To Personal Best Lap, P = Crossed Finish Line in Pit Lane, D = Time Disallowed

| P6 | | 91 Am | | Jeff BURTON | | Aston Martin Vantage GT4 - Rearden Racing | |
|---------------------------|---------------|--------------------------|--------------|--------------------|-----------------------|---|---------------------|
| IDEAL LAP TIME : 2:17.579 | | BEST LAP TIME : 2:18.503 | | DIFFERENCE : 0.924 | | | |
| LAP | SECTOR 1 | SECTOR 2 | SECTOR 3 | LAP TIME | KPH | DIFF | TIME OF DAY |
| 1 - | OUTLAP | 1:09.283 | 183.6 | 1:00.908 | | | 09:19:27.911 |
| 2 - | 29.709 | 53.572 | 232.7 | 55.864 | 2:19.145 (2) | 142.63 | 0.642 09:21:47.056 |
| 3 - | 29.841 | 53.072 | 233.2 | 55.590 | 2:18.503 (1) | 143.29 | 09:24:05.559 |
| 4 - | 33.753 | 1:03.900 | 159.5 | 1:09.233 | 2:46.886 (3) | 118.92 | 28.383 09:26:52.445 |
| 5 - | 29.437 | 52.552 | 233.7 | 56.728 | 2:18.747 D | 143.07 | 0.214 09:29:11.162 |
| 6 - | 33.879 | 59.630 | 191.1 | IN PIT | 2:43.943 D | 121.05 | 25.440 09:31:55.105 |

| P7 | | 59 Am | | Paul TERRY | | Aston Martin Vantage GT4 - Rearden Racing | |
|---------------------------|---------------|--------------------------|--------------|--------------------|-----------------------|---|---------------------|
| IDEAL LAP TIME : 2:18.434 | | BEST LAP TIME : 2:19.254 | | DIFFERENCE : 0.820 | | | |
| LAP | SECTOR 1 | SECTOR 2 | SECTOR 3 | LAP TIME | KPH | DIFF | TIME OF DAY |
| 1 - | OUTLAP | 1:13.367 | 126.4 | 1:01.521 | | | 09:19:07.207 |
| 2 - | 29.978 | 53.692 | 231.7 | 56.096 | 2:19.766 (2) | 142.00 | 0.512 09:21:26.973 |
| 3 - | 30.019 | 53.504 | 233.7 | 55.731 | 2:19.254 (1) | 142.52 | 09:23:46.227 |
| 4 - | 30.002 | 1:10.672 | 170.3 | 1:02.385 | 2:43.059 (3) | 121.71 | 23.805 09:26:29.286 |
| 5 - | 29.567 | 53.433 | 233.2 | 56.316 | 2:19.346 D | 142.45 | 0.062 09:28:48.602 |
| 6 - | 29.918 | 53.136 | 233.7 | IN PIT | 2:31.133 D | 131.32 | 11.879 09:31:19.735 |

| P8 | | 2 Am | | Jason BELL | | Porsche 718 Cayman GT4 - GMG Racing | |
|---------------------------|---------------|--------------------------|--------------|--------------------|---------------------|-------------------------------------|---------------------|
| IDEAL LAP TIME : 2:19.735 | | BEST LAP TIME : 2:19.936 | | DIFFERENCE : 0.201 | | | |
| LAP | SECTOR 1 | SECTOR 2 | SECTOR 3 | LAP TIME | KPH | DIFF | TIME OF DAY |
| 1 - | OUTLAP | 1:06.456 | 148.1 | 1:02.633 | | | 09:19:35.061 |
| 2 - | 30.012 | 53.559 | 243.2 | 56.756 | 2:20.327 (3) | 141.43 | 0.391 09:21:55.388 |
| 3 - | 29.866 | 54.009 | 242.6 | 56.664 | 2:20.539 | 141.21 | 0.603 09:24:15.927 |
| 4 - | 29.990 | 53.780 | 242.6 | 56.660 | 2:20.430 | 141.32 | 0.494 09:26:36.357 |
| 5 - | 29.766 | 53.464 | 242.6 | 56.706 | 2:19.936 (1) | 141.82 | 09:28:56.293 |
| 6 - | 30.021 | 53.454 | 243.7 | 56.515 | 2:19.990 (2) | 141.77 | 0.054 09:31:16.283 |

| P9 | | 24 Am | | Frank GANNETT | | Ford Mustang GT4 - Ian Lacy Racing | |
|---------------------------|---------------|--------------------------|--------------|--------------------|---------------------|------------------------------------|---------------------|
| IDEAL LAP TIME : 2:19.924 | | BEST LAP TIME : 2:20.052 | | DIFFERENCE : 0.128 | | | |
| LAP | SECTOR 1 | SECTOR 2 | SECTOR 3 | LAP TIME | KPH | DIFF | TIME OF DAY |
| 1 - | OUTLAP | 58.514 | 234.2 | 57.909 | | | 09:18:00.856 |
| 2 - | 30.188 | 53.755 | 237.3 | 56.109 | 2:20.052 (1) | 141.71 | 09:20:20.908 |
| 3 - | 30.619 | 53.657 | 237.3 | 56.079 | 2:20.355 (2) | 141.40 | 0.303 09:22:41.263 |
| 4 - | 30.461 | 54.362 | 236.8 | 56.425 | 2:21.248 | 140.51 | 1.196 09:25:02.511 |
| 5 - | 30.194 | 54.041 | 237.8 | 56.314 | 2:20.549 (3) | 141.20 | 0.497 09:27:23.060 |
| 6 - | 30.919 | 55.159 | 237.8 | 57.132 | 2:23.210 | 138.58 | 3.158 09:29:46.270 |
| 7 - | 31.743 | 55.525 | 237.3 | IN PIT | 2:37.003 P | 126.41 | 16.951 09:32:23.273 |

| P10 | | 62 Am | | Mark KLENIN | | SIN R1 GT4 - KPR | |
|---------------------------|---------------|--------------------------|--------------|--------------------|-----------------------|------------------|---------------------|
| IDEAL LAP TIME : 2:20.066 | | BEST LAP TIME : 2:20.423 | | DIFFERENCE : 0.357 | | | |
| LAP | SECTOR 1 | SECTOR 2 | SECTOR 3 | LAP TIME | KPH | DIFF | TIME OF DAY |
| 1 - | OUTLAP | 56.321 | 231.2 | 57.863 | | | 09:17:54.446 |
| 2 - | 30.926 | 53.561 | 234.2 | 56.888 | 2:21.375 (2) | 140.38 | 0.952 09:20:15.821 |
| 3 - | 30.421 | 53.645 | 236.3 | 56.357 | 2:20.423 (1) | 141.33 | 09:22:36.244 |
| 4 - | 30.331 | 53.446 | 237.8 | 56.624 | 2:20.404 D | 141.35 | 09:24:56.645 |
| 5 - | 30.408 | 53.858 | 238.4 | 57.021 | 2:21.287 D | 140.47 | 0.864 09:27:17.932 |
| 6 - | 30.286 | 53.650 | 237.3 | 56.464 | 2:20.400 D | 141.35 | 09:29:38.332 |
| 7 - | 30.263 | 54.054 | 192.1 | IN PIT | 2:38.950 P | 124.86 | 18.527 09:32:17.282 |

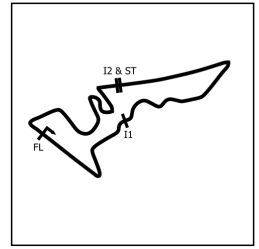
Weather / Track : Sunny / Dry

Circuit of the Americas
 Circuit Length = 5.513 km
 Start: 09:15 Flag 09:30 End: 09:33

Circuit of the Americas (II)

Pirelli GT4 America Sprint

QUALIFYING - SECTOR ANALYSIS



SECTOR 1 = FL to I1, SECTOR 2 = I1 to I2, SECTOR 3 = I2 to FL, DIFF = Difference To Personal Best Lap, P = Crossed Finish Line in Pit Lane, D = Time Disallowed

| P11 48 Am Jason HALL | | Porsche 718 Cayman GT4 - NOLASPORT | | | | | | |
|---------------------------|---------------|------------------------------------|--------------|--------------------|---------------------|---------------|-------|---------------------|
| IDEAL LAP TIME : 2:21.419 | | BEST LAP TIME : 2:21.699 | | DIFFERENCE : 0.280 | | | | |
| LAP | SECTOR 1 | SECTOR 2 | | SECTOR 3 | LAP TIME | KPH | DIFF | TIME OF DAY |
| 1 - | OUTLAP | 57.088 | 240.0 | 58.808 | | | | 09:18:16.400 |
| 2 - | | | 240.5 | 57.874 | 2:30.696 | D 131.70 | 8.997 | 09:20:47.096 |
| 3 - | 30.904 | 54.355 | 241.6 | 57.220 | 2:22.479 | D 139.29 | 0.780 | 09:23:09.575 |
| 4 - | 30.520 | 54.169 | 242.1 | 57.010 | 2:21.699 (1) | 140.06 | | 09:25:31.274 |
| 5 - | 30.466 | 54.596 | 241.6 | 57.783 | 2:22.845 | (2) 138.93 | 1.146 | 09:27:54.119 |
| 6 - | 30.782 | 53.943 | 242.1 | 58.349 | 2:23.074 | (3) 138.71 | 1.375 | 09:30:17.193 |

Circuit of the Americas (II)

Pirelli GT4 America Sprint

QUALIFYING - BEST SPEEDS

| INTERMEDIATE 1 | | | | INTERMEDIATE 2 | | | FINISH LINE | | |
|----------------|----|------|-----|----------------|----------|-------|-------------|------|-----|
| POS | NO | NAME | KPH | NO | NAME | KPH | NO | NAME | KPH |
| 1 | | | | 10 | COOPER | 248.2 | | | |
| 2 | | | | 11 | GAPLES | 247.7 | | | |
| 3 | | | | 119 | QUINLAN | 246.5 | | | |
| 4 | | | | 2 | BELL | 243.7 | | | |
| 5 | | | | 48 | HALL | 242.1 | | | |
| 6 | | | | 12 | STAVELEY | 240.5 | | | |
| 7 | | | | 210 | DINAN | 238.4 | | | |
| 8 | | | | 62 | KLENIN | 238.4 | | | |
| 9 | | | | 24 | GANNETT | 237.8 | | | |
| 10 | | | | 91 | BURTON | 233.7 | | | |
| 11 | | | | 59 | TERRY | 233.7 | | | |

Weather / Track : Sunny / Dry

Results can be found at www.tsl-timing.com

Circuit of the Americas
Circuit Length = 5.513 km
Start: 09:15 Flag 09:30 End: 09:33

Printed - 09:36 Friday, September 18, 2020

Circuit of the Americas (II)

Pirelli GT4 America Sprint

QUALIFYING - STATISTICS

Competitors Started 11
Planned Start 2020-09-18 @ 09:15:00.000
Actual Start 2020-09-18 @ 09:15:01.401
Finish Time 2020-09-18 @ 09:30:03.569
Track Length 5.513km
Total Laps 68
Total Distance Covered 374.884km

Session Fastest Lap History

| NO | CL | NAME | LAP TIME | TIME OF DAY | LAP | VEHICLE |
|----|-----|----------------|-----------------|--------------|-----|------------------|
| 12 | Pro | Drew STAVELEY | 2:16.634 | 09:19:45.264 | 2 | Ford Mustang GT4 |
| 10 | Pro | Michael COOPER | 2:16.408 | 09:24:28.696 | 4 | McLaren 570s GT4 |

Flag History

| TYPE | TIME OF DAY |
|--------|--------------|
| GREEN | 09:15:01.401 |
| FINISH | 09:30:03.569 |

Flag Statistics

| TYPE | COUNT | TOTAL LAPS | TOTAL TIME |
|------------|-------|------------|------------|
| Green | 1 | 7 | 18:04.856 |
| Red | 0 | 0 | 0.000 |
| Safety Car | 0 | 0 | 0.000 |
| FCY | 0 | 0 | 0.000 |

Circuit of the Americas (II)
Pirelli GT4 America Sprint
QUALIFYING - STATISTICS

CLASS : Am

9 Starters

Fastest Lap History

| NO | NAME | LAP TIME | TIME OF DAY | LAP | VEHICLE |
|-----|---------------|----------|--------------|-----|--------------------------|
| 210 | Michael DINAN | 2:17.356 | 09:19:50.395 | 2 | Aston Martin Vantage GT4 |

Weather / Track : Sunny / Dry

Results can be found at www.tsl-timing.com

Page 2 of 3

Circuit of the Americas
Circuit Length = 5.513 km
Start: 09:15 Flag 09:30 End: 09:33

Printed - 09:36 Friday, September 18, 2020

Circuit of the Americas (II)
Pirelli GT4 America Sprint
QUALIFYING - STATISTICS

CLASS : Pro

2 Starters

Fastest Lap History

| NO | NAME | LAP TIME | TIME OF DAY | LAP | VEHICLE |
|----|----------------|-----------------|--------------|-----|------------------|
| 12 | Drew STAVELEY | 2:16.634 | 09:19:45.264 | 2 | Ford Mustang GT4 |
| 10 | Michael COOPER | 2:16.408 | 09:24:28.696 | 4 | McLaren 570s GT4 |

Weather / Track : Sunny / Dry

Results can be found at www.tsl-timing.com

Page 3 of 3

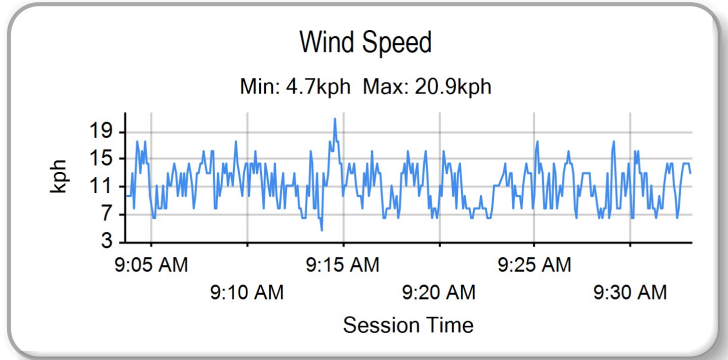
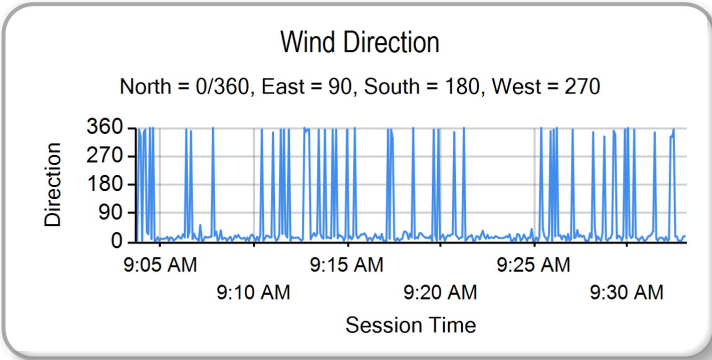
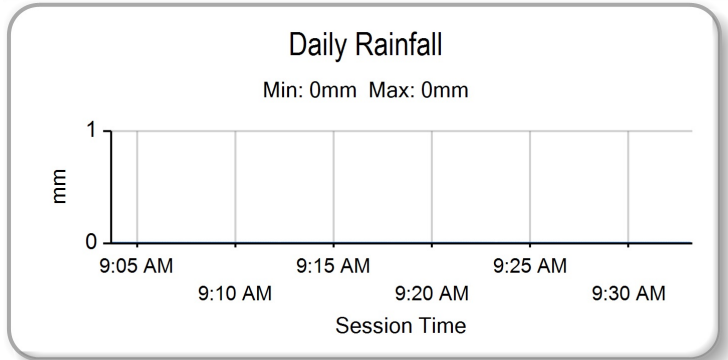
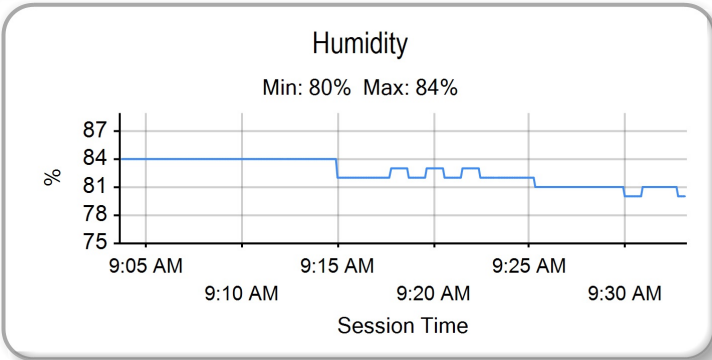
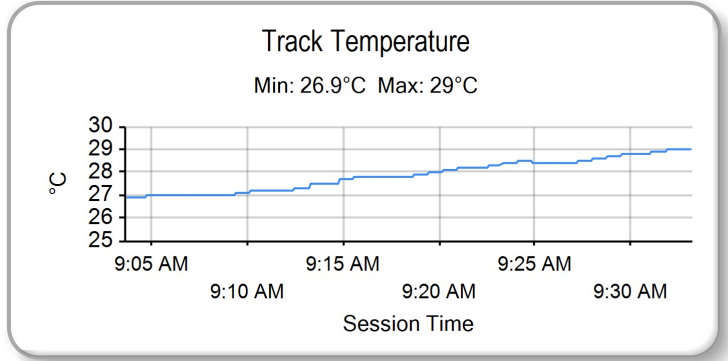
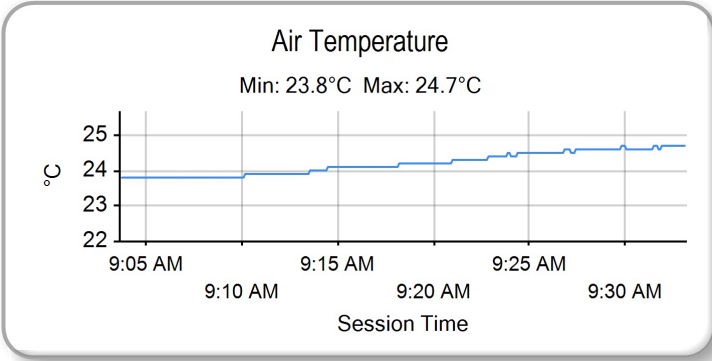
Circuit of the Americas
Circuit Length = 5.513 km
Start: 09:15 Flag 09:30 End: 09:33

Printed - 09:36 Friday, September 18, 2020

Circuit of the Americas (II)

Pirelli GT4 America Sprint

QUALIFYING - WEATHER CONDITIONS



Weather / Track : Sunny / Dry

Results can be found at www.tsl-timing.com

Circuit of the Americas
Circuit Length = 5.513 km
Start: 09:15 Flag 09:30 End: 09:33

Printed - 09:36 Friday, September 18, 2020

Circuit of the Americas (II)
Pirelli GT4 America Sprint
RACE 1 - GRID (50 minutes)



| | | |
|-------------|--|---|
| ROW 6 | | 2:21.699 11 48 Jason HALL <i>GT4 Sprint - Am</i> |
| ROW 5 | 10 62 Mark KLENIN 2:20.423 <i>GT4 Sprint - Am</i> | 9 24 Frank GANNETT 2:20.052 <i>GT4 Sprint - Am</i> |
| ROW 4 | 8 2 Jason BELL 2:19.936 <i>GT4 Sprint - Am</i> | 7 59 Paul TERRY 2:19.254 <i>GT4 Sprint - Am</i> |
| ROW 3 | 6 91 Jeff BURTON 2:18.503 <i>GT4 Sprint - Am</i> | 5 11 Tony GAPLES 2:18.331 <i>GT4 Sprint - Am</i> |
| ROW 2 | 4 119 Sean QUINLAN 2:18.297 <i>GT4 Sprint - Am</i> | 3 210 Michael DINAN 2:17.356 <i>GT4 Sprint - Am</i> |
| ROW 1 | 2 12 Drew STAVELEY 2:16.634 <i>GT4 Sprint - Pro</i> | 1 10 Michael COOPER 2:16.408 <i>GT4 Sprint - Pro</i> |
| Pole | | |

Circuit of the Americas
 Circuit Length = 5.513 km

These results are provisional until the conclusion of any judicial and technical matters.

| | | |
|-----------------|------------|--------------|
| Race Director : | Stewards : | Timekeeper : |
|-----------------|------------|--------------|

Results can be found at www.tsl-timing.com

Printed - 12:32 Friday, September 18, 2020



Circuit of the Americas (II)

Pirelli GT4 America Sprint

RACE 1 - CLASSIFICATION - FINAL



| POS | NO | CL | PIC | DRIVER / TEAM | CAR | LAPS | TIME | GAP | DIFF | KPH | BEST | ON |
|-----|-----|-----|-----|--|--------------------------|------|-----------|----------|--------|--------|----------|----|
| 1 | 10 | Pro | 1 | Michael COOPER (USA) Blackdog Speed Shop | McLaren 570s GT4 | 22 | 50:54.653 | | | 142.59 | 2:17.560 | 2 |
| 2 | 12 | Pro | 2 | Drew STAVELEY (USA) Ian Lacy Racing | Ford Mustang GT4 | 22 | 51:04.670 | 10.017 | 10.017 | 142.13 | 2:17.680 | 2 |
| 3 | 210 | Am | 1 | Michael DINAN (USA) Flying Lizard Motorsports | Aston Martin Vantage GT4 | 22 | 51:25.144 | 30.491 | 20.474 | 141.19 | 2:18.757 | 2 |
| 4 | 91 | Am | 2 | Jeff BURTON (USA) Rearden Racing | Aston Martin Vantage GT4 | 22 | 51:32.521 | 37.868 | 7.377 | 140.85 | 2:18.687 | 2 |
| 5 | 119 | Am | 3 | Sean QUINLAN (USA) Stephen Cameron Racing | BMW M4 GT4 | 22 | 51:54.208 | 59.555 | 21.687 | 139.87 | 2:20.694 | 3 |
| 6 | 2 | Am | 4 | Jason BELL (USA) GMG Racing | Porsche 718 Cayman GT4 | 22 | 52:03.333 | 1:08.680 | 9.125 | 139.46 | 2:20.614 | 4 |
| 7 | 59 | Am | 5 | Paul TERRY (USA) Rearden Racing | Aston Martin Vantage GT4 | 22 | 52:11.215 | 1:16.562 | 7.882 | 139.11 | 2:19.848 | 3 |
| 8 | 24 | Am | 6 | Frank GANNETT (USA) Ian Lacy Racing | Ford Mustang GT4 | 22 | 52:37.156 | 1:42.503 | 25.941 | 137.96 | 2:21.877 | 8 |
| 9 | 48 | Am | 7 | Jason HALL (USA) NOLASPORT | Porsche 718 Cayman GT4 | 22 | 52:38.187 | 1:43.534 | 1.031 | 137.92 | 2:22.159 | 7 |
| 10 | 62 | Am | 8 | Mark KLENIN (USA) KPR | SIN R1 GT4 | 22 | 53:00.169 | 2:05.516 | 21.982 | 136.97 | 2:20.184 | 3 |

NOT CLASSIFIED

| | | | | | | | | | | | | |
|----|----|----|--|--|------------------|---|----------|---------|---------|--------|----------|---|
| NC | 11 | Am | | Tony GAPLES (USA) Blackdog Speed Shop | McLaren 570s GT4 | 4 | 9:44.364 | 18 Laps | 18 Laps | 134.07 | 2:24.104 | 2 |
|----|----|----|--|--|------------------|---|----------|---------|---------|--------|----------|---|

FASTEST LAP

| | | | | | | | | | | | | |
|----|-----|--|--|---|--------------------------|---|----------|--|-----------|--|------------|--|
| 10 | Pro | | | Michael COOPER (USA) Blackdog Speed Shop | McLaren 570s GT4 | 2 | 2:17.560 | | 89.64 mph | | 144.27 kph | |
| 91 | Am | | | Jeff BURTON (USA) Rearden Racing | Aston Martin Vantage GT4 | 2 | 2:18.687 | | 88.92 mph | | 143.10 kph | |

Weather / Track : Sunny / Dry

Circuit of the Americas
Circuit Length = 5.513 km
Start: 14:55 Flag 15:45 End: 15:51

| | | |
|-----------------|------------|--------------|
| Race Director : | Stewards : | Timekeeper : |
|-----------------|------------|--------------|

Results can be found at www.tsl-timing.com

Printed - 10:03 Saturday, September 19, 2020



Circuit of the Americas (II)

Pirelli GT4 America Sprint

RACE 1 - LAP CHART

| LAP 1 @ 14:57:16.475 | | | LAP 2 @ 14:59:34.035 | | | LAP 3 @ 15:01:51.781 | | | LAP 4 @ 15:04:10.213 | | | LAP 5 @ 15:06:28.791 | | |
|----------------------|--------|----------|----------------------|--------|----------|----------------------|--------|----------|----------------------|--------|------------|----------------------|--------|----------|
| NO | BEHIND | LAP TIME | NO | BEHIND | LAP TIME | NO | BEHIND | LAP TIME | NO | BEHIND | LAP TIME | NO | BEHIND | LAP TIME |
| 10 | | 2:14.777 | 10 | | 2:17.560 | 10 | | 2:17.746 | 10 | | 2:18.432 | 10 | | 2:18.578 |
| 12 | 0.722 | 2:15.499 | 12 | 0.842 | 2:17.680 | 12 | 0.872 | 2:17.776 | 12 | 0.997 | 2:18.557 | 12 | 1.061 | 2:18.642 |
| 91 | 2.452 | 2:17.229 | 91 | 3.579 | 2:18.687 | 91 | 4.644 | 2:18.811 | 91 | 5.658 | 2:19.446 | 91 | 6.100 | 2:19.020 |
| 210 | 6.828 | 2:21.605 | 210 | 8.025 | 2:18.757 | 210 | 9.330 | 2:19.051 | 210 | 10.470 | 2:19.572 | 210 | 11.490 | 2:19.598 |
| 2 | 9.161 | 2:23.938 | 2 | 13.533 | 2:21.932 | 119 | 16.774 | 2:20.694 | 119 | 19.115 | 2:20.773 | 119 | 21.613 | 2:21.076 |
| 11 | 9.666 | 2:24.443 | 119 | 13.826 | 2:21.445 | 2 | 17.529 | 2:21.742 | 2 | 19.711 | 2:20.614 | 2 | 21.951 | 2:20.818 |
| 119 | 9.941 | 2:24.718 | 11 | 16.210 | 2:24.104 | 11 | 22.974 | 2:24.510 | 24 | 31.566 | 2:26.100 | 62 | 35.516 | 2:22.283 |
| 24 | 10.288 | 2:25.065 | 24 | 16.882 | 2:24.154 | 24 | 23.898 | 2:24.762 | 62 | 31.811 | 2:24.778 | 24 | 37.246 | 2:24.258 |
| 48 | 11.489 | 2:26.266 | 48 | 17.227 | 2:23.298 | 48 | 24.512 | 2:25.031 | 48 | 32.376 | 2:26.296 | 48 | 37.937 | 2:24.139 |
| 62 | 20.130 | 2:34.907 | 62 | 23.027 | 2:20.457 | 62 | 25.465 | 2:20.184 | 11 | 35.849 | 2:31.307 P | 59 | 41.196 | 2:20.920 |
| 59 | 32.063 | 2:46.840 | 59 | 34.753 | 2:20.250 | 59 | 36.855 | 2:19.848 | 59 | 38.854 | 2:20.431 | | | |

Weather / Track : Sunny / Dry

Circuit of the Americas (II)

Pirelli GT4 America Sprint

RACE 1 - LAP CHART

| LAP 6 @ 15:08:47.478 | | | LAP 7 @ 15:11:05.901 | | | LAP 8 @ 15:13:24.870 | | | LAP 9 @ 15:15:43.803 | | | LAP 10 @ 15:18:02.643 | | |
|----------------------|--------|----------|----------------------|--------|----------|----------------------|--------|----------|----------------------|--------|----------|-----------------------|--------|----------|
| NO | BEHIND | LAP TIME | NO | BEHIND | LAP TIME | NO | BEHIND | LAP TIME | NO | BEHIND | LAP TIME | NO | BEHIND | LAP TIME |
| 10 | | 2:18.687 | 10 | | 2:18.423 | 10 | | 2:18.969 | 10 | | 2:18.933 | 10 | | 2:18.840 |
| 12 | 1.072 | 2:18.698 | 12 | 2.049 | 2:19.400 | 12 | 2.048 | 2:18.968 | 12 | 2.226 | 2:19.111 | 12 | 1.690 | 2:18.304 |
| 91 | 7.687 | 2:20.274 | 91 | 10.887 | 2:21.623 | 91 | 12.575 | 2:20.657 | 91 | 13.477 | 2:19.835 | 91 | 15.579 | 2:20.942 |
| 210 | 12.955 | 2:20.152 | 210 | 14.706 | 2:20.174 | 210 | 15.364 | 2:19.627 | 210 | 16.106 | 2:19.675 | 210 | 17.051 | 2:19.785 |
| 119 | 24.277 | 2:21.351 | 119 | 27.257 | 2:21.403 | 119 | 29.089 | 2:20.801 | 119 | 31.902 | 2:21.746 | 119 | 33.929 | 2:20.867 |
| 2 | 24.718 | 2:21.454 | 2 | 27.703 | 2:21.408 | 2 | 30.321 | 2:21.587 | 2 | 33.159 | 2:21.771 | 2 | 36.590 | 2:22.271 |
| 62 | 38.459 | 2:21.630 | 62 | 41.882 | 2:21.846 | 62 | 44.257 | 2:21.344 | 62 | 46.879 | 2:21.555 | 62 | 49.442 | 2:21.403 |
| 24 | 40.789 | 2:22.230 | 24 | 44.913 | 2:22.547 | 24 | 47.821 | 2:21.877 | 24 | 51.353 | 2:22.465 | 59 | 54.579 | 2:21.369 |
| 48 | 41.741 | 2:22.491 | 48 | 45.477 | 2:22.159 | 59 | 48.477 | 2:21.768 | 59 | 52.050 | 2:22.506 | 24 | 55.127 | 2:22.614 |
| 59 | 43.631 | 2:21.122 | 59 | 45.678 | 2:20.470 | 48 | 50.023 | 2:23.515 | 48 | 54.714 | 2:23.624 | 48 | 59.995 | 2:24.121 |

Weather / Track : Sunny / Dry

Circuit of the Americas (II)

Pirelli GT4 America Sprint

RACE 1 - LAP CHART

| LAP 11 @ 15:20:21.083 | | | LAP 12 @ 15:22:39.638 | | | LAP 13 @ 15:24:58.414 | | | LAP 14 @ 15:27:17.514 | | | LAP 15 @ 15:29:36.638 | | |
|-----------------------|----------|----------|-----------------------|----------|----------|-----------------------|----------|----------|-----------------------|----------|----------|-----------------------|----------|----------|
| NO | BEHIND | LAP TIME | NO | BEHIND | LAP TIME | NO | BEHIND | LAP TIME | NO | BEHIND | LAP TIME | NO | BEHIND | LAP TIME |
| 10 | | 2:18.440 | 10 | | 2:18.555 | 10 | | 2:18.776 | 10 | | 2:19.100 | 10 | | 2:19.124 |
| 12 | 1.890 | 2:18.640 | 12 | 2.226 | 2:18.891 | 12 | 2.878 | 2:19.428 | 12 | 2.797 | 2:19.019 | 12 | 2.887 | 2:19.214 |
| 91 | 18.908 | 2:21.769 | 210 | 21.504 | 2:20.795 | 210 | 24.173 | 2:21.445 | 210 | 25.899 | 2:20.826 | 210 | 27.640 | 2:20.865 |
| 210 | 19.264 | 2:20.653 | 91 | 21.861 | 2:21.508 | 91 | 24.661 | 2:21.576 | 91 | 27.197 | 2:21.636 | 91 | 28.767 | 2:20.694 |
| 119 | 36.529 | 2:21.040 | 119 | 39.903 | 2:21.929 | 119 | 42.214 | 2:21.087 | 119 | 44.683 | 2:21.569 | 119 | 46.582 | 2:21.023 |
| 2 | 39.582 | 2:21.432 | 2 | 43.325 | 2:22.298 | 2 | 46.485 | 2:21.936 | 2 | 48.898 | 2:21.513 | 2 | 51.499 | 2:21.725 |
| 62 | 51.828 | 2:20.826 | 62 | 54.416 | 2:21.143 | 62 | 56.853 | 2:21.213 | 62 | 59.013 | 2:21.260 | 62 | 1:01.836 | 2:21.947 |
| 59 | 57.752 | 2:21.613 | 59 | 1:00.536 | 2:21.339 | 59 | 1:02.605 | 2:20.845 | 59 | 1:04.580 | 2:21.075 | 59 | 1:07.325 | 2:21.869 |
| 24 | 58.998 | 2:22.311 | 24 | 1:03.131 | 2:22.688 | 24 | 1:07.053 | 2:22.698 | 24 | 1:10.909 | 2:22.956 | 24 | 1:15.155 | 2:23.370 |
| 48 | 1:04.638 | 2:23.083 | 48 | 1:09.784 | 2:23.701 | 48 | 1:13.332 | 2:22.324 | 48 | 1:17.468 | 2:23.236 | 48 | 1:21.128 | 2:22.784 |

Weather / Track : Sunny / Dry

Circuit of the Americas (II)

Pirelli GT4 America Sprint

RACE 1 - LAP CHART

| LAP 16 @ 15:31:55.653 | | | LAP 17 @ 15:34:14.923 | | | LAP 18 @ 15:36:34.111 | | | LAP 19 @ 15:38:53.280 | | | LAP 20 @ 15:41:12.233 | | |
|-----------------------|----------|----------|-----------------------|----------|----------|-----------------------|----------|----------|-----------------------|----------|----------|-----------------------|----------|----------|
| NO | BEHIND | LAP TIME | NO | BEHIND | LAP TIME | NO | BEHIND | LAP TIME | NO | BEHIND | LAP TIME | NO | BEHIND | LAP TIME |
| 10 | | 2:19.015 | 10 | | 2:19.270 | 10 | | 2:19.188 | 10 | | 2:19.169 | 10 | | 2:18.953 |
| 12 | 3.285 | 2:19.413 | 12 | 2.980 | 2:18.965 | 12 | 3.145 | 2:19.353 | 12 | 2.874 | 2:18.898 | 12 | 3.729 | 2:19.808 |
| 210 | 29.169 | 2:20.544 | 210 | 30.801 | 2:20.902 | 210 | 31.537 | 2:19.924 | 210 | 32.791 | 2:20.423 | 210 | 33.659 | 2:19.821 |
| 91 | 30.243 | 2:20.491 | 91 | 31.263 | 2:20.290 | 91 | 33.676 | 2:21.601 | 91 | 35.626 | 2:21.119 | 91 | 38.175 | 2:21.502 |
| 119 | 48.968 | 2:21.401 | 119 | 50.615 | 2:20.917 | 119 | 53.164 | 2:21.737 | 119 | 55.650 | 2:21.655 | 119 | 58.796 | 2:22.099 |
| 2 | 54.209 | 2:21.725 | 2 | 57.461 | 2:22.522 | 2 | 1:01.187 | 2:22.914 | 2 | 1:03.773 | 2:21.755 | 2 | 1:06.935 | 2:22.115 |
| 62 | 1:05.194 | 2:22.373 | 62 | 1:07.435 | 2:21.511 | 62 | 1:09.991 | 2:21.744 | 62 | 1:12.733 | 2:21.911 | 62 | 1:15.853 | 2:22.073 |
| 59 | 1:09.335 | 2:21.025 | 59 | 1:11.176 | 2:21.111 | 59 | 1:13.110 | 2:21.122 | 59 | 1:15.117 | 2:21.176 | 59 | 1:17.996 | 2:21.832 |
| 24 | 1:20.590 | 2:24.450 | 24 | 1:25.039 | 2:23.719 | 24 | 1:29.878 | 2:24.027 | 24 | 1:34.016 | 2:23.307 | 24 | 1:40.228 | 2:25.165 |
| 48 | 1:25.373 | 2:23.260 | 48 | 1:28.788 | 2:22.685 | 48 | 1:32.112 | 2:22.512 | 48 | 1:36.829 | 2:23.886 | 48 | 1:41.475 | 2:23.599 |

Weather / Track : Sunny / Dry

Circuit of the Americas (II)

Pirelli GT4 America Sprint

RACE 1 - LAP CHART

| LAP 21 @ 15:43:31.735 | | | LAP 22 @ 15:45:56.351 | | |
|-----------------------|----------|----------|-----------------------|----------|------------|
| NO | BEHIND | LAP TIME | NO | BEHIND | LAP TIME |
| 10 | | 2:19.502 | 10 | | 2:24.616 |
| 12 | 4.053 | 2:19.826 | 12 | 10.017 | 2:30.580 |
| 210 | 34.658 | 2:20.501 | 210 | 30.491 | 2:20.449 |
| 91 | 40.574 | 2:21.901 | 91 | 37.868 | 2:21.910 |
| 119 | 1:01.107 | 2:21.813 | 119 | 59.555 | 2:23.064 |
| 2 | 1:10.058 | 2:22.625 | 2 | 1:08.680 | 2:23.238 |
| 62 | 1:18.086 | 2:21.735 | 59 | 1:16.562 | 2:21.874 |
| 59 | 1:19.304 | 2:20.810 | 24 | 1:42.503 | 2:23.670 |
| 24 | 1:43.449 | 2:22.723 | 48 | 1:43.534 | 2:23.723 |
| 48 | 1:44.427 | 2:22.454 | 62 | 2:05.516 | 3:12.046 P |

Weather / Track : Sunny / Dry

Circuit of the Americas (II)

Pirelli GT4 America Sprint

RACE 1 - POSITION CHART

| No | Name | Lap Pos | 1 | 2 | 3 | 4 | 5 | 6 | 7 | 8 | 9 | 10 | 11 | 12 | 13 | 14 | 15 | 16 | 17 | 18 | 19 | 20 | 21 | 22 |
|-----|----------|------------|-----|--------|-----|-----|-----|-----|-----|-----|-----|-----|-----|-----|-----|-----|-----|-----|-----|-----|-----|-----|-----|-----|
| | | | 10 | COOPER | 1 | 10 | 10 | 10 | 10 | 10 | 10 | 10 | 10 | 10 | 10 | 10 | 10 | 10 | 10 | 10 | 10 | 10 | 10 | 10 |
| 12 | STAVELEY | 2 | 12 | 12 | 12 | 12 | 12 | 12 | 12 | 12 | 12 | 12 | 12 | 12 | 12 | 12 | 12 | 12 | 12 | 12 | 12 | 12 | 12 | 12 |
| 210 | DINAN | 3 | 91 | 91 | 91 | 91 | 91 | 91 | 91 | 91 | 91 | 91 | 91 | 210 | 210 | 210 | 210 | 210 | 210 | 210 | 210 | 210 | 210 | 210 |
| 119 | QUINLAN | 4 | 210 | 210 | 210 | 210 | 210 | 210 | 210 | 210 | 210 | 210 | 210 | 91 | 91 | 91 | 91 | 91 | 91 | 91 | 91 | 91 | 91 | 91 |
| 11 | GAPLES | 5 | 2 | 2 | 119 | 119 | 119 | 119 | 119 | 119 | 119 | 119 | 119 | 119 | 119 | 119 | 119 | 119 | 119 | 119 | 119 | 119 | 119 | 119 |
| 91 | BURTON | 6 | 11 | 119 | 2 | 2 | 2 | 2 | 2 | 2 | 2 | 2 | 2 | 2 | 2 | 2 | 2 | 2 | 2 | 2 | 2 | 2 | 2 | 2 |
| 59 | TERRY | 7 | 119 | 11 | 11 | 24 | 62 | 62 | 62 | 62 | 62 | 62 | 62 | 62 | 62 | 62 | 62 | 62 | 62 | 62 | 62 | 62 | 62 | 59 |
| 2 | BELL | 8 | 24 | 24 | 24 | 62 | 24 | 24 | 24 | 24 | 24 | 59 | 59 | 59 | 59 | 59 | 59 | 59 | 59 | 59 | 59 | 59 | 59 | 24 |
| 24 | GANNETT | 9 | 48 | 48 | 48 | 48 | 48 | 48 | 48 | 59 | 59 | 24 | 24 | 24 | 24 | 24 | 24 | 24 | 24 | 24 | 24 | 24 | 24 | 48 |
| 62 | KLENIN | 10 | 62 | 62 | 62 | 11 | 59 | 59 | 59 | 48 | 48 | 48 | 48 | 48 | 48 | 48 | 48 | 48 | 48 | 48 | 48 | 48 | 48 | 62 |
| 48 | HALL | 11 | 59 | 59 | 59 | 59 | | | | | | | | | | | | | | | | | | |

Weather / Track : Sunny / Dry

Results can be found at www.tsl-timing.com

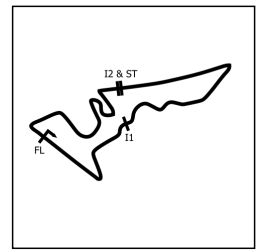
Circuit of the Americas
 Circuit Length = 5.513 km
 Start: 14:55 Flag 15:45 End: 15:51

Printed - 15:57 Friday, September 18, 2020

Circuit of the Americas (II)

Pirelli GT4 America Sprint

RACE 1 - SECTOR ANALYSIS



SECTOR 1 = FL to I1, SECTOR 2 = I1 to I2, SECTOR 3 = I2 to FL, DIFF = Difference To Personal Best Lap, P = Crossed Finish Line in Pit Lane, D = Time Disallowed

| P1 | | 10 Pro | | Michael COOPER | | McLaren 570s GT4 - Blackdog Speed Shop | |
|---------------------------|---------------|--------------------------|--------------|--------------------|---------------------|--|---------------------|
| IDEAL LAP TIME : 2:17.123 | | BEST LAP TIME : 2:17.560 | | DIFFERENCE : 0.437 | | | |
| LAP | SECTOR 1 | SECTOR 2 | SECTOR 3 | LAP TIME | KPH | DIFF | TIME OF DAY |
| 1 - | | 51.944 | 248.8 | 55.772 | 2:14.777 | 147.25 | 14:57:16.475 |
| 2 - | 29.495 | 52.202 | 247.1 | 55.863 | 2:17.560 (1) | 144.27 | 14:59:34.035 |
| 3 - | 29.426 | 52.269 | 247.7 | 56.051 | 2:17.746 (2) | 144.08 | 0.186 15:01:51.781 |
| 4 - | 29.567 | 52.456 | 247.1 | 56.409 | 2:18.432 | 143.36 | 0.872 15:04:10.213 |
| 5 - | 29.499 | 52.626 | 244.8 | 56.453 | 2:18.578 | 143.21 | 1.018 15:06:28.791 |
| 6 - | 29.712 | 52.502 | 244.3 | 56.473 | 2:18.687 | 143.10 | 1.127 15:08:47.478 |
| 7 - | 29.556 | 52.485 | 247.7 | 56.382 | 2:18.423 (3) | 143.37 | 0.863 15:11:05.901 |
| 8 - | 29.615 | 52.859 | 246.5 | 56.495 | 2:18.969 | 142.81 | 1.409 15:13:24.870 |
| 9 - | 29.532 | 52.819 | 247.7 | 56.582 | 2:18.933 | 142.85 | 1.373 15:15:43.803 |
| 10 - | 29.675 | 52.718 | 247.1 | 56.447 | 2:18.840 | 142.94 | 1.280 15:18:02.643 |
| 11 - | 29.407 | 52.584 | 248.2 | 56.449 | 2:18.440 | 143.36 | 0.880 15:20:21.083 |
| 12 - | 29.505 | 52.548 | 248.2 | 56.502 | 2:18.555 | 143.24 | 0.995 15:22:39.638 |
| 13 - | 29.590 | 52.753 | 247.1 | 56.433 | 2:18.776 | 143.01 | 1.216 15:24:58.414 |
| 14 - | 29.718 | 52.788 | 246.0 | 56.594 | 2:19.100 | 142.68 | 1.540 15:27:17.514 |
| 15 - | 29.514 | 52.989 | 246.5 | 56.621 | 2:19.124 | 142.65 | 1.564 15:29:36.638 |
| 16 - | 29.527 | 52.864 | 246.5 | 56.624 | 2:19.015 | 142.76 | 1.455 15:31:55.653 |
| 17 - | 29.593 | 52.999 | 246.5 | 56.678 | 2:19.270 | 142.50 | 1.710 15:34:14.923 |
| 18 - | 29.628 | 53.147 | 248.8 | 56.413 | 2:19.188 | 142.58 | 1.628 15:36:34.111 |
| 19 - | 29.558 | 53.074 | 248.2 | 56.537 | 2:19.169 | 142.60 | 1.609 15:38:53.280 |
| 20 - | 29.482 | 52.791 | 247.7 | 56.680 | 2:18.953 | 142.83 | 1.393 15:41:12.233 |
| 21 - | 29.749 | 52.983 | 243.2 | 56.770 | 2:19.502 | 142.26 | 1.942 15:43:31.735 |
| 22 - | 30.191 | 53.524 | 226.4 | 1:00.901 | 2:24.616 | 137.23 | 7.056 15:45:56.351 |

| P2 | | 12 Pro | | Drew STAVELEY | | Ford Mustang GT4 - Ian Lacy Racing | |
|---------------------------|---------------|--------------------------|--------------|--------------------|---------------------|------------------------------------|---------------------|
| IDEAL LAP TIME : 2:17.314 | | BEST LAP TIME : 2:17.680 | | DIFFERENCE : 0.366 | | | |
| LAP | SECTOR 1 | SECTOR 2 | SECTOR 3 | LAP TIME | KPH | DIFF | TIME OF DAY |
| 1 - | | 52.948 | 240.0 | 55.148 | 2:15.499 | 146.47 | 14:57:17.197 |
| 2 - | 29.458 | 52.850 | 239.4 | 55.372 | 2:17.680 (1) | 144.15 | 14:59:34.877 |
| 3 - | 29.487 | 52.826 | 240.5 | 55.463 | 2:17.776 (2) | 144.05 | 0.096 15:01:52.653 |
| 4 - | 29.618 | 53.244 | 239.4 | 55.695 | 2:18.557 | 143.23 | 0.877 15:04:11.210 |
| 5 - | 29.695 | 52.943 | 240.0 | 56.004 | 2:18.642 | 143.15 | 0.962 15:06:29.852 |
| 6 - | 29.717 | 52.804 | 238.9 | 56.177 | 2:18.698 | 143.09 | 1.018 15:08:48.550 |
| 7 - | 29.752 | 53.312 | 237.8 | 56.336 | 2:19.400 | 142.37 | 1.720 15:11:07.950 |
| 8 - | 29.720 | 53.151 | 237.3 | 56.097 | 2:18.968 | 142.81 | 1.288 15:13:26.918 |
| 9 - | 29.558 | 53.346 | 238.4 | 56.207 | 2:19.111 | 142.66 | 1.431 15:15:46.029 |
| 10 - | 29.362 | 52.910 | 238.9 | 56.032 | 2:18.304 (3) | 143.50 | 0.624 15:18:04.333 |
| 11 - | 29.558 | 53.122 | 239.4 | 55.960 | 2:18.640 | 143.15 | 0.960 15:20:22.973 |
| 12 - | 29.589 | 53.121 | 239.4 | 56.181 | 2:18.891 | 142.89 | 1.211 15:22:41.864 |
| 13 - | 29.689 | 53.507 | 238.9 | 56.232 | 2:19.428 | 142.34 | 1.748 15:25:01.292 |
| 14 - | 29.629 | 53.292 | 238.9 | 56.098 | 2:19.019 | 142.76 | 1.339 15:27:20.311 |
| 15 - | 29.665 | 53.376 | 238.4 | 56.173 | 2:19.214 | 142.56 | 1.534 15:29:39.525 |
| 16 - | 29.690 | 53.295 | 240.0 | 56.428 | 2:19.413 | 142.35 | 1.733 15:31:58.938 |
| 17 - | 29.498 | 53.091 | 240.0 | 56.376 | 2:18.965 | 142.81 | 1.285 15:34:17.903 |
| 18 - | 29.657 | 53.423 | 239.4 | 56.273 | 2:19.353 | 142.42 | 1.673 15:36:37.256 |
| 19 - | 29.535 | 52.959 | 239.4 | 56.404 | 2:18.898 | 142.88 | 1.218 15:38:56.154 |
| 20 - | 29.712 | 53.523 | 239.4 | 56.573 | 2:19.808 | 141.95 | 2.128 15:41:15.962 |
| 21 - | 29.573 | 53.384 | 239.4 | 56.869 | 2:19.826 | 141.93 | 2.146 15:43:35.788 |
| 22 - | 30.109 | 54.209 | 226.4 | 1:06.262 | 2:30.580 | 131.80 | 12.900 15:46:06.368 |

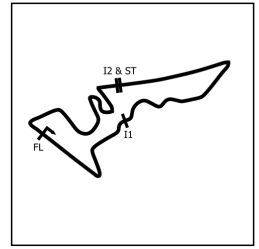
Weather / Track : Sunny / Dry

Circuit of the Americas
 Circuit Length = 5.513 km
 Start: 14:55 Flag 15:45 End: 15:51

Circuit of the Americas (II)

Pirelli GT4 America Sprint

RACE 1 - SECTOR ANALYSIS



SECTOR 1 = FL to I1, SECTOR 2 = I1 to I2, SECTOR 3 = I2 to FL, DIFF = Difference To Personal Best Lap, P = Crossed Finish Line in Pit Lane, D = Time Disallowed

| P3 210 Am Michael DINAN | | Aston Martin Vantage GT4 - Flying Lizard Motorsports | | | | | |
|--------------------------------|---------------|--|--------------|--------------------|---------------------|---------------|---------------------|
| IDEAL LAP TIME : 2:18.515 | | BEST LAP TIME : 2:18.757 | | DIFFERENCE : 0.242 | | | |
| LAP | SECTOR 1 | SECTOR 2 | SECTOR 3 | LAP TIME | KPH | DIFF | TIME OF DAY |
| 1 - | | 53.808 | 240.0 | 58.134 | 2:21.605 | 140.15 | 2.848 14:57:23.303 |
| 2 - | 29.761 | 52.774 | 237.3 | 56.222 | 2:18.757 (1) | 143.03 | 14:59:42.060 |
| 3 - | 29.798 | 52.932 | 236.8 | 56.321 | 2:19.051 (2) | 142.73 | 0.294 15:02:01.111 |
| 4 - | 29.795 | 53.214 | 238.4 | 56.563 | 2:19.572 (3) | 142.19 | 0.815 15:04:20.683 |
| 5 - | 29.834 | 53.356 | 236.3 | 56.408 | 2:19.598 | 142.17 | 0.841 15:06:40.281 |
| 6 - | 29.975 | 53.379 | 236.3 | 56.798 | 2:20.152 | 141.60 | 1.395 15:09:00.433 |
| 7 - | 29.834 | 53.701 | 235.2 | 56.639 | 2:20.174 | 141.58 | 1.417 15:11:20.607 |
| 8 - | 29.893 | 53.220 | 235.2 | 56.514 | 2:19.627 | 142.14 | 0.870 15:13:40.234 |
| 9 - | 29.577 | 53.646 | 235.2 | 56.452 | 2:19.675 | 142.09 | 0.918 15:15:59.909 |
| 10 - | 29.669 | 53.359 | 236.8 | 56.757 | 2:19.785 | 141.98 | 1.028 15:18:19.694 |
| 11 - | 29.819 | 53.314 | 210.1 | 57.520 | 2:20.653 | 141.10 | 1.896 15:20:40.347 |
| 12 - | 30.191 | 53.509 | 236.3 | 57.095 | 2:20.795 | 140.96 | 2.038 15:23:01.142 |
| 13 - | 30.268 | 53.607 | 235.8 | 57.570 | 2:21.445 | 140.31 | 2.688 15:25:22.587 |
| 14 - | 30.413 | 53.523 | 235.8 | 56.890 | 2:20.826 | 140.93 | 2.069 15:27:43.413 |
| 15 - | 29.810 | 54.179 | 235.8 | 56.876 | 2:20.865 | 140.89 | 2.108 15:30:04.278 |
| 16 - | 29.708 | 53.980 | 237.3 | 56.856 | 2:20.544 | 141.21 | 1.787 15:32:24.822 |
| 17 - | 29.729 | 53.689 | 237.3 | 57.484 | 2:20.902 | 140.85 | 2.145 15:34:45.724 |
| 18 - | 29.661 | 53.392 | 236.3 | 56.871 | 2:19.924 | 141.83 | 1.167 15:37:05.648 |
| 19 - | 29.527 | 54.124 | 236.8 | 56.772 | 2:20.423 | 141.33 | 1.666 15:39:26.071 |
| 20 - | 29.529 | 53.604 | 236.8 | 56.688 | 2:19.821 | 141.94 | 1.064 15:41:45.892 |
| 21 - | 29.519 | 53.843 | 237.3 | 57.139 | 2:20.501 | 141.25 | 1.744 15:44:06.393 |
| 22 - | 29.769 | 54.073 | 236.8 | 56.607 | 2:20.449 | 141.30 | 1.692 15:46:26.842 |

| P4 91 Am Jeff BURTON | | Aston Martin Vantage GT4 - Rearden Racing | | | | | |
|-----------------------------|---------------|---|--------------|--------------------|---------------------|---------------|---------------------|
| IDEAL LAP TIME : 2:17.602 | | BEST LAP TIME : 2:18.687 | | DIFFERENCE : 1.085 | | | |
| LAP | SECTOR 1 | SECTOR 2 | SECTOR 3 | LAP TIME | KPH | DIFF | TIME OF DAY |
| 1 - | | 52.525 | 240.0 | 55.668 | 2:17.229 | 144.62 | 14:57:18.927 |
| 2 - | 29.409 | 52.870 | 238.9 | 56.408 | 2:18.687 (1) | 143.10 | 14:59:37.614 |
| 3 - | 29.744 | 52.969 | 236.3 | 56.098 | 2:18.811 (2) | 142.97 | 0.124 15:01:56.425 |
| 4 - | 29.840 | 53.221 | 236.3 | 56.385 | 2:19.446 | 142.32 | 0.759 15:04:15.871 |
| 5 - | 29.800 | 52.599 | 237.3 | 56.621 | 2:19.020 (3) | 142.76 | 0.333 15:06:34.891 |
| 6 - | 29.856 | 53.195 | 233.7 | 57.223 | 2:20.274 | 141.48 | 1.587 15:08:55.165 |
| 7 - | 30.653 | 53.925 | 235.2 | 57.045 | 2:21.623 | 140.13 | 2.936 15:11:16.788 |
| 8 - | 30.068 | 53.616 | 233.7 | 56.973 | 2:20.657 | 141.10 | 1.970 15:13:37.445 |
| 9 - | 30.061 | 53.290 | 235.2 | 56.484 | 2:19.835 | 141.93 | 1.148 15:15:57.280 |
| 10 - | 29.805 | 53.806 | 236.3 | 57.331 | 2:20.942 | 140.81 | 2.255 15:18:18.222 |
| 11 - | 30.344 | 54.088 | 236.8 | 57.337 | 2:21.769 | 139.99 | 3.082 15:20:39.991 |
| 12 - | 30.181 | 53.857 | 230.2 | 57.470 | 2:21.508 | 140.25 | 2.821 15:23:01.499 |
| 13 - | 30.622 | 53.775 | 221.3 | 57.179 | 2:21.576 | 140.18 | 2.889 15:25:23.075 |
| 14 - | 30.601 | 53.492 | 225.0 | 57.543 | 2:21.636 | 140.12 | 2.949 15:27:44.711 |
| 15 - | 30.280 | 53.451 | 235.8 | 56.963 | 2:20.694 | 141.06 | 2.007 15:30:05.405 |
| 16 - | 30.311 | 53.163 | 232.2 | 57.017 | 2:20.491 | 141.26 | 1.804 15:32:25.896 |
| 17 - | 29.976 | 53.103 | 233.7 | 57.211 | 2:20.290 | 141.46 | 1.603 15:34:46.186 |
| 18 - | 30.097 | 54.118 | 230.7 | 57.386 | 2:21.601 | 140.16 | 2.914 15:37:07.787 |
| 19 - | 30.101 | 53.726 | 232.2 | 57.292 | 2:21.119 | 140.63 | 2.432 15:39:28.906 |
| 20 - | 30.275 | 53.902 | 226.8 | 57.325 | 2:21.502 | 140.25 | 2.815 15:41:50.408 |
| 21 - | 30.428 | 53.894 | 215.1 | 57.579 | 2:21.901 | 139.86 | 3.214 15:44:12.309 |
| 22 - | 30.471 | 54.057 | 229.2 | 57.382 | 2:21.910 | 139.85 | 3.223 15:46:34.219 |

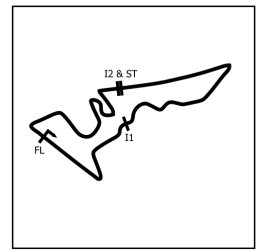
Weather / Track : Sunny / Dry

Circuit of the Americas
 Circuit Length = 5.513 km
 Start: 14:55 Flag 15:45 End: 15:51

Circuit of the Americas (II)

Pirelli GT4 America Sprint

RACE 1 - SECTOR ANALYSIS



SECTOR 1 = FL to I1, SECTOR 2 = I1 to I2, SECTOR 3 = I2 to FL, DIFF = Difference To Personal Best Lap, P = Crossed Finish Line in Pit Lane, D = Time Disallowed

| P5 119 Am Sean QUINLAN | | BMW M4 GT4 - Stephen Cameron Racing | | | | | | |
|---------------------------|---------------|-------------------------------------|--------------|--------------------|---------------------|---------------|-------------|---------------------|
| IDEAL LAP TIME : 2:20.084 | | BEST LAP TIME : 2:20.694 | | DIFFERENCE : 0.610 | | | | |
| LAP | SECTOR 1 | SECTOR 2 | SECTOR 3 | LAP TIME | KPH | DIFF | TIME OF DAY | |
| 1 - | | 54.823 | 245.4 | 58.533 | 2:24.718 | 137.14 | 4.024 | 14:57:26.416 |
| 2 - | 30.384 | 53.352 | 247.1 | 57.709 | 2:21.445 | 140.31 | 0.751 | 14:59:47.861 |
| 3 - | 30.344 | 53.325 | 245.4 | 57.025 | 2:20.694 (1) | 141.06 | | 15:02:08.555 |
| 4 - | 29.999 | 53.567 | 246.5 | 57.207 | 2:20.773 (2) | 140.98 | 0.079 | 15:04:29.328 |
| 5 - | 29.993 | 53.484 | 245.4 | 57.599 | 2:21.076 | 140.68 | 0.382 | 15:06:50.404 |
| 6 - | 29.953 | 53.845 | 243.2 | 57.553 | 2:21.351 | 140.40 | 0.657 | 15:09:11.755 |
| 7 - | 30.056 | 53.651 | 246.0 | 57.696 | 2:21.403 | 140.35 | 0.709 | 15:11:33.158 |
| 8 - | 29.770 | 53.651 | 244.8 | 57.380 | 2:20.801 (3) | 140.95 | 0.107 | 15:13:53.959 |
| 9 - | 29.926 | 53.805 | 234.7 | 58.015 | 2:21.746 | 140.01 | 1.052 | 15:16:15.705 |
| 10 - | 29.961 | 53.704 | 245.4 | 57.202 | 2:20.867 | 140.89 | 0.173 | 15:18:36.572 |
| 11 - | 29.793 | 53.504 | 240.5 | 57.743 | 2:21.040 | 140.71 | 0.346 | 15:20:57.612 |
| 12 - | 30.025 | 53.554 | 246.5 | 58.350 | 2:21.929 | 139.83 | 1.235 | 15:23:19.541 |
| 13 - | 29.961 | 53.424 | 246.5 | 57.702 | 2:21.087 | 140.67 | 0.393 | 15:25:40.628 |
| 14 - | 30.353 | 53.611 | 246.0 | 57.605 | 2:21.569 | 140.19 | 0.875 | 15:28:02.197 |
| 15 - | 29.942 | 53.534 | 243.7 | 57.547 | 2:21.023 | 140.73 | 0.329 | 15:30:23.220 |
| 16 - | 29.750 | 54.026 | 243.7 | 57.625 | 2:21.401 | 140.35 | 0.707 | 15:32:44.621 |
| 17 - | 29.734 | 53.436 | 245.4 | 57.747 | 2:20.917 | 140.84 | 0.223 | 15:35:05.538 |
| 18 - | 30.002 | 53.682 | 246.5 | 58.053 | 2:21.737 | 140.02 | 1.043 | 15:37:27.275 |
| 19 - | 29.959 | 54.042 | 248.8 | 57.654 | 2:21.655 | 140.10 | 0.961 | 15:39:48.930 |
| 20 - | 29.855 | 54.377 | 243.7 | 57.867 | 2:22.099 | 139.66 | 1.405 | 15:42:11.029 |
| 21 - | 29.887 | 54.159 | 246.0 | 57.767 | 2:21.813 | 139.95 | 1.119 | 15:44:32.842 |
| 22 - | 29.969 | 54.224 | 246.5 | 58.871 | 2:23.064 | 138.72 | 2.370 | 15:46:55.906 |

| P6 2 Am Jason BELL | | Porsche 718 Cayman GT4 - GMG Racing | | | | | | |
|---------------------------|---------------|-------------------------------------|--------------|--------------------|---------------------|---------------|-------------|---------------------|
| IDEAL LAP TIME : 2:20.369 | | BEST LAP TIME : 2:20.614 | | DIFFERENCE : 0.245 | | | | |
| LAP | SECTOR 1 | SECTOR 2 | SECTOR 3 | LAP TIME | KPH | DIFF | TIME OF DAY | |
| 1 - | | 54.051 | 243.7 | 59.032 | 2:23.938 | 137.88 | 3.324 | 14:57:25.636 |
| 2 - | 30.406 | 54.091 | 241.6 | 57.435 | 2:21.932 | 139.83 | 1.318 | 14:59:47.568 |
| 3 - | 30.237 | 53.706 | 242.1 | 57.799 | 2:21.742 | 140.02 | 1.128 | 15:02:09.310 |
| 4 - | 30.298 | 53.633 | 244.3 | 56.683 | 2:20.614 (1) | 141.14 | | 15:04:29.924 |
| 5 - | 30.140 | 53.782 | 243.7 | 56.896 | 2:20.818 (2) | 140.93 | 0.204 | 15:06:50.742 |
| 6 - | 30.231 | 54.118 | 243.7 | 57.105 | 2:21.454 | 140.30 | 0.840 | 15:09:12.196 |
| 7 - | 30.495 | 53.967 | 242.1 | 56.946 | 2:21.408 (3) | 140.35 | 0.794 | 15:11:33.604 |
| 8 - | 30.193 | 54.181 | 242.1 | 57.213 | 2:21.587 | 140.17 | 0.973 | 15:13:55.191 |
| 9 - | 30.476 | 54.255 | 241.0 | 57.040 | 2:21.771 | 139.99 | 1.157 | 15:16:16.962 |
| 10 - | 30.347 | 54.095 | 242.1 | 57.829 | 2:22.271 | 139.49 | 1.657 | 15:18:39.233 |
| 11 - | 30.104 | 53.927 | 243.2 | 57.401 | 2:21.432 | 140.32 | 0.818 | 15:21:00.665 |
| 12 - | 30.626 | 54.505 | 242.6 | 57.167 | 2:22.298 | 139.47 | 1.684 | 15:23:22.963 |
| 13 - | 30.354 | 54.352 | 242.6 | 57.230 | 2:21.936 | 139.82 | 1.322 | 15:25:44.899 |
| 14 - | 30.481 | 53.983 | 242.1 | 57.049 | 2:21.513 | 140.24 | 0.899 | 15:28:06.412 |
| 15 - | 30.053 | 54.339 | 242.6 | 57.333 | 2:21.725 | 140.03 | 1.111 | 15:30:28.137 |
| 16 - | 30.219 | 54.484 | 243.2 | 57.022 | 2:21.725 | 140.03 | 1.111 | 15:32:49.862 |
| 17 - | 30.390 | 54.854 | 242.1 | 57.278 | 2:22.522 | 139.25 | 1.908 | 15:35:12.384 |
| 18 - | 30.515 | 54.436 | 241.6 | 57.963 | 2:22.914 | 138.87 | 2.300 | 15:37:35.298 |
| 19 - | 30.269 | 53.864 | 244.3 | 57.622 | 2:21.755 | 140.00 | 1.141 | 15:39:57.053 |
| 20 - | 30.328 | 54.187 | 242.6 | 57.600 | 2:22.115 | 139.65 | 1.501 | 15:42:19.168 |
| 21 - | 30.332 | 54.521 | 242.1 | 57.772 | 2:22.625 | 139.15 | 2.011 | 15:44:41.793 |
| 22 - | 30.321 | 54.740 | 242.1 | 58.177 | 2:23.238 | 138.55 | 2.624 | 15:47:05.031 |

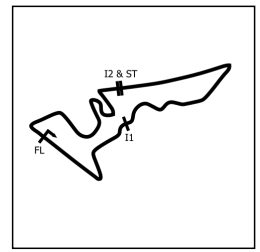
Weather / Track : Sunny / Dry

Circuit of the Americas
 Circuit Length = 5.513 km
 Start: 14:55 Flag 15:45 End: 15:51

Circuit of the Americas (II)

Pirelli GT4 America Sprint

RACE 1 - SECTOR ANALYSIS



SECTOR 1 = FL to I1, SECTOR 2 = I1 to I2, SECTOR 3 = I2 to FL, DIFF = Difference To Personal Best Lap, P = Crossed Finish Line in Pit Lane, D = Time Disallowed

| P7 59 Am Paul TERRY | | Aston Martin Vantage GT4 - Rearden Racing | | | | | | |
|---------------------------|---------------|---|--------------|--------------------|---------------------|---------------|-------------|---------------------|
| IDEAL LAP TIME : 2:19.445 | | BEST LAP TIME : 2:19.848 | | DIFFERENCE : 0.403 | | | | |
| LAP | SECTOR 1 | SECTOR 2 | SECTOR 3 | LAP TIME | KPH | DIFF | TIME OF DAY | |
| 1 - | | 53.517 | 235.2 | 1:23.889 | 2:46.840 | 118.95 | 26.992 | 14:57:48.538 |
| 2 - | 29.711 | 53.422 | 235.2 | 57.117 | 2:20.250 (2) | 141.51 | 0.402 | 15:00:08.788 |
| 3 - | 30.114 | 53.195 | 234.2 | 56.539 | 2:19.848 (1) | 141.91 | | 15:02:28.636 |
| 4 - | 30.130 | 53.603 | 235.2 | 56.698 | 2:20.431 (3) | 141.32 | 0.583 | 15:04:49.067 |
| 5 - | 30.063 | 53.932 | 234.7 | 56.925 | 2:20.920 | 140.83 | 1.072 | 15:07:09.987 |
| 6 - | 30.155 | 53.939 | 233.7 | 57.028 | 2:21.122 | 140.63 | 1.274 | 15:09:31.109 |
| 7 - | 30.121 | 53.329 | 235.8 | 57.020 | 2:20.470 | 141.28 | 0.622 | 15:11:51.579 |
| 8 - | 30.610 | 54.140 | 236.3 | 57.018 | 2:21.768 | 139.99 | 1.920 | 15:14:13.347 |
| 9 - | 30.276 | 54.403 | 228.8 | 57.827 | 2:22.506 | 139.26 | 2.658 | 15:16:35.853 |
| 10 - | 29.954 | 54.105 | 238.9 | 57.310 | 2:21.369 | 140.39 | 1.521 | 15:18:57.222 |
| 11 - | 30.205 | 54.509 | 232.7 | 56.899 | 2:21.613 | 140.14 | 1.765 | 15:21:18.835 |
| 12 - | 30.214 | 54.164 | 234.2 | 56.961 | 2:21.339 | 140.41 | 1.491 | 15:23:40.174 |
| 13 - | 29.896 | 53.797 | 235.8 | 57.152 | 2:20.845 | 140.91 | 0.997 | 15:26:01.019 |
| 14 - | 30.165 | 54.008 | 233.7 | 56.902 | 2:21.075 | 140.68 | 1.227 | 15:28:22.094 |
| 15 - | 30.188 | 54.365 | 234.2 | 57.316 | 2:21.869 | 139.89 | 2.021 | 15:30:43.963 |
| 16 - | 29.935 | 54.274 | 235.8 | 56.816 | 2:21.025 | 140.73 | 1.177 | 15:33:04.988 |
| 17 - | 29.956 | 53.951 | 235.8 | 57.204 | 2:21.111 | 140.64 | 1.263 | 15:35:26.099 |
| 18 - | 30.298 | 53.904 | 234.2 | 56.920 | 2:21.122 | 140.63 | 1.274 | 15:37:47.221 |
| 19 - | 29.990 | 54.205 | 235.8 | 56.981 | 2:21.176 | 140.58 | 1.328 | 15:40:08.397 |
| 20 - | 29.844 | 54.607 | 234.2 | 57.381 | 2:21.832 | 139.93 | 1.984 | 15:42:30.229 |
| 21 - | 30.016 | 54.090 | 233.7 | 56.704 | 2:20.810 | 140.94 | 0.962 | 15:44:51.039 |
| 22 - | 30.067 | 54.326 | 232.7 | 57.481 | 2:21.874 | 139.89 | 2.026 | 15:47:12.913 |

| P8 24 Am Frank GANNETT | | Ford Mustang GT4 - Ian Lacy Racing | | | | | | |
|---------------------------|---------------|------------------------------------|--------------|--------------------|---------------------|---------------|-------------|---------------------|
| IDEAL LAP TIME : 2:21.465 | | BEST LAP TIME : 2:21.877 | | DIFFERENCE : 0.412 | | | | |
| LAP | SECTOR 1 | SECTOR 2 | SECTOR 3 | LAP TIME | KPH | DIFF | TIME OF DAY | |
| 1 - | | 55.407 | 238.4 | 57.843 | 2:25.065 | 136.81 | 3.188 | 14:57:26.763 |
| 2 - | 31.362 | 55.045 | 237.3 | 57.747 | 2:24.154 | 137.67 | 2.277 | 14:59:50.917 |
| 3 - | 31.353 | 54.838 | 234.7 | 58.571 | 2:24.762 | 137.09 | 2.885 | 15:02:15.679 |
| 4 - | 31.345 | 55.376 | 226.8 | 59.379 | 2:26.100 | 135.84 | 4.223 | 15:04:41.779 |
| 5 - | 31.393 | 55.287 | 238.9 | 57.578 | 2:24.258 | 137.57 | 2.381 | 15:07:06.037 |
| 6 - | 30.810 | 54.305 | 237.3 | 57.115 | 2:22.230 (2) | 139.54 | 0.353 | 15:09:28.267 |
| 7 - | 30.574 | 54.329 | 236.3 | 57.644 | 2:22.547 | 139.22 | 0.670 | 15:11:50.814 |
| 8 - | 30.471 | 54.370 | 235.2 | 57.036 | 2:21.877 (1) | 139.88 | | 15:14:12.691 |
| 9 - | 30.625 | 54.411 | 236.8 | 57.429 | 2:22.465 | 139.31 | 0.588 | 15:16:35.156 |
| 10 - | 30.350 | 54.193 | 236.8 | 58.071 | 2:22.614 | 139.16 | 0.737 | 15:18:57.770 |
| 11 - | 30.631 | 54.079 | 236.3 | 57.601 | 2:22.311 (3) | 139.46 | 0.434 | 15:21:20.081 |
| 12 - | 30.602 | 54.163 | 238.9 | 57.923 | 2:22.688 | 139.09 | 0.811 | 15:23:42.769 |
| 13 - | 30.610 | 54.342 | 235.8 | 57.746 | 2:22.698 | 139.08 | 0.821 | 15:26:05.467 |
| 14 - | 30.827 | 54.430 | 234.2 | 57.699 | 2:22.956 | 138.83 | 1.079 | 15:28:28.423 |
| 15 - | 30.886 | 54.463 | 237.8 | 58.021 | 2:23.370 | 138.43 | 1.493 | 15:30:51.793 |
| 16 - | 30.973 | 55.072 | 238.4 | 58.405 | 2:24.450 | 137.39 | 2.573 | 15:33:16.243 |
| 17 - | 30.631 | 55.096 | 235.8 | 57.992 | 2:23.719 | 138.09 | 1.842 | 15:35:39.962 |
| 18 - | 31.522 | 54.974 | 236.8 | 57.531 | 2:24.027 | 137.79 | 2.150 | 15:38:03.989 |
| 19 - | 30.846 | 54.501 | 235.8 | 57.960 | 2:23.307 | 138.49 | 1.430 | 15:40:27.296 |
| 20 - | 30.677 | 54.752 | 237.8 | 59.736 | 2:25.165 | 136.71 | 3.288 | 15:42:52.461 |
| 21 - | 30.713 | 54.457 | 235.2 | 57.553 | 2:22.723 | 139.05 | 0.846 | 15:45:15.184 |
| 22 - | 30.786 | 54.734 | 235.8 | 58.150 | 2:23.670 | 138.14 | 1.793 | 15:47:38.854 |

Weather / Track : Sunny / Dry

Circuit of the Americas

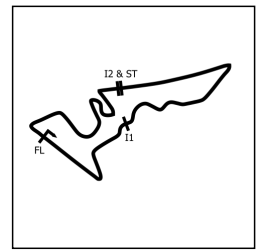
Circuit Length = 5.513 km

Start: 14:55 Flag 15:45 End: 15:51

Circuit of the Americas (II)

Pirelli GT4 America Sprint

RACE 1 - SECTOR ANALYSIS



SECTOR 1 = FL to I1, SECTOR 2 = I1 to I2, SECTOR 3 = I2 to FL, DIFF = Difference To Personal Best Lap, P = Crossed Finish Line in Pit Lane, D = Time Disallowed

| P9 48 Am Jason HALL | | Porsche 718 Cayman GT4 - NOLASPORT | | | | | | |
|---------------------------|---------------|------------------------------------|--------------|--------------------|---------------------|---------------|-------------|---------------------|
| IDEAL LAP TIME : 2:21.422 | | BEST LAP TIME : 2:22.159 | | DIFFERENCE : 0.737 | | | | |
| LAP | SECTOR 1 | SECTOR 2 | SECTOR 3 | LAP TIME | KPH | DIFF | TIME OF DAY | |
| 1 - | | 55.652 | 239.4 | 58.402 | 2:26.266 | 135.68 | 4.107 | 14:57:27.964 |
| 2 - | 31.322 | 54.696 | 242.6 | 57.280 | 2:23.298 | 138.50 | 1.139 | 14:59:51.262 |
| 3 - | 31.670 | 54.268 | 242.1 | 59.093 | 2:25.031 | 136.84 | 2.872 | 15:02:16.293 |
| 4 - | 31.172 | 55.669 | 223.1 | 59.455 | 2:26.296 | 135.66 | 4.137 | 15:04:42.589 |
| 5 - | 30.989 | 55.497 | 242.6 | 57.653 | 2:24.139 | 137.69 | 1.980 | 15:07:06.728 |
| 6 - | 30.639 | 54.246 | 242.1 | 57.606 | 2:22.491 | 139.28 | 0.332 | 15:09:29.219 |
| 7 - | 30.875 | 53.874 | 241.6 | 57.410 | 2:22.159 (1) | 139.60 | | 15:11:51.378 |
| 8 - | 31.395 | 54.637 | 242.1 | 57.483 | 2:23.515 | 138.29 | 1.356 | 15:14:14.893 |
| 9 - | 30.672 | 55.225 | 241.0 | 57.727 | 2:23.624 | 138.18 | 1.465 | 15:16:38.517 |
| 10 - | 30.866 | 55.392 | 241.6 | 57.863 | 2:24.121 | 137.70 | 1.962 | 15:19:02.638 |
| 11 - | 31.086 | 53.988 | 242.6 | 58.009 | 2:23.083 | 138.70 | 0.924 | 15:21:25.721 |
| 12 - | 31.180 | 54.314 | 242.1 | 58.207 | 2:23.701 | 138.11 | 1.542 | 15:23:49.422 |
| 13 - | 30.679 | 54.031 | 242.1 | 57.614 | 2:22.324 (2) | 139.44 | 0.165 | 15:26:11.746 |
| 14 - | 30.780 | 54.484 | 242.1 | 57.972 | 2:23.236 | 138.56 | 1.077 | 15:28:34.982 |
| 15 - | 30.797 | 54.310 | 243.2 | 57.677 | 2:22.784 | 138.99 | 0.625 | 15:30:57.766 |
| 16 - | 30.972 | 54.190 | 243.2 | 58.098 | 2:23.260 | 138.53 | 1.101 | 15:33:21.026 |
| 17 - | 30.586 | 54.412 | 241.0 | 57.687 | 2:22.685 | 139.09 | 0.526 | 15:35:43.711 |
| 18 - | 30.747 | 54.316 | 240.5 | 57.449 | 2:22.512 | 139.26 | 0.353 | 15:38:06.223 |
| 19 - | 30.268 | 55.540 | 243.7 | 58.078 | 2:23.886 | 137.93 | 1.727 | 15:40:30.109 |
| 20 - | 30.720 | 54.112 | 243.2 | 58.767 | 2:23.599 | 138.20 | 1.440 | 15:42:53.708 |
| 21 - | 30.784 | 53.897 | 243.7 | 57.773 | 2:22.454 (3) | 139.32 | 0.295 | 15:45:16.162 |
| 22 - | 30.814 | 54.152 | 243.2 | 58.757 | 2:23.723 | 138.09 | 1.564 | 15:47:39.885 |

| P10 62 Am Mark KLENIN | | SIN R1 GT4 - KPR | | | | | | |
|---------------------------|---------------|--------------------------|--------------|--------------------|---------------------|---------------|-------------|---------------------|
| IDEAL LAP TIME : 2:19.911 | | BEST LAP TIME : 2:20.184 | | DIFFERENCE : 0.273 | | | | |
| LAP | SECTOR 1 | SECTOR 2 | SECTOR 3 | LAP TIME | KPH | DIFF | TIME OF DAY | |
| 1 - | | 55.265 | 236.3 | 57.063 | 2:34.907 | 128.12 | 14.723 | 14:57:36.605 |
| 2 - | 30.455 | 53.637 | 237.8 | 56.365 | 2:20.457 (2) | 141.30 | 0.273 | 14:59:57.062 |
| 3 - | 30.360 | 53.407 | 237.3 | 56.417 | 2:20.184 (1) | 141.57 | | 15:02:17.246 |
| 4 - | 30.765 | 54.855 | 223.1 | 59.158 | 2:24.778 | 137.08 | 4.594 | 15:04:42.024 |
| 5 - | 30.856 | 54.591 | 238.4 | 56.836 | 2:22.283 | 139.48 | 2.099 | 15:07:04.307 |
| 6 - | 30.605 | 54.001 | 230.2 | 57.024 | 2:21.630 | 140.13 | 1.446 | 15:09:25.937 |
| 7 - | 30.500 | 54.280 | 237.3 | 57.066 | 2:21.846 | 139.91 | 1.662 | 15:11:47.783 |
| 8 - | 30.274 | 54.228 | 237.8 | 56.842 | 2:21.344 | 140.41 | 1.160 | 15:14:09.127 |
| 9 - | 30.446 | 53.727 | 235.8 | 57.382 | 2:21.555 | 140.20 | 1.371 | 15:16:30.682 |
| 10 - | 30.702 | 54.117 | 237.3 | 56.584 | 2:21.403 | 140.35 | 1.219 | 15:18:52.085 |
| 11 - | 30.352 | 53.697 | 240.0 | 56.777 | 2:20.826 (3) | 140.93 | 0.642 | 15:21:12.911 |
| 12 - | 30.249 | 54.090 | 238.9 | 56.804 | 2:21.143 | 140.61 | 0.959 | 15:23:34.054 |
| 13 - | 30.368 | 53.606 | 233.7 | 57.239 | 2:21.213 | 140.54 | 1.029 | 15:25:55.267 |
| 14 - | 30.139 | 54.126 | 238.9 | 56.995 | 2:21.260 | 140.49 | 1.076 | 15:28:16.527 |
| 15 - | 30.233 | 54.298 | 238.9 | 57.416 | 2:21.947 | 139.81 | 1.763 | 15:30:38.474 |
| 16 - | 30.417 | 54.554 | 241.0 | 57.402 | 2:22.373 | 139.40 | 2.189 | 15:33:00.847 |
| 17 - | 30.511 | 54.192 | 241.6 | 56.808 | 2:21.511 | 140.24 | 1.327 | 15:35:22.358 |
| 18 - | 30.293 | 54.130 | 239.4 | 57.321 | 2:21.744 | 140.01 | 1.560 | 15:37:44.102 |
| 19 - | 30.186 | 54.462 | 239.4 | 57.263 | 2:21.911 | 139.85 | 1.727 | 15:40:06.013 |
| 20 - | 30.385 | 54.347 | 240.0 | 57.341 | 2:22.073 | 139.69 | 1.889 | 15:42:28.086 |
| 21 - | 30.399 | 54.348 | 241.0 | 56.988 | 2:21.735 | 140.02 | 1.551 | 15:44:49.821 |
| 22 - | 30.414 | 55.182 | 238.4 | IN PIT | 3:12.046 P | 103.34 | 51.862 | 15:48:01.867 |

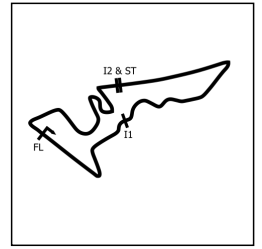
Weather / Track : Sunny / Dry

Circuit of the Americas
 Circuit Length = 5.513 km
 Start: 14:55 Flag 15:45 End: 15:51

Circuit of the Americas (II)

Pirelli GT4 America Sprint

RACE 1 - SECTOR ANALYSIS



SECTOR 1 = FL to I1, SECTOR 2 = I1 to I2, SECTOR 3 = I2 to FL, DIFF = Difference To Personal Best Lap, P = Crossed Finish Line in Pit Lane, D = Time Disallowed

| P11 11 Am Tony GAPLES | | McLaren 570s GT4 - Blackdog Speed Shop | | | | | | |
|---------------------------|---------------|--|--------------|--------------------|---------------------|---------------|-------|---------------------|
| IDEAL LAP TIME : 2:22.651 | | BEST LAP TIME : 2:24.104 | | DIFFERENCE : 1.453 | | | | |
| LAP | SECTOR 1 | SECTOR 2 | | SECTOR 3 | LAP TIME | KPH | DIFF | TIME OF DAY |
| 1 - | | 53.089 | 248.8 | 1:00.948 | 2:24.443 | 137.40 | 0.339 | 14:57:26.141 |
| 2 - | 31.337 | 54.096 | 229.2 | 58.671 | 2:24.104 (1) | 137.72 | | 14:59:50.245 |
| 3 - | 30.891 | 54.136 | 228.3 | 59.483 | 2:24.510 (2) | 137.33 | 0.406 | 15:02:14.755 |
| 4 - | 31.824 | 55.398 | 227.3 | IN PIT | 2:31.307 P | 131.16 | 7.203 | 15:04:46.062 |

Circuit of the Americas (II)

Pirelli GT4 America Sprint

RACE 1 - BEST SECTORS

| SECTOR 1 | | | SECTOR 2 | | | SECTOR 3 | | | IDEAL / BEST COMPARISON | | | | | | |
|----------|-----|----------|----------|-----|----------|----------|-----|----------|-------------------------|-----|-----|-------------|----------|----------|-------|
| POS | NO | NAME | TIME | NO | NAME | TIME | NO | NAME | TIME | POS | NO | NAME | IDEAL | BEST | DIFF |
| | | | | | | | | | | | | PERFECT LAP | 2:16.454 | | |
| 1 | 12 | STAVELEY | 29.362 | 10 | COOPER | 51.944 | 12 | STAVELEY | 55.148 | 1 | 10 | COOPER | 2:17.123 | 2:17.560 | 0.437 |
| 2 | 10 | COOPER | 29.407 | 91 | BURTON | 52.525 | 91 | BURTON | 55.668 | 2 | 12 | STAVELEY | 2:17.314 | 2:17.680 | 0.366 |
| 3 | 91 | BURTON | 29.409 | 210 | DINAN | 52.774 | 10 | COOPER | 55.772 | 3 | 91 | BURTON | 2:17.602 | 2:18.687 | 1.085 |
| 4 | 210 | DINAN | 29.519 | 12 | STAVELEY | 52.804 | 210 | DINAN | 56.222 | 4 | 210 | DINAN | 2:18.515 | 2:18.757 | 0.242 |
| 5 | 59 | TERRY | 29.711 | 11 | GAPLES | 53.089 | 62 | KLENIN | 56.365 | 5 | 59 | TERRY | 2:19.445 | 2:19.848 | 0.403 |
| 6 | 119 | QUINLAN | 29.734 | 59 | TERRY | 53.195 | 59 | TERRY | 56.539 | 6 | 62 | KLENIN | 2:19.911 | 2:20.184 | 0.273 |
| 7 | 2 | BELL | 30.053 | 119 | QUINLAN | 53.325 | 2 | BELL | 56.683 | 7 | 119 | QUINLAN | 2:20.084 | 2:20.694 | 0.610 |
| 8 | 62 | KLENIN | 30.139 | 62 | KLENIN | 53.407 | 119 | QUINLAN | 57.025 | 8 | 2 | BELL | 2:20.369 | 2:20.614 | 0.245 |
| 9 | 48 | HALL | 30.268 | 2 | BELL | 53.633 | 24 | GANNETT | 57.036 | 9 | 48 | HALL | 2:21.422 | 2:22.159 | 0.737 |
| 10 | 24 | GANNETT | 30.350 | 48 | HALL | 53.874 | 48 | HALL | 57.280 | 10 | 24 | GANNETT | 2:21.465 | 2:21.877 | 0.412 |
| 11 | 11 | GAPLES | 30.891 | 24 | GANNETT | 54.079 | 11 | GAPLES | 58.671 | 11 | 11 | GAPLES | 2:22.651 | 2:24.104 | 1.453 |

Weather / Track : Sunny / Dry

Results can be found at www.tsl-timing.com

Circuit of the Americas

Circuit Length = 5.513 km

Start: 14:55 Flag 15:45 End: 15:51

Printed - 15:57 Friday, September 18, 2020

Circuit of the Americas (II)

Pirelli GT4 America Sprint

RACE 1 - BEST SPEEDS

| INTERMEDIATE 1 | | | | INTERMEDIATE 2 | | | FINISH LINE | | |
|----------------|----|------|-----|----------------|----------|-------|-------------|------|-----|
| POS | NO | NAME | KPH | NO | NAME | KPH | NO | NAME | KPH |
| 1 | | | | 10 | COOPER | 248.8 | | | |
| 2 | | | | 119 | QUINLAN | 248.8 | | | |
| 3 | | | | 11 | GAPLES | 248.8 | | | |
| 4 | | | | 2 | BELL | 244.3 | | | |
| 5 | | | | 48 | HALL | 243.7 | | | |
| 6 | | | | 62 | KLENIN | 241.6 | | | |
| 7 | | | | 12 | STAVELEY | 240.5 | | | |
| 8 | | | | 210 | DINAN | 240.0 | | | |
| 9 | | | | 91 | BURTON | 240.0 | | | |
| 10 | | | | 59 | TERRY | 238.9 | | | |
| 11 | | | | 24 | GANNETT | 238.9 | | | |

Weather / Track : Sunny / Dry

Results can be found at www.tsl-timing.com

Circuit of the Americas
Circuit Length = 5.513 km
Start: 14:55 Flag 15:45 End: 15:51

Printed - 15:57 Friday, September 18, 2020

Circuit of the Americas (II)

Pirelli GT4 America Sprint

RACE 1 - STATISTICS

Competitors Started 11
Planned Start 2020-09-18 @ 14:55:00.000
Actual Start 2020-09-18 @ 14:55:01.698
Finish Time 2020-09-18 @ 15:45:53.763
Track Length 5.513km
Total Laps 224
Total Distance Covered 1234.912km

Session Fastest Lap History

| NO | CL | NAME | LAP TIME | TIME OF DAY | LAP | VEHICLE |
|----|-----|----------------|----------|--------------|-----|------------------|
| 10 | Pro | Michael COOPER | 2:17.560 | 14:59:34.035 | 2 | McLaren 570s GT4 |

Session Leader History

| NO | CL | NAME | FROM LAP | LAPS LED | DISTANCE | VEHICLE |
|----|-----|----------------|----------|----------|-----------|------------------|
| 10 | Pro | Michael COOPER | 1 | 22 | 120.99 km | McLaren 570s GT4 |

Flag History

| TYPE | TIME OF DAY |
|--------|--------------|
| GREEN | 14:55:01.698 |
| FINISH | 15:45:53.763 |

Flag Statistics

| TYPE | COUNT | TOTAL LAPS | TOTAL TIME |
|------------|-------|------------|------------|
| Green | 1 | 22 | 56:03.992 |
| Red | 0 | 0 | 0.000 |
| Safety Car | 0 | 0 | 0.000 |
| FCY | 0 | 0 | 0.000 |

Weather / Track : Sunny / Dry

Circuit of the Americas (II)
Pirelli GT4 America Sprint
RACE 1 - STATISTICS

CLASS : Am

9 Starters

Fastest Lap History

| NO | NAME | LAP TIME | TIME OF DAY | LAP | VEHICLE |
|----|-------------|-----------------|--------------|-----|--------------------------|
| 91 | Jeff BURTON | 2:18.687 | 14:59:37.614 | 2 | Aston Martin Vantage GT4 |

Leader History

| NO | NAME | FROM LAP | LAPS LED | DISTANCE | VEHICLE |
|-----|---------------|----------|----------|----------|--------------------------|
| 91 | Jeff BURTON | 1 | 11 | 60.35 km | Aston Martin Vantage GT4 |
| 210 | Michael DINAN | 12 | 11 | 60.64 km | Aston Martin Vantage GT4 |

Weather / Track : Sunny / Dry

Results can be found at www.tsl-timing.com

Page 2 of 3

Circuit of the Americas
Circuit Length = 5.513 km
Start: 14:55 Flag 15:45 End: 15:51

Printed - 15:58 Friday, September 18, 2020

Circuit of the Americas (II)
Pirelli GT4 America Sprint
RACE 1 - STATISTICS

CLASS : Pro

2 Starters

Fastest Lap History

| NO | NAME | LAP TIME | TIME OF DAY | LAP | VEHICLE |
|----|----------------|-----------------|--------------|-----|------------------|
| 10 | Michael COOPER | 2:17.560 | 14:59:34.035 | 2 | McLaren 570s GT4 |

Leader History

| NO | NAME | FROM LAP | LAPS LED | DISTANCE | VEHICLE |
|----|----------------|----------|----------|-----------|------------------|
| 10 | Michael COOPER | 1 | 22 | 120.99 km | McLaren 570s GT4 |

Weather / Track : Sunny / Dry

Results can be found at www.tsl-timing.com

Page 3 of 3

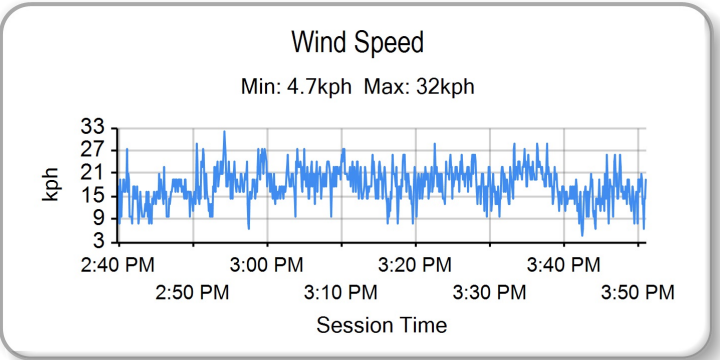
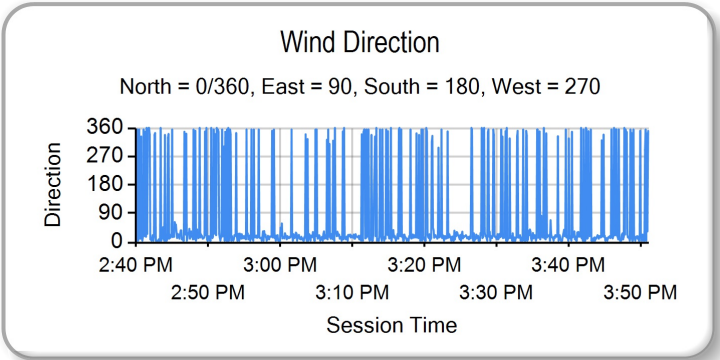
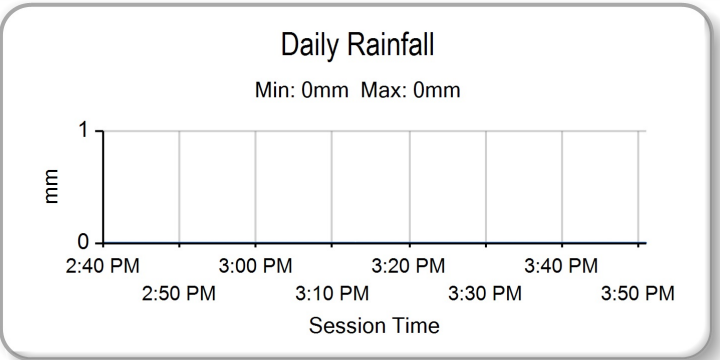
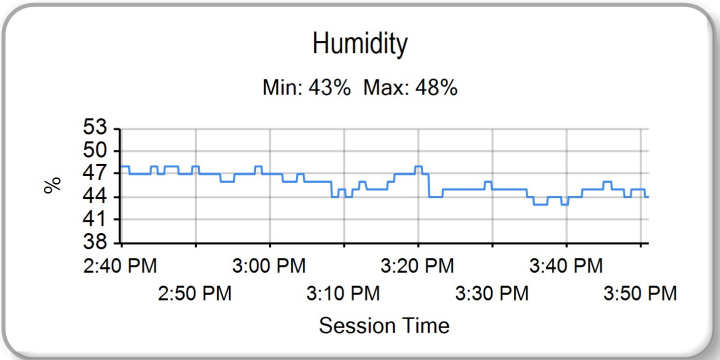
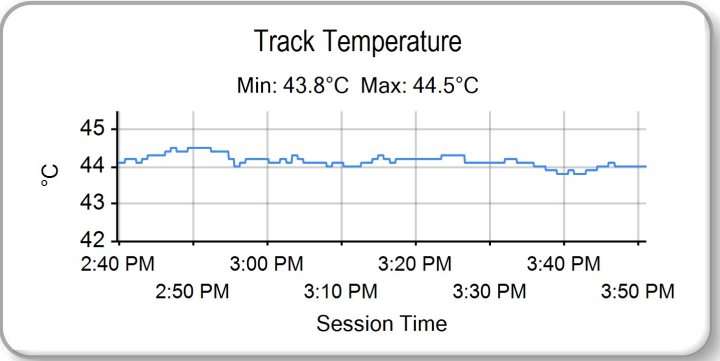
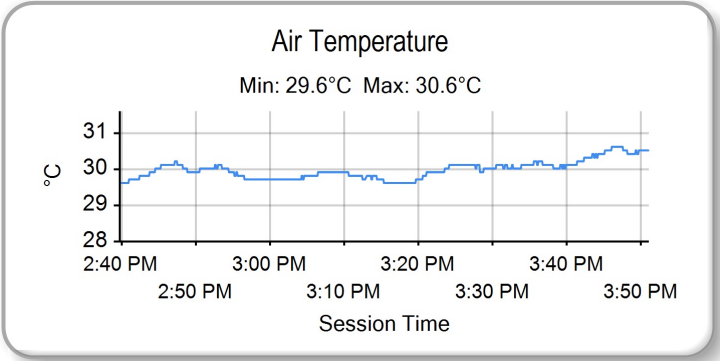
Circuit of the Americas
Circuit Length = 5.513 km
Start: 14:55 Flag 15:45 End: 15:51

Printed - 15:58 Friday, September 18, 2020

Circuit of the Americas (II)

Pirelli GT4 America Sprint

RACE 1 - WEATHER CONDITIONS



Weather / Track : Sunny / Dry

Results can be found at www.tsl-timing.com

Circuit of the Americas
Circuit Length = 5.513 km
Start: 14:55 Flag 15:45 End: 15:51

Printed - 15:58 Friday, September 18, 2020

Circuit of the Americas (II)
Pirelli GT4 America Sprint
RACE 2 - GRID (50 minutes)



| | | |
|-------------|--|---|
| ROW 6 | | 2:24.104 11 11 Tony GAPLES <i>GT4 Sprint - Am</i> |
| ROW 5 | 10 48 Jason HALL 2:22.159 <i>GT4 Sprint - Am</i> | 9 24 Frank GANNETT 2:21.877 <i>GT4 Sprint - Am</i> |
| ROW 4 | 8 119 Sean QUINLAN 2:20.694 <i>GT4 Sprint - Am</i> | 7 2 Jason BELL 2:20.614 <i>GT4 Sprint - Am</i> |
| ROW 3 | 6 62 Mark KLENIN 2:20.184 <i>GT4 Sprint - Am</i> | 5 59 Paul TERRY 2:19.848 <i>GT4 Sprint - Am</i> |
| ROW 2 | 4 210 Michael DINAN 2:18.757 <i>GT4 Sprint - Am</i> | 3 91 Jeff BURTON 2:18.687 <i>GT4 Sprint - Am</i> |
| ROW 1 | 2 12 Drew STAVELEY 2:17.680 <i>GT4 Sprint - Pro</i> | 1 10 Michael COOPER 2:17.560 <i>GT4 Sprint - Pro</i> |
| Pole | | |

Car 11 - 5 position grid penalty - Stewards Decision GT4-20

Circuit of the Americas
 Circuit Length = 5.513 km

These results are provisional until the conclusion of any judicial and technical matters.

| | | |
|-----------------|------------|--------------|
| Race Director : | Stewards : | Timekeeper : |
|-----------------|------------|--------------|

Results can be found at www.tsl-timing.com

Printed - 17:01 Friday, September 18, 2020



Circuit of the Americas (II)

Pirelli GT4 America Sprint

RACE 2 - CLASSIFICATION - FINAL



| POS | NO | CL | PIC | DRIVER / TEAM | CAR | LAPS | TIME | GAP | DIFF | KPH | BEST | ON |
|-----|-----|-----|-----|--|--------------------------|------|-----------|----------|--------|--------|----------|----|
| 1 | 10 | Pro | 1 | Michael COOPER (USA) Blackdog Speed Shop | McLaren 570s GT4 | 20 | 50:09.271 | | | 131.55 | 2:17.665 | 6 |
| 2 | 12 | Pro | 2 | Drew STAVELEY (USA) Ian Lacy Racing | Ford Mustang GT4 | 20 | 50:10.500 | 1.229 | 1.229 | 131.50 | 2:17.719 | 12 |
| 3 | 59 | Am | 1 | Paul TERRY (USA) Rearden Racing | Aston Martin Vantage GT4 | 20 | 50:36.223 | 26.952 | 25.723 | 130.39 | 2:19.051 | 7 |
| 4 | 91 | Am | 2 | Jeff BURTON (USA) Rearden Racing | Aston Martin Vantage GT4 | 20 | 50:37.961 | 28.690 | 1.738 | 130.31 | 2:18.803 | 5 |
| 5 | 2 | Am | 3 | Jason BELL (USA) GMG Racing | Porsche 718 Cayman GT4 | 20 | 50:44.328 | 35.057 | 6.367 | 130.04 | 2:19.777 | 5 |
| 6 | 11 | Am | 4 | Tony GAPLES (USA) Blackdog Speed Shop | McLaren 570s GT4 | 20 | 50:45.402 | 36.131 | 1.074 | 129.99 | 2:19.465 | 13 |
| 7 | 119 | Am | 5 | Sean QUINLAN (USA) Stephen Cameron Racing | BMW M4 GT4 | 20 | 50:47.219 | 37.948 | 1.817 | 129.92 | 2:19.574 | 13 |
| 8 | 48 | Am | 6 | Jason HALL (USA) NOLASPORT | Porsche 718 Cayman GT4 | 20 | 51:09.854 | 1:00.583 | 22.635 | 128.96 | 2:20.961 | 19 |

NOT CLASSIFIED

NC 62 Am Mark KLENIN (USA)
KPR

SIN R1 GT4

0

NC 24 Am Frank GANNETT (USA)
Ian Lacy Racing

Ford Mustang GT4

0

FASTEST LAP

10 Pro Michael COOPER (USA)
Blackdog Speed Shop

McLaren 570s GT4

6

2:17.665

89.58 mph

144.16 kph

91 Am Jeff BURTON (USA)
Rearden Racing

Aston Martin Vantage GT4

5

2:18.803

88.84 mph

142.98 kph

Weather / Track : Sunny / Dry

Circuit of the Americas

Circuit Length = 5.513 km

Start: 16:10 Flag 17:00 End: 17:04

Race Director :

Stewards :

Timekeeper :

Results can be found at www.tsl-timing.com

Printed - 09:03 Sunday, September 20, 2020



Circuit of the Americas (II)

Pirelli GT4 America Sprint

RACE 2 - LAP CHART

| LAP 1 @ 16:12:21.982 | | | LAP 2 @ 16:15:53.275 | | | LAP 3 @ 16:19:27.750 | | | LAP 4 @ 16:23:18.794 | | | LAP 5 @ 16:25:36.709 | | |
|----------------------|--------|----------|----------------------|--------|----------|----------------------|--------|------------|----------------------|--------|----------|----------------------|--------|----------|
| NO | BEHIND | LAP TIME | NO | BEHIND | LAP TIME | NO | BEHIND | LAP TIME | NO | BEHIND | LAP TIME | NO | BEHIND | LAP TIME |
| 12 | | 2:21.701 | 12 | | 3:31.293 | 12 | | 3:34.475 | 12 | | 3:51.044 | 12 | | 2:17.915 |
| 10 | 0.710 | 2:22.411 | 10 | 1.465 | 3:32.048 | 10 | 1.215 | 3:34.225 | 10 | 0.331 | 3:50.160 | 10 | 0.751 | 2:18.335 |
| 91 | 1.373 | 2:23.074 | 91 | 3.593 | 3:33.513 | 91 | 2.860 | 3:33.742 | 91 | 0.710 | 3:48.894 | 91 | 1.598 | 2:18.803 |
| 59 | 2.396 | 2:24.097 | 59 | 5.996 | 3:34.893 | 59 | 3.963 | 3:32.442 | 59 | 0.974 | 3:48.055 | 59 | 2.606 | 2:19.547 |
| 2 | 3.327 | 2:25.028 | 2 | 6.623 | 3:34.589 | 2 | 4.763 | 3:32.615 | 2 | 1.880 | 3:48.161 | 2 | 3.742 | 2:19.777 |
| 119 | 4.330 | 2:26.031 | 119 | 7.489 | 3:34.452 | 119 | 5.503 | 3:32.489 | 119 | 2.586 | 3:48.127 | 119 | 4.966 | 2:20.295 |
| 11 | 5.055 | 2:26.756 | 11 | 8.437 | 3:34.675 | 11 | 6.447 | 3:32.485 | 11 | 3.087 | 3:47.684 | 11 | 6.108 | 2:20.936 |
| 48 | 6.553 | 2:28.254 | 48 | 9.050 | 3:33.790 | 48 | 7.141 | 3:32.566 | 48 | 4.127 | 3:48.030 | 48 | 8.628 | 2:22.416 |
| | | | SC | 1 Lap | 3:34.624 | SC | 1 Lap | 3:51.558 P | | | | | | |

Weather / Track : Sunny / Dry

Circuit of the Americas (II)

Pirelli GT4 America Sprint

RACE 2 - LAP CHART

| LAP 6 @ 16:27:54.598 | | | LAP 7 @ 16:30:12.526 | | | LAP 8 @ 16:32:30.683 | | | LAP 9 @ 16:34:48.663 | | | LAP 10 @ 16:37:06.899 | | |
|----------------------|--------|----------|----------------------|--------|----------|----------------------|--------|----------|----------------------|--------|----------|-----------------------|--------|----------|
| NO | BEHIND | LAP TIME | NO | BEHIND | LAP TIME | NO | BEHIND | LAP TIME | NO | BEHIND | LAP TIME | NO | BEHIND | LAP TIME |
| 12 | | 2:17.889 | 12 | | 2:17.928 | 12 | | 2:18.157 | 12 | | 2:17.980 | 12 | | 2:18.236 |
| 10 | 0.527 | 2:17.665 | 10 | 0.690 | 2:18.091 | 10 | 0.637 | 2:18.104 | 10 | 0.833 | 2:18.176 | 10 | 0.903 | 2:18.306 |
| 91 | 3.098 | 2:19.389 | 91 | 4.365 | 2:19.195 | 91 | 5.782 | 2:19.574 | 91 | 7.490 | 2:19.688 | 91 | 9.199 | 2:19.945 |
| 59 | 3.963 | 2:19.246 | 59 | 5.086 | 2:19.051 | 59 | 6.395 | 2:19.466 | 59 | 8.010 | 2:19.595 | 59 | 10.038 | 2:20.264 |
| 2 | 5.792 | 2:19.939 | 2 | 7.809 | 2:19.945 | 2 | 10.107 | 2:20.455 | 2 | 12.534 | 2:20.407 | 2 | 14.519 | 2:20.221 |
| 119 | 8.072 | 2:20.995 | 119 | 10.702 | 2:20.558 | 119 | 12.881 | 2:20.336 | 11 | 15.184 | 2:19.589 | 11 | 16.989 | 2:20.041 |
| 11 | 8.946 | 2:20.727 | 11 | 11.478 | 2:20.460 | 11 | 13.575 | 2:20.254 | 119 | 16.105 | 2:21.204 | 119 | 18.008 | 2:20.139 |
| 48 | 12.128 | 2:21.389 | 48 | 15.849 | 2:21.649 | 48 | 18.683 | 2:20.991 | 48 | 21.878 | 2:21.175 | 48 | 24.998 | 2:21.356 |

Weather / Track : Sunny / Dry

Circuit of the Americas (II)

Pirelli GT4 America Sprint

RACE 2 - LAP CHART

| LAP 11 @ 16:39:25.140 | | | LAP 12 @ 16:41:42.859 | | | LAP 13 @ 16:44:01.236 | | | LAP 14 @ 16:46:19.480 | | | LAP 15 @ 16:48:37.640 | | |
|-----------------------|--------|----------|-----------------------|--------|----------|-----------------------|--------|----------|-----------------------|--------|----------|-----------------------|--------|----------|
| NO | BEHIND | LAP TIME | NO | BEHIND | LAP TIME | NO | BEHIND | LAP TIME | NO | BEHIND | LAP TIME | NO | BEHIND | LAP TIME |
| 12 | | 2:18.241 | 12 | | 2:17.719 | 12 | | 2:18.377 | 12 | | 2:18.244 | 12 | | 2:18.160 |
| 10 | 0.948 | 2:18.286 | 10 | 1.366 | 2:18.137 | 10 | 1.303 | 2:18.314 | 10 | 0.867 | 2:17.808 | 10 | 0.766 | 2:18.059 |
| 91 | 11.506 | 2:20.548 | 59 | 13.481 | 2:19.625 | 59 | 14.579 | 2:19.475 | 59 | 17.140 | 2:20.805 | 59 | 18.429 | 2:19.449 |
| 59 | 11.575 | 2:19.778 | 91 | 14.294 | 2:20.507 | 91 | 16.473 | 2:20.556 | 91 | 17.487 | 2:19.258 | 91 | 19.153 | 2:19.826 |
| 2 | 16.223 | 2:19.945 | 2 | 19.499 | 2:20.995 | 2 | 21.492 | 2:20.370 | 2 | 23.941 | 2:20.693 | 2 | 26.120 | 2:20.339 |
| 11 | 19.194 | 2:20.446 | 11 | 21.985 | 2:20.510 | 11 | 23.073 | 2:19.465 | 11 | 24.859 | 2:20.030 | 11 | 27.605 | 2:20.906 |
| 119 | 19.820 | 2:20.053 | 119 | 22.584 | 2:20.483 | 119 | 23.781 | 2:19.574 | 119 | 25.590 | 2:20.053 | 119 | 28.121 | 2:20.691 |
| 48 | 29.524 | 2:22.767 | 48 | 32.913 | 2:21.108 | 48 | 36.289 | 2:21.753 | 48 | 40.270 | 2:22.225 | 48 | 44.084 | 2:21.974 |

Weather / Track : Sunny / Dry

Circuit of the Americas (II)

Pirelli GT4 America Sprint

RACE 2 - LAP CHART

| LAP 16 @ 16:50:55.968 | | | LAP 17 @ 16:53:14.278 | | | LAP 18 @ 16:55:32.948 | | | LAP 19 @ 16:57:51.161 | | | LAP 20 @ 17:00:09.552 | | |
|-----------------------|--------|----------|-----------------------|--------|----------|-----------------------|--------|----------|-----------------------|--------|----------|-----------------------|----------|----------|
| NO | BEHIND | LAP TIME | NO | BEHIND | LAP TIME | NO | BEHIND | LAP TIME | NO | BEHIND | LAP TIME | NO | BEHIND | LAP TIME |
| 12 | | 2:18.328 | 12 | | 2:18.310 | 10 | | 2:18.068 | 10 | | 2:18.213 | 10 | | 2:18.391 |
| 10 | 0.494 | 2:18.056 | 10 | 0.602 | 2:18.418 | 12 | 0.251 | 2:18.921 | 12 | 1.040 | 2:19.002 | 12 | 1.229 | 2:18.580 |
| 59 | 20.258 | 2:20.157 | 59 | 22.031 | 2:20.083 | 59 | 23.628 | 2:20.267 | 59 | 25.859 | 2:20.444 | 59 | 26.952 | 2:19.484 |
| 91 | 20.975 | 2:20.150 | 91 | 22.479 | 2:19.814 | 91 | 24.419 | 2:20.610 | 91 | 26.330 | 2:20.124 | 91 | 28.690 | 2:20.751 |
| 2 | 27.702 | 2:19.910 | 2 | 29.579 | 2:20.187 | 2 | 31.572 | 2:20.663 | 2 | 33.496 | 2:20.137 | 2 | 35.057 | 2:19.952 |
| 11 | 29.408 | 2:20.131 | 11 | 31.332 | 2:20.234 | 11 | 32.895 | 2:20.233 | 11 | 34.851 | 2:20.169 | 11 | 36.131 | 2:19.671 |
| 119 | 30.227 | 2:20.434 | 119 | 32.031 | 2:20.114 | 119 | 33.567 | 2:20.206 | 119 | 35.619 | 2:20.265 | 119 | 37.948 | 2:20.720 |
| 48 | 47.717 | 2:21.961 | 48 | 52.104 | 2:22.697 | 48 | 55.001 | 2:21.567 | 48 | 57.749 | 2:20.961 | 48 | 1:00.583 | 2:21.225 |

Weather / Track : Sunny / Dry

Circuit of the Americas (II)

Pirelli GT4 America Sprint

RACE 2 - POSITION CHART

| No | Name | Lap Pos | 1 | 2 | 3 | 4 | 5 | 6 | 7 | 8 | 9 | 10 | 11 | 12 | 13 | 14 | 15 | 16 | 17 | 18 | 19 | 20 |
|-----|----------|------------|-----|--------|-----|-----|-----|-----|-----|----|-----|-----|-----|-----|-----|-----|-----|-----|-----|-----|-----|-----|
| | | | 10 | COOPER | 1 | 12 | 12 | 12 | 12 | 12 | 12 | 12 | 12 | 12 | 12 | 12 | 12 | 12 | 12 | 12 | 12 | 12 |
| 12 | STAVELEY | 2 | 10 | 10 | 10 | 10 | 10 | 10 | 10 | 10 | 10 | 10 | 10 | 10 | 10 | 10 | 10 | 10 | 10 | 12 | 12 | 12 |
| 91 | BURTON | 3 | 91 | 91 | 91 | 91 | 91 | 91 | 91 | 91 | 91 | 91 | 91 | 59 | 59 | 59 | 59 | 59 | 59 | 59 | 59 | 59 |
| 59 | TERRY | 4 | 59 | 59 | 59 | 59 | 59 | 59 | 59 | 59 | 59 | 59 | 91 | 91 | 91 | 91 | 91 | 91 | 91 | 91 | 91 | 91 |
| 62 | KLENIN | 5 | 2 | 2 | 2 | 2 | 2 | 2 | 2 | 2 | 2 | 2 | 2 | 2 | 2 | 2 | 2 | 2 | 2 | 2 | 2 | 2 |
| 2 | BELL | 6 | 119 | 119 | 119 | 119 | 119 | 119 | 119 | 11 | 11 | 11 | 11 | 11 | 11 | 11 | 11 | 11 | 11 | 11 | 11 | 11 |
| 119 | QUINLAN | 7 | 11 | 11 | 11 | 11 | 11 | 11 | 11 | 11 | 119 | 119 | 119 | 119 | 119 | 119 | 119 | 119 | 119 | 119 | 119 | 119 |
| 24 | GANNETT | 8 | 48 | 48 | 48 | 48 | 48 | 48 | 48 | 48 | 48 | 48 | 48 | 48 | 48 | 48 | 48 | 48 | 48 | 48 | 48 | 48 |
| 48 | HALL | 9 | SC | SC | | | | | | | | | | | | | | | | | | |
| 11 | GAPLES | 10 | | | | | | | | | | | | | | | | | | | | |

Weather / Track : Sunny / Dry

Results can be found at www.tsl-timing.com

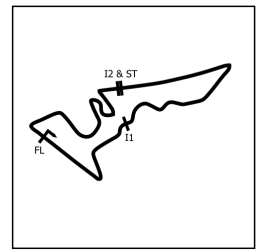
Circuit of the Americas
 Circuit Length = 5.513 km
 Start: 16:10 Flag 17:00 End: 17:04

Printed - 17:07 Saturday, September 19, 2020

Circuit of the Americas (II)

Pirelli GT4 America Sprint

RACE 2 - SECTOR ANALYSIS



SECTOR 1 = FL to I1, SECTOR 2 = I1 to I2, SECTOR 3 = I2 to FL, DIFF = Difference To Personal Best Lap, P = Crossed Finish Line in Pit Lane, D = Time Disallowed

| P1 | | 10 Pro | | Michael COOPER | | McLaren 570s GT4 - Blackdog Speed Shop | | | |
|---------------------------|----------|--------------------------|-------|--------------------|--------------|--|----------|--------------|--|
| IDEAL LAP TIME : 2:17.467 | | BEST LAP TIME : 2:17.665 | | DIFFERENCE : 0.198 | | | | | |
| LAP | SECTOR 1 | SECTOR 2 | | SECTOR 3 | LAP TIME | KPH | DIFF | TIME OF DAY | |
| 1 - | | 52.177 | 244.3 | 1:03.245 | 2:22.411 | 139.36 | 4.746 | 16:12:22.692 | |
| 2 - | 45.610 | 1:29.270 | 91.3 | 1:17.168 | 3:32.048 | 93.59 | 1:14.383 | 16:15:54.740 | |
| 3 - | 51.011 | 1:27.344 | 111.1 | 1:15.870 | 3:34.225 | 92.64 | 1:16.560 | 16:19:28.965 | |
| 4 - | 57.040 | 1:37.210 | 89.5 | 1:15.910 | 3:50.160 | 86.23 | 1:32.495 | 16:23:19.125 | |
| 5 - | 29.681 | 52.217 | 243.7 | 56.437 | 2:18.335 | 143.46 | 0.670 | 16:25:37.460 | |
| 6 - | 29.382 | 52.231 | 239.4 | 56.052 | 2:17.665 (1) | 144.16 | | 16:27:55.125 | |
| 7 - | 29.383 | 52.494 | 242.6 | 56.214 | 2:18.091 | 143.72 | 0.426 | 16:30:13.216 | |
| 8 - | 29.483 | 52.443 | 240.5 | 56.178 | 2:18.104 | 143.70 | 0.439 | 16:32:31.320 | |
| 9 - | 29.462 | 52.509 | 244.8 | 56.205 | 2:18.176 | 143.63 | 0.511 | 16:34:49.496 | |
| 10 - | 29.471 | 52.475 | 245.4 | 56.360 | 2:18.306 | 143.49 | 0.641 | 16:37:07.802 | |
| 11 - | 29.506 | 52.626 | 243.2 | 56.154 | 2:18.286 | 143.51 | 0.621 | 16:39:26.088 | |
| 12 - | 29.431 | 52.543 | 247.1 | 56.163 | 2:18.137 | 143.67 | 0.472 | 16:41:44.225 | |
| 13 - | 29.352 | 52.663 | 246.0 | 56.299 | 2:18.314 | 143.49 | 0.649 | 16:44:02.539 | |
| 14 - | 29.349 | 52.402 | 247.7 | 56.057 | 2:17.808 (2) | 144.01 | 0.143 | 16:46:20.347 | |
| 15 - | 29.424 | 52.525 | 246.5 | 56.110 | 2:18.059 | 143.75 | 0.394 | 16:48:38.406 | |
| 16 - | 29.464 | 52.372 | 245.4 | 56.220 | 2:18.056 (3) | 143.75 | 0.391 | 16:50:56.462 | |
| 17 - | 29.397 | 52.422 | 242.6 | 56.599 | 2:18.418 | 143.38 | 0.753 | 16:53:14.880 | |
| 18 - | 29.238 | 52.415 | 247.7 | 56.415 | 2:18.068 | 143.74 | 0.403 | 16:55:32.948 | |
| 19 - | 29.408 | 52.684 | 247.1 | 56.121 | 2:18.213 | 143.59 | 0.548 | 16:57:51.161 | |
| 20 - | 29.452 | 52.683 | 244.8 | 56.256 | 2:18.391 | 143.41 | 0.726 | 17:00:09.552 | |

| P2 | | 12 Pro | | Drew STAVELEY | | Ford Mustang GT4 - Ian Lacy Racing | | | |
|---------------------------|----------|--------------------------|-------|--------------------|--------------|------------------------------------|----------|--------------|--|
| IDEAL LAP TIME : 2:17.483 | | BEST LAP TIME : 2:17.719 | | DIFFERENCE : 0.236 | | | | | |
| LAP | SECTOR 1 | SECTOR 2 | | SECTOR 3 | LAP TIME | KPH | DIFF | TIME OF DAY | |
| 1 - | | 52.589 | 236.8 | 1:02.501 | 2:21.701 | 140.06 | 3.982 | 16:12:21.982 | |
| 2 - | 45.424 | 1:28.833 | 92.7 | 1:17.036 | 3:31.293 | 93.93 | 1:13.574 | 16:15:53.275 | |
| 3 - | 51.356 | 1:25.870 | 135.6 | 1:17.249 | 3:34.475 | 92.53 | 1:16.756 | 16:19:27.750 | |
| 4 - | 57.173 | 1:37.441 | 72.3 | 1:16.430 | 3:51.044 | 85.90 | 1:33.325 | 16:23:18.794 | |
| 5 - | 29.706 | 52.477 | 237.3 | 55.732 | 2:17.915 (3) | 143.90 | 0.196 | 16:25:36.709 | |
| 6 - | 29.406 | 52.737 | 237.3 | 55.746 | 2:17.889 (2) | 143.93 | 0.170 | 16:27:54.598 | |
| 7 - | 29.343 | 52.780 | 236.8 | 55.805 | 2:17.928 | 143.89 | 0.209 | 16:30:12.526 | |
| 8 - | 29.386 | 52.849 | 237.8 | 55.922 | 2:18.157 | 143.65 | 0.438 | 16:32:30.683 | |
| 9 - | 29.410 | 52.771 | 236.8 | 55.799 | 2:17.980 | 143.83 | 0.261 | 16:34:48.663 | |
| 10 - | 29.343 | 52.936 | 236.3 | 55.957 | 2:18.236 | 143.57 | 0.517 | 16:37:06.899 | |
| 11 - | 29.535 | 52.831 | 237.3 | 55.875 | 2:18.241 | 143.56 | 0.522 | 16:39:25.140 | |
| 12 - | 29.274 | 52.677 | 237.3 | 55.768 | 2:17.719 (1) | 144.11 | | 16:41:42.859 | |
| 13 - | 29.448 | 52.843 | 238.4 | 56.086 | 2:18.377 | 143.42 | 0.658 | 16:44:01.236 | |
| 14 - | 29.435 | 52.806 | 237.8 | 56.003 | 2:18.244 | 143.56 | 0.525 | 16:46:19.480 | |
| 15 - | 29.430 | 52.757 | 237.8 | 55.973 | 2:18.160 | 143.65 | 0.441 | 16:48:37.640 | |
| 16 - | 29.469 | 52.766 | 237.3 | 56.093 | 2:18.328 | 143.47 | 0.609 | 16:50:55.968 | |
| 17 - | 29.370 | 52.789 | 239.4 | 56.151 | 2:18.310 | 143.49 | 0.591 | 16:53:14.278 | |
| 18 - | 29.355 | 52.927 | 234.2 | 56.639 | 2:18.921 | 142.86 | 1.202 | 16:55:33.199 | |
| 19 - | 29.432 | 53.584 | 238.4 | 55.986 | 2:19.002 | 142.78 | 1.283 | 16:57:52.201 | |
| 20 - | 29.364 | 53.122 | 238.9 | 56.094 | 2:18.580 | 143.21 | 0.861 | 17:00:10.781 | |

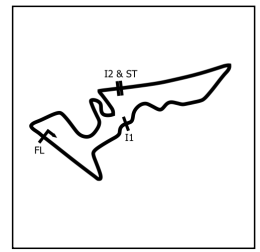
Weather / Track : Sunny / Dry

Circuit of the Americas
 Circuit Length = 5.513 km
 Start: 16:10 Flag 17:00 End: 17:04

Circuit of the Americas (II)

Pirelli GT4 America Sprint

RACE 2 - SECTOR ANALYSIS



SECTOR 1 = FL to I1, SECTOR 2 = I1 to I2, SECTOR 3 = I2 to FL, DIFF = Difference To Personal Best Lap, P = Crossed Finish Line in Pit Lane, D = Time Disallowed

| P3 | | 59 Am | | Paul TERRY | | Aston Martin Vantage GT4 - Rearden Racing | | | |
|---------------------------|---------------|--------------------------|--------------|--------------------|---------------------|---|-------------|---------------------|--|
| IDEAL LAP TIME : 2:18.764 | | BEST LAP TIME : 2:19.051 | | DIFFERENCE : 0.287 | | | | | |
| LAP | SECTOR 1 | SECTOR 2 | SECTOR 3 | LAP TIME | KPH | DIFF | TIME OF DAY | | |
| 1 - | | 53.031 | 234.7 | 1:03.221 | 2:24.097 | 137.73 | 5.046 | 16:12:24.378 | |
| 2 - | 46.043 | 1:30.172 | 96.6 | 1:18.678 | 3:34.893 | 92.35 | 1:15.842 | 16:15:59.271 | |
| 3 - | 48.804 | 1:28.087 | 100.8 | 1:15.551 | 3:32.442 | 93.42 | 1:13.391 | 16:19:31.713 | |
| 4 - | 56.745 | 1:37.569 | 95.7 | 1:13.741 | 3:48.055 | 87.02 | 1:29.004 | 16:23:19.768 | |
| 5 - | 29.811 | 53.329 | 235.2 | 56.407 | 2:19.547 | 142.22 | 0.496 | 16:25:39.315 | |
| 6 - | 29.696 | 53.368 | 235.2 | 56.182 | 2:19.246 (2) | 142.53 | 0.195 | 16:27:58.561 | |
| 7 - | 29.665 | 53.318 | 234.7 | 56.068 | 2:19.051 (1) | 142.73 | | 16:30:17.612 | |
| 8 - | 29.744 | 53.295 | 234.2 | 56.427 | 2:19.466 | 142.30 | 0.415 | 16:32:37.078 | |
| 9 - | 29.786 | 53.325 | 234.2 | 56.484 | 2:19.595 | 142.17 | 0.544 | 16:34:56.673 | |
| 10 - | 29.837 | 53.076 | 235.2 | 57.351 | 2:20.264 | 141.49 | 1.213 | 16:37:16.937 | |
| 11 - | 29.956 | 53.482 | 235.2 | 56.340 | 2:19.778 | 141.98 | 0.727 | 16:39:36.715 | |
| 12 - | 29.988 | 53.510 | 234.7 | 56.127 | 2:19.625 | 142.14 | 0.574 | 16:41:56.340 | |
| 13 - | 29.908 | 53.495 | 235.2 | 56.072 | 2:19.475 | 142.29 | 0.424 | 16:44:15.815 | |
| 14 - | 30.088 | 53.740 | 234.7 | 56.977 | 2:20.805 | 140.95 | 1.754 | 16:46:36.620 | |
| 15 - | 29.702 | 53.354 | 233.2 | 56.393 | 2:19.449 (3) | 142.32 | 0.398 | 16:48:56.069 | |
| 16 - | 29.797 | 53.536 | 232.2 | 56.824 | 2:20.157 | 141.60 | 1.106 | 16:51:16.226 | |
| 17 - | 30.032 | 53.384 | 234.2 | 56.667 | 2:20.083 | 141.67 | 1.032 | 16:53:36.309 | |
| 18 - | 29.672 | 54.247 | 235.2 | 56.348 | 2:20.267 | 141.49 | 1.216 | 16:55:56.576 | |
| 19 - | 29.796 | 54.009 | 236.3 | 56.639 | 2:20.444 | 141.31 | 1.393 | 16:58:17.020 | |
| 20 - | 29.708 | 53.397 | 234.7 | 56.379 | 2:19.484 | 142.28 | 0.433 | 17:00:36.504 | |

| P4 | | 91 Am | | Jeff BURTON | | Aston Martin Vantage GT4 - Rearden Racing | | | |
|---------------------------|---------------|--------------------------|--------------|--------------------|---------------------|---|-------------|---------------------|--|
| IDEAL LAP TIME : 2:18.455 | | BEST LAP TIME : 2:18.803 | | DIFFERENCE : 0.348 | | | | | |
| LAP | SECTOR 1 | SECTOR 2 | SECTOR 3 | LAP TIME | KPH | DIFF | TIME OF DAY | | |
| 1 - | | 52.893 | 236.3 | 1:02.747 | 2:23.074 | 138.71 | 4.271 | 16:12:23.355 | |
| 2 - | 46.107 | 1:29.402 | 87.4 | 1:18.004 | 3:33.513 | 92.95 | 1:14.710 | 16:15:56.868 | |
| 3 - | 49.896 | 1:27.798 | 98.6 | 1:16.048 | 3:33.742 | 92.85 | 1:14.939 | 16:19:30.610 | |
| 4 - | 56.364 | 1:37.145 | 80.5 | 1:15.385 | 3:48.894 | 86.70 | 1:30.091 | 16:23:19.504 | |
| 5 - | 29.711 | 53.063 | 234.2 | 56.029 | 2:18.803 (1) | 142.98 | | 16:25:38.307 | |
| 6 - | 29.533 | 53.131 | 233.2 | 56.725 | 2:19.389 | 142.38 | 0.586 | 16:27:57.696 | |
| 7 - | 29.681 | 53.156 | 229.7 | 56.358 | 2:19.195 (2) | 142.58 | 0.392 | 16:30:16.891 | |
| 8 - | 29.831 | 53.178 | 234.2 | 56.565 | 2:19.574 | 142.19 | 0.771 | 16:32:36.465 | |
| 9 - | 29.947 | 53.112 | 233.7 | 56.629 | 2:19.688 | 142.07 | 0.885 | 16:34:56.153 | |
| 10 - | 29.591 | 53.658 | 233.2 | 56.696 | 2:19.945 | 141.81 | 1.142 | 16:37:16.098 | |
| 11 - | 29.981 | 53.304 | 233.2 | 57.263 | 2:20.548 | 141.21 | 1.745 | 16:39:36.646 | |
| 12 - | 30.428 | 53.664 | 234.2 | 56.415 | 2:20.507 | 141.25 | 1.704 | 16:41:57.153 | |
| 13 - | 29.815 | 53.676 | 233.7 | 57.065 | 2:20.556 | 141.20 | 1.753 | 16:44:17.709 | |
| 14 - | 29.647 | 53.087 | 237.3 | 56.524 | 2:19.258 (3) | 142.51 | 0.455 | 16:46:36.967 | |
| 15 - | 29.977 | 53.328 | 226.4 | 56.521 | 2:19.826 | 141.93 | 1.023 | 16:48:56.793 | |
| 16 - | 29.661 | 53.312 | 235.8 | 57.177 | 2:20.150 | 141.61 | 1.347 | 16:51:16.943 | |
| 17 - | 29.923 | 53.447 | 235.2 | 56.444 | 2:19.814 | 141.95 | 1.011 | 16:53:36.757 | |
| 18 - | 29.742 | 54.439 | 232.2 | 56.429 | 2:20.610 | 141.14 | 1.807 | 16:55:57.367 | |
| 19 - | 29.793 | 53.976 | 236.3 | 56.355 | 2:20.124 | 141.63 | 1.321 | 16:58:17.491 | |
| 20 - | 29.984 | 53.458 | 235.8 | 57.309 | 2:20.751 | 141.00 | 1.948 | 17:00:38.242 | |

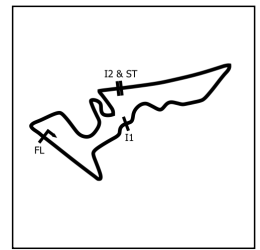
Weather / Track : Sunny / Dry

Circuit of the Americas
 Circuit Length = 5.513 km
 Start: 16:10 Flag 17:00 End: 17:04

Circuit of the Americas (II)

Pirelli GT4 America Sprint

RACE 2 - SECTOR ANALYSIS



SECTOR 1 = FL to I1, SECTOR 2 = I1 to I2, SECTOR 3 = I2 to FL, DIFF = Difference To Personal Best Lap, P = Crossed Finish Line in Pit Lane, D = Time Disallowed

| P5 | | 2 Am | | Jason BELL | | Porsche 718 Cayman GT4 - GMG Racing | | | |
|---------------------------|---------------|--------------------------|--------------|--------------------|---------------------|-------------------------------------|-------------|---------------------|--|
| IDEAL LAP TIME : 2:19.112 | | BEST LAP TIME : 2:19.777 | | DIFFERENCE : 0.665 | | | | | |
| LAP | SECTOR 1 | SECTOR 2 | SECTOR 3 | LAP TIME | KPH | DIFF | TIME OF DAY | | |
| 1 - | | 54.703 | 242.6 | 1:01.531 | 2:25.028 | 136.84 | 5.251 | 16:12:25.309 | |
| 2 - | 45.994 | 1:30.073 | 95.0 | 1:18.522 | 3:34.589 | 92.48 | 1:14.812 | 16:15:59.898 | |
| 3 - | 48.875 | 1:28.521 | 93.0 | 1:15.219 | 3:32.615 | 93.34 | 1:12.838 | 16:19:32.513 | |
| 4 - | 56.906 | 1:37.724 | 84.3 | 1:13.531 | 3:48.161 | 86.98 | 1:28.384 | 16:23:20.674 | |
| 5 - | 30.271 | 53.008 | 243.7 | 56.498 | 2:19.777 (1) | 141.98 | | 16:25:40.451 | |
| 6 - | 29.803 | 53.480 | 244.3 | 56.656 | 2:19.939 (3) | 141.82 | 0.162 | 16:28:00.390 | |
| 7 - | 29.960 | 53.281 | 243.2 | 56.704 | 2:19.945 | 141.81 | 0.168 | 16:30:20.335 | |
| 8 - | 29.956 | 53.708 | 242.6 | 56.791 | 2:20.455 | 141.30 | 0.678 | 16:32:40.790 | |
| 9 - | 30.076 | 53.493 | 242.1 | 56.838 | 2:20.407 | 141.35 | 0.630 | 16:35:01.197 | |
| 10 - | 29.889 | 53.498 | 242.6 | 56.834 | 2:20.221 | 141.53 | 0.444 | 16:37:21.418 | |
| 11 - | 30.014 | 53.324 | 242.6 | 56.607 | 2:19.945 | 141.81 | 0.168 | 16:39:41.363 | |
| 12 - | 30.445 | 53.576 | 241.6 | 56.974 | 2:20.995 | 140.76 | 1.218 | 16:42:02.358 | |
| 13 - | 30.002 | 53.550 | 242.6 | 56.818 | 2:20.370 | 141.38 | 0.593 | 16:44:22.728 | |
| 14 - | 30.067 | 53.732 | 241.6 | 56.894 | 2:20.693 | 141.06 | 0.916 | 16:46:43.421 | |
| 15 - | 30.015 | 53.359 | 242.6 | 56.965 | 2:20.339 | 141.42 | 0.562 | 16:49:03.760 | |
| 16 - | 29.903 | 53.134 | 242.6 | 56.873 | 2:19.910 (2) | 141.85 | 0.133 | 16:51:23.670 | |
| 17 - | 29.606 | 53.708 | 241.0 | 56.873 | 2:20.187 | 141.57 | 0.410 | 16:53:43.857 | |
| 18 - | 29.989 | 53.721 | 242.1 | 56.953 | 2:20.663 | 141.09 | 0.886 | 16:56:04.520 | |
| 19 - | 30.116 | 53.348 | 243.7 | 56.673 | 2:20.137 | 141.62 | 0.360 | 16:58:24.657 | |
| 20 - | 29.881 | 53.413 | 243.7 | 56.658 | 2:19.952 | 141.81 | 0.175 | 17:00:44.609 | |

| P6 | | 11 Am | | Tony GAPLES | | McLaren 570s GT4 - Blackdog Speed Shop | | | |
|---------------------------|---------------|--------------------------|--------------|--------------------|---------------------|--|-------------|---------------------|--|
| IDEAL LAP TIME : 2:19.196 | | BEST LAP TIME : 2:19.465 | | DIFFERENCE : 0.269 | | | | | |
| LAP | SECTOR 1 | SECTOR 2 | SECTOR 3 | LAP TIME | KPH | DIFF | TIME OF DAY | | |
| 1 - | | 55.155 | 248.2 | 1:01.197 | 2:26.756 | 135.23 | 7.291 | 16:12:27.037 | |
| 2 - | 45.754 | 1:30.535 | 95.6 | 1:18.386 | 3:34.675 | 92.45 | 1:15.210 | 16:16:01.712 | |
| 3 - | 48.559 | 1:29.099 | 76.5 | 1:14.827 | 3:32.485 | 93.40 | 1:13.020 | 16:19:34.197 | |
| 4 - | 57.501 | 1:37.538 | 82.0 | 1:12.645 | 3:47.684 | 87.16 | 1:28.219 | 16:23:21.881 | |
| 5 - | 30.486 | 52.953 | 227.3 | 57.497 | 2:20.936 | 140.82 | 1.471 | 16:25:42.817 | |
| 6 - | 29.949 | 53.034 | 241.6 | 57.744 | 2:20.727 | 141.03 | 1.262 | 16:28:03.544 | |
| 7 - | 29.994 | 52.886 | 243.2 | 57.580 | 2:20.460 | 141.29 | 0.995 | 16:30:24.004 | |
| 8 - | 29.900 | 52.949 | 243.2 | 57.405 | 2:20.254 | 141.50 | 0.789 | 16:32:44.258 | |
| 9 - | 29.713 | 53.070 | 248.2 | 56.806 | 2:19.589 (2) | 142.18 | 0.124 | 16:35:03.847 | |
| 10 - | 29.753 | 52.863 | 247.1 | 57.425 | 2:20.041 | 141.72 | 0.576 | 16:37:23.888 | |
| 11 - | 29.912 | 53.235 | 246.5 | 57.299 | 2:20.446 | 141.31 | 0.981 | 16:39:44.334 | |
| 12 - | 29.825 | 53.192 | 247.1 | 57.493 | 2:20.510 | 141.24 | 1.045 | 16:42:04.844 | |
| 13 - | 29.749 | 52.776 | 247.1 | 56.940 | 2:19.465 (1) | 142.30 | | 16:44:24.309 | |
| 14 - | 29.952 | 53.102 | 247.1 | 56.976 | 2:20.030 | 141.73 | 0.565 | 16:46:44.339 | |
| 15 - | 29.993 | 53.699 | 244.3 | 57.214 | 2:20.906 | 140.85 | 1.441 | 16:49:05.245 | |
| 16 - | 29.868 | 53.503 | 248.2 | 56.760 | 2:20.131 | 141.63 | 0.666 | 16:51:25.376 | |
| 17 - | 29.870 | 53.235 | 246.5 | 57.129 | 2:20.234 | 141.52 | 0.769 | 16:53:45.610 | |
| 18 - | 29.824 | 53.570 | 247.1 | 56.839 | 2:20.233 | 141.52 | 0.768 | 16:56:05.843 | |
| 19 - | 29.737 | 53.649 | 248.8 | 56.783 | 2:20.169 | 141.59 | 0.704 | 16:58:26.012 | |
| 20 - | 29.660 | 53.213 | 247.1 | 56.798 | 2:19.671 (3) | 142.09 | 0.206 | 17:00:45.683 | |

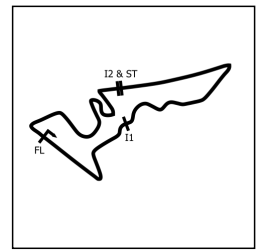
Weather / Track : Sunny / Dry

Circuit of the Americas
 Circuit Length = 5.513 km
 Start: 16:10 Flag 17:00 End: 17:04

Circuit of the Americas (II)

Pirelli GT4 America Sprint

RACE 2 - SECTOR ANALYSIS



SECTOR 1 = FL to I1, SECTOR 2 = I1 to I2, SECTOR 3 = I2 to FL, DIFF = Difference To Personal Best Lap, P = Crossed Finish Line in Pit Lane, D = Time Disallowed

| P7 119 Am Sean QUINLAN | | BMW M4 GT4 - Stephen Cameron Racing | | | | | | |
|---------------------------|----------|-------------------------------------|-------|--------------------|--------------|--------|----------|--------------|
| IDEAL LAP TIME : 2:19.363 | | BEST LAP TIME : 2:19.574 | | DIFFERENCE : 0.211 | | | | |
| LAP | SECTOR 1 | SECTOR 2 | | SECTOR 3 | LAP TIME | KPH | DIFF | TIME OF DAY |
| 1 - | | 54.484 | 242.1 | 1:02.075 | 2:26.031 | 135.90 | 6.457 | 16:12:26.312 |
| 2 - | 45.842 | 1:30.265 | 97.5 | 1:18.345 | 3:34.452 | 92.54 | 1:14.878 | 16:16:00.764 |
| 3 - | 48.676 | 1:28.968 | 84.1 | 1:14.845 | 3:32.489 | 93.40 | 1:12.915 | 16:19:33.253 |
| 4 - | 57.544 | 1:37.252 | 84.3 | 1:13.331 | 3:48.127 | 86.99 | 1:28.553 | 16:23:21.380 |
| 5 - | 30.166 | 53.512 | 242.6 | 56.617 | 2:20.295 | 141.46 | 0.721 | 16:25:41.675 |
| 6 - | 29.797 | 54.060 | 242.6 | 57.138 | 2:20.995 | 140.76 | 1.421 | 16:28:02.670 |
| 7 - | 29.890 | 53.563 | 242.6 | 57.105 | 2:20.558 | 141.20 | 0.984 | 16:30:23.228 |
| 8 - | 29.647 | 53.869 | 244.3 | 56.820 | 2:20.336 | 141.42 | 0.762 | 16:32:43.564 |
| 9 - | 29.637 | 53.795 | 243.7 | 57.772 | 2:21.204 | 140.55 | 1.630 | 16:35:04.768 |
| 10 - | 29.647 | 53.341 | 242.6 | 57.151 | 2:20.139 | 141.62 | 0.565 | 16:37:24.907 |
| 11 - | 29.607 | 53.396 | 244.3 | 57.050 | 2:20.053 (2) | 141.70 | 0.479 | 16:39:44.960 |
| 12 - | 29.743 | 53.573 | 243.2 | 57.167 | 2:20.483 | 141.27 | 0.909 | 16:42:05.443 |
| 13 - | 29.590 | 53.217 | 243.7 | 56.767 | 2:19.574 (1) | 142.19 | | 16:44:25.017 |
| 14 - | 29.721 | 53.601 | 243.7 | 56.731 | 2:20.053 (2) | 141.70 | 0.479 | 16:46:45.070 |
| 15 - | 29.829 | 53.727 | 241.0 | 57.135 | 2:20.691 | 141.06 | 1.117 | 16:49:05.761 |
| 16 - | 29.822 | 53.568 | 241.0 | 57.044 | 2:20.434 | 141.32 | 0.860 | 16:51:26.195 |
| 17 - | 30.001 | 53.195 | 244.8 | 56.918 | 2:20.114 | 141.64 | 0.540 | 16:53:46.309 |
| 18 - | 29.712 | 53.761 | 244.8 | 56.733 | 2:20.206 | 141.55 | 0.632 | 16:56:06.515 |
| 19 - | 29.676 | 53.654 | 245.4 | 56.935 | 2:20.265 | 141.49 | 0.691 | 16:58:26.780 |
| 20 - | 29.551 | 53.649 | 244.3 | 57.520 | 2:20.720 | 141.03 | 1.146 | 17:00:47.500 |

| P8 48 Am Jason HALL | | Porsche 718 Cayman GT4 - NOLASPORT | | | | | | |
|---------------------------|----------|------------------------------------|-------|--------------------|--------------|--------|----------|--------------|
| IDEAL LAP TIME : 2:20.256 | | BEST LAP TIME : 2:20.961 | | DIFFERENCE : 0.705 | | | | |
| LAP | SECTOR 1 | SECTOR 2 | | SECTOR 3 | LAP TIME | KPH | DIFF | TIME OF DAY |
| 1 - | | 57.329 | 241.0 | 1:00.066 | 2:28.254 | 133.86 | 7.293 | 16:12:28.535 |
| 2 - | 44.948 | 1:30.643 | 90.3 | 1:18.199 | 3:33.790 | 92.83 | 1:12.829 | 16:16:02.325 |
| 3 - | 48.494 | 1:29.273 | 70.4 | 1:14.799 | 3:32.566 | 93.36 | 1:11.605 | 16:19:34.891 |
| 4 - | 57.863 | 1:37.392 | 82.0 | 1:12.775 | 3:48.030 | 87.03 | 1:27.069 | 16:23:22.921 |
| 5 - | 30.811 | 54.678 | 241.6 | 56.927 | 2:22.416 | 139.35 | 1.455 | 16:25:45.337 |
| 6 - | 30.470 | 54.028 | 241.6 | 56.891 | 2:21.389 | 140.37 | 0.428 | 16:28:06.726 |
| 7 - | 30.348 | 54.329 | 240.5 | 56.972 | 2:21.649 | 140.11 | 0.688 | 16:30:28.375 |
| 8 - | 30.501 | 53.218 | 241.6 | 57.272 | 2:20.991 (2) | 140.76 | 0.030 | 16:32:49.366 |
| 9 - | 30.313 | 53.504 | 242.1 | 57.358 | 2:21.175 | 140.58 | 0.214 | 16:35:10.541 |
| 10 - | 30.147 | 53.931 | 243.2 | 57.278 | 2:21.356 | 140.40 | 0.395 | 16:37:31.897 |
| 11 - | 30.335 | 54.744 | 241.0 | 57.688 | 2:22.767 | 139.01 | 1.806 | 16:39:54.664 |
| 12 - | 30.402 | 53.557 | 241.6 | 57.149 | 2:21.108 (3) | 140.64 | 0.147 | 16:42:15.772 |
| 13 - | 30.545 | 53.913 | 242.1 | 57.295 | 2:21.753 | 140.00 | 0.792 | 16:44:37.525 |
| 14 - | 30.321 | 54.267 | 241.6 | 57.637 | 2:22.225 | 139.54 | 1.264 | 16:46:59.750 |
| 15 - | 30.583 | 53.769 | 241.6 | 57.622 | 2:21.974 | 139.79 | 1.013 | 16:49:21.724 |
| 16 - | 30.584 | 53.955 | 241.6 | 57.422 | 2:21.961 | 139.80 | 1.000 | 16:51:43.685 |
| 17 - | 30.482 | 54.299 | 241.6 | 57.916 | 2:22.697 | 139.08 | 1.736 | 16:54:06.382 |
| 18 - | 30.800 | 53.538 | 242.1 | 57.229 | 2:21.567 | 140.19 | 0.606 | 16:56:27.949 |
| 19 - | 30.500 | 53.256 | 242.6 | 57.205 | 2:20.961 (1) | 140.79 | | 16:58:48.910 |
| 20 - | 30.520 | 53.568 | 242.1 | 57.137 | 2:21.225 | 140.53 | 0.264 | 17:01:10.135 |

Weather / Track : Sunny / Dry

Circuit of the Americas
 Circuit Length = 5.513 km
 Start: 16:10 Flag 17:00 End: 17:04

Circuit of the Americas (II)

Pirelli GT4 America Sprint

RACE 2 - BEST SPEEDS

| INTERMEDIATE 1 | | | | INTERMEDIATE 2 | | | FINISH LINE | | |
|----------------|----|------|-----|----------------|----------|-------|-------------|------|-----|
| POS | NO | NAME | KPH | NO | NAME | KPH | NO | NAME | KPH |
| 1 | | | | 11 | GAPLES | 248.8 | | | |
| 2 | | | | 10 | COOPER | 247.7 | | | |
| 3 | | | | 119 | QUINLAN | 245.4 | | | |
| 4 | | | | 2 | BELL | 244.3 | | | |
| 5 | | | | 48 | HALL | 243.2 | | | |
| 6 | | | | 12 | STAVELEY | 239.4 | | | |
| 7 | | | | 91 | BURTON | 237.3 | | | |
| 8 | | | | 59 | TERRY | 236.3 | | | |
| 9 | | | | | | | | | |
| 10 | | | | | | | | | |

Weather / Track : Sunny / Dry

Results can be found at www.tsl-timing.com

Circuit of the Americas
Circuit Length = 5.513 km
Start: 16:10 Flag 17:00 End: 17:04

Printed - 17:07 Saturday, September 19, 2020

Circuit of the Americas (II)

Pirelli GT4 America Sprint

RACE 2 - STATISTICS

Competitors Started 10
Planned Start 2020-09-19 @ 16:10:00.000
Actual Start 2020-09-19 @ 16:10:00.280
Finish Time 2020-09-19 @ 17:00:07.263
Track Length 5.513km
Total Laps 162
Total Distance Covered 893.106km

Session Fastest Lap History

| NO | CL | NAME | LAP TIME | TIME OF DAY | LAP | VEHICLE |
|----|-----|----------------|----------|--------------|-----|------------------|
| 12 | Pro | Drew STAVELEY | 3:31.293 | 16:15:53.275 | 2 | Ford Mustang GT4 |
| 12 | Pro | Drew STAVELEY | 2:17.915 | 16:25:36.709 | 5 | Ford Mustang GT4 |
| 12 | Pro | Drew STAVELEY | 2:17.889 | 16:27:54.598 | 6 | Ford Mustang GT4 |
| 10 | Pro | Michael COOPER | 2:17.665 | 16:27:55.125 | 6 | McLaren 570s GT4 |

Session Leader History

| NO | CL | NAME | FROM LAP | LAPS LED | DISTANCE | VEHICLE |
|----|-----|----------------|----------|----------|----------|------------------|
| 12 | Pro | Drew STAVELEY | 1 | 17 | 93.43 km | Ford Mustang GT4 |
| 10 | Pro | Michael COOPER | 18 | 3 | 16.53 km | McLaren 570s GT4 |

Flag History

| TYPE | TIME OF DAY |
|--------|--------------|
| GREEN | 16:10:00.280 |
| FCY | 16:11:27.414 |
| SAFETY | 16:12:20.971 |
| GREEN | 16:23:16.655 |
| GREEN | 16:23:16.663 |
| FINISH | 17:00:07.263 |

Flag Statistics

| TYPE | COUNT | TOTAL LAPS | TOTAL TIME |
|------------|-------|------------|------------|
| Green | 3 | 17 | 42:42.802 |
| Red | 0 | 0 | 0.000 |
| Safety Car | 1 | 3 | 10:55.683 |
| FCY | 1 | 0 | 53.557 |

Weather / Track : Sunny / Dry

Circuit of the Americas
Circuit Length = 5.513 km
Start: 16:10 Flag 17:00 End: 17:04

Circuit of the Americas (II)
Pirelli GT4 America Sprint
RACE 2 - STATISTICS

CLASS : Am

8 Starters

Fastest Lap History

| NO | NAME | LAP TIME | TIME OF DAY | LAP | VEHICLE |
|----|-------------|-----------------|--------------|-----|--------------------------|
| 91 | Jeff BURTON | 3:33.513 | 16:15:56.868 | 2 | Aston Martin Vantage GT4 |
| 59 | Paul TERRY | 3:32.442 | 16:19:31.713 | 3 | Aston Martin Vantage GT4 |
| 91 | Jeff BURTON | 2:18.803 | 16:25:38.307 | 5 | Aston Martin Vantage GT4 |

Leader History

| NO | NAME | FROM LAP | LAPS LED | DISTANCE | VEHICLE |
|----|-------------|----------|----------|----------|--------------------------|
| 91 | Jeff BURTON | 1 | 11 | 60.35 km | Aston Martin Vantage GT4 |
| 59 | Paul TERRY | 12 | 9 | 49.61 km | Aston Martin Vantage GT4 |

Weather / Track : Sunny / Dry

Results can be found at www.tsl-timing.com

Page 2 of 3

Circuit of the Americas
Circuit Length = 5.513 km
Start: 16:10 Flag 17:00 End: 17:04

Printed - 17:07 Saturday, September 19, 2020

Circuit of the Americas (II)
Pirelli GT4 America Sprint
RACE 2 - STATISTICS

CLASS : Pro

2 Starters

Fastest Lap History

| NO | NAME | LAP TIME | TIME OF DAY | LAP | VEHICLE |
|----|----------------|-----------------|--------------|-----|------------------|
| 12 | Drew STAVELEY | 3:31.293 | 16:15:53.275 | 2 | Ford Mustang GT4 |
| 12 | Drew STAVELEY | 2:17.915 | 16:25:36.709 | 5 | Ford Mustang GT4 |
| 12 | Drew STAVELEY | 2:17.889 | 16:27:54.598 | 6 | Ford Mustang GT4 |
| 10 | Michael COOPER | 2:17.665 | 16:27:55.125 | 6 | McLaren 570s GT4 |

Leader History

| NO | NAME | FROM LAP | LAPS LED | DISTANCE | VEHICLE |
|----|----------------|----------|----------|----------|------------------|
| 12 | Drew STAVELEY | 1 | 17 | 93.43 km | Ford Mustang GT4 |
| 10 | Michael COOPER | 18 | 3 | 16.53 km | McLaren 570s GT4 |

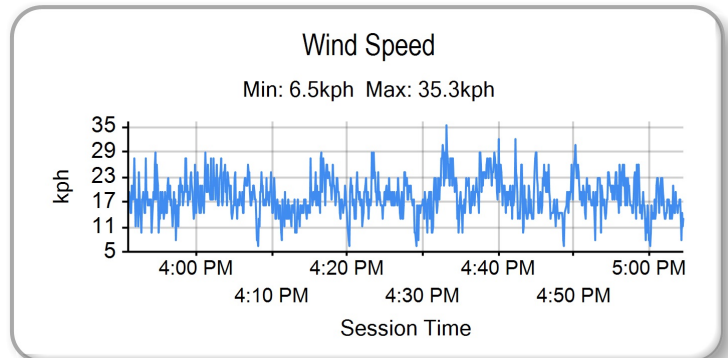
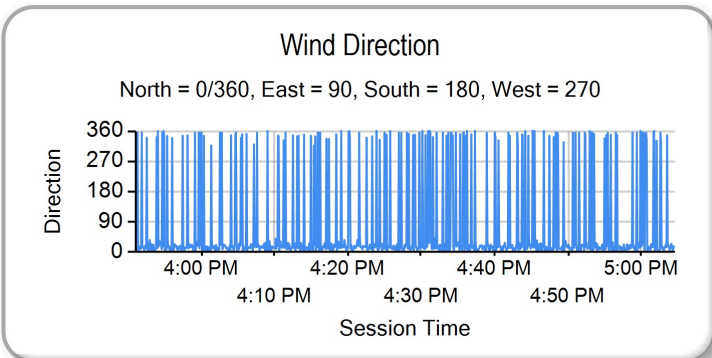
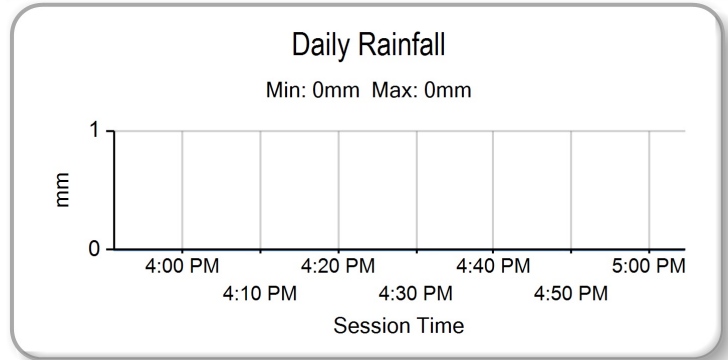
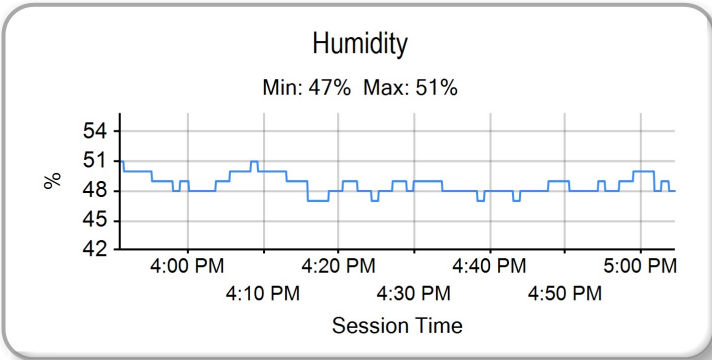
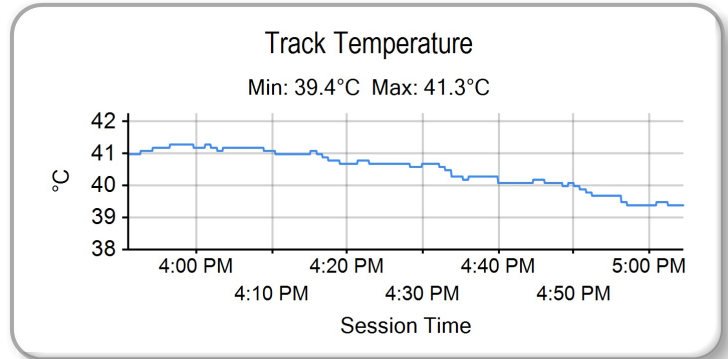
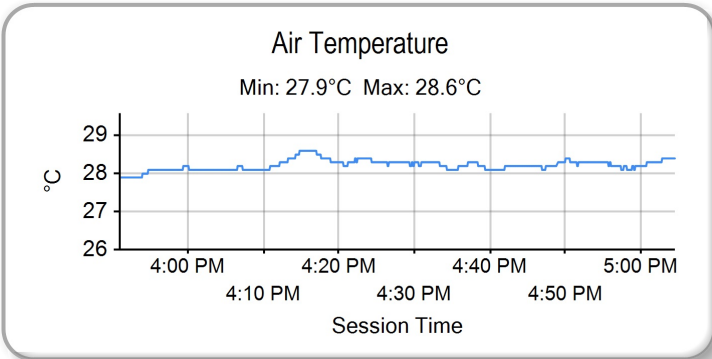
Weather / Track : Sunny / Dry

Circuit of the Americas
Circuit Length = 5.513 km
Start: 16:10 Flag 17:00 End: 17:04

Circuit of the Americas (II)

Pirelli GT4 America Sprint

RACE 2 - WEATHER CONDITIONS



Weather / Track : Sunny / Dry

Results can be found at www.tsl-timing.com

Circuit of the Americas
Circuit Length = 5.513 km
Start: 16:10 Flag 17:00 End: 17:04

Printed - 17:07 Saturday, September 19, 2020

Circuit of the Americas (II)
Pirelli GT4 America Sprint
RACE 3 - GRID (50 minutes)



| | | | | |
|-------------|---|---|--------------------------------------|-------------------------|
| ROW 5 | | 9 | 210 Michael DINAN | <i>GT4 Sprint - Am</i> |
| ROW 4 | 8 | | 2:20.961 48 Jason HALL | <i>GT4 Sprint - Am</i> |
| ROW 4 | | 7 | 2:19.777 2 Jason BELL | <i>GT4 Sprint - Am</i> |
| ROW 3 | 6 | | 2:19.574 119 Sean QUINLAN | <i>GT4 Sprint - Am</i> |
| ROW 3 | | 5 | 2:19.465 11 Tony GAPLES | <i>GT4 Sprint - Am</i> |
| ROW 2 | 4 | | 2:19.051 59 Paul TERRY | <i>GT4 Sprint - Am</i> |
| ROW 2 | | 3 | 2:18.803 91 Jeff BURTON | <i>GT4 Sprint - Am</i> |
| ROW 1 | 2 | | 2:17.719 12 Drew STAVELEY | <i>GT4 Sprint - Pro</i> |
| ROW 1 | | 1 | 2:17.665 10 Michael COOPER | <i>GT4 Sprint - Pro</i> |
| Pole | | | | |

Circuit of the Americas
 Circuit Length = 5.513 km

These results are provisional until the conclusion of any judicial and technical matters.

| | | |
|-----------------|------------|--------------|
| Race Director : | Stewards : | Timekeeper : |
|-----------------|------------|--------------|

Results can be found at www.tsl-timing.com

Printed - 07:37 Sunday, September 20, 2020



Circuit of the Americas (II)

Pirelli GT4 America Sprint

RACE 3 - CLASSIFICATION - PROVISIONAL



| POS | NO | CL | PIC | DRIVER / TEAM | CAR | LAPS | TIME | GAP | DIFF | KPH | BEST | ON |
|----------------|-----|-----|-----|--|--------------------------|------|-----------|--------|--------|-----------|------------|----|
| 1 | 10 | Pro | 1 | Michael COOPER (USA) Blackdog Speed Shop | McLaren 570s GT4 | 21 | 51:01.125 | | | 135.81 | 2:17.288 | 20 |
| 2 | 12 | Pro | 2 | Drew STAVELEY (USA) Ian Lacy Racing | Ford Mustang GT4 | 21 | 51:01.734 | 0.609 | 0.609 | 135.78 | 2:17.359 | 19 |
| 3 | 210 | Am | 1 | Michael DINAN (USA) Flying Lizard Motorsports | Aston Martin Vantage GT4 | 21 | 51:06.597 | 5.472 | 4.863 | 135.57 | 2:17.792 | 19 |
| 4 | 59 | Am | 2 | Paul TERRY (USA) Rearden Racing | Aston Martin Vantage GT4 | 21 | 51:13.296 | 12.171 | 6.699 | 135.27 | 2:17.978 | 3 |
| 5 | 11 | Am | 3 | Tony GAPLES (USA) Blackdog Speed Shop | McLaren 570s GT4 | 21 | 51:19.032 | 17.907 | 5.736 | 135.02 | 2:18.123 | 3 |
| 6 | 91 | Am | 4 | Jeff BURTON (USA) Rearden Racing | Aston Martin Vantage GT4 | 21 | 51:21.349 | 20.224 | 2.317 | 134.92 | 2:18.065 | 3 |
| 7 | 48 | Am | 5 | Jason HALL (USA) NOLASPORT | Porsche 718 Cayman GT4 | 21 | 51:50.342 | 49.217 | 28.993 | 133.66 | 2:19.119 | 4 |
| NOT CLASSIFIED | | | | | | | | | | | | |
| NC | 119 | Am | | Sean QUINLAN (USA) Stephen Cameron Racing | BMW M4 GT4 | 12 | 27:58.923 | 9 Laps | 9 Laps | 141.23 | 2:19.204 | 8 |
| NC | 2 | Am | | Jason BELL (USA) GMG Racing | Porsche 718 Cayman GT4 | 12 | 28:00.245 | 9 Laps | 1.322 | 141.12 | 2:18.307 | 10 |
| FASTEST LAP | | | | | | | | | | | | |
| | 10 | Pro | | Michael COOPER (USA) Blackdog Speed Shop | McLaren 570s GT4 | 20 | 2:17.288 | | | 89.82 mph | 144.56 kph | |
| | 210 | Am | | Michael DINAN (USA) Flying Lizard Motorsports | Aston Martin Vantage GT4 | 19 | 2:17.792 | | | 89.49 mph | 144.03 kph | |

Weather / Track : Sunny / Dry

These results are provisional until the conclusion of any judicial and technical matters.

Circuit of the Americas

Circuit Length = 5.513 km

Start: 09:00 Flag 09:51 End: 09:55

| | | |
|-----------------|------------|--------------|
| Race Director : | Stewards : | Timekeeper : |
|-----------------|------------|--------------|

Results can be found at www.tsl-timing.com

Printed - 10:04 Sunday, September 20, 2020



Circuit of the Americas (II)

Pirelli GT4 America Sprint

RACE 3 - LAP CHART

| LAP 1 @ 09:02:36.664 | | | LAP 2 @ 09:04:54.678 | | | LAP 3 @ 09:07:12.510 | | | LAP 4 @ 09:09:30.344 | | | LAP 5 @ 09:11:48.191 | | |
|----------------------|--------|----------|----------------------|--------|----------|----------------------|--------|----------|----------------------|--------|----------|----------------------|--------|----------|
| NO | BEHIND | LAP TIME | NO | BEHIND | LAP TIME | NO | BEHIND | LAP TIME | NO | BEHIND | LAP TIME | NO | BEHIND | LAP TIME |
| 10 | | 2:15.273 | 10 | | 2:18.014 | 10 | | 2:17.832 | 10 | | 2:17.834 | 10 | | 2:17.847 |
| 12 | 0.432 | 2:15.705 | 12 | 0.296 | 2:17.878 | 12 | 0.314 | 2:17.850 | 12 | 0.349 | 2:17.869 | 12 | 0.259 | 2:17.757 |
| 91 | 1.282 | 2:16.555 | 91 | 2.004 | 2:18.736 | 91 | 2.237 | 2:18.065 | 91 | 3.777 | 2:19.374 | 59 | 5.274 | 2:18.954 |
| 59 | 2.406 | 2:17.679 | 59 | 3.213 | 2:18.821 | 59 | 3.359 | 2:17.978 | 59 | 4.167 | 2:18.642 | 91 | 5.397 | 2:19.467 |
| 11 | 3.070 | 2:18.343 | 11 | 4.293 | 2:19.237 | 11 | 4.584 | 2:18.123 | 11 | 5.009 | 2:18.259 | 11 | 6.623 | 2:19.461 |
| 119 | 4.911 | 2:20.184 | 210 | 5.515 | 2:18.346 | 210 | 6.301 | 2:18.618 | 210 | 6.487 | 2:18.020 | 210 | 7.087 | 2:18.447 |
| 210 | 5.183 | 2:20.456 | 119 | 6.555 | 2:19.658 | 119 | 8.267 | 2:19.544 | 119 | 9.844 | 2:19.411 | 119 | 11.399 | 2:19.402 |
| 2 | 5.606 | 2:20.879 | 2 | 7.110 | 2:19.518 | 2 | 8.948 | 2:19.670 | 2 | 10.193 | 2:19.079 | 2 | 12.029 | 2:19.683 |
| 48 | 6.337 | 2:21.610 | 48 | 8.115 | 2:19.792 | 48 | 9.456 | 2:19.173 | 48 | 10.741 | 2:19.119 | 48 | 12.545 | 2:19.651 |

Weather / Track : Sunny / Dry

Circuit of the Americas (II)

Pirelli GT4 America Sprint

RACE 3 - LAP CHART

| LAP 6 @ 09:14:05.781 | | | LAP 7 @ 09:16:23.727 | | | LAP 8 @ 09:18:41.332 | | | LAP 9 @ 09:20:59.236 | | | LAP 10 @ 09:23:17.233 | | |
|----------------------|--------|----------|----------------------|--------|----------|----------------------|--------|----------|----------------------|--------|----------|-----------------------|--------|----------|
| NO | BEHIND | LAP TIME | NO | BEHIND | LAP TIME | NO | BEHIND | LAP TIME | NO | BEHIND | LAP TIME | NO | BEHIND | LAP TIME |
| 10 | | 217.590 | 10 | | 217.946 | 10 | | 217.605 | 10 | | 217.904 | 10 | | 217.997 |
| 12 | 0.437 | 217.768 | 12 | 0.342 | 217.851 | 12 | 0.505 | 217.768 | 12 | 0.512 | 217.911 | 12 | 0.359 | 217.844 |
| 59 | 6.277 | 218.593 | 59 | 6.701 | 218.370 | 59 | 7.968 | 218.872 | 59 | 10.345 | 220.281 | 59 | 11.283 | 218.935 |
| 91 | 6.876 | 219.069 | 91 | 7.307 | 218.377 | 91 | 9.016 | 219.314 | 210 | 11.832 | 219.393 | 210 | 13.021 | 219.186 |
| 210 | 8.539 | 219.042 | 210 | 9.166 | 218.573 | 210 | 10.343 | 218.782 | 11 | 18.690 | 220.027 | 11 | 20.794 | 220.101 |
| 11 | 8.860 | 219.827 | 11 | 15.045 | 224.131 | 11 | 16.567 | 219.127 | 119 | 18.927 | 219.758 | 119 | 21.118 | 220.188 |
| 119 | 13.410 | 219.601 | 119 | 15.474 | 220.010 | 119 | 17.073 | 219.204 | 48 | 23.100 | 221.058 | 48 | 24.722 | 219.619 |
| 48 | 14.738 | 219.783 | 48 | 17.216 | 220.424 | 48 | 19.946 | 220.335 | 2 | 25.753 | 219.345 | 2 | 26.063 | 218.307 |
| 2 | 21.299 | 226.860 | 2 | 23.039 | 219.686 | 2 | 24.312 | 218.878 | 91 | 44.855 | 253.743 | 91 | 47.203 | 220.345 |

Weather / Track : Sunny / Dry

Circuit of the Americas (II)

Pirelli GT4 America Sprint

RACE 3 - LAP CHART

| LAP 11 @ 09:25:34.732 | | | LAP 12 @ 09:27:52.688 | | | LAP 13 @ 09:30:10.415 | | | LAP 14 @ 09:32:28.292 | | | LAP 15 @ 09:36:00.393 | | |
|-----------------------|--------|----------|-----------------------|--------|----------|-----------------------|--------|----------|-----------------------|--------|----------|-----------------------|--------|----------|
| NO | BEHIND | LAP TIME | NO | BEHIND | LAP TIME | NO | BEHIND | LAP TIME | NO | BEHIND | LAP TIME | NO | BEHIND | LAP TIME |
| 10 | | 217.499 | 10 | | 217.956 | 10 | | 217.727 | 10 | | 217.877 | 10 | | 3.32101 |
| 12 | 0.461 | 217.601 | 12 | 0.386 | 217.881 | 12 | 0.582 | 217.923 | 12 | 0.859 | 218.154 | 12 | 1.669 | 3.32911 |
| 59 | 12.619 | 218.835 | 59 | 13.969 | 219.306 | 59 | 15.575 | 219.333 | 210 | 19.231 | 221.003 | 210 | 3.314 | 3.16184 |
| 210 | 14.603 | 219.081 | 210 | 15.183 | 218.536 | 210 | 16.105 | 218.649 | 11 | 32.679 | 220.959 | 11 | 3.972 | 3.03394 |
| 119 | 23.974 | 220.355 | 119 | 27.626 | 221.608 | 11 | 29.597 | 219.542 | 48 | 34.354 | 220.005 | 59 | 4.533 | 3.01053 |
| 11 | 24.287 | 220.992 | 11 | 27.782 | 221.451 | 48 | 32.226 | 221.417 | 59 | 35.581 | 237.883 | 48 | 5.020 | 3.02767 |
| 48 | 26.674 | 219.451 | 48 | 28.536 | 219.818 | 91 | 53.249 | 220.069 | 91 | 56.943 | 221.571 | 91 | 6.619 | 2.41.777 |
| 2 | 27.647 | 219.083 | 2 | 28.948 | 219.257 | | | | | | | | | |
| 91 | 49.629 | 219.925 | 91 | 50.907 | 219.234 | | | | | | | | | |

Weather / Track : Sunny / Dry

Results can be found at www.tsl-timing.com

Page 3 of 5

Circuit of the Americas
 Circuit Length = 5.513 km
 Start: 09:00 Flag 09:51 End: 09:55

Printed - 10:05 Sunday, September 20, 2020

Circuit of the Americas (II)

Pirelli GT4 America Sprint

RACE 3 - LAP CHART

| LAP 16 @ 09:39:53.914 | | | LAP 17 @ 09:42:12.628 | | | LAP 18 @ 09:44:30.386 | | | LAP 19 @ 09:46:47.692 | | | LAP 20 @ 09:49:04.980 | | |
|-----------------------|---------|------------|-----------------------|--------|----------|-----------------------|--------|----------|-----------------------|--------|----------|-----------------------|--------|----------|
| NO | BEHIND | LAP TIME | NO | BEHIND | LAP TIME | NO | BEHIND | LAP TIME | NO | BEHIND | LAP TIME | NO | BEHIND | LAP TIME |
| 10 | | 3:53.521 | 10 | | 2:18.714 | 10 | | 2:17.758 | 10 | | 2:17.306 | 10 | | 2:17.288 |
| 12 | 0.388 | 3:52.240 | 12 | 0.357 | 2:18.683 | 12 | 0.218 | 2:17.619 | 12 | 0.271 | 2:17.359 | 12 | 0.608 | 2:17.625 |
| 210 | 1.473 | 3:51.680 | 210 | 1.907 | 2:19.148 | 210 | 2.694 | 2:18.545 | 210 | 3.180 | 2:17.792 | 210 | 3.818 | 2:17.926 |
| 11 | 2.051 | 3:51.600 | 59 | 3.406 | 2:19.532 | 59 | 4.731 | 2:19.083 | 59 | 6.870 | 2:19.445 | 59 | 9.291 | 2:19.709 |
| 59 | 2.588 | 3:51.576 | 11 | 4.109 | 2:20.772 | 48 | 6.681 | 2:20.004 | 48 | 9.379 | 2:20.004 | 11 | 15.338 | 2:22.445 |
| SC | 15 Laps | 3:57.469 P | 48 | 4.435 | 2:19.909 | 91 | 7.788 | 2:20.470 | 11 | 10.181 | 2:19.227 | 91 | 16.106 | 2:22.381 |
| 48 | 3.240 | 3:51.741 | 91 | 5.076 | 2:20.001 | 11 | 8.260 | 2:21.909 | 91 | 11.013 | 2:20.531 | 48 | 25.329 | 2:33.238 |
| 91 | 3.789 | 3:50.691 | | | | | | | | | | | | |

Weather / Track : Sunny / Dry

Circuit of the Americas (II)

Pirelli GT4 America Sprint

RACE 3 - LAP CHART

| LAP 21 | @ 09:51:22.516 | |
|---------------|-----------------------|----------|
| NO | BEHIND | LAP TIME |

| | | |
|------------|--------|----------|
| 10 | | 2:17.536 |
| 12 | 0.609 | 2:17.537 |
| 210 | 5.472 | 2:19.190 |
| 59 | 12.171 | 2:20.416 |
| 11 | 17.907 | 2:20.105 |
| 91 | 20.224 | 2:21.654 |
| 48 | 49.217 | 2:41.424 |

Circuit of the Americas (II)

Pirelli GT4 America Sprint

RACE 3 - POSITION CHART

| No | Name | Lap Pos | | | | | | | | | | | | | | | | | | | | | |
|-----|----------|------------|-----|-----|-----|-----|-----|-----|-----|-----|-----|-----|-----|-----|-----|----|-----|-----|-----|-----|-----|-----|-----|
| | | | 1 | 2 | 3 | 4 | 5 | 6 | 7 | 8 | 9 | 10 | 11 | 12 | 13 | 14 | 15 | 16 | 17 | 18 | 19 | 20 | 21 |
| 10 | COOPER | 1 | 10 | 10 | 10 | 10 | 10 | 10 | 10 | 10 | 10 | 10 | 10 | 10 | 10 | 10 | 10 | 10 | 10 | 10 | 10 | 10 | 10 |
| 12 | STAVELEY | 2 | 12 | 12 | 12 | 12 | 12 | 12 | 12 | 12 | 12 | 12 | 12 | 12 | 12 | 12 | 12 | 12 | 12 | 12 | 12 | 12 | 12 |
| 91 | BURTON | 3 | 91 | 91 | 91 | 91 | 59 | 59 | 59 | 59 | 59 | 59 | 59 | 59 | 59 | 59 | 210 | 210 | 210 | 210 | 210 | 210 | 210 |
| 59 | TERRY | 4 | 59 | 59 | 59 | 59 | 91 | 91 | 91 | 91 | 210 | 210 | 210 | 210 | 210 | 11 | 11 | 11 | 59 | 59 | 59 | 59 | 59 |
| 11 | GAPLES | 5 | 11 | 11 | 11 | 11 | 11 | 210 | 210 | 210 | 11 | 11 | 119 | 119 | 11 | 48 | 59 | 59 | 11 | 48 | 48 | 11 | 11 |
| 119 | QUINLAN | 6 | 119 | 210 | 210 | 210 | 210 | 11 | 11 | 11 | 119 | 119 | 11 | 11 | 48 | 59 | 48 | 48 | 91 | 11 | 91 | 91 | 91 |
| 2 | BELL | 7 | 210 | 119 | 119 | 119 | 119 | 119 | 119 | 119 | 48 | 48 | 48 | 48 | 91 | 91 | 91 | 91 | 11 | 91 | 48 | 48 | 48 |
| 48 | HALL | 8 | 2 | 2 | 2 | 2 | 2 | 48 | 48 | 48 | 2 | 2 | 2 | 2 | | | | | | | | | |
| 210 | DINAN | 9 | 48 | 48 | 48 | 48 | 48 | 2 | 2 | 2 | 91 | 91 | 91 | 91 | | | | | | | | | |

Weather / Track : Sunny / Dry

Results can be found at www.tsl-timing.com

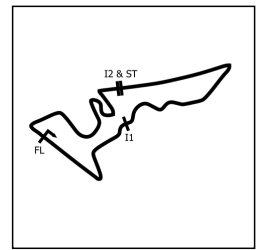
Circuit of the Americas
 Circuit Length = 5.513 km
 Start: 09:00 Flag 09:51 End: 09:55

Printed - 10:05 Sunday, September 20, 2020

Circuit of the Americas (II)

Pirelli GT4 America Sprint

RACE 3 - SECTOR ANALYSIS



SECTOR 1 = FL to I1, SECTOR 2 = I1 to I2, SECTOR 3 = I2 to FL, DIFF = Difference To Personal Best Lap, P = Crossed Finish Line in Pit Lane, D = Time Disallowed

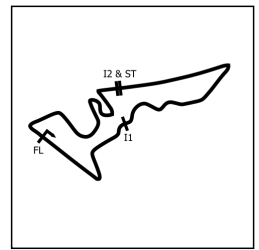
| P1 | | 10 Pro | | Michael COOPER | | McLaren 570s GT4 - Blackdog Speed Shop | | |
|---------------------------|----------|--------------------------|----------|--------------------|--------------|--|-------------|--------------|
| IDEAL LAP TIME : 2:17.188 | | BEST LAP TIME : 2:17.288 | | DIFFERENCE : 0.100 | | | | |
| LAP | SECTOR 1 | SECTOR 2 | SECTOR 3 | LAP TIME | KPH | DIFF | TIME OF DAY | |
| 1 - | | 52.354 | 241.0 | 55.880 | 2:15.273 | 146.71 | | 09:02:36.664 |
| 2 - | 29.598 | 52.407 | 241.0 | 56.009 | 2:18.014 | 143.80 | 0.726 | 09:04:54.678 |
| 3 - | 29.590 | 52.326 | 242.1 | 55.916 | 2:17.832 | 143.99 | 0.544 | 09:07:12.510 |
| 4 - | 29.515 | 52.539 | 241.6 | 55.780 | 2:17.834 | 143.99 | 0.546 | 09:09:30.344 |
| 5 - | 29.393 | 52.628 | 242.1 | 55.826 | 2:17.847 | 143.97 | 0.559 | 09:11:48.191 |
| 6 - | 29.377 | 52.342 | 242.6 | 55.871 | 2:17.590 | 144.24 | 0.302 | 09:14:05.781 |
| 7 - | 29.450 | 52.514 | 242.6 | 55.982 | 2:17.946 | 143.87 | 0.658 | 09:16:23.727 |
| 8 - | 29.439 | 52.319 | 241.6 | 55.847 | 2:17.605 | 144.23 | 0.317 | 09:18:41.332 |
| 9 - | 29.410 | 52.495 | 242.1 | 55.999 | 2:17.904 | 143.91 | 0.616 | 09:20:59.236 |
| 10 - | 29.325 | 52.586 | 242.1 | 56.086 | 2:17.997 | 143.82 | 0.709 | 09:23:17.233 |
| 11 - | 29.369 | 52.313 | 243.2 | 55.817 | 2:17.499 (3) | 144.34 | 0.211 | 09:25:34.732 |
| 12 - | 29.344 | 52.589 | 242.1 | 56.023 | 2:17.956 | 143.86 | 0.668 | 09:27:52.688 |
| 13 - | 29.365 | 52.500 | 243.7 | 55.862 | 2:17.727 | 144.10 | 0.439 | 09:30:10.415 |
| 14 - | 29.292 | 52.334 | 243.2 | 56.251 | 2:17.877 | 143.94 | 0.589 | 09:32:28.292 |
| 15 - | 41.300 | 1:29.606 | 92.7 | 1:21.195 | 3:32.101 | 93.57 | 1:14.813 | 09:36:00.393 |
| 16 - | 53.729 | 1:37.317 | 78.2 | 1:22.475 | 3:53.521 | 84.98 | 1:36.233 | 09:39:53.914 |
| 17 - | 30.057 | 52.855 | 243.2 | 55.802 | 2:18.714 | 143.07 | 1.426 | 09:42:12.628 |
| 18 - | 29.310 | 52.699 | 244.3 | 55.749 | 2:17.758 | 144.07 | 0.470 | 09:44:30.386 |
| 19 - | 29.278 | 52.264 | 241.0 | 55.764 | 2:17.306 (2) | 144.54 | 0.018 | 09:46:47.692 |
| 20 - | 29.331 | 52.311 | 243.7 | 55.646 | 2:17.288 (1) | 144.56 | | 09:49:04.980 |
| 21 - | 29.302 | 52.301 | 243.7 | 55.933 | 2:17.536 | 144.30 | 0.248 | 09:51:22.516 |

| P2 | | 12 Pro | | Drew STAVELEY | | Ford Mustang GT4 - Ian Lacy Racing | | |
|---------------------------|----------|--------------------------|----------|--------------------|--------------|------------------------------------|-------------|--------------|
| IDEAL LAP TIME : 2:16.966 | | BEST LAP TIME : 2:17.359 | | DIFFERENCE : 0.393 | | | | |
| LAP | SECTOR 1 | SECTOR 2 | SECTOR 3 | LAP TIME | KPH | DIFF | TIME OF DAY | |
| 1 - | | 52.723 | 240.0 | 55.697 | 2:15.705 | 146.24 | | 09:02:37.096 |
| 2 - | 29.456 | 52.653 | 240.0 | 55.769 | 2:17.878 | 143.94 | 0.519 | 09:04:54.974 |
| 3 - | 29.529 | 52.632 | 240.5 | 55.689 | 2:17.850 | 143.97 | 0.491 | 09:07:12.824 |
| 4 - | 29.443 | 52.558 | 239.4 | 55.868 | 2:17.869 | 143.95 | 0.510 | 09:09:30.693 |
| 5 - | 29.372 | 52.722 | 240.5 | 55.663 | 2:17.757 | 144.07 | 0.398 | 09:11:48.450 |
| 6 - | 29.487 | 52.652 | 239.4 | 55.629 | 2:17.768 | 144.05 | 0.409 | 09:14:06.218 |
| 7 - | 29.428 | 52.734 | 239.4 | 55.689 | 2:17.851 | 143.97 | 0.492 | 09:16:24.069 |
| 8 - | 29.396 | 52.620 | 240.0 | 55.752 | 2:17.768 | 144.05 | 0.409 | 09:18:41.837 |
| 9 - | 29.278 | 52.884 | 240.0 | 55.749 | 2:17.911 | 143.91 | 0.552 | 09:20:59.748 |
| 10 - | 29.377 | 52.941 | 239.4 | 55.526 | 2:17.844 | 143.98 | 0.485 | 09:23:17.592 |
| 11 - | 29.442 | 52.588 | 240.5 | 55.571 | 2:17.601 (3) | 144.23 | 0.242 | 09:25:35.193 |
| 12 - | 29.309 | 52.733 | 240.0 | 55.839 | 2:17.881 | 143.94 | 0.522 | 09:27:53.074 |
| 13 - | 29.363 | 52.791 | 240.5 | 55.769 | 2:17.923 | 143.89 | 0.564 | 09:30:10.997 |
| 14 - | 29.221 | 52.558 | 240.5 | 56.375 | 2:18.154 | 143.65 | 0.795 | 09:32:29.151 |
| 15 - | 41.561 | 1:29.376 | 83.5 | 1:21.974 | 3:32.911 | 93.21 | 1:15.552 | 09:36:02.062 |
| 16 - | 53.129 | 1:37.228 | 95.8 | 1:21.883 | 3:52.240 | 85.45 | 1:34.881 | 09:39:54.302 |
| 17 - | 29.848 | 53.094 | 241.6 | 55.741 | 2:18.683 | 143.10 | 1.324 | 09:42:12.985 |
| 18 - | 29.240 | 52.833 | 241.0 | 55.546 | 2:17.619 | 144.21 | 0.260 | 09:44:30.604 |
| 19 - | 29.291 | 52.682 | 240.5 | 55.386 | 2:17.359 (1) | 144.48 | | 09:46:47.963 |
| 20 - | 29.345 | 52.710 | 241.0 | 55.570 | 2:17.625 | 144.20 | 0.266 | 09:49:05.588 |
| 21 - | 29.137 | 52.443 | 241.0 | 55.957 | 2:17.537 (2) | 144.30 | 0.178 | 09:51:23.125 |

Circuit of the Americas (II)

Pirelli GT4 America Sprint

RACE 3 - SECTOR ANALYSIS



SECTOR 1 = FL to I1, SECTOR 2 = I1 to I2, SECTOR 3 = I2 to FL, DIFF = Difference To Personal Best Lap, P = Crossed Finish Line in Pit Lane, D = Time Disallowed

| P3 210 Am Michael DINAN | | Aston Martin Vantage GT4 - Flying Lizard Motorsports | | | | | | |
|---------------------------|---------------|--|--------------|--------------------|---------------------|---------------|-------------|---------------------|
| IDEAL LAP TIME : 2:17.586 | | BEST LAP TIME : 2:17.792 | | DIFFERENCE : 0.206 | | | | |
| LAP | SECTOR 1 | SECTOR 2 | SECTOR 3 | LAP TIME | KPH | DIFF | TIME OF DAY | |
| 1 - | | 53.329 | 241.0 | 57.327 | 2:20.456 | 141.30 | 2.664 | 09:02:41.847 |
| 2 - | 29.606 | 52.820 | 237.8 | 55.920 | 2:18.346 | 143.45 | 0.554 | 09:05:00.193 |
| 3 - | 29.130 | 52.962 | 238.4 | 56.526 | 2:18.618 | 143.17 | 0.826 | 09:07:18.811 |
| 4 - | 29.215 | 52.639 | 238.9 | 56.166 | 2:18.020 (3) | 143.79 | 0.228 | 09:09:36.831 |
| 5 - | 29.247 | 52.646 | 238.9 | 56.554 | 2:18.447 | 143.35 | 0.655 | 09:11:55.278 |
| 6 - | 29.446 | 53.203 | 240.5 | 56.393 | 2:19.042 | 142.73 | 1.250 | 09:14:14.320 |
| 7 - | 29.624 | 52.916 | 238.9 | 56.033 | 2:18.573 | 143.22 | 0.781 | 09:16:32.893 |
| 8 - | 29.234 | 52.888 | 240.5 | 56.660 | 2:18.782 | 143.00 | 0.990 | 09:18:51.675 |
| 9 - | 29.327 | 52.764 | 240.0 | 57.302 | 2:19.393 | 142.38 | 1.601 | 09:21:11.068 |
| 10 - | 29.439 | 53.193 | 239.4 | 56.554 | 2:19.186 | 142.59 | 1.394 | 09:23:30.254 |
| 11 - | 29.368 | 53.450 | 240.0 | 56.263 | 2:19.081 | 142.69 | 1.289 | 09:25:49.335 |
| 12 - | 29.249 | 52.737 | 240.5 | 56.550 | 2:18.536 | 143.26 | 0.744 | 09:28:07.871 |
| 13 - | 29.148 | 52.892 | 242.1 | 56.609 | 2:18.649 | 143.14 | 0.857 | 09:30:26.520 |
| 14 - | 29.306 | 53.375 | 242.1 | 58.322 | 2:21.003 | 140.75 | 3.211 | 09:32:47.523 |
| 15 - | 31.563 | 1:22.066 | 86.3 | 1:22.555 | 3:16.184 | 101.16 | 58.392 | 09:36:03.707 |
| 16 - | 52.678 | 1:37.256 | 88.0 | 1:21.746 | 3:51.680 | 85.66 | 1:33.888 | 09:39:55.387 |
| 17 - | 29.618 | 53.258 | 241.0 | 56.272 | 2:19.148 | 142.63 | 1.356 | 09:42:14.535 |
| 18 - | 29.280 | 53.185 | 239.4 | 56.080 | 2:18.545 | 143.25 | 0.753 | 09:44:33.080 |
| 19 - | 29.169 | 52.537 | 238.9 | 56.086 | 2:17.792 (1) | 144.03 | | 09:46:50.872 |
| 20 - | 29.192 | 52.536 | 240.0 | 56.198 | 2:17.926 (2) | 143.89 | 0.134 | 09:49:08.798 |
| 21 - | 29.197 | 52.856 | 238.9 | 57.137 | 2:19.190 | 142.58 | 1.398 | 09:51:27.988 |

| P4 59 Am Paul TERRY | | Aston Martin Vantage GT4 - Rearden Racing | | | | | | |
|---------------------------|---------------|---|--------------|--------------------|---------------------|---------------|-------------|---------------------|
| IDEAL LAP TIME : 2:17.864 | | BEST LAP TIME : 2:17.978 | | DIFFERENCE : 0.114 | | | | |
| LAP | SECTOR 1 | SECTOR 2 | SECTOR 3 | LAP TIME | KPH | DIFF | TIME OF DAY | |
| 1 - | | 52.992 | 237.8 | 56.240 | 2:17.679 | 144.15 | | 09:02:39.070 |
| 2 - | 29.589 | 53.148 | 237.3 | 56.084 | 2:18.821 | 142.96 | 0.843 | 09:04:57.891 |
| 3 - | 29.208 | 52.692 | 235.2 | 56.078 | 2:17.978 (1) | 143.84 | | 09:07:15.869 |
| 4 - | 29.408 | 53.125 | 237.8 | 56.109 | 2:18.642 | 143.15 | 0.664 | 09:09:34.511 |
| 5 - | 29.838 | 53.152 | 237.3 | 55.964 | 2:18.954 | 142.83 | 0.976 | 09:11:53.465 |
| 6 - | 29.620 | 52.938 | 234.7 | 56.035 | 2:18.593 (3) | 143.20 | 0.615 | 09:14:12.058 |
| 7 - | 29.387 | 52.911 | 235.2 | 56.072 | 2:18.370 (2) | 143.43 | 0.392 | 09:16:30.428 |
| 8 - | 29.485 | 53.236 | 234.7 | 56.151 | 2:18.872 | 142.91 | 0.894 | 09:18:49.300 |
| 9 - | 29.606 | 54.399 | 232.2 | 56.276 | 2:20.281 | 141.47 | 2.303 | 09:21:09.581 |
| 10 - | 29.373 | 53.354 | 234.7 | 56.208 | 2:18.935 | 142.84 | 0.957 | 09:23:28.516 |
| 11 - | 29.602 | 53.059 | 235.8 | 56.174 | 2:18.835 | 142.95 | 0.857 | 09:25:47.351 |
| 12 - | 29.360 | 53.517 | 235.8 | 56.429 | 2:19.306 | 142.46 | 1.328 | 09:28:06.657 |
| 13 - | 29.387 | 53.558 | 234.2 | 56.388 | 2:19.333 | 142.44 | 1.355 | 09:30:25.990 |
| 14 - | 29.498 | 53.666 | 234.7 | 1:14.719 | 2:37.883 | 125.70 | 19.905 | 09:33:03.873 |
| 15 - | 30.507 | 1:12.887 | 128.5 | 1:17.659 | 3:01.053 | 109.61 | 43.075 | 09:36:04.926 |
| 16 - | 53.327 | 1:37.273 | 99.0 | 1:20.976 | 3:51.576 | 85.70 | 1:33.598 | 09:39:56.502 |
| 17 - | 29.595 | 53.727 | 235.8 | 56.210 | 2:19.532 | 142.23 | 1.554 | 09:42:16.034 |
| 18 - | 29.464 | 53.296 | 237.3 | 56.323 | 2:19.083 | 142.69 | 1.105 | 09:44:35.117 |
| 19 - | 29.398 | 53.799 | 236.3 | 56.248 | 2:19.445 | 142.32 | 1.467 | 09:46:54.562 |
| 20 - | 29.628 | 53.888 | 236.3 | 56.193 | 2:19.709 | 142.05 | 1.731 | 09:49:14.271 |
| 21 - | 29.806 | 53.946 | 233.7 | 56.664 | 2:20.416 | 141.34 | 2.438 | 09:51:34.687 |

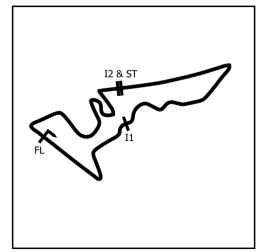
Weather / Track : Sunny / Dry

Circuit of the Americas
 Circuit Length = 5.513 km
 Start: 09:00 Flag 09:51 End: 09:55

Circuit of the Americas (II)

Pirelli GT4 America Sprint

RACE 3 - SECTOR ANALYSIS



SECTOR 1 = FL to I1, SECTOR 2 = I1 to I2, SECTOR 3 = I2 to FL, DIFF = Difference To Personal Best Lap, P = Crossed Finish Line in Pit Lane, D = Time Disallowed

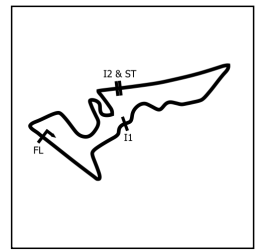
| P5 11 Am Tony GAPLES | | McLaren 570s GT4 - Blackdog Speed Shop | | | | | | |
|---------------------------|---------------|--|--------------|--------------------|---------------------|---------------|-------------|---------------------|
| IDEAL LAP TIME : 2:18.097 | | BEST LAP TIME : 2:18.123 | | DIFFERENCE : 0.026 | | | | |
| LAP | SECTOR 1 | SECTOR 2 | SECTOR 3 | LAP TIME | KPH | DIFF | TIME OF DAY | |
| 1 - | | 52.783 | 246.0 | 56.581 | 2:18.343 | 143.45 | 0.220 | 09:02:39.734 |
| 2 - | 29.433 | 52.669 | 246.0 | 57.135 | 2:19.237 | 142.53 | 1.114 | 09:04:58.971 |
| 3 - | 29.345 | 52.354 | 247.7 | 56.424 | 2:18.123 (1) | 143.68 | | 09:07:17.094 |
| 4 - | 29.358 | 52.328 | 244.8 | 56.573 | 2:18.259 (2) | 143.54 | 0.136 | 09:09:35.353 |
| 5 - | 29.520 | 52.699 | 241.6 | 57.242 | 2:19.461 | 142.31 | 1.338 | 09:11:54.814 |
| 6 - | 29.669 | 52.609 | 247.1 | 57.549 | 2:19.827 | 141.93 | 1.704 | 09:14:14.641 |
| 7 - | 29.941 | 53.195 | 248.2 | 1:00.995 | 2:24.131 | 137.69 | 6.008 | 09:16:38.772 |
| 8 - | 29.571 | 52.818 | 244.8 | 56.738 | 2:19.127 (3) | 142.65 | 1.004 | 09:18:57.899 |
| 9 - | 29.441 | 52.791 | 242.1 | 57.795 | 2:20.027 | 141.73 | 1.904 | 09:21:17.926 |
| 10 - | 29.768 | 52.973 | 244.3 | 57.360 | 2:20.101 | 141.66 | 1.978 | 09:23:38.027 |
| 11 - | 29.715 | 52.956 | 240.0 | 58.321 | 2:20.992 | 140.76 | 2.869 | 09:25:59.019 |
| 12 - | 29.948 | 53.210 | 246.0 | 58.293 | 2:21.451 | 140.30 | 3.328 | 09:28:20.470 |
| 13 - | 29.709 | 52.821 | 241.6 | 57.012 | 2:19.542 | 142.22 | 1.419 | 09:30:40.012 |
| 14 - | 29.770 | 53.241 | 242.6 | 57.948 | 2:20.959 | 140.79 | 2.836 | 09:33:00.971 |
| 15 - | 30.312 | 1:10.823 | 88.8 | 1:22.259 | 3:03.394 | 108.21 | 45.271 | 09:36:04.365 |
| 16 - | 52.549 | 1:37.249 | 86.7 | 1:21.802 | 3:51.600 | 85.69 | 1:33.477 | 09:39:55.965 |
| 17 - | 29.829 | 52.641 | 232.7 | 58.302 | 2:20.772 | 140.98 | 2.649 | 09:42:16.737 |
| 18 - | 31.115 | 53.498 | 248.2 | 57.296 | 2:21.909 | 139.85 | 3.786 | 09:44:38.646 |
| 19 - | 29.533 | 52.972 | 247.1 | 56.722 | 2:19.227 | 142.54 | 1.104 | 09:46:57.873 |
| 20 - | 29.554 | 53.156 | 246.5 | 59.735 | 2:22.445 | 139.32 | 4.322 | 09:49:20.318 |
| 21 - | 29.479 | 52.885 | 244.8 | 57.741 | 2:20.105 | 141.65 | 1.982 | 09:51:40.423 |

| P6 91 Am Jeff BURTON | | Aston Martin Vantage GT4 - Rearden Racing | | | | | | |
|---------------------------|---------------|---|--------------|--------------------|---------------------|---------------|-------------|---------------------|
| IDEAL LAP TIME : 2:17.758 | | BEST LAP TIME : 2:18.065 | | DIFFERENCE : 0.307 | | | | |
| LAP | SECTOR 1 | SECTOR 2 | SECTOR 3 | LAP TIME | KPH | DIFF | TIME OF DAY | |
| 1 - | | 52.813 | 238.4 | 56.049 | 2:16.555 | 145.33 | | 09:02:37.946 |
| 2 - | 29.321 | 53.045 | 235.2 | 56.370 | 2:18.736 (3) | 143.05 | 0.671 | 09:04:56.682 |
| 3 - | 29.237 | 52.605 | 236.3 | 56.223 | 2:18.065 (1) | 143.74 | | 09:07:14.747 |
| 4 - | 29.433 | 54.025 | 236.8 | 55.916 | 2:19.374 | 142.39 | 1.309 | 09:09:34.121 |
| 5 - | 29.613 | 53.100 | 234.7 | 56.754 | 2:19.467 | 142.30 | 1.402 | 09:11:53.588 |
| 6 - | 29.905 | 53.019 | 237.8 | 56.145 | 2:19.069 | 142.71 | 1.004 | 09:14:12.657 |
| 7 - | 29.533 | 52.663 | 237.8 | 56.181 | 2:18.377 (2) | 143.42 | 0.312 | 09:16:31.034 |
| 8 - | 29.669 | 53.156 | 238.4 | 56.489 | 2:19.314 | 142.46 | 1.249 | 09:18:50.348 |
| 9 - | 29.482 | 53.484 | 231.7 | 1:30.777 | 2:53.743 | 114.23 | 35.678 | 09:21:44.091 |
| 10 - | 29.610 | 53.266 | 235.8 | 57.469 | 2:20.345 | 141.41 | 2.280 | 09:24:04.436 |
| 11 - | 29.974 | 53.534 | 233.7 | 56.417 | 2:19.925 | 141.83 | 1.860 | 09:26:24.361 |
| 12 - | 29.689 | 53.253 | 234.7 | 56.292 | 2:19.234 | 142.54 | 1.169 | 09:28:43.595 |
| 13 - | 29.608 | 53.406 | 234.2 | 57.055 | 2:20.069 | 141.69 | 2.004 | 09:31:03.664 |
| 14 - | 29.610 | 53.806 | 234.7 | 58.155 | 2:21.571 | 140.18 | 3.506 | 09:33:25.235 |
| 15 - | 33.760 | 56.896 | 169.2 | 1:11.121 | 2:41.777 | 122.67 | 23.712 | 09:36:07.012 |
| 16 - | 52.560 | 1:38.612 | 92.2 | 1:19.519 | 3:50.691 | 86.03 | 1:32.626 | 09:39:57.703 |
| 17 - | 29.931 | 53.750 | 240.5 | 56.320 | 2:20.001 | 141.76 | 1.936 | 09:42:17.704 |
| 18 - | 29.932 | 53.669 | 238.9 | 56.869 | 2:20.470 | 141.28 | 2.405 | 09:44:38.174 |
| 19 - | 29.480 | 53.635 | 235.8 | 57.416 | 2:20.531 | 141.22 | 2.466 | 09:46:58.705 |
| 20 - | 29.791 | 53.014 | 242.1 | 59.576 | 2:22.381 | 139.39 | 4.316 | 09:49:21.086 |
| 21 - | 29.724 | 54.363 | 237.3 | 57.567 | 2:21.654 | 140.10 | 3.589 | 09:51:42.740 |

Circuit of the Americas (II)

Pirelli GT4 America Sprint

RACE 3 - SECTOR ANALYSIS



SECTOR 1 = FL to I1, SECTOR 2 = I1 to I2, SECTOR 3 = I2 to FL, DIFF = Difference To Personal Best Lap, P = Crossed Finish Line in Pit Lane, D = Time Disallowed

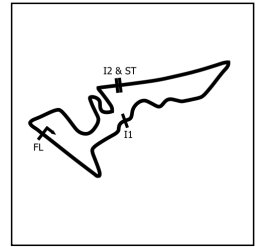
| P7 48 Am Jason HALL | | Porsche 718 Cayman GT4 - NOLASPORT | | | | | | |
|---------------------------|---------------|------------------------------------|--------------|--------------------|---------------------|---------------|-------------|---------------------|
| IDEAL LAP TIME : 2:18.301 | | BEST LAP TIME : 2:19.119 | | DIFFERENCE : 0.818 | | | | |
| LAP | SECTOR 1 | SECTOR 2 | SECTOR 3 | LAP TIME | KPH | DIFF | TIME OF DAY | |
| 1 - | | 53.217 | 243.7 | 57.250 | 2:21.610 | 140.15 | 2.491 | 09:02:43.001 |
| 2 - | 29.953 | 53.114 | 244.3 | 56.725 | 2:19.792 | 141.97 | 0.673 | 09:05:02.793 |
| 3 - | 29.806 | 52.809 | 244.8 | 56.558 | 2:19.173 (2) | 142.60 | 0.054 | 09:07:21.966 |
| 4 - | 29.882 | 53.064 | 243.7 | 56.173 | 2:19.119 (1) | 142.66 | | 09:09:41.085 |
| 5 - | 29.813 | 52.917 | 245.4 | 56.921 | 2:19.651 | 142.11 | 0.532 | 09:12:00.736 |
| 6 - | 29.630 | 53.568 | 242.6 | 56.585 | 2:19.783 | 141.98 | 0.664 | 09:14:20.519 |
| 7 - | 29.751 | 53.605 | 243.2 | 57.068 | 2:20.424 | 141.33 | 1.305 | 09:16:40.943 |
| 8 - | 29.792 | 53.260 | 243.7 | 57.283 | 2:20.335 | 141.42 | 1.216 | 09:19:01.278 |
| 9 - | 30.381 | 53.336 | 243.7 | 57.341 | 2:21.058 | 140.69 | 1.939 | 09:21:22.336 |
| 10 - | 29.886 | 52.945 | 243.2 | 56.788 | 2:19.619 | 142.14 | 0.500 | 09:23:41.955 |
| 11 - | 30.170 | 52.712 | 243.2 | 56.569 | 2:19.451 (3) | 142.32 | 0.332 | 09:26:01.406 |
| 12 - | 29.430 | 53.726 | 243.2 | 56.662 | 2:19.818 | 141.94 | 0.699 | 09:28:21.224 |
| 13 - | 30.220 | 53.745 | 245.4 | 57.452 | 2:21.417 | 140.34 | 2.298 | 09:30:42.641 |
| 14 - | 29.740 | 52.698 | 244.3 | 57.567 | 2:20.005 | 141.75 | 0.886 | 09:33:02.646 |
| 15 - | 30.658 | 1:14.393 | 120.2 | 1:17.716 | 3:02.767 | 108.59 | 43.648 | 09:36:05.413 |
| 16 - | 53.362 | 1:38.193 | 89.5 | 1:20.186 | 3:51.741 | 85.64 | 1:32.622 | 09:39:57.154 |
| 17 - | 30.097 | 53.036 | 244.3 | 56.776 | 2:19.909 | 141.85 | 0.790 | 09:42:17.063 |
| 18 - | 29.908 | 53.452 | 243.7 | 56.644 | 2:20.004 | 141.75 | 0.885 | 09:44:37.067 |
| 19 - | 29.763 | 53.283 | 244.3 | 56.958 | 2:20.004 | 141.75 | 0.885 | 09:46:57.071 |
| 20 - | 29.936 | 54.302 | 244.8 | 1:09.000 | 2:33.238 | 129.51 | 14.119 | 09:49:30.309 |
| 21 - | 32.443 | 59.126 | 188.4 | 1:09.855 | 2:41.424 | 122.94 | 22.305 | 09:52:11.733 |

| P8 119 Am Sean QUINLAN | | BMW M4 GT4 - Stephen Cameron Racing | | | | | | |
|---------------------------|---------------|-------------------------------------|--------------|--------------------|---------------------|---------------|-------------|---------------------|
| IDEAL LAP TIME : 2:18.390 | | BEST LAP TIME : 2:19.204 | | DIFFERENCE : 0.814 | | | | |
| LAP | SECTOR 1 | SECTOR 2 | SECTOR 3 | LAP TIME | KPH | DIFF | TIME OF DAY | |
| 1 - | | 53.443 | 243.7 | 57.499 | 2:20.184 | 141.57 | 0.980 | 09:02:41.575 |
| 2 - | 29.634 | 53.720 | 243.7 | 56.304 | 2:19.658 | 142.11 | 0.454 | 09:05:01.233 |
| 3 - | 29.483 | 53.444 | 244.8 | 56.617 | 2:19.544 | 142.22 | 0.340 | 09:07:20.777 |
| 4 - | 29.593 | 53.105 | 243.7 | 56.713 | 2:19.411 (3) | 142.36 | 0.207 | 09:09:40.188 |
| 5 - | 29.435 | 53.082 | 243.2 | 56.885 | 2:19.402 (2) | 142.37 | 0.198 | 09:11:59.590 |
| 6 - | 29.497 | 53.055 | 243.7 | 57.049 | 2:19.601 | 142.16 | 0.397 | 09:14:19.191 |
| 7 - | 29.635 | 52.960 | 244.3 | 57.415 | 2:20.010 | 141.75 | 0.806 | 09:16:39.201 |
| 8 - | 29.630 | 52.879 | 245.4 | 56.695 | 2:19.204 (1) | 142.57 | | 09:18:58.405 |
| 9 - | 29.485 | 52.651 | 244.3 | 57.622 | 2:19.758 | 142.00 | 0.554 | 09:21:18.163 |
| 10 - | 29.925 | 53.201 | 244.3 | 57.062 | 2:20.188 | 141.57 | 0.984 | 09:23:38.351 |
| 11 - | 29.740 | 53.177 | 245.4 | 57.438 | 2:20.355 | 141.40 | 1.151 | 09:25:58.706 |
| 12 - | 29.658 | 53.736 | 243.2 | 58.214 | 2:21.608 | 140.15 | 2.404 | 09:28:20.314 |

Circuit of the Americas (II)

Pirelli GT4 America Sprint

RACE 3 - SECTOR ANALYSIS



SECTOR 1 = FL to I1, SECTOR 2 = I1 to I2, SECTOR 3 = I2 to FL, DIFF = Difference To Personal Best Lap, P = Crossed Finish Line in Pit Lane, D = Time Disallowed

| P9 | | 2 Am | | Jason BELL | | Porsche 718 Cayman GT4 - GMG Racing | | |
|---------------------------|---------------|--------------------------|-------|--------------------|---------------------|-------------------------------------|-------|---------------------|
| IDEAL LAP TIME : 2:18.255 | | BEST LAP TIME : 2:18.307 | | DIFFERENCE : 0.052 | | | | |
| LAP | SECTOR 1 | SECTOR 2 | | SECTOR 3 | LAP TIME | KPH | DIFF | TIME OF DAY |
| 1 - | | 53.465 | 244.3 | 57.026 | 2:20.879 | 140.87 | 2.572 | 09:02:42.270 |
| 2 - | 29.686 | 53.764 | 243.7 | 56.068 | 2:19.518 | 142.25 | 1.211 | 09:05:01.788 |
| 3 - | 29.622 | 53.196 | 246.0 | 56.852 | 2:19.670 | 142.09 | 1.363 | 09:07:21.458 |
| 4 - | 29.611 | 52.900 | 243.2 | 56.568 | 2:19.079 (3) | 142.70 | 0.772 | 09:09:40.537 |
| 5 - | 29.544 | 53.399 | 244.8 | 56.740 | 2:19.683 | 142.08 | 1.376 | 09:12:00.220 |
| 6 - | 29.562 | 1:00.898 | 240.5 | 56.400 | 2:26.860 | 135.14 | 8.553 | 09:14:27.080 |
| 7 - | 29.949 | 53.392 | 243.7 | 56.345 | 2:19.686 | 142.08 | 1.379 | 09:16:46.766 |
| 8 - | 29.618 | 53.006 | 243.7 | 56.254 | 2:18.878 (2) | 142.90 | 0.571 | 09:19:05.644 |
| 9 - | 29.713 | 53.264 | 243.7 | 56.368 | 2:19.345 | 142.42 | 1.038 | 09:21:24.989 |
| 10 - | 29.569 | 52.839 | 244.3 | 55.899 | 2:18.307 (1) | 143.49 | | 09:23:43.296 |
| 11 - | 29.829 | 52.812 | 244.8 | 56.442 | 2:19.083 | 142.69 | 0.776 | 09:26:02.379 |
| 12 - | 29.562 | 53.163 | 244.8 | 56.532 | 2:19.257 | 142.51 | 0.950 | 09:28:21.636 |

Weather / Track : Sunny / Dry

Circuit of the Americas (II)

Pirelli GT4 America Sprint

RACE 3 - BEST SECTORS

| SECTOR 1 | | | SECTOR 2 | | | SECTOR 3 | | | IDEAL / BEST COMPARISON | | | | | | |
|----------|-----|----------|----------|-----|----------|----------|-----|----------|-------------------------|-----|-----|-------------|----------|---------|-------|
| POS | NO | NAME | TIME | NO | NAME | TIME | NO | NAME | TIME | POS | NO | NAME | IDEAL | BEST | DIFF |
| | | | | | | | | | | | | PERFECT LAP | 1:58.875 | | |
| 1 | 210 | DINAN | 29.130 | 10 | COOPER | 52.264 | 12 | STAVELEY | 55.386 | 1 | 12 | STAVELEY | 216.966 | 217.359 | 0.393 |
| 2 | 12 | STAVELEY | 29.137 | 11 | GAPLES | 52.328 | 10 | COOPER | 55.646 | 2 | 10 | COOPER | 217.188 | 217.288 | 0.100 |
| 3 | 59 | TERRY | 29.208 | 12 | STAVELEY | 52.443 | 2 | BELL | 55.899 | 3 | 210 | DINAN | 217.586 | 217.792 | 0.206 |
| 4 | 91 | BURTON | 29.237 | 210 | DINAN | 52.536 | 91 | BURTON | 55.916 | 4 | 91 | BURTON | 217.758 | 218.065 | 0.307 |
| 5 | 10 | COOPER | 29.278 | 91 | BURTON | 52.605 | 210 | DINAN | 55.920 | 5 | 59 | TERRY | 217.864 | 217.978 | 0.114 |
| 6 | 11 | GAPLES | 29.345 | 119 | QUINLAN | 52.651 | 59 | TERRY | 55.964 | 6 | 11 | GAPLES | 218.097 | 218.123 | 0.026 |
| 7 | 48 | HALL | 29.430 | 59 | TERRY | 52.692 | 48 | HALL | 56.173 | 7 | 2 | BELL | 218.255 | 218.307 | 0.052 |
| 8 | 119 | QUINLAN | 29.435 | 48 | HALL | 52.698 | 119 | QUINLAN | 56.304 | 8 | 48 | HALL | 218.301 | 219.119 | 0.818 |
| 9 | 2 | BELL | 29.544 | 2 | BELL | 52.812 | 11 | GAPLES | 56.424 | 9 | 119 | QUINLAN | 218.390 | 219.204 | 0.814 |

Weather / Track : Sunny / Dry

Results can be found at www.tsl-timing.com

Circuit of the Americas

Circuit Length = 5.513 km

Start: 09:00 Flag 09:51 End: 09:55

Printed - 10:05 Sunday, September 20, 2020

Circuit of the Americas (II)

Pirelli GT4 America Sprint

RACE 3 - BEST SPEEDS

| INTERMEDIATE 1 | | | | INTERMEDIATE 2 | | | FINISH LINE | | |
|----------------|----|------|-----|----------------|----------|-------|-------------|------|-----|
| POS | NO | NAME | KPH | NO | NAME | KPH | NO | NAME | KPH |
| 1 | | | | 11 | GAPLES | 248.2 | | | |
| 2 | | | | 2 | BELL | 247.1 | | | |
| 3 | | | | 48 | HALL | 245.4 | | | |
| 4 | | | | 119 | QUINLAN | 245.4 | | | |
| 5 | | | | 10 | COOPER | 244.3 | | | |
| 6 | | | | 210 | DINAN | 242.1 | | | |
| 7 | | | | 91 | BURTON | 242.1 | | | |
| 8 | | | | 12 | STAVELEY | 241.6 | | | |
| 9 | | | | 59 | TERRY | 237.8 | | | |

Weather / Track : Sunny / Dry

Results can be found at www.tsl-timing.com

Circuit of the Americas
Circuit Length = 5.513 km
Start: 09:00 Flag 09:51 End: 09:55

Printed - 10:05 Sunday, September 20, 2020

Circuit of the Americas (II)

Pirelli GT4 America Sprint

RACE 3 - STATISTICS

Competitors Started 9
Planned Start 2020-09-20 @ 09:00:00.000
Actual Start 2020-09-20 @ 09:00:21.390
Finish Time 2020-09-20 @ 09:51:20.519
Track Length 5.513km
Total Laps 172
Total Distance Covered 948.236km

Session Fastest Lap History

| NO | CL | NAME | LAP TIME | TIME OF DAY | LAP | VEHICLE |
|----|-----|----------------|----------|--------------|-----|------------------|
| 10 | Pro | Michael COOPER | 2:18.014 | 09:04:54.678 | 2 | McLaren 570s GT4 |
| 12 | Pro | Drew STAVELEY | 2:17.878 | 09:04:54.974 | 2 | Ford Mustang GT4 |
| 10 | Pro | Michael COOPER | 2:17.832 | 09:07:12.510 | 3 | McLaren 570s GT4 |
| 12 | Pro | Drew STAVELEY | 2:17.757 | 09:11:48.450 | 5 | Ford Mustang GT4 |
| 10 | Pro | Michael COOPER | 2:17.590 | 09:14:05.781 | 6 | McLaren 570s GT4 |
| 10 | Pro | Michael COOPER | 2:17.499 | 09:25:34.732 | 11 | McLaren 570s GT4 |
| 10 | Pro | Michael COOPER | 2:17.306 | 09:46:47.692 | 19 | McLaren 570s GT4 |
| 10 | Pro | Michael COOPER | 2:17.288 | 09:49:04.980 | 20 | McLaren 570s GT4 |

Session Leader History

| NO | CL | NAME | FROM LAP | LAPS LED | DISTANCE | VEHICLE |
|----|-----|----------------|----------|----------|-----------|------------------|
| 10 | Pro | Michael COOPER | 1 | 21 | 115.48 km | McLaren 570s GT4 |

Flag History

| TYPE | TIME OF DAY |
|--------|--------------|
| GREEN | 09:00:21.390 |
| FCY | 09:32:18.345 |
| SAFETY | 09:32:31.044 |
| GREEN | 09:39:47.988 |
| GREEN | 09:39:47.989 |
| FINISH | 09:51:20.519 |

Flag Statistics

| TYPE | COUNT | TOTAL LAPS | TOTAL TIME |
|------------|-------|------------|------------|
| Green | 3 | 19 | 47:30.305 |
| Red | 0 | 0 | 0.000 |
| Safety Car | 1 | 1 | 7:16.943 |
| FCY | 1 | 1 | 12.699 |

Weather / Track : Sunny / Dry

Circuit of the Americas
Circuit Length = 5.513 km
Start: 09:00 Flag 09:51 End: 09:55

Circuit of the Americas (II)
Pirelli GT4 America Sprint
RACE 3 - STATISTICS

CLASS : Am

7 Starters

Fastest Lap History

| NO | NAME | LAP TIME | TIME OF DAY | LAP | VEHICLE |
|-----|---------------|-----------------|--------------|-----|--------------------------|
| 91 | Jeff BURTON | 2:18.736 | 09:04:56.682 | 2 | Aston Martin Vantage GT4 |
| 210 | Michael DINAN | 2:18.346 | 09:05:00.193 | 2 | Aston Martin Vantage GT4 |
| 91 | Jeff BURTON | 2:18.065 | 09:07:14.747 | 3 | Aston Martin Vantage GT4 |
| 59 | Paul TERRY | 2:17.978 | 09:07:15.869 | 3 | Aston Martin Vantage GT4 |
| 210 | Michael DINAN | 2:17.792 | 09:46:50.872 | 19 | Aston Martin Vantage GT4 |

Leader History

| NO | NAME | FROM LAP | LAPS LED | DISTANCE | VEHICLE |
|-----|---------------|----------|----------|----------|--------------------------|
| 91 | Jeff BURTON | 1 | 4 | 21.76 km | Aston Martin Vantage GT4 |
| 59 | Paul TERRY | 5 | 9 | 49.61 km | Aston Martin Vantage GT4 |
| 210 | Michael DINAN | 14 | 8 | 44.10 km | Aston Martin Vantage GT4 |

Weather / Track : Sunny / Dry

Circuit of the Americas (II)
Pirelli GT4 America Sprint
RACE 3 - STATISTICS

CLASS : Pro

2 Starters

Fastest Lap History

| NO | NAME | LAP TIME | TIME OF DAY | LAP | VEHICLE |
|----|----------------|----------|--------------|-----|------------------|
| 10 | Michael COOPER | 2:18.014 | 09:04:54.678 | 2 | McLaren 570s GT4 |
| 12 | Drew STAVELEY | 2:17.878 | 09:04:54.974 | 2 | Ford Mustang GT4 |
| 10 | Michael COOPER | 2:17.832 | 09:07:12.510 | 3 | McLaren 570s GT4 |
| 12 | Drew STAVELEY | 2:17.757 | 09:11:48.450 | 5 | Ford Mustang GT4 |
| 10 | Michael COOPER | 2:17.590 | 09:14:05.781 | 6 | McLaren 570s GT4 |
| 10 | Michael COOPER | 2:17.499 | 09:25:34.732 | 11 | McLaren 570s GT4 |
| 10 | Michael COOPER | 2:17.306 | 09:46:47.692 | 19 | McLaren 570s GT4 |
| 10 | Michael COOPER | 2:17.288 | 09:49:04.980 | 20 | McLaren 570s GT4 |

Leader History

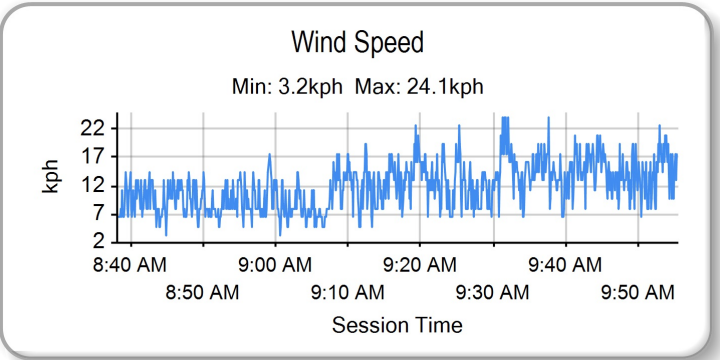
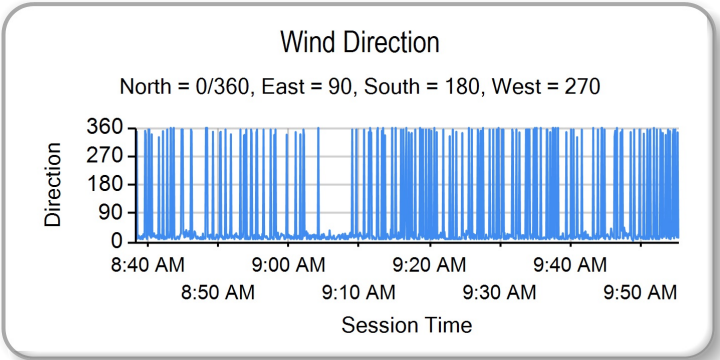
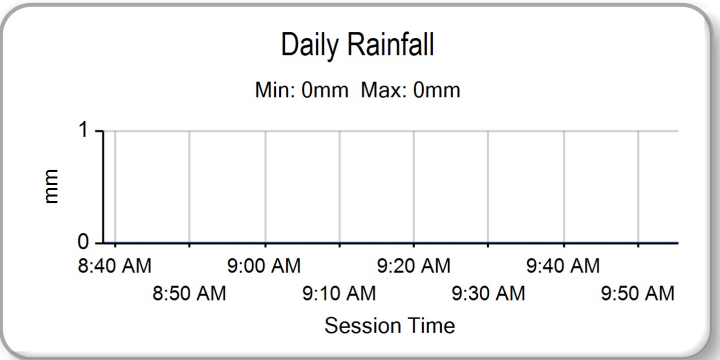
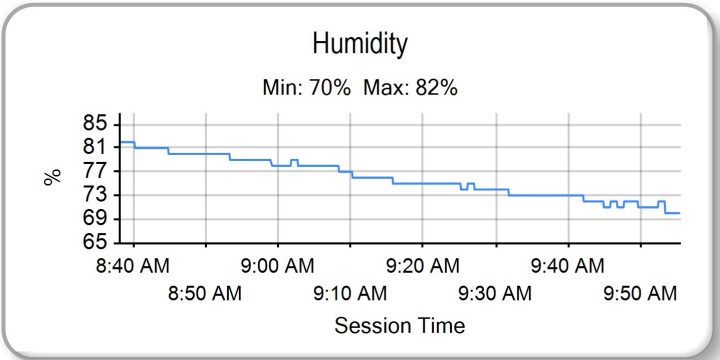
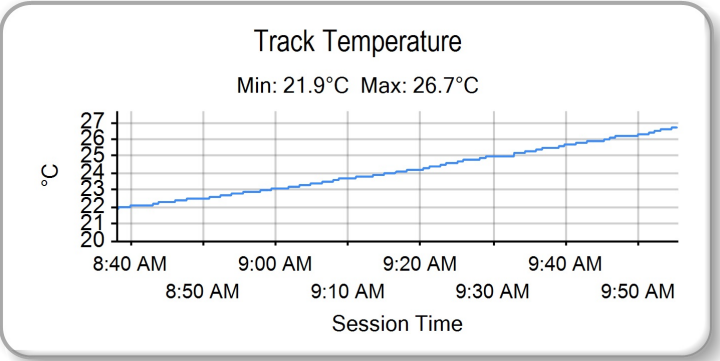
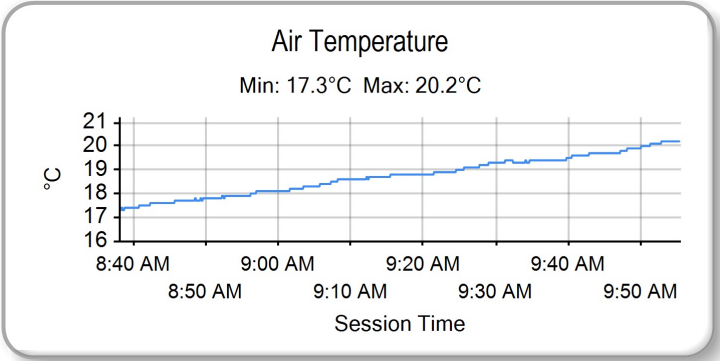
| NO | NAME | FROM LAP | LAPS LED | DISTANCE | VEHICLE |
|----|----------------|----------|----------|-----------|------------------|
| 10 | Michael COOPER | 1 | 21 | 115.48 km | McLaren 570s GT4 |

Weather / Track : Sunny / Dry

Circuit of the Americas (II)

Pirelli GT4 America Sprint

RACE 3 - WEATHER CONDITIONS



Weather / Track : Sunny / Dry

Circuit of the Americas
Circuit Length = 5.513 km
Start: 09:00 Flag 09:51 End: 09:55

Results can be found at www.tsl-timing.com

Printed - 10:06 Sunday, September 20, 2020