



TCR / TCA / TC

Circuit of the Americas

6th – 9th March 2020



Results Provided by Timing Solutions Ltd
www.tsl-timing.com

Circuit of the Americas

TC America - TCR TCA TC

PRACTICE SESSION 1 - CLASSIFICATION



POS	NO	CL	PIC DRIVER / TEAM	CAR	TIME	ON	LAPS	GAP	DIFF	KPH
1	74	TCR	1 Tyler MAXSON (USA) Copeland Motorsports	Hyundai Veloster N TCR	2:20.400	6	13			141.35
2	99	TCR	2 Victor GONZALEZ JR (PRI) VGMCRacing	Honda Civic Type-R	2:21.127	2	3	0.727	0.727	140.63
3	51	TCR	3 Nikko REGER (USA) Copeland Motorsports	Hyundai Veloster N TCR	2:21.147	2	12	0.747	0.020	140.61
4	5	TCR	4 Roy BLOCK (ARG) KMW Motorsports w/ TMR Engineering	Alfa Romeo Giulietta	2:21.420	12	15	1.020	0.273	140.33
5	72	TCR	5 Nate VINCENT (USA) FCP Euro	Volkswagen Golf GTI	2:21.588	9	12	1.188	0.168	140.17
6	17	TCR	6 Scott SMITHSON (USA) DXDT Racing	Honda Civic Type-R	2:22.555	13	13	2.155	0.967	139.22
7	71	TCR	7 Michael HURCZYN (USA) FCP Euro	Volkswagen Golf GTI	2:22.796	2	8	2.396	0.241	138.98
8	04	TCR	8 CJ MOSES (USA) DXDT Racing	Honda Civic Type-R	2:23.837	4	14	3.437	1.041	137.98
9	94	TC	1 Chandler HULL (USA) BimmerWorld	BMW M240iR Cup	2:26.272	4	13	5.872	2.435	135.68
10	26	TC	2 Toby GRAHOVEC (USA) Classic BMW	BMW M240iR Cup	2:26.388	4	10	5.988	0.116	135.57
11	36	TC	3 James CLAY (USA) Bimmerworld	BMW M240iR Cup	2:26.590	10	12	6.190	0.202	135.38
12	31	TC	4 Johan SCHWARTZ (DNK) Hard Motorsport	BMW M240iR Cup	2:26.630	10	12	6.230	0.040	135.35
13	23	TC	5 Joseph FEDERL (USA) TechSport Racing	Nissan 370z	2:26.702	12	13	6.302	0.072	135.28
14	52	TC	6 Tom CAPIZZI (USA) Auto Technic Racing	BMW M240iR Cup	2:26.922	4	13	6.522	0.220	135.08
15	20	TC	7 Rob SLONAKER (USA) Auto Technic Racing	BMW M240iR Cup	2:26.935	4	13	6.535	0.013	135.07
16	48	TC	8 Zane HODGEN (USA) Lone Star Racing	BMW M235iR Cup	2:27.148	13	13	6.748	0.213	134.87
17	11	TC	9 Phil BLOOM (USA) Classic BMW	BMW M240iR Cup	2:27.161	6	10	6.761	0.013	134.86
18	78	TC	10 Jeff RICCA (USA) GenRacer/Ricca Autosport	Hyundai Veloster N TC	2:27.647	5	13	7.247	0.486	134.42
19	21	TC	11 Bruce ROBSON (USA) Auto Technic Racing	BMW M240iR Cup	2:30.023	3	13	9.623	2.376	132.29
20	27	TC	12 John RADER (USA) Classic BMW	BMW M240iR Cup	2:31.255	13	14	10.855	1.232	131.21
21	93	TC	13 Karl HERTEL (USA) Team HMA	Honda Civic Type-R	2:31.530	3	12	11.130	0.275	130.97
22	8	TC	14 Ruben IGLESIAS (PRI) VGMCRacing	Honda Civic Type-R	2:32.823	9	10	12.423	1.293	129.86
23	57	TCA	1 Tyler GONZALEZ (USA) Copeland Motorsports	Hyundai Veloster Turbo	2:32.883	8	12	12.483	0.060	129.81
24	25	TCA	2 PJ GROENKE (CAN) TechSport Racing	Subaru BRZ IS	2:33.913	8	9	13.513	1.030	128.94
25	22	TCA	3 Joey ESSMA (USA) TechSport Racing	Subaru BRZ IS	2:33.967	4	13	13.567	0.054	128.90
26	18	TCA	4 Caleb BACON (USA) CB Motorsports	Hyundai Veloster Turbo	2:34.347	11	12	13.947	0.380	128.58
27	9	TCA	5 Kevin BOEHM (USA) Boehm Racing	Honda Civic Si	2:34.446	7	7	14.046	0.099	128.50
28	24	TCA	6 Damon SURZYSHYN (CAN) TechSport Racing	Subaru BRZ IS	2:34.820	3	11	14.420	0.374	128.19
29	60	TCA	7 Tomas MEJIA (USA) MINI JCW Team	MINI Cooper JCW	2:34.892	11	13	14.492	0.072	128.13
30	59	TCA	8 Juan Diego HERNANDEZ (GTM) VGMCRacing	Honda Civic Si	2:34.944	4	11	14.544	0.052	128.09
31	61	TCA	9 Mark POMBO (USA) MINI JCW Team	MINI Cooper JCW	2:35.148	8	10	14.748	0.204	127.92
32	178	TCA	10 Jonathan NEWCOMBE (USA) VGMCRacing	Honda Civic Si	2:36.187	9	11	15.787	1.039	127.07
33	33	TCA	11 Matt FORBUSH (USA) CB Motorsports	Hyundai Veloster Turbo	2:37.879	10	12	17.479	1.692	125.70
34	07	TCA	12 Jose DASILVA (PRT) Ives Motorsports	Mazda Global MX5 Cup ND.2	2:39.995	2	3	19.595	2.116	124.04

Circuit of the Americas

Circuit Length = 5.513 km

Start: 11:40 Flag 12:15 End: 12:22

Weather / Track : Bright / Dry

These results are provisional until the conclusion of any judicial and technical matters.

Race Director :	Stewards :	Timekeeper :
-----------------	------------	--------------

Results can be found at www.tsl-timing.com

Printed - 12:25 Friday, March 6, 2020



Circuit of the Americas

TCR America - TCR

PRACTICE SESSION 1 - CLASSIFICATION



POS	NO	CL	PIC	DRIVER / TEAM	CAR	TIME	ON	LAPS	GAP	DIFF	KPH
1	74	TCR	1	Tyler MAXSON (USA) Copeland Motorsports	Hyundai Veloster N TCR	2:20.400	6	13			141.35
2	99	TCR	2	Victor GONZALEZ JR (PRI) VGMC Racing	Honda Civic Type-R	2:21.127	2	3	0.727	0.727	140.63
3	51	TCR	3	Nikko REGER (USA) Copeland Motorsports	Hyundai Veloster N TCR	2:21.147	2	12	0.747	0.020	140.61
4	5	TCR	4	Roy BLOCK (ARG) KMW Motorsports w/ TMR Engineering	Alfa Romeo Giulietta	2:21.420	12	15	1.020	0.273	140.33
5	72	TCR	5	Nate VINCENT (USA) FCP Euro	Volkswagen Golf GTI	2:21.588	9	12	1.188	0.168	140.17
6	17	TCR	6	Scott SMITHSON (USA) DXDT Racing	Honda Civic Type-R	2:22.555	13	13	2.155	0.967	139.22
7	71	TCR	7	Michael HURCZYN (USA) FCP Euro	Volkswagen Golf GTI	2:22.796	2	8	2.396	0.241	138.98
8	04	TCR	8	CJ MOSES (USA) DXDT Racing	Honda Civic Type-R	2:23.837	4	14	3.437	1.041	137.98

Weather / Track : Bright / Dry

These results are provisional until the conclusion of any judicial and technical matters.

Circuit of the Americas

Circuit Length = 5.513 km

Start: 11:40 Flag 12:15 End: 12:22

Race Director :	Stewards :	Timekeeper :
-----------------	------------	--------------

Results can be found at www.tsl-timing.com

Printed - 12:33 Friday, March 6, 2020



Circuit of the Americas

TC America - TCA

PRACTICE SESSION 1 - CLASSIFICATION



POS	NO	CL	PIC	DRIVER / TEAM	CAR	TIME	ON	LAPS	GAP	DIFF	KPH
1	57	TCA	1	Tyler GONZALEZ (USA) Copeland Motorsports	Hyundai Veloster Turbo	2:32.883	8	12			129.81
2	25	TCA	2	PJ GROENKE (CAN) TechSport Racing	Subaru BRZ IS	2:33.913	8	9	1.030	1.030	128.94
3	22	TCA	3	Joey ESSMA (USA) TechSport Racing	Subaru BRZ IS	2:33.967	4	13	1.084	0.054	128.90
4	18	TCA	4	Caleb BACON (USA) CB Motorsports	Hyundai Veloster Turbo	2:34.347	11	12	1.464	0.380	128.58
5	9	TCA	5	Kevin BOEHM (USA) Boehm Racing	Honda Civic Si	2:34.446	7	7	1.563	0.099	128.50
6	24	TCA	6	Damon SURZYSHYN (CAN) TechSport Racing	Subaru BRZ IS	2:34.820	3	11	1.937	0.374	128.19
7	60	TCA	7	Tomas MEJIA (USA) MINI JCW Team	MINI Cooper JCW	2:34.892	11	13	2.009	0.072	128.13
8	59	TCA	8	Juan Diego HERNANDEZ (GTM) VGM Racing	Honda Civic Si	2:34.944	4	11	2.061	0.052	128.09
9	61	TCA	9	Mark POMBO (USA) MINI JCW Team	MINI Cooper JCW	2:35.148	8	10	2.265	0.204	127.92
10	178	TCA	10	Jonathan NEWCOMBE (USA) VGM Racing	Honda Civic Si	2:36.187	9	11	3.304	1.039	127.07
11	33	TCA	11	Matt FORBUSH (USA) CB Motorsports	Hyundai Veloster Turbo	2:37.879	10	12	4.996	1.692	125.70
12	07	TCA	12	Jose DASILVA (PRT) Ives Motorsports	Mazda Global MX5 Cup ND.2	2:39.995	2	3	7.112	2.116	124.04

Weather / Track : Bright / Dry

These results are provisional until the conclusion of any judicial and technical matters.

Circuit of the Americas

Circuit Length = 5.513 km

Start: 11:40 Flag 12:15 End: 12:22

Race Director :	Stewards :	Timekeeper :
-----------------	------------	--------------

Results can be found at www.tsl-timing.com

Printed - 12:32 Friday, March 6, 2020



Circuit of the Americas

TC America - TC

PRACTICE SESSION 1 - CLASSIFICATION



POS	NO	CL	PIC DRIVER / TEAM	CAR	TIME	ON	LAPS	GAP	DIFF	KPH
1	94	TC	1 Chandler HULL (USA) BimmerWorld	BMW M240iR Cup	2:26.272	4	13			135.68
2	26	TC	2 Toby GRAHOVEC (USA) Classic BMW	BMW M240iR Cup	2:26.388	4	10	0.116	0.116	135.57
3	36	TC	3 James CLAY (USA) Bimmerworld	BMW M240iR Cup	2:26.590	10	12	0.318	0.202	135.38
4	31	TC	4 Johan SCHWARTZ (DNK) Hard Motorsport	BMW M240iR Cup	2:26.630	10	12	0.358	0.040	135.35
5	23	TC	5 Joseph FEDERL (USA) TechSport Racing	Nissan 370z	2:26.702	12	13	0.430	0.072	135.28
6	52	TC	6 Tom CAPIZZI (USA) Auto Technic Racing	BMW M240iR Cup	2:26.922	4	13	0.650	0.220	135.08
7	20	TC	7 Rob SLONAKER (USA) Auto Technic Racing	BMW M240iR Cup	2:26.935	4	13	0.663	0.013	135.07
8	48	TC	8 Zane HODGEN (USA) Lone Star Racing	BMW M235iR Cup	2:27.148	13	13	0.876	0.213	134.87
9	11	TC	9 Phil BLOOM (USA) Classic BMW	BMW M240iR Cup	2:27.161	6	10	0.889	0.013	134.86
10	78	TC	10 Jeff RICCA (USA) GenRacer/Ricca Autosport	Hyundai Veloster N TC	2:27.647	5	13	1.375	0.486	134.42
11	21	TC	11 Bruce ROBSON (USA) Auto Technic Racing	BMW M240iR Cup	2:30.023	3	13	3.751	2.376	132.29
12	27	TC	12 John RADER (USA) Classic BMW	BMW M240iR Cup	2:31.255	13	14	4.983	1.232	131.21
13	93	TC	13 Karl HERTEL (USA) Team HMA	Honda Civic Type-R	2:31.530	3	12	5.258	0.275	130.97
14	8	TC	14 Ruben IGLESIAS (PRI) VGMC Racing	Honda Civic Type-R	2:32.823	9	10	6.551	1.293	129.86

Weather / Track : Bright / Dry

These results are provisional until the conclusion of any judicial and technical matters.

Circuit of the Americas

Circuit Length = 5.513 km

Start: 11:40 Flag 12:15 End: 12:22

Race Director :	Stewards :	Timekeeper :
-----------------	------------	--------------

Results can be found at www.tsl-timing.com

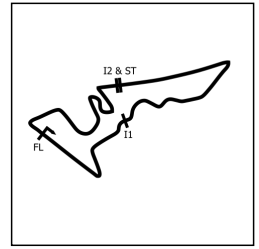
Printed - 12:31 Friday, March 6, 2020



Circuit of the Americas

TC America - TCR TCA TC

PRACTICE SESSION 1 - SECTOR ANALYSIS



SECTOR 1 = FL to I1, SECTOR 2 = I1 to I2, SECTOR 3 = I2 to FL, DIFF = Difference To Personal Best Lap, P = Crossed Finish Line in Pit Lane, D = Time Disallowed

P1		74 TCR		Tyler MAXSON		Hyundai Veloster N TCR - Copeland Motorsports		
IDEAL LAP TIME : 2:19.460		BEST LAP TIME : 2:20.400		DIFFERENCE : 0.940				
LAP	SECTOR 1	SECTOR 2		SECTOR 3	LAP TIME	KPH	DIFF	TIME OF DAY
1 -	OUTLAP	55.932	223.6	56.767				11:42:42.830
2 -	30.472	53.910	228.3	56.817	2:21.199	(3) 140.55	0.799	11:45:04.029
3 -	30.048	52.797	232.2	57.780	2:20.625	(2) 141.13	0.225	11:47:24.654
4 -	30.616	53.174	210.1	57.769	2:21.559	140.20	1.159	11:49:46.213
5 -	31.226	55.054	216.8	57.416	2:23.696	138.11	3.296	11:52:09.909
6 -	30.055	53.121	219.9	57.224	2:20.400	(1) 141.35		11:54:30.309
7 -	30.348	54.172	230.7	57.285	2:21.805	139.95	1.405	11:56:52.114
8 -	30.196	53.622	227.3	57.630	2:21.448	140.31	1.048	11:59:13.562
9 -	30.338	53.700	227.3	57.231	2:21.269	140.48	0.869	12:01:34.831
10 -	30.163	53.697	209.7	58.287	2:22.147	139.62	1.747	12:03:56.978
11 -	30.256	53.264	224.0	58.533	2:22.053	139.71	1.653	12:06:19.031
12 -	29.933	55.002	217.3	58.676	2:23.611	138.19	3.211	12:08:42.642
13 -	29.896	53.466	211.3	IN PIT	2:24.824	P 137.04	4.424	12:11:07.466

P2		99 TCR		Victor GONZALEZ JR		Honda Civic Type-R - VGMC Racing		
IDEAL LAP TIME : 2:20.898		BEST LAP TIME : 2:21.127		DIFFERENCE : 0.229				
LAP	SECTOR 1	SECTOR 2		SECTOR 3	LAP TIME	KPH	DIFF	TIME OF DAY
1 -	OUTLAP	58.366	205.3	59.348				11:42:51.093
2 -	30.635	53.360	230.7	57.132	2:21.127	(1) 140.63		11:45:12.220
3 -	30.406	1:07.607	160.2	IN PIT	2:51.793	P 115.52	30.666	11:48:04.013

P3		51 TCR		Nikko REGER		Hyundai Veloster N TCR - Copeland Motorsports		
IDEAL LAP TIME : 2:20.471		BEST LAP TIME : 2:21.147		DIFFERENCE : 0.676				
LAP	SECTOR 1	SECTOR 2		SECTOR 3	LAP TIME	KPH	DIFF	TIME OF DAY
1 -	OUTLAP	58.163	212.1	59.304				11:42:50.053
2 -	30.468	53.514	231.7	57.165	2:21.147	(1) 140.61		11:45:11.200
3 -	30.933	54.778	232.2	56.685	2:22.396	(3) 139.37	1.249	11:47:33.596
4 -	32.207	54.212	225.0	IN PIT	2:30.884	P 131.53	9.737	11:50:04.480
5 -	OUTLAP	53.978	230.7	56.554	5:20.062	62.00	2:58.915	11:55:24.542
6 -	30.623	54.145	231.2	57.479	2:22.247	(2) 139.52	1.100	11:57:46.789
7 -	31.199	54.306	233.2	58.071	2:23.576	138.23	2.429	12:00:10.365
8 -	31.984	54.366	234.2	57.974	2:24.324	137.51	3.177	12:02:34.689
9 -	31.293	54.440	232.7	57.208	2:22.941	138.84	1.794	12:04:57.630
10 -	30.403	54.684	235.2	57.995	2:23.082	138.70	1.935	12:07:20.712
11 -	30.572	54.877	235.8	58.242	2:23.691	138.12	2.544	12:09:44.403
12 -	31.139	54.814	228.8	IN PIT	2:31.342	P 131.13	10.195	12:12:15.745

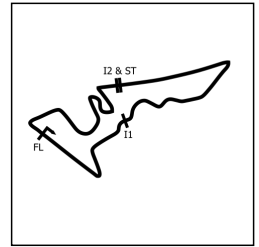
Weather / Track : Bright / Dry

Circuit of the Americas
 Circuit Length = 5.513 km
 Start: 11:40 Flag 12:15 End: 12:22

Circuit of the Americas

TC America - TCR TCA TC

PRACTICE SESSION 1 - SECTOR ANALYSIS



SECTOR 1 = FL to I1, SECTOR 2 = I1 to I2, SECTOR 3 = I2 to FL, DIFF = Difference To Personal Best Lap, P = Crossed Finish Line in Pit Lane, D = Time Disallowed

P4		5 TCR		Roy BLOCK		Alfa Romeo Giulietta - KMW Motorsports w/TMR Engineering		
IDEAL LAP TIME : 2:20.737		BEST LAP TIME : 2:21.420		DIFFERENCE : 0.683				
LAP	SECTOR 1	SECTOR 2	SECTOR 3	LAP TIME	KPH	DIFF	TIME OF DAY	
1 -	OUTLAP	1:00.747	225.4	1:03.085			11:43:05.103	
2 -	32.492	57.040	227.8	58.783	2:28.315	133.81	6.895 11:45:33.418	
3 -	31.832	54.812	228.8	57.612	2:24.256	137.58	2.836 11:47:57.674	
4 -	30.639	54.256	226.4	56.998	2:21.893	139.87	0.473 11:50:19.567	
5 -	30.979	53.819	229.2	56.992	2:21.790	139.97	0.370 11:52:41.357	
6 -	31.312	53.620	229.2	56.650	2:21.582 (2)	140.17	0.162 11:55:02.939	
7 -	30.741	54.394	227.8	57.140	2:22.275	139.49	0.855 11:57:25.214	
8 -	30.474	54.341	230.7	57.873	2:22.688	139.09	1.268 11:59:47.902	
9 -	30.752	54.081	228.3	57.224	2:22.057	139.71	0.637 12:02:09.959	
10 -	30.804	54.450	225.9	56.984	2:22.238	139.53	0.818 12:04:32.197	
11 -	30.734	53.613	228.3	58.405	2:22.752	139.02	1.332 12:06:54.949	
12 -	30.519	53.932	231.7	56.969	2:21.420 (1)	140.33	12:09:16.369	
13 -	30.705	54.463	229.2	57.041	2:22.209	139.56	0.789 12:11:38.578	
14 -	30.660	54.088	230.2	56.950	2:21.698 (3)	140.06	0.278 12:14:00.276	
15 -	30.871	54.031	232.2	57.324	2:22.226	139.54	0.806 12:16:22.502	

P5		72 TCR		Nate VINCENT		Volkswagen GolfGTI - FCP Euro		
IDEAL LAP TIME : 2:21.105		BEST LAP TIME : 2:21.588		DIFFERENCE : 0.483				
LAP	SECTOR 1	SECTOR 2	SECTOR 3	LAP TIME	KPH	DIFF	TIME OF DAY	
1 -				IN PIT		P	11:40:34.379	
2 -	OUTLAP	59.766	171.7	1:08.588	4:32.406	72.85	2:10.818 11:45:06.785	
3 -	30.990	54.464	230.7	56.994	2:22.448	139.32	0.860 11:47:29.233	
4 -	30.572	53.850	231.2	57.269	2:21.691 (2)	140.07	0.103 11:49:50.924	
5 -	30.765	54.187	229.7	58.367	2:23.319	138.47	1.731 11:52:14.243	
6 -	30.857	54.325	230.2	IN PIT	2:29.398	P 132.84	7.810 11:54:43.641	
7 -	OUTLAP	56.566	234.2	57.685	8:49.677	37.46	6:28.089 12:03:33.318	
8 -	30.760	54.837	225.4	59.383	2:24.980	136.89	3.392 12:05:58.298	
9 -	30.602	53.811	233.2	57.175	2:21.588 (1)	140.17	12:08:19.886	
10 -	30.300	54.024	232.2	58.160	2:22.484	139.29	0.896 12:10:42.370	
11 -	30.575	54.050	232.7	57.477	2:22.102 (3)	139.66	0.514 12:13:04.472	
12 -	30.512	54.846	233.7	IN PIT	2:27.452	P 134.59	5.864 12:15:31.924	

P6		17 TCR		Scott SMITHSON		Honda Civic Type-R - DXDT Racing		
IDEAL LAP TIME : 2:21.800		BEST LAP TIME : 2:22.555		DIFFERENCE : 0.755				
LAP	SECTOR 1	SECTOR 2	SECTOR 3	LAP TIME	KPH	DIFF	TIME OF DAY	
1 -	OUTLAP	1:11.184	190.1	1:05.939			11:43:21.874	
2 -	33.031	56.792	224.0	59.386	2:29.209	133.01	6.654 11:45:51.083	
3 -	31.795	54.879	225.0	58.646	2:25.320	136.57	2.765 11:48:16.403	
4 -	32.430	56.894	229.7	57.615	2:26.939	135.06	4.384 11:50:43.342	
5 -	31.419	54.914	228.3	58.151	2:24.484	137.36	1.929 11:53:07.826	
6 -	31.836	55.025	230.7	57.097	2:23.958	137.86	1.403 11:55:31.784	
7 -	30.955	55.423	230.2	58.866	2:25.244	136.64	2.689 11:57:57.028	
8 -	31.698	54.751	227.8	IN PIT	2:30.970	P 131.46	8.415 12:00:27.998	
9 -	OUTLAP	55.667	205.7	1:00.077	5:06.846	64.68	2:44.291 12:05:34.844	
10 -	31.305	55.025	229.7	57.920	2:24.250	137.58	1.695 12:07:59.094	
11 -	31.149	54.184	228.3	57.764	2:23.097 (2)	138.69	0.542 12:10:22.191	
12 -	30.792	54.040	231.7	58.405	2:23.237 (3)	138.55	0.682 12:12:45.428	
13 -	30.854	53.911	232.2	57.790	2:22.555 (1)	139.22	12:15:07.983	

Weather / Track : Bright / Dry

Circuit of the Americas

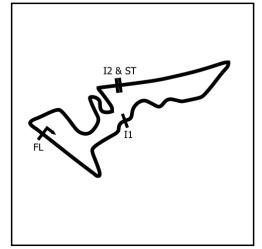
Circuit Length = 5.513 km

Start: 11:40 Flag 12:15 End: 12:22

Circuit of the Americas

TC America - TCR TCA TC

PRACTICE SESSION 1 - SECTOR ANALYSIS



SECTOR 1 = FL to I1, SECTOR 2 = I1 to I2, SECTOR 3 = I2 to FL, DIFF = Difference To Personal Best Lap, P = Crossed Finish Line in Pit Lane, D = Time Disallowed

P7 71 TCR Michael HURCZYN		Volkswagen Golf GTI - FCP Euro					
IDEAL LAP TIME : 2:22.514		BEST LAP TIME : 2:22.796		DIFFERENCE : 0.282			
LAP	SECTOR 1	SECTOR 2	SECTOR 3	LAP TIME	KPH	DIFF	TIME OF DAY
1 -	OUTLAP	56.688	217.3	59.461			11:42:36.859
2 -	30.549	54.146	229.7	58.101	2:22.796 (1)	138.98	11:44:59.655
3 -	30.744	54.738	225.4	57.898	2:23.380 (3)	138.42	0.584 11:47:23.035
4 -	30.586	54.483	230.7	57.819	2:22.888 (2)	138.89	0.092 11:49:45.923
5 -	31.280	55.110	233.2	58.949	2:25.339	136.55	2.543 11:52:11.262
6 -	30.809	54.648	231.7	IN PIT	2:29.653 P	132.61	6.857 11:54:40.915
7 -	OUTLAP	54.560	228.8	58.474	11:59.770	27.57	9:36.974 12:06:40.685
8 -	31.370	54.338	231.2	IN PIT	2:29.105 P	133.10	6.309 12:09:09.790

P8 04 TCR CJ MOSES		Honda Civic Type-R - DXDT Racing					
IDEAL LAP TIME : 2:23.638		BEST LAP TIME : 2:23.837		DIFFERENCE : 0.199			
LAP	SECTOR 1	SECTOR 2	SECTOR 3	LAP TIME	KPH	DIFF	TIME OF DAY
1 -	OUTLAP	1:01.462	214.2	1:04.148			11:42:58.710
2 -	32.649	56.314	213.4	59.770	2:28.733	133.43	4.896 11:45:27.443
3 -	31.554	54.570	228.8	58.225	2:24.349 (2)	137.49	0.512 11:47:51.792
4 -	31.373	54.697	227.3	57.767	2:23.837 (1)	137.98	11:50:15.629
5 -	31.602	54.989	228.3	58.766	2:25.357	136.53	1.520 11:52:40.986
6 -	32.565	54.900	228.3	59.049	2:26.514	135.46	2.677 11:55:07.500
7 -	31.616	55.556	229.2	IN PIT	2:36.068 P	127.16	12.231 11:57:43.568
8 -	OUTLAP	55.872	227.3	59.584	4:15.400	77.70	1:51.563 12:01:58.968
9 -	31.717	54.700	228.8	59.073	2:25.490	136.41	1.653 12:04:24.458
10 -	31.825	55.141	229.2	58.299	2:25.265	136.62	1.428 12:06:49.723
11 -	31.688	54.744	230.2	58.088	2:24.520 (3)	137.32	0.683 12:09:14.243
12 -	31.707	56.317	229.7	57.974	2:25.998	135.93	2.161 12:11:40.241
13 -	31.439	54.695	229.2	59.067	2:25.201	136.68	1.364 12:14:05.442
14 -	31.346	54.525	230.2	59.053	2:24.924	136.94	1.087 12:16:30.366

P9 94 TC Chandler HULL		BMW M240R Cup - BimmerWorld					
IDEAL LAP TIME : 2:26.030		BEST LAP TIME : 2:26.272		DIFFERENCE : 0.242			
LAP	SECTOR 1	SECTOR 2	SECTOR 3	LAP TIME	KPH	DIFF	TIME OF DAY
1 -	OUTLAP	1:02.691	213.0	1:03.877			11:42:56.299
2 -	33.479	58.460	205.7	1:04.716	2:36.655	126.69	10.383 11:45:32.954
3 -	33.180	56.730	221.3	58.985	2:28.895	133.29	2.623 11:48:01.849
4 -	31.876	55.950	220.8	58.446	2:26.272 (1)	135.68	11:50:28.121
5 -	31.800	55.784	223.1	58.801	2:26.385 (2)	135.57	0.113 11:52:54.506
6 -	31.892	56.391	217.7	IN PIT	2:32.911 P	129.79	6.639 11:55:27.417
7 -	OUTLAP	56.745	218.6	58.888	4:10.943	79.08	1:44.671 11:59:38.360
8 -	31.902	55.940	217.7	IN PIT	2:32.574 P	130.07	6.302 12:02:10.934
9 -	OUTLAP	56.962	219.0	1:00.922	2:54.999	113.41	28.727 12:05:05.933
10 -	32.056	56.286	218.6	58.584	2:26.926	135.08	0.654 12:07:32.859
11 -	31.827	56.164	219.0	58.678	2:26.669 (3)	135.31	0.397 12:09:59.528
12 -	32.572	56.742	222.6	59.015	2:28.329	133.80	2.057 12:12:27.857
13 -	31.947	56.615	219.5	IN PIT	2:34.571 P	128.39	8.299 12:15:02.428

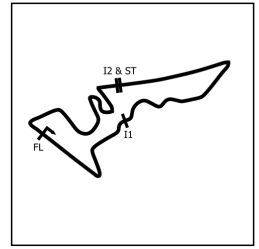
Weather / Track : Bright / Dry

Circuit of the Americas
 Circuit Length = 5.513 km
 Start: 11:40 Flag 12:15 End: 12:22

Circuit of the Americas

TC America - TCR TCA TC

PRACTICE SESSION 1 - SECTOR ANALYSIS



SECTOR 1 = FL to I1, SECTOR 2 = I1 to I2, SECTOR 3 = I2 to FL, DIFF = Difference To Personal Best Lap, P = Crossed Finish Line in Pit Lane, D = Time Disallowed

P10 26 TC		Toby GRAHOVEC			BMW M240R Cup - Classic BMW			
IDEAL LAP TIME : 2:26.182		BEST LAP TIME : 2:26.388		DIFFERENCE : 0.206				
LAP	SECTOR 1	SECTOR 2		SECTOR 3	LAP TIME	KPH	DIFF	TIME OF DAY
1 -				IN PIT				11:40:28.710
2 -	OUTLAP	1:08.239	130.5	1:03.972	3:33.468	92.97	1:07.080	11:44:02.178
3 -	32.392	56.139	216.8	58.801	2:27.332	134.70	0.944	11:46:29.510
4 -	32.020	55.889	218.6	58.479	2:26.388 (1)	135.57		11:48:55.898
5 -	32.233	55.774	218.1	58.450	2:26.457 (3)	135.51	0.069	11:51:22.355
6 -	31.981	55.827	217.3	58.626	2:26.434 (2)	135.53	0.046	11:53:48.789
7 -	32.079	56.001	217.7	IN PIT	2:32.024	P 130.55	5.636	11:56:20.813
8 -	OUTLAP	1:03.463	204.5	1:00.394	9:13.018	35.88	6:46.630	12:05:33.831
9 -	32.891	56.647	219.0	58.883	2:28.421	133.71	2.033	12:08:02.252
10 -	31.958	56.659	217.3	IN PIT	2:33.612	P 129.20	7.224	12:10:35.864

P11 36 TC		James CLAY			BMW M240R Cup - Bimmerworld			
IDEAL LAP TIME : 2:26.057		BEST LAP TIME : 2:26.590		DIFFERENCE : 0.533				
LAP	SECTOR 1	SECTOR 2		SECTOR 3	LAP TIME	KPH	DIFF	TIME OF DAY
1 -	OUTLAP	1:02.200	199.2	1:06.061				11:42:55.939
2 -	33.497	58.314	208.8	1:04.546	2:36.357	126.93	9.767	11:45:32.296
3 -	33.409	56.461	218.6	58.674	2:28.544	133.60	1.954	11:48:00.840
4 -	31.905	56.152	218.1	58.612	2:26.669 (2)	135.31	0.079	11:50:27.509
5 -	31.916	56.116	218.6	IN PIT	2:33.983	P 128.88	7.393	11:53:01.492
6 -	OUTLAP	57.052	211.7	59.439	6:24.958	51.55	3:58.368	11:59:26.450
7 -	31.863	56.247	217.7	58.995	2:27.105	134.91	0.515	12:01:53.555
8 -	31.829	56.233	219.0	IN PIT	2:32.799	P 129.88	6.209	12:04:26.354
9 -	OUTLAP	56.029	221.7	58.659	4:03.939	81.35	1:37.349	12:08:30.293
10 -	31.676	56.004	222.6	58.910	2:26.590 (1)	135.38		12:10:56.883
11 -	31.808	55.863	224.5	59.108	2:26.779 (3)	135.21	0.189	12:13:23.662
12 -	31.874	55.769	225.9	IN PIT	2:38.743	P 125.02	12.153	12:16:02.405

P12 31 TC		Johan SCHWARTZ			BMW M240R Cup - Hard Motorsport			
IDEAL LAP TIME : 2:25.790		BEST LAP TIME : 2:26.630		DIFFERENCE : 0.840				
LAP	SECTOR 1	SECTOR 2		SECTOR 3	LAP TIME	KPH	DIFF	TIME OF DAY
1 -	OUTLAP	59.635	208.8	59.897				11:43:07.887
2 -	31.953	56.800	219.0	1:01.148	2:29.901	132.39	3.271	11:45:37.788
3 -	31.936	56.160	219.5	58.636	2:26.732 (2)	135.25	0.102	11:48:04.520
4 -	31.682	56.379	220.4	IN PIT	2:31.451	P 131.04	4.821	11:50:35.971
5 -	OUTLAP	56.435	220.4	58.355	4:52.211	67.91	2:25.581	11:55:28.182
6 -	31.818	56.466	225.9	59.072	2:27.356	134.68	0.726	11:57:55.538
7 -	31.671	56.172	219.0	59.311	2:27.154 (3)	134.87	0.524	12:00:22.692
8 -	31.793	55.796	220.4	IN PIT	2:37.386	P 126.10	10.756	12:03:00.078
9 -	OUTLAP	56.092	220.8	58.517	5:27.915	60.52	3:01.285	12:08:27.993
10 -	31.639	56.324	219.9	58.667	2:26.630 (1)	135.35		12:10:54.623
11 -	31.720	55.971	222.2	1:00.194	2:27.885	134.20	1.255	12:13:22.508
12 -	31.922	55.813	221.3	IN PIT	2:37.946	P 125.65	11.316	12:16:00.454

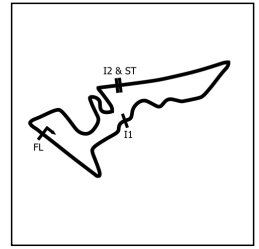
Weather / Track : Bright / Dry

Circuit of the Americas
 Circuit Length = 5.513 km
 Start: 11:40 Flag 12:15 End: 12:22

Circuit of the Americas

TC America - TCR TCA TC

PRACTICE SESSION 1 - SECTOR ANALYSIS



SECTOR 1 = FL to I1, SECTOR 2 = I1 to I2, SECTOR 3 = I2 to FL, DIFF = Difference To Personal Best Lap, P = Crossed Finish Line in Pit Lane, D = Time Disallowed

P13 23 TC		Joseph FEDERL			Nissan 370z - TechSportRacing		
IDEAL LAP TIME : 2:26.372		BEST LAP TIME : 2:26.702		DIFFERENCE : 0.330			
LAP	SECTOR 1	SECTOR 2	SECTOR 3	LAP TIME	KPH	DIFF	TIME OF DAY
1 -	OUTLAP	59.234	201.4	59.904			11:43:08.538
2 -	32.095	56.427	221.7	1:01.411	2:29.933	132.37	3.231 11:45:38.471
3 -	32.466	56.059	223.6	59.027	2:27.552	134.50	0.850 11:48:06.023
4 -	32.444	55.761	221.7	59.205	2:27.410	134.63	0.708 11:50:33.433
5 -	31.713	55.952	220.8	59.181	2:26.846 (2)	135.15	0.144 11:53:00.279
6 -	31.811	56.140	223.6	59.271	2:27.222 (3)	134.80	0.520 11:55:27.501
7 -	32.189	56.350	223.6	IN PIT	2:37.522 P	125.99	10.820 11:58:05.023
8 -	OUTLAP	56.431	218.1	59.303	5:26.743	60.74	3:00.041 12:03:31.766
9 -	31.963	56.253	221.3	59.510	2:27.726	134.34	1.024 12:05:59.492
10 -	31.710	56.555	216.8	59.547	2:27.812	134.27	1.110 12:08:27.304
11 -	31.834	57.428	224.0	59.439	2:28.701	133.46	1.999 12:10:56.005
12 -	31.722	55.806	224.5	59.174	2:26.702 (1)	135.28	12:13:22.707
13 -	32.129	55.635	225.0	IN PIT	2:43.139 P	121.65	16.437 12:16:05.846

P14 52 TC		Tom CAPIZZI			BMW M240R Cup - Auto Technic Racing		
IDEAL LAP TIME : 2:26.435		BEST LAP TIME : 2:26.922		DIFFERENCE : 0.487			
LAP	SECTOR 1	SECTOR 2	SECTOR 3	LAP TIME	KPH	DIFF	TIME OF DAY
1 -	OUTLAP	1:02.897	214.2	1:01.378			11:43:14.538
2 -	32.082	56.223	217.7	59.336	2:27.641	134.42	0.719 11:45:42.179
3 -	32.076	56.690	217.3	1:02.113	2:30.879	131.54	3.957 11:48:13.058
4 -	32.200	55.915	218.1	58.807	2:26.922 (1)	135.08	11:50:39.980
5 -	31.793	55.950	218.6	59.329	2:27.072 (3)	134.94	0.150 11:53:07.052
6 -	33.051	56.436	219.5	59.075	2:28.562	133.59	1.640 11:55:35.614
7 -	31.941	55.862	219.0	1:00.346	2:28.149	133.96	1.227 11:58:03.763
8 -	31.967	56.147	218.1	IN PIT	2:38.933 P	124.87	12.011 12:00:42.696
9 -	OUTLAP	56.434	218.1	1:00.392	5:37.447	58.81	3:10.525 12:06:20.143
10 -	31.883	56.236	219.5	59.230	2:27.349	134.69	0.427 12:08:47.492
11 -	32.026	57.934	224.5	1:00.941	2:30.901	131.52	3.979 12:11:18.393
12 -	32.035	56.103	219.5	59.288	2:27.426	134.62	0.504 12:13:45.819
13 -	31.766	56.038	221.3	59.156	2:26.960 (2)	135.04	0.038 12:16:12.779

P15 20 TC		Rob SLONAKER			BMW M240R Cup - Auto Technic Racing		
IDEAL LAP TIME : 2:26.935		BEST LAP TIME : 2:26.935		DIFFERENCE : 0.000			
LAP	SECTOR 1	SECTOR 2	SECTOR 3	LAP TIME	KPH	DIFF	TIME OF DAY
1 -	OUTLAP	1:01.681	181.5	1:05.419			11:43:22.319
2 -	33.545	58.025	204.1	1:01.288	2:32.858	129.83	5.923 11:45:55.177
3 -	32.199	56.631	219.0	59.181	2:28.011	134.09	1.076 11:48:23.188
4 -	31.659	56.312	219.5	58.964	2:26.935 (1)	135.07	11:50:50.123
5 -	32.811	58.077	224.0	IN PIT	2:36.493 P	126.82	9.558 11:53:26.616
6 -	OUTLAP	56.390	219.5	59.344	3:53.590	84.96	1:26.655 11:57:20.206
7 -	32.361	56.710	219.9	1:00.495	2:29.566	132.69	2.631 11:59:49.772
8 -	32.147	57.356	217.7	1:00.122	2:29.625	132.64	2.690 12:02:19.397
9 -	33.718	57.864	219.9	IN PIT	2:40.425 P	123.71	13.490 12:04:59.822
10 -	OUTLAP	56.877	219.5	59.133	4:38.156	71.35	2:11.221 12:09:37.978
11 -	31.999	56.680	222.2	59.289	2:27.968 (3)	134.12	1.033 12:12:05.946
12 -	31.873	56.638	219.9	59.098	2:27.609 (2)	134.45	0.674 12:14:33.555
13 -	32.063	56.630	220.4	IN PIT	2:36.407 P	126.89	9.472 12:17:09.962

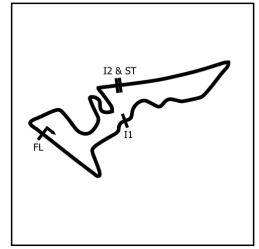
Weather / Track : Bright / Dry

Circuit of the Americas
 Circuit Length = 5.513 km
 Start: 11:40 Flag 12:15 End: 12:22

Circuit of the Americas

TC America - TCR TCA TC

PRACTICE SESSION 1 - SECTOR ANALYSIS



SECTOR 1 = FL to I1, SECTOR 2 = I1 to I2, SECTOR 3 = I2 to FL, DIFF = Difference To Personal Best Lap, P = Crossed Finish Line in Pit Lane, D = Time Disallowed

P16 48 TC		Zane HODGEN			BMW M235iR Cup - Lone Star Racing		
IDEAL LAP TIME : 2:27.148		BEST LAP TIME : 2:27.148		DIFFERENCE : 0.000			
LAP	SECTOR 1	SECTOR 2	SECTOR 3	LAP TIME	KPH	DIFF	TIME OF DAY
1 -	OUTLAP	1:02.515	155.6	1:04.496			11:44:11.532
2 -	33.250	57.228	195.2	1:01.052	2:31.530	130.97	4.382 11:46:43.062
3 -	32.870	56.982	216.4	59.556	2:29.408	132.83	2.260 11:49:12.470
4 -	32.880	56.562	216.4	58.784	2:28.226 (3)	133.89	1.078 11:51:40.696
5 -	32.583	57.064	216.8	58.817	2:28.464	133.68	1.316 11:54:09.160
6 -	32.360	56.565	217.3	59.317	2:28.242	133.88	1.094 11:56:37.402
7 -	32.773	56.723	217.7	IN PIT	2:36.689 P	126.66	9.541 11:59:14.091
8 -	OUTLAP	57.046	217.7	59.613	4:29.926	73.52	2:02.778 12:03:44.017
9 -	32.831	56.518	218.1	59.737	2:29.086	133.12	1.938 12:06:13.103
10 -	33.205	58.638	214.2	1:00.720	2:32.563	130.08	5.415 12:08:45.666
11 -	32.467	58.008	217.3	59.921	2:30.396	131.96	3.248 12:11:16.062
12 -	32.253	56.469	218.1	58.838	2:27.560 (2)	134.49	0.412 12:13:43.622
13 -	31.957	56.408	218.6	58.783	2:27.148 (1)	134.87	12:16:10.770

P17 11 TC		Phil BLOOM			BMW M240iR Cup - Classic BMW		
IDEAL LAP TIME : 2:27.048		BEST LAP TIME : 2:27.161		DIFFERENCE : 0.113			
LAP	SECTOR 1	SECTOR 2	SECTOR 3	LAP TIME	KPH	DIFF	TIME OF DAY
1 -	OUTLAP	1:01.246	204.9	1:04.878			11:43:02.438
2 -	33.910	1:06.613	193.8	1:00.444	2:40.967	123.29	13.806 11:45:43.405
3 -	32.273	56.440	219.5	1:07.853	2:36.566	126.76	9.405 11:48:19.971
4 -	32.197	56.700	216.4	59.905	2:28.802 (3)	133.37	1.641 11:50:48.773
5 -	33.035	56.984	215.1	59.096	2:29.115	133.09	1.954 11:53:17.888
6 -	32.142	56.363	215.1	58.656	2:27.161 (1)	134.86	11:55:45.049
7 -	32.253	56.899	216.4	IN PIT	2:33.859 P	128.99	6.698 11:58:18.908
8 -	OUTLAP	1:03.469	204.9	1:00.596	7:15.496	45.57	4:48.335 12:05:34.404
9 -	32.741	56.954	219.9	58.543	2:28.238 (2)	133.88	1.077 12:08:02.642
10 -	32.416	56.850	219.5	IN PIT	2:35.445 P	127.67	8.284 12:10:38.087

P18 78 TC		Jeff RICCA			Hyundai Veloster N TC - GenRacer/Ricca Autosport		
IDEAL LAP TIME : 2:26.946		BEST LAP TIME : 2:27.647		DIFFERENCE : 0.701			
LAP	SECTOR 1	SECTOR 2	SECTOR 3	LAP TIME	KPH	DIFF	TIME OF DAY
1 -	OUTLAP	58.407	212.5	59.363			11:42:40.450
2 -	32.268	57.300	213.4	59.317	2:28.885	133.30	1.238 11:45:09.335
3 -	32.428	56.761	218.1	59.115	2:28.304	133.82	0.657 11:47:37.639
4 -	32.287	56.967	212.5	59.305	2:28.559	133.59	0.912 11:50:06.198
5 -	31.995	56.401	219.5	59.251	2:27.647 (1)	134.42	11:52:33.845
6 -	32.166	57.460	217.7	IN PIT	2:38.384 P	125.30	10.737 11:55:12.229
7 -	OUTLAP	56.310	219.9	59.169	5:13.434	63.32	2:45.787 12:00:25.663
8 -	31.696	56.245	220.4	59.773	2:27.714 (2)	134.35	0.067 12:02:53.377
9 -	32.633	56.135	221.7	59.975	2:28.743	133.43	1.096 12:05:22.120
10 -	31.752	56.501	219.9	IN PIT	2:35.648 P	127.51	8.001 12:07:57.768
11 -	OUTLAP	56.351	221.7	1:00.075	4:10.430	79.25	1:42.783 12:12:08.198
12 -	32.016	56.375	222.2	59.825	2:28.216 (3)	133.90	0.569 12:14:36.414
13 -	32.015	56.698	222.2	IN PIT	2:37.169 P	126.27	9.522 12:17:13.583

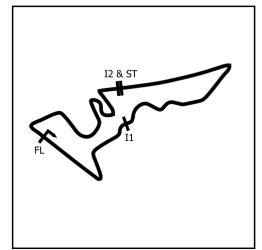
Weather / Track : Bright / Dry

Circuit of the Americas
 Circuit Length = 5.513 km
 Start: 11:40 Flag 12:15 End: 12:22

Circuit of the Americas

TC America - TCR TCA TC

PRACTICE SESSION 1 - SECTOR ANALYSIS



SECTOR 1 = FL to I1, SECTOR 2 = I1 to I2, SECTOR 3 = I2 to FL, DIFF = Difference To Personal Best Lap, P = Crossed Finish Line in Pit Lane, D = Time Disallowed

P19		21 TC		Bruce ROBSON		BMW M240R Cup - Auto Technic Racing		
IDEAL LAP TIME : 2:29.107		BEST LAP TIME : 2:30.023		DIFFERENCE : 0.916				
LAP	SECTOR 1	SECTOR 2	SECTOR 3	LAP TIME	KPH	DIFF	TIME OF DAY	
1 -	OUTLAP	1:01.582	183.3	1:04.802			11:43:22.899	
2 -	33.577	58.647	216.8	1:00.993	2:33.217	129.53	3.194	11:45:56.116
3 -	32.420	57.831	218.6	59.772	2:30.023 (1)	132.29		11:48:26.139
4 -	32.326	57.461	216.8	1:01.139	2:30.926	131.50	0.903	11:50:57.065
5 -	32.608	57.585	217.3	1:00.689	2:30.882	131.53	0.859	11:53:27.947
6 -	32.845	57.591	217.3	1:00.244	2:30.680	131.71	0.657	11:55:58.627
7 -	32.444	57.713	206.8	1:18.720	2:48.877	117.52	18.854	11:58:47.504
8 -	37.259	57.032	214.2	IN PIT	2:39.604	P 124.35	9.581	12:01:27.108
9 -	OUTLAP	57.440	217.7	1:00.553	4:16.923	77.24	1:46.900	12:05:44.031
10 -	32.499	57.241	217.3	1:00.826	2:30.566	131.81	0.543	12:08:14.597
11 -	32.303	57.817	219.0	1:00.762	2:30.882	131.53	0.859	12:10:45.479
12 -	32.700	57.327	218.1	1:00.387	2:30.414	(3) 131.94	0.391	12:13:15.893
13 -	32.335	57.210	218.6	1:00.566	2:30.111	(2) 132.21	0.088	12:15:46.004

P20		27 TC		John RADER		BMW M240R Cup - Classic BMW		
IDEAL LAP TIME : 2:29.969		BEST LAP TIME : 2:31.255		DIFFERENCE : 1.286				
LAP	SECTOR 1	SECTOR 2	SECTOR 3	LAP TIME	KPH	DIFF	TIME OF DAY	
1 -	OUTLAP	1:07.247	180.9	1:06.724			11:43:01.361	
2 -	33.835	59.282	211.3	1:03.864	2:36.981	126.42	5.726	11:45:38.342
3 -	34.107	57.729	217.3	1:02.710	2:34.546	128.42	3.291	11:48:12.888
4 -	33.794	59.001	213.0	1:02.508	2:35.303	127.79	4.048	11:50:48.191
5 -	34.330	58.337	217.3	1:02.147	2:34.814	128.19	3.559	11:53:23.005
6 -	33.352	58.132	203.7	1:03.143	2:34.627	128.35	3.372	11:55:57.632
7 -	33.009	57.843	217.7	1:02.051	2:32.903	129.79	1.648	11:58:30.535
8 -	33.828	58.600	215.5	1:02.222	2:34.650	128.33	3.395	12:01:05.185
9 -	33.568	58.708	219.5	1:01.173	2:33.449	129.33	2.194	12:03:38.634
10 -	33.782	58.057	216.4	1:01.780	2:33.619	129.19	2.364	12:06:12.253
11 -	33.585	58.856	219.9	1:02.093	2:34.534	128.42	3.279	12:08:46.787
12 -	32.459	58.013	217.7	1:01.197	2:31.669	(2) 130.85	0.414	12:11:18.456
13 -	33.015	58.459	218.6	59.781	2:31.255 (1)	131.21		12:13:49.711
14 -	33.279	58.328	219.0	1:00.560	2:32.167	(3) 130.42	0.912	12:16:21.878

P21		93 TC		Karl HERTEL		Honda Civic Type-R - Team HVA		
IDEAL LAP TIME : 2:30.440		BEST LAP TIME : 2:31.530		DIFFERENCE : 1.090				
LAP	SECTOR 1	SECTOR 2	SECTOR 3	LAP TIME	KPH	DIFF	TIME OF DAY	
1 -	OUTLAP	1:00.477	217.3	1:01.672			11:43:33.655	
2 -	33.107	57.800	216.8	1:00.797	2:31.704	(2) 130.82	0.174	11:46:05.359
3 -	33.110	57.911	217.3	1:00.509	2:31.530 (1)	130.97		11:48:36.889
4 -	33.546	59.742	204.5	IN PIT	2:39.832	P 124.17	8.302	11:51:16.721
5 -	OUTLAP	57.451	218.1	1:00.470	4:49.183	68.63	2:17.653	11:56:05.904
6 -	33.031	58.466	217.7	1:01.431	2:32.928	129.77	1.398	11:58:38.832
7 -	33.151	58.151	215.1	1:00.521	2:31.823	(3) 130.72	0.293	12:01:10.655
8 -	33.259	58.380	216.4	1:01.171	2:32.810	129.87	1.280	12:03:43.465
9 -	34.266	57.661	217.7	IN PIT	2:39.711	P 124.26	8.181	12:06:23.176
10 -	OUTLAP	58.026	218.6	1:01.670	5:01.025	65.93	2:29.495	12:11:24.201
11 -	33.477	58.168	217.3	1:00.744	2:32.389	130.23	0.859	12:13:56.590
12 -	32.519	59.164	215.1	1:00.705	2:32.388	130.23	0.858	12:16:28.978

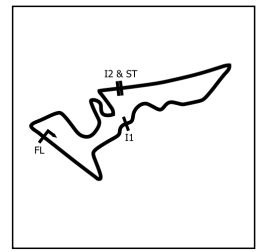
Weather / Track : Bright / Dry

Circuit of the Americas
 Circuit Length = 5.513 km
 Start: 11:40 Flag 12:15 End: 12:22

Circuit of the Americas

TC America - TCR TCA TC

PRACTICE SESSION 1 - SECTOR ANALYSIS



SECTOR 1 = FL to I1, SECTOR 2 = I1 to I2, SECTOR 3 = I2 to FL, DIFF = Difference To Personal Best Lap, P = Crossed Finish Line in Pit Lane, D = Time Disallowed

P22		8 TC		Ruben IGLESIAS		Honda Civic Type-R - VGMC Racing	
IDEAL LAP TIME : 2:32.262		BEST LAP TIME : 2:32.823		DIFFERENCE : 0.561			
LAP	SECTOR 1	SECTOR 2	SECTOR 3	LAP TIME	KPH	DIFF	TIME OF DAY
1 -	OUTLAP	1:01.248	200.3	1:05.644			11:43:01.968
2 -	33.606	59.414	203.0	1:04.381	2:37.401	126.09	4.578 11:45:39.369
3 -	33.857	57.479	217.3	1:03.496	2:34.832	128.18	2.009 11:48:14.201
4 -	33.935	57.976	206.1	IN PIT	2:39.675	P 124.29	6.852 11:50:53.876
5 -	OUTLAP	1:00.359	215.1	1:02.664	7:35.370	43.58	5:02.547 11:58:29.246
6 -	33.883	57.838	216.8	1:03.265	2:34.986	128.05	2.163 12:01:04.232
7 -	33.652	57.746	210.9	1:02.190	2:33.588	(2) 129.22	0.765 12:03:37.820
8 -	33.790	58.055	215.5	1:02.008	2:33.853	(3) 128.99	1.030 12:06:11.673
9 -	33.441	57.655	216.8	1:01.727	2:32.823	(1) 129.86	12:08:44.496
10 -	33.056	58.389	215.5	IN PIT	2:48.222	P 117.97	15.399 12:11:32.718

P23		57 TCA		Tyler GONZALEZ		Hyundai Veloster Turbo - Copeland Motorsports	
IDEAL LAP TIME : 2:32.461		BEST LAP TIME : 2:32.883		DIFFERENCE : 0.422			
LAP	SECTOR 1	SECTOR 2	SECTOR 3	LAP TIME	KPH	DIFF	TIME OF DAY
1 -	OUTLAP	1:07.228	141.5	1:07.123			11:44:08.528
2 -	33.882	59.345	200.3	1:03.761	2:36.988	126.42	4.105 11:46:45.516
3 -	33.811	1:02.485	147.5	1:02.788	2:39.084	124.75	6.201 11:49:24.600
4 -	33.908	59.723	200.7	1:01.677	2:35.308	127.78	2.425 11:51:59.908
5 -	33.526	58.521	201.4	1:01.404	2:33.451	(2) 129.33	0.568 11:54:33.359
6 -	33.090	58.305	200.3	1:02.439	2:33.834	129.01	0.951 11:57:07.193
7 -	33.835	58.808	200.0	1:01.763	2:34.406	128.53	1.523 11:59:41.599
8 -	33.109	57.967	202.2	1:01.807	2:32.883	(1) 129.81	12:02:14.482
9 -	33.157	58.567	203.0	1:02.441	2:34.165	128.73	1.282 12:04:48.647
10 -	33.814	58.252	202.6	1:02.109	2:34.175	128.72	1.292 12:07:22.822
11 -	33.092	58.494	202.2	1:01.877	2:33.463	(3) 129.32	0.580 12:09:56.285
12 -	33.488	58.563	201.8	IN PIT	2:40.678	P 123.51	7.795 12:12:36.963

P24		25 TCA		PJ GROENKE		Subaru BRZ TS - TechSport Racing	
IDEAL LAP TIME : 2:33.456		BEST LAP TIME : 2:33.913		DIFFERENCE : 0.457			
LAP	SECTOR 1	SECTOR 2	SECTOR 3	LAP TIME	KPH	DIFF	TIME OF DAY
1 -	OUTLAP	1:02.928	188.1	1:04.274			11:43:37.014
2 -	35.002	1:00.727	198.5	1:01.254	2:36.983	126.42	3.070 11:46:13.997
3 -	34.446	59.452	199.6	1:00.787	2:34.685	(3) 128.30	0.772 11:48:48.682
4 -	34.902	59.374	196.3	1:01.839	2:36.115	127.12	2.202 11:51:24.797
5 -	34.304	1:02.400	197.8	IN PIT	2:46.502	P 119.19	12.589 11:54:11.299
6 -	OUTLAP	1:03.114	198.8	1:02.364	3:53.094	85.14	1:19.181 11:58:04.393
7 -	34.241	59.310	197.0	1:00.682	2:34.233	(2) 128.68	0.320 12:00:38.626
8 -	34.110	58.664	201.1	1:01.139	2:33.913	(1) 128.94	12:03:12.539
9 -	36.479	1:03.675	167.4	IN PIT	2:57.120	P 112.05	23.207 12:06:09.659

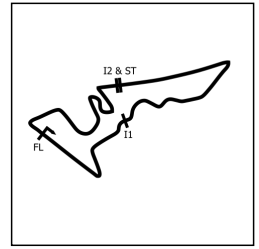
Weather / Track : Bright / Dry

Circuit of the Americas
 Circuit Length = 5.513 km
 Start: 11:40 Flag 12:15 End: 12:22

Circuit of the Americas

TC America - TCR TCA TC

PRACTICE SESSION 1 - SECTOR ANALYSIS



SECTOR 1 = FL to I1, SECTOR 2 = I1 to I2, SECTOR 3 = I2 to FL, DIFF = Difference To Personal Best Lap, P = Crossed Finish Line in Pit Lane, D = Time Disallowed

P25		22 TCA		Joey ESSMA		Subaru BRZ '15 - TechSport Racing	
IDEAL LAP TIME : 2:33.450		BEST LAP TIME : 2:33.967		DIFFERENCE : 0.517			
LAP	SECTOR 1	SECTOR 2	SECTOR 3	LAP TIME	KPH	DIFF	TIME OF DAY
1 -	OUTLAP	1:01.369	181.5	1:03.638			11:44:14.053
2 -	34.648	59.979	203.3	1:01.613	2:36.240	127.02	2.273 11:46:50.293
3 -	34.587	59.143	198.1	1:01.054	2:34.784 (3)	128.22	0.817 11:49:25.077
4 -	34.081	58.545	201.8	1:01.341	2:33.967 (1)	128.90	11:51:59.044
5 -	33.851	59.253	190.4	1:04.194	2:37.298	126.17	3.331 11:54:36.342
6 -	36.361	1:00.863	200.0	1:02.385	2:39.609	124.34	5.642 11:57:15.951
7 -	34.990	59.460	189.8	1:02.980	2:37.430	126.06	3.463 11:59:53.381
8 -	34.822	1:00.628	187.1	IN PIT	2:47.948 P	118.17	13.981 12:02:41.329
9 -	OUTLAP	59.072	197.4	1:01.847	4:31.517	73.09	1:57.550 12:07:12.846
10 -	34.127	59.872	198.8	1:02.219	2:36.218	127.04	2.251 12:09:49.064
11 -	34.178	58.963	202.2	1:01.812	2:34.953	128.08	0.986 12:12:24.017
12 -	33.986	59.137	201.4	1:01.246	2:34.369 (2)	128.56	0.402 12:14:58.386
13 -	34.084	59.181	198.5	1:01.612	2:34.877	128.14	0.910 12:17:33.263

P26		18 TCA		Caleb BACON		Hyundai Veloster Turbo - CB Motorsports	
IDEAL LAP TIME : 2:33.795		BEST LAP TIME : 2:34.347		DIFFERENCE : 0.552			
LAP	SECTOR 1	SECTOR 2	SECTOR 3	LAP TIME	KPH	DIFF	TIME OF DAY
1 -	OUTLAP	1:05.830	125.2	1:06.888			11:44:09.089
2 -	34.104	58.844	183.3	1:04.246	2:37.194	126.25	2.847 11:46:46.283
3 -	33.966	59.073	198.1	1:03.996	2:37.035 (3)	126.38	2.688 11:49:23.318
4 -	37.082	59.182	199.2	1:02.411	2:38.675	125.07	4.328 11:52:01.993
5 -	33.969	1:01.275	200.3	1:02.581	2:37.825	125.75	3.478 11:54:39.818
6 -	33.850	1:03.037	189.1	1:02.489	2:39.376	124.52	5.029 11:57:19.194
7 -	34.036	59.176	201.1	1:02.640	2:35.852 (2)	127.34	1.505 11:59:55.046
8 -	33.467	1:00.868	192.8	1:03.533	2:37.868	125.71	3.521 12:02:32.914
9 -	33.763	58.769	201.4	IN PIT	2:41.632 P	122.79	7.285 12:05:14.546
10 -	OUTLAP	58.996	201.8	1:02.148	4:44.298	69.80	2:09.951 12:09:58.844
11 -	32.878	59.288	203.3	1:02.181	2:34.347 (1)	128.58	12:12:33.191
12 -	33.428	59.806	201.8	IN PIT	2:43.286 P	121.54	8.939 12:15:16.477

P27		9 TCA		Kevin BOEHM		Honda Civic Si - Boehm Racing	
IDEAL LAP TIME :		BEST LAP TIME : 2:34.446		DIFFERENCE :			
LAP	SECTOR 1	SECTOR 2	SECTOR 3	LAP TIME	KPH	DIFF	TIME OF DAY
1 -							11:57:01.905
2 -				2:35.073 (3)	127.98	0.627	11:59:36.978
3 -				2:34.894 (2)	128.13	0.448	12:02:11.872
4 -			IN PIT	2:37.685 P	125.86	3.239	12:04:49.557
5 -				5:57.744	55.47	3:23.298	12:10:47.302
6 -				2:36.041	127.18	1.595	12:13:23.343
7 -				2:34.446 (1)	128.50		12:15:57.789

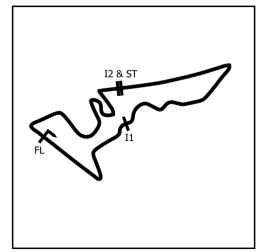
Weather / Track : Bright / Dry

Circuit of the Americas
 Circuit Length = 5.513 km
 Start: 11:40 Flag 12:15 End: 12:22

Circuit of the Americas

TC America - TCR TCA TC

PRACTICE SESSION 1 - SECTOR ANALYSIS



SECTOR 1 = FL to I1, SECTOR 2 = I1 to I2, SECTOR 3 = I2 to FL, DIFF = Difference To Personal Best Lap, P = Crossed Finish Line in Pit Lane, D = Time Disallowed

P28 24 TCA		Damon SURZYSHYN			Subaru BRZ '15 - TechSport Racing			
IDEAL LAP TIME : 2:34.305		BEST LAP TIME : 2:34.820		DIFFERENCE : 0.515				
LAP	SECTOR 1	SECTOR 2	SECTOR 3	LAP TIME	KPH	DIFF	TIME OF DAY	
1 -	OUTLAP	1:00.929	181.5	1:04.518			11:44:15.764	
2 -	34.417	59.071	192.1	1:02.825	2:36.313	126.96	1.493	11:46:52.077
3 -	34.542	59.167	200.3	1:01.111	2:34.820 (1)	128.19		11:49:26.897
4 -	34.123	59.424	201.8	1:01.894	2:35.441 (2)	127.68	0.621	11:52:02.338
5 -	34.507	1:00.113	196.7	1:02.162	2:36.782	126.58	1.962	11:54:39.120
6 -	35.474	1:00.232	198.1	1:01.139	2:36.845	126.53	2.025	11:57:15.965
7 -	34.342	59.784	196.7	1:01.913	2:36.039 (3)	127.19	1.219	11:59:52.004
8 -	34.735	1:00.391	193.8	1:02.042	2:37.168	126.27	2.348	12:02:29.172
9 -	34.981	1:00.313	194.9	1:03.247	2:38.541	125.18	3.721	12:05:07.713
10 -	34.718	1:00.272	194.5	1:01.961	2:36.951	126.45	2.131	12:07:44.664
11 -	35.073	1:00.336	192.8	IN PIT	2:44.938 P	120.32	10.118	12:10:29.602

P29 60 TCA		Tomas MEJIA			MNI Cooper JCW - MNI JCW Team			
IDEAL LAP TIME : 2:34.247		BEST LAP TIME : 2:34.892		DIFFERENCE : 0.645				
LAP	SECTOR 1	SECTOR 2	SECTOR 3	LAP TIME	KPH	DIFF	TIME OF DAY	
1 -	OUTLAP	1:16.993	162.6	1:09.311			11:44:22.343	
2 -	35.785	1:02.031	187.1	1:04.209	2:42.025	122.49	7.133	11:47:04.368
3 -	34.680	1:00.424	197.4	1:02.497	2:37.601	125.93	2.709	11:49:41.969
4 -	34.975	1:02.946	195.6	1:02.379	2:40.300	123.81	5.408	11:52:22.269
5 -	34.475	1:00.017	196.3	1:01.799	2:36.291	126.98	1.399	11:54:58.560
6 -	34.450	59.429	197.0	1:02.969	2:36.848	126.53	1.956	11:57:35.408
7 -	34.327	58.997	196.3	1:02.494	2:35.818	127.37	0.926	12:00:11.226
8 -	34.321	58.710	197.8	1:02.235	2:35.266 (3)	127.82	0.374	12:02:46.492
9 -	35.336	59.382	196.7	1:03.062	2:37.780	125.78	2.888	12:05:24.272
10 -	34.040	59.018	197.4	1:01.859	2:34.917 (2)	128.11	0.025	12:07:59.189
11 -	34.541	58.854	201.4	1:01.497	2:34.892 (1)	128.13		12:10:34.081
12 -	34.387	59.008	197.4	1:02.350	2:35.745	127.43	0.853	12:13:09.826
13 -	34.581	59.228	195.6	IN PIT	2:48.276 P	117.94	13.384	12:15:58.102

P30 59 TCA		Juan Diego HERNANDEZ			Honda Civic Si - VGMC Racing			
IDEAL LAP TIME : 2:34.451		BEST LAP TIME : 2:34.944		DIFFERENCE : 0.493				
LAP	SECTOR 1	SECTOR 2	SECTOR 3	LAP TIME	KPH	DIFF	TIME OF DAY	
1 -	OUTLAP	1:06.121	166.1	1:06.740			11:44:10.931	
2 -	35.405	59.093	200.0	1:02.071	2:36.569	126.76	1.625	11:46:47.500
3 -	34.478	59.306	199.2	1:02.346	2:36.130	127.11	1.186	11:49:23.630
4 -	34.247	59.413	199.2	1:01.284	2:34.944 (1)	128.09		11:51:58.574
5 -	34.074	1:00.770	159.2	1:02.949	2:37.793	125.77	2.849	11:54:36.367
6 -	34.935	59.687	198.1	1:01.695	2:36.317	126.96	1.373	11:57:12.684
7 -	34.104	59.525	201.1	1:02.311	2:35.940 (3)	127.27	0.996	11:59:48.624
8 -	36.233	1:13.244	154.2	IN PIT	3:08.213 P	105.44	33.269	12:02:56.837
9 -	OUTLAP	1:02.955	188.4	1:02.077	7:53.359	41.92	5:18.415	12:10:50.196
10 -	34.139	59.271	201.1	1:02.167	2:35.577 (2)	127.56	0.633	12:13:25.773
11 -	34.524	59.791	198.1	1:02.093	2:36.408	126.89	1.464	12:16:02.181

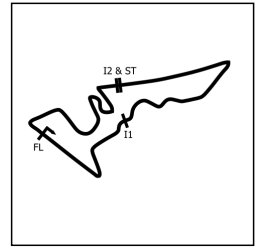
Weather / Track : Bright / Dry

Circuit of the Americas
 Circuit Length = 5.513 km
 Start: 11:40 Flag 12:15 End: 12:22

Circuit of the Americas

TC America - TCR TCA TC

PRACTICE SESSION 1 - SECTOR ANALYSIS



SECTOR 1 = FL to I1, SECTOR 2 = I1 to I2, SECTOR 3 = I2 to FL, DIFF = Difference To Personal Best Lap, P = Crossed Finish Line in Pit Lane, D = Time Disallowed

P31 61 TCA		Mark POMBO		MNI Cooper JCW - MNI JCW Team				
IDEAL LAP TIME : 2:34.645		BEST LAP TIME : 2:35.148		DIFFERENCE : 0.503				
LAP	SECTOR 1	SECTOR 2	SECTOR 3	LAP TIME	KPH	DIFF	TIME OF DAY	
1 -	OUTLAP	1:17.028	151.6	1:10.907			11:44:20.881	
2 -	35.323	1:01.247	191.4	1:05.355	2:41.925	122.56	6.777	11:47:02.806
3 -	34.715	1:00.110	195.2	1:01.193	2:36.018 (3)	127.20	0.870	11:49:38.824
4 -	34.453	59.725	196.7	1:01.905	2:36.083	127.15	0.935	11:52:14.907
5 -	34.178	1:00.103	195.6	1:01.677	2:35.958 (2)	127.25	0.810	11:54:50.865
6 -	34.520	59.506	194.2	IN PIT	2:40.863 P	123.37	5.715	11:57:31.728
7 -	OUTLAP	1:03.870	165.6	1:02.898	10:14.316	32.30	7:39.168	12:07:46.044
8 -	34.406	59.394	197.0	1:01.348	2:35.148 (1)	127.92		12:10:21.192
9 -	34.058	59.515	197.4	IN PIT	2:39.192 P	124.67	4.044	12:13:00.384
10 -	OUTLAP	59.654	197.8	1:01.945	3:01.167	109.54	26.019	12:16:01.551

P32 178 TCA		Jonathan NEWCOMBE		Honda Civic Si - VGMC Racing				
IDEAL LAP TIME : 2:35.697		BEST LAP TIME : 2:36.187		DIFFERENCE : 0.490				
LAP	SECTOR 1	SECTOR 2	SECTOR 3	LAP TIME	KPH	DIFF	TIME OF DAY	
1 -	OUTLAP	1:05.239	159.2	1:07.979			11:44:13.481	
2 -	34.952	1:00.391	186.8	1:03.841	2:39.184	124.67	2.997	11:46:52.665
3 -	34.641	1:00.112	192.5	IN PIT	2:46.484 P	119.21	10.297	11:49:39.149
4 -	OUTLAP	1:00.688	192.8	1:02.393	6:49.606	48.45	4:13.419	11:56:28.755
5 -	34.335	1:00.013	196.3	1:02.185	2:36.533 (2)	126.78	0.346	11:59:05.288
6 -	34.575	1:00.221	194.5	1:01.951	2:36.747 (3)	126.61	0.560	12:01:42.035
7 -	34.717	59.482	197.0	1:02.737	2:36.936	126.46	0.749	12:04:18.971
8 -	34.700	59.958	196.3	1:02.451	2:37.109	126.32	0.922	12:06:56.080
9 -	34.475	59.832	196.0	1:01.880	2:36.187 (1)	127.07		12:09:32.267
10 -	34.404	59.541	196.7	1:03.594	2:37.539	125.98	1.352	12:12:09.806
11 -	35.761	59.955	197.0	IN PIT	2:50.391 P	116.47	14.204	12:15:00.197

P33 33 TCA		Matt FORBUSH		Hyundai Veloster Turbo - CB Motorsports				
IDEAL LAP TIME : 2:36.435		BEST LAP TIME : 2:37.879		DIFFERENCE : 1.444				
LAP	SECTOR 1	SECTOR 2	SECTOR 3	LAP TIME	KPH	DIFF	TIME OF DAY	
1 -	OUTLAP	1:21.088	187.1	1:06.335			11:43:51.073	
2 -	35.174	1:01.007	199.6	1:04.571	2:40.752	123.46	2.873	11:46:31.825
3 -	34.839	1:00.289	200.7	1:05.103	2:40.231	123.86	2.352	11:49:12.056
4 -	35.009	59.929	199.6	1:03.359	2:38.297 (3)	125.37	0.418	11:51:50.353
5 -	34.775	1:00.123	202.2	1:03.737	2:38.635	125.10	0.756	11:54:28.988
6 -	35.112	1:00.447	201.1	1:03.370	2:38.929	124.87	1.050	11:57:07.917
7 -	34.298	1:00.313	202.2	1:03.305	2:37.916 (2)	125.67	0.037	11:59:45.833
8 -	35.210	1:01.746	200.7	IN PIT	2:53.005 P	114.71	15.126	12:02:38.838
9 -	OUTLAP	1:01.025	201.8	1:02.973	4:49.019	68.66	2:11.140	12:07:27.857
10 -	33.852	59.610	203.0	1:04.417	2:37.879 (1)	125.70		12:10:05.736
11 -	35.562	59.950	198.5	1:06.788	2:42.300	122.28	4.421	12:12:48.036
12 -	35.101	1:06.976	134.4	IN PIT	3:07.742 P	105.71	29.863	12:15:55.778

P34 07 TCA		Jose DASILVA		Mazda Global MX5 Cup ND.2 - Ives Motorsports			
IDEAL LAP TIME :		BEST LAP TIME : 2:39.995		DIFFERENCE :			
LAP	SECTOR 1	SECTOR 2	SECTOR 3	LAP TIME	KPH	DIFF	TIME OF DAY
1 -							11:43:38.031
2 -					2:39.995 (1)	124.04	11:46:18.026
3 -			IN PIT	2:51.341 P	115.83	11.346	11:49:09.367

Weather / Track : Bright / Dry

Circuit of the Americas
Circuit Length = 5.513 km
Start: 11:40 Flag 12:15 End: 12:22

Circuit of the Americas

TC America - TCR TCA TC

PRACTICE SESSION 1 - BEST SECTORS

SECTOR 1			SECTOR 2			SECTOR 3			IDEAL / BEST COMPARISON						
POS	NO	NAME	TIME	NO	NAME	TIME	NO	NAME	TIME	POS	NO	NAME	IDEAL	BEST	DIFF
												PERFECT LAP	2:19.247		
1	74	MAXSON	29.896	74	MAXSON	52.797	51	REGER	56.554	1	74	MAXSON	2:19.460	2:20.400	0.940
2	72	VINCENT	30.300	99	GONZALEZ JR	53.360	5	BLOCK	56.650	2	51	REGER	2:20.471	2:21.147	0.676
3	51	REGER	30.403	51	REGER	53.514	74	MAXSON	56.767	3	5	BLOCK	2:20.737	2:21.420	0.683
4	99	GONZALEZ JR	30.406	5	BLOCK	53.613	72	VINCENT	56.994	4	99	GONZALEZ JR	2:20.898	2:21.127	0.229
5	5	BLOCK	30.474	72	VINCENT	53.811	17	SMTHSON	57.097	5	72	VINCENT	2:21.105	2:21.588	0.483
6	71	HURCZYN	30.549	17	SMTHSON	53.911	99	GONZALEZ JR	57.132	6	17	SMTHSON	2:21.800	2:22.555	0.755
7	17	SMTHSON	30.792	71	HURCZYN	54.146	04	MOSES	57.767	7	71	HURCZYN	2:22.514	2:22.796	0.282
8	04	MOSES	31.346	04	MOSES	54.525	71	HURCZYN	57.819	8	04	MOSES	2:23.638	2:23.837	0.199
9	31	SCHWARTZ	31.639	23	FEDERL	55.635	31	SCHWARTZ	58.355	9	31	SCHWARTZ	2:25.790	2:26.630	0.840
10	20	SLONAKER	31.659	36	CLAY	55.769	94	HULL	58.446	10	94	HULL	2:26.030	2:26.272	0.242
11	36	CLAY	31.676	26	GRAHOVEC	55.774	26	GRAHOVEC	58.450	11	36	CLAY	2:26.057	2:26.590	0.533
12	78	RICCA	31.696	94	HULL	55.784	11	BLOOM	58.543	12	26	GRAHOVEC	2:26.182	2:26.388	0.206
13	23	FEDERL	31.710	31	SCHWARTZ	55.796	36	CLAY	58.612	13	23	FEDERL	2:26.372	2:26.702	0.330
14	52	CAPIZZI	31.766	52	CAPIZZI	55.862	48	HODGEN	58.783	14	52	CAPIZZI	2:26.435	2:26.922	0.487
15	94	HULL	31.800	78	RICCA	56.135	52	CAPIZZI	58.807	15	20	SLONAKER	2:26.935	2:26.935	0.000
16	48	HODGEN	31.957	20	SLONAKER	56.312	20	SLONAKER	58.964	16	78	RICCA	2:26.946	2:27.647	0.701
17	26	GRAHOVEC	31.958	11	BLOOM	56.363	23	FEDERL	59.027	17	11	BLOOM	2:27.048	2:27.161	0.113
18	11	BLOOM	32.142	48	HODGEN	56.408	78	RICCA	59.115	18	48	HODGEN	2:27.148	2:27.148	0.000
19	21	ROBSON	32.303	21	ROBSON	57.032	21	ROBSON	59.772	19	21	ROBSON	2:29.107	2:30.023	0.916
20	27	RADER	32.459	93	HERTEL	57.451	27	RADER	59.781	20	27	RADER	2:29.969	2:31.255	1.286
21	93	HERTEL	32.519	8	IGLESIAS	57.479	93	HERTEL	1:00.470	21	93	HERTEL	2:30.440	2:31.530	1.090
22	18	BACON	32.878	27	RADER	57.729	25	GROENKE	1:00.682	22	8	IGLESIAS	2:32.262	2:32.823	0.561
23	8	IGLESIAS	33.056	57	GONZALEZ	57.967	22	ESSMA	1:01.054	23	57	GONZALEZ	2:32.461	2:32.883	0.422
24	57	GONZALEZ	33.090	22	ESSMA	58.545	24	SURZYSHYN	1:01.111	24	22	ESSMA	2:33.450	2:33.967	0.517
25	22	ESSMA	33.851	25	GROENKE	58.664	61	POMBO	1:01.193	25	25	GROENKE	2:33.456	2:33.913	0.457
26	33	FORBUSH	33.852	60	MEJIA	58.710	59	HERNANDEZ	1:01.284	26	18	BACON	2:33.795	2:34.347	0.552
27	60	MEJIA	34.040	18	BACON	58.769	57	GONZALEZ	1:01.404	27	60	MEJIA	2:34.247	2:34.892	0.645
28	61	POMBO	34.058	24	SURZYSHYN	59.071	60	MEJIA	1:01.497	28	24	SURZYSHYN	2:34.305	2:34.820	0.515
29	59	HERNANDEZ	34.074	59	HERNANDEZ	59.093	8	IGLESIAS	1:01.727	29	59	HERNANDEZ	2:34.451	2:34.944	0.493
30	25	GROENKE	34.110	61	POMBO	59.394	178	NEWCOMBE	1:01.880	30	61	POMBO	2:34.645	2:35.148	0.503
31	24	SURZYSHYN	34.123	178	NEWCOMBE	59.482	18	BACON	1:02.148	31	178	NEWCOMBE	2:35.697	2:36.187	0.490
32	178	NEWCOMBE	34.335	33	FORBUSH	59.610	33	FORBUSH	1:02.973	32	33	FORBUSH	2:36.435	2:37.879	1.444
33										33	9	BOEHM		2:34.446	
34										34	07	DASILVA		2:39.995	

Weather / Track : Bright / Dry

Circuit of the Americas

Circuit Length = 5.513 km

Start: 11:40 Flag 12:15 End: 12:22

Circuit of the Americas

TC America - TCR TCA TC

PRACTICE SESSION 1 - BEST SPEEDS

POS	INTERMEDIATE 1		KPH	INTERMEDIATE 2		KPH	FINISH LINE		KPH
	NO	NAME		NO	NAME		NO	NAME	
1				51	REGER	235.8			
2				72	VINCENT	234.2			
3				71	HURCZYN	233.2			
4				74	MAXSON	232.2			
5				5	BLOCK	232.2			
6				17	SMTHSON	232.2			
7				99	GONZALEZ JR	230.7			
8				04	MOSES	230.2			
9				36	CLAY	225.9			
10				31	SCHWARTZ	225.9			
11				23	FEDERL	225.0			
12				52	CAPIZZI	224.5			
13				20	SLONAKER	224.0			
14				94	HULL	223.1			
15				78	RICCA	222.2			
16				11	BLOOM	219.9			
17				27	RADER	219.9			
18				26	GRAHOVEC	219.0			
19				21	ROBSON	219.0			
20				48	HODGEN	218.6			
21				93	HERTEL	218.6			
22				8	IGLESIAS	217.3			
23				22	ESSMA	203.3			
24				18	BACON	203.3			
25				57	GONZALEZ	203.0			
26				33	FORBUSH	203.0			
27				24	SURZYSHYN	201.8			
28				60	MEJIA	201.4			
29				25	GROENKE	201.1			
30				59	HERNANDEZ	201.1			
31				61	POMBO	197.8			
32				178	NEWCOMBE	197.0			
33									
34									

Weather / Track : Bright / Dry

Results can be found at www.tsl-timing.com

Circuit of the Americas
Circuit Length = 5.513 km
Start: 11:40 Flag 12:15 End: 12:22

Printed - 12:26 Friday, March 6, 2020

Circuit of the Americas

TC America - TCR TCA TC

PRACTICE SESSION 1 - STATISTICS

Competitors Started 34
Planned Start 2020-03-06 @ 11:40:00.000
Actual Start 2020-03-06 @ 11:40:05.644
Finish Time 2020-03-06 @ 12:15:03.646
Track Length 5.513km
Total Laps 385
Total Distance Covered 2122.505km

Session Fastest Lap History

NO	CL	NAME	LAP TIME	TIME OF DAY	LAP	VEHICLE
71	TCR	Michael HURCZYN	2:22.796	11:44:59.655	2	Volkswagen Golf GTI
74	TCR	Tyler MAXSON	2:21.199	11:45:04.029	2	Hyundai Veloster N TCR
51	TCR	Nikko REGER	2:21.147	11:45:11.200	2	Hyundai Veloster N TCR
99	TCR	Victor GONZALEZ JR	2:21.127	11:45:12.220	2	Honda Civic Type-R
74	TCR	Tyler MAXSON	2:20.625	11:47:24.654	3	Hyundai Veloster N TCR
74	TCR	Tyler MAXSON	2:20.400	11:54:30.309	6	Hyundai Veloster N TCR

Flag History

TYPE	TIME OF DAY
GREEN	11:40:05.644
FINISH	12:15:03.646

Flag Statistics

TYPE	COUNT	TOTAL LAPS	TOTAL TIME
Green	1	15	41:56.149
Red	0	0	0.000
Safety Car	0	0	0.000
FCY	0	0	0.000

Weather / Track : Bright / Dry

Circuit of the Americas
Circuit Length = 5.513 km
Start: 11:40 Flag 12:15 End: 12:22

Circuit of the Americas

TC America - TCR TCA TC

PRACTICE SESSION 1 - STATISTICS

CLASS : TC

14 Starters

Fastest Lap History

NO	NAME	LAP TIME	TIME OF DAY	LAP	VEHICLE
78	Jeff RICCA	2:28.885	11:45:09.335	2	Hyundai Veloster N TC
52	Tom CAPIZZI	2:27.641	11:45:42.179	2	BMW M240iR Cup
26	Toby GRAHOVEC	2:27.332	11:46:29.510	3	BMW M240iR Cup
31	Johan SCHWARTZ	2:26.732	11:48:04.520	3	BMW M240iR Cup
26	Toby GRAHOVEC	2:26.388	11:48:55.898	4	BMW M240iR Cup
94	Chandler HULL	2:26.272	11:50:28.121	4	BMW M240iR Cup

Weather / Track : Bright / Dry

Results can be found at www.tsl-timing.com

Page 2 of 4

Circuit of the Americas
Circuit Length = 5.513 km
Start: 11:40 Flag 12:15 End: 12:22

Printed - 12:27 Friday, March 6, 2020

Circuit of the Americas

TC America - TCR TCA TC

PRACTICE SESSION 1 - STATISTICS

CLASS : TCA

12 Starters

Fastest Lap History

NO	NAME	LAP TIME	TIME OF DAY	LAP	VEHICLE
25	PJ GROENKE	2:36.983	11:46:13.997	2	Subaru BRZ tS
59	Juan Diego HERNANDEZ	2:36.569	11:46:47.500	2	Honda Civic Si
22	Joey ESSMA	2:36.240	11:46:50.293	2	Subaru BRZ tS
25	PJ GROENKE	2:34.685	11:48:48.682	3	Subaru BRZ tS
22	Joey ESSMA	2:33.967	11:51:59.044	4	Subaru BRZ tS
57	Tyler GONZALEZ	2:33.451	11:54:33.359	5	Hyundai Veloster Turbo
57	Tyler GONZALEZ	2:32.883	12:02:14.482	8	Hyundai Veloster Turbo

Weather / Track : Bright / Dry

Results can be found at www.tsl-timing.com

Page 3 of 4

Circuit of the Americas
Circuit Length = 5.513 km
Start: 11:40 Flag 12:15 End: 12:22

Printed - 12:27 Friday, March 6, 2020

Circuit of the Americas

TC America - TCR TCA TC

PRACTICE SESSION 1 - STATISTICS

CLASS : TCR

8 Starters

Fastest Lap History

NO	NAME	LAP TIME	TIME OF DAY	LAP	VEHICLE
71	Michael HURCZYN	2:22.796	11:44:59.655	2	Volkswagen Golf GTI
74	Tyler MAXSON	2:21.199	11:45:04.029	2	Hyundai Veloster N TCR
51	Nikko REGER	2:21.147	11:45:11.200	2	Hyundai Veloster N TCR
99	Victor GONZALEZ JR	2:21.127	11:45:12.220	2	Honda Civic Type-R
74	Tyler MAXSON	2:20.625	11:47:24.654	3	Hyundai Veloster N TCR
74	Tyler MAXSON	2:20.400	11:54:30.309	6	Hyundai Veloster N TCR

Weather / Track : Bright / Dry

Results can be found at www.tsl-timing.com

Page 4 of 4

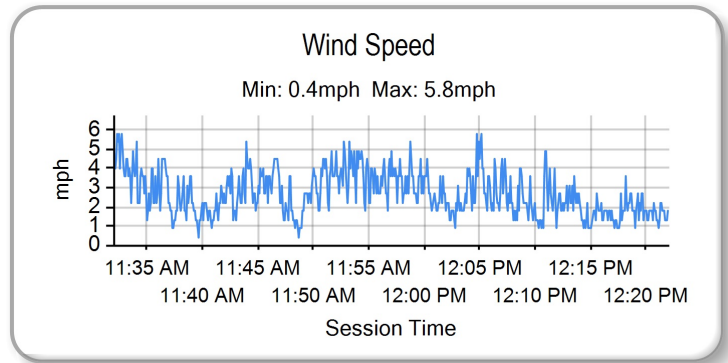
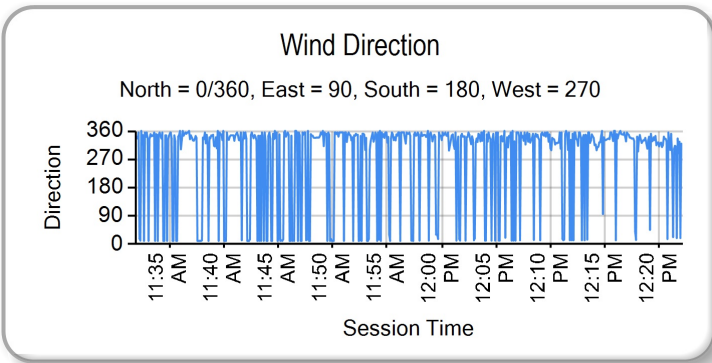
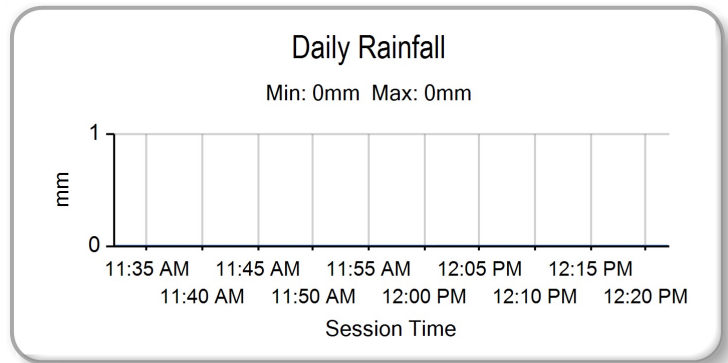
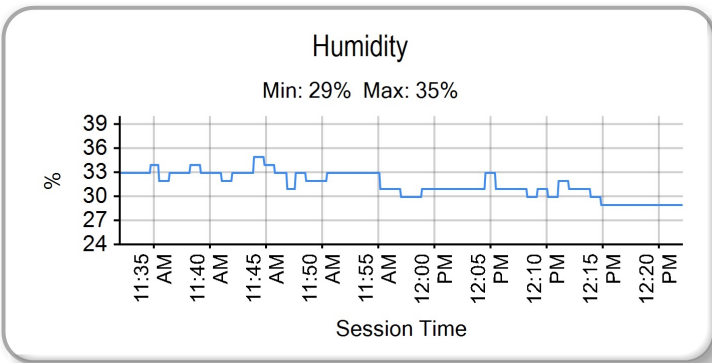
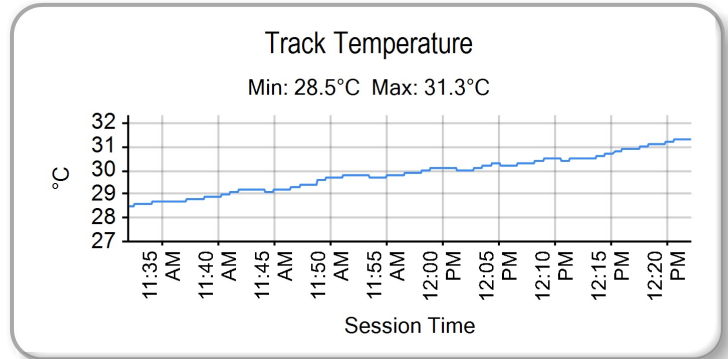
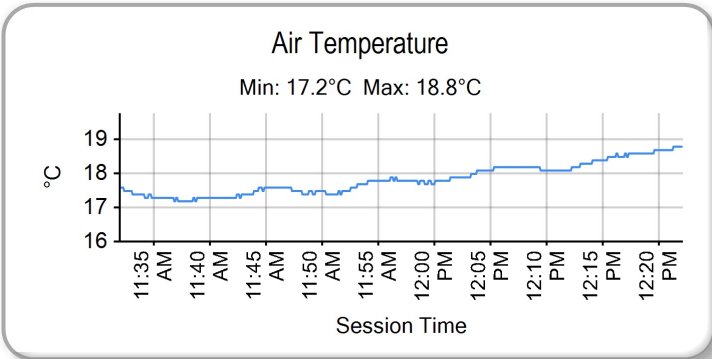
Circuit of the Americas
Circuit Length = 5.513 km
Start: 11:40 Flag 12:15 End: 12:22

Printed - 12:27 Friday, March 6, 2020

Circuit of the Americas

TC America - TCR TCA TC

PRACTICE SESSION 1 - WEATHER CONDITIONS



Weather / Track : Bright / Dry

Results can be found at www.tsl-timing.com

Circuit of the Americas
Circuit Length = 5.513 km
Start: 11:40 Flag 12:15 End: 12:22

Printed - 12:27 Friday, March 6, 2020

Circuit of the Americas

TC America - TCR TCA TC

PRACTICE SESSION 2 - CLASSIFICATION



POS	NO	CL	PIC	DRIVER / TEAM	CAR	TIME	ON	LAPS	GAP	DIFF	KPH
1	74	TCR	1	Tyler MAXSON (USA) Copeland Motorsports	Hyundai Veloster N TCR	2:21.053	5	7			140.70
2	17	TCR	2	Scott SMITHSON (USA) DXDT Racing	Honda Civic Type-R	2:21.299	4	11	0.246	0.246	140.45
3	72	TCR	3	Nate VINCENT (USA) FCP Euro	Volkswagen Golf GTI	2:21.393	9	11	0.340	0.094	140.36
4	5	TCR	4	Roy BLOCK (ARG) KMW Motorsports w/ TMR Engineering	Alfa Romeo Giulietta	2:21.421	5	7	0.368	0.028	140.33
5	99	TCR	5	Victor GONZALEZ JR (PRI) VGMCRacing	Honda Civic Type-R	2:21.423	3	4	0.370	0.002	140.33
6	51	TCR	6	Nikko REGER (USA) Copeland Motorsports	Hyundai Veloster N TCR	2:21.514	5	7	0.461	0.091	140.24
7	71	TCR	7	Michael HURCZYN (USA) FCP Euro	Volkswagen Golf GTI	2:22.306	10	12	1.253	0.792	139.46
8	04	TCR	8	CJ MOSES (USA) DXDT Racing	Honda Civic Type-R	2:24.333	7	12	3.280	2.027	137.50
9	26	TC	1	Toby GRAHOVEC (USA) Classic BMW	BMW M240iR Cup	2:25.938	4	12	4.885	1.605	135.99
10	31	TC	2	Johan SCHWARTZ (DNK) Hard Motorsport	BMW M240iR Cup	2:26.449	7	12	5.396	0.511	135.52
11	94	TC	3	Chandler HULL (USA) BimmerWorld	BMW M240iR Cup	2:26.807	12	12	5.754	0.358	135.18
12	36	TC	4	James CLAY (USA) Bimmerworld	BMW M240iR Cup	2:26.992	10	10	5.939	0.185	135.01
13	52	TC	5	Tom CAPIZZI (USA) Auto Technic Racing	BMW M240iR Cup	2:27.324	7	12	6.271	0.332	134.71
14	20	TC	6	Rob SLONAKER (USA) Auto Technic Racing	BMW M240iR Cup	2:27.454	9	11	6.401	0.130	134.59
15	78	TC	7	Jeff RICCA (USA) GenRacer/Ricca Autosport	Hyundai Veloster N TC	2:27.507	7	9	6.454	0.053	134.54
16	23	TC	8	Joseph FEDERL (USA) TechSport Racing	Nissan 370z	2:27.531	10	11	6.478	0.024	134.52
17	11	TC	9	Phil BLOOM (USA) Classic BMW	BMW M240iR Cup	2:27.812	12	12	6.759	0.281	134.27
18	48	TC	10	Zane HODGEN (USA) Lone Star Racing	BMW M235iR Cup	2:28.204	9	11	7.151	0.392	133.91
19	21	TC	11	Bruce ROBSON (USA) Auto Technic Racing	BMW M240iR Cup	2:30.119	12	12	9.066	1.915	132.20
20	27	TC	12	John RADER (USA) Classic BMW	BMW M240iR Cup	2:32.663	10	12	11.610	2.544	130.00
21	93	TC	13	Karl HERTEL (USA) Team HMA	Honda Civic Type-R	2:32.948	9	10	11.895	0.285	129.76
22	59	TCA	1	Juan Diego HERNANDEZ (GTM) VGMCRacing	Honda Civic Si	2:33.313	5	6	12.260	0.365	129.45
23	18	TCA	2	Caleb BACON (USA) CB Motorsports	Hyundai Veloster Turbo	2:33.563	4	5	12.510	0.250	129.24
24	9	TCA	3	Kevin BOEHM (USA) Boehm Racing	Honda Civic Si	2:33.799	3	7	12.746	0.236	129.04
25	8	TC	14	Ruben IGLESIAS (PRI) VGMCRacing	Honda Civic Type-R	2:33.916	3	5	12.863	0.117	128.94
26	25	TCA	4	PJ GROENKE (CAN) TechSport Racing	Subaru BRZ IS	2:34.003	6	6	12.950	0.087	128.87
27	57	TCA	5	Tyler GONZALEZ (USA) Copeland Motorsports	Hyundai Veloster Turbo	2:34.124	10	11	13.071	0.121	128.77
28	61	TCA	6	Mark POMBO (USA) MINI JCW Team	MINI Cooper JCW	2:34.166	10	11	13.113	0.042	128.73
29	60	TCA	7	Tomas MEJIA (USA) MINI JCW Team	MINI Cooper JCW	2:34.606	9	11	13.553	0.440	128.37
30	22	TCA	8	Joey ESSMA (USA) TechSport Racing	Subaru BRZ IS	2:35.635	3	10	14.582	1.029	127.52
31	33	TCA	9	Matt FORBUSH (USA) CB Motorsports	Hyundai Veloster Turbo	2:36.441	4	10	15.388	0.806	126.86
32	07	TCA	10	Jose DASILVA (PRT) Ives Motorsports	Mazda Global MX5 Cup ND.2	2:36.673	3	9	15.620	0.232	126.67
33	24	TCA	11	Damon SURZYSHYN (CAN) TechSport Racing	Subaru BRZ IS	2:38.678	2	5	17.625	2.005	125.07
34	178	TCA	12	Jonathan NEWCOMBE (USA) VGMCRacing	Honda Civic Si	2:39.507	5	5	18.454	0.829	124.42

Circuit of the Americas

Circuit Length = 5.513 km

Start: 15:30 Flag 16:05 End: 16:10

Weather / Track : Bright / Dry

These results are provisional until the conclusion of any judicial and technical matters.

Race Director :	Stewards :	Timekeeper :
-----------------	------------	--------------

Results can be found at www.tsl-timing.com

Printed - 16:11 Friday, March 6, 2020



Circuit of the Americas

TC America - TCR

PRACTICE SESSION 2 - CLASSIFICATION



POS	NO	CL	PIC	DRIVER / TEAM	CAR	TIME	ON	LAPS	GAP	DIFF	KPH
1	74	TCR	1	Tyler MAXSON (USA) Copeland Motorsports	Hyundai Veloster N TCR	2:21.053	5	7			140.70
2	17	TCR	2	Scott SMITHSON (USA) DXDT Racing	Honda Civic Type-R	2:21.299	4	11	0.246	0.246	140.45
3	72	TCR	3	Nate VINCENT (USA) FCP Euro	Volkswagen Golf GTI	2:21.393	9	11	0.340	0.094	140.36
4	5	TCR	4	Roy BLOCK (ARG) KMW Motorsports w/ TMR Engineering	Alfa Romeo Giulietta	2:21.421	5	7	0.368	0.028	140.33
5	99	TCR	5	Victor GONZALEZ JR (PRI) VGM Racing	Honda Civic Type-R	2:21.423	3	4	0.370	0.002	140.33
6	51	TCR	6	Nikko REGER (USA) Copeland Motorsports	Hyundai Veloster N TCR	2:21.514	5	7	0.461	0.091	140.24
7	71	TCR	7	Michael HURCZYN (USA) FCP Euro	Volkswagen Golf GTI	2:22.306	10	12	1.253	0.792	139.46
8	04	TCR	8	CJ MOSES (USA) DXDT Racing	Honda Civic Type-R	2:24.333	7	12	3.280	2.027	137.50

Weather / Track : Bright / Dry

These results are provisional until the conclusion of any judicial and technical matters.

Circuit of the Americas

Circuit Length = 5.513 km

Start: 15:30 Flag 16:05 End: 16:10

Race Director :

Stewards :

Timekeeper :

Results can be found at www.tsl-timing.com

Printed - 16:15 Friday, March 6, 2020



Circuit of the Americas

TC America - TCA

PRACTICE SESSION 2 - CLASSIFICATION



POS	NO	CL	PIC	DRIVER / TEAM	CAR	TIME	ON	LAPS	GAP	DIFF	KPH
1	59	TCA	1	Juan Diego HERNANDEZ (GTM) VGMC Racing	Honda Civic Si	2:33.313	5	6			129.45
2	18	TCA	2	Caleb BACON (USA) CB Motorsports	Hyundai Veloster Turbo	2:33.563	4	5	0.250	0.250	129.24
3	9	TCA	3	Kevin BOEHM (USA) Boehm Racing	Honda Civic Si	2:33.799	3	7	0.486	0.236	129.04
4	25	TCA	4	PJ GROENKE (CAN) TechSport Racing	Subaru BRZ IS	2:34.003	6	6	0.690	0.204	128.87
5	57	TCA	5	Tyler GONZALEZ (USA) Copeland Motorsports	Hyundai Veloster Turbo	2:34.124	10	11	0.811	0.121	128.77
6	61	TCA	6	Mark POMBO (USA) MINI JCW Team	MINI Cooper JCW	2:34.166	10	11	0.853	0.042	128.73
7	60	TCA	7	Tomas MEJIA (USA) MINI JCW Team	MINI Cooper JCW	2:34.606	9	11	1.293	0.440	128.37
8	22	TCA	8	Joey ESSMA (USA) TechSport Racing	Subaru BRZ IS	2:35.635	3	10	2.322	1.029	127.52
9	33	TCA	9	Matt FORBUSH (USA) CB Motorsports	Hyundai Veloster Turbo	2:36.441	4	10	3.128	0.806	126.86
10	07	TCA	10	Jose DASILVA (PRT) Ives Motorsports	Mazda Global MX5 Cup ND.2	2:36.673	3	9	3.360	0.232	126.67
11	24	TCA	11	Damon SURZYSHYN (CAN) TechSport Racing	Subaru BRZ IS	2:38.678	2	5	5.365	2.005	125.07
12	178	TCA	12	Jonathan NEWCOMBE (USA) VGMC Racing	Honda Civic Si	2:39.507	5	5	6.194	0.829	124.42

Weather / Track : Bright / Dry

These results are provisional until the conclusion of any judicial and technical matters.

Circuit of the Americas

Circuit Length = 5.513 km

Start: 15:30 Flag 16:05 End: 16:10

Race Director :

Stewards :

Timekeeper :

Results can be found at www.tsl-timing.com

Printed - 16:14 Friday, March 6, 2020



Circuit of the Americas

TC America - TC

PRACTICE SESSION 2 - CLASSIFICATION



POS	NO	CL	PIC	DRIVER / TEAM	CAR	TIME	ON	LAPS	GAP	DIFF	KPH
1	26	TC	1	Toby GRAHOVEC (USA) Classic BMW	BMW M240iR Cup	2:25.938	4	12			135.99
2	31	TC	2	Johan SCHWARTZ (DNK) Hard Motorsport	BMW M240iR Cup	2:26.449	7	12	0.511	0.511	135.52
3	94	TC	3	Chandler HULL (USA) BimmerWorld	BMW M240iR Cup	2:26.807	12	12	0.869	0.358	135.18
4	36	TC	4	James CLAY (USA) Bimmerworld	BMW M240iR Cup	2:26.992	10	10	1.054	0.185	135.01
5	52	TC	5	Tom CAPIZZI (USA) Auto Technic Racing	BMW M240iR Cup	2:27.324	7	12	1.386	0.332	134.71
6	20	TC	6	Rob SLONAKER (USA) Auto Technic Racing	BMW M240iR Cup	2:27.454	9	11	1.516	0.130	134.59
7	78	TC	7	Jeff RICCA (USA) GenRacer/Ricca Autosport	Hyundai Veloster N TC	2:27.507	7	9	1.569	0.053	134.54
8	23	TC	8	Joseph FEDERL (USA) TechSport Racing	Nissan 370z	2:27.531	10	11	1.593	0.024	134.52
9	11	TC	9	Phil BLOOM (USA) Classic BMW	BMW M240iR Cup	2:27.812	12	12	1.874	0.281	134.27
10	48	TC	10	Zane HODGEN (USA) Lone Star Racing	BMW M235iR Cup	2:28.204	9	11	2.266	0.392	133.91
11	21	TC	11	Bruce ROBSON (USA) Auto Technic Racing	BMW M240iR Cup	2:30.119	12	12	4.181	1.915	132.20
12	27	TC	12	John RADER (USA) Classic BMW	BMW M240iR Cup	2:32.663	10	12	6.725	2.544	130.00
13	93	TC	13	Karl HERTEL (USA) Team HMA	Honda Civic Type-R	2:32.948	9	10	7.010	0.285	129.76
14	8	TC	14	Ruben IGLESIAS (PRI) VGMC Racing	Honda Civic Type-R	2:33.916	3	5	7.978	0.968	128.94

Weather / Track : Bright / Dry

These results are provisional until the conclusion of any judicial and technical matters.

Circuit of the Americas

Circuit Length = 5.513 km

Start: 15:30 Flag 16:05 End: 16:10

Race Director :	Stewards :	Timekeeper :
-----------------	------------	--------------

Results can be found at www.tsl-timing.com

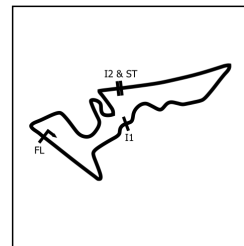
Printed - 16:13 Friday, March 6, 2020



Circuit of the Americas

TC America - TCR TCA TC

PRACTICE SESSION 2 - SECTOR ANALYSIS



SECTOR 1 = FL to I1, SECTOR 2 = I1 to I2, SECTOR 3 = I2 to FL, DIFF = Difference To Personal Best Lap, P = Crossed Finish Line in Pit Lane, D = Time Disallowed

P1		74 TCR		Tyler MAXSON		Hyundai Veloster N TCR - Copeland Motorsports		
IDEAL LAP TIME : 2:20.701		BEST LAP TIME : 2:21.053		DIFFERENCE : 0.352				
LAP	SECTOR 1	SECTOR 2		SECTOR 3	LAP TIME	KPH	DIFF	TIME OF DAY
1 -	OUTLAP	55.543	223.6	58.536				15:32:42.331
2 -	31.159	54.286	225.4	57.645	2:23.090	138.70	2.037	15:35:05.421
3 -	30.376	53.145	215.1	58.418	2:21.939	139.82	0.886	15:37:27.360
4 -	30.163	53.268	229.7	58.340	2:21.771 (2)	139.99	0.718	15:39:49.131
5 -	30.100	53.497	227.3	57.456	2:21.053 (1)	140.70		15:42:10.184
6 -	30.139	53.489	222.2	58.243	2:21.871 (3)	139.89	0.818	15:44:32.055
7 -	30.123	54.395	206.5	59.632	2:24.150	137.68	3.097	15:46:56.205

P2		17 TCR		Scott SMITHSON		Honda Civic Type-R - DXDT Racing		
IDEAL LAP TIME : 2:21.201		BEST LAP TIME : 2:21.299		DIFFERENCE : 0.098				
LAP	SECTOR 1	SECTOR 2		SECTOR 3	LAP TIME	KPH	DIFF	TIME OF DAY
1 -	OUTLAP	1:09.007	179.7	1:03.537				15:34:59.211
2 -	31.755	55.407	218.6	58.022	2:25.184	136.70	3.885	15:37:24.395
3 -	30.711	53.784	227.3	57.525	2:22.020 (2)	139.74	0.721	15:39:46.415
4 -	30.515	53.750	227.3	57.034	2:21.299 (1)	140.45		15:42:07.714
5 -	31.007	53.652	223.6	57.501	2:22.160 (3)	139.60	0.861	15:44:29.874
6 -	31.079	55.282	210.5	IN PIT	2:31.225 P	131.24	9.926	15:47:01.099
7 -	OUTLAP	54.523	225.0	58.079	10:37.827	31.11	8:16.528	15:57:38.926
8 -	31.338	54.528	211.7	57.762	2:23.628	138.18	2.329	16:00:02.554
9 -	30.971	54.121	228.8	57.901	2:22.993	138.79	1.694	16:02:25.547
10 -	30.524	54.593	222.6	57.579	2:22.696	139.08	1.397	16:04:48.243
11 -	33.072	59.446	152.3	IN PIT	2:47.474 P	118.50	26.175	16:07:35.717

P3		72 TCR		Nate VINCENT		Volkswagen GolfGTI - FCP Euro		
IDEAL LAP TIME : 2:21.223		BEST LAP TIME : 2:21.393		DIFFERENCE : 0.170				
LAP	SECTOR 1	SECTOR 2		SECTOR 3	LAP TIME	KPH	DIFF	TIME OF DAY
1 -	OUTLAP	55.899	227.8	58.711				15:32:32.016
2 -	30.400	54.099	215.5	58.569	2:23.068	138.72	1.675	15:34:55.084
3 -	30.313	54.130	234.7	58.512	2:22.955	138.83	1.562	15:37:18.039
4 -	30.331	54.541	225.0	57.463	2:22.335	139.43	0.942	15:39:40.374
5 -	30.040	54.232	225.4	57.853	2:22.125 (3)	139.64	0.732	15:42:02.499
6 -	30.106	54.381	230.7	IN PIT	2:26.031 P	135.90	4.638	15:44:28.530
7 -	OUTLAP	55.144	195.2	59.008	11:02.141	29.97	8:40.748	15:55:30.671
8 -	30.230	54.017	221.7	57.537	2:21.784 (2)	139.97	0.391	15:57:52.455
9 -	30.155	53.720	228.8	57.518	2:21.393 (1)	140.36		16:00:13.848
10 -	30.241	54.168	227.8	57.735	2:22.144	139.62	0.751	16:02:35.992
11 -	30.143	53.939	235.8	IN PIT	2:26.596 P	135.38	5.203	16:05:02.588

P4		5 TCR		Roy BLOCK		Alfa Romeo Giulietta - KMW Motorsports w/TMR Engineering		
IDEAL LAP TIME : 2:21.345		BEST LAP TIME : 2:21.421		DIFFERENCE : 0.076				
LAP	SECTOR 1	SECTOR 2		SECTOR 3	LAP TIME	KPH	DIFF	TIME OF DAY
1 -	OUTLAP	58.298	230.7	1:00.713				15:32:49.131
2 -	31.520	54.480	229.7	57.713	2:23.713	138.10	2.292	15:35:12.844
3 -	30.697	53.880	230.2	57.615	2:22.192	139.57	0.771	15:37:35.036
4 -	30.518	53.669	228.3	57.430	2:21.617 (2)	140.14	0.196	15:39:56.653
5 -	30.594	53.657	228.8	57.170	2:21.421 (1)	140.33		15:42:18.074
6 -	30.646	53.688	227.3	57.446	2:21.780 (3)	139.98	0.359	15:44:39.854
7 -	30.970	55.707	226.4	IN PIT	2:38.851 P	124.93	17.430	15:47:18.705

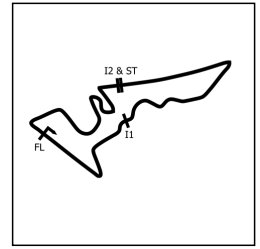
Weather / Track : Bright / Dry

Circuit of the Americas
 Circuit Length = 5.513 km
 Start: 15:30 Flag 16:05 End: 16:10

Circuit of the Americas

TC America - TCR TCA TC

PRACTICE SESSION 2 - SECTOR ANALYSIS



SECTOR 1 = FL to I1, SECTOR 2 = I1 to I2, SECTOR 3 = I2 to FL, DIFF = Difference To Personal Best Lap, P = Crossed Finish Line in Pit Lane, D = Time Disallowed

P5 99 TCR		Victor GONZALEZ JR			Honda Civic Type-R - VGMC Racing			
IDEAL LAP TIME : 2:20.999		BEST LAP TIME : 2:21.423		DIFFERENCE : 0.424				
LAP	SECTOR 1	SECTOR 2	SECTOR 3	LAP TIME	KPH	DIFF	TIME OF DAY	
1 -	OUTLAP	56.165	211.3	58.906			15:32:41.973	
2 -	30.821	54.564	231.2	56.998	2:22.383 (2)	139.39	0.960	15:35:04.356
3 -	30.553	53.808	231.2	57.062	2:21.423 (1)	140.33		15:37:25.779
4 -	30.348	53.653	231.2	IN PIT	2:27.113	P 134.90	5.690	15:39:52.892

P6 51 TCR		Nikko REGER			Hyundai Veloster N TCR - Copeland Motorsports			
IDEAL LAP TIME : 2:20.964		BEST LAP TIME : 2:21.514		DIFFERENCE : 0.550				
LAP	SECTOR 1	SECTOR 2	SECTOR 3	LAP TIME	KPH	DIFF	TIME OF DAY	
1 -	OUTLAP	56.515	211.7	58.715			15:32:43.128	
2 -	30.998	54.479	231.7	57.638	2:23.115	138.67	1.601	15:35:06.243
3 -	30.503	53.505	235.2	57.847	2:21.855	139.90	0.341	15:37:28.098
4 -	30.307	53.532	234.7	57.901	2:21.740 (2)	140.02	0.226	15:39:49.838
5 -	30.513	53.680	235.8	57.321	2:21.514 (1)	140.24		15:42:11.352
6 -	30.138	53.994	236.3	57.647	2:21.779 (3)	139.98	0.265	15:44:33.131
7 -	30.231	54.215	217.7	IN PIT	2:30.181	P 132.15	8.667	15:47:03.312

P7 71 TCR		Michael HURCZYN			Volkswagen GolfGTI - FCP Euro			
IDEAL LAP TIME : 2:21.666		BEST LAP TIME : 2:22.306		DIFFERENCE : 0.640				
LAP	SECTOR 1	SECTOR 2	SECTOR 3	LAP TIME	KPH	DIFF	TIME OF DAY	
1 -	OUTLAP	55.443	228.8	58.037			15:32:29.727	
2 -	30.592	53.914	231.2	58.507	2:23.013	138.77	0.707	15:34:52.740
3 -	30.714	54.477	231.2	57.746	2:22.937	138.84	0.631	15:37:15.677
4 -	30.518	53.972	232.7	58.197	2:22.687 (3)	139.09	0.381	15:39:38.364
5 -			227.3	IN PIT	2:31.262	P 131.20	8.956	15:42:09.626
6 -	OUTLAP	54.574	231.7	57.494	4:27.756	74.12	2:05.450	15:46:37.382
7 -	30.454	54.376	233.2	58.332	2:23.162	138.63	0.856	15:49:00.544
8 -	OUTLAP	54.770	227.8	1:01.051	6:33.455	50.44	4:11.149	15:55:33.999
9 -	30.455	54.156	234.2	57.762	2:22.373 (2)	139.40	0.067	15:57:56.372
10 -	30.258	53.941	233.2	58.107	2:22.306 (1)	139.46		16:00:18.678
11 -	30.293	54.428	234.7	58.185	2:22.906	138.88	0.600	16:02:41.584
12 -	30.266	54.423	230.7	IN PIT	2:28.351	P 133.78	6.045	16:05:09.935

P8 04 TCR		CJ MOSES			Honda Civic Type-R - DXDT Racing			
IDEAL LAP TIME : 2:23.266		BEST LAP TIME : 2:24.333		DIFFERENCE : 1.067				
LAP	SECTOR 1	SECTOR 2	SECTOR 3	LAP TIME	KPH	DIFF	TIME OF DAY	
1 -	OUTLAP	1:00.153	225.9	1:02.085			15:32:48.392	
2 -	33.469	55.005	230.7	58.143	2:26.617	135.36	2.284	15:35:15.009
3 -	31.222	54.457	231.7	59.132	2:24.811 (3)	137.05	0.478	15:37:39.820
4 -	31.325	54.417	234.7	58.612	2:24.354 (2)	137.48	0.021	15:40:04.174
5 -	31.427	55.085	229.7	59.009	2:25.521	136.38	1.188	15:42:29.695
6 -	31.728	55.129	228.8	57.989	2:24.846	137.02	0.513	15:44:54.541
7 -	31.587	54.586	228.8	58.160	2:24.333 (1)	137.50		15:47:18.874
8 -	OUTLAP	56.178	221.7	1:00.092	8:45.938	37.73	6:21.605	15:56:04.812
9 -	31.778	55.167	223.1	1:00.070	2:27.015	134.99	2.682	15:58:31.827
10 -	31.932	54.839	229.2	59.131	2:25.902	136.02	1.569	16:00:57.729
11 -	31.754	55.148	216.0	1:00.189	2:27.091	134.92	2.758	16:03:24.820
12 -	31.588	54.822	228.8	58.809	2:25.219	136.66	0.886	16:05:50.039

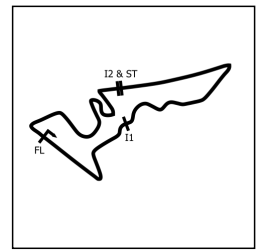
Weather / Track : Bright / Dry

Circuit of the Americas
 Circuit Length = 5.513 km
 Start: 15:30 Flag 16:05 End: 16:10

Circuit of the Americas

TC America - TCR TCA TC

PRACTICE SESSION 2 - SECTOR ANALYSIS



SECTOR 1 = FL to I1, SECTOR 2 = I1 to I2, SECTOR 3 = I2 to FL, DIFF = Difference To Personal Best Lap, P = Crossed Finish Line in Pit Lane, D = Time Disallowed

P9 26 TC		Toby GRAHOVEC			BMW M240R Cup - Classic BMW		
IDEAL LAP TIME : 2:25.728		BEST LAP TIME : 2:25.938		DIFFERENCE : 0.210			
LAP	SECTOR 1	SECTOR 2	SECTOR 3	LAP TIME	KPH	DIFF	TIME OF DAY
1 -	OUTLAP	58.244	217.7	1:00.287			15:32:40.654
2 -	32.542	57.188	219.9	58.568	2:28.298	133.83	2.360 15:35:08.952
3 -	31.929	56.754	208.8	1:03.171	2:31.854	130.69	5.916 15:37:40.806
4 -	31.908	55.670	219.9	58.360	2:25.938 (1)	135.99	15:40:06.744
5 -	31.698	55.828	222.2	59.256	2:26.782	135.21	0.844 15:42:33.526
6 -	31.799	56.436	219.0	58.372	2:26.607 (3)	135.37	0.669 15:45:00.133
7 -	32.083	55.716	221.3	58.870	2:26.669	135.31	0.731 15:47:26.802
8 -	OUTLAP	57.980	203.7	1:01.022	8:07.902	40.67	5:41.964 15:55:34.704
9 -	31.914	55.926	219.0	58.884	2:26.724	135.26	0.786 15:58:01.428
10 -	31.860	55.935	219.0	58.600	2:26.395 (2)	135.57	0.457 16:00:27.823
11 -	31.865	55.890	218.6	59.154	2:26.909	135.09	0.971 16:02:54.732
12 -	31.755	56.309	219.5	58.826	2:26.890	135.11	0.952 16:05:21.622

P10 31 TC		Johan SCHWARTZ			BMW M240R Cup - Hard Motorsport		
IDEAL LAP TIME : 2:25.898		BEST LAP TIME : 2:26.449		DIFFERENCE : 0.551			
LAP	SECTOR 1	SECTOR 2	SECTOR 3	LAP TIME	KPH	DIFF	TIME OF DAY
1 -	OUTLAP	59.745	192.8	1:00.978			15:33:07.812
2 -	32.010	56.307	218.6	58.851	2:27.168	134.85	0.719 15:35:34.980
3 -	31.818	57.820	219.5	58.641	2:28.279	133.84	1.830 15:38:03.259
4 -	32.833	58.121	222.2	59.193	2:30.147	132.18	3.698 15:40:33.406
5 -	31.957	56.288	219.0	58.465	2:26.710 (3)	135.27	0.261 15:43:00.116
6 -	31.564	56.236	219.9	58.940	2:26.740	135.25	0.291 15:45:26.856
7 -	31.889	55.869	219.9	58.691	2:26.449 (1)	135.52	15:47:53.305
8 -	OUTLAP	56.270	222.2	59.531	7:57.262	41.58	5:30.813 15:55:50.567
9 -	31.624	56.142	220.4	58.718	2:26.484 (2)	135.48	0.035 15:58:17.051
10 -	31.636	56.085	221.3	IN PIT	2:30.649 P	131.74	4.200 16:00:47.700
11 -	OUTLAP	56.276	221.7	58.529	3:18.166	100.15	51.717 16:04:05.866
12 -	32.094	55.931	223.6	1:02.087	2:30.112	132.21	3.663 16:06:35.978

P11 94 TC		Chandler HULL			BMW M240R Cup - BimmerWorld		
IDEAL LAP TIME : 2:26.639		BEST LAP TIME : 2:26.807		DIFFERENCE : 0.168			
LAP	SECTOR 1	SECTOR 2	SECTOR 3	LAP TIME	KPH	DIFF	TIME OF DAY
1 -	OUTLAP	59.797	186.8	1:05.756			15:32:49.876
2 -	32.747	56.652	216.8	59.311	2:28.710	133.45	1.903 15:35:18.586
3 -	32.119	56.413	216.8	59.320	2:27.852	134.23	1.045 15:37:46.438
4 -	32.636	56.265	218.1	IN PIT	2:33.811 P	129.03	7.004 15:40:20.249
5 -	OUTLAP	56.760	221.7	59.445	3:43.807	88.67	1:17.000 15:44:04.056
6 -	31.857	56.331	218.6	58.985	2:27.173 (3)	134.85	0.366 15:46:31.229
7 -	32.021	56.231	219.0	IN PIT	2:33.167 P	129.57	6.360 15:49:04.396
8 -	OUTLAP	56.425	220.8	59.160	6:36.298	50.08	4:09.491 15:55:40.694
9 -	31.915	56.744	219.5	59.005	2:27.664	134.40	0.857 15:58:08.358
10 -	31.953	56.160	223.6	58.915	2:27.028 (2)	134.98	0.221 16:00:35.386
11 -	31.925	56.273	225.0	59.692	2:27.890	134.19	1.083 16:03:03.276
12 -	31.736	55.988	224.0	59.083	2:26.807 (1)	135.18	16:05:30.083

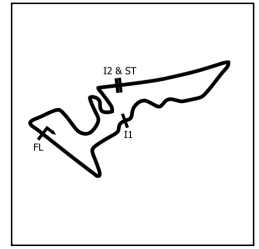
Weather / Track : Bright / Dry

Circuit of the Americas
 Circuit Length = 5.513 km
 Start: 15:30 Flag 16:05 End: 16:10

Circuit of the Americas

TC America - TCR TCA TC

PRACTICE SESSION 2 - SECTOR ANALYSIS



SECTOR 1 = FL to I1, SECTOR 2 = I1 to I2, SECTOR 3 = I2 to FL, DIFF = Difference To Personal Best Lap, P = Crossed Finish Line in Pit Lane, D = Time Disallowed

P12 36 TC		James CLAY			BMW M240R Cup - Bimmerworld		
IDEAL LAP TIME : 2:26.606		BEST LAP TIME : 2:26.992		DIFFERENCE : 0.386			
LAP	SECTOR 1	SECTOR 2	SECTOR 3	LAP TIME	KPH	DIFF	TIME OF DAY
1 -	OUTLAP	59.124	206.1	1:08.772			15:32:51.286
2 -	32.852	56.430	216.4	59.157	2:28.439	133.70	1.447 15:35:19.725
3 -	31.767	56.216	223.1	59.421	2:27.404 (3)	134.64	0.412 15:37:47.129
4 -	32.219	56.300	223.6	59.346	2:27.865	134.22	0.873 15:40:14.994
5 -	31.778	56.592	218.6	IN PIT	2:34.316 P	128.61	7.324 15:42:49.310
6 -	OUTLAP	55.946	222.2	59.437	5:14.784	63.04	2:47.792 15:48:04.094
7 -	OUTLAP	56.975	192.5	IN PIT	7:33.820 P	43.73	5:06.828 15:55:37.914
8 -	OUTLAP	56.636	219.5	59.382	5:23.097	61.42	2:56.105 16:01:01.011
9 -	31.901	56.402	220.4	58.996	2:27.299 (2)	134.73	0.307 16:03:28.310
10 -	31.850	56.249	221.7	58.893	2:26.992 (1)	135.01	16:05:55.302

P13 52 TC		Tom CAPIZZI			BMW M240R Cup - Auto Technic Racing		
IDEAL LAP TIME : 2:26.878		BEST LAP TIME : 2:27.324		DIFFERENCE : 0.446			
LAP	SECTOR 1	SECTOR 2	SECTOR 3	LAP TIME	KPH	DIFF	TIME OF DAY
1 -	OUTLAP	58.016	190.4	1:00.926			15:33:08.093
2 -	32.074	56.286	223.1	59.225	2:27.585 (3)	134.47	0.261 15:35:35.678
3 -	32.162	57.408	221.7	59.813	2:29.383	132.85	2.059 15:38:05.061
4 -	32.117	57.648	224.0	1:02.716	2:32.481	130.15	5.157 15:40:37.542
5 -	32.296	58.301	216.8	59.015	2:29.612	132.65	2.288 15:43:07.154
6 -	32.043	56.251	216.8	59.691	2:27.985	134.11	0.661 15:45:35.139
7 -	32.125	56.398	218.6	58.801	2:27.324 (1)	134.71	15:48:02.463
8 -	OUTLAP	56.949	198.1	1:00.576	8:39.077	38.23	6:11.753 15:56:41.540
9 -	31.960	56.393	218.6	59.748	2:28.101	134.00	0.777 15:59:09.641
10 -	31.982	56.117	218.6	59.299	2:27.398 (2)	134.64	0.074 16:01:37.039
11 -	31.961	56.413	219.5	59.511	2:27.885	134.20	0.561 16:04:04.924
12 -	32.222	56.515	219.5	1:03.229	2:31.966	130.60	4.642 16:06:36.890

P14 20 TC		Rob SLONAKER			BMW M240R Cup - Auto Technic Racing		
IDEAL LAP TIME : 2:27.084		BEST LAP TIME : 2:27.454		DIFFERENCE : 0.370			
LAP	SECTOR 1	SECTOR 2	SECTOR 3	LAP TIME	KPH	DIFF	TIME OF DAY
1 -	OUTLAP	58.045	216.8	1:00.540			15:32:58.652
2 -	32.079	57.011	220.4	1:01.443	2:30.533	131.84	3.079 15:35:29.185
3 -	33.513	57.921	218.1	59.530	2:30.964	131.46	3.510 15:38:00.149
4 -	32.087	56.941	218.6	59.253	2:28.281	133.84	0.827 15:40:28.430
5 -	31.902	56.814	218.6	59.037	2:27.753	134.32	0.299 15:42:56.183
6 -	32.041	56.891	215.1	IN PIT	2:34.747 P	128.25	7.293 15:45:30.930
7 -	OUTLAP	57.290	219.5	59.544	10:14.807	32.28	7:47.353 15:55:45.737
8 -	31.719	56.906	219.9	59.489	2:28.114	133.99	0.660 15:58:13.851
9 -	31.874	56.849	220.4	58.731	2:27.454 (1)	134.59	16:00:41.305
10 -	31.876	56.777	220.4	58.808	2:27.461 (3)	134.59	0.007 16:03:08.766
11 -	31.701	56.652	220.8	59.101	2:27.454 (1)	134.59	16:05:36.220

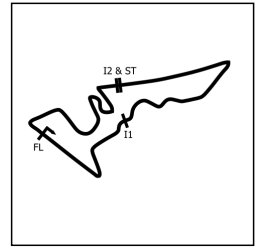
Weather / Track : Bright / Dry

Circuit of the Americas
 Circuit Length = 5.513 km
 Start: 15:30 Flag 16:05 End: 16:10

Circuit of the Americas

TC America - TCR TCA TC

PRACTICE SESSION 2 - SECTOR ANALYSIS



SECTOR 1 = FL to I1, SECTOR 2 = I1 to I2, SECTOR 3 = I2 to FL, DIFF = Difference To Personal Best Lap, P = Crossed Finish Line in Pit Lane, D = Time Disallowed

P15 78 TC		Jeff RICCA			Hyundai Veloster N TC - GenRacer/Ricca Autosport		
IDEAL LAP TIME : 2:26.401		BEST LAP TIME : 2:27.507		DIFFERENCE : 1.106			
LAP	SECTOR 1	SECTOR 2	SECTOR 3	LAP TIME	KPH	DIFF	TIME OF DAY
1 -	OUTLAP	56.561	221.7	58.963			15:32:33.963
2 -	32.320	57.020	201.8	1:00.529	2:29.869	132.42	2.362 15:35:03.832
3 -	34.252	57.252	206.5	1:00.106	2:31.610	130.90	4.103 15:37:35.442
4 -	32.077	55.801	219.0	59.724	2:27.602 (2)	134.46	0.095 15:40:03.044
5 -	31.637	56.447	219.9	59.777	2:27.861 (3)	134.22	0.354 15:42:30.905
6 -	31.674	56.870	217.7	59.654	2:28.198	133.92	0.691 15:44:59.103
7 -	31.671	56.330	219.5	59.506	2:27.507 (1)	134.54	15:47:26.610
8 -	OUTLAP	56.386	222.6	59.728	9:16.336	35.67	6:48.829 15:56:42.946
9 -	32.127	56.996	219.5	IN PIT	2:41.342 P	123.01	13.835 15:59:24.288

P16 23 TC		Joseph FEDERL			Nissan 370z - TechSportRacing		
IDEAL LAP TIME : 2:26.903		BEST LAP TIME : 2:27.531		DIFFERENCE : 0.628			
LAP	SECTOR 1	SECTOR 2	SECTOR 3	LAP TIME	KPH	DIFF	TIME OF DAY
1 -	OUTLAP	58.613	217.7	59.787			15:33:24.310
2 -	32.481	56.457	211.3	IN PIT	2:37.167 P	126.27	9.636 15:36:01.477
3 -	OUTLAP	57.144	222.2	59.057	3:27.775	95.52	1:00.244 15:39:29.252
4 -	32.222	55.949	222.2	59.382	2:27.553 (2)	134.50	0.022 15:41:56.805
5 -	32.287	56.095	222.2	59.519	2:27.901	134.18	0.370 15:44:24.706
6 -	33.471	57.411	226.4	59.162	2:30.044	132.27	2.513 15:46:54.750
7 -	OUTLAP	57.385	221.7	59.404	8:44.592	37.83	6:17.061 15:55:39.342
8 -	32.169	56.086	223.6	59.356	2:27.611 (3)	134.45	0.080 15:58:06.953
9 -	32.021	56.287	225.0	59.407	2:27.715	134.35	0.184 16:00:34.668
10 -	31.897	56.213	225.9	59.421	2:27.531 (1)	134.52	16:03:02.199
11 -	31.929	56.403	222.6	59.545	2:27.877	134.21	0.346 16:05:30.076

P17 11 TC		Phil BLOOM			BMW M240R Cup - Classic BMW		
IDEAL LAP TIME : 2:27.022		BEST LAP TIME : 2:27.812		DIFFERENCE : 0.790			
LAP	SECTOR 1	SECTOR 2	SECTOR 3	LAP TIME	KPH	DIFF	TIME OF DAY
1 -	OUTLAP	58.572	214.2	59.340			15:32:39.083
2 -	32.493	57.332	216.0	59.365	2:29.190	133.03	1.378 15:35:08.273
3 -	32.318	56.830	216.8	59.248	2:28.396 (3)	133.74	0.584 15:37:36.669
4 -	32.260	56.343	217.7	59.972	2:28.575	133.58	0.763 15:40:05.244
5 -	32.139	56.317	217.3	1:00.292	2:28.748	133.42	0.936 15:42:33.992
6 -	32.154	56.787	218.6	1:00.435	2:29.376	132.86	1.564 15:45:03.368
7 -	32.449	56.854	216.8	59.102	2:28.405	133.73	0.593 15:47:31.773
8 -	OUTLAP	57.828	201.1	1:01.259	8:03.437	41.05	5:35.625 15:55:35.210
9 -	31.989	56.808	219.5	59.236	2:28.033 (2)	134.07	0.221 15:58:03.243
10 -	32.559	57.595	217.7	59.241	2:29.395	132.84	1.583 16:00:32.638
11 -	32.894	56.878	216.8	1:00.521	2:30.293	132.05	2.481 16:03:02.931
12 -	32.629	56.467	221.7	58.716	2:27.812 (1)	134.27	16:05:30.743

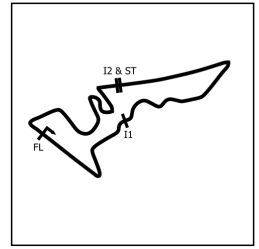
Weather / Track : Bright / Dry

Circuit of the Americas
 Circuit Length = 5.513 km
 Start: 15:30 Flag 16:05 End: 16:10

Circuit of the Americas

TC America - TCR TCA TC

PRACTICE SESSION 2 - SECTOR ANALYSIS



SECTOR 1 = FL to I1, SECTOR 2 = I1 to I2, SECTOR 3 = I2 to FL, DIFF = Difference To Personal Best Lap, P = Crossed Finish Line in Pit Lane, D = Time Disallowed

P18 48 TC		Zane HODGEN			BMW M235iR Cup - Lone Star Racing		
IDEAL LAP TIME : 2:27.778		BEST LAP TIME : 2:28.204		DIFFERENCE : 0.426			
LAP	SECTOR 1	SECTOR 2	SECTOR 3	LAP TIME	KPH	DIFF	TIME OF DAY
1 -	OUTLAP	59.953	212.1	1:00.458			15:34:15.250
2 -	32.331	57.381	217.3	1:01.151	2:30.863	131.55	2.659 15:36:46.113
3 -	32.272	56.869	218.1	59.162	2:28.303 (2)	133.82	0.099 15:39:14.416
4 -	32.114	56.812	220.4	59.388	2:28.314 (3)	133.81	0.110 15:41:42.730
5 -	32.649	57.444	217.7	59.433	2:29.526	132.73	1.322 15:44:12.256
6 -	31.945	57.494	218.1	1:01.295	2:30.734	131.66	2.530 15:46:42.990
7 -	OUTLAP	57.563	216.8	59.524	10:21.902	31.91	7:53.698 15:57:04.892
8 -	32.288	57.419	218.1	59.504	2:29.211	133.01	1.007 15:59:34.103
9 -	32.022	56.713	219.5	59.469	2:28.204 (1)	133.91	16:02:02.307
10 -	31.903	57.159	218.1	1:00.113	2:29.175	133.04	0.971 16:04:31.482
11 -	32.485	56.864	219.0	59.295	2:28.644	133.51	0.440 16:07:00.126

P19 21 TC		Bruce ROBSON			BMW M240R Cup - Auto Technic Racing		
IDEAL LAP TIME : 2:29.846		BEST LAP TIME : 2:30.119		DIFFERENCE : 0.273			
LAP	SECTOR 1	SECTOR 2	SECTOR 3	LAP TIME	KPH	DIFF	TIME OF DAY
1 -	OUTLAP	58.554	215.1	1:01.901			15:33:11.397
2 -	32.832	57.699	217.3	1:01.453	2:31.984	130.58	1.865 15:35:43.381
3 -	33.006	58.440	216.8	1:01.484	2:32.930	129.77	2.811 15:38:16.311
4 -	32.545	57.398	217.3	1:00.691	2:30.634 (3)	131.75	0.515 15:40:46.945
5 -	32.734	58.218	217.3	1:00.591	2:31.543	130.96	1.424 15:43:18.488
6 -	32.916	57.203	217.7	1:00.853	2:30.972	131.46	0.853 15:45:49.460
7 -	32.718	58.310	219.0	1:00.724	2:31.752	130.78	1.633 15:48:21.212
8 -	OUTLAP	57.796	218.1	1:01.161	7:30.294	44.07	5:00.175 15:55:51.506
9 -	32.484	57.302	219.5	1:00.610	2:30.396 (2)	131.96	0.277 15:58:21.902
10 -	32.524	57.332	218.6	1:01.302	2:31.158	131.29	1.039 16:00:53.060
11 -	33.024	57.664	218.6	1:00.713	2:31.401	131.08	1.282 16:03:24.461
12 -	32.757	57.119	219.5	1:00.243	2:30.119 (1)	132.20	16:05:54.580

P20 27 TC		John RADER			BMW M240R Cup - Classic BMW		
IDEAL LAP TIME : 2:31.836		BEST LAP TIME : 2:32.663		DIFFERENCE : 0.827			
LAP	SECTOR 1	SECTOR 2	SECTOR 3	LAP TIME	KPH	DIFF	TIME OF DAY
1 -	OUTLAP	1:02.042	216.0	1:01.735			15:32:53.338
2 -	33.746	58.425	210.5	1:02.711	2:34.882	128.14	2.219 15:35:28.220
3 -	34.260	58.628	213.8	1:01.020	2:33.908	128.95	1.245 15:38:02.128
4 -	33.087	58.908	218.6	1:01.998	2:33.993	128.88	1.330 15:40:36.121
5 -	33.140	59.287	208.8	1:01.635	2:34.062	128.82	1.399 15:43:10.183
6 -	32.939	58.507	216.0	1:01.561	2:33.007	129.71	0.344 15:45:43.190
7 -	33.887	59.312	213.4	1:01.553	2:34.752	128.24	2.089 15:48:17.942
8 -	OUTLAP	58.102	211.7	1:00.855	7:52.799	41.97	5:20.136 15:56:10.741
9 -	33.383	58.747	209.7	1:01.185	2:33.315	129.45	0.652 15:58:44.056
10 -	33.439	58.302	218.1	1:00.922	2:32.663 (1)	130.00	16:01:16.719
11 -	33.150	59.052	215.5	1:00.795	2:32.997 (3)	129.72	0.334 16:03:49.716
12 -	33.187	58.489	217.7	1:01.084	2:32.760 (2)	129.92	0.097 16:06:22.476

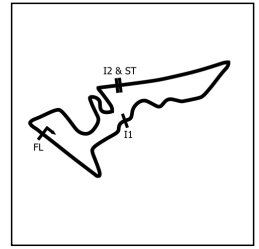
Weather / Track : Bright / Dry

Circuit of the Americas
 Circuit Length = 5.513 km
 Start: 15:30 Flag 16:05 End: 16:10

Circuit of the Americas

TC America - TCR TCA TC

PRACTICE SESSION 2 - SECTOR ANALYSIS



SECTOR 1 = FL to I1, SECTOR 2 = I1 to I2, SECTOR 3 = I2 to FL, DIFF = Difference To Personal Best Lap, P = Crossed Finish Line in Pit Lane, D = Time Disallowed

P21 93 TC		Karl HERTEL		Honda Civic Type-R - Team HMA			
IDEAL LAP TIME : 2:31.468		BEST LAP TIME : 2:32.948		DIFFERENCE : 1.480			
LAP	SECTOR 1	SECTOR 2	SECTOR 3	LAP TIME	KPH	DIFF	TIME OF DAY
1 -	OUTLAP	58.507	216.8	1:00.867			15:32:58.291
2 -	34.453	58.773	216.0	1:01.525	2:34.751	128.24	1.803 15:35:33.042
3 -	33.005	59.088	210.5	1:01.537	2:33.630 (2)	129.18	0.682 15:38:06.672
4 -	33.094	59.122	214.2	IN PIT	2:40.282 P	123.82	7.334 15:40:46.954
5 -	OUTLAP	58.083	213.4	1:01.290	4:25.812	74.66	1:52.864 15:45:12.766
6 -	33.305	58.901	212.1	1:01.447	2:33.653 (3)	129.16	0.705 15:47:46.419
7 -	OUTLAP	58.747	207.6	1:01.246	8:13.631	40.20	5:40.683 15:56:00.050
8 -	32.718	58.443	215.5	1:03.055	2:34.216	128.69	1.268 15:58:34.266
9 -	33.137	57.907	214.7	1:01.904	2:32.948 (1)	129.76	16:01:07.214
10 -	38.518	1:06.446	181.2	IN PIT	3:07.584 P	105.80	34.636 16:04:14.798

P22 59 TCA		Juan Diego HERNANDEZ		Honda Civic Si - VGMC Racing			
IDEAL LAP TIME : 2:33.186		BEST LAP TIME : 2:33.313		DIFFERENCE : 0.127			
LAP	SECTOR 1	SECTOR 2	SECTOR 3	LAP TIME	KPH	DIFF	TIME OF DAY
1 -	OUTLAP	1:01.001	181.8	1:01.997			15:33:57.352
2 -	33.844	58.838	196.0	1:00.851	2:33.533 (2)	129.26	0.220 15:36:30.885
3 -	34.091	59.193	193.8	1:01.547	2:34.831 (3)	128.18	1.518 15:39:05.716
4 -	34.395	1:00.257	159.0	1:08.784	2:43.436	121.43	10.123 15:41:49.152
5 -	33.971	58.522	198.5	1:00.820	2:33.313 (1)	129.45	15:44:22.465
6 -	37.043	1:01.325	159.2	IN PIT	2:53.568 P	114.34	20.255 15:47:16.033

P23 18 TCA		Caleb BACON		Hyundai Veloster Turbo - CB Motorsports			
IDEAL LAP TIME : 2:33.507		BEST LAP TIME : 2:33.563		DIFFERENCE : 0.056			
LAP	SECTOR 1	SECTOR 2	SECTOR 3	LAP TIME	KPH	DIFF	TIME OF DAY
1 -	OUTLAP	59.937	194.5	1:02.895			15:33:19.269
2 -	35.063	59.456	200.0	1:03.831	2:38.350 (3)	125.33	4.787 15:35:57.619
3 -	34.222	59.168	198.1	1:01.732	2:35.122 (2)	127.94	1.559 15:38:32.741
4 -	33.296	58.479	199.6	1:01.788	2:33.563 (1)	129.24	15:41:06.304
5 -		199.2	IN PIT	2:49.374 P	117.17	15.811	15:43:55.678

P24 9 TCA		Kevin BOEHM		Honda Civic Si - Boehm Racing			
IDEAL LAP TIME :		BEST LAP TIME : 2:33.799		DIFFERENCE :			
LAP	SECTOR 1	SECTOR 2	SECTOR 3	LAP TIME	KPH	DIFF	TIME OF DAY
1 -							15:33:46.213
2 -				2:35.856 (3)	127.34	2.057	15:36:22.069
3 -				2:33.799 (1)	129.04		15:38:55.868
4 -				2:34.181 (2)	128.72	0.382	15:41:30.049
5 -			IN PIT	2:41.824 P	122.64	8.025	15:44:11.873
6 -				12:03.785	27.42	9:29.986	15:56:15.659
7 -			IN PIT	2:43.628 P	121.29	9.829	15:58:59.287

P25 8 TC		Ruben IGLESIAS		Honda Civic Type-R - VGMC Racing			
IDEAL LAP TIME : 2:32.834		BEST LAP TIME : 2:33.916		DIFFERENCE : 1.082			
LAP	SECTOR 1	SECTOR 2	SECTOR 3	LAP TIME	KPH	DIFF	TIME OF DAY
1 -	OUTLAP	1:00.872	213.8	1:02.531			15:32:54.605
2 -	33.550	57.967	214.7	1:02.770	2:34.287 (2)	128.63	0.371 15:35:28.892
3 -	34.218	58.240	213.4	1:01.458	2:33.916 (1)	128.94	15:38:02.808
4 -	33.788	57.886	224.5	1:02.879	2:34.553 (3)	128.41	0.637 15:40:37.361
5 -	33.490	58.070	191.1	IN PIT	2:44.896 P	120.35	10.980 15:43:22.257

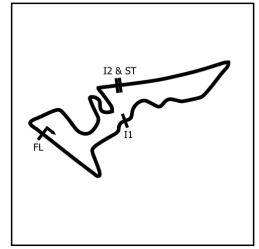
Weather / Track : Bright / Dry

Circuit of the Americas
 Circuit Length = 5.513 km
 Start: 15:30 Flag 16:05 End: 16:10

Circuit of the Americas

TC America - TCR TCA TC

PRACTICE SESSION 2 - SECTOR ANALYSIS



SECTOR 1 = FL to I1, SECTOR 2 = I1 to I2, SECTOR 3 = I2 to FL, DIFF = Difference To Personal Best Lap, P = Crossed Finish Line in Pit Lane, D = Time Disallowed

P26 25 TCA PJ GROENKE		Subaru BRZ '15 - TechSport Racing					
IDEAL LAP TIME : 2:34.003		BEST LAP TIME : 2:34.003		DIFFERENCE : 0.000			
LAP	SECTOR 1	SECTOR 2	SECTOR 3	LAP TIME	KPH	DIFF	TIME OF DAY
1 -	OUTLAP	1:05.051	185.5	1:03.825			15:33:50.341
2 -	35.564	1:00.402	193.2	1:01.759	2:37.725 (3)	125.83	3.722 15:36:28.066
3 -	34.702	59.316	195.2	1:01.034	2:35.052 (2)	128.00	1.049 15:39:03.118
4 -	34.366	1:02.106	188.1	1:02.940	2:39.412	124.50	5.409 15:41:42.530
5 -	34.625	1:01.567	171.4	1:01.865	2:38.057	125.56	4.054 15:44:20.587
6 -	34.281	59.248	198.5	1:00.474	2:34.003 (1)	128.87	15:46:54.590

P27 57 TCA Tyler GONZALEZ		Hyundai Veloster Turbo - Copeland Motorsports					
IDEAL LAP TIME : 2:33.647		BEST LAP TIME : 2:34.124		DIFFERENCE : 0.477			
LAP	SECTOR 1	SECTOR 2	SECTOR 3	LAP TIME	KPH	DIFF	TIME OF DAY
1 -	OUTLAP	1:01.806	197.8	1:03.276			15:33:45.622
2 -	34.400	59.705	201.1	1:02.922	2:37.027	126.39	2.903 15:36:22.649
3 -	33.964	59.414	199.6	1:02.086	2:35.464	127.66	1.340 15:38:58.113
4 -	34.174	58.533	201.8	1:01.999	2:34.706 (2)	128.28	0.582 15:41:32.819
5 -	33.636	58.406	201.4	1:03.117	2:35.159 (3)	127.91	1.035 15:44:07.978
6 -	33.404	59.183	201.8	1:03.557	2:36.144	127.10	2.020 15:46:44.122
7 -	OUTLAP	58.378	200.3	1:02.701	9:33.829	34.58	6:59.705 15:56:17.951
8 -	33.643	59.493	199.6	1:03.380	2:36.516	126.80	2.392 15:58:54.467
9 -	34.366	59.114	201.1	1:02.676	2:36.156	127.09	2.032 16:01:30.623
10 -	33.270	58.477	200.3	1:02.377	2:34.124 (1)	128.77	16:04:04.747
11 -	34.606	58.579	200.0	IN PIT	2:41.368 P	122.99	7.244 16:06:46.115

P28 61 TCA Mark POMBO		MNI Cooper JCW - MNI JCW Team					
IDEAL LAP TIME : 2:33.188		BEST LAP TIME : 2:34.166		DIFFERENCE : 0.978			
LAP	SECTOR 1	SECTOR 2	SECTOR 3	LAP TIME	KPH	DIFF	TIME OF DAY
1 -	OUTLAP	1:06.109	190.8	1:03.503			15:33:42.201
2 -	34.423	59.430	196.0	1:01.403	2:35.256	127.83	1.090 15:36:17.457
3 -	34.852	59.208	197.4	1:00.740	2:34.800 (3)	128.20	0.634 15:38:52.257
4 -	34.127	58.906	198.1	1:01.354	2:34.387 (2)	128.55	0.221 15:41:26.644
5 -	34.415	59.454	197.4	IN PIT	2:40.297 P	123.81	6.131 15:44:06.941
6 -	OUTLAP	59.863	197.0	1:00.880	3:03.929	107.90	29.763 15:47:10.870
7 -	OUTLAP	1:00.483	194.9	1:01.836	9:29.947	34.82	6:55.781 15:56:40.817
8 -	33.894	59.608	200.3	IN PIT	2:40.097 P	123.96	5.931 15:59:20.914
9 -	OUTLAP	59.838	193.8	1:00.837	3:03.094	108.39	28.928 16:02:24.008
10 -	33.787	58.661	197.8	1:01.718	2:34.166 (1)	128.73	16:04:58.174
11 -	34.084	59.272	198.1	IN PIT	2:42.290 P	122.29	8.124 16:07:40.464

P29 60 TCA Tomas MEJIA		MNI Cooper JCW - MNI JCW Team					
IDEAL LAP TIME : 2:34.053		BEST LAP TIME : 2:34.606		DIFFERENCE : 0.553			
LAP	SECTOR 1	SECTOR 2	SECTOR 3	LAP TIME	KPH	DIFF	TIME OF DAY
1 -	OUTLAP	1:05.324	189.8	1:04.542			15:33:43.891
2 -	34.657	59.299	199.6	1:01.787	2:35.743	127.43	1.137 15:36:19.634
3 -	34.265	58.962	201.1	1:01.400	2:34.627 (2)	128.35	0.021 15:38:54.261
4 -	34.106	58.841	200.0	1:01.976	2:34.923	128.10	0.317 15:41:29.184
5 -	36.067	59.360	200.3	1:02.211	2:37.638	125.90	3.032 15:44:06.822
6 -	33.863	1:01.087	201.8	1:03.042	2:37.992	125.61	3.386 15:46:44.814
7 -	OUTLAP	59.780	196.7	1:02.324	9:27.838	34.95	6:53.232 15:56:12.652
8 -	34.052	59.253	199.6	1:01.530	2:34.835	128.18	0.229 15:58:47.487
9 -	34.333	58.790	200.3	1:01.483	2:34.606 (1)	128.37	16:01:22.093
10 -	34.082	59.137	200.3	1:01.710	2:34.929	128.10	0.323 16:03:57.022
11 -	34.318	58.874	198.8	1:01.630	2:34.822 (3)	128.19	0.216 16:06:31.844

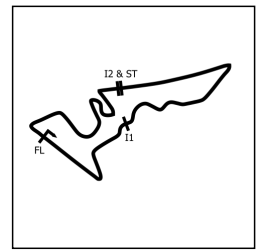
Weather / Track : Bright / Dry

Circuit of the Americas
 Circuit Length = 5.513 km
 Start: 15:30 Flag 16:05 End: 16:10

Circuit of the Americas

TC America - TCR TCA TC

PRACTICE SESSION 2 - SECTOR ANALYSIS



SECTOR 1 = FL to I1, SECTOR 2 = I1 to I2, SECTOR 3 = I2 to FL, DIFF = Difference To Personal Best Lap, P = Crossed Finish Line in Pit Lane, D = Time Disallowed

P30		22 TCA		Joey ESSMA		Subaru BRZ '15 - TechSport Racing		
IDEAL LAP TIME : 2:34.642		BEST LAP TIME : 2:35.635		DIFFERENCE : 0.993				
LAP	SECTOR 1	SECTOR 2		SECTOR 3	LAP TIME	KPH	DIFF	TIME OF DAY
1 -	OUTLAP	1:14.964	137.0	1:12.733				15:33:49.440
2 -	36.736	1:00.574	190.4	1:02.087	2:39.397	124.51	3.762	15:36:28.837
3 -	34.455	59.361	199.6	1:01.819	2:35.635 (1)	127.52		15:39:04.472
4 -	33.992	1:00.660	197.4	1:01.902	2:36.554	126.77	0.919	15:41:41.026
5 -	35.867	59.573	201.1	1:01.565	2:37.005	126.40	1.370	15:44:18.031
6 -	34.293	59.170	203.0	1:02.346	2:35.809 (2)	127.37	0.174	15:46:53.840
7 -	OUTLAP	59.404	197.4	1:01.480	10:26.860	31.66	7:51.225	15:57:20.700
8 -	43.474	59.387	200.3	1:03.639	2:46.500	119.20	10.865	16:00:07.200
9 -	34.281	59.372	198.1	1:03.409	2:37.062	126.36	1.427	16:02:44.262
10 -	34.544	59.184	196.7	1:02.431	2:36.159 (3)	127.09	0.524	16:05:20.421

P31		33 TCA		Matt FORBUSH		Hyundai Veloster Turbo - CB Motorsports		
IDEAL LAP TIME : 2:36.044		BEST LAP TIME : 2:36.441		DIFFERENCE : 0.397				
LAP	SECTOR 1	SECTOR 2		SECTOR 3	LAP TIME	KPH	DIFF	TIME OF DAY
1 -	OUTLAP	1:06.373	181.8	1:08.683				15:33:44.998
2 -	36.633	1:00.248	198.1	1:03.186	2:40.067	123.99	3.626	15:36:25.065
3 -	34.867	59.845	201.1	1:03.431	2:38.143	125.49	1.702	15:39:03.208
4 -	33.691	59.947	202.2	1:02.803	2:36.441 (1)	126.86		15:41:39.649
5 -	33.946	1:00.073	201.8	1:02.814	2:36.833	126.54	0.392	15:44:16.482
6 -	34.043	59.550	202.2	1:03.231	2:36.824 (3)	126.55	0.383	15:46:53.306
7 -	OUTLAP	1:02.615	178.8	1:05.370	9:51.794	33.53	7:15.353	15:56:45.100
8 -	33.898	59.658	201.1	1:03.042	2:36.598 (2)	126.73	0.157	15:59:21.698
9 -	34.239	59.796	199.6	1:02.872	2:36.907	126.48	0.466	16:01:58.605
10 -	34.127	1:00.042	199.6	IN PIT	3:00.238 P	110.11	23.797	16:04:58.843

P32		07 TCA		Jose DASILVA		Mazda Global MX5 Cup ND.2 - Ives Motorsports		
IDEAL LAP TIME :		BEST LAP TIME : 2:36.673		DIFFERENCE :				
LAP	SECTOR 1	SECTOR 2		SECTOR 3	LAP TIME	KPH	DIFF	TIME OF DAY
1 -								15:33:17.153
2 -					2:39.904	124.11	3.231	15:35:57.057
3 -					2:36.673 (1)	126.67		15:38:33.730
4 -					2:37.132 (2)	126.30	0.459	15:41:10.862
5 -					2:38.799 (3)	124.98	2.126	15:43:49.661
6 -					2:39.947	124.08	3.274	15:46:29.608
7 -					10:04.621	32.82	7:27.948	15:56:34.229
8 -				IN PIT	2:45.380 P	120.00	8.707	15:59:19.609
9 -				IN PIT	4:12.527 P	78.59	1:35.854	16:03:32.137

P33		24 TCA		Damon SURZYSHYN		Subaru BRZ '15 - TechSport Racing		
IDEAL LAP TIME : 2:38.117		BEST LAP TIME : 2:38.678		DIFFERENCE : 0.561				
LAP	SECTOR 1	SECTOR 2		SECTOR 3	LAP TIME	KPH	DIFF	TIME OF DAY
1 -	OUTLAP	1:01.445	192.5	1:04.062				15:33:19.945
2 -	35.427	1:00.559	192.5	1:02.692	2:38.678 (1)	125.07		15:35:58.623
3 -	35.135	1:00.290	192.5	1:03.582	2:39.007 (2)	124.81	0.329	15:38:37.630
4 -	35.674	1:00.500	187.1	IN PIT	2:44.180 P	120.88	5.502	15:41:21.810
5 -	OUTLAP	1:01.393	187.1	1:03.251	4:41.191	70.58	2:02.513	15:46:03.001

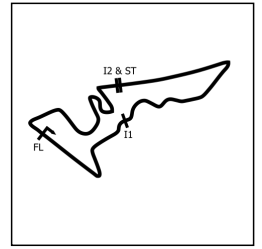
Weather / Track : Bright / Dry

Circuit of the Americas
Circuit Length = 5.513 km
Start: 15:30 Flag 16:05 End: 16:10

Circuit of the Americas

TC America - TCR TCA TC

PRACTICE SESSION 2 - SECTOR ANALYSIS



SECTOR 1 = FL to I1, SECTOR 2 = I1 to I2, SECTOR 3 = I2 to FL, DIFF = Difference To Personal Best Lap, P = Crossed Finish Line in Pit Lane, D = Time Disallowed

P34 178 TCA Jonathan NEWCOMBE		Honda Civic Si - VGMC Racing						
IDEAL LAP TIME : 2:38.792		BEST LAP TIME : 2:39.507		DIFFERENCE : 0.715				
LAP	SECTOR 1	SECTOR 2		SECTOR 3	LAP TIME	KPH	DIFF	TIME OF DAY
1 -	OUTLAP	1:02.491	197.0	1:06.749				15:34:05.249
2 -	35.110	1:01.382	192.8	IN PIT	2:49.923	P 116.79	10.416	15:36:55.172
3 -	OUTLAP	1:01.148	196.3	1:03.225	5:33.365	59.53	2:53.858	15:42:28.537
4 -	36.342	1:02.928	195.2	1:03.785	2:43.055	(2) 121.71	3.548	15:45:11.592
5 -	35.825	1:00.850	197.0	1:02.832	2:39.507	(1) 124.42		15:47:51.099

Weather / Track : Bright / Dry

Circuit of the Americas

TC America - TCR TCA TC

PRACTICE SESSION 2 - BEST SECTORS

SECTOR 1			SECTOR 2			SECTOR 3			IDEAL / BEST COMPARISON						
POS	NO	NAME	TIME	NO	NAME	TIME	NO	NAME	TIME	POS	NO	NAME	IDEAL	BEST	DIFF
												PERFECT LAP	2:20.183		
1	72	VINCENT	30.040	74	MAXSON	53.145	99	GONZALEZ JR	56.998	1	74	MAXSON	2:20.701	2:21.053	0.352
2	74	MAXSON	30.100	51	REGER	53.505	17	SMTHSON	57.034	2	51	REGER	2:20.964	2:21.514	0.550
3	51	REGER	30.138	17	SMTHSON	53.652	5	BLOCK	57.170	3	99	GONZALEZ JR	2:20.999	2:21.423	0.424
4	71	HURCZYN	30.258	99	GONZALEZ JR	53.653	51	REGER	57.321	4	17	SMTHSON	2:21.201	2:21.299	0.098
5	99	GONZALEZ JR	30.348	5	BLOCK	53.657	74	MAXSON	57.456	5	72	VINCENT	2:21.223	2:21.393	0.170
6	17	SMTHSON	30.515	72	VINCENT	53.720	72	VINCENT	57.463	6	5	BLOCK	2:21.345	2:21.421	0.076
7	5	BLOCK	30.518	71	HURCZYN	53.914	71	HURCZYN	57.494	7	71	HURCZYN	2:21.666	2:22.306	0.640
8	04	MOSES	31.222	04	MOSES	54.055	04	MOSES	57.989	8	04	MOSES	2:23.266	2:24.333	1.067
9	31	SCHWARTZ	31.564	26	GRAHOVEC	55.670	26	GRAHOVEC	58.360	9	26	GRAHOVEC	2:25.728	2:25.938	0.210
10	78	RICCA	31.637	78	RICCA	55.801	31	SCHWARTZ	58.465	10	31	SCHWARTZ	2:25.898	2:26.449	0.551
11	26	GRAHOVEC	31.698	31	SCHWARTZ	55.869	11	BLOOM	58.716	11	78	RICCA	2:26.401	2:27.507	1.106
12	20	SLONAKER	31.701	36	CLAY	55.946	20	SLONAKER	58.731	12	36	CLAY	2:26.606	2:26.992	0.386
13	94	HULL	31.736	23	FEDERL	55.949	52	CAPIZZI	58.801	13	94	HULL	2:26.639	2:26.807	0.168
14	36	CLAY	31.767	94	HULL	55.988	36	CLAY	58.893	14	52	CAPIZZI	2:26.878	2:27.324	0.446
15	23	FEDERL	31.897	52	CAPIZZI	56.117	94	HULL	58.915	15	23	FEDERL	2:26.903	2:27.531	0.628
16	48	HODGEN	31.903	11	BLOOM	56.317	78	RICCA	58.963	16	11	BLOOM	2:27.022	2:27.812	0.790
17	52	CAPIZZI	31.960	20	SLONAKER	56.652	23	FEDERL	59.057	17	20	SLONAKER	2:27.084	2:27.454	0.370
18	11	BLOOM	31.989	48	HODGEN	56.713	48	HODGEN	59.162	18	48	HODGEN	2:27.778	2:28.204	0.426
19	21	ROBSON	32.484	21	ROBSON	57.119	21	ROBSON	1:00.243	19	21	ROBSON	2:29.846	2:30.119	0.273
20	93	HERTEL	32.694	8	IGLESIAS	57.886	25	GROENKE	1:00.474	20	93	HERTEL	2:31.468	2:32.948	1.480
21	27	RADER	32.939	93	HERTEL	57.907	61	POMBO	1:00.740	21	27	RADER	2:31.836	2:32.663	0.827
22	57	GONZALEZ	33.270	27	RADER	58.102	27	RADER	1:00.795	22	8	IGLESIAS	2:32.834	2:33.916	1.082
23	18	BACON	33.296	57	GONZALEZ	58.378	59	HERNANDEZ	1:00.820	23	59	HERNANDEZ	2:33.186	2:33.313	0.127
24	8	IGLESIAS	33.490	18	BACON	58.479	93	HERTEL	1:00.867	24	61	POMBO	2:33.188	2:34.166	0.978
25	33	FORBUSH	33.691	59	HERNANDEZ	58.522	60	MEJIA	1:01.400	25	18	BACON	2:33.507	2:33.563	0.056
26	61	POMBO	33.787	61	POMBO	58.661	8	IGLESIAS	1:01.458	26	57	GONZALEZ	2:33.647	2:34.124	0.477
27	59	HERNANDEZ	33.844	60	MEJIA	58.790	22	ESSMA	1:01.480	27	25	GROENKE	2:34.003	2:34.003	0.000
28	60	MEJIA	33.863	22	ESSMA	59.170	18	BACON	1:01.732	28	60	MEJIA	2:34.053	2:34.606	0.553
29	22	ESSMA	33.992	25	GROENKE	59.248	57	GONZALEZ	1:01.999	29	22	ESSMA	2:34.642	2:35.635	0.993
30	25	GROENKE	34.281	33	FORBUSH	59.550	24	SURZYSHYN	1:02.692	30	33	FORBUSH	2:36.044	2:36.441	0.397
31	178	NEWCOMBE	35.110	24	SURZYSHYN	1:00.290	33	FORBUSH	1:02.803	31	24	SURZYSHYN	2:38.117	2:38.678	0.561
32	24	SURZYSHYN	35.135	178	NEWCOMBE	1:00.850	178	NEWCOMBE	1:02.832	32	178	NEWCOMBE	2:38.792	2:39.507	0.715
33										33	9	BOEHM		2:33.799	
34										34	07	DASILVA		2:36.673	

Weather / Track : Bright / Dry

Circuit of the Americas

Circuit Length = 5.513 km

Start: 15:30 Flag 16:05 End: 16:10

Results can be found at www.tsl-timing.com

Printed - 16:29 Friday, March 6, 2020

Circuit of the Americas

TC America - TCR TCA TC

PRACTICE SESSION 2 - BEST SPEEDS

POS	INTERMEDIATE 1		KPH	INTERMEDIATE 2		KPH	FINISH LINE		KPH
	NO	NAME		NO	NAME		NO	NAME	
1				51	REGER	236.3			
2				72	VINCENT	235.8			
3				71	HURCZYN	234.7			
4				04	MOSES	234.7			
5				99	GONZALEZ JR	231.2			
6				5	BLOCK	230.7			
7				74	MAXSON	229.7			
8				17	SMTHSON	228.8			
9				23	FEDERL	226.4			
10				94	HULL	225.0			
11				8	IGLESIAS	224.5			
12				52	CAPIZZI	224.0			
13				31	SCHWARTZ	223.6			
14				36	CLAY	223.6			
15				26	GRAHOVEC	222.6			
16				78	RICCA	222.6			
17				11	BLOOM	221.7			
18				20	SLONAKER	220.8			
19				48	HODGEN	220.4			
20				21	ROBSON	219.5			
21				27	RADER	218.6			
22				93	HERTEL	216.8			
23				22	ESSMA	203.0			
24				33	FORBUSH	202.2			
25				57	GONZALEZ	201.8			
26				60	MEJIA	201.8			
27				61	POMBO	200.3			
28				18	BACON	200.0			
29				59	HERNANDEZ	198.5			
30				25	GROENKE	198.5			
31				178	NEWCOMBE	197.0			
32				24	SURZYSHYN	192.5			
33									
34									

Weather / Track : Bright / Dry

Results can be found at www.tsl-timing.com

Circuit of the Americas
Circuit Length = 5.513 km
Start: 15:30 Flag 16:05 End: 16:10

Printed - 16:29 Friday, March 6, 2020

Circuit of the Americas

TC America - TCR TCA TC

PRACTICE SESSION 2 - STATISTICS

Competitors Started 34
Planned Start 2020-03-06 @ 15:30:00.000
Actual Start 2020-03-06 @ 15:30:03.596
Finish Time 2020-03-06 @ 16:05:03.914
Track Length 5.513km
Total Laps 318
Total Distance Covered 1753.134km

Session Fastest Lap History

NO	CL	NAME	LAP TIME	TIME OF DAY	LAP	VEHICLE
71	TCR	Michael HURCZYN	2:23.013	15:34:52.740	2	Volkswagen Golf GTI
99	TCR	Victor GONZALEZ JR	2:22.383	15:35:04.356	2	Honda Civic Type-R
99	TCR	Victor GONZALEZ JR	2:21.423	15:37:25.779	3	Honda Civic Type-R
17	TCR	Scott SMITHSON	2:21.299	15:42:07.714	4	Honda Civic Type-R
74	TCR	Tyler MAXSON	2:21.053	15:42:10.184	5	Hyundai Veloster N TCR

Flag History

TYPE	TIME OF DAY
GREEN	15:30:03.596
RED	15:49:08.172
GREEN	15:53:05.911
FINISH	16:05:03.914

Flag Statistics

TYPE	COUNT	TOTAL LAPS	TOTAL TIME
Green	2	12	36:16.587
Red	1	0	3:57.738
Safety Car	0	0	0.000
FCY	0	0	0.000

Weather / Track : Bright / Dry

Circuit of the Americas
Circuit Length = 5.513 km
Start: 15:30 Flag 16:05 End: 16:10

Circuit of the Americas

TC America - TCR TCA TC

PRACTICE SESSION 2 - STATISTICS

CLASS : TC

14 Starters

Fastest Lap History

NO	NAME	LAP TIME	TIME OF DAY	LAP	VEHICLE
78	Jeff RICCA	2:29.869	15:35:03.832	2	Hyundai Veloster N TC
11	Phil BLOOM	2:29.190	15:35:08.273	2	BMW M240iR Cup
26	Toby GRAHOVEC	2:28.298	15:35:08.952	2	BMW M240iR Cup
31	Johan SCHWARTZ	2:27.168	15:35:34.980	2	BMW M240iR Cup
26	Toby GRAHOVEC	2:25.938	15:40:06.744	4	BMW M240iR Cup

Weather / Track : Bright / Dry

Results can be found at www.tsl-timing.com

Page 2 of 4

Circuit of the Americas
Circuit Length = 5.513 km
Start: 15:30 Flag 16:05 End: 16:10

Printed - 16:29 Friday, March 6, 2020

Circuit of the Americas

TC America - TCR TCA TC

PRACTICE SESSION 2 - STATISTICS

CLASS : TCA

12 Starters

Fastest Lap History

NO	NAME	LAP TIME	TIME OF DAY	LAP	VEHICLE
07	Jose DASILVA	2:39.904	15:35:57.057	2	Mazda Global MX5 Cup ND.2
18	Caleb BACON	2:38.350	15:35:57.619	2	Hyundai Veloster Turbo
61	Mark POMBO	2:35.256	15:36:17.457	2	MINI Cooper JCW
59	Juan Diego HERNANDEZ	2:33.533	15:36:30.885	2	Honda Civic Si
59	Juan Diego HERNANDEZ	2:33.313	15:44:22.465	5	Honda Civic Si

Weather / Track : Bright / Dry

Results can be found at www.tsl-timing.com

Page 3 of 4

Circuit of the Americas
Circuit Length = 5.513 km
Start: 15:30 Flag 16:05 End: 16:10

Printed - 16:29 Friday, March 6, 2020

Circuit of the Americas

TC America - TCR TCA TC

PRACTICE SESSION 2 - STATISTICS

CLASS : TCR

8 Starters

Fastest Lap History

NO	NAME	LAP TIME	TIME OF DAY	LAP	VEHICLE
71	Michael HURCZYN	2:23.013	15:34:52.740	2	Volkswagen Golf GTI
99	Victor GONZALEZ JR	2:22.383	15:35:04.356	2	Honda Civic Type-R
99	Victor GONZALEZ JR	2:21.423	15:37:25.779	3	Honda Civic Type-R
17	Scott SMITHSON	2:21.299	15:42:07.714	4	Honda Civic Type-R
74	Tyler MAXSON	2:21.053	15:42:10.184	5	Hyundai Veloster N TCR

Weather / Track : Bright / Dry

Results can be found at www.tsl-timing.com

Page 4 of 4

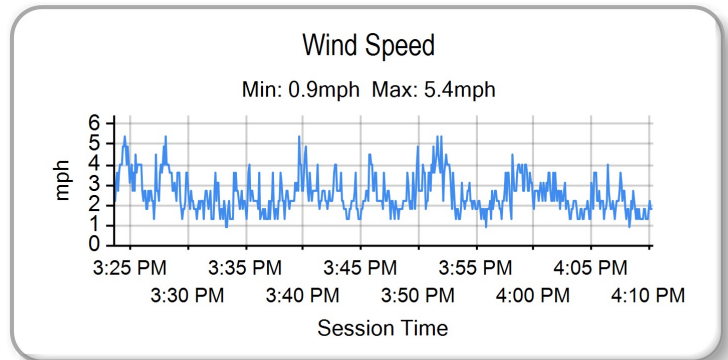
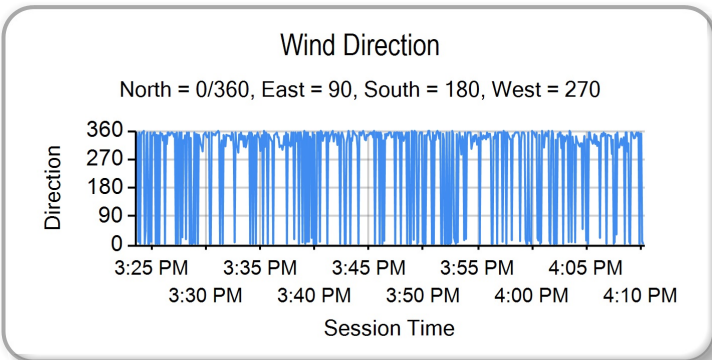
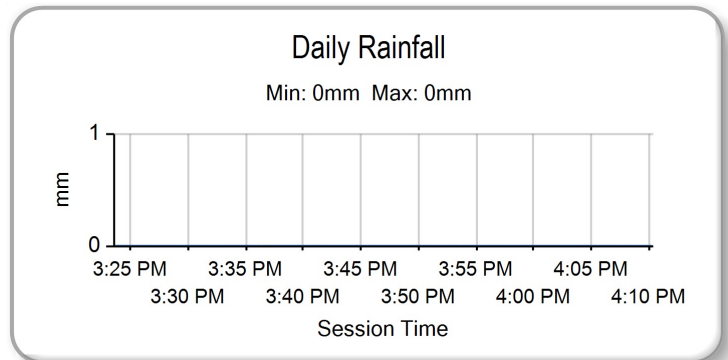
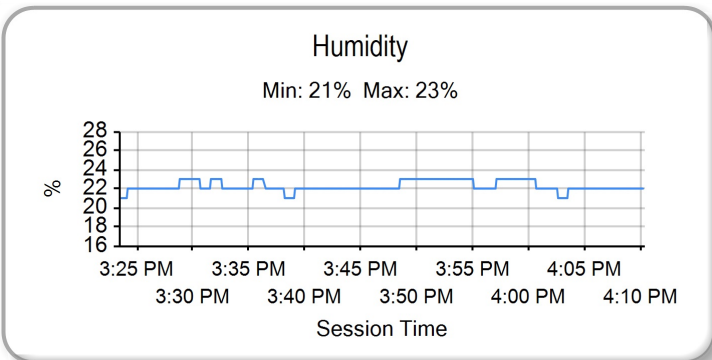
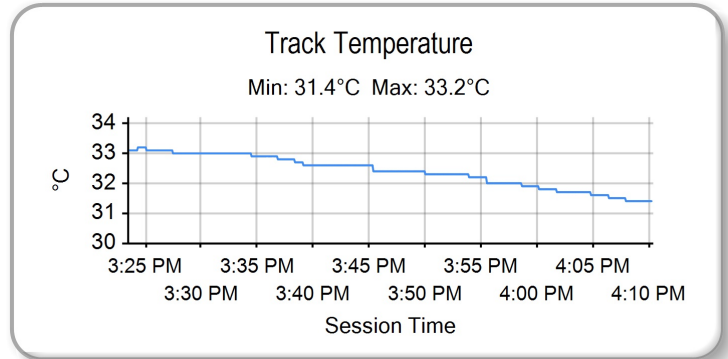
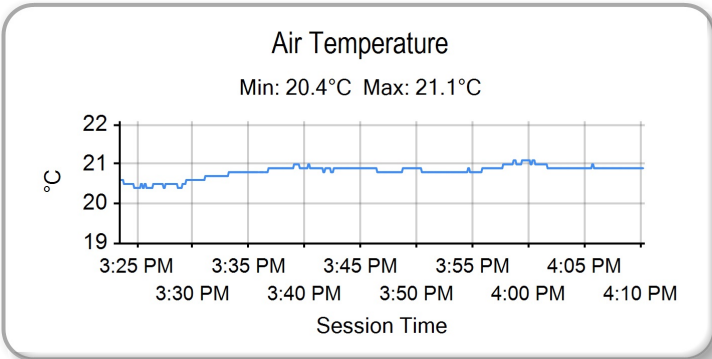
Circuit of the Americas
Circuit Length = 5.513 km
Start: 15:30 Flag 16:05 End: 16:10

Printed - 16:29 Friday, March 6, 2020

Circuit of the Americas

TC America - TCR TCA TC

PRACTICE SESSION 2 - WEATHER CONDITIONS



Weather / Track : Bright / Dry

Results can be found at www.tsl-timing.com

Circuit of the Americas
Circuit Length = 5.513 km
Start: 15:30 Flag 16:05 End: 16:10

Printed - 16:30 Friday, March 6, 2020

Circuit of the Americas

TC America - TCR TCA TC

QUALIFYING - CLASSIFICATION - FINAL



POS	NO	CL	PIC	DRIVER / TEAM	CAR	TIME	ON	LAPS	GAP	DIFF	KPH
1	51	TCR	1	Nikko REGER (USA) Copeland Motorsports	Hyundai Veloster N TCR	2:18.886	5	6			142.89
2	74	TCR	2	Tyler MAXSON (USA) Copeland Motorsports	Hyundai Veloster N TCR	2:19.516	6	6	0.630	0.630	142.25
3	72	TCR	3	Nate VINCENT (USA) FCP Euro	Volkswagen Golf GTI	2:20.791	6	6	1.905	1.275	140.96
4	71	TCR	4	Michael HURCZYN (USA) FCP Euro	Volkswagen Golf GTI	2:21.299	6	6	2.413	0.508	140.45
5	99	TCR	5	Victor GONZALEZ JR (PRI) VGMC Racing	Honda Civic Type-R	2:24.226	6	6	5.340	2.927	137.60
6	31	TC	1	Johan SCHWARTZ (DNK) Hard Motorsport	BMW M240iR Cup	2:24.710	6	6	5.824	0.484	137.14
7	26	TC	2	Toby GRAHOVEC (USA) Classic BMW	BMW M240iR Cup	2:25.493	6	6	6.607	0.783	136.41
8	78	TC	3	Jeff RICCA (USA) GenRacer/Ricca Autosport	Hyundai Veloster N TC	2:25.519	6	6	6.633	0.026	136.38
9	36	TC	4	James CLAY (USA) Bimmerworld	BMW M240iR Cup	2:25.777	6	6	6.891	0.258	136.14
10	17	TCR	6	Scott SMITHSON (USA) DXDT Racing	Honda Civic Type-R	2:25.976	5	5	7.090	0.199	135.95
11	94 *	TC	5	Chandler HULL (USA) BimmerWorld	BMW M240iR Cup	2:26.565	6	6	7.679	0.589	135.41
12	23	TC	6	Joseph FEDERL (USA) TechSport Racing	Nissan 370z	2:26.657	6	6	7.771	0.092	135.32
13	04	TCR	7	CJ MOSES (USA) DXDT Racing	Honda Civic Type-R	2:27.247	6	6	8.361	0.590	134.78
14	5	TCR	8	Roy BLOCK (ARG) KMW Motorsports w/ TMR Engineering	Alfa Romeo Giulietta	2:27.852	5	5	8.966	0.605	134.23
15	48	TC	7	Zane HODGEN (USA) Lone Star Racing	BMW M235iR Cup	2:28.533	6	6	9.647	0.681	133.61
16	11	TC	8	Phil BLOOM (USA) Classic BMW	BMW M240iR Cup	2:28.565	6	6	9.679	0.032	133.59
17	20	TC	9	Rob SLONAKER (USA) Auto Technic Racing	BMW M240iR Cup	2:28.927	6	6	10.041	0.362	133.26
18	52	TC	10	Tom CAPIZZI (USA) Auto Technic Racing	BMW M240iR Cup	2:29.128	6	6	10.242	0.201	133.08
19	93	TC	11	Karl HERTEL (USA) Team HMA	Honda Civic Type-R	2:30.535	5	6	11.649	1.407	131.84
20	61	TCA	1	Mark POMBO (USA) MINI JCW Team	MINI Cooper JCW	2:31.786	6	6	12.900	1.251	130.75
21	57	TCA	2	Tyler GONZALEZ (USA) Copeland Motorsports	Hyundai Veloster Turbo	2:32.385	5	6	13.499	0.599	130.24
22	22	TCA	3	Joey ESSMA (USA) TechSport Racing	Subaru BRZ IS	2:32.874	6	6	13.988	0.489	129.82
23	60	TCA	4	Tomas MEJIA (USA) MINI JCW Team	MINI Cooper JCW	2:32.951	6	6	14.065	0.077	129.75
24	9	TCA	5	Kevin BOEHM (USA) Boehm Racing	Honda Civic Si	2:32.968	5	5	14.082	0.017	129.74
25	18	TCA	6	Caleb BACON (USA) CB Motorsports	Hyundai Veloster Turbo	2:33.509	6	6	14.623	0.541	129.28
26	59	TCA	7	Juan Diego HERNANDEZ (GTM) VGMC Racing	Honda Civic Si	2:34.308	6	6	15.422	0.799	128.61
27	21	TC	12	Bruce ROBSON (USA) Auto Technic Racing	BMW M240iR Cup	2:35.099	5	6	16.213	0.791	127.96
28	25	TCA	8	PJ GROENKE (CAN) TechSport Racing	Subaru BRZ IS	2:36.115	6	6	17.229	1.016	127.12
29	8	TC	13	Ruben IGLESIAS (PRI) VGMC Racing	Honda Civic Type-R	2:38.186	4	6	19.300	2.071	125.46
30	27	TC	14	John RADER (USA) Classic BMW	BMW M240iR Cup	2:38.601	6	6	19.715	0.415	125.13
31	178	TCA	9	Jonathan NEWCOMBE (USA) VGMC Racing	Honda Civic Si	2:39.257	5	5	20.371	0.656	124.62
32	33	TCA	10	Matt FORBUSH (USA) CB Motorsports	Hyundai Veloster Turbo	2:39.647	6	6	20.761	0.390	124.31

Circuit of the Americas

Circuit Length = 5.513 km

Start: 11:00 Flag 11:15 End: 11:21

Weather / Track : Drizzle / Damp

Race Director :	Stewards :	Timekeeper :
-----------------	------------	--------------



Circuit of the Americas

TC America - TCR TCA TC

QUALIFYING - CLASSIFICATION - FINAL



POS	NO	CL	PIC	DRIVER / TEAM	CAR	TIME	ON	LAPS	GAP	DIFF	KPH
33	07	TCA	11	Jose DASILVA (PRT) Ives Motorsports	Mazda Global MX5 Cup ND.2	2:41.959	3	4	23.073	2.312	122.54

CLASS TC QUALIFYING LAPTIME (120.0% of 2:24.710) = 2:53.652
CLASS TCA QUALIFYING LAPTIME (120.0% of 2:31.786) = 3:02.143
CLASS TCR QUALIFYING LAPTIME (120.0% of 2:18.886) = 2:46.663

No. 94 - 1 Lap time disallowed; exceeding track limits.

Weather / Track : Drizzle / Damp

Circuit of the Americas
Circuit Length = 5.513 km
Start: 11:00 Flag 11:15 End: 11:21

Race Director :	Stewards :	Timekeeper :
-----------------	------------	--------------



Circuit of the Americas

TCR America - TCR

QUALIFYING - CLASSIFICATION - FINAL



POS	NO	CL	PIC	DRIVER / TEAM	CAR	TIME	ON	LAPS	GAP	DIFF	KPH
1	51	TCR	1	Nikko REGER (USA) Copeland Motorsports	Hyundai Veloster N TCR	2:18.886	5	6			142.89
2	74	TCR	2	Tyler MAXSON (USA) Copeland Motorsports	Hyundai Veloster N TCR	2:19.516	6	6	0.630	0.630	142.25
3	72	TCR	3	Nate VINCENT (USA) FCP Euro	Volkswagen Golf GTI	2:20.791	6	6	1.905	1.275	140.96
4	71	TCR	4	Michael HURCZYN (USA) FCP Euro	Volkswagen Golf GTI	2:21.299	6	6	2.413	0.508	140.45
5	99	TCR	5	Victor GONZALEZ JR (PRI) VGMCRacing	Honda Civic Type-R	2:24.226	6	6	5.340	2.927	137.60
6	17	TCR	6	Scott SMITHSON (USA) DXDT Racing	Honda Civic Type-R	2:25.976	5	5	7.090	1.750	135.95
7	04	TCR	7	CJ MOSES (USA) DXDT Racing	Honda Civic Type-R	2:27.247	6	6	8.361	1.271	134.78
8	5	TCR	8	Roy BLOCK (ARG) KMW Motorsports w/ TMR Engineering	Alfa Romeo Giulietta	2:27.852	5	5	8.966	0.605	134.23

QUALIFYING LAPTIME (120.0% of 2:18.886) = 2:46.663

Weather / Track : Drizzle / Damp

Circuit of the Americas
Circuit Length = 5.513 km
Start: 11:00 Flag 11:15 End: 11:21

Race Director :	Stewards :	Timekeeper :
-----------------	------------	--------------

Results can be found at www.tsl-timing.com

Printed - 16:44 Saturday, March 7, 2020



Circuit of the Americas

TC America - TCA

QUALIFYING - CLASSIFICATION - FINAL



POS	NO	CL	PIC	DRIVER / TEAM	CAR	TIME	ON	LAPS	GAP	DIFF	KPH
1	61	TCA	1	Mark POMBO (USA) MINI JCW Team	MINI Cooper JCW	2:31.786	6	6			130.75
2	57	TCA	2	Tyler GONZALEZ (USA) Copeland Motorsports	Hyundai Veloster Turbo	2:32.385	5	6	0.599	0.599	130.24
3	22	TCA	3	Joey ESSMA (USA) TechSport Racing	Subaru BRZ IS	2:32.874	6	6	1.088	0.489	129.82
4	60	TCA	4	Tomas MEJIA (USA) MINI JCW Team	MINI Cooper JCW	2:32.951	6	6	1.165	0.077	129.75
5	9	TCA	5	Kevin BOEHM (USA) Boehm Racing	Honda Civic Si	2:32.968	5	5	1.182	0.017	129.74
6	18	TCA	6	Caleb BACON (USA) CB Motorsports	Hyundai Veloster Turbo	2:33.509	6	6	1.723	0.541	129.28
7	59	TCA	7	Juan Diego HERNANDEZ (GTM) VGMC Racing	Honda Civic Si	2:34.308	6	6	2.522	0.799	128.61
8	25	TCA	8	PJ GROENKE (CAN) TechSport Racing	Subaru BRZ IS	2:36.115	6	6	4.329	1.807	127.12
9	178	TCA	9	Jonathan NEWCOMBE (USA) VGMC Racing	Honda Civic Si	2:39.257	5	5	7.471	3.142	124.62
10	33	TCA	10	Matt FORBUSH (USA) CB Motorsports	Hyundai Veloster Turbo	2:39.647	6	6	7.861	0.390	124.31
11	07	TCA	11	Jose DASILVA (PRT) Ives Motorsports	Mazda Global MX5 Cup ND.2	2:41.959	3	4	10.173	2.312	122.54

QUALIFYING LAPTIME (120.0% of 2:31.786) = 3:02.143

Weather / Track : Drizzle / Damp

Circuit of the Americas
Circuit Length = 5.513 km
Start: 11:00 Flag 11:15 End: 11:21

Race Director :	Stewards :	Timekeeper :
-----------------	------------	--------------

Results can be found at www.tsl-timing.com

Printed - 16:43 Saturday, March 7, 2020



Circuit of the Americas

TC America - TC

QUALIFYING - CLASSIFICATION - FINAL



POS	NO	CL	PIC	DRIVER / TEAM	CAR	TIME	ON	LAPS	GAP	DIFF	KPH
1	31	TC	1	Johan SCHWARTZ (DNK) Hard Motorsport	BMW M240iR Cup	2:24.710	6	6			137.14
2	26	TC	2	Toby GRAHOVEC (USA) Classic BMW	BMW M240iR Cup	2:25.493	6	6	0.783	0.783	136.41
3	78	TC	3	Jeff RICCA (USA) GenRacer/Ricca Autosport	Hyundai Veloster N TC	2:25.519	6	6	0.809	0.026	136.38
4	36	TC	4	James CLAY (USA) Bimmerworld	BMW M240iR Cup	2:25.777	6	6	1.067	0.258	136.14
5	94 *	TC	5	Chandler HULL (USA) BimmerWorld	BMW M240iR Cup	2:26.565	6	6	1.855	0.788	135.41
6	23	TC	6	Joseph FEDERL (USA) TechSport Racing	Nissan 370z	2:26.657	6	6	1.947	0.092	135.32
7	48	TC	7	Zane HODGEN (USA) Lone Star Racing	BMW M235iR Cup	2:28.533	6	6	3.823	1.876	133.61
8	11	TC	8	Phil BLOOM (USA) Classic BMW	BMW M240iR Cup	2:28.565	6	6	3.855	0.032	133.59
9	20	TC	9	Rob SLONAKER (USA) Auto Technic Racing	BMW M240iR Cup	2:28.927	6	6	4.217	0.362	133.26
10	52	TC	10	Tom CAPIZZI (USA) Auto Technic Racing	BMW M240iR Cup	2:29.128	6	6	4.418	0.201	133.08
11	93	TC	11	Karl HERTEL (USA) Team HMA	Honda Civic Type-R	2:30.535	5	6	5.825	1.407	131.84
12	21	TC	12	Bruce ROBSON (USA) Auto Technic Racing	BMW M240iR Cup	2:35.099	5	6	10.389	4.564	127.96
13	8	TC	13	Ruben IGLESIAS (PRI) VGM Racing	Honda Civic Type-R	2:38.186	4	6	13.476	3.087	125.46
14	27	TC	14	John RADER (USA) Classic BMW	BMW M240iR Cup	2:38.601	6	6	13.891	0.415	125.13

QUALIFYING LAPTIME (120.0% of 2:24.710) = 2:53.652

No. 94 - 1 Lap time disallowed; exceeding track limits.

Weather / Track : Drizzle / Damp

Circuit of the Americas
Circuit Length = 5.513 km
Start: 11:00 Flag 11:15 End: 11:21

Race Director :	Stewards :	Timekeeper :
-----------------	------------	--------------

Results can be found at www.tsl-timing.com

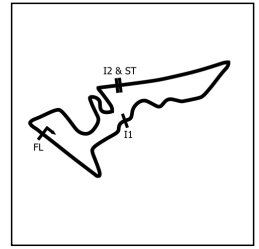
Printed - 16:40 Saturday, March 7, 2020



Circuit of the Americas

TC America - TCR TCA TC

QUALIFYING - SECTOR ANALYSIS



SECTOR 1 = FL to I1, SECTOR 2 = I1 to I2, SECTOR 3 = I2 to FL, DIFF = Difference To Personal Best Lap, P = Crossed Finish Line in Pit Lane, D = Time Disallowed

P1		51 TCR		Nikko REGER		Hyundai Veloster N TCR - Copeland Motorsports		
IDEAL LAP TIME : 2:18.886		BEST LAP TIME : 2:18.886		DIFFERENCE : 0.000				
LAP	SECTOR 1	SECTOR 2		SECTOR 3	LAP TIME	KPH	DIFF	TIME OF DAY
1 -	OUTLAP	1:05.976	188.1	1:10.137				11:03:11.148
2 -	36.059	57.689	225.4	1:01.955	2:35.703	127.46	16.817	11:05:46.851
3 -	32.574	53.828	239.4	1:00.427	2:26.829 (3)	135.16	7.943	11:08:13.680
4 -	31.728	53.083	225.0	57.426	2:22.237 (2)	139.53	3.351	11:10:35.917
5 -	30.315	52.372	233.7	56.199	2:18.886 (1)	142.89		11:12:54.803
6 -	30.853	56.768	207.2	IN PIT	2:34.243 P	128.67	15.357	11:15:29.046

P2		74 TCR		Tyler MAXSON		Hyundai Veloster N TCR - Copeland Motorsports		
IDEAL LAP TIME : 2:19.375		BEST LAP TIME : 2:19.516		DIFFERENCE : 0.141				
LAP	SECTOR 1	SECTOR 2		SECTOR 3	LAP TIME	KPH	DIFF	TIME OF DAY
1 -	OUTLAP	1:03.308	171.7	1:05.606				11:03:00.813
2 -	33.837	57.602	195.2	1:01.946	2:33.385	129.39	13.869	11:05:34.198
3 -	32.341	55.025	199.2	1:00.007	2:27.373	134.67	7.857	11:08:01.571
4 -	31.299	53.319	221.7	57.191	2:21.809 (3)	139.95	2.293	11:10:23.380
5 -	30.552	52.497	228.8	57.310	2:20.359 (2)	141.40	0.843	11:12:43.739
6 -	30.323	52.638	230.2	56.555	2:19.516 (1)	142.25		11:15:03.255

P3		72 TCR		Nate VINCENT		Volkswagen GolfGTI - FCP Euro		
IDEAL LAP TIME : 2:20.791		BEST LAP TIME : 2:20.791		DIFFERENCE : 0.000				
LAP	SECTOR 1	SECTOR 2		SECTOR 3	LAP TIME	KPH	DIFF	TIME OF DAY
1 -	OUTLAP	1:08.005	177.6	1:09.318				11:02:59.595
2 -	34.445	59.403	198.5	1:04.515	2:38.363	125.32	17.572	11:05:37.958
3 -	33.197	56.414	218.6	1:01.785	2:31.396	131.09	10.605	11:08:09.354
4 -	31.847	53.951	225.4	57.740	2:23.538 (3)	138.26	2.747	11:10:32.892
5 -	30.802	53.582	233.2	58.104	2:22.488 (2)	139.28	1.697	11:12:55.380
6 -	30.720	53.352	232.2	56.719	2:20.791 (1)	140.96		11:15:16.171

P4		71 TCR		Michael HURCZYN		Volkswagen GolfGTI - FCP Euro		
IDEAL LAP TIME : 2:21.299		BEST LAP TIME : 2:21.299		DIFFERENCE : 0.000				
LAP	SECTOR 1	SECTOR 2		SECTOR 3	LAP TIME	KPH	DIFF	TIME OF DAY
1 -	OUTLAP	1:06.201	183.3	1:09.106				11:02:55.980
2 -	34.858	59.235	198.1	1:02.586	2:36.679	126.67	15.380	11:05:32.659
3 -	32.962	55.704	204.5	1:00.801	2:29.467	132.78	8.168	11:08:02.126
4 -	31.765	55.189	225.0	58.062	2:25.016 (3)	136.85	3.717	11:10:27.142
5 -	30.937	54.110	231.7	57.685	2:22.732 (2)	139.04	1.433	11:12:49.874
6 -	30.091	53.613	230.2	57.595	2:21.299 (1)	140.45		11:15:11.173

P5		99 TCR		Victor GONZALEZ JR		Honda Civic Type-R - VGMC Racing		
IDEAL LAP TIME : 2:24.226		BEST LAP TIME : 2:24.226		DIFFERENCE : 0.000				
LAP	SECTOR 1	SECTOR 2		SECTOR 3	LAP TIME	KPH	DIFF	TIME OF DAY
1 -	OUTLAP	1:06.210	176.1	1:08.759				11:03:07.668
2 -	35.092	58.900	175.3	1:04.858	2:38.850	124.94	14.624	11:05:46.518
3 -	34.911	58.493	199.2	1:02.108	2:35.512	127.62	11.286	11:08:22.030
4 -	32.791	55.495	219.0	59.440	2:27.726 (3)	134.34	3.500	11:10:49.756
5 -	32.298	55.003	215.1	58.615	2:25.916 (2)	136.01	1.690	11:13:15.672
6 -	31.768	54.198	212.5	58.260	2:24.226 (1)	137.60		11:15:39.898

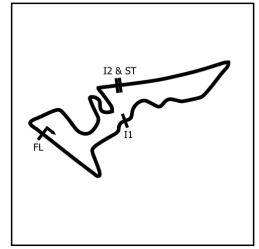
Weather / Track : Drizzle / Damp

Circuit of the Americas
 Circuit Length = 5.513 km
 Start: 11:00 Flag 11:15 End: 11:21

Circuit of the Americas

TC America - TCR TCA TC

QUALIFYING - SECTOR ANALYSIS



SECTOR 1 = FL to I1, SECTOR 2 = I1 to I2, SECTOR 3 = I2 to FL, DIFF = Difference To Personal Best Lap, P = Crossed Finish Line in Pit Lane, D = Time Disallowed

P6		31 TC		Johan SCHWARTZ		BMW M240R Cup - Hard Motorsport		
IDEAL LAP TIME : 2:24.710		BEST LAP TIME : 2:24.710		DIFFERENCE : 0.000				
LAP	SECTOR 1	SECTOR 2		SECTOR 3	LAP TIME	KPH	DIFF	TIME OF DAY
1 -	OUTLAP	1:04.381	202.2	1:05.956				11:03:17.850
2 -	34.357	56.981	218.6	1:01.213	2:32.551	130.09	7.841	11:05:50.401
3 -	32.995	57.771	220.4	1:01.409	2:32.175	130.42	7.465	11:08:22.576
4 -	32.499	56.506	220.4	58.938	2:27.943 (3)	134.15	3.233	11:10:50.519
5 -	32.157	55.817	219.5	58.656	2:26.630 (2)	135.35	1.920	11:13:17.149
6 -	31.520	55.400	218.6	57.790	2:24.710 (1)	137.14		11:15:41.859

P7		26 TC		Toby GRAHOVEC		BMW M240R Cup - Classic BMW		
IDEAL LAP TIME : 2:25.493		BEST LAP TIME : 2:25.493		DIFFERENCE : 0.000				
LAP	SECTOR 1	SECTOR 2		SECTOR 3	LAP TIME	KPH	DIFF	TIME OF DAY
1 -	OUTLAP	1:07.109	177.9	1:10.010				11:03:04.077
2 -	35.156	1:00.153	191.8	1:03.467	2:38.776	124.99	13.283	11:05:42.853
3 -	33.625	56.706	213.4	1:01.223	2:31.554	130.95	6.061	11:08:14.407
4 -	32.580	56.055	217.7	58.792	2:27.427 (3)	134.62	1.934	11:10:41.834
5 -	31.950	55.987	218.1	58.767	2:26.704 (2)	135.28	1.211	11:13:08.538
6 -	31.808	55.670	217.3	58.015	2:25.493 (1)	136.41		11:15:34.031

P8		78 TC		Jeff RICCA		Hyundai Veloster N TC - GenRacer/Ricca Autosport		
IDEAL LAP TIME : 2:25.519		BEST LAP TIME : 2:25.519		DIFFERENCE : 0.000				
LAP	SECTOR 1	SECTOR 2		SECTOR 3	LAP TIME	KPH	DIFF	TIME OF DAY
1 -	OUTLAP	1:06.905	204.5	1:07.807				11:02:57.704
2 -	34.804	1:00.052	200.3	1:05.162	2:40.018	124.02	14.499	11:05:37.722
3 -	34.481	59.212	207.2	1:01.536	2:35.229	127.85	9.710	11:08:12.951
4 -	33.060	55.705	219.9	58.919	2:27.684 (3)	134.38	2.165	11:10:40.635
5 -	32.107	55.996	220.8	59.054	2:27.157 (2)	134.86	1.638	11:13:07.792
6 -	31.432	55.267	219.9	58.820	2:25.519 (1)	136.38		11:15:33.311

P9		36 TC		James CLAY		BMW M240R Cup - Bimmerworld		
IDEAL LAP TIME : 2:25.777		BEST LAP TIME : 2:25.777		DIFFERENCE : 0.000				
LAP	SECTOR 1	SECTOR 2		SECTOR 3	LAP TIME	KPH	DIFF	TIME OF DAY
1 -	OUTLAP	1:09.007	180.6	1:08.741				11:03:10.761
2 -	35.788	59.321	212.1	1:03.405	2:38.514	125.20	12.737	11:05:49.275
3 -	33.736	58.067	214.2	1:02.469	2:34.272	128.64	8.495	11:08:23.547
4 -	32.769	56.027	221.7	58.992	2:27.788 (3)	134.29	2.011	11:10:51.335
5 -	32.225	55.463	222.6	58.928	2:26.616 (2)	135.36	0.839	11:13:17.951
6 -	31.613	55.378	221.3	58.786	2:25.777 (1)	136.14		11:15:43.728

P10		17 TCR		Scott SMITHSON		Honda Civic Type-R - DXDT Racing		
IDEAL LAP TIME : 2:25.976		BEST LAP TIME : 2:25.976		DIFFERENCE : 0.000				
LAP	SECTOR 1	SECTOR 2		SECTOR 3	LAP TIME	KPH	DIFF	TIME OF DAY
1 -	OUTLAP	1:35.559	117.0	1:13.715				11:05:21.790
2 -	38.008	1:00.976	182.1	2:05.626	3:44.610	88.36	1:18.634	11:09:06.400
3 -	38.070	58.089	199.6	1:02.337	2:38.496 (3)	125.21	12.520	11:11:44.896
4 -	33.121	56.862	220.4	1:01.316	2:31.299 (2)	131.17	5.323	11:14:16.195
5 -	32.011	55.287	225.9	58.678	2:25.976 (1)	135.95		11:16:42.171

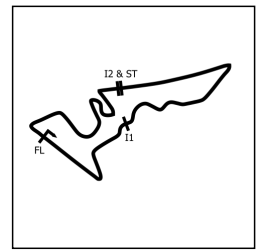
Weather / Track : Drizzle / Damp

Circuit of the Americas
 Circuit Length = 5.513 km
 Start: 11:00 Flag 11:15 End: 11:21

Circuit of the Americas

TC America - TCR TCA TC

QUALIFYING - SECTOR ANALYSIS



SECTOR 1 = FL to I1, SECTOR 2 = I1 to I2, SECTOR 3 = I2 to FL, DIFF = Difference To Personal Best Lap, P = Crossed Finish Line in Pit Lane, D = Time Disallowed

P11 94 TC		Chandler HULL			BMW M240R Cup - BimmerWorld		
IDEAL LAP TIME : 2:26.565		BEST LAP TIME : 2:26.565		DIFFERENCE : 0.000			
LAP	SECTOR 1	SECTOR 2	SECTOR 3	LAP TIME	KPH	DIFF	TIME OF DAY
1 -	OUTLAP	1:11.014	180.0	1:08.882			11:03:12.326
2 -	35.737	59.526	215.1	1:03.149	2:38.412	125.28	11:05:50.738
3 -	33.952	57.472	219.9	1:01.822	2:33.246 (3)	129.50	11:08:23.984
4 -	33.155	56.611	219.9	59.414	2:29.180 (2)	133.03	11:10:53.164
5 -	32.441	55.793	218.1	59.112	2:27.346 D	134.69	11:13:20.510
6 -	32.217	55.733	217.7	58.615	2:26.565 (1)	135.41	11:15:47.075

P12 23 TC		Joseph FEDERL			Nissan 370z - TechSport Racing		
IDEAL LAP TIME : 2:26.657		BEST LAP TIME : 2:26.657		DIFFERENCE : 0.000			
LAP	SECTOR 1	SECTOR 2	SECTOR 3	LAP TIME	KPH	DIFF	TIME OF DAY
1 -	OUTLAP	1:05.578	162.1	1:07.833			11:03:39.615
2 -	34.944	1:03.335	215.5	1:02.935	2:41.214	123.10	11:06:20.829
3 -	33.923	57.889	211.7	1:01.663	2:33.475	129.31	11:08:54.304
4 -	33.293	59.073	221.7	59.953	2:32.319 (3)	130.29	11:11:26.623
5 -	32.823	55.747	221.3	59.097	2:27.667 (2)	134.40	11:13:54.290
6 -	32.317	55.434	222.2	58.906	2:26.657 (1)	135.32	11:16:20.947

P13 04 TCR		CJ MOSES			Honda Civic Type-R - DXDT Racing		
IDEAL LAP TIME : 2:27.247		BEST LAP TIME : 2:27.247		DIFFERENCE : 0.000			
LAP	SECTOR 1	SECTOR 2	SECTOR 3	LAP TIME	KPH	DIFF	TIME OF DAY
1 -	OUTLAP	1:11.092	154.9	1:17.699			11:03:29.945
2 -	36.824	1:00.468	202.6	1:04.532	2:41.824	122.64	11:06:11.769
3 -	35.227	58.685	217.3	1:03.013	2:36.925	126.47	11:08:48.694
4 -	33.761	57.179	215.1	1:01.117	2:32.057 (3)	130.52	11:11:20.751
5 -	32.626	56.820	214.7	1:00.045	2:29.491 (2)	132.76	11:13:50.242
6 -	32.427	55.925	220.8	58.895	2:27.247 (1)	134.78	11:16:17.489

P14 5 TCR		Roy BLOCK			Alfa Romeo Giulietta - KMW Motorsports w/TMR Engineering		
IDEAL LAP TIME : 2:27.094		BEST LAP TIME : 2:27.852		DIFFERENCE : 0.758			
LAP	SECTOR 1	SECTOR 2	SECTOR 3	LAP TIME	KPH	DIFF	TIME OF DAY
1 -	OUTLAP	1:03.661	207.2	1:05.166			11:07:17.078
2 -	34.249	57.673	223.6	1:00.869	2:32.791	129.89	11:09:49.869
3 -	33.460	56.553	226.8	1:00.055	2:30.068 (2)	132.25	11:12:19.937
4 -	32.711	55.544	225.0	1:02.307	2:30.562 (3)	131.81	11:14:50.499
5 -	31.495	55.607	227.8	1:00.750	2:27.852 (1)	134.23	11:17:18.351

P15 48 TC		Zane HODGEN			BMW M235iR Cup - Lone Star Racing		
IDEAL LAP TIME : 2:28.533		BEST LAP TIME : 2:28.533		DIFFERENCE : 0.000			
LAP	SECTOR 1	SECTOR 2	SECTOR 3	LAP TIME	KPH	DIFF	TIME OF DAY
1 -	OUTLAP	1:04.565	173.9	1:14.642			11:03:30.581
2 -	36.626	1:02.291	206.5	1:03.421	2:42.338	122.25	11:06:12.919
3 -	35.232	1:00.774	214.2	1:04.215	2:40.221	123.87	11:08:53.140
4 -	34.160	1:00.356	212.5	1:00.959	2:35.475 (3)	127.65	11:11:28.615
5 -	32.749	57.454	203.3	1:01.695	2:31.898 (2)	130.65	11:14:00.513
6 -	32.329	57.173	214.2	59.031	2:28.533 (1)	133.61	11:16:29.046

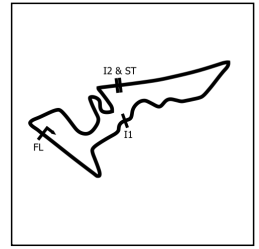
Weather / Track : Drizzle / Damp

Circuit of the Americas
 Circuit Length = 5.513 km
 Start: 11:00 Flag 11:15 End: 11:21

Circuit of the Americas

TC America - TCR TCA TC

QUALIFYING - SECTOR ANALYSIS



SECTOR 1 = FL to I1, SECTOR 2 = I1 to I2, SECTOR 3 = I2 to FL, DIFF = Difference To Personal Best Lap, P = Crossed Finish Line in Pit Lane, D = Time Disallowed

P16 11 TC		Phil BLOOM			BMW M240R Cup - Classic BMW			
IDEAL LAP TIME : 2:28.565		BEST LAP TIME : 2:28.565		DIFFERENCE : 0.000				
LAP	SECTOR 1	SECTOR 2		SECTOR 3	LAP TIME	KPH	DIFF	TIME OF DAY
1 -	OUTLAP	1:07.646	171.9	1:11.012				11:03:06.914
2 -	36.562	1:01.890	198.1	1:04.626	2:43.078	121.70	14.513	11:05:49.992
3 -	34.317	58.173	216.8	1:01.651	2:34.141	128.75	5.576	11:08:24.133
4 -	33.459	57.361	216.0	1:00.776	2:31.596 (3)	130.91	3.031	11:10:55.729
5 -	32.877	56.944	213.4	1:00.500	2:30.321 (2)	132.02	1.756	11:13:26.050
6 -	32.466	56.651	214.2	59.448	2:28.565 (1)	133.59		11:15:54.615

P17 20 TC		Rob SLONAKER			BMW M240R Cup - Auto Technic Racing			
IDEAL LAP TIME : 2:28.927		BEST LAP TIME : 2:28.927		DIFFERENCE : 0.000				
LAP	SECTOR 1	SECTOR 2		SECTOR 3	LAP TIME	KPH	DIFF	TIME OF DAY
1 -	OUTLAP	1:10.062	153.6	1:10.159				11:03:37.695
2 -	36.344	1:04.455	199.2	1:05.052	2:45.851	119.66	16.924	11:06:23.546
3 -	34.674	1:00.683	177.6	1:02.650	2:38.007	125.60	9.080	11:09:01.553
4 -	33.585	58.503	208.4	1:01.649	2:33.737 (2)	129.09	4.810	11:11:35.290
5 -	34.090	1:00.798	168.4	1:02.369	2:37.257 (3)	126.20	8.330	11:14:12.547
6 -	32.360	57.023	217.3	59.544	2:28.927 (1)	133.26		11:16:41.474

P18 52 TC		Tom CAPIZZI			BMW M240R Cup - Auto Technic Racing			
IDEAL LAP TIME : 2:29.128		BEST LAP TIME : 2:29.128		DIFFERENCE : 0.000				
LAP	SECTOR 1	SECTOR 2		SECTOR 3	LAP TIME	KPH	DIFF	TIME OF DAY
1 -	OUTLAP	1:10.009	137.0	1:10.766				11:03:32.536
2 -	36.863	1:03.684	177.0	1:05.157	2:45.704	119.77	16.576	11:06:18.240
3 -	34.583	59.050	207.6	1:02.070	2:35.703 (3)	127.46	6.575	11:08:53.943
4 -	34.427	59.619	219.9	1:01.167	2:35.213 (2)	127.86	6.085	11:11:29.156
5 -	33.136	1:03.711	151.4	1:04.565	2:41.412	122.95	12.284	11:14:10.568
6 -	32.503	57.105	217.3	59.520	2:29.128 (1)	133.08		11:16:39.696

P19 93 TC		Karl HERTEL			Honda Civic Type-R - Team HMA			
IDEAL LAP TIME : 2:29.483		BEST LAP TIME : 2:30.535		DIFFERENCE : 1.052				
LAP	SECTOR 1	SECTOR 2		SECTOR 3	LAP TIME	KPH	DIFF	TIME OF DAY
1 -	OUTLAP	1:07.910	148.5	1:12.171				11:03:43.163
2 -	35.507	1:01.284	216.4	1:04.312	2:41.103	123.19	10.568	11:06:24.266
3 -	34.338	59.961	218.1	1:01.045	2:35.344 (3)	127.76	4.809	11:08:59.610
4 -	33.971	58.112	212.5	1:02.010	2:34.093 (2)	128.79	3.558	11:11:33.703
5 -	32.821	57.643	218.1	1:00.071	2:30.535 (1)	131.84		11:14:04.238
6 -	32.962	56.591	220.4	IN PIT	2:49.384 P	117.17	18.849	11:16:53.622

P20 61 TCA		Mark POMBO			MNI Cooper JCW - MNI JCW Team			
IDEAL LAP TIME : 2:31.786		BEST LAP TIME : 2:31.786		DIFFERENCE : 0.000				
LAP	SECTOR 1	SECTOR 2		SECTOR 3	LAP TIME	KPH	DIFF	TIME OF DAY
1 -	OUTLAP	1:25.862	117.1	1:18.594				11:03:48.438
2 -	36.300	1:02.219	195.2	1:03.738	2:42.257	122.31	10.471	11:06:30.695
3 -	34.711	59.728	196.7	1:01.327	2:35.766	127.41	3.980	11:09:06.461
4 -	34.407	58.472	199.6	1:01.033	2:33.912 (2)	128.94	2.126	11:11:40.373
5 -	34.086	58.893	197.8	1:02.408	2:35.387 (3)	127.72	3.601	11:14:15.760
6 -	33.668	58.122	197.8	59.996	2:31.786 (1)	130.75		11:16:47.546

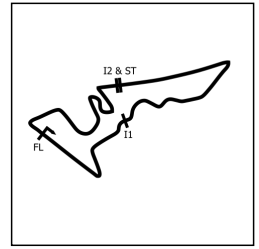
Weather / Track : Drizzle / Damp

Circuit of the Americas
 Circuit Length = 5.513 km
 Start: 11:00 Flag 11:15 End: 11:21

Circuit of the Americas

TC America - TCR TCA TC

QUALIFYING - SECTOR ANALYSIS



SECTOR 1 = FL to I1, SECTOR 2 = I1 to I2, SECTOR 3 = I2 to FL, DIFF = Difference To Personal Best Lap, P = Crossed Finish Line in Pit Lane, D = Time Disallowed

P21 57 TCA		Tyler GONZALEZ		Hyundai Veloster Turbo - Copeland Motorsports			
IDEAL LAP TIME : 2:32.385		BEST LAP TIME : 2:32.385		DIFFERENCE : 0.000			
LAP	SECTOR 1	SECTOR 2	SECTOR 3	LAP TIME	KPH	DIFF	TIME OF DAY
1 -	OUTLAP	1:09.606	162.4	1:14.458			11:03:30.914
2 -	37.114	1:02.051	187.8	1:05.110	2:44.275	120.81	11:06:15.189
3 -	34.980	59.501	197.0	1:03.710	2:38.191 (3)	125.46	11:08:53.380
4 -	37.991	58.286	202.6	1:01.842	2:38.119 (2)	125.51	11:11:31.499
5 -	33.063	57.889	202.2	1:01.433	2:32.385 (1)	130.24	11:14:03.884
6 -	34.029	58.126	201.1	IN PIT	2:42.157 P	122.39	11:16:46.041

P22 22 TCA		Joey ESSMA		Subaru BRZ TS - TechSport Racing			
IDEAL LAP TIME : 2:32.874		BEST LAP TIME : 2:32.874		DIFFERENCE : 0.000			
LAP	SECTOR 1	SECTOR 2	SECTOR 3	LAP TIME	KPH	DIFF	TIME OF DAY
1 -	OUTLAP	1:06.854	169.8	1:10.123			11:03:44.014
2 -	36.531	1:03.296	195.2	1:04.400	2:44.227	120.84	11:06:28.241
3 -	34.896	59.464	190.4	1:03.287	2:37.647	125.89	11:09:05.888
4 -	34.379	58.634	197.0	1:02.969	2:35.982 (2)	127.23	11:11:41.870
5 -	34.317	59.470	201.1	1:03.537	2:37.324 (3)	126.15	11:14:19.194
6 -	33.689	58.301	203.0	1:00.884	2:32.874 (1)	129.82	11:16:52.068

P23 60 TCA		Tomas MEJIA		MNI Cooper JCW - MNI JCW Team			
IDEAL LAP TIME : 2:32.951		BEST LAP TIME : 2:32.951		DIFFERENCE : 0.000			
LAP	SECTOR 1	SECTOR 2	SECTOR 3	LAP TIME	KPH	DIFF	TIME OF DAY
1 -	OUTLAP	1:08.969	168.7	1:10.839			11:03:25.003
2 -	37.833	1:02.685	195.2	1:05.263	2:45.781	119.71	11:06:10.784
3 -	36.768	1:05.164	183.3	1:04.936	2:46.868	118.93	11:08:57.652
4 -	34.753	59.445	198.8	1:02.886	2:37.084 (2)	126.34	11:11:34.736
5 -	34.961	1:02.222	198.8	1:01.149	2:38.332 (3)	125.34	11:14:13.068
6 -	33.657	58.425	200.3	1:00.869	2:32.951 (1)	129.75	11:16:46.019

P24 9 TCA		Kevin BOEHM		Honda Civic Si - Boehm Racing			
IDEAL LAP TIME : 2:32.968		BEST LAP TIME : 2:32.968		DIFFERENCE : 0.000			
LAP	SECTOR 1	SECTOR 2	SECTOR 3	LAP TIME	KPH	DIFF	TIME OF DAY
1 -	OUTLAP	1:05.678	184.6	1:07.940			11:05:01.101
2 -	35.050	1:00.112	197.0	1:03.256	2:38.418	125.28	11:07:39.519
3 -	34.752	58.876	198.1	1:01.809	2:35.437 (3)	127.68	11:10:14.956
4 -	34.572	58.556	198.5	1:00.645	2:33.773 (2)	129.06	11:12:48.729
5 -	33.858	58.497	199.6	1:00.613	2:32.968 (1)	129.74	11:15:21.697

P25 18 TCA		Caleb BACON		Hyundai Veloster Turbo - CB Motorsports			
IDEAL LAP TIME : 2:33.509		BEST LAP TIME : 2:33.509		DIFFERENCE : 0.000			
LAP	SECTOR 1	SECTOR 2	SECTOR 3	LAP TIME	KPH	DIFF	TIME OF DAY
1 -	OUTLAP	1:08.564	168.7	1:10.243			11:03:24.742
2 -	37.135	1:02.275	184.3	1:06.236	2:45.646	119.81	11:06:10.388
3 -	35.533	1:00.038	200.3	1:03.618	2:39.189	124.67	11:08:49.577
4 -	34.380	58.941	203.0	1:03.402	2:36.723 (3)	126.63	11:11:26.300
5 -	33.868	58.521	201.8	1:03.269	2:35.658 (2)	127.50	11:14:01.958
6 -	33.425	57.876	200.3	1:02.208	2:33.509 (1)	129.28	11:16:35.467

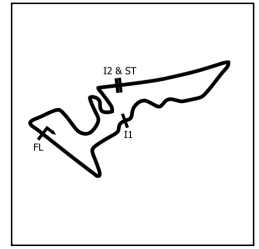
Weather / Track : Drizzle / Damp

Circuit of the Americas
 Circuit Length = 5.513 km
 Start: 11:00 Flag 11:15 End: 11:21

Circuit of the Americas

TC America - TCR TCA TC

QUALIFYING - SECTOR ANALYSIS



SECTOR 1 = FL to I1, SECTOR 2 = I1 to I2, SECTOR 3 = I2 to FL, DIFF = Difference To Personal Best Lap, P = Crossed Finish Line in Pit Lane, D = Time Disallowed

P26		59 TCA		Juan Diego HERNANDEZ		Honda Civic Si - VGMC Racing		
IDEAL LAP TIME : 2:34.308		BEST LAP TIME : 2:34.308		DIFFERENCE : 0.000				
LAP	SECTOR 1	SECTOR 2		SECTOR 3	LAP TIME	KPH	DIFF	TIME OF DAY
1 -	OUTLAP	1:08.228	169.5	1:07.552				11:04:02.642
2 -	36.679	1:01.673	189.4	1:04.841	2:43.193 (3)	121.61	8.885	11:06:45.835
3 -	36.386	1:00.919	194.2	1:03.248	2:40.553 (2)	123.61	6.245	11:09:26.388
4 -	35.098	1:01.293	190.8	1:09.115	2:45.506	119.91	11.198	11:12:11.894
5 -	37.039	1:05.848	144.0	1:06.577	2:49.464	117.11	15.156	11:15:01.358
6 -	34.693	58.825	198.8	1:00.790	2:34.308 (1)	128.61		11:17:35.666

P27		21 TC		Bruce ROBSON		BMW M240R Cup - Auto Technic Racing		
IDEAL LAP TIME : 2:34.582		BEST LAP TIME : 2:35.099		DIFFERENCE : 0.517				
LAP	SECTOR 1	SECTOR 2		SECTOR 3	LAP TIME	KPH	DIFF	TIME OF DAY
1 -	OUTLAP	1:09.760	146.7	1:13.633				11:03:42.914
2 -	37.355	1:04.606	179.7	1:07.593	2:49.554	117.05	14.455	11:06:32.468
3 -	35.248	59.714	199.6	1:03.585	2:38.547	125.17	3.448	11:09:11.015
4 -	34.356	1:00.474	208.0	1:02.789	2:37.619 (3)	125.91	2.520	11:11:48.634
5 -	33.780	59.503	210.9	1:01.816	2:35.099 (1)	127.96		11:14:23.733
6 -	33.263	1:00.484	187.5	1:02.893	2:36.640 (2)	126.70	1.541	11:17:00.373

P28		25 TCA		PJ GROENKE		Subaru BRZ '15 - TechSport Racing		
IDEAL LAP TIME : 2:34.565		BEST LAP TIME : 2:36.115		DIFFERENCE : 1.550				
LAP	SECTOR 1	SECTOR 2		SECTOR 3	LAP TIME	KPH	DIFF	TIME OF DAY
1 -	OUTLAP	1:17.223	125.5	1:10.694				11:04:06.895
2 -	37.613	1:02.497	192.8	1:03.788	2:43.898	121.09	7.783	11:06:50.793
3 -	35.000	59.582	196.0	1:03.851	2:38.433	125.26	2.318	11:09:29.226
4 -	34.728	59.858	196.7	1:02.752	2:37.338 (3)	126.14	1.223	11:12:06.564
5 -	34.660	1:00.164	197.8	1:01.505	2:36.329 (2)	126.95	0.214	11:14:42.893
6 -	34.319	58.741	196.0	1:03.055	2:36.115 (1)	127.12		11:17:19.008

P29		8 TC		Ruben IGLESIAS		Honda Civic Type-R - VGMC Racing		
IDEAL LAP TIME : 2:37.866		BEST LAP TIME : 2:38.186		DIFFERENCE : 0.320				
LAP	SECTOR 1	SECTOR 2		SECTOR 3	LAP TIME	KPH	DIFF	TIME OF DAY
1 -	OUTLAP	1:14.736	156.7	1:18.163				11:03:31.455
2 -	40.758	1:23.308	167.1	1:07.783	3:11.849	103.45	33.663	11:06:43.304
3 -	37.024	1:03.761	180.6	1:10.316	2:51.101 (3)	115.99	12.915	11:09:34.405
4 -	35.539	59.048	210.1	1:03.599	2:38.186 (1)	125.46		11:12:12.591
5 -	35.219	59.093	214.2	1:04.437	2:38.749 (2)	125.02	0.563	11:14:51.340
6 -	38.482	1:09.692	149.7	IN PIT	3:10.735 P	104.05	32.549	11:18:02.075

P30		27 TC		John RADER		BMW M240R Cup - Classic BMW		
IDEAL LAP TIME : 2:38.135		BEST LAP TIME : 2:38.601		DIFFERENCE : 0.466				
LAP	SECTOR 1	SECTOR 2		SECTOR 3	LAP TIME	KPH	DIFF	TIME OF DAY
1 -	OUTLAP	1:14.455	145.1	1:10.803				11:03:16.891
2 -	37.108	1:06.302	206.1	1:07.331	2:50.741	116.23	12.140	11:06:07.632
3 -	35.824	1:03.188	198.1	1:06.079	2:45.091 (3)	120.21	6.490	11:08:52.723
4 -	33.958	1:00.873	217.3	1:06.784	2:41.615 (2)	122.80	3.014	11:11:34.338
5 -	34.792	1:05.696	207.2	1:05.928	2:46.416	119.26	7.815	11:14:20.754
6 -	34.313	1:00.984	211.7	1:03.304	2:38.601 (1)	125.13		11:16:59.355

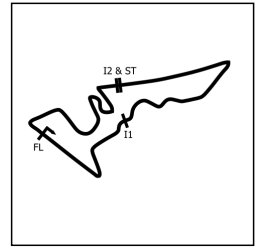
Weather / Track : Drizzle / Damp

Circuit of the Americas
 Circuit Length = 5.513 km
 Start: 11:00 Flag 11:15 End: 11:21

Circuit of the Americas

TC America - TCR TCA TC

QUALIFYING - SECTOR ANALYSIS



SECTOR 1 = FL to I1, SECTOR 2 = I1 to I2, SECTOR 3 = I2 to FL, DIFF = Difference To Personal Best Lap, P = Crossed Finish Line in Pit Lane, D = Time Disallowed

P31 178 TCA		Jonathan NEWCOMBE		Honda Civic Si - VGMC Racing				
IDEAL LAP TIME : 2:38.216		BEST LAP TIME : 2:39.257		DIFFERENCE : 1.041				
LAP	SECTOR 1	SECTOR 2		SECTOR 3	LAP TIME	KPH	DIFF	TIME OF DAY
1 -	OUTLAP	1:09.806	158.3	1:10.074				11:04:09.014
2 -	37.727	1:04.800	186.2	1:07.930	2:50.457 (2)	116.43	11.200	11:06:59.471
3 -	36.313	1:02.147	196.3	IN PIT	2:50.547 P	116.37	11.290	11:09:50.018
4 -	OUTLAP	1:00.428	201.8	1:03.994	4:30.393	73.39	1:51.136	11:14:20.411
5 -	34.997	1:01.469	198.1	1:02.791	2:39.257 (1)	124.62		11:16:59.668

P32 33 TCA		Matt FORBUSH		Hyundai Veloster Turbo - CB Motorsports				
IDEAL LAP TIME : 2:39.044		BEST LAP TIME : 2:39.647		DIFFERENCE : 0.603				
LAP	SECTOR 1	SECTOR 2		SECTOR 3	LAP TIME	KPH	DIFF	TIME OF DAY
1 -	OUTLAP	1:13.775	149.3	1:15.451				11:03:50.674
2 -	37.387	1:03.207	201.1	1:07.428	2:48.022	118.12	8.375	11:06:38.696
3 -	36.381	1:01.952	199.6	1:06.066	2:44.399	120.72	4.752	11:09:23.095
4 -	35.599	1:02.535	201.1	1:05.026	2:43.160 (3)	121.64	3.513	11:12:06.255
5 -	34.710	1:00.931	197.4	1:04.412	2:40.053 (2)	124.00	0.406	11:14:46.308
6 -	34.605	1:01.534	201.8	1:03.508	2:39.647 (1)	124.31		11:17:25.955

P33 07 TCA		Jose DASILVA		Mazda Global MX5 Cup ND.2 - Ives Motorsports				
IDEAL LAP TIME : 2:41.455		BEST LAP TIME : 2:41.959		DIFFERENCE : 0.504				
LAP	SECTOR 1	SECTOR 2		SECTOR 3	LAP TIME	KPH	DIFF	TIME OF DAY
1 -		1:19.570	147.7	1:10.772				11:04:12.897
2 -	39.475	1:04.615	190.4	1:06.593	2:50.683 (2)	116.27	8.724	11:07:03.580
3 -	36.005	1:01.858	189.1	1:04.096	2:41.959 (1)	122.54		11:09:45.539
4 -	36.447	1:01.354	193.2	IN PIT	2:51.057 P	116.02	9.098	11:12:36.596

Circuit of the Americas

TC America - TCR TCA TC

QUALIFYING - BEST SECTORS

SECTOR 1			SECTOR 2			SECTOR 3			IDEAL / BEST COMPARISON						
POS	NO	NAME	TIME	NO	NAME	TIME	NO	NAME	TIME	POS	NO	NAME	IDEAL	BEST	DIFF
												PERFECT LAP	2:18.662		
1	71	HURCZYN	30.091	51	REGER	52.372	51	REGER	56.199	1	51	REGER	2:18.886	2:18.886	0.000
2	51	REGER	30.315	74	MAXSON	52.497	74	MAXSON	56.555	2	74	MAXSON	2:19.375	2:19.516	0.141
3	74	MAXSON	30.323	72	VINCENT	53.352	72	VINCENT	56.719	3	72	VINCENT	2:20.791	2:20.791	0.000
4	72	VINCENT	30.720	71	HURCZYN	53.613	71	HURCZYN	57.595	4	71	HURCZYN	2:21.299	2:21.299	0.000
5	78	RICCA	31.432	99	GONZALEZ JR	54.198	31	SCHWARTZ	57.790	5	99	GONZALEZ JR	2:24.226	2:24.226	0.000
6	5	BLOCK	31.495	78	RICCA	55.267	26	GRAHOVEC	58.015	6	31	SCHWARTZ	2:24.710	2:24.710	0.000
7	31	SCHWARTZ	31.520	17	SMTHSON	55.287	99	GONZALEZ JR	58.260	7	26	GRAHOVEC	2:25.493	2:25.493	0.000
8	36	CLAY	31.613	36	CLAY	55.378	94	HULL	58.615	8	78	RICCA	2:25.519	2:25.519	0.000
9	99	GONZALEZ JR	31.768	31	SCHWARTZ	55.400	17	SMTHSON	58.678	9	36	CLAY	2:25.777	2:25.777	0.000
10	26	GRAHOVEC	31.808	23	FEDERL	55.434	36	CLAY	58.786	10	17	SMTHSON	2:25.976	2:25.976	0.000
11	17	SMTHSON	32.011	5	BLOCK	55.544	78	RICCA	58.820	11	94	HULL	2:26.565	2:26.565	0.000
12	94	HULL	32.217	26	GRAHOVEC	55.670	04	MOSES	58.895	12	23	FEDERL	2:26.657	2:26.657	0.000
13	23	FEDERL	32.317	94	HULL	55.733	23	FEDERL	58.906	13	5	BLOCK	2:27.094	2:27.852	0.758
14	48	HODGEN	32.329	04	MOSES	55.925	48	HODGEN	59.031	14	04	MOSES	2:27.247	2:27.247	0.000
15	20	SLONAKER	32.360	93	HERTEL	56.591	11	BLOOM	59.448	15	48	HODGEN	2:28.533	2:28.533	0.000
16	04	MOSES	32.427	11	BLOOM	56.651	52	CAPIZZI	59.520	16	11	BLOOM	2:28.565	2:28.565	0.000
17	11	BLOOM	32.466	20	SLONAKER	57.023	20	SLONAKER	59.544	17	20	SLONAKER	2:28.927	2:28.927	0.000
18	52	CAPIZZI	32.503	52	CAPIZZI	57.105	61	POMBO	59.996	18	52	CAPIZZI	2:29.128	2:29.128	0.000
19	93	HERTEL	32.821	48	HODGEN	57.173	5	BLOCK	1:00.055	19	93	HERTEL	2:29.483	2:30.535	1.052
20	57	GONZALEZ	33.063	18	BACON	57.876	93	HERTEL	1:00.071	20	61	POMBO	2:31.786	2:31.786	0.000
21	21	ROBSON	33.263	57	GONZALEZ	57.889	9	BOEHM	1:00.613	21	57	GONZALEZ	2:32.385	2:32.385	0.000
22	18	BACON	33.425	61	POMBO	58.122	59	HERNANDEZ	1:00.790	22	22	ESSMA	2:32.874	2:32.874	0.000
23	60	MEJIA	33.657	22	ESSMA	58.301	60	MEJIA	1:00.869	23	60	MEJIA	2:32.951	2:32.951	0.000
24	61	POMBO	33.668	60	MEJIA	58.425	22	ESSMA	1:00.884	24	9	BOEHM	2:32.968	2:32.968	0.000
25	22	ESSMA	33.689	9	BOEHM	58.497	57	GONZALEZ	1:01.433	25	18	BACON	2:33.509	2:33.509	0.000
26	9	BOEHM	33.858	25	GROENKE	58.741	25	GROENKE	1:01.505	26	59	HERNANDEZ	2:34.308	2:34.308	0.000
27	27	RADER	33.958	59	HERNANDEZ	58.825	21	ROBSON	1:01.816	27	25	GROENKE	2:34.565	2:36.115	1.550
28	25	GROENKE	34.319	8	IGLESIAS	59.048	18	BACON	1:02.208	28	21	ROBSON	2:34.582	2:35.099	0.517
29	33	FORBUSH	34.605	21	ROBSON	59.503	178	NEWCOMBE	1:02.791	29	8	IGLESIAS	2:37.866	2:38.186	0.320
30	59	HERNANDEZ	34.693	178	NEWCOMBE	1:00.428	27	RADER	1:03.304	30	27	RADER	2:38.135	2:38.601	0.466
31	178	NEWCOMBE	34.997	27	RADER	1:00.873	33	FORBUSH	1:03.508	31	178	NEWCOMBE	2:38.216	2:39.257	1.041
32	8	IGLESIAS	35.219	33	FORBUSH	1:00.931	8	IGLESIAS	1:03.599	32	33	FORBUSH	2:39.044	2:39.647	0.603
33	07	DASILVA	36.005	07	DASILVA	1:01.354	07	DASILVA	1:04.096	33	07	DASILVA	2:41.455	2:41.959	0.504

Weather / Track : Drizzle / Damp

Circuit of the Americas

Circuit Length = 5.513 km

Start: 11:00 Flag 11:15 End: 11:21

Results can be found at www.tsl-timing.com

Printed - 11:34 Saturday, March 7, 2020

Circuit of the Americas

TC America - TCR TCA TC

QUALIFYING - BEST SPEEDS

POS	INTERMEDIATE 1		KPH	INTERMEDIATE 2		KPH	FINISH LINE		KPH
	NO	NAME		NO	NAME		NO	NAME	
1				51	REGER	239.4			
2				72	VINCENT	233.2			
3				71	HURCZYN	231.7			
4				74	MAXSON	230.2			
5				5	BLOCK	227.8			
6				17	SMTHSON	225.9			
7				36	CLAY	222.6			
8				23	FEDERL	222.2			
9				78	RICCA	220.8			
10				04	MOSES	220.8			
11				31	SCHWARTZ	220.4			
12				93	HERTEL	220.4			
13				94	HULL	219.9			
14				52	CAPIZZI	219.9			
15				99	GONZALEZ JR	219.0			
16				26	GRAHOVEC	218.1			
17				20	SLONAKER	217.3			
18				27	RADER	217.3			
19				11	BLOOM	216.8			
20				48	HODGEN	214.2			
21				8	IGLESIAS	214.2			
22				21	ROBSON	210.9			
23				22	ESSMA	203.0			
24				18	BACON	203.0			
25				57	GONZALEZ	202.6			
26				178	NEWCOMBE	201.8			
27				33	FORBUSH	201.8			
28				60	MEJIA	200.3			
29				61	POMBO	199.6			
30				9	BOEHM	199.6			
31				59	HERNANDEZ	198.8			
32				25	GROENKE	197.8			
33				07	DASILVA	193.2			

Weather / Track : Drizzle / Damp

Results can be found at www.tsl-timing.com

Circuit of the Americas
Circuit Length = 5.513 km
Start: 11:00 Flag 11:15 End: 11:21

Printed - 11:34 Saturday, March 7, 2020

Circuit of the Americas

TC America - TCR TCA TC

QUALIFYING - STATISTICS

Competitors Started 33
Planned Start 2020-03-07 @ 10:30:00.000
Actual Start 2020-03-07 @ 11:00:00.685
Finish Time 2020-03-07 @ 11:15:01.792
Track Length 5.513km
Total Laps 192
Total Distance Covered 1058.496km

Session Fastest Lap History

NO	CL	NAME	LAP TIME	TIME OF DAY	LAP	VEHICLE
71	TCR	Michael HURCZYN	2:36.679	11:05:32.659	2	Volkswagen Golf GTI
74	TCR	Tyler MAXSON	2:33.385	11:05:34.198	2	Hyundai Veloster N TCR
31	TC	Johan SCHWARTZ	2:32.551	11:05:50.401	2	BMW M240iR Cup
74	TCR	Tyler MAXSON	2:27.373	11:08:01.571	3	Hyundai Veloster N TCR
51	TCR	Nikko REGER	2:26.829	11:08:13.680	3	Hyundai Veloster N TCR
74	TCR	Tyler MAXSON	2:21.809	11:10:23.380	4	Hyundai Veloster N TCR
74	TCR	Tyler MAXSON	2:20.359	11:12:43.739	5	Hyundai Veloster N TCR
51	TCR	Nikko REGER	2:18.886	11:12:54.803	5	Hyundai Veloster N TCR

Flag History

TYPE	TIME OF DAY
GREEN	11:00:00.685
FINISH	11:15:01.792

Flag Statistics

TYPE	COUNT	TOTAL LAPS	TOTAL TIME
Green	1	6	21:17.167
Red	0	0	0.000
Safety Car	0	0	0.000
FCY	0	0	0.000

Weather / Track : Drizzle / Damp

Circuit of the Americas

TC America - TCR TCA TC

QUALIFYING - STATISTICS

CLASS : TC

14 Starters

Fastest Lap History

NO	NAME	LAP TIME	TIME OF DAY	LAP	VEHICLE
78	Jeff RICCA	2:40.018	11:05:37.722	2	Hyundai Veloster N TC
26	Toby GRAHOVEC	2:38.776	11:05:42.853	2	BMW M240iR Cup
36	James CLAY	2:38.514	11:05:49.275	2	BMW M240iR Cup
31	Johan SCHWARTZ	2:32.551	11:05:50.401	2	BMW M240iR Cup
26	Toby GRAHOVEC	2:31.554	11:08:14.407	3	BMW M240iR Cup
78	Jeff RICCA	2:27.684	11:10:40.635	4	Hyundai Veloster N TC
26	Toby GRAHOVEC	2:27.427	11:10:41.834	4	BMW M240iR Cup
78	Jeff RICCA	2:27.157	11:13:07.792	5	Hyundai Veloster N TC
26	Toby GRAHOVEC	2:26.704	11:13:08.538	5	BMW M240iR Cup
31	Johan SCHWARTZ	2:26.630	11:13:17.149	5	BMW M240iR Cup
36	James CLAY	2:26.616	11:13:17.951	5	BMW M240iR Cup
78	Jeff RICCA	2:25.519	11:15:33.311	6	Hyundai Veloster N TC
26	Toby GRAHOVEC	2:25.493	11:15:34.031	6	BMW M240iR Cup
31	Johan SCHWARTZ	2:24.710	11:15:41.859	6	BMW M240iR Cup

Weather / Track : Drizzle / Damp

Results can be found at www.tsl-timing.com

Page 2 of 4

Circuit of the Americas
Circuit Length = 5.513 km
Start: 11:00 Flag 11:15 End: 11:21

Printed - 11:35 Saturday, March 7, 2020

Circuit of the Americas

TC America - TCR TCA TC

QUALIFYING - STATISTICS

CLASS : TCA

11 Starters

Fastest Lap History

NO	NAME	LAP TIME	TIME OF DAY	LAP	VEHICLE
18	Caleb BACON	2:45.646	11:06:10.388	2	Hyundai Veloster Turbo
57	Tyler GONZALEZ	2:44.275	11:06:15.189	2	Hyundai Veloster Turbo
22	Joey ESSMA	2:44.227	11:06:28.241	2	Subaru BRZ tS
61	Mark POMBO	2:42.257	11:06:30.695	2	MINI Cooper JCW
9	Kevin BOEHM	2:38.418	11:07:39.519	2	Honda Civic Si
57	Tyler GONZALEZ	2:38.191	11:08:53.380	3	Hyundai Veloster Turbo
22	Joey ESSMA	2:37.647	11:09:05.888	3	Subaru BRZ tS
61	Mark POMBO	2:35.766	11:09:06.461	3	MINI Cooper JCW
9	Kevin BOEHM	2:35.437	11:10:14.956	3	Honda Civic Si
61	Mark POMBO	2:33.912	11:11:40.373	4	MINI Cooper JCW
9	Kevin BOEHM	2:33.773	11:12:48.729	4	Honda Civic Si
57	Tyler GONZALEZ	2:32.385	11:14:03.884	5	Hyundai Veloster Turbo
61	Mark POMBO	2:31.786	11:16:47.546	6	MINI Cooper JCW

Weather / Track : Drizzle / Damp

Circuit of the Americas

TC America - TCR TCA TC

QUALIFYING - STATISTICS

CLASS : TCR

8 Starters

Fastest Lap History

NO	NAME	LAP TIME	TIME OF DAY	LAP	VEHICLE
71	Michael HURCZYN	2:36.679	11:05:32.659	2	Volkswagen Golf GTI
74	Tyler MAXSON	2:33.385	11:05:34.198	2	Hyundai Veloster N TCR
74	Tyler MAXSON	2:27.373	11:08:01.571	3	Hyundai Veloster N TCR
51	Nikko REGER	2:26.829	11:08:13.680	3	Hyundai Veloster N TCR
74	Tyler MAXSON	2:21.809	11:10:23.380	4	Hyundai Veloster N TCR
74	Tyler MAXSON	2:20.359	11:12:43.739	5	Hyundai Veloster N TCR
51	Nikko REGER	2:18.886	11:12:54.803	5	Hyundai Veloster N TCR

Weather / Track : Drizzle / Damp

Results can be found at www.tsl-timing.com

Page 4 of 4

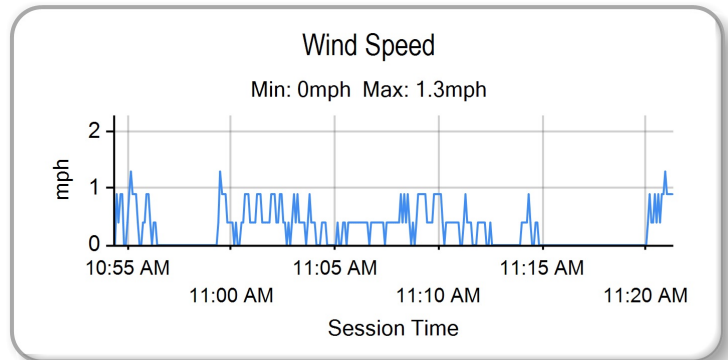
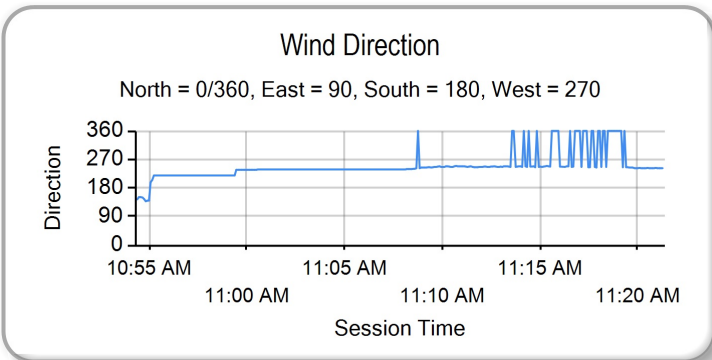
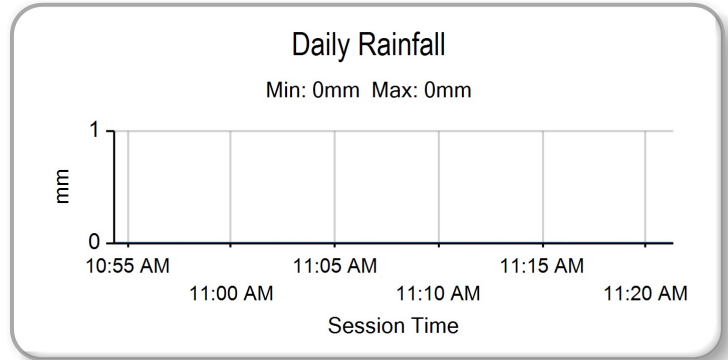
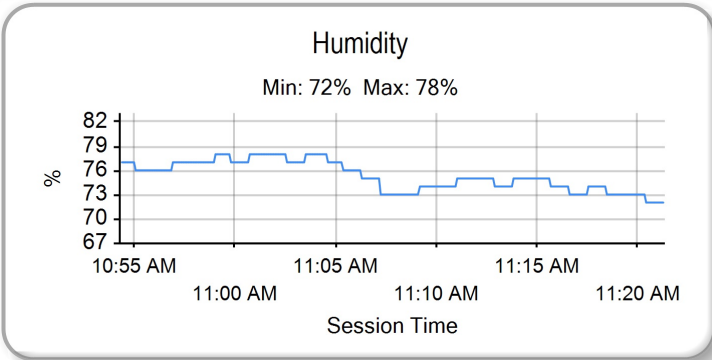
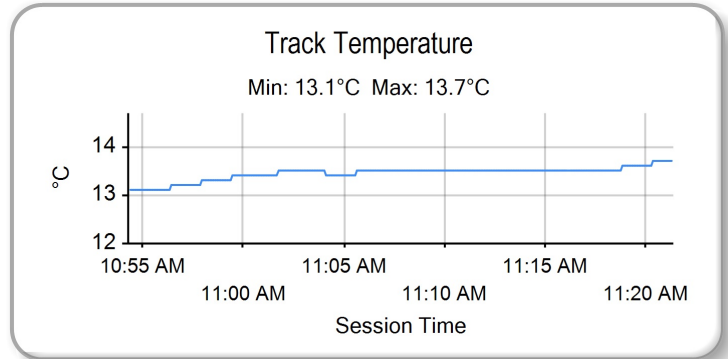
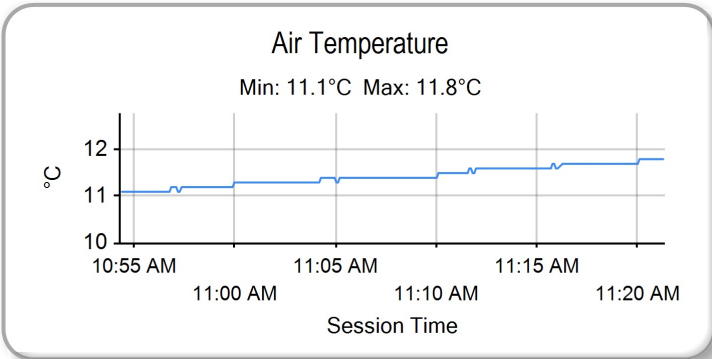
Circuit of the Americas
Circuit Length = 5.513 km
Start: 11:00 Flag 11:15 End: 11:21

Printed - 11:35 Saturday, March 7, 2020

Circuit of the Americas

TC America - TCR TCA TC

QUALIFYING - WEATHER CONDITIONS



Weather / Track : Drizzle / Damp

Results can be found at www.tsl-timing.com

Circuit of the Americas
Circuit Length = 5.513 km
Start: 11:00 Flag 11:15 End: 11:21

Printed - 11:35 Saturday, March 7, 2020

Circuit of the Americas

TC America - TCR TCA TC

RACE 1 - GRID (40 minutes)



ROW 27			53	07 Jose DASILVA
ROW 26	52	33 Matt FORBUSH	51	178 Jonathan NEWCOMBE
ROW 25	50	25 PJ GROENKE	49	59 Juan Diego HERNANDEZ
ROW 24	48	18 Caleb BACON	47	9 Kevin BOEHM
ROW 23	46	60 Tomas MEJIA	45	22 Joey ESSMA
ROW 22	44	57 Tyler GONZALEZ	43	61 Mark POMBO
ROW 21				
ROW 20				
ROW 19				
ROW 18				
ROW 17				
ROW 16	32	27 John RADER	31	8 Ruben IGLESIAS
ROW 15	30	21 Bruce ROBSON	29	93 Karl HERTEL
ROW 14	28	52 Tom CAPIZZI	27	20 Rob SLONAKER
ROW 13	26	11 Phil BLOOM	25	48 Zane HODGEN
ROW 12	24	23 Joseph FEDERL	23	94 Chandler HULL
ROW 11	22	36 James CLAY	21	78 Jeff RICCA
ROW 10	20	26 Toby GRAHOVEC	19	31 Johan SCHWARTZ
ROW 9				
ROW 8				
ROW 7				
ROW 6				
ROW 5				
ROW 4	8	5 Roy BLOCK	7	04 CJ MOSES
ROW 3	6	17 Scott SMITHSON	5	99 Victor GONZALEZ JR
ROW 2	4	71 Michael HURCZYN	3	72 Nate VINCENT
ROW 1	2	74 Tyler MAXSON	1	51 Nikko REGER

Pole

Circuit of the Americas
Circuit Length = 5.513 km

These results are provisional until the conclusion of any judicial and technical matters.

Race Director :	Stewards :	Timekeeper :
-----------------	------------	--------------

Results can be found at www.tsl-timing.com

Printed - 14:20 Saturday, March 7, 2020



Circuit of the Americas

TC America - TCR TCA TC

RACE 1 - CLASSIFICATION - FINAL - AMENDED



POS	NO	CL	PIC DRIVER / TEAM	CAR	LAPS	TIME	GAP	DIFF	KPH	BEST	ON
1	74	TCR	1 Tyler MAXSON (USA) Copeland Motorsports	Hyundai Veloster N TCR	17	41:01.831			136.62	2:18.703	5
2	51	TCR	2 Nikko REGER (USA) Copeland Motorsports	Hyundai Veloster N TCR	17	41:04.577	2.746	2.746	136.47	2:18.830	6
3	72	TCR	3 Nate VINCENT (USA) FCP Euro	Volkswagen Golf GTI	17	41:12.968	11.137	8.391	136.01	2:19.426	6
4	71	TCR	4 Michael HURCZYN (USA) FCP Euro	Volkswagen Golf GTI	17	41:17.355	15.524	4.387	135.77	2:20.157	6
5	17	TCR	5 Scott SMITHSON (USA) DXDT Racing	Honda Civic Type-R	17	41:42.742	40.911	25.387	134.39	2:22.311	11
6	04	TCR	6 CJ MOSES (USA) DXDT Racing	Honda Civic Type-R	17	41:54.489	52.658	11.747	133.76	2:22.557	8
7	36	TC	1 James CLAY (USA) Bimmerworld	BMW M240iR Cup	17	42:41.566	1:39.735	47.077	131.30	2:26.179	7
8	26	TC	2 Toby GRAHOVEC (USA) Classic BMW	BMW M240iR Cup	17	42:42.116	1:40.285	0.550	131.28	2:25.997	9
9	31	TC	3 Johan SCHWARTZ (DNK) Hard Motorsport	BMW M240iR Cup	17	42:42.765	1:40.934	0.649	131.24	2:26.144	6
10	94	TC	4 Chandler HULL (USA) BimmerWorld	BMW M240iR Cup	17	42:44.868	1:43.037	2.103	131.14	2:26.789	13
11	78	TC	5 Jeff RICCA (USA) GenRacer/Ricca Autosport	Hyundai Veloster N TC	17	42:50.726	1:48.895	5.858	130.84	2:26.692	6
12	52	TC	6 Tom CAPIZZI (USA) Auto Technic Racing	BMW M240iR Cup	17	42:51.112	1:49.281	0.386	130.82	2:26.763	11
13	48	TC	7 Zane HODGEN (USA) Lone Star Racing	BMW M235iR Cup	17	42:54.862	1:53.031	3.750	130.63	2:26.879	11
14	20	TC	8 Rob SLONAKER (USA) Auto Technic Racing	BMW M240iR Cup	17	42:55.132	1:53.301	0.270	130.61	2:27.140	11
15	21	TC	9 Bruce ROBSON (USA) Auto Technic Racing	BMW M240iR Cup	17	43:28.690	2:26.859	33.558	128.93	2:29.723	9
16	11	TC	10 Phil BLOOM (USA) Classic BMW	BMW M240iR Cup	16	40:45.908	1 Lap	1 Lap	129.40	2:26.596	10
17	93	TC	11 Karl HERTEL (USA) Team HMA	Honda Civic Type-R	16	41:19.836	1 Lap	33.928	127.63	2:29.464	2
18	27	TC	12 John RADER (USA) Classic BMW	BMW M240iR Cup	16	41:20.255	1 Lap	0.419	127.61	2:30.725	10
19	8	TC	13 Ruben IGLESIAS (PRI) VGMRC Racing	Honda Civic Type-R	16	41:26.227	1 Lap	5.972	127.30	2:30.980	10
20	57 *	TCA	1 Tyler GONZALEZ (USA) Copeland Motorsports	Hyundai Veloster Turbo	16	41:41.312	1 Lap	15.085	126.53	2:32.748	12
21	61	TCA	2 Mark POMBO (USA) MINI JCW Team	MINI Cooper JCW	16	41:52.000	1 Lap	10.688	125.99	2:32.610	5
22	60	TCA	3 Tomas MEJIA (USA) MINI JCW Team	MINI Cooper JCW	16	41:52.546	1 Lap	0.546	125.97	2:33.101	16
23	9	TCA	4 Kevin BOEHM (USA) Boehm Racing	Honda Civic Si	16	41:55.623	1 Lap	3.077	125.81	2:33.398	7
24	59	TCA	5 Juan Diego HERNANDEZ (GTM) VGMRC Racing	Honda Civic Si	16	42:20.471	1 Lap	24.848	124.58	2:33.927	5
25	33 *	TCA	6 Matt FORBUSH (USA) CB Motorsports	Hyundai Veloster Turbo	16	42:47.021	1 Lap	26.550	123.29	2:36.513	6
26	07	TCA	7 Jose DASILVA (PRT) Ives Motorsports	Mazda Global MX5 Cup ND.2	16	42:47.948	1 Lap	0.927	123.25	2:36.316	2
27	178	TCA	8 Jonathan NEWCOMBE (USA) VGMRC Racing	Honda Civic Si	15	43:22.034	2 Laps	1 Lap	114.01	2:37.274	6
28	99	TCR	7 Victor GONZALEZ JR (PRI) VGMRC Racing	Honda Civic Type-R	14	41:15.294	3 Laps	1 Lap	111.83	2:21.701	9
NOT CLASSIFIED											
NC	23	TC	Joseph FEDERL (USA) TechSport Racing	Nissan 370z	9	23:40.806	8 Laps	5 Laps	124.98	2:26.280	6
NC	25	TCA	PJ GROENKE (CAN) TechSport Racing	Subaru BRZ tS	1	3:15.881	16 Laps	8 Laps	96.02		
NC	24	TCA	Damon SURZYSHYN (CAN) TechSport Racing	Subaru BRZ tS	1	3:21.518	16 Laps	5.637	93.33		
NC	22	TCA	Joey ESSMA (USA) TechSport Racing	Subaru BRZ tS	1	3:36.249	16 Laps	14.731	86.98		
NC	5	TCR	Roy BLOCK (ARG) KMW Motorsports w/ TMR Engineering	Alfa Romeo Giulietta	0						

Circuit of the Americas

Circuit Length = 5.513 km

Start: 15:27 Flag 16:08 End: 16:14

Weather / Track : Cloudy / Dry

Race Director :	Stewards :	Timekeeper :
-----------------	------------	--------------

Results can be found at www.tsl-timing.com

Page 1 of 2

Printed - 10:20 Friday, Friday, May 8, 2020



Circuit of the Americas

TC America - TCR TCA TC

RACE 1 - CLASSIFICATION - FINAL - AMENDED



NC	18 *	TCA	Caleb BACON (USA) CB Motorsports	Hyundai Veloster Turbo	16	41:46.294	126.28	2:32.553	7
FASTEST LAP									
74	TCR		Tyler MAXSON (USA) Copeland Motorsports	Hyundai Veloster N TCR	5	2:18.703	88.91 mph	143.08 kph	
26	TC		Toby GRAHOVEC (USA) Classic BMW	BMW M240iR Cup	9	2:25.997	84.46 mph	135.93 kph	
18	TCA		Caleb BACON (USA) CB Motorsports	Hyundai Veloster Turbo	7	2:32.553	80.83 mph	130.09 kph	

Car 18 (TCA) - 8 place position penalty - Violaton of SR 26.2 & TR 4.5

Cars 18 - moved to last position in class - Non compliance. SR 26, SR 27, TR 4.5

Cars 57 & 33 - Stewards' Decision #TC-15 overturned on appeal. Position penalties rescinded.

Weather / Track : Cloudy / Dry

Circuit of the Americas

Circuit Length = 5.513 km

Start: 15:27 Flag 16:08 End: 16:14

Race Director :	Stewards :	Timekeeper :
-----------------	------------	--------------



Circuit of the Americas

TCR America - TCR

RACE 1 - CLASSIFICATION - FINAL



POS	NO	CL	PIC	DRIVER / TEAM	CAR	LAPS	TIME	GAP	DIFF	KPH	BEST	ON
1	74	TCR	1	Tyler MAXSON (USA) Copeland Motorsports	Hyundai Veloster N TCR	17	41:01.831			136.62	2:18.703	5
2	51	TCR	2	Nikko REGER (USA) Copeland Motorsports	Hyundai Veloster N TCR	17	41:04.577	2.746	2.746	136.47	2:18.830	6
3	72	TCR	3	Nate VINCENT (USA) FCP Euro	Volkswagen Golf GTI	17	41:12.968	11.137	8.391	136.01	2:19.426	6
4	71	TCR	4	Michael HURCZYN (USA) FCP Euro	Volkswagen Golf GTI	17	41:17.355	15.524	4.387	135.77	2:20.157	6
5	17	TCR	5	Scott SMITHSON (USA) DXDT Racing	Honda Civic Type-R	17	41:42.742	40.911	25.387	134.39	2:22.311	11
6	04	TCR	6	CJ MOSES (USA) DXDT Racing	Honda Civic Type-R	17	41:54.489	52.658	11.747	133.76	2:22.557	8
7	99	TCR	7	Victor GONZALEZ JR (PRI) VGMC Racing	Honda Civic Type-R	14	41:15.294	3 Laps	3 Laps	111.83	2:21.701	9

NOT CLASSIFIED

NC	5	TCR		Roy BLOCK (ARG) KMW Motorsports w/ TMR Engineering	Alfa Romeo Giulietta	0						
----	---	-----	--	-------------------------------------------------------	----------------------	---	--	--	--	--	--	--

FASTEST LAP

74	TCR			Tyler MAXSON (USA) Copeland Motorsports	Hyundai Veloster N TCR	5	2:18.703			88.91 mph	143.08 kph	
----	-----	--	--	--------------------------------------------	------------------------	---	----------	--	--	-----------	------------	--

Car 18 (TCA) - 8 place position penalty - Violaton of SR 26.2 & TR 4.5

Weather / Track : Cloudy / Dry

Circuit of the Americas
Circuit Length = 5.513 km
Start: 15:27 Flag 16:08 End: 16:14

Race Director :	Stewards :	Timekeeper :
-----------------	------------	--------------

Results can be found at www.tsl-timing.com

Printed - 07:32 Sunday, March 8, 2020



Circuit of the Americas

TC America - TCA

RACE 1 - CLASSIFICATION - FINAL - AMENDED



POS	NO	CL	PIC	DRIVER / TEAM	CAR	LAPS	TIME	GAP	DIFF	KPH	BEST	ON
1	57 *	TCA	1	Tyler GONZALEZ (USA) Copeland Motorsports	Hyundai Veloster Turbo	16	41:41.312			126.53	2:32.748	12
2	61	TCA	2	Mark POMBO (USA) MINI JCW Team	MINI Cooper JCW	16	41:52.000	10.688	10.688	125.99	2:32.610	5
3	60	TCA	3	Tomas MEJIA (USA) MINI JCW Team	MINI Cooper JCW	16	41:52.546	11.234	0.546	125.97	2:33.101	16
4	9	TCA	4	Kevin BOEHM (USA) Boehm Racing	Honda Civic Si	16	41:55.623	14.311	3.077	125.81	2:33.398	7
5	59	TCA	5	Juan Diego HERNANDEZ (GTM) VGM Racing	Honda Civic Si	16	42:20.471	39.159	24.848	124.58	2:33.927	5
6	33 *	TCA	6	Matt FORBUSH (USA) CB Motorsports	Hyundai Veloster Turbo	16	42:47.021	1:05.709	26.550	123.29	2:36.513	6
7	07	TCA	7	Jose DASILVA (PRT) Ives Motorsports	Mazda Global MX5 Cup ND.2	16	42:47.948	1:06.636	0.927	123.25	2:36.316	2
8	178	TCA	8	Jonathan NEWCOMBE (USA) VGM Racing	Honda Civic Si	15	43:22.034	1 Lap	1 Lap	114.01	2:37.274	6
NOT CLASSIFIED												
NC	25	TCA		PJ GROENKE (CAN) TechSport Racing	Subaru BRZ tS	1	3:15.881	15 Laps	14 Laps	96.02		
NC	24	TCA		Damon SURZYSHYN (CAN) TechSport Racing	Subaru BRZ tS	1	3:21.518	15 Laps	5.637	93.33		
NC	22	TCA		Joey ESSMA (USA) TechSport Racing	Subaru BRZ tS	1	3:36.249	15 Laps	14.731	86.98		
NC	18 *	TCA		Caleb BACON (USA) CB Motorsports	Hyundai Veloster Turbo	16	41:46.294			126.28	2:32.553	7
FASTEST LAP												
	18	TCA		Caleb BACON (USA) CB Motorsports	Hyundai Veloster Turbo	7	2:32.553			80.83 mph	130.09 kph	

Car 18 (TCA) - 8 place position penalty - Violaton of SR 26.2 & TR 4.5

Cars 18 - moved to last position in class - Non compliance. SR 26, SR 27, TR 4.5

Cars 57 & 33 - Stewards' Decision #TC-15 overturned on appeal. Position penalties rescinded.

Weather / Track : Cloudy / Dry

Circuit of the Americas

Circuit Length = 5.513 km

Start: 15:27 Flag 16:08 End: 16:14

Race Director :	Stewards :	Timekeeper :
-----------------	------------	--------------

Results can be found at www.tsl-timing.com

Printed - 10:23 Friday, Friday, May 8, 2020



Circuit of the Americas

TC America - TC

RACE 1 - CLASSIFICATION - FINAL



POS	NO	CL	PIC	DRIVER / TEAM	CAR	LAPS	TIME	GAP	DIFF	KPH	BEST	ON
1	36	TC	1	James CLAY (USA) Bimmerworld	BMW M240iR Cup	17	42:41.566			131.30	2:26.179	7
2	26	TC	2	Toby GRAHOVEC (USA) Classic BMW	BMW M240iR Cup	17	42:42.116	0.550	0.550	131.28	2:25.997	9
3	31	TC	3	Johan SCHWARTZ (DNK) Hard Motorsport	BMW M240iR Cup	17	42:42.765	1.199	0.649	131.24	2:26.144	6
4	94	TC	4	Chandler HULL (USA) BimmerWorld	BMW M240iR Cup	17	42:44.868	3.302	2.103	131.14	2:26.789	13
5	78	TC	5	Jeff RICCA (USA) GenRacer/Ricca Autosport	Hyundai Veloster N TC	17	42:50.726	9.160	5.858	130.84	2:26.692	6
6	52	TC	6	Tom CAPIZZI (USA) Auto Technic Racing	BMW M240iR Cup	17	42:51.112	9.546	0.386	130.82	2:26.763	11
7	48	TC	7	Zane HODGEN (USA) Lone Star Racing	BMW M235iR Cup	17	42:54.862	13.296	3.750	130.63	2:26.879	11
8	20	TC	8	Rob SLONAKER (USA) Auto Technic Racing	BMW M240iR Cup	17	42:55.132	13.566	0.270	130.61	2:27.140	11
9	21	TC	9	Bruce ROBSON (USA) Auto Technic Racing	BMW M240iR Cup	17	43:28.690	47.124	33.558	128.93	2:29.723	9
10	11	TC	10	Phil BLOOM (USA) Classic BMW	BMW M240iR Cup	16	40:45.908	1 Lap	1 Lap	129.40	2:26.596	10
11	93	TC	11	Karl HERTEL (USA) Team HMA	Honda Civic Type-R	16	41:19.836	1 Lap	33.928	127.63	2:29.464	2
12	27	TC	12	John RADER (USA) Classic BMW	BMW M240iR Cup	16	41:20.255	1 Lap	0.419	127.61	2:30.725	10
13	8	TC	13	Ruben IGLESIAS (PRI) VGMC Racing	Honda Civic Type-R	16	41:26.227	1 Lap	5.972	127.30	2:30.980	10
NOT CLASSIFIED												
NC	23	TC		Joseph FEDERL (USA) TechSport Racing	Nissan 370z	9	23:40.806	8 Laps	7 Laps	124.98	2:26.280	6
FASTEST LAP												
	26	TC		Toby GRAHOVEC (USA) Classic BMW	BMW M240iR Cup	9	2:25.997			84.46 mph	135.93 kph	

Car 18 (TCA) - 8 place position penalty - Violaton of SR 26.2 & TR 4.5

Weather / Track : Cloudy / Dry

Circuit of the Americas
Circuit Length = 5.513 km
Start: 15:27 Flag 16:08 End: 16:14

Race Director :	Stewards :	Timekeeper :
-----------------	------------	--------------

Results can be found at www.tsl-timing.com

Printed - 07:30 Sunday, March 8, 2020



Circuit of the Americas

TC America - TCR TCA TC

RACE 1 - LAP CHART

LAP 1 @ 15:30:00.297			LAP 2 @ 15:32:19.279			LAP 3 @ 15:34:40.459			LAP 4 @ 15:38:24.845			LAP 5 @ 15:40:43.548		
NO	BEHIND	LAP TIME	NO	BEHIND	LAP TIME	NO	BEHIND	LAP TIME	NO	BEHIND	LAP TIME	NO	BEHIND	LAP TIME
74		2:15.927	74		2:18.982	74		2:21.180	74		3:44.386	74		2:18.703
51	1.145	2:17.072	51	1.006	2:18.843	51	0.420	2:20.594	51	0.214	3:44.180	51	0.595	2:19.084
72	2.256	2:18.183	72	3.047	2:19.773	72	2.771	2:20.904	72	0.618	3:42.233	72	1.747	2:19.832
71	3.216	2:19.143	71	4.704	2:20.470	71	5.388	2:21.864	71	1.063	3:40.061	71	2.957	2:20.597
17	10.209	2:26.136	17	15.121	2:23.894	17	16.991	2:23.050	17	2.191	3:29.586	17	6.889	2:23.401
04	10.906	2:26.833	04	16.031	2:24.107	99	1 Lap	4:11.358 P	04	2.794	3:27.942	04	8.366	2:24.275
31	44.038	2:59.965	31	51.532	2:26.476	04	19.238	2:24.387	31	5.277	2:39.394	31	14.890	2:28.316
78	45.393	3:01.320	36	54.233	2:27.530	31	1:10.269	2:39.917	36	5.692	2:39.101	36	15.213	2:28.224
36	45.685	3:01.612	26	54.455	2:27.590	36	1:10.977	2:37.924	26	6.067	2:38.860	23	15.816	2:28.091
26	45.847	3:01.774	23	55.053	2:27.342	26	1:11.593	2:38.318	23	6.428	2:38.729	26	16.299	2:28.935
23	46.693	3:02.620	11	56.185	2:28.232	23	1:12.085	2:38.212	11	6.854	2:38.661	11	16.862	2:28.711
11	46.935	3:02.862	78	56.818	2:30.407	11	1:12.579	2:37.574	78	7.328	2:38.520	78	17.047	2:28.422
94	47.279	3:03.206	94	57.137	2:28.840	78	1:13.194	2:37.556	94	7.851	2:38.572	94	17.244	2:28.096
99	47.569	3:03.496 P	20	57.944	2:28.176	94	1:13.665	2:37.708	20	8.444	2:38.193	52	17.645	2:27.614
20	48.750	3:04.677	52	58.457	2:28.384	20	1:14.637	2:37.873	52	8.734	2:37.813	20	18.360	2:28.619
52	49.055	3:04.982	48	59.745	2:28.097	52	1:15.307	2:38.030	48	9.288	2:37.734	48	19.142	2:28.557
48	50.630	3:06.557	93	1:01.813	2:29.464	48	1:15.940	2:37.375	93	10.730	2:38.327	21	23.694	2:30.793
93	51.331	3:07.258	21	1:03.581	2:29.948	93	1:16.789	2:36.156	21	11.604	2:38.242	93	24.482	2:32.455
21	52.615	3:08.542	8	1:06.025	2:31.140	21	1:17.748	2:35.347	8	13.692	2:39.737	8	26.235	2:31.246
8	53.867	3:09.794	57	1:11.865	2:34.515	8	1:18.341	2:33.496	27	15.917	2:35.172	27	30.138	2:32.924
57	56.332	3:12.259	27	1:12.232	2:33.692	27	1:25.131	2:34.079	57	17.754	2:35.080	99	2 Laps	6:14.770
60	56.660	3:12.587	60	1:12.934	2:35.256	57	1:27.060	2:36.375	60	21.322	2:38.099	57	33.980	2:34.929
27	57.522	3:13.449	18	1:13.697	2:33.561	60	1:27.609	2:35.855	18	22.883	2:38.544	60	37.547	2:34.928
61	58.759	3:14.686	61	1:14.284	2:34.507	18	1:28.725	2:36.208	61	29.050	2:41.451	18	37.914	2:33.734
18	59.118	3:15.045	9	1:15.526	2:33.933	61	1:31.985	2:38.881	9	29.287	2:40.825	61	42.957	2:32.610
25	59.954	3:15.881	59	1:18.487	2:36.326	9	1:32.848	2:38.502	59	30.751	2:40.918	9	44.433	2:33.849
9	1:00.575	3:16.502	33	1:21.029	2:37.058	59	1:34.219	2:36.912	33	36.510	2:39.815	59	45.975	2:33.927
59	1:01.143	3:17.070	07	1:21.367	2:36.316	33	1:41.081	2:41.232	07	37.136	2:40.034	07	54.871	2:36.438
33	1:02.953	3:18.880	178	1:26.095	2:39.537	07	1:41.488	2:41.301	178	38.118	2:38.855	33	55.378	2:37.571
07	1:04.033	3:19.960				178	1:43.649	2:38.734				178	56.727	2:37.312
178	1:05.540	3:21.467												
24	1:05.591	3:21.518												
22	1:20.322	3:36.249 P												

Weather / Track : Cloudy / Dry

Circuit of the Americas
 Circuit Length = 5.513 km
 Start: 15:27 Flag 16:08 End: 16:14

Circuit of the Americas

TC America - TCR TCA TC

RACE 1 - LAP CHART

LAP 6 @ 15:43:02.409			LAP 7 @ 15:45:21.473			LAP 8 @ 15:47:41.271			LAP 9 @ 15:50:01.242			LAP 10 @ 15:52:20.706		
NO	BEHIND	LAP TIME	NO	BEHIND	LAP TIME	NO	BEHIND	LAP TIME	NO	BEHIND	LAP TIME	NO	BEHIND	LAP TIME
74		2:18.861	74		2:19.064	74		2:19.798	74		2:19.971	74		2:19.464
51	0.564	2:18.830	51	0.748	2:19.248	51	0.954	2:20.004	51	1.221	2:20.238	51	1.567	2:19.810
72	2.312	2:19.426	72	3.558	2:20.310	72	4.496	2:20.736	72	6.051	2:21.526	72	7.358	2:20.771
71	4.253	2:20.157	71	5.469	2:20.280	71	7.426	2:21.755	71	8.497	2:21.042	71	9.971	2:20.938
17	10.877	2:22.849	17	14.585	2:22.772	17	17.655	2:22.868	17	20.163	2:22.479	17	23.297	2:22.598
04	12.546	2:23.041	04	16.146	2:22.664	04	18.905	2:22.557	04	22.221	2:23.287	04	25.999	2:23.242
31	22.173	2:26.144	31	29.449	2:26.340	178	1 Lap	3:56.347 P	31	42.569	2:26.261	99	2 Laps	2:23.432
36	22.717	2:26.365	36	29.832	2:26.179	31	36.279	2:26.628	36	43.005	2:26.336	31	50.736	2:27.631
23	23.235	2:26.280	26	30.784	2:26.350	36	36.640	2:26.606	26	43.228	2:25.997	36	50.959	2:27.418
26	23.498	2:26.060	23	31.150	2:26.979	26	37.202	2:26.216	99	2 Laps	2:22.175	26	51.291	2:27.527
78	24.878	2:26.692	78	33.753	2:27.939	23	39.831	2:28.479	78	48.414	2:27.147	78	56.926	2:27.976
94	26.926	2:28.543	94	35.009	2:27.147	78	41.238	2:27.283	94	50.736	2:27.716	94	58.180	2:26.908
52	28.368	2:29.584	52	36.216	2:26.912	99	2 Laps	2:23.398	52	51.523	2:27.465	52	58.890	2:26.831
11	28.414	2:30.413	11	36.917	2:27.567	94	42.991	2:27.780	11	52.271	2:27.203	11	59.403	2:26.596
20	29.241	2:29.742	99	2 Laps	2:22.513	52	44.029	2:27.611	20	53.430	2:27.632	20	1:01.138	2:27.172
48	29.553	2:29.272	20	38.371	2:28.194	11	45.039	2:27.920	48	53.789	2:27.170	48	1:01.829	2:27.504
99	2 Laps	2:22.856	48	38.969	2:28.480	20	45.769	2:27.196	21	1:06.910	2:29.723	21	1:17.245	2:29.799
21	35.345	2:30.512	21	46.041	2:29.760	48	46.590	2:27.419	93	1:14.860	2:33.115	93	1:26.703	2:31.307
93	37.342	2:31.721	93	49.313	2:31.035	21	57.158	2:30.915	8	1:18.842	2:32.189	8	1:30.358	2:30.980
8	40.764	2:33.390	8	54.663	2:32.963	93	1:01.716	2:32.201	27	1:19.649	2:31.592	27	1:30.910	2:30.725
27	43.375	2:32.098	27	56.611	2:32.300	8	1:06.624	2:31.759	23	1:23.934	3:04.074 P	57	1:43.962	2:33.205
57	50.047	2:34.928	57	1:03.858	2:32.875	27	1:08.028	2:31.215	57	1:30.221	2:33.254	18	1:45.961	2:33.814
18	52.355	2:33.302	18	1:05.844	2:32.553	57	1:16.938	2:32.878	18	1:31.611	2:32.843	60	1:48.308	2:33.576
60	52.623	2:33.937	60	1:06.944	2:33.385	18	1:18.739	2:32.693	60	1:34.196	2:33.707	61	1:51.112	2:33.448
61	56.897	2:32.801	61	1:11.200	2:33.367	60	1:20.460	2:33.314	61	1:37.128	2:33.085	9	1:55.242	2:33.545
9	59.228	2:33.656	9	1:13.562	2:33.398	61	1:24.014	2:32.612	9	1:41.161	2:33.738	59	2:05.540	2:35.677
59	1:02.261	2:35.147	59	1:18.706	2:35.509	9	1:27.394	2:33.630	59	1:49.327	2:34.965			
33	1:13.030	2:36.513	33	1:30.689	2:36.723	59	1:34.333	2:35.425	33	2:05.157	2:37.389			
07	1:13.510	2:37.500	07	1:31.126	2:36.680	33	1:47.739	2:36.848	07	2:05.627	2:37.495			
178	1:15.140	2:37.274				07	1:48.103	2:36.775	178	1 Lap	4:06.444			

Weather / Track : Cloudy / Dry

Circuit of the Americas
 Circuit Length = 5.513 km
 Start: 15:27 Flag 16:08 End: 16:14

Circuit of the Americas

TC America - TCR TCA TC

RACE 1 - LAP CHART

LAP 11 @ 15:54:40.812			LAP 12 @ 15:57:01.153			LAP 13 @ 15:59:21.665			LAP 14 @ 16:01:43.708			LAP 15 @ 16:04:04.038		
NO	BEHIND	LAP TIME	NO	BEHIND	LAP TIME	NO	BEHIND	LAP TIME	NO	BEHIND	LAP TIME	NO	BEHIND	LAP TIME
74		2:20.106	74		2:20.341	74		2:20.512	74		2:22.043	74		2:20.330
51	2.461	2:21.000	59	1 Lap	2:36.523	9	1 Lap	2:34.267	57	1 Lap	2:33.034	51	2.890	2:20.518
33	1 Lap	2:38.350	51	2.239	2:20.119	51	2.620	2:20.893	51	2.702	2:22.125	72	9.459	2:20.419
07	1 Lap	2:41.063	72	9.167	2:21.046	72	9.944	2:21.289	18	1 Lap	2:34.468	71	14.114	2:22.204
72	8.462	2:21.210	71	12.008	2:21.461	71	12.673	2:21.177	72	9.370	2:21.469	57	1 Lap	2:34.508
71	10.888	2:21.023	33	1 Lap	2:38.634	59	1 Lap	2:36.147	61	1 Lap	2:34.565	18	1 Lap	2:34.420
178	2 Laps	2:39.452	07	1 Lap	2:36.594	17	32.094	2:23.686	60	1 Lap	2:36.376	61	1 Lap	2:35.536
17	25.502	2:22.311	17	28.920	2:23.759	04	38.917	2:25.582	71	12.240	2:21.610	60	1 Lap	2:34.981
04	30.141	2:24.248	04	33.847	2:24.047	33	1 Lap	2:38.890	9	1 Lap	2:34.091	9	1 Lap	2:34.111
99	2 Laps	2:21.701	178	2 Laps	2:40.925	07	1 Lap	2:38.926	59	1 Lap	2:36.145	17	34.809	2:22.388
36	58.311	2:27.458	99	2 Laps	2:23.564	99	2 Laps	2:22.527	17	32.751	2:22.700	04	44.446	2:24.574
26	59.002	2:27.817	36	1:05.409	2:27.439	178	2 Laps	2:40.793	04	40.202	2:23.328	59	1 Lap	2:37.238
31	59.239	2:28.609	26	1:06.577	2:27.916	36	1:12.692	2:27.795	99	2 Laps	2:23.571	33	1 Lap	2:36.888
78	1:04.890	2:28.070	31	1:07.340	2:28.442	26	1:13.061	2:26.996	33	1 Lap	2:38.121	07	1 Lap	2:36.843
94	1:04.951	2:26.877	94	1:11.661	2:27.051	31	1:13.629	2:26.801	07	1 Lap	2:37.455	36	1:25.643	2:27.319
52	1:05.547	2:26.763	78	1:12.958	2:28.409	94	1:17.938	2:26.789	178	2 Laps	2:39.277	26	1:26.374	2:27.187
11	1:06.296	2:26.999	52	1:13.263	2:28.057	78	1:20.578	2:28.132	36	1:18.654	2:28.005	31	1:27.035	2:28.030
20	1:08.172	2:27.140	11	1:13.535	2:27.580	11	1:21.244	2:28.221	31	1:19.335	2:27.749	94	1:29.978	2:26.895
48	1:08.602	2:26.879	20	1:15.881	2:28.050	52	1:21.576	2:28.825	26	1:19.517	2:28.499	78	1:34.031	2:27.745
21	1:27.213	2:30.074	48	1:16.515	2:28.254	20	1:24.620	2:29.251	94	1:23.413	2:27.518	11	1:34.848	2:27.895
93	1:39.011	2:32.414	21	1:37.067	2:30.195	48	1:24.807	2:28.804	78	1:26.616	2:28.081	52	1:35.697	2:28.048
27	1:44.373	2:33.569	93	1:50.586	2:31.916	21	1:47.564	2:31.009	11	1:27.283	2:28.082	48	1:38.212	2:28.488
8	1:44.572	2:34.320	8	1:55.529	2:31.298	93	2:01.257	2:31.183	52	1:27.979	2:28.446	20	1:39.100	2:28.372
57	1:57.833	2:33.977	27	1:56.241	2:32.209	27	2:06.528	2:30.799	48	1:30.054	2:27.290	178	2 Laps	2:43.105
18	1:59.178	2:33.323	57	2:10.240	2:32.748	8	2:09.995	2:34.978	20	1:31.058	2:28.481	21	2:07.748	2:31.541
60	2:02.675	2:34.473	18	2:11.882	2:33.045				21	1:56.537	2:31.016			
61	2:04.202	2:33.196	60	2:16.477	2:34.143				93	2:10.958	2:31.744			
9	2:08.891	2:33.755	61	2:17.521	2:33.660				27	2:17.198	2:32.713			
									8	2:19.965	2:32.013			

Weather / Track : Cloudy / Dry

Circuit of the Americas
 Circuit Length = 5.513 km
 Start: 15:27 Flag 16:08 End: 16:14

Circuit of the Americas

TC America - TCR TCA TC

RACE 1 - LAP CHART

LAP 16 @ 16:06:25.272			LAP 17 @ 16:08:46.201		
NO	BEHIND	LAP TIME	NO	BEHIND	LAP TIME
74		2:21.234	74		2:20.929
51	2.849	2:21.193	51	2.746	2:20.826
93	1 Lap	2:36.775	72	11.137	2:22.345
99	3 Laps	3:53.476	99	3 Laps	2:26.457
27	1 Lap	2:32.491	71	15.524	2:22.209
72	9.721	2:21.496	93	1 Lap	2:32.765
8	1 Lap	2:34.799	27	1 Lap	2:31.228
71	14.244	2:21.364	8	1 Lap	2:32.125
57	1 Lap	2:33.211	57	1 Lap	2:33.536
18	1 Lap	2:33.839	17	40.911	2:23.133
61	1 Lap	2:33.376	18	1 Lap	2:34.902
60	1 Lap	2:34.828	61	1 Lap	2:34.219
17	38.707	2:25.132	60	1 Lap	2:33.101
9	1 Lap	2:33.851	04	52.658	2:26.180
04	47.407	2:24.195	9	1 Lap	2:33.970
59	1 Lap	2:36.600	59	1 Lap	2:35.942
33	1 Lap	2:36.639	36	1:39.735	2:28.361
07	1 Lap	2:36.656	26	1:40.285	2:28.655
36	1:32.303	2:27.894	31	1:40.934	2:28.969
26	1:32.559	2:27.419	94	1:43.037	2:27.522
31	1:32.894	2:27.093	33	1 Lap	2:37.470
94	1:36.444	2:27.700	07	1 Lap	2:37.912
78	1:41.396	2:28.599	78	1:48.895	2:28.428
52	1:41.840	2:27.377	52	1:49.281	2:28.370
48	1:45.290	2:28.312	48	1:53.031	2:28.670
20	1:46.545	2:28.679	20	1:53.301	2:27.685
178	2 Laps	2:39.581	178	2 Laps	2:42.931
11	2:05.006	2:51.392	21	2:26.859	2:30.737
21	2:17.051	2:30.537			

Weather / Track : Cloudy / Dry

Circuit of the Americas

TC America - TCR TCA TC

RACE 1 - POSITION CHART

No	Name	Lap Pos																	
			1	2	3	4	5	6	7	8	9	10	11	12	13	14	15	16	17
51	REGGER	1	74	74	74	74	74	74	74	74	74	74	74	74	74	74	74	74	
74	MAXSON	2	51	51	51	51	51	51	51	51	51	51	51	51	51	51	51	51	
72	VINCENT	3	72	72	72	72	72	72	72	72	72	72	72	72	72	72	72	72	
71	HURCZYN	4	71	71	71	71	71	71	71	71	71	71	71	71	71	71	71	71	
99	GONZALEZ JR	5	17	17	17	17	17	17	17	17	17	17	17	17	17	17	17	17	
17	SMTHSON	6	04	04	04	04	04	04	04	04	04	04	04	04	04	04	04	04	
04	MOSES	7	31	31	31	31	31	31	31	31	31	36	36	36	36	36	36	36	
5	BLOCK	8	78	36	36	36	36	36	36	36	36	26	26	26	31	26	26	26	
31	SCHWARTZ	9	36	26	26	23	23	26	26	26	26	31	31	31	26	31	31	31	
26	GRAHOVEC	10	26	23	23	26	26	23	23	78	78	78	94	94	94	94	94	94	
78	RICCA	11	23	11	11	11	11	78	78	78	94	94	94	78	78	78	78	78	
36	CLAY	12	11	78	78	78	94	94	94	52	52	52	52	11	11	11	52	52	
94	HULL	13	94	94	94	94	52	52	52	11	11	11	11	52	52	52	48	48	
23	FEDERL	14	99	20	20	20	52	11	11	11	20	20	20	20	48	48	20	20	
48	HODGEN	15	20	52	52	52	20	20	20	20	48	48	48	48	20	20	11	21	
11	BLOOM	16	52	48	48	48	48	48	48	21	21	21	21	21	21	21	21	21	
20	SLONAKER	17	48	93	93	93	21	21	21	21	93	93	93	93	93	93	93	93	
52	CAPIZZI	18	93	21	21	21	93	93	93	93	8	8	27	8	27	27	27	27	
93	HERTEL	19	21	8	8	8	8	8	8	8	27	27	8	27	8	8	8	8	
21	ROBSON	20	8	57	27	27	27	27	27	27	23	57	57	57	57	57	57	57	
8	IGLESIAS	21	57	27	57	57	57	57	57	57	57	18	18	18	18	18	18	18	
27	RADER	22	60	60	60	60	60	18	18	18	18	60	60	60	61	61	61	61	
61	POIMBO	23	27	18	18	18	18	60	60	60	60	61	61	61	60	60	60	60	
57	GONZALEZ	24	61	61	61	61	61	61	61	61	9	9	9	9	9	9	9	9	
22	ESSMA	25	18	9	9	9	9	9	9	9	9	59	59	59	59	59	59	59	
60	MEJIA	26	25	59	59	59	59	59	59	59	59	33	33	33	33	33	33	33	
9	BOEHM	27	9	33	33	33	07	33	33	33	33	07	07	07	07	07	07	07	
18	BACON	28	59	07	07	07	33	07	07	07	07	178	99	99	178	178	178	178	
59	HERNANDEZ	29	33	178	178	178	178	178	178	178	178	99	178	178	99	99	99	99	
25	GROENKE	30	07	99	99	99	99	99	99	99	99	99	99	99	99	99	99	99	
178	NEWCOMBE	31	178																
33	FORBUSH	32	24																
07	DASILVA	33	22																
24	SURZYSHYN	34																	

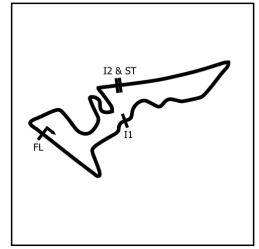
Weather / Track : Cloudy / Dry

Circuit of the Americas
 Circuit Length = 5.513 km
 Start: 15:27 Flag 16:08 End: 16:14

Circuit of the Americas

TC America - TCR TCA TC

RACE 1 - SECTOR ANALYSIS



SECTOR 1 = FL to I1, SECTOR 2 = I1 to I2, SECTOR 3 = I2 to FL, DIFF = Difference To Personal Best Lap, P = Crossed Finish Line in Pit Lane, D = Time Disallowed

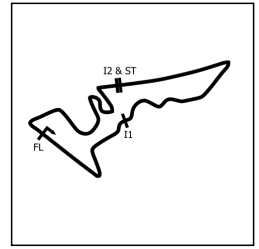
P1		74 TCR		Tyler MAXSON		Hyundai Veloster N TCR - Copeland Motorsports		
IDEAL LAP TIME : 2:18.321		BEST LAP TIME : 2:18.703		DIFFERENCE : 0.382				
LAP	SECTOR 1	SECTOR 2	SECTOR 3	LAP TIME	KPH	DIFF	TIME OF DAY	
1 -		231.7	56.183	2:15.927	146.01		15:30:00.297	
2 -	30.201	52.775	232.2	56.006	2:18.982 (3)	142.80	0.279	15:32:19.279
3 -	29.924	54.611	230.2	56.645	2:21.180	140.57	2.477	15:34:40.459
4 -	44.095	1:35.995	87.1	1:24.296	3:44.386	88.44	1:25.683	15:38:24.845
5 -	30.034	52.605	232.2	56.064	2:18.703 (1)	143.08		15:40:43.548
6 -	29.710	52.804	233.2	56.347	2:18.861 (2)	142.92	0.158	15:43:02.409
7 -	29.741	52.926	232.2	56.397	2:19.064	142.71	0.361	15:45:21.473
8 -	29.821	52.942	233.2	57.035	2:19.798	141.96	1.095	15:47:41.271
9 -	29.917	53.301	230.7	56.753	2:19.971	141.79	1.268	15:50:01.242
10 -	29.783	53.066	232.2	56.615	2:19.464	142.30	0.761	15:52:20.706
11 -	29.848	53.422	233.2	56.836	2:20.106	141.65	1.403	15:54:40.812
12 -	29.803	53.382	231.7	57.156	2:20.341	141.41	1.638	15:57:01.153
13 -	29.891	53.357	230.7	57.264	2:20.512	141.24	1.809	15:59:21.665
14 -	30.294	54.139	229.2	57.610	2:22.043	139.72	3.340	16:01:43.708
15 -	29.917	53.445	232.2	56.968	2:20.330	141.42	1.627	16:04:04.038
16 -	30.120	53.928	228.8	57.186	2:21.234	140.52	2.531	16:06:25.272
17 -	29.776	53.774	228.3	57.379	2:20.929	140.82	2.226	16:08:46.201

P2		51 TCR		Nikko REGER		Hyundai Veloster N TCR - Copeland Motorsports		
IDEAL LAP TIME : 2:18.278		BEST LAP TIME : 2:18.830		DIFFERENCE : 0.552				
LAP	SECTOR 1	SECTOR 2	SECTOR 3	LAP TIME	KPH	DIFF	TIME OF DAY	
1 -		231.2	56.372	2:17.072	144.79		15:30:01.442	
2 -	30.131	52.672	233.7	56.040	2:18.843 (2)	142.94	0.013	15:32:20.285
3 -	29.846	53.849	224.0	56.899	2:20.594	141.16	1.764	15:34:40.879
4 -	44.238	1:36.181	85.2	1:23.761	3:44.180	88.53	1:25.350	15:38:25.059
5 -	30.185	52.730	234.2	56.169	2:19.084 (3)	142.69	0.254	15:40:44.143
6 -	29.970	52.474	235.8	56.386	2:18.830 (1)	142.95		15:43:02.973
7 -	29.788	52.862	231.2	56.598	2:19.248	142.52	0.418	15:45:22.221
8 -	29.965	53.193	233.7	56.846	2:20.004	141.75	1.174	15:47:42.225
9 -	29.935	53.566	234.7	56.737	2:20.238	141.52	1.408	15:50:02.463
10 -	29.863	53.192	234.7	56.755	2:19.810	141.95	0.980	15:52:22.273
11 -	30.083	53.575	236.8	57.342	2:21.000	140.75	2.170	15:54:43.273
12 -	29.764	53.497	233.7	56.858	2:20.119	141.64	1.289	15:57:03.392
13 -	29.975	53.789	234.7	57.129	2:20.893	140.86	2.063	15:59:24.285
14 -	30.089	54.307	233.2	57.729	2:22.125	139.64	3.295	16:01:46.410
15 -	30.044	53.319	232.2	57.155	2:20.518	141.24	1.688	16:04:06.928
16 -	30.009	53.967	229.7	57.217	2:21.193	140.56	2.363	16:06:28.121
17 -	29.999	53.671	233.7	57.156	2:20.826	140.93	1.996	16:08:48.947

Circuit of the Americas

TC America - TCR TCA TC

RACE 1 - SECTOR ANALYSIS



SECTOR 1 = FL to I1, SECTOR 2 = I1 to I2, SECTOR 3 = I2 to FL, DIFF = Difference To Personal Best Lap, P = Crossed Finish Line in Pit Lane, D = Time Disallowed

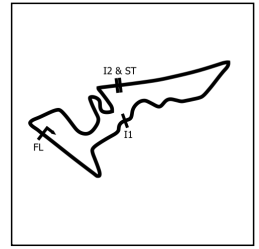
P3		72 TCR		Nate VINCENT		Volkswagen GolfGTI - FCP Euro		
IDEAL LAP TIME : 2:19.171		BEST LAP TIME : 2:19.426		DIFFERENCE : 0.255				
LAP	SECTOR 1	SECTOR 2	SECTOR 3	LAP TIME	KPH	DIFF	TIME OF DAY	
1 -		234.2	56.576	2:18.183	143.62		15:30:02.553	
2 -	30.124	53.219	233.7	56.430	2:19.773 (2)	141.99	0.347	15:32:22.326
3 -	30.188	54.121	232.2	56.595	2:20.904	140.85	1.478	15:34:43.230
4 -	42.807	1:35.981	85.9	1:23.445	3:42.233	89.30	1:22.807	15:38:25.463
5 -	30.220	53.133	235.8	56.479	2:19.832 (3)	141.93	0.406	15:40:45.295
6 -	29.782	52.959	235.8	56.685	2:19.426 (1)	142.34		15:43:04.721
7 -	29.950	53.400	234.2	56.960	2:20.310	141.44	0.884	15:45:25.031
8 -	29.928	53.607	232.2	57.201	2:20.736	141.02	1.310	15:47:45.767
9 -	30.279	54.214	230.7	57.033	2:21.526	140.23	2.100	15:50:07.293
10 -	30.044	53.625	225.9	57.102	2:20.771	140.98	1.345	15:52:28.064
11 -	30.284	53.906	230.7	57.020	2:21.210	140.54	1.784	15:54:49.274
12 -	30.093	54.133	231.2	56.820	2:21.046	140.71	1.620	15:57:10.320
13 -	30.327	54.009	233.7	56.953	2:21.289	140.46	1.863	15:59:31.609
14 -	30.323	53.536	232.7	57.610	2:21.469	140.29	2.043	16:01:53.078
15 -	30.029	53.424	233.2	56.966	2:20.419	141.33	0.993	16:04:13.497
16 -	30.302	53.849	233.2	57.345	2:21.496	140.26	2.070	16:06:34.993
17 -	30.701	54.229	233.7	57.415	2:22.345	139.42	2.919	16:08:57.338

P4		71 TCR		Michael HURCZYN		Volkswagen GolfGTI - FCP Euro		
IDEAL LAP TIME : 2:19.818		BEST LAP TIME : 2:20.157		DIFFERENCE : 0.339				
LAP	SECTOR 1	SECTOR 2	SECTOR 3	LAP TIME	KPH	DIFF	TIME OF DAY	
1 -		234.2	56.702	2:19.143	142.63		15:30:03.513	
2 -	30.307	53.348	233.7	56.815	2:20.470 (3)	141.28	0.313	15:32:23.983
3 -	30.053	53.933	233.2	57.878	2:21.864	139.90	1.707	15:34:45.847
4 -	41.076	1:36.083	82.6	1:22.902	3:40.061	90.18	1:19.904	15:38:25.908
5 -	30.226	53.502	235.8	56.869	2:20.597	141.16	0.440	15:40:46.505
6 -	29.977	53.448	234.2	56.732	2:20.157 (1)	141.60		15:43:06.662
7 -	30.145	53.396	233.7	56.739	2:20.280 (2)	141.47	0.123	15:45:26.942
8 -	30.212	54.327	232.7	57.216	2:21.755	140.00	1.598	15:47:48.697
9 -	30.183	53.555	233.2	57.304	2:21.042	140.71	0.885	15:50:09.739
10 -	29.898	53.934	233.7	57.106	2:20.938	140.81	0.781	15:52:30.677
11 -	29.768	53.971	234.2	57.284	2:21.023	140.73	0.866	15:54:51.700
12 -	29.893	54.320	233.7	57.248	2:21.461	140.29	1.304	15:57:13.161
13 -	29.955	53.728	237.3	57.494	2:21.177	140.58	1.020	15:59:34.338
14 -	29.900	54.025	235.2	57.685	2:21.610	140.15	1.453	16:01:55.948
15 -	30.278	53.946	234.2	57.980	2:22.204	139.56	2.047	16:04:18.152
16 -	30.030	53.960	232.7	57.374	2:21.364	140.39	1.207	16:06:39.516
17 -	29.957	54.023	232.7	58.229	2:22.209	139.56	2.052	16:09:01.725

Circuit of the Americas

TC America - TCR TCA TC

RACE 1 - SECTOR ANALYSIS



SECTOR 1 = FL to I1, SECTOR 2 = I1 to I2, SECTOR 3 = I2 to FL, DIFF = Difference To Personal Best Lap, P = Crossed Finish Line in Pit Lane, D = Time Disallowed

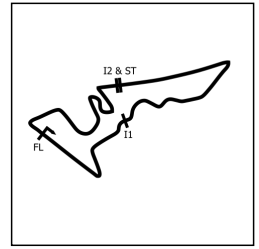
P5 17 TCR		Scott SMITHSON		Honda Civic Type-R - DXDT Racing			
IDEAL LAP TIME : 2:21.744		BEST LAP TIME : 2:22.311		DIFFERENCE : 0.567			
LAP	SECTOR 1	SECTOR 2	SECTOR 3	LAP TIME	KPH	DIFF	TIME OF DAY
1 -		223.1	58.981	2:26.136	135.81	3.825	15:30:10.506
2 -	31.287	54.552	225.4	58.055	2:23.894	1.583	15:32:34.400
3 -	30.968	54.060	227.3	58.022	2:23.050	0.739	15:34:57.450
4 -	40.504	1:27.372	84.7	1:21.710	3:29.586	1:07.275	15:38:27.036
5 -	31.339	54.665	228.8	57.397	2:23.401	138.40	15:40:50.437
6 -	30.695	54.579	221.3	57.575	2:22.849	138.93	15:43:13.286
7 -	31.118	54.258	225.4	57.396	2:22.772	139.01	15:45:36.058
8 -	31.097	54.144	226.8	57.627	2:22.868	138.91	15:47:58.926
9 -	30.975	54.088	227.3	57.416	2:22.479 (3)	139.29	15:50:21.405
10 -	31.095	54.266	224.0	57.237	2:22.598	139.18	15:52:44.003
11 -	30.993	53.959	226.4	57.359	2:22.311 (1)	139.46	15:55:06.314
12 -	31.100	55.323	225.4	57.336	2:23.759	138.05	15:57:30.073
13 -	30.954	55.642	226.4	57.090	2:23.686	138.12	15:59:53.759
14 -	31.147	54.349	224.5	57.204	2:22.700	139.08	16:02:16.459
15 -	30.743	54.316	225.0	57.329	2:22.388 (2)	139.38	16:04:38.847
16 -	31.016	54.471	228.3	59.645	2:25.132	136.74	16:07:03.979
17 -	30.881	54.148	217.3	58.104	2:23.133	138.65	16:09:27.112

P6 04 TCR		CJ MOSES		Honda Civic Type-R - DXDT Racing			
IDEAL LAP TIME : 2:21.894		BEST LAP TIME : 2:22.557		DIFFERENCE : 0.663			
LAP	SECTOR 1	SECTOR 2	SECTOR 3	LAP TIME	KPH	DIFF	TIME OF DAY
1 -		227.8	58.838	2:26.833	135.16	4.276	15:30:11.203
2 -	31.688	54.206	227.3	58.213	2:24.107	1.550	15:32:35.310
3 -	31.623	53.889	225.0	58.875	2:24.387	1.830	15:34:59.697
4 -	38.869	1:27.555	81.4	1:21.518	3:27.942	1:05.385	15:38:27.639
5 -	31.487	54.950	226.8	57.838	2:24.275	137.56	15:40:51.914
6 -	30.868	54.214	227.3	57.959	2:23.041 (3)	138.74	15:43:14.955
7 -	30.941	54.090	226.8	57.633	2:22.664 (2)	139.11	15:45:37.619
8 -	31.222	53.775	226.4	57.560	2:22.557 (1)	139.22	15:48:00.176
9 -	31.048	54.442	227.8	57.797	2:23.287	138.51	15:50:23.463
10 -	30.678	54.242	228.8	58.322	2:23.242	138.55	15:52:46.705
11 -	31.082	53.972	227.3	59.194	2:24.248	137.58	15:55:10.953
12 -	30.836	55.016	227.3	58.195	2:24.047	137.78	15:57:35.000
13 -	30.886	54.780	231.2	59.916	2:25.582	136.32	16:00:00.582
14 -	30.820	55.067	225.4	57.441	2:23.328	138.47	16:02:23.910
15 -	31.162	54.859	228.3	58.553	2:24.574	137.27	16:04:48.484
16 -	30.730	55.092	225.4	58.373	2:24.195	137.63	16:07:12.679
17 -	31.302	55.226	228.3	59.652	2:26.180	135.76	16:09:38.859

Circuit of the Americas

TC America - TCR TCA TC

RACE 1 - SECTOR ANALYSIS



SECTOR 1 = FL to I1, SECTOR 2 = I1 to I2, SECTOR 3 = I2 to FL, DIFF = Difference To Personal Best Lap, P = Crossed Finish Line in Pit Lane, D = Time Disallowed

P7 36 TC James CLAY		BMW M240R Cup - Bimmerworld					
IDEAL LAP TIME : 2:25.853		BEST LAP TIME : 2:26.179		DIFFERENCE : 0.326			
LAP	SECTOR 1	SECTOR 2	SECTOR 3	LAP TIME	KPH	DIFF	TIME OF DAY
1 -		56.157 219.9	59.140	3:01.612	109.28	35.433	15:30:45.982
2 -	32.425	56.320 217.3	58.785	2:27.530	134.52	1.351	15:33:13.512
3 -	32.042	56.266 197.0	1:09.616	2:37.924	125.67	11.745	15:35:51.436
4 -	35.855	59.819 185.8	1:03.427	2:39.101	124.74	12.922	15:38:30.537
5 -	32.024	55.686 223.1	1:00.514	2:28.224	133.89	2.045	15:40:58.761
6 -	32.038	55.807 222.6	58.520	2:26.365 (3)	135.59	0.186	15:43:25.126
7 -	31.647	55.854 218.6	58.678	2:26.179 (1)	135.77		15:45:51.305
8 -	31.739	56.145 221.7	58.722	2:26.606	135.37	0.427	15:48:17.911
9 -	31.742	55.837 223.1	58.757	2:26.336 (2)	135.62	0.157	15:50:44.247
10 -	32.293	56.105 224.5	59.020	2:27.418	134.62	1.239	15:53:11.665
11 -	32.031	56.485 216.8	58.942	2:27.458	134.59	1.279	15:55:39.123
12 -	31.969	56.346 217.7	59.124	2:27.439	134.61	1.260	15:58:06.562
13 -	31.897	56.299 217.7	59.599	2:27.795	134.28	1.616	16:00:34.357
14 -	32.033	56.433 217.7	59.539	2:28.005	134.09	1.826	16:03:02.362
15 -	32.148	56.488 217.7	58.683	2:27.319	134.71	1.140	16:05:29.681
16 -	31.921	56.416 217.7	59.557	2:27.894	134.19	1.715	16:07:57.575
17 -	31.953	57.375 218.1	59.033	2:28.361	133.77	2.182	16:10:25.936

P8 26 TC Toby GRAHOVEC		BMW M240R Cup - Classic BMW					
IDEAL LAP TIME : 2:25.829		BEST LAP TIME : 2:25.997		DIFFERENCE : 0.168			
LAP	SECTOR 1	SECTOR 2	SECTOR 3	LAP TIME	KPH	DIFF	TIME OF DAY
1 -		56.503 220.4	58.770	3:01.774	109.18	35.777	15:30:46.144
2 -	32.541	56.337 216.8	58.712	2:27.590	134.47	1.593	15:33:13.734
3 -	32.150	56.814 184.6	1:09.354	2:38.318	125.36	12.321	15:35:52.052
4 -	35.819	1:00.058 183.3	1:02.983	2:38.860	124.93	12.863	15:38:30.912
5 -	31.985	56.774 218.6	1:00.176	2:28.935	133.25	2.938	15:40:59.847
6 -	31.803	55.577 220.4	58.680	2:26.060 (2)	135.88	0.063	15:43:25.907
7 -	31.642	55.824 217.7	58.884	2:26.350	135.61	0.353	15:45:52.257
8 -	31.573	55.946 220.8	58.697	2:26.216 (3)	135.73	0.219	15:48:18.473
9 -	31.572	55.732 222.2	58.693	2:25.997 (1)	135.93		15:50:44.470
10 -	32.378	56.254 222.2	58.895	2:27.527	134.52	1.530	15:53:11.997
11 -	32.065	56.673 216.8	59.079	2:27.817	134.26	1.820	15:55:39.814
12 -	32.482	56.336 216.0	59.098	2:27.916	134.17	1.919	15:58:07.730
13 -	31.996	56.137 219.0	58.863	2:26.996	135.01	0.999	16:00:34.726
14 -	31.912	56.499 221.7	1:00.088	2:28.499	133.64	2.502	16:03:03.225
15 -	32.056	56.415 220.8	58.716	2:27.187	134.84	1.190	16:05:30.412
16 -	31.777	56.438 217.3	59.204	2:27.419	134.62	1.422	16:07:57.831
17 -	31.969	57.843 221.3	58.843	2:28.655	133.50	2.658	16:10:26.486

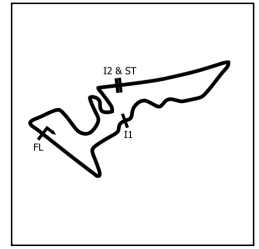
Weather / Track : Cloudy / Dry

Circuit of the Americas
 Circuit Length = 5.513 km
 Start: 15:27 Flag 16:08 End: 16:14

Circuit of the Americas

TC America - TCR TCA TC

RACE 1 - SECTOR ANALYSIS



SECTOR 1 = FL to I1, SECTOR 2 = I1 to I2, SECTOR 3 = I2 to FL, DIFF = Difference To Personal Best Lap, P = Crossed Finish Line in Pit Lane, D = Time Disallowed

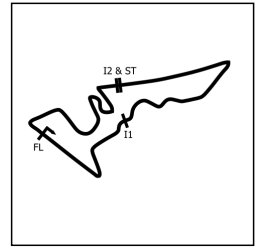
P9		31 TC		Johan SCHWARTZ		BMW M240R Cup - Hard Motorsport		
IDEAL LAP TIME : 2:25.724		BEST LAP TIME : 2:26.144		DIFFERENCE : 0.420				
LAP	SECTOR 1	SECTOR 2	SECTOR 3	LAP TIME	KPH	DIFF	TIME OF DAY	
1 -		56.029	216.0	58.447	2:59.965	110.28	33.821	15:30:44.335
2 -	32.071	56.033	216.4	58.372	2:26.476	135.49	0.332	15:33:10.811
3 -	31.899	56.231	172.5	1:11.787	2:39.917	124.10	13.773	15:35:50.728
4 -	36.227	59.917	186.2	1:03.250	2:39.394	124.51	13.250	15:38:30.122
5 -	32.120	55.955	216.0	1:00.241	2:28.316	133.81	2.172	15:40:58.438
6 -	31.960	55.910	217.7	58.274	2:26.144 (1)	135.80		15:43:24.582
7 -	31.754	56.082	217.3	58.504	2:26.340 (3)	135.62	0.196	15:45:50.922
8 -	31.798	56.232	217.7	58.598	2:26.628	135.35	0.484	15:48:17.550
9 -	31.688	55.900	218.1	58.673	2:26.261 (2)	135.69	0.117	15:50:43.811
10 -	31.971	56.652	219.9	59.008	2:27.631	134.43	1.487	15:53:11.442
11 -	32.510	56.534	220.4	59.565	2:28.609	133.55	2.465	15:55:40.051
12 -	32.577	56.044	222.2	59.821	2:28.442	133.70	2.298	15:58:08.493
13 -	31.736	56.210	223.1	58.855	2:26.801	135.19	0.657	16:00:35.294
14 -	31.685	56.336	225.4	59.728	2:27.749	134.32	1.605	16:03:03.043
15 -	32.746	56.200	225.0	59.084	2:28.030	134.07	1.886	16:05:31.073
16 -	31.550	56.645	221.3	58.898	2:27.093	134.92	0.949	16:07:58.166
17 -	32.019	57.914	224.5	59.036	2:28.969	133.22	2.825	16:10:27.135

P10		94 TC		Chandler HULL		BMW M240R Cup - BimmerWorld		
IDEAL LAP TIME : 2:26.297		BEST LAP TIME : 2:26.789		DIFFERENCE : 0.492				
LAP	SECTOR 1	SECTOR 2	SECTOR 3	LAP TIME	KPH	DIFF	TIME OF DAY	
1 -		57.129	220.4	58.637	3:03.206	108.33	36.417	15:30:47.576
2 -	32.630	56.983	220.4	59.227	2:28.840	133.34	2.051	15:33:16.416
3 -	32.053	56.318	181.5	1:09.337	2:37.708	125.84	10.919	15:35:54.124
4 -	35.892	1:00.590	207.2	1:02.090	2:38.572	125.15	11.783	15:38:32.696
5 -	31.871	56.027	225.4	1:00.198	2:28.096	134.01	1.307	15:41:00.792
6 -	31.947	57.370	222.2	59.226	2:28.543	133.60	1.754	15:43:29.335
7 -	31.795	56.478	218.6	58.874	2:27.147	134.87	0.358	15:45:56.482
8 -	32.073	56.361	218.1	59.346	2:27.780	134.29	0.991	15:48:24.262
9 -	32.210	56.614	218.1	58.892	2:27.716	134.35	0.927	15:50:51.978
10 -	31.863	56.159	219.0	58.886	2:26.908	135.09	0.119	15:53:18.886
11 -	31.883	56.044	219.9	58.950	2:26.877 (2)	135.12	0.088	15:55:45.763
12 -	32.082	56.153	217.7	58.816	2:27.051	134.96	0.262	15:58:12.814
13 -	31.892	55.956	217.3	58.941	2:26.789 (1)	135.20		16:00:39.603
14 -	32.118	56.432	216.0	58.968	2:27.518	134.53	0.729	16:03:07.121
15 -	31.704	56.399	217.7	58.792	2:26.895 (3)	135.10	0.106	16:05:34.016
16 -	31.803	56.757	217.3	59.140	2:27.700	134.37	0.911	16:08:01.716
17 -	31.723	56.407	219.5	59.392	2:27.522	134.53	0.733	16:10:29.238

Circuit of the Americas

TC America - TCR TCA TC

RACE 1 - SECTOR ANALYSIS



SECTOR 1 = FL to I1, SECTOR 2 = I1 to I2, SECTOR 3 = I2 to FL, DIFF = Difference To Personal Best Lap, P = Crossed Finish Line in Pit Lane, D = Time Disallowed

P11 78 TC		Jeff RICCA		Hyundai Veloster N TC - GenRacer/Ricca Autosport				
IDEAL LAP TIME : 2:26.472		BEST LAP TIME : 2:26.692		DIFFERENCE : 0.220				
LAP	SECTOR 1	SECTOR 2	SECTOR 3	LAP TIME	KPH	DIFF	TIME OF DAY	
1 -		56.050	219.5	59.545	3:01.320	109.45	34.628	15:30:45.690
2 -	33.063	57.621	213.4	59.723	2:30.407	131.95	3.715	15:33:16.097
3 -	32.111	56.167	188.4	1:09.278	2:37.556	125.96	10.864	15:35:53.653
4 -	35.746	59.937	194.2	1:02.837	2:38.520	125.20	11.828	15:38:32.173
5 -	31.781	56.065	224.5	1:00.576	2:28.422	133.71	1.730	15:41:00.595
6 -	31.552	55.925	223.1	59.215	2:26.692 (1)	135.29		15:43:27.287
7 -	31.841	56.994	219.9	59.104	2:27.939	134.15	1.247	15:45:55.226
8 -	31.559	56.130	219.5	59.594	2:27.283 (3)	134.75	0.591	15:48:22.509
9 -	31.889	55.816	219.9	59.442	2:27.147 (2)	134.87	0.455	15:50:49.656
10 -	31.847	56.328	219.9	59.801	2:27.976	134.12	1.284	15:53:17.632
11 -	31.781	56.650	218.6	59.639	2:28.070	134.03	1.378	15:55:45.702
12 -	32.478	55.929	216.0	1:00.002	2:28.409	133.73	1.717	15:58:14.111
13 -	31.753	56.464	219.9	59.915	2:28.132	133.98	1.440	16:00:42.243
14 -	31.833	56.769	219.0	59.479	2:28.081	134.02	1.389	16:03:10.324
15 -	31.737	56.224	219.9	59.784	2:27.745	134.33	1.053	16:05:38.069
16 -	31.885	56.471	219.5	1:00.243	2:28.599	133.55	1.907	16:08:06.668
17 -	31.800	56.648	219.5	59.980	2:28.428	133.71	1.736	16:10:35.096

P12 52 TC		Tom CAPIZZI		BMW M240R Cup - Auto Technic Racing				
IDEAL LAP TIME : 2:26.223		BEST LAP TIME : 2:26.763		DIFFERENCE : 0.540				
LAP	SECTOR 1	SECTOR 2	SECTOR 3	LAP TIME	KPH	DIFF	TIME OF DAY	
1 -		56.759	220.8	59.302	3:04.982	107.29	38.219	15:30:49.352
2 -	32.015	56.467	223.1	59.902	2:28.384	133.75	1.621	15:33:17.736
3 -	31.639	58.173	160.2	1:08.218	2:38.030	125.58	11.267	15:35:55.766
4 -	35.933	1:01.215	204.5	1:00.665	2:37.813	125.76	11.050	15:38:33.579
5 -	31.846	56.700	216.4	59.068	2:27.614	134.45	0.851	15:41:01.193
6 -	31.766	57.530	221.7	1:00.288	2:29.584	132.67	2.821	15:43:30.777
7 -	32.146	56.109	219.0	58.657	2:26.912 (3)	135.09	0.149	15:45:57.689
8 -	32.137	56.522	219.5	58.952	2:27.611	134.45	0.848	15:48:25.300
9 -	31.639	56.388	223.1	59.438	2:27.465	134.58	0.702	15:50:52.765
10 -	31.876	56.256	219.9	58.699	2:26.831 (2)	135.16	0.068	15:53:19.596
11 -	31.738	55.927	222.2	59.098	2:26.763 (1)	135.23		15:55:46.359
12 -	32.174	56.367	221.7	59.516	2:28.057	134.04	1.294	15:58:14.416
13 -	32.272	56.109	221.7	1:00.444	2:28.825	133.35	2.062	16:00:43.241
14 -	32.326	56.492	220.4	59.628	2:28.446	133.69	1.683	16:03:11.687
15 -	31.741	56.213	220.8	1:00.094	2:28.048	134.05	1.285	16:05:39.735
16 -	31.754	56.433	219.9	59.190	2:27.377	134.66	0.614	16:08:07.112
17 -	31.826	56.740	221.7	59.804	2:28.370	133.76	1.607	16:10:35.482

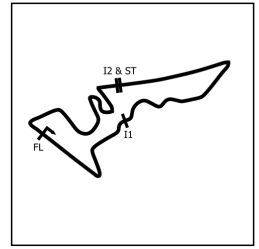
Weather / Track : Cloudy / Dry

Circuit of the Americas
 Circuit Length = 5.513 km
 Start: 15:27 Flag 16:08 End: 16:14

Circuit of the Americas

TC America - TCR TCA TC

RACE 1 - SECTOR ANALYSIS



SECTOR 1 = FL to I1, SECTOR 2 = I1 to I2, SECTOR 3 = I2 to FL, DIFF = Difference To Personal Best Lap, P = Crossed Finish Line in Pit Lane, D = Time Disallowed

P13 48 TC		Zane HODGEN			BMW M235iR Cup - Lone Star Racing			
IDEAL LAP TIME : 2:26.405		BEST LAP TIME : 2:26.879		DIFFERENCE : 0.474				
LAP	SECTOR 1	SECTOR 2	SECTOR 3	LAP TIME	KPH	DIFF	TIME OF DAY	
1 -		57.499	216.0	59.741	3:06.557	106.38	39.678	15:30:50.927
2 -	32.143	56.761	217.3	59.193	2:28.097	134.01	1.218	15:33:19.024
3 -	31.963	57.083	154.5	1:08.329	2:37.375	126.11	10.496	15:35:56.399
4 -	35.874	1:01.347	194.9	1:00.513	2:37.734	125.82	10.855	15:38:34.133
5 -	32.044	56.605	221.7	59.908	2:28.557	133.59	1.678	15:41:02.690
6 -	31.983	56.666	222.2	1:00.623	2:29.272	132.95	2.393	15:43:31.962
7 -	32.461	56.267	223.1	59.752	2:28.480	133.66	1.601	15:46:00.442
8 -	31.812	56.667	221.3	58.940	2:27.419	134.62	0.540	15:48:27.861
9 -	31.585	56.883	221.3	58.702	2:27.170 (2)	134.85	0.291	15:50:55.031
10 -	31.770	56.136	220.4	59.598	2:27.504	134.55	0.625	15:53:22.535
11 -	31.786	56.409	220.8	58.684	2:26.879 (1)	135.12		15:55:49.414
12 -	31.918	56.574	216.8	59.762	2:28.254	133.87	1.375	15:58:17.668
13 -	31.976	56.761	216.8	1:00.067	2:28.804	133.37	1.925	16:00:46.472
14 -	32.141	56.462	217.7	58.687	2:27.290 (3)	134.74	0.411	16:03:13.762
15 -	32.019	56.585	218.1	59.884	2:28.488	133.65	1.609	16:05:42.250
16 -	32.232	56.917	216.0	59.163	2:28.312	133.81	1.433	16:08:10.562
17 -	32.086	56.829	216.8	59.755	2:28.670	133.49	1.791	16:10:39.232

P14 20 TC		Rob SLONAKER			BMW M240R Cup - Auto Technic Racing			
IDEAL LAP TIME : 2:26.713		BEST LAP TIME : 2:27.140		DIFFERENCE : 0.427				
LAP	SECTOR 1	SECTOR 2	SECTOR 3	LAP TIME	KPH	DIFF	TIME OF DAY	
1 -		56.769	220.4	59.317	3:04.677	107.46	37.537	15:30:49.047
2 -	31.944	56.463	220.4	59.769	2:28.176	133.94	1.036	15:33:17.223
3 -	31.832	57.764	171.4	1:08.277	2:37.873	125.71	10.733	15:35:55.096
4 -	35.987	1:00.884	205.3	1:01.322	2:38.193	125.45	11.053	15:38:33.289
5 -	31.857	57.026	215.5	59.736	2:28.619	133.54	1.479	15:41:01.908
6 -	31.811	57.039	218.1	1:00.892	2:29.742	132.53	2.602	15:43:31.650
7 -	32.217	56.306	223.1	59.671	2:28.194	133.92	1.054	15:45:59.844
8 -	31.887	56.542	219.9	58.767	2:27.196 (3)	134.83	0.056	15:48:27.040
9 -	31.813	56.825	220.8	58.994	2:27.632	134.43	0.492	15:50:54.672
10 -	31.640	56.431	219.9	59.101	2:27.172 (2)	134.85	0.032	15:53:21.844
11 -	31.727	56.454	219.5	58.959	2:27.140 (1)	134.88		15:55:48.984
12 -	31.922	57.041	217.3	59.087	2:28.050	134.05	0.910	15:58:17.034
13 -	32.255	57.080	215.1	59.916	2:29.251	132.97	2.111	16:00:46.285
14 -	32.803	56.651	221.7	59.027	2:28.481	133.66	1.341	16:03:14.766
15 -	32.194	56.610	221.3	59.568	2:28.372	133.76	1.232	16:05:43.138
16 -	32.228	57.026	219.0	59.425	2:28.679	133.48	1.539	16:08:11.817
17 -	31.891	56.541	220.4	59.253	2:27.685	134.38	0.545	16:10:39.502

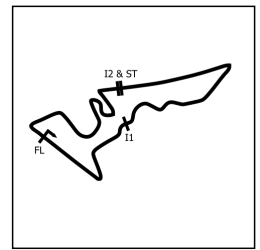
Weather / Track : Cloudy / Dry

Circuit of the Americas
 Circuit Length = 5.513 km
 Start: 15:27 Flag 16:08 End: 16:14

Circuit of the Americas

TC America - TCR TCA TC

RACE 1 - SECTOR ANALYSIS



SECTOR 1 = FL to I1, SECTOR 2 = I1 to I2, SECTOR 3 = I2 to FL, DIFF = Difference To Personal Best Lap, P = Crossed Finish Line in Pit Lane, D = Time Disallowed

P15 21 TC		Bruce ROBSON			BMW M240R Cup - Auto Technic Racing			
IDEAL LAP TIME : 2:28.928		BEST LAP TIME : 2:29.723			DIFFERENCE : 0.795			
LAP	SECTOR 1	SECTOR 2		SECTOR 3	LAP TIME	KPH	DIFF	TIME OF DAY
1 -		58.016	218.6	1:00.486	3:08.542	105.26	38.819	15:30:52.912
2 -	32.343	57.410	216.4	1:00.195	2:29.948	132.35	0.225	15:33:22.860
3 -	32.243	57.529	174.1	1:05.575	2:35.347	127.75	5.624	15:35:58.207
4 -	35.466	1:01.527	194.2	1:01.249	2:38.242	125.42	8.519	15:38:36.449
5 -	32.325	58.362	215.5	1:00.106	2:30.793	131.61	1.070	15:41:07.242
6 -	32.392	57.243	216.0	1:00.877	2:30.512	131.86	0.789	15:43:37.754
7 -	32.368	56.860	217.3	1:00.532	2:29.760 (2)	132.52	0.037	15:46:07.514
8 -	32.272	58.155	216.4	1:00.488	2:30.915	131.50	1.192	15:48:38.429
9 -	32.521	57.377	210.1	59.825	2:29.723 (1)	132.55		15:51:08.152
10 -	32.376	57.337	216.4	1:00.086	2:29.799 (3)	132.48	0.076	15:53:37.951
11 -	32.349	57.515	216.0	1:00.210	2:30.074	132.24	0.351	15:56:08.025
12 -	32.405	57.119	216.8	1:00.671	2:30.195	132.14	0.472	15:58:38.220
13 -	32.690	57.553	216.8	1:00.766	2:31.009	131.42	1.286	16:01:09.229
14 -	32.607	57.840	216.0	1:00.569	2:31.016	131.42	1.293	16:03:40.245
15 -	32.401	58.811	216.4	1:00.329	2:31.541	130.96	1.818	16:06:11.786
16 -	32.292	57.187	216.8	1:01.058	2:30.537	131.84	0.814	16:08:42.323
17 -	32.522	57.542	217.3	1:00.673	2:30.737	131.66	1.014	16:11:13.060

P16 11 TC		Phil BLOOM			BMW M240R Cup - Classic BMW			
IDEAL LAP TIME : 2:26.496		BEST LAP TIME : 2:26.596			DIFFERENCE : 0.100			
LAP	SECTOR 1	SECTOR 2		SECTOR 3	LAP TIME	KPH	DIFF	TIME OF DAY
1 -		56.799	220.4	58.896	3:02.862	108.53	36.266	15:30:47.232
2 -	32.548	56.670	219.5	59.014	2:28.232	133.89	1.636	15:33:15.464
3 -	31.977	56.418	187.1	1:09.179	2:37.574	125.95	10.978	15:35:53.038
4 -	35.582	1:00.398	203.0	1:02.681	2:38.661	125.08	12.065	15:38:31.699
5 -	31.936	56.348	222.2	1:00.427	2:28.711	133.45	2.115	15:41:00.410
6 -	32.132	57.519	217.3	1:00.762	2:30.413	131.94	3.817	15:43:30.823
7 -	32.638	56.025	221.3	58.904	2:27.567	134.49	0.971	15:45:58.390
8 -	32.415	56.475	218.1	59.030	2:27.920	134.17	1.324	15:48:26.310
9 -	31.873	56.534	219.0	58.796	2:27.203 (3)	134.82	0.607	15:50:53.513
10 -	31.711	56.125	221.3	58.760	2:26.596 (1)	135.38		15:53:20.109
11 -	31.888	56.149	219.9	58.962	2:26.999 (2)	135.01	0.403	15:55:47.108
12 -	31.879	56.604	221.7	59.097	2:27.580	134.48	0.984	15:58:14.688
13 -	32.416	56.157	223.1	59.648	2:28.221	133.90	1.625	16:00:42.909
14 -	32.177	56.855	215.1	59.050	2:28.082	134.02	1.486	16:03:10.991
15 -	31.870	56.654	217.7	59.371	2:27.895	134.19	1.299	16:05:38.886
16 -	31.896	56.330	218.6	1:23.166	2:51.392	115.79	24.796	16:08:30.278

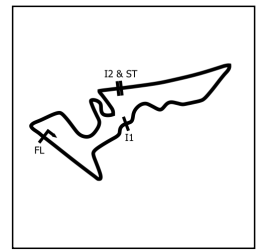
Weather / Track : Cloudy / Dry

Circuit of the Americas
 Circuit Length = 5.513 km
 Start: 15:27 Flag 16:08 End: 16:14

Circuit of the Americas

TC America - TCR TCA TC

RACE 1 - SECTOR ANALYSIS



SECTOR 1 = FL to I1, SECTOR 2 = I1 to I2, SECTOR 3 = I2 to FL, DIFF = Difference To Personal Best Lap, P = Crossed Finish Line in Pit Lane, D = Time Disallowed

P17 93 TC		Karl HERTEL		Honda Civic Type-R - Team HMA			
IDEAL LAP TIME : 2:29.071		BEST LAP TIME : 2:29.464		DIFFERENCE : 0.393			
LAP	SECTOR 1	SECTOR 2	SECTOR 3	LAP TIME	KPH	DIFF	TIME OF DAY
1 -		57.916	218.6	59.740	3:07.258	105.98	37.794 15:30:51.628
2 -	32.648	57.163	216.8	59.653	2:29.464 (1)	132.78	15:33:21.092
3 -	32.296	58.429	166.6	1:05.431	2:36.156	127.09	6.692 15:35:57.248
4 -	35.657	1:01.657	196.7	1:01.013	2:38.327	125.35	8.863 15:38:35.575
5 -	32.401	59.123	215.1	1:00.931	2:32.455	130.18	2.991 15:41:08.030
6 -	32.544	57.338	214.7	1:01.839	2:31.721	130.81	2.257 15:43:39.751
7 -	32.286	57.604	215.1	1:01.145	2:31.035 (2)	131.40	1.571 15:46:10.786
8 -	32.664	58.940	212.1	1:00.597	2:32.201	130.39	2.737 15:48:42.987
9 -	32.797	58.859	203.0	1:01.459	2:33.115	129.62	3.651 15:51:16.102
10 -	32.437	58.261	215.1	1:00.609	2:31.307	131.16	1.843 15:53:47.409
11 -	32.616	58.271	216.4	1:01.527	2:32.414	130.21	2.950 15:56:19.823
12 -	32.652	58.068	203.0	1:01.196	2:31.916	130.64	2.452 15:58:51.739
13 -	32.330	58.006	217.3	1:00.847	2:31.183 (3)	131.27	1.719 16:01:22.922
14 -	32.654	58.090	210.1	1:01.000	2:31.744	130.79	2.280 16:03:54.666
15 -	32.437	1:00.440	215.5	1:03.898	2:36.775	126.59	7.311 16:06:31.441
16 -	32.255	58.953	211.7	1:01.557	2:32.765	129.91	3.301 16:09:04.206

P18 27 TC		John RADER		BMW M240R Cup - Classic BMW			
IDEAL LAP TIME : 2:29.643		BEST LAP TIME : 2:30.725		DIFFERENCE : 1.082			
LAP	SECTOR 1	SECTOR 2	SECTOR 3	LAP TIME	KPH	DIFF	TIME OF DAY
1 -		1:00.406	212.5	1:01.547	3:13.449	102.59	42.724 15:30:57.819
2 -	33.505	58.167	213.8	1:02.020	2:33.692	129.13	2.967 15:33:31.511
3 -	33.280	58.790	212.1	1:02.009	2:34.079	128.80	3.354 15:36:05.590
4 -	34.394	59.266	208.4	1:01.512	2:35.172	127.90	4.447 15:38:40.762
5 -	33.286	58.810	215.5	1:00.828	2:32.924	129.78	2.199 15:41:13.686
6 -	33.076	58.493	215.5	1:00.529	2:32.098	130.48	1.373 15:43:45.784
7 -	32.880	58.855	215.5	1:00.565	2:32.300	130.31	1.575 15:46:18.084
8 -	33.131	58.168	215.5	59.916	2:31.215 (3)	131.24	0.490 15:48:49.299
9 -	32.628	58.380	217.7	1:00.584	2:31.592	130.92	0.867 15:51:20.891
10 -	32.509	57.697	219.0	1:00.519	2:30.725 (1)	131.67	15:53:51.616
11 -	33.042	58.317	218.1	1:02.210	2:33.569	129.23	2.844 15:56:25.185
12 -	34.210	57.536	218.6	1:00.463	2:32.209	130.39	1.484 15:58:57.394
13 -	32.327	58.692	216.8	59.780	2:30.799 (2)	131.61	0.074 16:01:28.193
14 -	33.726	58.156	214.7	1:00.831	2:32.713	129.96	1.988 16:04:00.906
15 -	32.685	59.526	216.8	1:00.280	2:32.491	130.15	1.766 16:06:33.397
16 -	32.896	57.705	217.7	1:00.627	2:31.228	131.23	0.503 16:09:04.625

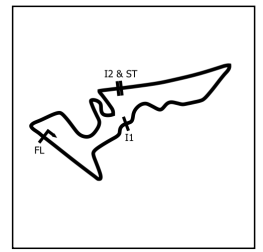
Weather / Track : Cloudy / Dry

Circuit of the Americas
 Circuit Length = 5.513 km
 Start: 15:27 Flag 16:08 End: 16:14

Circuit of the Americas

TC America - TCR TCA TC

RACE 1 - SECTOR ANALYSIS



SECTOR 1 = FL to I1, SECTOR 2 = I1 to I2, SECTOR 3 = I2 to FL, DIFF = Difference To Personal Best Lap, P = Crossed Finish Line in Pit Lane, D = Time Disallowed

P19		8 TC		Ruben IGLESIAS		Honda Civic Type-R - VGMC Racing	
IDEAL LAP TIME : 2:30.131		BEST LAP TIME : 2:30.980		DIFFERENCE : 0.849			
LAP	SECTOR 1	SECTOR 2	SECTOR 3	LAP TIME	KPH	DIFF	TIME OF DAY
1 -		58.097	211.7	1:01.137	3:09.794	104.56	38.814 15:30:54.164
2 -	33.030	57.479	209.7	1:00.631	2:31.140 (2)	131.31	0.160 15:33:25.304
3 -	33.114	57.334	203.7	1:03.048	2:33.496	129.29	2.516 15:35:58.800
4 -	36.256	1:00.919	190.8	1:02.562	2:39.737	124.24	8.757 15:38:38.537
5 -	32.604	57.599	220.8	1:01.043	2:31.246 (3)	131.22	0.266 15:41:09.783
6 -	33.311	58.917	213.8	1:01.162	2:33.390	129.38	2.410 15:43:43.173
7 -	33.507	57.883	214.2	1:01.573	2:32.963	129.74	1.983 15:46:16.136
8 -	33.130	57.834	214.7	1:00.795	2:31.759	130.77	0.779 15:48:47.895
9 -	33.264	57.935	217.7	1:00.990	2:32.189	130.40	1.209 15:51:20.084
10 -	32.659	57.349	218.6	1:00.972	2:30.980 (1)	131.45	15:53:51.064
11 -	33.000	58.167	219.0	1:03.153	2:34.320	128.60	3.340 15:56:25.384
12 -	33.339	57.028	217.3	1:00.931	2:31.298	131.17	0.318 15:58:56.682
13 -	32.472	1:00.969	217.7	1:01.537	2:34.978	128.06	3.998 16:01:31.660
14 -	33.084	57.678	217.3	1:01.251	2:32.013	130.55	1.033 16:04:03.673
15 -	32.736	59.291	191.1	1:02.772	2:34.799	128.21	3.819 16:06:38.472
16 -	32.956	58.106	216.8	1:01.063	2:32.125	130.46	1.145 16:09:10.597

P20		57 TCA		Tyler GONZALEZ		Hyundai Veloster Turbo - Copeland Motorsports	
IDEAL LAP TIME : 2:32.366		BEST LAP TIME : 2:32.748		DIFFERENCE : 0.382			
LAP	SECTOR 1	SECTOR 2	SECTOR 3	LAP TIME	KPH	DIFF	TIME OF DAY
1 -		59.302	201.1	1:02.027	3:12.259	103.22	39.511 15:30:56.629
2 -	33.354	58.871	201.4	1:02.290	2:34.515	128.44	1.767 15:33:31.144
3 -	34.093	59.422	201.4	1:02.860	2:36.375	126.91	3.627 15:36:07.519
4 -	33.211	59.921	188.4	1:01.948	2:35.080	127.97	2.332 15:38:42.599
5 -	33.180	58.587	201.1	1:03.162	2:34.929	128.10	2.181 15:41:17.528
6 -	33.529	59.256	200.3	1:02.143	2:34.928	128.10	2.180 15:43:52.456
7 -	33.151	58.158	201.1	1:01.566	2:32.875 (2)	129.82	0.127 15:46:25.331
8 -	33.075	58.152	201.1	1:01.651	2:32.878 (3)	129.82	0.130 15:48:58.209
9 -	33.521	58.157	201.4	1:01.576	2:33.254	129.50	0.506 15:51:31.463
10 -	32.907	58.234	201.8	1:02.064	2:33.205	129.54	0.457 15:54:04.668
11 -	33.192	58.721	201.8	1:02.064	2:33.977	128.89	1.229 15:56:38.645
12 -	33.024	58.386	201.8	1:01.338	2:32.748 (1)	129.93	15:59:11.393
13 -	33.062	58.277	202.2	1:01.695	2:33.034	129.68	0.286 16:01:44.427
14 -	33.700	58.686	201.8	1:02.122	2:34.508	128.45	1.760 16:04:18.935
15 -	32.876	58.577	201.8	1:01.758	2:33.211	129.53	0.463 16:06:52.146
16 -	33.211	58.739	202.6	1:01.586	2:33.536	129.26	0.788 16:09:25.682

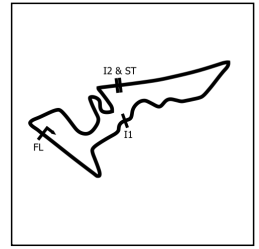
Weather / Track : Cloudy / Dry

Circuit of the Americas
 Circuit Length = 5.513 km
 Start: 15:27 Flag 16:08 End: 16:14

Circuit of the Americas

TC America - TCR TCA TC

RACE 1 - SECTOR ANALYSIS



SECTOR 1 = FL to I1, SECTOR 2 = I1 to I2, SECTOR 3 = I2 to FL, DIFF = Difference To Personal Best Lap, P = Crossed Finish Line in Pit Lane, D = Time Disallowed

P21 18 TCA		Caleb BACON		Hyundai Veloster Turbo - CB Motorsports				
IDEAL LAP TIME : 2:32.032		BEST LAP TIME : 2:32.553		DIFFERENCE : 0.521				
LAP	SECTOR 1	SECTOR 2	SECTOR 3	LAP TIME	KPH	DIFF	TIME OF DAY	
1 -		1:00.966	192.5	1:02.117	3:15.045	101.75	42.492	15:30:59.415
2 -	33.524	59.000	203.3	1:01.037	2:33.561	129.24	1.008	15:33:32.976
3 -	33.282	59.747	188.8	1:03.179	2:36.208	127.05	3.655	15:36:09.184
4 -	34.314	1:01.472	178.2	1:02.758	2:38.544	125.18	5.991	15:38:47.728
5 -	33.365	58.528	198.1	1:01.841	2:33.734	129.09	1.181	15:41:21.462
6 -	33.315	58.357	202.2	1:01.630	2:33.302	129.46	0.749	15:43:54.764
7 -	33.222	58.286	200.7	1:01.045	2:32.553 (1)	130.09		15:46:27.317
8 -	32.832	58.219	203.3	1:01.642	2:32.693 (2)	129.97	0.140	15:49:00.010
9 -	32.776	58.416	201.4	1:01.651	2:32.843 (3)	129.85	0.290	15:51:32.853
10 -	33.138	58.588	201.1	1:02.088	2:33.814	129.03	1.261	15:54:06.667
11 -	33.062	58.337	201.8	1:01.924	2:33.323	129.44	0.770	15:56:39.990
12 -	32.967	58.247	202.2	1:01.831	2:33.045	129.67	0.492	15:59:13.035
13 -	32.889	58.556	197.4	1:03.023	2:34.468	128.48	1.915	16:01:47.503
14 -	33.116	58.667	200.0	1:02.637	2:34.420	128.52	1.867	16:04:21.923
15 -	33.042	58.832	201.8	1:01.965	2:33.839	129.01	1.286	16:06:55.762
16 -	33.216	58.803	200.7	1:02.883	2:34.902	128.12	2.349	16:09:30.664

P22 61 TCA		Mark POMBO		MNI Cooper JCW - MNI JCW Team				
IDEAL LAP TIME : 2:32.248		BEST LAP TIME : 2:32.610		DIFFERENCE : 0.362				
LAP	SECTOR 1	SECTOR 2	SECTOR 3	LAP TIME	KPH	DIFF	TIME OF DAY	
1 -		1:00.745	196.0	1:01.722	3:14.686	101.94	42.076	15:30:59.056
2 -	34.200	59.835	200.3	1:00.472	2:34.507	128.45	1.897	15:33:33.563
3 -	33.651	59.376	181.5	1:05.854	2:38.881	124.91	6.271	15:36:12.444
4 -	36.968	1:02.928	190.4	1:01.555	2:41.451	122.92	8.841	15:38:53.895
5 -	33.743	58.342	196.0	1:00.525	2:32.610 (1)	130.04		15:41:26.505
6 -	33.760	58.650	195.6	1:00.391	2:32.801 (3)	129.88	0.191	15:43:59.306
7 -	33.705	58.335	197.4	1:01.327	2:33.367	129.40	0.757	15:46:32.673
8 -	33.717	58.558	197.0	1:00.337	2:32.612 (2)	130.04	0.002	15:49:05.285
9 -	33.782	59.041	197.8	1:00.262	2:33.085	129.64	0.475	15:51:38.370
10 -	33.690	58.690	197.8	1:01.068	2:33.448	129.33	0.838	15:54:11.818
11 -	33.781	58.552	197.8	1:00.863	2:33.196	129.55	0.586	15:56:45.014
12 -	33.875	58.847	198.5	1:00.938	2:33.660	129.16	1.050	15:59:18.674
13 -	33.790	59.652	198.8	1:01.123	2:34.565	128.40	1.955	16:01:53.239
14 -	33.739	59.004	196.3	1:02.793	2:35.536	127.60	2.926	16:04:28.775
15 -	34.299	58.596	196.0	1:00.481	2:33.376	129.39	0.766	16:07:02.151
16 -	34.138	59.115	196.3	1:00.966	2:34.219	128.69	1.609	16:09:36.370

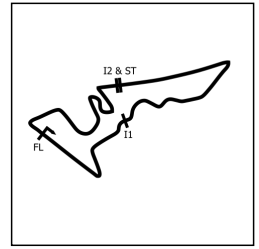
Weather / Track : Cloudy / Dry

Circuit of the Americas
 Circuit Length = 5.513 km
 Start: 15:27 Flag 16:08 End: 16:14

Circuit of the Americas

TC America - TCR TCA TC

RACE 1 - SECTOR ANALYSIS



SECTOR 1 = FL to I1, SECTOR 2 = I1 to I2, SECTOR 3 = I2 to FL, DIFF = Difference To Personal Best Lap, P = Crossed Finish Line in Pit Lane, D = Time Disallowed

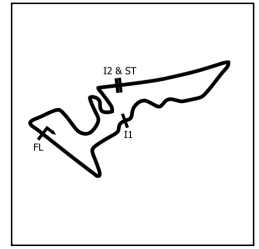
P23 60 TCA		Tomas MEJIA		MNI Cooper JCW - MNI JCW Team			
IDEAL LAP TIME : 2:32.756		BEST LAP TIME : 2:33.101		DIFFERENCE : 0.345			
LAP	SECTOR 1	SECTOR 2	SECTOR 3	LAP TIME	KPH	DIFF	TIME OF DAY
1 -		59.327	201.4	1:01.559	3:12.587	103.05	39.486 15:30:56.957
2 -	34.696	59.546	200.0	1:01.014	2:35.256	127.83	2.155 15:33:32.213
3 -	33.564	59.736	202.2	1:02.555	2:35.855	127.34	2.754 15:36:08.068
4 -	34.839	1:01.418	172.2	1:01.842	2:38.099	125.53	4.998 15:38:46.167
5 -	33.804	59.364	197.4	1:01.760	2:34.928	128.10	1.827 15:41:21.095
6 -	34.297	58.743	201.8	1:00.897	2:33.937	128.92	0.836 15:43:55.032
7 -	33.811	58.672	202.6	1:00.902	2:33.385 (3)	129.39	0.284 15:46:28.417
8 -	33.677	58.730	200.3	1:00.907	2:33.314 (2)	129.45	0.213 15:49:01.731
9 -	33.571	58.869	199.2	1:01.267	2:33.707	129.12	0.606 15:51:35.438
10 -	33.763	58.770	198.1	1:01.043	2:33.576	129.23	0.475 15:54:09.014
11 -	33.866	58.975	198.5	1:01.632	2:34.473	128.48	1.372 15:56:43.487
12 -	33.842	58.800	198.1	1:01.501	2:34.143	128.75	1.042 15:59:17.630
13 -	33.991	1:00.750	180.6	1:01.635	2:36.376	126.91	3.275 16:01:54.006
14 -	33.736	58.308	202.6	1:02.937	2:34.981	128.05	1.880 16:04:28.987
15 -	34.474	58.614	202.6	1:01.740	2:34.828	128.18	1.727 16:07:03.815
16 -	33.551	58.438	204.1	1:01.112	2:33.101 (1)	129.63	16:09:36.916

P24 9 TCA		Kevin BOEHM		Honda Civic Si - Boehm Racing			
IDEAL LAP TIME : 2:32.660		BEST LAP TIME : 2:33.398		DIFFERENCE : 0.738			
LAP	SECTOR 1	SECTOR 2	SECTOR 3	LAP TIME	KPH	DIFF	TIME OF DAY
1 -		1:00.791	198.1	1:02.472	3:16.502	101.00	43.104 15:31:00.872
2 -	33.950	59.335	200.7	1:00.648	2:33.933	128.93	0.535 15:33:34.805
3 -	33.842	58.929	186.8	1:05.731	2:38.502	125.21	5.104 15:36:13.307
4 -	36.425	1:03.029	196.3	1:01.371	2:40.825	123.40	7.427 15:38:54.132
5 -	34.153	58.675	201.4	1:01.021	2:33.849	129.00	0.451 15:41:27.981
6 -	33.920	58.594	199.6	1:01.142	2:33.656	129.16	0.258 15:44:01.637
7 -	33.943	58.520	200.3	1:00.935	2:33.398 (1)	129.38	15:46:35.035
8 -	33.754	58.795	200.3	1:01.081	2:33.630 (3)	129.18	0.232 15:49:08.665
9 -	33.956	58.702	200.0	1:01.080	2:33.738	129.09	0.340 15:51:42.403
10 -	33.850	58.703	199.6	1:00.992	2:33.545 (2)	129.25	0.147 15:54:15.948
11 -	33.804	58.966	198.5	1:00.985	2:33.755	129.08	0.357 15:56:49.703
12 -	33.783	58.882	200.0	1:01.602	2:34.267	128.65	0.869 15:59:23.970
13 -	33.869	58.765	200.0	1:01.457	2:34.091	128.79	0.693 16:01:58.061
14 -	33.928	59.033	198.8	1:01.150	2:34.111	128.78	0.713 16:04:32.172
15 -	33.858	58.796	200.7	1:01.197	2:33.851	129.00	0.453 16:07:06.023
16 -	33.492	58.663	201.1	1:01.815	2:33.970	128.90	0.572 16:09:39.993

Circuit of the Americas

TC America - TCR TCA TC

RACE 1 - SECTOR ANALYSIS



SECTOR 1 = FL to I1, SECTOR 2 = I1 to I2, SECTOR 3 = I2 to FL, DIFF = Difference To Personal Best Lap, P = Crossed Finish Line in Pit Lane, D = Time Disallowed

P25 59 TCA		Juan Diego HERNANDEZ			Honda Civic Si - VGMC Racing			
IDEAL LAP TIME : 2:33.927		BEST LAP TIME : 2:33.927		DIFFERENCE : 0.000				
LAP	SECTOR 1	SECTOR 2	SECTOR 3	LAP TIME	KPH	DIFF	TIME OF DAY	
1 -		1:00.466	196.7	1:03.675	3:17.070	100.70	43.143	15:31:01.440
2 -	34.878	59.324	191.4	1:02.124	2:36.326	126.95	2.399	15:33:37.766
3 -	34.529	58.856	197.8	1:03.527	2:36.912	126.48	2.985	15:36:14.678
4 -	36.121	1:02.946	177.6	1:01.851	2:40.918	123.33	6.991	15:38:55.596
5 -	33.791	58.766	199.2	1:01.370	2:33.927 (1)	128.93		15:41:29.523
6 -	34.124	58.880	195.2	1:02.143	2:35.147 (3)	127.92	1.220	15:44:04.670
7 -	34.230	59.084	195.2	1:02.195	2:35.509	127.62	1.582	15:46:40.179
8 -	34.543	59.042	193.5	1:01.840	2:35.425	127.69	1.498	15:49:15.604
9 -	34.276	59.046	196.7	1:01.643	2:34.965 (2)	128.07	1.038	15:51:50.569
10 -	34.355	59.302	195.2	1:02.020	2:35.677	127.48	1.750	15:54:26.246
11 -	34.547	59.316	194.5	1:02.660	2:36.523	126.79	2.596	15:57:02.769
12 -	34.135	59.381	184.6	1:02.631	2:36.147	127.10	2.220	15:59:38.916
13 -	34.591	59.412	194.5	1:02.142	2:36.145	127.10	2.218	16:02:15.061
14 -	34.852	59.705	183.6	1:02.681	2:37.238	126.22	3.311	16:04:52.299
15 -	34.669	59.376	195.2	1:02.555	2:36.600	126.73	2.673	16:07:28.899
16 -	34.375	59.189	193.5	1:02.378	2:35.942	127.27	2.015	16:10:04.841

P26 33 TCA		Matt FORBUSH			Hyundai Veloster Turbo - CB Motorsports			
IDEAL LAP TIME : 2:35.953		BEST LAP TIME : 2:36.513		DIFFERENCE : 0.560				
LAP	SECTOR 1	SECTOR 2	SECTOR 3	LAP TIME	KPH	DIFF	TIME OF DAY	
1 -		1:02.045	201.8	1:02.801	3:18.880	99.79	42.367	15:31:03.250
2 -	34.191	59.827	200.7	1:03.040	2:37.058	126.36	0.545	15:33:40.308
3 -	33.749	1:02.719	181.2	1:04.764	2:41.232	123.09	4.719	15:36:21.540
4 -	34.898	1:01.676	197.0	1:03.241	2:39.815	124.18	3.302	15:39:01.355
5 -	33.672	59.873	200.7	1:04.026	2:37.571	125.95	1.058	15:41:38.926
6 -	33.597	59.842	201.1	1:03.074	2:36.513 (1)	126.80		15:44:15.439
7 -	33.760	59.872	200.3	1:03.091	2:36.723 (3)	126.63	0.210	15:46:52.162
8 -	34.100	59.818	201.8	1:02.930	2:36.848	126.53	0.335	15:49:29.010
9 -	34.140	1:00.136	198.8	1:03.113	2:37.389	126.10	0.876	15:52:06.399
10 -	34.195	59.864	198.8	1:04.291	2:38.350	125.33	1.837	15:54:44.749
11 -	34.196	1:01.082	200.7	1:03.356	2:38.634	125.11	2.121	15:57:23.383
12 -	34.309	1:00.225	201.4	1:04.356	2:38.890	124.90	2.377	16:00:02.273
13 -	34.121	1:00.165	200.0	1:03.835	2:38.121	125.51	1.608	16:02:40.394
14 -	34.309	59.720	199.6	1:02.859	2:36.888	126.50	0.375	16:05:17.282
15 -	34.238	59.765	200.0	1:02.636	2:36.639 (2)	126.70	0.126	16:07:53.921
16 -	33.694	59.795	196.7	1:03.981	2:37.470	126.03	0.957	16:10:31.391

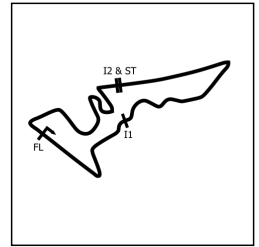
Weather / Track : Cloudy / Dry

Circuit of the Americas
 Circuit Length = 5.513 km
 Start: 15:27 Flag 16:08 End: 16:14

Circuit of the Americas

TC America - TCR TCA TC

RACE 1 - SECTOR ANALYSIS



SECTOR 1 = FL to I1, SECTOR 2 = I1 to I2, SECTOR 3 = I2 to FL, DIFF = Difference To Personal Best Lap, P = Crossed Finish Line in Pit Lane, D = Time Disallowed

P27 07 TCA		Jose DASILVA		Mazda Global MX5 Cup ND.2 - Ives Motorsports				
IDEAL LAP TIME : 2:35.303		BEST LAP TIME : 2:36.316		DIFFERENCE : 1.013				
LAP	SECTOR 1	SECTOR 2	SECTOR 3	LAP TIME	KPH	DIFF	TIME OF DAY	
1 -		1:03.809	195.2	1:02.613	3:19.960	99.25	43.644	15:31:04.330
2 -	34.183	59.998	196.0	1:02.135	2:36.316 (1)	126.96		15:33:40.646
3 -	34.262	1:02.210	184.9	1:04.829	2:41.301	123.04	4.985	15:36:21.947
4 -	35.015	1:02.552	192.5	1:02.467	2:40.034	124.01	3.718	15:39:01.981
5 -	34.668	59.578	195.6	1:02.192	2:36.438 (2)	126.86	0.122	15:41:38.419
6 -	34.599	1:01.111	194.9	1:01.790	2:37.500	126.01	1.184	15:44:15.919
7 -			195.6	1:02.115	2:36.680	126.67	0.364	15:46:52.599
8 -	34.546	1:00.116	196.0	1:02.113	2:36.775	126.59	0.459	15:49:29.374
9 -	34.568	1:01.105	196.0	1:01.822	2:37.495	126.01	1.179	15:52:06.869
10 -	34.450	1:04.471	192.8	1:02.142	2:41.063	123.22	4.747	15:54:47.932
11 -	34.443	1:00.200	194.2	1:01.951	2:36.594 (3)	126.74	0.278	15:57:24.526
12 -	35.018	1:00.388	196.3	1:03.520	2:38.926	124.88	2.610	16:00:03.452
13 -	34.662	1:00.630	194.5	1:02.163	2:37.455	126.04	1.139	16:02:40.907
14 -	34.739	1:00.363	196.7	1:01.741	2:36.843	126.53	0.527	16:05:17.750
15 -			195.2	1:01.710	2:36.656	126.69	0.340	16:07:54.406
16 -	34.392	1:01.978	196.0	1:01.542	2:37.912	125.68	1.596	16:10:32.318

P28 178 TCA		Jonathan NEWCOMBE		Honda Civic Si - VGMC Racing				
IDEAL LAP TIME : 2:36.829		BEST LAP TIME : 2:37.274		DIFFERENCE : 0.445				
LAP	SECTOR 1	SECTOR 2	SECTOR 3	LAP TIME	KPH	DIFF	TIME OF DAY	
1 -		1:03.208	194.2	1:03.852	3:21.467	98.51	44.193	15:31:05.837
2 -	35.636	1:01.315	194.2	1:02.586	2:39.537	124.40	2.263	15:33:45.374
3 -	34.937	1:00.873	195.6	1:02.924	2:38.734 (3)	125.03	1.460	15:36:24.108
4 -	34.509	1:01.333	186.2	1:03.013	2:38.855	124.93	1.581	15:39:02.963
5 -	34.392	1:00.413	198.8	1:02.507	2:37.312 (2)	126.16	0.038	15:41:40.275
6 -	34.452	59.930	199.2	1:02.892	2:37.274 (1)	126.19		15:44:17.549
7 -	34.994	1:32.991	89.5	IN PIT	3:56.347	83.97	1:19.073	15:48:13.896
8 -	OUTLAP	1:00.967	196.7	1:03.742	4:06.444	80.53	1:29.170	15:52:20.340
9 -	35.476	1:00.670	197.4	1:03.306	2:39.452	124.46	2.178	15:54:59.792
10 -	35.215	1:00.587	197.4	1:05.123	2:40.925	123.32	3.651	15:57:40.717
11 -	35.371	1:00.868	194.2	1:04.554	2:40.793	123.43	3.519	16:00:21.510
12 -	35.524	1:00.442	196.3	1:03.311	2:39.277	124.60	2.003	16:03:00.787
13 -	36.408	1:00.391	198.5	1:06.306	2:43.105	121.68	5.831	16:05:43.892
14 -	34.837	1:00.624	193.8	1:04.120	2:39.581	124.36	2.307	16:08:23.473
15 -	36.105	1:01.687	194.5	1:05.139	2:42.931	121.81	5.657	16:11:06.404

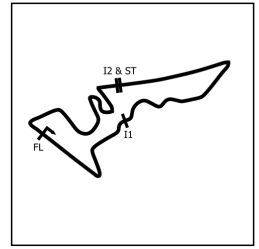
Weather / Track : Cloudy / Dry

Circuit of the Americas
 Circuit Length = 5.513 km
 Start: 15:27 Flag 16:08 End: 16:14

Circuit of the Americas

TC America - TCR TCA TC

RACE 1 - SECTOR ANALYSIS



SECTOR 1 = FL to I1, SECTOR 2 = I1 to I2, SECTOR 3 = I2 to FL, DIFF = Difference To Personal Best Lap, P = Crossed Finish Line in Pit Lane, D = Time Disallowed

P29 99 TCR Victor GONZALEZ JR		Honda Civic Type-R - VGMC Racing					
IDEAL LAP TIME : 2:21.112		BEST LAP TIME : 2:21.701		DIFFERENCE : 0.589			
LAP	SECTOR 1	SECTOR 2	SECTOR 3	LAP TIME	KPH	DIFF	TIME OF DAY
1 -		1:03.153	166.6	IN PIT	3:03.496	P 108.15	41.795 15:30:47.866
2 -	OUTLAP	1:03.374	185.8	IN PIT	4:11.358	P 78.95	1:49.657 15:34:59.224
3 -	OUTLAP	55.773	228.8	57.530	6:14.770	52.95	3:53.069 15:41:13.994
4 -	30.694	54.624	229.7	57.538	2:22.856	138.92	1.155 15:43:36.850
5 -	30.750	53.831	219.5	57.932	2:22.513	(3) 139.26	0.812 15:45:59.363
6 -	31.111	54.944	227.8	57.343	2:23.398	138.40	1.697 15:48:22.761
7 -	30.605	54.328	230.7	57.242	2:22.175	(2) 139.59	0.474 15:50:44.936
8 -	31.257	55.114	229.2	57.061	2:23.432	138.37	1.731 15:53:08.368
9 -	30.813	54.043	228.3	56.845	2:21.701	(1) 140.06	15:55:30.069
10 -	30.436	54.156	228.8	58.972	2:23.564	138.24	1.863 15:57:53.633
11 -	30.784	54.104	230.7	57.639	2:22.527	139.24	0.826 16:00:16.160
12 -	30.648	54.320	229.7	58.603	2:23.571	138.23	1.870 16:02:39.731
13 -	1:11.312	1:44.478	228.3	57.686	3:53.476	85.00	1:31.775 16:06:33.207
14 -	31.035	54.909	227.8	1:00.513	2:26.457	135.51	4.756 16:08:59.664

P30 23 TC Joseph FEDERL		Nissan 370z - TechSportRacing					
IDEAL LAP TIME : 2:25.901		BEST LAP TIME : 2:26.280		DIFFERENCE : 0.379			
LAP	SECTOR 1	SECTOR 2	SECTOR 3	LAP TIME	KPH	DIFF	TIME OF DAY
1 -		56.465	222.6	59.292	3:02.620	108.67	36.340 15:30:46.990
2 -	32.248	56.348	223.6	58.746	2:27.342	(3) 134.69	1.062 15:33:14.332
3 -	31.878	56.823	183.3	1:09.511	2:38.212	125.44	11.932 15:35:52.544
4 -	35.787	1:00.247	194.9	1:02.695	2:38.729	125.03	12.449 15:38:31.273
5 -	31.860	56.503	220.8	59.728	2:28.091	134.01	1.811 15:40:59.364
6 -	31.984	55.614	226.8	58.682	2:26.280	(1) 135.67	15:43:25.644
7 -	31.605	55.782	224.0	59.592	2:26.979	(2) 135.03	0.699 15:45:52.623
8 -	31.859	55.661	226.8	1:00.959	2:28.479	133.66	2.199 15:48:21.102
9 -	35.185	1:10.551	130.5	IN PIT	3:04.074	P 107.81	37.794 15:51:25.176

P31 25 TCA PJ GROENKE		Subaru BRZ '15 - TechSportRacing					
IDEAL LAP TIME : 2:37.633		BEST LAP TIME :		DIFFERENCE :			
LAP	SECTOR 1	SECTOR 2	SECTOR 3	LAP TIME	KPH	DIFF	TIME OF DAY
1 -		1:01.492	200.7	1:01.866	3:15.881	101.32	15:31:00.251

P32 24 TCA Damon SURZYSHYN		Subaru BRZ '15 - TechSportRacing					
IDEAL LAP TIME : 2:46.702		BEST LAP TIME :		DIFFERENCE :			
LAP	SECTOR 1	SECTOR 2	SECTOR 3	LAP TIME	KPH	DIFF	TIME OF DAY
1 -		1:03.875	193.2	1:03.146	3:21.518	98.48	15:31:05.888

P33 22 TCA Joey ESSMA		Subaru BRZ '15 - TechSportRacing					
IDEAL LAP TIME :		BEST LAP TIME :		DIFFERENCE :			
LAP	SECTOR 1	SECTOR 2	SECTOR 3	LAP TIME	KPH	DIFF	TIME OF DAY
1 -		1:11.923	148.5	IN PIT	3:36.249	P 91.77	15:31:20.619

Weather / Track : Cloudy / Dry

Circuit of the Americas
 Circuit Length = 5.513 km
 Start: 15:27 Flag 16:08 End: 16:14

Circuit of the Americas

TC America - TCR TCA TC

RACE 1 - BEST SECTORS

SECTOR 1				SECTOR 2				SECTOR 3				IDEAL / BEST COMPARISON			
POS	NO	NAME	TIME	NO	NAME	TIME	NO	NAME	TIME	POS	NO	NAME	IDEAL	BEST	DIFF
												PERFECT LAP	2:18.190		
1	74	MAXSON	29.710	51	REGER	52.474	74	MAXSON	56.006	1	51	REGER	2:18.278	2:18.830	0.552
2	51	REGER	29.764	74	MAXSON	52.605	51	REGER	56.040	2	74	MAXSON	2:18.321	2:18.703	0.382
3	71	HURCZYN	29.768	72	VINCENT	52.959	72	VINCENT	56.430	3	72	VINCENT	2:19.171	2:19.426	0.255
4	72	VINCENT	29.782	71	HURCZYN	53.348	71	HURCZYN	56.702	4	71	HURCZYN	2:19.818	2:20.157	0.339
5	99	GONZALEZ JR	30.436	04	MOSES	53.775	99	GONZALEZ JR	56.845	5	99	GONZALEZ JR	2:21.112	2:21.701	0.589
6	04	MOSES	30.678	99	GONZALEZ JR	53.831	17	SMTHSON	57.090	6	17	SMTHSON	2:21.744	2:22.311	0.567
7	17	SMTHSON	30.695	17	SMTHSON	53.959	04	MOSES	57.441	7	04	MOSES	2:21.894	2:22.557	0.663
8	31	SCHWARTZ	31.550	26	GRAHOVEC	55.577	31	SCHWARTZ	58.274	8	31	SCHWARTZ	2:25.724	2:26.144	0.420
9	78	RICCA	31.552	23	FEDERL	55.614	36	CLAY	58.520	9	26	GRAHOVEC	2:25.829	2:25.997	0.168
10	26	GRAHOVEC	31.572	36	CLAY	55.686	94	HULL	58.637	10	36	CLAY	2:25.853	2:26.179	0.326
11	48	HODGEN	31.585	78	RICCA	55.816	52	CAPIZZI	58.657	11	23	FEDERL	2:25.901	2:26.280	0.379
12	23	FEDERL	31.605	31	SCHWARTZ	55.900	26	GRAHOVEC	58.680	12	52	CAPIZZI	2:26.223	2:26.763	0.540
13	52	CAPIZZI	31.639	52	CAPIZZI	55.927	23	FEDERL	58.682	13	94	HULL	2:26.297	2:26.789	0.492
14	20	SLONAKER	31.640	94	HULL	55.956	48	HODGEN	58.684	14	48	HODGEN	2:26.405	2:26.879	0.474
15	36	CLAY	31.647	11	BLOOM	56.025	11	BLOOM	58.760	15	78	RICCA	2:26.472	2:26.692	0.220
16	94	HULL	31.704	48	HODGEN	56.136	20	SLONAKER	58.767	16	11	BLOOM	2:26.496	2:26.596	0.100
17	11	BLOOM	31.711	20	SLONAKER	56.306	78	RICCA	59.104	17	20	SLONAKER	2:26.713	2:27.140	0.427
18	21	ROBSON	32.243	21	ROBSON	56.860	93	HERTEL	59.653	18	21	ROBSON	2:28.928	2:29.723	0.795
19	93	HERTEL	32.255	8	IGLESIAS	57.028	27	RADER	59.780	19	93	HERTEL	2:29.071	2:29.464	0.393
20	27	RADER	32.327	93	HERTEL	57.163	21	ROBSON	59.825	20	27	RADER	2:29.643	2:30.725	1.082
21	8	IGLESIAS	32.472	27	RADER	57.536	61	POMBO	1:00.262	21	8	IGLESIAS	2:30.131	2:30.980	0.849
22	18	BACON	32.776	57	GONZALEZ	58.152	8	IGLESIAS	1:00.631	22	18	BACON	2:32.032	2:32.553	0.521
23	57	GONZALEZ	32.876	18	BACON	58.219	9	BOEHM	1:00.648	23	61	POMBO	2:32.248	2:32.610	0.362
24	9	BOEHM	33.492	60	MEJIA	58.308	60	MEJIA	1:00.897	24	57	GONZALEZ	2:32.366	2:32.748	0.382
25	60	MEJIA	33.551	61	POMBO	58.335	18	BACON	1:01.037	25	9	BOEHM	2:32.660	2:33.398	0.738
26	33	FORBUSH	33.597	9	BOEHM	58.520	57	GONZALEZ	1:01.338	26	60	MEJIA	2:32.756	2:33.101	0.345
27	61	POMBO	33.651	59	HERNANDEZ	58.766	59	HERNANDEZ	1:01.370	27	59	HERNANDEZ	2:33.927	2:33.927	0.000
28	59	HERNANDEZ	33.791	07	DASILVA	59.578	07	DASILVA	1:01.542	28	07	DASILVA	2:35.303	2:36.316	1.013
29	07	DASILVA	34.183	33	FORBUSH	59.720	25	GROENKE	1:01.866	29	33	FORBUSH	2:35.953	2:36.513	0.560
30	25	GROENKE	34.275	178	NEWCOMBE	59.930	178	NEWCOMBE	1:02.507	30	178	NEWCOMBE	2:36.829	2:37.274	0.445
31	178	NEWCOMBE	34.392	25	GROENKE	1:01.492	33	FORBUSH	1:02.636	31	25	GROENKE	2:37.633		
32	24	SURZYSHYN	39.681	24	SURZYSHYN	1:03.875	24	SURZYSHYN	1:03.146	32	24	SURZYSHYN	2:46.702		
33				22	ESSMA	1:11.923				33	22	ESSMA			
34															

Weather / Track : Cloudy / Dry

Circuit of the Americas

Circuit Length = 5.513 km

Start: 15:27 Flag 16:08 End: 16:14

Results can be found at www.tsl-timing.com

Printed - 16:26 Saturday, March 7, 2020

Circuit of the Americas

TC America - TCR TCA TC

RACE 1 - BEST SPEEDS

INTERMEDIATE 1				INTERMEDIATE 2			FINISH LINE		
POS	NO	NAME	KPH	NO	NAME	KPH	NO	NAME	KPH
1				71	HURCZYN	237.3			
2				51	REGER	236.8			
3				72	VINCENT	235.8			
4				74	MAXSON	233.2			
5				04	MOSES	231.2			
6				99	GONZALEZ JR	230.7			
7				17	SMTHSON	228.8			
8				23	FEDERL	226.8			
9				31	SCHWARTZ	225.4			
10				94	HULL	225.4			
11				36	CLAY	224.5			
12				78	RICCA	224.5			
13				52	CAPIZZI	223.1			
14				48	HODGEN	223.1			
15				20	SLONAKER	223.1			
16				11	BLOOM	223.1			
17				26	GRAHOVEC	222.2			
18				8	IGLESIAS	220.8			
19				27	RADER	219.0			
20				21	ROBSON	218.6			
21				93	HERTEL	218.6			
22				60	MEJIA	204.1			
23				18	BACON	203.3			
24				57	GONZALEZ	202.6			
25				33	FORBUSH	201.8			
26				9	BOEHM	201.4			
27				25	GROENKE	200.7			
28				61	POMBO	200.3			
29				59	HERNANDEZ	199.2			
30				178	NEWCOMBE	199.2			
31				07	DASILVA	196.7			
32				24	SURZYSHYN	193.2			
33				22	ESSMA	148.5			
34									

Weather / Track : Cloudy / Dry

Results can be found at www.tsl-timing.com

Circuit of the Americas
Circuit Length = 5.513 km
Start: 15:27 Flag 16:08 End: 16:14

Printed - 16:26 Saturday, March 7, 2020

Circuit of the Americas

TC America - TCR TCA TC

RACE 1 - STATISTICS

Competitors Started 33
Planned Start 2020-03-07 @ 15:25:00.000
Actual Start 2020-03-07 @ 15:27:44.369
Finish Time 2020-03-07 @ 16:08:46.188
Track Length 5.513km
Total Laps 488
Total Distance Covered 2690.344km

Session Fastest Lap History

NO	CL	NAME	LAP TIME	TIME OF DAY	LAP	VEHICLE
74	TCR	Tyler MAXSON	2:18.982	15:32:19.279	2	Hyundai Veloster N TCR
51	TCR	Nikko REGER	2:18.843	15:32:20.285	2	Hyundai Veloster N TCR
74	TCR	Tyler MAXSON	2:18.703	15:40:43.548	5	Hyundai Veloster N TCR

Session Leader History

NO	CL	NAME	FROM LAP	LAPS LED	DISTANCE	VEHICLE
74	TCR	Tyler MAXSON	1	17	93.43 km	Hyundai Veloster N TCR

Flag History

TYPE	TIME OF DAY
GREEN	15:27:44.369
FCY	15:34:38.753
SAFETY	15:35:29.724
GREEN	15:38:21.932
GREEN	15:38:21.941
FINISH	16:08:46.188

Flag Statistics

TYPE	COUNT	TOTAL LAPS	TOTAL TIME
Green	3	16	43:16.322
Red	0	0	0.000
Safety Car	1	0	2:52.208
FCY	1	1	50.970

Weather / Track : Cloudy / Dry

Circuit of the Americas
TC America - TCR TCA TC
RACE 1 - STATISTICS

CLASS : TC

14 Starters

Fastest Lap History

NO	NAME	LAP TIME	TIME OF DAY	LAP	VEHICLE
31	Johan SCHWARTZ	2:26.476	15:33:10.811	2	BMW M240iR Cup
31	Johan SCHWARTZ	2:26.144	15:43:24.582	6	BMW M240iR Cup
26	Toby GRAHOVEC	2:26.060	15:43:25.907	6	BMW M240iR Cup
26	Toby GRAHOVEC	2:25.997	15:50:44.470	9	BMW M240iR Cup

Leader History

NO	NAME	FROM LAP	LAPS LED	DISTANCE	VEHICLE
31	Johan SCHWARTZ	1	10	54.84 km	BMW M240iR Cup
36	James CLAY	11	7	38.59 km	BMW M240iR Cup

Weather / Track : Cloudy / Dry

Results can be found at www.tsl-timing.com

Page 2 of 4

Circuit of the Americas
Circuit Length = 5.513 km
Start: 15:27 Flag 16:08 End: 16:14

Printed - 16:27 Saturday, March 7, 2020

Circuit of the Americas
TC America - TCR TCA TC
RACE 1 - STATISTICS

CLASS : TCA

12 Starters

Fastest Lap History

NO	NAME	LAP TIME	TIME OF DAY	LAP	VEHICLE
57	Tyler GONZALEZ	2:34.515	15:33:31.144	2	Hyundai Veloster Turbo
18	Caleb BACON	2:33.561	15:33:32.976	2	Hyundai Veloster Turbo
61	Mark POMBO	2:32.610	15:41:26.505	5	MINI Cooper JCW
18	Caleb BACON	2:32.553	15:46:27.317	7	Hyundai Veloster Turbo

Leader History

NO	NAME	FROM LAP	LAPS LED	DISTANCE	VEHICLE
57	Tyler GONZALEZ	1	16	87.91 km	Hyundai Veloster Turbo

Weather / Track : Cloudy / Dry

Results can be found at www.tsl-timing.com

Page 3 of 4

Circuit of the Americas
Circuit Length = 5.513 km
Start: 15:27 Flag 16:08 End: 16:14

Printed - 16:27 Saturday, March 7, 2020

Circuit of the Americas
TC America - TCR TCA TC
RACE 1 - STATISTICS

CLASS : TCR

7 Starters

Fastest Lap History

NO	NAME	LAP TIME	TIME OF DAY	LAP	VEHICLE
74	Tyler MAXSON	2:18.982	15:32:19.279	2	Hyundai Veloster N TCR
51	Nikko REGER	2:18.843	15:32:20.285	2	Hyundai Veloster N TCR
74	Tyler MAXSON	2:18.703	15:40:43.548	5	Hyundai Veloster N TCR

Leader History

NO	NAME	FROM LAP	LAPS LED	DISTANCE	VEHICLE
74	Tyler MAXSON	1	17	93.43 km	Hyundai Veloster N TCR

Weather / Track : Cloudy / Dry

Results can be found at www.tsl-timing.com

Page 4 of 4

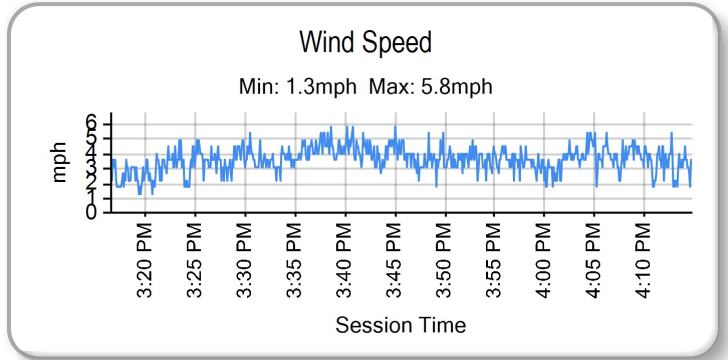
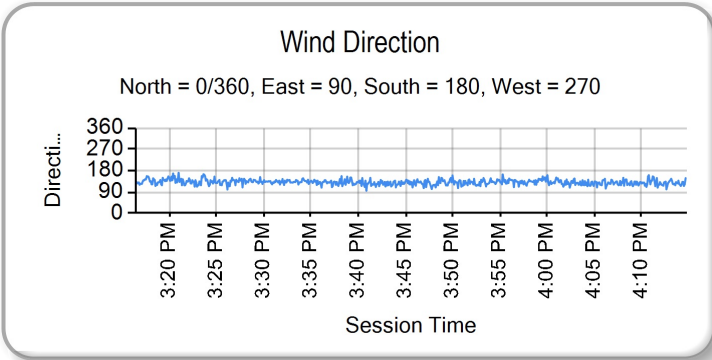
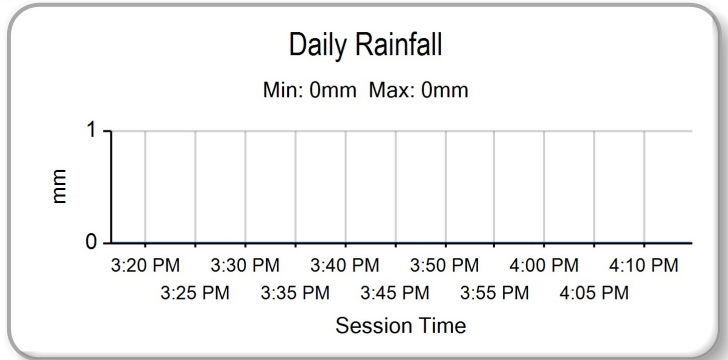
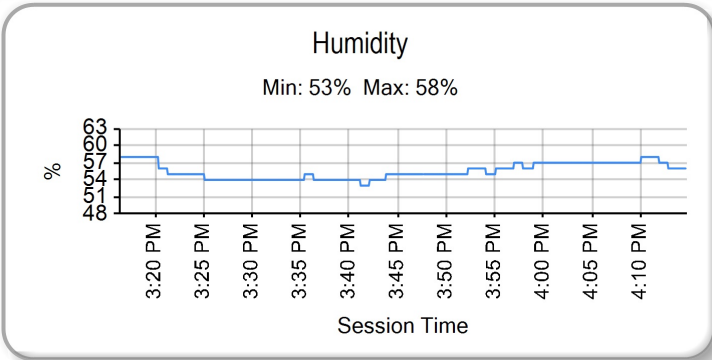
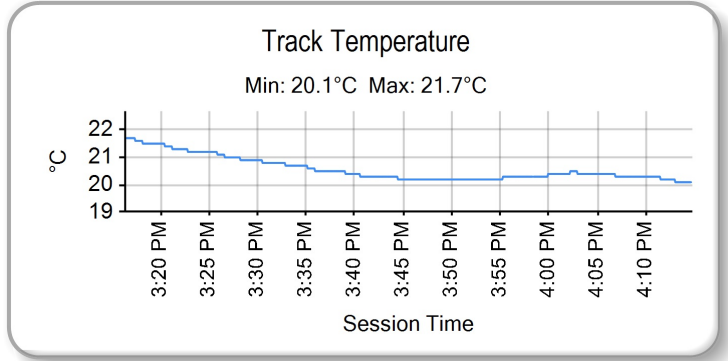
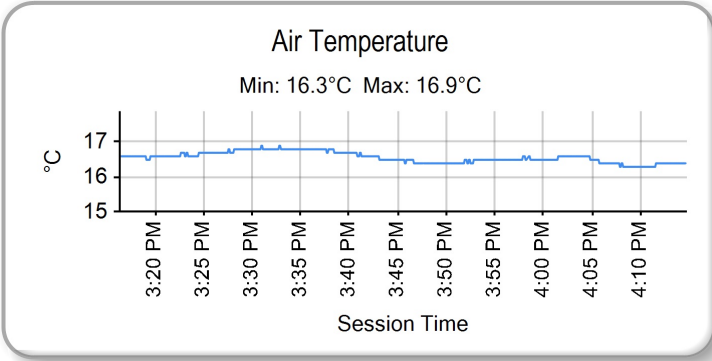
Circuit of the Americas
Circuit Length = 5.513 km
Start: 15:27 Flag 16:08 End: 16:14

Printed - 16:27 Saturday, March 7, 2020

Circuit of the Americas

TC America - TCR TCA TC

RACE 1 - WEATHER CONDITIONS



Weather / Track : Cloudy / Dry

Results can be found at www.tsl-timing.com

Circuit of the Americas
Circuit Length = 5.513 km
Start: 15:27 Flag 16:08 End: 16:14

Printed - 16:27 Saturday, March 7, 2020

Circuit of the Americas

TC America - TCR TCA TC

RACE 2 - GRID (40 minutes)



ROW 27	54	24 Damon SURZYSHYN	53	25 PJ GROENKE
ROW 26	52	22 Joey ESSMA	51	178 Jonathan NEWCOMBE
ROW 25	50	33 Malt FORBUSH	49	07 Jose DASILVA
ROW 24	48	59 Juan Diego HERNANDEZ	47	9 Kevin BOEHM
ROW 23	46	60 Tomas MEJIA	45	57 Tyler GONZALEZ
ROW 22	44	61 Mark POMBO	43	18 Caleb BACON
ROW 21				
ROW 20				
ROW 19				
ROW 18				
ROW 17				
ROW 16	32	8 Ruben IGLESIAS	31	27 John RADER
ROW 15	30	21 Bruce ROBSON	29	93 Karl HERTEL
ROW 14	28	20 Rob SLONAKER	27	48 Zane HODGEN
ROW 13	26	11 Phil BLOOM	25	94 Chandler HULL
ROW 12	24	52 Tom CAPIZZI	23	78 Jeff RICCA
ROW 11	22	23 Joseph FEDERL	21	36 James CLAY
ROW 10	20	31 Johan SCHWARTZ	19	26 Toby GRAHOVEC
ROW 9				
ROW 8				
ROW 7				
ROW 6				
ROW 5				
ROW 4	8	5 Roy BLOCK	7	04 CJ MOSES
ROW 3	6	17 Scott SMITHSON	5	99 Victor GONZALEZ JR
ROW 2	4	71 Michael HURCZYN	3	72 Nate VINCENT
ROW 1	2	51 Nikko REGER	1	74 Tyler MAXSON

Pole

Car 5 (TCR) - 5 position grid penalty from Race 1. SR 16.1
 Car 11 (TC) - 3 position grid penalty from Race 1. SR 16.1
 Car 24 (TCA) - 5 position grid penalty from Race 1. SR 16.1

Circuit of the Americas
 Circuit Length = 5.513 km

These results are provisional until the conclusion of any judicial and technical matters.

Race Director :	Stewards :	Timekeeper :
-----------------	------------	--------------

Results can be found at www.tsl-timing.com

Printed - 08:09 Sunday, March 8, 2020



Circuit of the Americas

TC America - TCR TCA TC

RACE 2 - CLASSIFICATION - FINAL



POS	NO	CL	PIC DRIVER / TEAM	CAR	LAPS	TIME	GAP	DIFF	KPH	BEST	ON
1	74	TCR	1 Tyler MAXSON (USA) Copeland Motorsports	Hyundai Veloster N TCR	18	42:00.206			141.33	2:18.404	3
2	51	TCR	2 Nikko REGER (USA) Copeland Motorsports	Hyundai Veloster N TCR	18	42:06.119	5.913	5.913	141.00	2:18.643	2
3	72	TCR	3 Nate VINCENT (USA) FCP Euro	Volkswagen Golf GTI	18	42:16.094	15.888	9.975	140.45	2:19.816	3
4	71	TCR	4 Michael HURCZYN (USA) FCP Euro	Volkswagen Golf GTI	18	42:28.628	28.422	12.534	139.76	2:20.175	2
5	99	TCR	5 Victor GONZALEZ JR (PRI) VGMRC Racing	Honda Civic Type-R	18	42:39.339	39.133	10.711	139.17	2:20.815	2
6	5	TCR	6 Roy BLOCK (ARG) KMW Motorsports w/ TMR Engineering	Alfa Romeo Giulietta	18	42:45.968	45.762	6.629	138.81	2:20.718	3
7	17	TCR	7 Scott SMITHSON (USA) DXDT Racing	Honda Civic Type-R	18	43:22.491	1:22.285	36.523	136.87	2:22.220	7
8	04	TCR	8 CJ MOSES (USA) DXDT Racing	Honda Civic Type-R	18	43:44.569	1:44.363	22.078	135.71	2:23.477	6
9	23	TC	1 Joseph FEDERL (USA) TechSport Racing	Nissan 370z	17	42:04.246	1 Lap	1 Lap	133.25	2:25.495	3
10	26	TC	2 Toby GRAHOVEC (USA) Classic BMW	BMW M240iR Cup	17	42:08.177	1 Lap	3.931	133.04	2:25.723	3
11	36	TC	3 James CLAY (USA) Bimmerworld	BMW M240iR Cup	17	42:10.664	1 Lap	2.487	132.91	2:26.296	4
12	31	TC	4 Johan SCHWARTZ (DNK) Hard Motorsport	BMW M240iR Cup	17	42:10.915	1 Lap	0.251	132.89	2:25.882	3
13	94	TC	5 Chandler HULL (USA) BimmerWorld	BMW M240iR Cup	17	42:14.020	1 Lap	3.105	132.73	2:26.404	3
14	52	TC	6 Tom CAPIZZI (USA) Auto Technic Racing	BMW M240iR Cup	17	42:22.957	1 Lap	8.937	132.27	2:26.753	5
15	11	TC	7 Phil BLOOM (USA) Classic BMW	BMW M240iR Cup	17	42:34.115	1 Lap	11.158	131.69	2:27.320	2
16	48	TC	8 Zane HODGEN (USA) Lone Star Racing	BMW M235iR Cup	17	42:39.043	1 Lap	4.928	131.43	2:27.165	3
17	20	TC	9 Rob SLONAKER (USA) Auto Technic Racing	BMW M240iR Cup	17	42:39.201	1 Lap	0.158	131.43	2:27.762	2
18	21	TC	10 Bruce ROBSON (USA) Auto Technic Racing	BMW M240iR Cup	17	43:12.223	1 Lap	33.022	129.75	2:29.380	7
19	27	TC	11 John RADER (USA) Classic BMW	BMW M240iR Cup	17	43:48.210	1 Lap	35.987	127.97	2:30.584	13
20	8	TC	12 Ruben IGLESIAS (PRI) VGMRC Racing	Honda Civic Type-R	17	44:07.622	1 Lap	19.412	127.04	2:31.061	11
21	60	TCA	1 Tomas MEJIA (USA) MINI JCW Team	MINI Cooper JCW	17	44:14.260	1 Lap	6.638	126.72	2:33.261	4
22	9	TCA	2 Kevin BOEHRM (USA) Boehm Racing	Honda Civic Si	17	44:14.816	1 Lap	0.556	126.69	2:33.393	6
23	25	TCA	3 PJ GROENKE (CAN) TechSport Racing	Subaru BRZ tS	17	44:36.815	1 Lap	21.999	125.65	2:34.227	4
24	22	TCA	4 Joey ESSMA (USA) TechSport Racing	Subaru BRZ tS	16	42:05.421	2 Laps	1 Lap	125.33	2:33.922	4
25	61	TCA	5 Mark POMBO (USA) MINI JCW Team	MINI Cooper JCW	16	42:14.459	2 Laps	9.038	124.88	2:33.596	3
26	59	TCA	6 Juan Diego HERNANDEZ (GTM) VGMRC Racing	Honda Civic Si	16	42:30.433	2 Laps	15.974	124.10	2:34.147	5
27	57	TCA	7 Tyler GONZALEZ (USA) Copeland Motorsports	Hyundai Veloster Turbo	16	42:33.639	2 Laps	3.206	123.94	2:35.698	4
28	18	TCA	8 Caleb BACON (USA) CB Motorsports	Hyundai Veloster Turbo	16	42:57.938	2 Laps	24.299	122.77	2:36.982	4
29	07	TCA	9 Jose DASILVA (PRT) Ives Motorsports	Mazda Global MX5 Cup ND.2	16	42:59.767	2 Laps	1.829	122.68	2:36.877	2
30	33	TCA	10 Matt FORBUSH (USA) CB Motorsports	Hyundai Veloster Turbo	16	43:42.064	2 Laps	42.297	120.71	2:38.691	10
31	93	TC	13 Karl HERTEL (USA) Team HMA	Honda Civic Type-R	15	39:45.374	3 Laps	1 Lap	124.36	2:29.627	6
32	178	TCA	11 Jonathan NEWCOMBE (USA) VGMRC Racing	Honda Civic Si	13	38:49.672	5 Laps	2 Laps	110.30	2:34.804	3
NOT CLASSIFIED											
NC	24	TCA	Damon SURZYSHYN (CAN) TechSport Racing	Subaru BRZ tS	9	33:46.914	9 Laps	4 Laps	87.61	2:41.928	6
NC	78	TC	Jeff RICCA (USA) GenRacer/Ricca Autosport	Hyundai Veloster N TC	5	17:38.406	13 Laps	4 Laps	92.77	2:27.861	2

Circuit of the Americas
Circuit Length = 5.513 km
Start: 10:45 Flag 11:27 End: 11:33

Weather / Track : Bright / Dry

Race Director :	Stewards :	Timekeeper :
-----------------	------------	--------------



Circuit of the Americas

TC America - TCR TCA TC

RACE 2 - CLASSIFICATION - FINAL



FASTEST LAP

Pos	Class	Driver	Team	Laps	Time	Mph	Kph
74	TCR	Tyler MAXSON (USA)	Copeland Motorsports	3	2:18.404	89.10	143.39
23	TC	Joseph FEDERL (USA)	TechSport Racing	3	2:25.495	84.76	136.40
60	TCA	Tomas MEJIA (USA)	MINI JCW Team	4	2:33.261	80.46	129.49

Weather / Track : Bright / Dry

Circuit of the Americas
Circuit Length = 5.513 km
Start: 10:45 Flag 11:27 End: 11:33

Race Director :	Stewards :	Timekeeper :
-----------------	------------	--------------



Circuit of the Americas

TC America - TCR

RACE 2 - CLASSIFICATION - FINAL



POS	NO	CL	PIC	DRIVER / TEAM	CAR	LAPS	TIME	GAP	DIFF	KPH	BEST	ON
1	74	TCR	1	Tyler MAXSON (USA) Copeland Motorsports	Hyundai Veloster N TCR	18	42:00.206			141.33	2:18.404	3
2	51	TCR	2	Nikko REGER (USA) Copeland Motorsports	Hyundai Veloster N TCR	18	42:06.119	5.913	5.913	141.00	2:18.643	2
3	72	TCR	3	Nate VINCENT (USA) FCP Euro	Volkswagen Golf GTI	18	42:16.094	15.888	9.975	140.45	2:19.816	3
4	71	TCR	4	Michael HURCZYN (USA) FCP Euro	Volkswagen Golf GTI	18	42:28.628	28.422	12.534	139.76	2:20.175	2
5	99	TCR	5	Victor GONZALEZ JR (PRI) VGMC Racing	Honda Civic Type-R	18	42:39.339	39.133	10.711	139.17	2:20.815	2
6	5	TCR	6	Roy BLOCK (ARG) KMW Motorsports w/ TMR Engineering	Alfa Romeo Giulietta	18	42:45.968	45.762	6.629	138.81	2:20.718	3
7	17	TCR	7	Scott SMITHSON (USA) DXDT Racing	Honda Civic Type-R	18	43:22.491	1:22.285	36.523	136.87	2:22.220	7
8	04	TCR	8	CJ MOSES (USA) DXDT Racing	Honda Civic Type-R	18	43:44.569	1:44.363	22.078	135.71	2:23.477	6

FASTEST LAP

74	TCR	Tyler MAXSON (USA) Copeland Motorsports	Hyundai Veloster N TCR	3	2:18.404	89.10 mph	143.39 kph
----	-----	--------------------------------------------	------------------------	---	----------	-----------	------------

Weather / Track : Bright / Dry

Circuit of the Americas
Circuit Length = 5.513 km
Start: 10:45 Flag 11:27 End: 11:33

Race Director :	Stewards :	Timekeeper :
-----------------	------------	--------------

Results can be found at www.tsl-timing.com

Printed - 15:26 Sunday, March 8, 2020



Circuit of the Americas

TC America - TCA

RACE 2 - CLASSIFICATION - FINAL



POS	NO	CL	PIC	DRIVER / TEAM	CAR	LAPS	TIME	GAP	DIFF	KPH	BEST	ON
1	60	TCA	1	Tomas MEJIA (USA) MINI JCW Team	MINI Cooper JCW	17	44:14.260			126.72	2:33.261	4
2	9	TCA	2	Kevin BOEHM (USA) Boehm Racing	Honda Civic Si	17	44:14.816	0.556	0.556	126.69	2:33.393	6
3	25	TCA	3	PJ GROENKE (CAN) TechSport Racing	Subaru BRZ tS	17	44:36.815	22.555	21.999	125.65	2:34.227	4
4	22	TCA	4	Joey ESSMA (USA) TechSport Racing	Subaru BRZ tS	16	42:05.421	1 Lap	1 Lap	125.33	2:33.922	4
5	61	TCA	5	Mark POMBO (USA) MINI JCW Team	MINI Cooper JCW	16	42:14.459	1 Lap	9.038	124.88	2:33.596	3
6	59	TCA	6	Juan Diego HERNANDEZ (GTM) VGMC Racing	Honda Civic Si	16	42:30.433	1 Lap	15.974	124.10	2:34.147	5
7	57	TCA	7	Tyler GONZALEZ (USA) Copeland Motorsports	Hyundai Veloster Turbo	16	42:33.639	1 Lap	3.206	123.94	2:35.698	4
8	18	TCA	8	Caleb BACON (USA) CB Motorsports	Hyundai Veloster Turbo	16	42:57.938	1 Lap	24.299	122.77	2:36.982	4
9	07	TCA	9	Jose DASILVA (PRT) Ives Motorsports	Mazda Global MX5 Cup ND.2	16	42:59.767	1 Lap	1.829	122.68	2:36.877	2
10	33	TCA	10	Matt FORBUSH (USA) CB Motorsports	Hyundai Veloster Turbo	16	43:42.064	1 Lap	42.297	120.71	2:38.691	10
11	178	TCA	11	Jonathan NEWCOMBE (USA) VGMC Racing	Honda Civic Si	13	38:49.672	4 Laps	3 Laps	110.30	2:34.804	3
NOT CLASSIFIED												
NC	24	TCA		Damon SURZYSHYN (CAN) TechSport Racing	Subaru BRZ tS	9	33:46.914	8 Laps	4 Laps	87.61	2:41.928	6
FASTEST LAP												
	60	TCA		Tomas MEJIA (USA) MINI JCW Team	MINI Cooper JCW	4	2:33.261		80.46 mph		129.49 kph	

Weather / Track : Bright / Dry

Circuit of the Americas
Circuit Length = 5.513 km
Start: 10:45 Flag 11:27 End: 11:33

Race Director :	Stewards :	Timekeeper :
-----------------	------------	--------------

Results can be found at www.tsl-timing.com

Printed - 15:25 Sunday, March 8, 2020



Circuit of the Americas

TC America - TC

RACE 2 - CLASSIFICATION - FINAL



POS	NO	CL	PIC	DRIVER / TEAM	CAR	LAPS	TIME	GAP	DIFF	KPH	BEST	ON
1	23	TC	1	Joseph FEDERL (USA) TechSport Racing	Nissan 370z	17	42:04.246			133.25	2:25.495	3
2	26	TC	2	Toby GRAHOVEC (USA) Classic BMW	BMW M240iR Cup	17	42:08.177	3.931	3.931	133.04	2:25.723	3
3	36	TC	3	James CLAY (USA) Bimmerworld	BMW M240iR Cup	17	42:10.664	6.418	2.487	132.91	2:26.296	4
4	31	TC	4	Johan SCHWARTZ (DNK) Hard Motorsport	BMW M240iR Cup	17	42:10.915	6.669	0.251	132.89	2:25.882	3
5	94	TC	5	Chandler HULL (USA) BimmerWorld	BMW M240iR Cup	17	42:14.020	9.774	3.105	132.73	2:26.404	3
6	52	TC	6	Tom CAPIZZI (USA) Auto Technic Racing	BMW M240iR Cup	17	42:22.957	18.711	8.937	132.27	2:26.753	5
7	11	TC	7	Phil BLOOM (USA) Classic BMW	BMW M240iR Cup	17	42:34.115	29.869	11.158	131.69	2:27.320	2
8	48	TC	8	Zane HODGEN (USA) Lone Star Racing	BMW M235iR Cup	17	42:39.043	34.797	4.928	131.43	2:27.165	3
9	20	TC	9	Rob SLONAKER (USA) Auto Technic Racing	BMW M240iR Cup	17	42:39.201	34.955	0.158	131.43	2:27.762	2
10	21	TC	10	Bruce ROBSON (USA) Auto Technic Racing	BMW M240iR Cup	17	43:12.223	1:07.977	33.022	129.75	2:29.380	7
11	27	TC	11	John RADER (USA) Classic BMW	BMW M240iR Cup	17	43:48.210	1:43.964	35.987	127.97	2:30.584	13
12	8	TC	12	Ruben IGLESIAS (PRI) VGMC Racing	Honda Civic Type-R	17	44:07.622	2:03.376	19.412	127.04	2:31.061	11
13	93	TC	13	Karl HERTEL (USA) Team HMA	Honda Civic Type-R	15	39:45.374	2 Laps	2 Laps	124.36	2:29.627	6

NOT CLASSIFIED

NC	78	TC		Jeff RICCA (USA) GenRacer/Ricca Autosport	Hyundai Veloster N TC	5	17:38.406	12 Laps	10 Laps	92.77	2:27.861	2
----	----	----	--	----------------------------------------------	-----------------------	---	-----------	---------	---------	-------	----------	---

FASTEST LAP

	23	TC		Joseph FEDERL (USA) TechSport Racing	Nissan 370z	3	2:25.495			84.76 mph	136.40 kph	
--	----	----	--	-----------------------------------------	-------------	---	----------	--	--	-----------	------------	--

Weather / Track : Bright / Dry

Circuit of the Americas
Circuit Length = 5.513 km
Start: 10:45 Flag 11:27 End: 11:33

Race Director :	Stewards :	Timekeeper :
-----------------	------------	--------------

Results can be found at www.tsl-timing.com

Printed - 15:24 Sunday, March 8, 2020



Circuit of the Americas

TC America - TCR TCA TC

RACE 2 - LAP CHART

LAP 1 @ 10:47:56.758			LAP 2 @ 10:50:15.293			LAP 3 @ 10:52:33.697			LAP 4 @ 10:54:52.347			LAP 5 @ 10:57:11.417		
NO	BEHIND	LAP TIME	NO	BEHIND	LAP TIME	NO	BEHIND	LAP TIME	NO	BEHIND	LAP TIME	NO	BEHIND	LAP TIME
74		2:17.449	74		2:18.535	74		2:18.404	74		2:18.650	74		2:19.070
51	0.457	2:17.906	51	0.565	2:18.643	51	1.138	2:18.977	51	1.328	2:18.840	51	1.265	2:19.007
71	1.892	2:19.341	71	3.532	2:20.175	72	5.429	2:19.816	72	6.843	2:20.064	72	8.454	2:20.681
72	2.671	2:20.120	72	4.017	2:19.881	71	6.603	2:21.475	71	8.711	2:20.758	71	10.631	2:20.990
99	4.293	2:21.742	99	6.573	2:20.815	99	9.082	2:20.913	99	12.202	2:21.770	99	14.082	2:20.950
5	9.009	2:26.458	5	12.250	2:21.776	5	14.564	2:20.718	5	16.929	2:21.015	5	19.305	2:21.446
04	13.125	2:30.574	04	20.599	2:26.009	04	29.520	2:27.325	17	37.810	2:26.572	17	43.115	2:24.375
17	14.256	2:31.705	17	21.007	2:25.286	17	29.888	2:27.285	04	38.507	2:27.637	04	44.465	2:25.028
31	39.850	2:57.299	31	47.224	2:25.909	31	54.702	2:25.882	31	1:02.614	2:26.562	31	1:10.289	2:26.745
26	40.158	2:57.607	26	47.776	2:26.153	26	55.095	2:25.723	26	1:02.923	2:26.478	23	1:10.655	2:26.431
23	41.173	2:58.622	23	48.938	2:26.300	23	56.029	2:25.495	23	1:03.294	2:25.915	26	1:11.032	2:27.179
36	41.524	2:58.973	36	49.443	2:26.454	36	57.402	2:26.363	36	1:05.048	2:26.296	36	1:12.878	2:26.900
94	41.897	2:59.346	94	49.903	2:26.541	94	57.903	2:26.404	94	1:05.918	2:26.665	94	1:13.613	2:26.765
78	42.341	2:59.790	78	51.667	2:27.861	52	1:01.367	2:27.636	52	1:09.896	2:27.179	52	1:17.579	2:26.753
52	43.502	3:00.951	52	52.135	2:27.168	78	1:02.248	2:28.985	11	1:13.805	2:29.667	48	1:23.450	2:28.434
11	44.016	3:01.465	11	52.801	2:27.320	11	1:02.788	2:28.391	48	1:14.086	2:27.631	11	1:23.847	2:29.112
20	46.838	3:04.287	20	56.065	2:27.762	48	1:05.105	2:27.165	20	1:15.114	2:27.806	20	1:24.214	2:28.170
48	47.071	3:04.520	48	56.344	2:27.808	20	1:05.958	2:28.297	21	1:24.511	2:29.533	21	1:35.186	2:29.745
93	48.311	3:05.760	93	1:00.075	2:30.299	93	1:13.138	2:31.467	93	1:26.689	2:32.201	93	1:38.067	2:30.448
21	49.150	3:06.599	21	1:01.120	2:30.505	21	1:13.628	2:30.912	27	1:31.367	2:32.890	27	1:44.468	2:32.171
27	50.143	3:07.592	27	1:02.944	2:31.336	27	1:17.127	2:32.587	8	1:36.866	2:32.321	8	1:51.376	2:33.580
8	52.949	3:10.398	8	1:08.004	2:33.590	8	1:23.195	2:33.595	78	1:38.324	2:54.726 P	60	1:55.041	2:33.586
60	54.918	3:12.367	60	1:10.455	2:34.072	60	1:25.914	2:33.863	60	1:40.525	2:33.261	9	1:55.728	2:33.410
9	55.223	3:12.672	9	1:10.809	2:34.121	9	1:26.330	2:33.925	9	1:41.388	2:33.708	22	2:01.785	2:34.506
22	57.590	3:15.039	22	1:14.847	2:35.792	22	1:31.077	2:34.634	22	1:46.349	2:33.922	25	2:02.504	2:34.351
59	57.926	3:15.375	25	1:15.649	2:35.878	25	1:31.646	2:34.401	25	1:47.223	2:34.227	61	2:06.446	2:33.902
25	58.306	3:15.755	59	1:18.158	2:38.767	178	1:34.938	2:34.804	61	1:51.614	2:34.641	59	2:07.621	2:34.147
57	59.713	3:17.162	178	1:18.538	2:35.967	61	1:35.623	2:33.596	59	1:52.544	2:35.254	178	2:09.114	2:34.960
18	1:00.588	3:18.037	57	1:19.715	2:38.537	59	1:35.940	2:36.186	178	1:53.224	2:36.936	57	2:11.829	2:35.821
178	1:01.106	3:18.555	61	1:20.431	2:35.020	57	1:38.030	2:36.719	57	1:55.078	2:35.698	07	2:18.296	2:37.445
33	1:03.888	3:21.337	18	1:22.134	2:40.081	07	1:41.694	2:37.563	07	1:59.921	2:36.877			
61	1:03.946	3:21.395	07	1:22.535	2:36.877	18	1:42.682	2:38.952	18	2:01.014	2:36.982			
07	1:04.193	3:21.642	33	1:25.868	2:40.515	33	1:46.955	2:39.491	33	2:07.928	2:39.623			
24	1:06.644	3:24.093	24	1:31.416	2:43.307	24	1:55.274	2:42.262	24	2:18.754	2:42.130			

Weather / Track : Bright / Dry

Circuit of the Americas
 Circuit Length = 5.513 km
 Start: 10:45 Flag 11:27 End: 11:33

Circuit of the Americas

TC America - TCR TCA TC

RACE 2 - LAP CHART

LAP 6 @ 10:59:30.904			LAP 7 @ 11:01:51.259			LAP 8 @ 11:04:12.407			LAP 9 @ 11:06:32.885			LAP 10 @ 11:08:52.827		
NO	BEHIND	LAP TIME	NO	BEHIND	LAP TIME	NO	BEHIND	LAP TIME	NO	BEHIND	LAP TIME	NO	BEHIND	LAP TIME
74		2:19.487	74		2:20.355	74		2:21.148	74		2:20.478	74		2:19.942
18	1 Lap	2:37.697	61	1 Lap	2:34.071	60	1 Lap	2:33.716	51	2:704	2:20.497	51	3:223	2:20.461
51	2:018	2:20.240	59	1 Lap	2:34.432	9	1 Lap	2:34.049	27	1 Lap	2:34.461	72	11.182	2:21.115
33	1 Lap	2:39.679	51	2:666	2:21.003	51	2:685	2:21.167	8	1 Lap	2:32.904	71	17.202	2:22.609
72	9.429	2:20.462	178	1 Lap	2:35.903	72	10:369	2:21.878	72	10:009	2:20.118	27	1 Lap	2:34.956
71	12.325	2:21.181	57	1 Lap	2:36.384	25	1 Lap	2:35.423	71	14.535	2:21.886	99	23.891	2:22.395
99	16.733	2:22.138	72	9.639	2:20.565	22	1 Lap	2:35.332	60	1 Lap	2:34.176	8	1 Lap	2:37.377
5	22.845	2:23.027	71	13.047	2:21.077	71	13.127	2:21.228	9	1 Lap	2:33.784	60	1 Lap	2:33.432
24	1 Lap	2:44.803	07	1 Lap	2:38.765	61	1 Lap	2:34.436	99	21.438	2:22.056	9	1 Lap	2:34.058
17	45.954	2:22.326	18	1 Lap	2:38.016	59	1 Lap	2:35.442	25	1 Lap	2:34.580	5	32.779	2:23.993
04	48.455	2:23.477	99	18.921	2:22.543	178	1 Lap	2:35.818	22	1 Lap	2:35.042	25	1 Lap	2:34.558
31	1:17.481	2:26.679	5	24.803	2:22.313	99	19.860	2:22.087	61	1 Lap	2:33.883	22	1 Lap	2:34.626
23	1:17.736	2:26.568	33	1 Lap	2:41.981	57	1 Lap	2:36.851	5	28.728	2:23.110	61	1 Lap	2:34.234
26	1:18.513	2:26.968	24	1 Lap	2:41.928	5	26.096	2:22.441	59	1 Lap	2:36.516	59	1 Lap	2:35.477
36	1:20.223	2:26.832	17	47.819	2:22.220	18	1 Lap	2:38.284	57	1 Lap	2:36.498	17	57.378	2:25.523
94	1:20.965	2:26.839	04	51.960	2:23.860	07	1 Lap	2:39.640	178	1 Lap	2:40.958	57	1 Lap	2:38.537
52	1:25.504	2:27.412	23	1:25.081	2:27.700	17	49.001	2:22.330	17	51.797	2:23.274	04	1:05.734	2:25.008
48	1:31.922	2:27.959	31	1:25.085	2:27.959	33	1 Lap	2:39.577	18	1 Lap	2:38.005	07	1 Lap	2:37.501
11	1:32.197	2:27.837	26	1:25.271	2:27.113	04	55.344	2:24.532	07	1 Lap	2:38.050	18	1 Lap	2:38.990
20	1:32.753	2:28.026	78	2 Laps	6:47.044 P	24	1 Lap	2:49.297 P	04	1:00.668	2:25.802	33	1 Lap	2:39.708
21	1:45.729	2:30.030	36	1:26.855	2:26.987	23	1:30.881	2:26.948	33	1 Lap	2:40.666	23	1:43.706	2:26.583
93	1:48.207	2:29.627	94	1:27.682	2:27.072	26	1:31.258	2:27.135	23	1:37.065	2:26.662	26	1:44.181	2:26.679
27	1:57.321	2:32.340	52	1:32.175	2:27.026	31	1:31.673	2:27.736	26	1:37.444	2:26.664	31	1:44.860	2:26.719
8	2:05.020	2:33.131	48	1:39.211	2:27.644	36	1:32.484	2:26.777	31	1:38.083	2:26.888	36	1:45.264	2:26.612
60	2:09.295	2:33.741	11	1:39.406	2:27.564	94	1:33.369	2:26.835	36	1:38.594	2:26.588	94	1:47.998	2:28.071
9	2:09.634	2:33.393	20	1:40.370	2:27.972	52	1:38.139	2:27.112	94	1:39.869	2:26.978	52	1:52.530	2:27.191
25	2:17.385	2:34.368	21	1:54.754	2:29.380	11	1:46.466	2:28.208	52	1:45.281	2:27.620	11	2:01.316	2:27.734
22	2:17.878	2:35.580	93	1:59.062	2:31.210	20	1:47.944	2:28.722	11	1:53.524	2:27.536	48	2:03.810	2:27.986
			27	2:10.711	2:33.745	48	1:48.159	2:30.096	48	1:55.766	2:28.085	20	2:04.117	2:28.137
			8	2:17.170	2:32.505	21	2:03.609	2:30.003	20	1:55.922	2:28.456	178	1 Lap	3:49.510
						93	2:08.772	2:30.858	21	2:13.625	2:30.494			
									93	2:19.629	2:31.335			

Weather / Track : Bright / Dry

Circuit of the Americas
 Circuit Length = 5.513 km
 Start: 10:45 Flag 11:27 End: 11:33

Circuit of the Americas

TC America - TCR TCA TC

RACE 2 - LAP CHART

LAP 11 @ 11:11:12.956			LAP 12 @ 11:13:33.011			LAP 13 @ 11:15:53.665			LAP 14 @ 11:18:15.169			LAP 15 @ 11:20:36.326		
NO	BEHIND	LAP TIME	NO	BEHIND	LAP TIME	NO	BEHIND	LAP TIME	NO	BEHIND	LAP TIME	NO	BEHIND	LAP TIME
74		2:20.129	74		2:20.055	74		2:20.654	74		2:21.504	74		2:21.157
21	1 Lap	2:29.855	51	3.934	2:20.181	48	1 Lap	2:29.189	51	3.398	2:21.241	18	2 Laps	2:39.097
51	3.808	2:20.714	72	13.048	2:21.058	20	1 Lap	2:29.254	11	1 Lap	2:29.602	52	1 Lap	2:28.088
72	12.045	2:20.992	21	1 Lap	2:30.748	51	3.661	2:20.381	48	1 Lap	2:28.209	07	2 Laps	2:41.814
93	1 Lap	2:33.201	71	20.536	2:21.365	72	13.792	2:21.398	20	1 Lap	2:27.861	51	3.337	2:21.096
71	19.226	2:22.153	93	1 Lap	2:32.131	71	21.414	2:21.532	33	2 Laps	2:41.543	11	1 Lap	2:27.693
99	25.431	2:21.669	99	27.319	2:21.943	21	1 Lap	2:30.468	72	13.437	2:21.149	48	1 Lap	2:28.065
27	1 Lap	2:32.159	178	2 Laps	3:01.456	99	29.268	2:22.603	71	21.527	2:21.617	20	1 Lap	2:27.953
5	35.301	2:22.651	5	37.249	2:22.003	93	1 Lap	2:34.443	99	32.674	2:24.910	72	13.941	2:21.661
8	1 Lap	2:34.681	27	1 Lap	2:32.999	5	39.069	2:22.474	21	1 Lap	2:30.882	71	22.568	2:22.198
60	1 Lap	2:34.421	8	1 Lap	2:31.061	24	5 Laps	11:08.862	5	39.549	2:21.984	33	2 Laps	2:40.315
9	1 Lap	2:34.289	60	1 Lap	2:33.893	27	1 Lap	2:32.762	93	1 Lap	2:32.292	99	33.641	2:22.124
25	1 Lap	2:34.692	9	1 Lap	2:33.436	8	1 Lap	2:31.412	27	1 Lap	2:30.584	5	41.865	2:23.473
22	1 Lap	2:36.187	17	1:09.670	2:27.459	60	1 Lap	2:33.877	24	5 Laps	2:50.232 P	21	1 Lap	2:31.774
61	1 Lap	2:35.877	25	1 Lap	2:35.161	9	1 Lap	2:33.900	8	1 Lap	2:31.900	93	1 Lap	2:31.753
17	1:02.266	2:25.017	22	1 Lap	2:37.752	17	1:11.705	2:22.689	17	1:13.140	2:22.939	17	1:15.258	2:23.275
59	1 Lap	2:36.991	59	1 Lap	2:35.613	25	1 Lap	2:35.145	60	1 Lap	2:34.145	27	1 Lap	2:32.389
04	1:11.915	2:26.310	04	1:20.955	2:29.095	04	1:25.214	2:24.913	9	1 Lap	2:34.088	8	1 Lap	2:32.015
57	1 Lap	2:37.396	61	1 Lap	2:49.781	22	1 Lap	2:35.538	04	1:27.822	2:24.112	04	1:31.773	2:25.108
07	1 Lap	2:37.311	57	1 Lap	2:37.045	178	2 Laps	3:20.157	25	1 Lap	2:35.080	60	1 Lap	2:34.027
18	1 Lap	2:37.781	07	1 Lap	2:38.008	59	1 Lap	2:36.533	22	1 Lap	2:35.433	9	1 Lap	2:34.111
33	1 Lap	2:38.691	18	1 Lap	2:37.860	61	1 Lap	2:34.593	59	1 Lap	2:36.038	25	1 Lap	2:34.974
26	1:50.638	2:26.586	23	1:57.134	2:26.202	57	1 Lap	2:36.883	61	1 Lap	2:33.746	22	1 Lap	2:35.337
23	1:50.987	2:27.410	26	1:57.995	2:27.412	07	1 Lap	2:37.346	57	1 Lap	2:37.091	61	1 Lap	2:34.240
31	1:51.376	2:26.645	36	1:59.020	2:27.301	23	2:02.693	2:26.213	23	2:07.454	2:26.265	59	1 Lap	2:37.661
36	1:51.774	2:26.639	31	1:59.464	2:28.143	26	2:04.053	2:26.712	26	2:09.874	2:27.325	23	2:13.345	2:27.048
94	1:56.472	2:28.603	94	2:08.544	2:27.127	18	1 Lap	2:38.151	36	2:10.617	2:26.944	26	2:16.222	2:27.505
52	1:59.786	2:27.385	52	2:08.726	2:28.995	36	2:05.177	2:26.811	31	2:11.536	2:27.245	36	2:16.714	2:27.254
11	2:09.369	2:28.182	33	1 Lap	2:45.300	31	2:05.795	2:26.985	178	2 Laps	3:05.488	31	2:17.038	2:26.659
48	2:11.541	2:27.860	11	2:17.107	2:27.793	94	2:10.936	2:28.046	94	2:16.339	2:26.907			
20	2:12.225	2:28.237				52	2:15.811	2:27.739						

Weather / Track : Bright / Dry

Circuit of the Americas
 Circuit Length = 5.513 km
 Start: 10:45 Flag 11:27 End: 11:33

Circuit of the Americas

TC America - TCR TCA TC

RACE 2 - LAP CHART

LAP 16 @ 11:22:56.783			LAP 17 @ 11:25:17.773			LAP 18 @ 11:27:39.515		
NO	BEHIND	LAP TIME	NO	BEHIND	LAP TIME	NO	BEHIND	LAP TIME
74		2:20.457	74		2:20.990	74		2:21.742
57	2 Laps	2:37.694	26	1 Lap	2:27.397	23	1 Lap	2:27.561
94	1 Lap	2:27.220	31	1 Lap	2:27.118	22	2 Laps	2:36.074
51	4.546	2:21.666	36	1 Lap	2:28.400	51	5.913	2:22.223
52	1 Lap	2:27.965	51	5.432	2:21.876	26	1 Lap	2:27.541
72	15.468	2:21.984	93	2 Laps	3:48.349 P	36	1 Lap	2:28.533
18	2 Laps	2:37.925	94	1 Lap	2:27.372	31	1 Lap	2:29.742
11	1 Lap	2:27.980	59	2 Laps	2:45.386	94	1 Lap	2:27.229
07	2 Laps	2:40.619	52	1 Lap	2:28.526	61	2 Laps	2:36.404
48	1 Lap	2:29.107	72	16.358	2:21.880	72	15.888	2:21.272
20	1 Lap	2:29.444	57	2 Laps	2:37.849	52	1 Lap	2:28.211
71	24.758	2:22.647	11	1 Lap	2:29.120	71	28.422	2:22.220
99	35.484	2:22.300	71	27.944	2:24.176	59	2 Laps	2:40.615
5	43.620	2:22.212	20	1 Lap	2:28.683	57	2 Laps	2:37.474
33	2 Laps	2:40.980	48	1 Lap	2:29.784	11	1 Lap	2:28.911
21	1 Lap	2:30.617	99	38.159	2:23.665	48	1 Lap	2:29.501
17	1:17.056	2:22.255	18	2 Laps	2:41.047	20	1 Lap	2:30.134
27	1 Lap	2:31.582	07	2 Laps	2:40.654	99	39.133	2:22.716
178	3 Laps	3:59.160 P	5	44.217	2:21.587	5	45.762	2:23.287
04	1:35.978	2:24.662	21	1 Lap	2:30.125	18	2 Laps	2:41.033
8	1 Lap	2:35.527	33	2 Laps	2:40.956	07	2 Laps	2:39.655
60	1 Lap	2:33.974	17	1:18.800	2:22.734	21	1 Lap	2:30.553
9	1 Lap	2:33.961	27	1 Lap	2:32.027	17	1:22.285	2:25.227
25	1 Lap	2:35.806	04	1:40.687	2:25.699	33	2 Laps	2:51.702
22	1 Lap	2:34.627	8	1 Lap	2:34.929	04	1:44.363	2:25.418
23	2:19.211	2:26.323	60	1 Lap	2:33.731	27	1 Lap	2:31.630
61	1 Lap	2:34.640	9	1 Lap	2:34.015	8	1 Lap	2:36.696
			25	1 Lap	2:35.761	60	1 Lap	2:33.978
						9	1 Lap	2:33.896
						25	1 Lap	2:36.655

Weather / Track : Bright / Dry

Circuit of the Americas

TC America - TCR TCA TC

RACE 2 - POSITION CHART

No	Name	Lap																		
		Pos	1	2	3	4	5	6	7	8	9	10	11	12	13	14	15	16	17	18
74	MAXSON	1	74	74	74	74	74	74	74	74	74	74	74	74	74	74	74	74	74	74
51	REGER	2	51	51	51	51	51	51	51	51	51	51	51	51	51	51	51	51	51	51
72	VINCENT	3	71	71	72	72	72	72	72	72	72	72	72	72	72	72	72	72	72	72
71	HURCZYN	4	72	72	71	71	71	71	71	71	71	71	71	71	71	71	71	71	71	71
99	GONZALEZ JR	5	99	99	99	99	99	99	99	99	99	99	99	99	99	99	99	99	99	99
17	SMTHSON	6	5	5	5	5	5	5	5	5	5	5	5	5	5	5	5	5	5	
04	MOSES	7	04	04	04	17	17	17	17	17	17	17	17	17	17	17	17	17	17	
5	BLOCK	8	17	17	17	04	04	04	04	04	04	04	04	04	04	04	04	04	04	
26	GRAHOVEC	9	31	31	31	31	31	31	23	23	23	23	26	23	23	23	23	23	23	
31	SCHWARTZ	10	26	26	26	26	23	23	31	26	26	26	23	26	26	26	26	26	26	
36	CLAY	11	23	23	23	23	26	26	26	31	31	31	31	36	36	36	36	31	36	
23	FEDERL	12	36	36	36	36	36	36	36	36	36	36	36	31	31	31	31	36	31	
78	RICCA	13	94	94	94	94	94	94	94	94	94	94	94	94	94	94	94	94	94	
52	CAPIZZI	14	78	78	52	52	52	52	52	52	52	52	52	52	52	52	52	52	52	
94	HULL	15	52	52	78	11	48	48	48	11	11	11	11	11	11	11	11	11	11	
11	BLOOM	16	11	11	11	48	11	11	11	20	48	48	48	48	48	48	48	20	48	
48	HODGEN	17	20	20	48	20	20	20	20	48	20	20	20	20	20	20	20	48	20	
20	SLONAKER	18	48	48	20	21	21	21	21	21	21	21	21	21	21	21	21	21	21	
93	HERTEL	19	93	93	93	93	93	93	93	93	93	93	93	93	93	93	27	27	27	
21	ROBSON	20	21	21	21	27	27	27	27	27	27	27	27	27	27	27	8	8	8	
27	RADER	21	27	27	27	8	8	8	8	8	8	8	8	8	8	8	60	60	60	
8	IGLESIAS	22	8	8	8	78	60	60	60	60	60	60	60	60	60	60	9	9	9	
61	POMBO	23	60	60	60	60	9	9	9	9	9	9	9	9	9	9	25	25	25	
60	MEJIA	24	9	9	9	9	22	25	25	25	25	25	25	25	25	25	22	22	22	
9	BOEHM	25	22	22	22	22	25	22	22	22	22	22	22	22	22	22	61	61	61	
59	HERNANDEZ	26	59	25	25	25	61	61	61	61	61	61	59	59	59	61	93	59	59	
07	DASILVA	27	25	59	178	61	59	59	59	59	59	59	61	61	61	59	59	57	57	
178	NEWCOMBE	28	57	178	61	59	178	178	178	57	57	57	57	57	57	57	57	18	18	
22	ESSMA	29	18	57	59	178	57	57	57	178	07	07	07	07	18	18	18	07	07	
25	GROENKE	30	178	61	57	57	07	07	18	18	18	18	18	18	07	07	07	33	33	
24	SURZYSHYN	31	33	18	07	07	18	18	07	07	33	33	33	33	33	33	33	33	33	
57	GONZALEZ	32	61	07	18	18	33	33	33	33	178	178	178	178	178	178	178	178	178	
33	FORBUSH	33	07	33	33	33	24	24	24	24	24	24	24	24	24	24	24	24	24	
18	BACON	34	24	24	24	24	78	78	78	78	78	78	78	78	78	78	78	78	78	

Weather / Track : Bright / Dry

Circuit of the Americas
 Circuit Length = 5.513 km
 Start: 10:45 Flag 11:27 End: 11:33

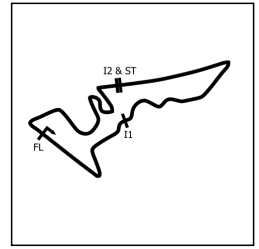
Results can be found at www.tsl-timing.com

Printed - 11:43 Sunday, March 8, 2020

Circuit of the Americas

TC America - TCR TCA TC

RACE 2 - SECTOR ANALYSIS



SECTOR 1 = FL to I1, SECTOR 2 = I1 to I2, SECTOR 3 = I2 to FL, DIFF = Difference To Personal Best Lap, P = Crossed Finish Line in Pit Lane, D = Time Disallowed

P1		74 TCR		Tyler MAXSON		Hyundai Veloster N TCR - Copeland Motorsports	
IDEAL LAP TIME : 2:18.053		BEST LAP TIME : 2:18.404		DIFFERENCE : 0.351			
LAP	SECTOR 1	SECTOR 2	SECTOR 3	LAP TIME	KPH	DIFF	TIME OF DAY
1 -		231.7	56.382	2:17.449	144.39		10:47:56.758
2 -	29.978	52.721 232.2	55.836	2:18.535 (2)	143.26	0.131	10:50:15.293
3 -	29.791	52.562 233.7	56.051	2:18.404 (1)	143.39		10:52:33.697
4 -	29.655	52.955 232.7	56.040	2:18.650 (3)	143.14	0.246	10:54:52.347
5 -	29.714	52.908 233.2	56.448	2:19.070	142.71	0.666	10:57:11.417
6 -	29.749	53.027 231.7	56.711	2:19.487	142.28	1.083	10:59:30.904
7 -	29.779	53.436 232.2	57.140	2:20.355	141.40	1.951	11:01:51.259
8 -	30.791	53.457 230.2	56.900	2:21.148	140.60	2.744	11:04:12.407
9 -	29.956	53.653 231.2	56.869	2:20.478	141.28	2.074	11:06:32.885
10 -	29.845	53.411 232.2	56.686	2:19.942	141.82	1.538	11:08:52.827
11 -	29.977	53.391 232.2	56.761	2:20.129	141.63	1.725	11:11:12.956
12 -	29.805	53.487 232.2	56.763	2:20.055	141.70	1.651	11:13:33.011
13 -	29.831	53.258 230.7	57.565	2:20.654	141.10	2.250	11:15:53.665
14 -	29.893	54.722 231.7	56.889	2:21.504	140.25	3.100	11:18:15.169
15 -	29.871	53.169 234.2	58.117	2:21.157	140.60	2.753	11:20:36.326
16 -	30.010	53.361 232.7	57.086	2:20.457	141.30	2.053	11:22:56.783
17 -	29.844	53.927 230.7	57.219	2:20.990	140.76	2.586	11:25:17.773
18 -	30.383	53.795 233.2	57.564	2:21.742	140.02	3.338	11:27:39.515

P2		51 TCR		Nikko REGER		Hyundai Veloster N TCR - Copeland Motorsports	
IDEAL LAP TIME : 2:18.306		BEST LAP TIME : 2:18.643		DIFFERENCE : 0.337			
LAP	SECTOR 1	SECTOR 2	SECTOR 3	LAP TIME	KPH	DIFF	TIME OF DAY
1 -		232.7	56.282	2:17.906	143.91		10:47:57.215
2 -	30.028	52.628 235.2	55.987	2:18.643 (1)	143.15		10:50:15.858
3 -	29.881	52.516 234.2	56.580	2:18.977 (3)	142.80	0.334	10:52:34.835
4 -	29.886	52.673 234.7	56.281	2:18.840 (2)	142.94	0.197	10:54:53.675
5 -	29.881	52.600 234.2	56.526	2:19.007	142.77	0.364	10:57:12.682
6 -	29.803	53.447 233.2	56.990	2:20.240	141.52	1.597	10:59:32.922
7 -	30.419	53.581 234.7	57.003	2:21.003	140.75	2.360	11:01:53.925
8 -	30.044	54.008 233.2	57.115	2:21.167	140.59	2.524	11:04:15.092
9 -	29.961	53.144 233.2	57.392	2:20.497	141.26	1.854	11:06:35.589
10 -	29.996	53.176 234.2	57.289	2:20.461	141.29	1.818	11:08:56.050
11 -	30.046	53.652 234.7	57.016	2:20.714	141.04	2.071	11:11:16.764
12 -	29.895	53.328 234.7	56.958	2:20.181	141.57	1.538	11:13:36.945
13 -	29.960	53.456 233.7	56.965	2:20.381	141.37	1.738	11:15:57.326
14 -	29.954	53.872 231.7	57.415	2:21.241	140.51	2.598	11:18:18.567
15 -	30.132	53.520 234.2	57.444	2:21.096	140.66	2.453	11:20:39.663
16 -	30.252	54.462 232.2	56.952	2:21.666	140.09	3.023	11:23:01.329
17 -	30.176	54.056 234.2	57.644	2:21.876	139.88	3.233	11:25:23.205
18 -	30.433	54.438 231.7	57.352	2:22.223	139.54	3.580	11:27:45.428

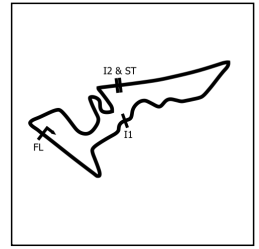
Weather / Track : Bright / Dry

Circuit of the Americas
 Circuit Length = 5.513 km
 Start: 10:45 Flag 11:27 End: 11:33

Circuit of the Americas

TC America - TCR TCA TC

RACE 2 - SECTOR ANALYSIS



SECTOR 1 = FL to I1, SECTOR 2 = I1 to I2, SECTOR 3 = I2 to FL, DIFF = Difference To Personal Best Lap, P = Crossed Finish Line in Pit Lane, D = Time Disallowed

P3		72 TCR		Nate VINCENT		Volkswagen GolfGTI - FCP Euro		
IDEAL LAP TIME : 2:19.486		BEST LAP TIME : 2:19.816		DIFFERENCE : 0.330				
LAP	SECTOR 1	SECTOR 2	SECTOR 3	LAP TIME	KPH	DIFF	TIME OF DAY	
1 -		234.2	56.477	2:20.120	141.64	0.304	10:47:59.429	
2 -	30.058	53.037	235.8	56.786	2:19.881 (2)	141.88	0.065	10:50:19.310
3 -	30.077	53.103	232.7	56.636	2:19.816 (1)	141.94		10:52:39.126
4 -	30.066	53.475	230.7	56.523	2:20.064 (3)	141.69	0.248	10:54:59.190
5 -	30.030	53.217	231.7	57.434	2:20.681	141.07	0.865	10:57:19.871
6 -	30.137	53.182	228.3	57.143	2:20.462	141.29	0.646	10:59:40.333
7 -	30.469	53.220	231.7	56.876	2:20.565	141.19	0.749	11:02:00.898
8 -	30.131	53.816	230.7	57.931	2:21.878	139.88	2.062	11:04:22.776
9 -	30.088	53.424	233.2	56.606	2:20.118	141.64	0.302	11:06:42.894
10 -	29.972	53.896	230.2	57.247	2:21.115	140.64	1.299	11:09:04.009
11 -	30.282	53.456	231.7	57.254	2:20.992	140.76	1.176	11:11:25.001
12 -	30.113	53.215	230.7	57.730	2:21.058	140.69	1.242	11:13:46.059
13 -	30.309	53.872	230.7	57.217	2:21.398	140.36	1.582	11:16:07.457
14 -	30.229	53.695	229.2	57.225	2:21.149	140.60	1.333	11:18:28.606
15 -	29.985	53.348	225.4	58.328	2:21.661	140.10	1.845	11:20:50.267
16 -	30.797	53.702	233.7	57.485	2:21.984	139.78	2.168	11:23:12.251
17 -	30.099	53.308	232.7	58.473	2:21.880	139.88	2.064	11:25:34.131
18 -	30.221	53.607	232.7	57.444	2:21.272	140.48	1.456	11:27:55.403

P4		71 TCR		Michael HURCZYN		Volkswagen GolfGTI - FCP Euro		
IDEAL LAP TIME : 2:19.983		BEST LAP TIME : 2:20.175		DIFFERENCE : 0.192				
LAP	SECTOR 1	SECTOR 2	SECTOR 3	LAP TIME	KPH	DIFF	TIME OF DAY	
1 -		231.7	56.650	2:19.341	142.43		10:47:58.650	
2 -	30.163	53.300	231.2	56.712	2:20.175 (1)	141.58		10:50:18.825
3 -	30.053	53.557	232.2	57.865	2:21.475	140.28	1.300	10:52:40.300
4 -	30.120	53.674	231.7	56.964	2:20.758 (2)	140.99	0.583	10:55:01.058
5 -	30.160	53.681	231.7	57.149	2:20.990 (3)	140.76	0.815	10:57:22.048
6 -	30.033	53.674	231.2	57.474	2:21.181	140.57	1.006	10:59:43.229
7 -	30.188	53.537	234.7	57.352	2:21.077	140.68	0.902	11:02:04.306
8 -	30.049	53.696	234.2	57.483	2:21.228	140.53	1.053	11:04:25.534
9 -	30.432	53.739	233.2	57.715	2:21.886	139.87	1.711	11:06:47.420
10 -	30.404	54.386	231.2	57.819	2:22.609	139.16	2.434	11:09:10.029
11 -	30.289	54.062	232.2	57.802	2:22.153	139.61	1.978	11:11:32.182
12 -	30.307	53.553	231.7	57.505	2:21.365	140.39	1.190	11:13:53.547
13 -	30.311	53.690	233.7	57.531	2:21.532	140.22	1.357	11:16:15.079
14 -	30.281	53.807	229.7	57.529	2:21.617	140.14	1.442	11:18:36.696
15 -	30.397	54.263	230.7	57.538	2:22.198	139.57	2.023	11:20:58.894
16 -	30.504	54.538	230.2	57.605	2:22.647	139.13	2.472	11:23:21.541
17 -	30.644	56.243	230.7	57.289	2:24.176	137.65	4.001	11:25:45.717
18 -	30.225	54.028	232.7	57.967	2:22.220	139.54	2.045	11:28:07.937

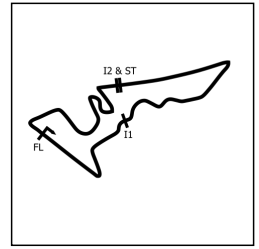
Weather / Track : Bright / Dry

Circuit of the Americas
 Circuit Length = 5.513 km
 Start: 10:45 Flag 11:27 End: 11:33

Circuit of the Americas

TC America - TCR TCA TC

RACE 2 - SECTOR ANALYSIS



SECTOR 1 = FL to I1, SECTOR 2 = I1 to I2, SECTOR 3 = I2 to FL, DIFF = Difference To Personal Best Lap, P = Crossed Finish Line in Pit Lane, D = Time Disallowed

P5		99 TCR		Victor GONZALEZ JR		Honda Civic Type-R - VGMC Racing		
IDEAL LAP TIME : 2:20.536		BEST LAP TIME : 2:20.815		DIFFERENCE : 0.279				
LAP	SECTOR 1	SECTOR 2	SECTOR 3	LAP TIME	KPH	DIFF	TIME OF DAY	
1 -		231.2	57.359	2:21.742	140.02	0.927	10:48:01.051	
2 -	30.444	53.551	228.3	56.820	2:20.815 (1)	140.94	10:50:21.866	
3 -	30.165	53.621	229.2	57.127	2:20.913 (2)	0.098	10:52:42.779	
4 -	30.735	53.888	230.2	57.147	2:21.770	0.955	10:55:04.549	
5 -	30.256	53.626	230.7	57.068	2:20.950 (3)	0.135	10:57:25.499	
6 -	30.723	54.083	225.0	57.332	2:22.138	1.323	10:59:47.637	
7 -	30.545	54.429	231.2	57.569	2:22.543	1.728	11:02:10.180	
8 -	30.617	53.789	229.2	57.681	2:22.087	1.272	11:04:32.267	
9 -	30.989	53.689	229.7	57.378	2:22.056	1.241	11:06:54.323	
10 -	30.428	54.165	230.2	57.802	2:22.395	1.580	11:09:16.718	
11 -	30.277	54.507	229.2	56.885	2:21.669	0.854	11:11:38.387	
12 -	30.394	54.145	230.7	57.404	2:21.943	1.128	11:14:00.330	
13 -	31.005	54.403	230.7	57.195	2:22.603	1.788	11:16:22.933	
14 -	30.561	54.494	228.8	59.855	2:24.910	4.095	11:18:47.843	
15 -	30.781	53.794	230.7	57.549	2:22.124	1.309	11:21:09.967	
16 -	30.791	54.330	230.2	57.179	2:22.300	1.485	11:23:32.267	
17 -	30.557	55.126	230.7	57.982	2:23.665	2.850	11:25:55.932	
18 -	30.342	54.628	230.2	57.746	2:22.716	1.901	11:28:18.648	

P6		5 TCR		Roy BLOK		Alfa Romeo Giulietta - KMW Motorsports w/TMR Engineering		
IDEAL LAP TIME : 2:20.641		BEST LAP TIME : 2:20.718		DIFFERENCE : 0.077				
LAP	SECTOR 1	SECTOR 2	SECTOR 3	LAP TIME	KPH	DIFF	TIME OF DAY	
1 -		225.9	58.311	2:26.458	135.51	5.740	10:48:05.767	
2 -	30.884	54.283	225.9	56.609	2:21.776	1.058	10:50:27.543	
3 -	30.336	53.995	225.4	56.387	2:20.718 (1)	141.03	10:52:48.261	
4 -	30.507	54.044	224.5	56.464	2:21.015 (2)	0.297	10:55:09.276	
5 -	30.327	54.223	225.0	56.896	2:21.446 (3)	0.728	10:57:30.722	
6 -	30.503	54.628	225.4	57.896	2:23.027	2.309	10:59:53.749	
7 -	30.740	54.292	226.8	57.281	2:22.313	1.595	11:02:16.062	
8 -	30.602	54.578	225.9	57.261	2:22.441	1.723	11:04:38.503	
9 -	30.631	54.680	227.8	57.799	2:23.110	2.392	11:07:01.613	
10 -	31.478	55.547	226.8	56.968	2:23.993	3.275	11:09:25.606	
11 -	30.860	55.132	225.0	56.659	2:22.651	1.933	11:11:48.257	
12 -	30.500	54.798	222.6	56.705	2:22.003	1.285	11:14:10.260	
13 -	30.716	54.617	223.1	57.141	2:22.474	1.756	11:16:32.734	
14 -	30.475	54.496	222.2	57.013	2:21.984	1.266	11:18:54.718	
15 -	30.568	54.258	226.4	58.647	2:23.473	2.755	11:21:18.191	
16 -	30.726	53.927	225.4	57.559	2:22.212	1.494	11:23:40.403	
17 -	30.359	54.297	226.8	56.931	2:21.587	0.869	11:26:01.990	
18 -	31.214	54.838	225.9	57.235	2:23.287	2.569	11:28:25.277	

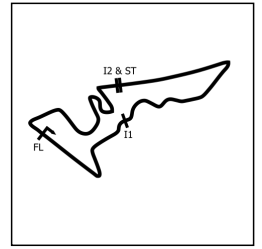
Weather / Track : Bright / Dry

Circuit of the Americas
 Circuit Length = 5.513 km
 Start: 10:45 Flag 11:27 End: 11:33

Circuit of the Americas

TC America - TCR TCA TC

RACE 2 - SECTOR ANALYSIS



SECTOR 1 = FL to I1, SECTOR 2 = I1 to I2, SECTOR 3 = I2 to FL, DIFF = Difference To Personal Best Lap, P = Crossed Finish Line in Pit Lane, D = Time Disallowed

P7		17 TCR		Scott SMITHSON		Honda Civic Type-R - DXDT Racing		
IDEAL LAP TIME : 2:21.542		BEST LAP TIME : 2:22.220		DIFFERENCE : 0.678				
LAP	SECTOR 1	SECTOR 2	SECTOR 3	LAP TIME	KPH	DIFF	TIME OF DAY	
1 -		217.3	1:01.368	2:31.705	130.82	9.485	10:48:11.014	
2 -	31.752	55.234 228.8	58.300	2:25.286	136.60	3.066	10:50:36.300	
3 -	31.479	56.084 221.3	59.722	2:27.285	134.75	5.065	10:53:03.585	
4 -	32.287	55.365 228.3	58.920	2:26.572	135.40	4.352	10:55:30.157	
5 -	31.250	55.277 226.8	57.848	2:24.375	137.46	2.155	10:57:54.532	
6 -	30.942	54.283 227.8	57.101	2:22.326 (3)	139.44	0.106	11:00:16.858	
7 -	30.798	54.275 227.8	57.147	2:22.220 (1)	139.54		11:02:39.078	
8 -	30.620	54.256 228.8	57.454	2:22.330	139.44	0.110	11:05:01.408	
9 -	30.894	54.157 227.8	58.223	2:23.274	138.52	1.054	11:07:24.682	
10 -	30.826	55.120 229.2	59.577	2:25.523	136.38	3.303	11:09:50.205	
11 -	31.399	54.675 221.3	58.943	2:25.017	136.85	2.797	11:12:15.222	
12 -	31.036	56.964 226.8	59.459	2:27.459	134.59	5.239	11:14:42.681	
13 -	30.771	54.065 226.4	57.853	2:22.689	139.09	0.469	11:17:05.370	
14 -	31.210	54.275 222.2	57.454	2:22.939	138.84	0.719	11:19:28.309	
15 -	30.969	53.957 228.3	58.349	2:23.275	138.52	1.055	11:21:51.584	
16 -	30.703	53.821 226.4	57.731	2:22.255 (2)	139.51	0.035	11:24:13.839	
17 -	30.860	54.623 226.4	57.251	2:22.734	139.04	0.514	11:26:36.573	
18 -	31.214	56.058 219.5	57.955	2:25.227	136.66	3.007	11:29:01.800	

P8		04 TCR		CJ MOSES		Honda Civic Type-R - DXDT Racing		
IDEAL LAP TIME : 2:22.878		BEST LAP TIME : 2:23.477		DIFFERENCE : 0.599				
LAP	SECTOR 1	SECTOR 2	SECTOR 3	LAP TIME	KPH	DIFF	TIME OF DAY	
1 -		229.7	1:00.062	2:30.574	131.80	7.097	10:48:09.883	
2 -	31.748	55.805 226.8	58.456	2:26.009	135.92	2.532	10:50:35.892	
3 -	31.160	56.647 227.8	59.518	2:27.325	134.71	3.848	10:53:03.217	
4 -	32.118	55.447 226.4	1:00.072	2:27.637	134.42	4.160	10:55:30.854	
5 -	31.360	55.417 227.8	58.251	2:25.028	136.84	1.551	10:57:55.882	
6 -	30.707	54.777 228.3	57.993	2:23.477 (1)	138.32		11:00:19.359	
7 -	31.109	54.471 228.3	58.280	2:23.860 (2)	137.95	0.383	11:02:43.219	
8 -	31.529	55.293 226.8	57.710	2:24.532	137.31	1.055	11:05:07.751	
9 -	31.231	55.585 226.8	58.986	2:25.802	136.12	2.325	11:07:33.553	
10 -	31.046	55.204 225.9	58.758	2:25.008	136.86	1.531	11:09:58.561	
11 -	31.645	55.312 227.3	59.353	2:26.310	135.64	2.833	11:12:24.871	
12 -	30.911	59.461 226.4	58.723	2:29.095	133.11	5.618	11:14:53.966	
13 -	31.468	54.870 225.9	58.575	2:24.913	136.95	1.436	11:17:18.879	
14 -	31.069	54.782 227.3	58.261	2:24.112 (3)	137.71	0.635	11:19:42.991	
15 -	31.517	54.948 226.4	58.643	2:25.108	136.77	1.631	11:22:08.099	
16 -	31.244	54.461 226.4	58.957	2:24.662	137.19	1.185	11:24:32.761	
17 -	31.347	55.100 228.3	59.252	2:25.699	136.21	2.222	11:26:58.460	
18 -	31.461	55.029 227.3	58.928	2:25.418	136.48	1.941	11:29:23.878	

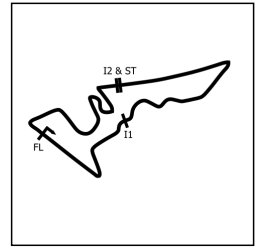
Weather / Track : Bright / Dry

Circuit of the Americas
 Circuit Length = 5.513 km
 Start: 10:45 Flag 11:27 End: 11:33

Circuit of the Americas

TC America - TCR TCA TC

RACE 2 - SECTOR ANALYSIS



SECTOR 1 = FL to I1, SECTOR 2 = I1 to I2, SECTOR 3 = I2 to FL, DIFF = Difference To Personal Best Lap, P = Crossed Finish Line in Pit Lane, D = Time Disallowed

P9 23 TC		Joseph FEDERL			Nissan 370z - TechSportRacing			
IDEAL LAP TIME : 2:25.362		BEST LAP TIME : 2:25.495			DIFFERENCE : 0.133			
LAP	SECTOR 1	SECTOR 2	SECTOR 3	LAP TIME	KPH	DIFF	TIME OF DAY	
1 -		56.606	220.4	59.406	2:58.622	111.11	33.127	10:48:37.931
2 -	31.840	55.659	223.6	58.801	2:26.300	135.65	0.805	10:51:04.231
3 -	31.711	55.312	223.6	58.472	2:25.495 (1)	136.40		10:53:29.726
4 -	31.670	55.477	222.6	58.768	2:25.915 (2)	136.01	0.420	10:55:55.641
5 -	31.588	55.790	209.7	59.053	2:26.431	135.53	0.936	10:58:22.072
6 -	31.810	56.002	219.9	58.756	2:26.568	135.41	1.073	11:00:48.640
7 -	32.173	55.749	225.9	59.778	2:27.700	134.37	2.205	11:03:16.340
8 -	32.296	55.501	221.7	59.151	2:26.948	135.06	1.453	11:05:43.288
9 -	31.857	55.945	221.3	58.860	2:26.662	135.32	1.167	11:08:09.950
10 -	31.905	55.685	221.7	58.993	2:26.583	135.39	1.088	11:10:36.533
11 -	31.825	55.764	221.7	59.821	2:27.410	134.63	1.915	11:13:03.943
12 -	31.644	55.729	221.3	58.829	2:26.202 (3)	135.74	0.707	11:15:30.145
13 -	31.828	55.589	222.2	58.796	2:26.213	135.73	0.718	11:17:56.358
14 -	31.578	55.732	221.7	58.955	2:26.265	135.69	0.770	11:20:22.623
15 -	31.909	56.027	221.3	59.112	2:27.048	134.96	1.553	11:22:49.671
16 -	31.782	55.545	224.0	58.996	2:26.323	135.63	0.828	11:25:15.994
17 -	31.791	56.634	222.2	59.136	2:27.561	134.49	2.066	11:27:43.555

P10 26 TC		Toby GRAHOVEC			BMW M240R Cup - Classic BMW			
IDEAL LAP TIME : 2:25.440		BEST LAP TIME : 2:25.723			DIFFERENCE : 0.283			
LAP	SECTOR 1	SECTOR 2	SECTOR 3	LAP TIME	KPH	DIFF	TIME OF DAY	
1 -		56.867	215.1	58.600	2:57.607	111.74	31.884	10:48:36.916
2 -	31.874	55.912	216.8	58.367	2:26.153 (2)	135.79	0.430	10:51:03.069
3 -	31.627	55.588	219.9	58.508	2:25.723 (1)	136.19		10:53:28.792
4 -	31.777	55.787	213.8	58.914	2:26.478 (3)	135.49	0.755	10:55:55.270
5 -	32.289	55.778	219.9	59.112	2:27.179	134.84	1.456	10:58:22.449
6 -	32.293	55.921	219.9	58.754	2:26.968	135.04	1.245	11:00:49.417
7 -	32.048	55.822	221.3	59.243	2:27.113	134.90	1.390	11:03:16.530
8 -	32.389	55.798	220.8	58.948	2:27.135	134.88	1.412	11:05:43.665
9 -	31.840	56.055	222.2	58.769	2:26.664	135.32	0.941	11:08:10.329
10 -	31.898	56.203	220.4	58.578	2:26.679	135.30	0.956	11:10:37.008
11 -	31.713	55.932	221.7	58.941	2:26.586	135.39	0.863	11:13:03.594
12 -	32.241	56.523	219.0	58.648	2:27.412	134.63	1.689	11:15:31.006
13 -	31.485	56.201	219.0	59.026	2:26.712	135.27	0.989	11:17:57.718
14 -	32.219	56.442	216.8	58.664	2:27.325	134.71	1.602	11:20:25.043
15 -	31.762	56.435	217.3	59.308	2:27.505	134.55	1.782	11:22:52.548
16 -	31.733	56.654	217.3	59.010	2:27.397	134.64	1.674	11:25:19.945
17 -	31.745	56.682	217.3	59.114	2:27.541	134.51	1.818	11:27:47.486

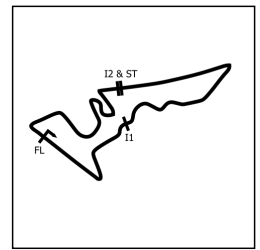
Weather / Track : Bright / Dry

Circuit of the Americas
 Circuit Length = 5.513 km
 Start: 10:45 Flag 11:27 End: 11:33

Circuit of the Americas

TC America - TCR TCA TC

RACE 2 - SECTOR ANALYSIS



SECTOR 1 = FL to I1, SECTOR 2 = I1 to I2, SECTOR 3 = I2 to FL, DIFF = Difference To Personal Best Lap, P = Crossed Finish Line in Pit Lane, D = Time Disallowed

P11 36 TC		James CLAY		BMW M240R Cup - Bimmerworld				
IDEAL LAP TIME : 2:25.971		BEST LAP TIME : 2:26.296		DIFFERENCE : 0.325				
LAP	SECTOR 1	SECTOR 2	SECTOR 3	LAP TIME	KPH	DIFF	TIME OF DAY	
1 -		56.520	221.3	59.495	2:58.973	110.89	32.677	10:48:38.282
2 -	31.849	55.738	223.1	58.867	2:26.454 (3)	135.51	0.158	10:51:04.736
3 -	31.608	55.923	219.5	58.832	2:26.363 (2)	135.59	0.067	10:53:31.099
4 -	31.722	55.949	219.0	58.625	2:26.296 (1)	135.66		10:55:57.395
5 -	31.704	56.120	219.0	59.076	2:26.900	135.10	0.604	10:58:24.295
6 -	31.818	56.283	217.7	58.731	2:26.832	135.16	0.536	11:00:51.127
7 -	32.011	55.877	220.4	59.099	2:26.987	135.02	0.691	11:03:18.114
8 -	32.077	56.068	219.5	58.632	2:26.777	135.21	0.481	11:05:44.891
9 -	31.795	55.872	222.6	58.921	2:26.588	135.39	0.292	11:08:11.479
10 -	31.837	55.872	223.6	58.903	2:26.612	135.36	0.316	11:10:38.091
11 -	31.643	56.071	223.1	58.925	2:26.639	135.34	0.343	11:13:04.730
12 -	32.057	56.440	219.5	58.804	2:27.301	134.73	1.005	11:15:32.031
13 -	31.653	56.325	218.1	58.833	2:26.811	135.18	0.515	11:17:58.842
14 -	31.835	56.085	222.2	59.024	2:26.944	135.06	0.648	11:20:25.786
15 -	31.641	55.943	224.0	59.670	2:27.254	134.77	0.958	11:22:53.040
16 -	31.610	57.735	219.9	59.055	2:28.400	133.73	2.104	11:25:21.440
17 -	31.806	57.175	220.4	59.552	2:28.533	133.61	2.237	11:27:49.973

P12 31 TC		Johan SCHWARTZ		BMW M240R Cup - Hard Motorsport				
IDEAL LAP TIME : 2:25.386		BEST LAP TIME : 2:25.882		DIFFERENCE : 0.496				
LAP	SECTOR 1	SECTOR 2	SECTOR 3	LAP TIME	KPH	DIFF	TIME OF DAY	
1 -		56.560	218.6	58.408	2:57.299	111.93	31.417	10:48:36.608
2 -	31.837	55.943	216.4	58.129	2:25.909 (2)	136.02	0.027	10:51:02.517
3 -	31.814	55.740	216.8	58.328	2:25.882 (1)	136.04		10:53:28.399
4 -	31.797	56.044	219.5	58.721	2:26.562 (3)	135.41	0.680	10:55:54.961
5 -	31.871	56.113	221.7	58.761	2:26.745	135.24	0.863	10:58:21.706
6 -	31.945	56.084	216.8	58.650	2:26.679	135.30	0.797	11:00:48.385
7 -	32.182	55.953	216.4	59.824	2:27.959	134.13	2.077	11:03:16.344
8 -	32.845	56.097	220.8	58.794	2:27.736	134.33	1.854	11:05:44.080
9 -	31.827	56.158	221.7	58.903	2:26.888	135.11	1.006	11:08:10.968
10 -	31.906	55.975	223.1	58.838	2:26.719	135.27	0.837	11:10:37.687
11 -	31.733	56.035	220.8	58.877	2:26.645	135.33	0.763	11:13:04.332
12 -	32.748	56.608	223.1	58.787	2:28.143	133.97	2.261	11:15:32.475
13 -	31.517	56.528	221.7	58.940	2:26.985	135.02	1.103	11:17:59.460
14 -	32.272	56.369	219.9	58.604	2:27.245	134.78	1.363	11:20:26.705
15 -	31.846	56.042	220.8	58.771	2:26.659	135.32	0.777	11:22:53.364
16 -	31.724	56.608	219.0	58.786	2:27.118	134.90	1.236	11:25:20.482
17 -	31.783	57.488	184.3	1:00.471	2:29.742	132.53	3.860	11:27:50.224

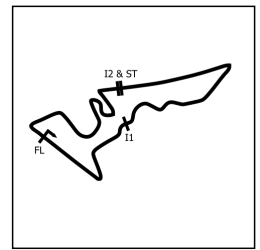
Weather / Track : Bright / Dry

Circuit of the Americas
 Circuit Length = 5.513 km
 Start: 10:45 Flag 11:27 End: 11:33

Circuit of the Americas

TC America - TCR TCA TC

RACE 2 - SECTOR ANALYSIS



SECTOR 1 = FL to I1, SECTOR 2 = I1 to I2, SECTOR 3 = I2 to FL, DIFF = Difference To Personal Best Lap, P = Crossed Finish Line in Pit Lane, D = Time Disallowed

P13 94 TC		Chandler HULL			BMW M240R Cup - BimmerWorld			
IDEAL LAP TIME : 2:25.914		BEST LAP TIME : 2:26.404		DIFFERENCE : 0.490				
LAP	SECTOR 1	SECTOR 2	SECTOR 3	LAP TIME	KPH	DIFF	TIME OF DAY	
1 -		56.780	220.8	59.075	2:59.346	110.66	32.942	10:48:38.655
2 -	31.895	55.891	220.8	58.755	2:26.541 (2)	135.43	0.137	10:51:05.196
3 -	31.636	55.744	223.1	59.024	2:26.404 (1)	135.56		10:53:31.600
4 -	31.747	55.705	222.2	59.213	2:26.665 (3)	135.32	0.261	10:55:58.265
5 -	31.826	55.953	219.9	58.986	2:26.765	135.22	0.361	10:58:25.030
6 -	31.898	56.115	220.4	58.826	2:26.839	135.16	0.435	11:00:51.869
7 -	31.917	56.192	219.5	58.963	2:27.072	134.94	0.668	11:03:18.941
8 -	31.903	56.269	219.0	58.663	2:26.835	135.16	0.431	11:05:45.776
9 -	31.802	56.221	219.0	58.955	2:26.978	135.03	0.574	11:08:12.754
10 -	31.695	57.146	217.3	59.230	2:28.071	134.03	1.667	11:10:40.825
11 -	32.146	56.866	216.0	59.591	2:28.603	133.55	2.199	11:13:09.428
12 -	32.210	56.092	216.8	58.825	2:27.127	134.89	0.723	11:15:36.555
13 -	32.251	56.411	215.1	59.384	2:28.046	134.05	1.642	11:18:04.601
14 -	32.199	56.135	217.3	58.573	2:26.907	135.09	0.503	11:20:31.508
15 -	32.173	56.235	215.5	58.812	2:27.220	134.81	0.816	11:22:58.728
16 -	31.729	56.665	218.6	58.978	2:27.372	134.67	0.968	11:25:26.100
17 -	31.983	56.331	216.4	58.915	2:27.229	134.80	0.825	11:27:53.329

P14 52 TC		Tom CAPIZZI			BMW M240R Cup - Auto Technic Racing			
IDEAL LAP TIME : 2:26.489		BEST LAP TIME : 2:26.753		DIFFERENCE : 0.264				
LAP	SECTOR 1	SECTOR 2	SECTOR 3	LAP TIME	KPH	DIFF	TIME OF DAY	
1 -		57.403	217.7	1:00.058	3:00.951	109.68	34.198	10:48:40.260
2 -	31.915	55.966	219.5	59.287	2:27.168	134.85	0.415	10:51:07.428
3 -	32.008	56.654	213.0	58.974	2:27.636	134.43	0.883	10:53:35.064
4 -	31.715	56.337	216.8	59.127	2:27.179	134.84	0.426	10:56:02.243
5 -	31.879	55.926	216.8	58.948	2:26.753 (1)	135.23		10:58:28.996
6 -	31.972	56.407	216.4	59.033	2:27.412	134.63	0.659	11:00:56.408
7 -	31.950	56.228	215.5	58.848	2:27.026 (2)	134.98	0.273	11:03:23.434
8 -	32.166	55.986	216.0	58.960	2:27.112 (3)	134.90	0.359	11:05:50.546
9 -	32.102	56.480	215.1	59.038	2:27.620	134.44	0.867	11:08:18.166
10 -	31.791	56.509	216.0	58.891	2:27.191	134.83	0.438	11:10:45.357
11 -	31.891	56.129	216.4	59.365	2:27.385	134.65	0.632	11:13:12.742
12 -	31.821	57.550	216.0	59.624	2:28.995	133.20	2.242	11:15:41.737
13 -	31.877	56.644	215.1	59.218	2:27.739	134.33	0.986	11:18:09.476
14 -	31.947	56.389	216.8	59.752	2:28.088	134.02	1.335	11:20:37.564
15 -	31.927	56.747	216.4	59.291	2:27.965	134.13	1.212	11:23:05.529
16 -	31.938	56.741	216.8	59.847	2:28.526	133.62	1.773	11:25:34.055
17 -	31.918	56.743	216.0	59.550	2:28.211	133.90	1.458	11:28:02.266

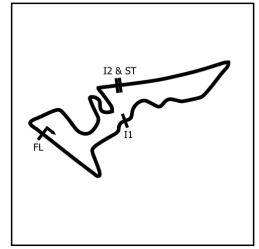
Weather / Track : Bright / Dry

Circuit of the Americas
 Circuit Length = 5.513 km
 Start: 10:45 Flag 11:27 End: 11:33

Circuit of the Americas

TC America - TCR TCA TC

RACE 2 - SECTOR ANALYSIS



SECTOR 1 = FL to I1, SECTOR 2 = I1 to I2, SECTOR 3 = I2 to FL, DIFF = Difference To Personal Best Lap, P = Crossed Finish Line in Pit Lane, D = Time Disallowed

P15 11 TC		Phil BLOOM		BMW M240R Cup - Classic BMW				
IDEAL LAP TIME : 2:26.453		BEST LAP TIME : 2:27.320		DIFFERENCE : 0.867				
LAP	SECTOR 1	SECTOR 2	SECTOR 3	LAP TIME	KPH	DIFF	TIME OF DAY	
1 -		57.609	218.1	59.720	3:01.465	109.36	34.145	10:48:40.774
2 -	32.278	55.904	218.6	59.138	2:27.320 (1)	134.71		10:51:08.094
3 -	32.059	56.438	203.3	59.894	2:28.391	133.74	1.071	10:53:36.485
4 -	32.143	58.450	213.8	59.074	2:29.667	132.60	2.347	10:56:06.152
5 -	32.570	56.608	219.0	59.934	2:29.112	133.09	1.792	10:58:35.264
6 -	32.047	56.350	217.7	59.440	2:27.837	134.24	0.517	11:01:03.101
7 -	32.421	56.525	219.0	58.618	2:27.564	(3) 134.49	0.244	11:03:30.665
8 -	32.247	56.431	213.0	59.530	2:28.208	133.91	0.888	11:05:58.873
9 -	32.102	56.335	214.2	59.099	2:27.536	(2) 134.52	0.216	11:08:26.409
10 -	32.159	56.492	214.2	59.083	2:27.734	134.34	0.414	11:10:54.143
11 -	32.162	56.792	213.8	59.228	2:28.182	133.93	0.862	11:13:22.325
12 -	32.136	56.737	213.4	58.920	2:27.793	134.28	0.473	11:15:50.118
13 -	32.052	57.998	214.7	59.552	2:29.602	132.66	2.282	11:18:19.720
14 -	31.931	56.754	213.8	59.008	2:27.693	134.37	0.373	11:20:47.413
15 -	32.049	56.596	215.5	59.335	2:27.980	134.11	0.660	11:23:15.393
16 -	32.311	57.608	213.8	59.201	2:29.120	133.09	1.800	11:25:44.513
17 -	32.879	56.845	213.8	59.187	2:28.911	133.27	1.591	11:28:13.424

P16 48 TC		Zane HODGEN		BMW M235R Cup - Lone Star Racing				
IDEAL LAP TIME : 2:26.868		BEST LAP TIME : 2:27.165		DIFFERENCE : 0.297				
LAP	SECTOR 1	SECTOR 2	SECTOR 3	LAP TIME	KPH	DIFF	TIME OF DAY	
1 -		58.094	214.2	1:01.241	3:04.520	107.55	37.355	10:48:43.829
2 -	32.151	56.720	218.6	58.937	2:27.808	134.27	0.643	10:51:11.637
3 -	31.836	56.295	219.9	59.034	2:27.165 (1)	134.86		10:53:38.802
4 -	31.868	56.831	218.1	58.932	2:27.631	(2) 134.43	0.466	10:56:06.433
5 -	32.013	56.698	215.5	59.723	2:28.434	133.70	1.269	10:58:34.867
6 -	32.015	56.677	216.4	59.267	2:27.959	134.13	0.794	11:01:02.826
7 -	32.347	56.398	215.1	58.899	2:27.644	(3) 134.42	0.479	11:03:30.470
8 -	32.674	56.246	218.1	1:01.176	2:30.096	132.22	2.931	11:06:00.566
9 -	31.909	56.484	219.0	59.692	2:28.085	134.02	0.920	11:08:28.651
10 -	32.096	56.618	214.7	59.272	2:27.986	134.11	0.821	11:10:56.637
11 -	32.373	56.671	216.8	58.816	2:27.860	134.22	0.695	11:13:24.497
12 -	32.022	56.716	215.1	1:00.451	2:29.189	133.03	2.024	11:15:53.686
13 -	32.141	56.788	213.8	59.280	2:28.209	133.91	1.044	11:18:21.895
14 -	32.040	56.573	220.4	59.452	2:28.065	134.04	0.900	11:20:49.960
15 -	32.824	57.060	214.2	59.223	2:29.107	133.10	1.942	11:23:19.067
16 -	32.027	57.988	214.7	59.769	2:29.784	132.50	2.619	11:25:48.851
17 -	31.806	56.737	214.2	1:00.958	2:29.501	132.75	2.336	11:28:18.352

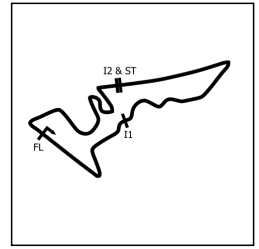
Weather / Track : Bright / Dry

Circuit of the Americas
 Circuit Length = 5.513 km
 Start: 10:45 Flag 11:27 End: 11:33

Circuit of the Americas

TC America - TCR TCA TC

RACE 2 - SECTOR ANALYSIS



SECTOR 1 = FL to I1, SECTOR 2 = I1 to I2, SECTOR 3 = I2 to FL, DIFF = Difference To Personal Best Lap, P = Crossed Finish Line in Pit Lane, D = Time Disallowed

P17		20 TC		Rob SLONAKER		BMW M240R Cup - Auto Technic Racing		
IDEAL LAP TIME : 2:27.025		BEST LAP TIME : 2:27.762		DIFFERENCE : 0.737				
LAP	SECTOR 1	SECTOR 2	SECTOR 3	LAP TIME	KPH	DIFF	TIME OF DAY	
1 -		58.583	220.4	1:00.998	3:04.287	107.69	36.525	10:48:43.596
2 -	31.928	56.711	216.8	59.123	2:27.762 (1)	134.31		10:51:11.358
3 -	31.766	56.422	218.1	1:00.109	2:28.297	133.83	0.535	10:53:39.655
4 -	31.716	56.822	219.9	59.268	2:27.806 (2)	134.27	0.044	10:56:07.461
5 -	32.223	56.204	219.5	59.743	2:28.170	133.94	0.408	10:58:35.631
6 -	32.135	56.311	220.8	59.580	2:28.026	134.07	0.264	11:01:03.657
7 -	32.212	56.637	221.3	59.123	2:27.972	134.12	0.210	11:03:31.629
8 -	32.036	56.301	219.9	1:00.385	2:28.722	133.44	0.960	11:06:00.351
9 -	31.851	56.543	217.7	1:00.062	2:28.456	133.68	0.694	11:08:28.807
10 -	32.423	56.529	221.7	59.185	2:28.137	133.97	0.375	11:10:56.944
11 -	32.323	56.524	207.2	59.390	2:28.237	133.88	0.475	11:13:25.181
12 -	31.698	56.521	221.3	1:01.035	2:29.254	132.97	1.492	11:15:54.435
13 -	31.741	56.788	220.8	59.332	2:27.861 (3)	134.22	0.099	11:18:22.296
14 -	31.953	56.401	206.5	59.599	2:27.953	134.14	0.191	11:20:50.249
15 -	32.184	57.728	220.4	59.532	2:29.444	132.80	1.682	11:23:19.693
16 -	31.827	57.557	215.5	59.299	2:28.683	133.48	0.921	11:25:48.376
17 -	31.887	57.138	214.2	1:01.109	2:30.134	132.19	2.372	11:28:18.510

P18		21 TC		Bruce ROBSON		BMW M240R Cup - Auto Technic Racing		
IDEAL LAP TIME : 2:29.112		BEST LAP TIME : 2:29.380		DIFFERENCE : 0.268				
LAP	SECTOR 1	SECTOR 2	SECTOR 3	LAP TIME	KPH	DIFF	TIME OF DAY	
1 -		58.731	213.4	1:01.986	3:06.599	106.36	37.219	10:48:45.908
2 -	32.455	57.408	216.8	1:00.642	2:30.505	131.86	1.125	10:51:16.413
3 -	32.386	57.541	216.0	1:00.985	2:30.912	131.51	1.532	10:53:47.325
4 -	32.468	56.938	215.5	1:00.127	2:29.533 (2)	132.72	0.153	10:56:16.858
5 -	32.355	57.451	216.0	59.939	2:29.745 (3)	132.53	0.365	10:58:46.603
6 -	32.343	57.465	216.8	1:00.222	2:30.030	132.28	0.650	11:01:16.633
7 -	32.309	57.035	216.8	1:00.036	2:29.380 (1)	132.86		11:03:46.013
8 -	32.262	57.652	215.1	1:00.089	2:30.003	132.30	0.623	11:06:16.016
9 -	32.474	57.456	216.0	1:00.564	2:30.494	131.87	1.114	11:08:46.510
10 -	32.597	57.346	216.0	59.912	2:29.855	132.44	0.475	11:11:16.365
11 -	32.404	57.432	216.4	1:00.912	2:30.748	131.65	1.368	11:13:47.113
12 -	32.662	57.130	216.4	1:00.676	2:30.468	131.90	1.088	11:16:17.581
13 -	32.492	57.081	215.5	1:01.309	2:30.882	131.53	1.502	11:18:48.463
14 -	32.354	57.616	217.3	1:01.804	2:31.774	130.76	2.394	11:21:20.237
15 -	32.599	57.269	216.0	1:00.749	2:30.617	131.76	1.237	11:23:50.854
16 -	32.576	57.298	217.3	1:00.251	2:30.125	132.20	0.745	11:26:20.979
17 -	32.420	57.322	216.4	1:00.811	2:30.553	131.82	1.173	11:28:51.532

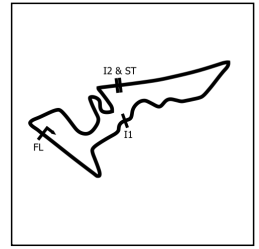
Weather / Track : Bright / Dry

Circuit of the Americas
 Circuit Length = 5.513 km
 Start: 10:45 Flag 11:27 End: 11:33

Circuit of the Americas

TC America - TCR TCA TC

RACE 2 - SECTOR ANALYSIS



SECTOR 1 = FL to I1, SECTOR 2 = I1 to I2, SECTOR 3 = I2 to FL, DIFF = Difference To Personal Best Lap, P = Crossed Finish Line in Pit Lane, D = Time Disallowed

P19		27 TC		John RADER		BMW M240R Cup - Classic BMW		
IDEAL LAP TIME : 2:30.318		BEST LAP TIME : 2:30.584		DIFFERENCE : 0.266				
LAP	SECTOR 1	SECTOR 2	SECTOR 3	LAP TIME	KPH	DIFF	TIME OF DAY	
1 -		59.514	218.1	1:01.832	3:07.592	105.79	37.008	10:48:46.901
2 -	32.866	57.774	216.0	1:00.696	2:31.336 (2)	131.14	0.752	10:51:18.237
3 -	32.730	58.749	213.8	1:01.108	2:32.587	130.06	2.003	10:53:50.824
4 -	32.838	58.314	214.2	1:01.738	2:32.890	129.81	2.306	10:56:23.714
5 -	32.993	58.059	214.7	1:01.119	2:32.171	130.42	1.587	10:58:55.885
6 -	33.144	58.402	215.5	1:00.794	2:32.340	130.27	1.756	11:01:28.225
7 -	33.147	59.400	215.1	1:01.198	2:33.745	129.08	3.161	11:04:01.970
8 -	32.997	59.506	214.2	1:01.958	2:34.461	128.49	3.877	11:06:36.431
9 -	33.058	1:00.072	214.7	1:01.826	2:34.956	128.08	4.372	11:09:11.387
10 -	32.732	59.141	214.7	1:00.286	2:32.159	130.43	1.575	11:11:43.546
11 -	32.750	58.800	217.3	1:01.449	2:32.999	129.71	2.415	11:14:16.545
12 -	32.744	58.733	214.7	1:01.285	2:32.762	129.91	2.178	11:16:49.307
13 -	32.435	57.775	215.5	1:00.374	2:30.584 (1)	131.79		11:19:19.891
14 -	32.899	58.298	214.7	1:01.192	2:32.389	130.23	1.805	11:21:52.280
15 -	32.632	57.597	215.1	1:01.353	2:31.582 (3)	130.93	0.998	11:24:23.862
16 -	32.786	57.920	216.0	1:01.321	2:32.027	130.54	1.443	11:26:55.889
17 -	32.635	58.673	216.4	1:00.322	2:31.630	130.88	1.046	11:29:27.519

P20		8 TC		Ruben IGLESIAS		Honda Civic Type-R - VGMC Racing		
IDEAL LAP TIME : 2:30.597		BEST LAP TIME : 2:31.061		DIFFERENCE : 0.464				
LAP	SECTOR 1	SECTOR 2	SECTOR 3	LAP TIME	KPH	DIFF	TIME OF DAY	
1 -		59.989	206.8	1:03.028	3:10.398	104.23	39.337	10:48:49.707
2 -	33.894	58.081	208.4	1:01.615	2:33.590	129.21	2.529	10:51:23.297
3 -	33.436	58.190	206.1	1:01.969	2:33.595	129.21	2.534	10:53:56.892
4 -	33.362	57.517	204.1	1:01.442	2:32.321	130.29	1.260	10:56:29.213
5 -	33.588	58.298	213.8	1:01.694	2:33.580	129.22	2.519	10:59:02.793
6 -	33.331	59.136	217.3	1:00.664	2:33.131	129.60	2.070	11:01:35.924
7 -	33.020	58.394	216.8	1:01.091	2:32.505	130.13	1.444	11:04:08.429
8 -	33.171	58.487	210.9	1:01.246	2:32.904	129.79	1.843	11:06:41.333
9 -	34.894	58.741	216.0	1:03.742	2:37.377	126.10	6.316	11:09:18.710
10 -	33.619	59.339	194.5	1:01.723	2:34.681	128.30	3.620	11:11:53.391
11 -	32.581	57.980	216.4	1:00.500	2:31.061 (1)	131.38		11:14:24.452
12 -	32.934	57.704	218.1	1:00.774	2:31.412 (2)	131.07	0.351	11:16:55.864
13 -	32.580	58.240	219.0	1:01.080	2:31.900 (3)	130.65	0.839	11:19:27.764
14 -	32.976	57.799	218.1	1:01.240	2:32.015	130.55	0.954	11:21:59.779
15 -	33.289	59.192	214.7	1:03.046	2:35.527	127.60	4.466	11:24:35.306
16 -	33.757	58.942	217.3	1:02.230	2:34.929	128.10	3.868	11:27:10.235
17 -	34.165	58.762	219.0	1:03.769	2:36.696	126.65	5.635	11:29:46.931

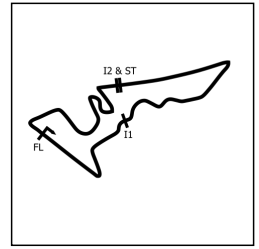
Weather / Track : Bright / Dry

Circuit of the Americas
 Circuit Length = 5.513 km
 Start: 10:45 Flag 11:27 End: 11:33

Circuit of the Americas

TC America - TCR TCA TC

RACE 2 - SECTOR ANALYSIS



SECTOR 1 = FL to I1, SECTOR 2 = I1 to I2, SECTOR 3 = I2 to FL, DIFF = Difference To Personal Best Lap, P = Crossed Finish Line in Pit Lane, D = Time Disallowed

P21 60 TCA		Tomas MEJIA		MNI Cooper JCW - MNI JCW Team				
IDEAL LAP TIME : 2:33.056		BEST LAP TIME : 2:33.261		DIFFERENCE : 0.205				
LAP	SECTOR 1	SECTOR 2	SECTOR 3	LAP TIME	KPH	DIFF	TIME OF DAY	
1 -		1:00.182	197.0	1:00.899	3:12.367	103.17	39.106	10:48:51.676
2 -	33.987	59.033	199.6	1:01.052	2:34.072	128.81	0.811	10:51:25.748
3 -	33.862	58.960	198.1	1:01.041	2:33.863	128.99	0.602	10:53:59.611
4 -	33.800	58.742	198.1	1:00.719	2:33.261 (1)	129.49		10:56:32.872
5 -	33.704	58.846	198.1	1:01.036	2:33.586	(3)	0.325	10:59:06.458
6 -	33.952	58.978	198.8	1:00.811	2:33.741	129.09	0.480	11:01:40.199
7 -	33.781	58.680	198.5	1:01.255	2:33.716	129.11	0.455	11:04:13.915
8 -	33.773	58.798	198.1	1:01.605	2:34.176	128.72	0.915	11:06:48.091
9 -	33.894	58.714	197.0	1:00.824	2:33.432	(2)	0.171	11:09:21.523
10 -	33.907	59.277	192.5	1:01.237	2:34.421	128.52	1.160	11:11:55.944
11 -	33.657	58.762	198.1	1:01.474	2:33.893	128.96	0.632	11:14:29.837
12 -	33.833	58.971	199.2	1:01.073	2:33.877	128.97	0.616	11:17:03.714
13 -	34.185	58.829	198.8	1:01.131	2:34.145	128.75	0.884	11:19:37.859
14 -	33.957	58.852	198.5	1:01.218	2:34.027	128.85	0.766	11:22:11.886
15 -	33.874	59.064	197.8	1:01.036	2:33.974	128.89	0.713	11:24:45.860
16 -	33.919	58.812	199.2	1:01.000	2:33.731	129.10	0.470	11:27:19.591
17 -	33.825	58.699	198.1	1:01.454	2:33.978	128.89	0.717	11:29:53.569

P22 9 TCA		Kevin BOEHM		Honda Civic Si - Boehm Racing				
IDEAL LAP TIME : 2:33.176		BEST LAP TIME : 2:33.393		DIFFERENCE : 0.217				
LAP	SECTOR 1	SECTOR 2	SECTOR 3	LAP TIME	KPH	DIFF	TIME OF DAY	
1 -		1:00.333	203.3	1:00.907	3:12.672	103.00	39.279	10:48:51.981
2 -	34.028	58.793	203.3	1:01.300	2:34.121	128.77	0.728	10:51:26.102
3 -	33.967	58.674	198.8	1:01.284	2:33.925	128.93	0.532	10:54:00.027
4 -	33.733	58.880	202.6	1:01.095	2:33.708	129.12	0.315	10:56:33.735
5 -	33.876	58.612	202.2	1:00.922	2:33.410	(2)	0.017	10:59:07.145
6 -	33.767	58.704	204.1	1:00.922	2:33.393 (1)	129.38		11:01:40.538
7 -	33.990	58.648	203.0	1:01.411	2:34.049	128.83	0.656	11:04:14.587
8 -	33.968	58.548	202.6	1:01.268	2:33.784	129.05	0.391	11:06:48.371
9 -	34.019	58.995	201.4	1:01.044	2:34.058	128.82	0.665	11:09:22.429
10 -	34.441	58.953	201.4	1:00.895	2:34.289	128.63	0.896	11:11:56.718
11 -	33.754	58.624	202.6	1:01.058	2:33.436	(3)	0.043	11:14:30.154
12 -	33.949	58.781	205.3	1:01.170	2:33.900	128.95	0.507	11:17:04.054
13 -	34.093	58.827	204.5	1:01.168	2:34.088	128.80	0.695	11:19:38.142
14 -	33.927	58.884	204.1	1:01.300	2:34.111	128.78	0.718	11:22:12.253
15 -	33.920	58.987	203.3	1:01.054	2:33.961	128.90	0.568	11:24:46.214
16 -	33.985	58.984	203.3	1:01.046	2:34.015	128.86	0.622	11:27:20.229
17 -	33.987	58.934	201.8	1:00.975	2:33.896	128.96	0.503	11:29:54.125

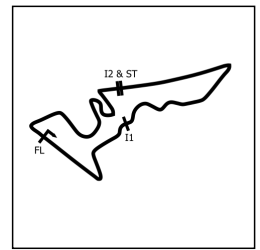
Weather / Track : Bright / Dry

Circuit of the Americas
 Circuit Length = 5.513 km
 Start: 10:45 Flag 11:27 End: 11:33

Circuit of the Americas

TC America - TCR TCA TC

RACE 2 - SECTOR ANALYSIS



SECTOR 1 = FL to I1, SECTOR 2 = I1 to I2, SECTOR 3 = I2 to FL, DIFF = Difference To Personal Best Lap, P = Crossed Finish Line in Pit Lane, D = Time Disallowed

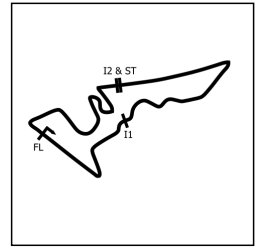
P23 25 TCA PJ GROENKE		Subaru BRZ '15 - TechSport Racing						
IDEAL LAP TIME : 2:33.548		BEST LAP TIME : 2:34.227		DIFFERENCE : 0.679				
LAP	SECTOR 1	SECTOR 2	SECTOR 3	LAP TIME	KPH	DIFF	TIME OF DAY	
1 -		1:01.940	198.8	1:01.231	3:15.755	101.38	41.528	10:48:55.064
2 -	34.723	59.559	201.4	1:01.596	2:35.878	127.32	1.651	10:51:30.942
3 -	34.454	59.327	199.2	1:00.620	2:34.401	128.54	0.174	10:54:05.343
4 -	34.111	59.222	200.7	1:00.894	2:34.227 (1)	128.68		10:56:39.570
5 -	34.157	59.029	201.4	1:01.165	2:34.351 (2)	128.58	0.124	10:59:13.921
6 -	34.174	59.044	200.3	1:01.150	2:34.368 (3)	128.56	0.141	11:01:48.289
7 -	34.296	59.227	199.6	1:01.900	2:35.423	127.69	1.196	11:04:23.712
8 -	34.497	58.817	199.2	1:01.266	2:34.580	128.39	0.353	11:06:58.292
9 -	34.351	58.993	200.7	1:01.214	2:34.558	128.41	0.331	11:09:32.850
10 -	34.328	58.945	199.6	1:01.419	2:34.692	128.29	0.465	11:12:07.542
11 -	34.220	59.289	200.0	1:01.652	2:35.161	127.91	0.934	11:14:42.703
12 -	34.257	59.434	199.6	1:01.454	2:35.145	127.92	0.918	11:17:17.848
13 -	34.341	59.234	199.2	1:01.505	2:35.080	127.97	0.853	11:19:52.928
14 -	34.656	58.990	199.2	1:01.328	2:34.974	128.06	0.747	11:22:27.902
15 -	34.431	59.736	199.6	1:01.639	2:35.806	127.38	1.579	11:25:03.708
16 -	34.608	59.558	200.0	1:01.595	2:35.761	127.41	1.534	11:27:39.469
17 -	34.592	1:00.280	200.0	1:01.783	2:36.655	126.69	2.428	11:30:16.124

P24 22 TCA Joey ESSMA		Subaru BRZ '15 - TechSport Racing						
IDEAL LAP TIME : 2:33.848		BEST LAP TIME : 2:33.922		DIFFERENCE : 0.074				
LAP	SECTOR 1	SECTOR 2	SECTOR 3	LAP TIME	KPH	DIFF	TIME OF DAY	
1 -		1:00.463	201.4	1:01.670	3:15.039	101.75	41.117	10:48:54.348
2 -	34.850	59.385	198.5	1:01.557	2:35.792	127.39	1.870	10:51:30.140
3 -	34.341	59.117	197.4	1:01.176	2:34.634	128.34	0.712	10:54:04.774
4 -	34.156	58.850	198.8	1:00.916	2:33.922 (1)	128.94		10:56:38.696
5 -	34.082	59.004	197.8	1:01.420	2:34.506 (2)	128.45	0.584	10:59:13.202
6 -	34.176	59.771	196.3	1:01.633	2:35.580	127.56	1.658	11:01:48.782
7 -	34.203	59.197	203.0	1:01.932	2:35.332	127.77	1.410	11:04:24.114
8 -	34.343	58.973	201.4	1:01.726	2:35.042	128.00	1.120	11:06:59.156
9 -	34.559	59.046	200.0	1:01.021	2:34.626 (3)	128.35	0.704	11:09:33.782
10 -	34.294	59.873	201.4	1:02.020	2:36.187	127.07	2.265	11:12:09.969
11 -	34.419	1:01.982	198.5	1:01.351	2:37.752	125.81	3.830	11:14:47.721
12 -	34.249	59.675	198.8	1:01.614	2:35.538	127.60	1.616	11:17:23.259
13 -	34.482	59.205	197.8	1:01.746	2:35.433	127.68	1.511	11:19:58.692
14 -	34.388	59.383	198.1	1:01.566	2:35.337	127.76	1.415	11:22:34.029
15 -	34.308	59.039	197.8	1:01.280	2:34.627	128.35	0.705	11:25:08.656
16 -	34.268	58.999	198.5	1:02.807	2:36.074	127.16	2.152	11:27:44.730

Circuit of the Americas

TC America - TCR TCA TC

RACE 2 - SECTOR ANALYSIS



SECTOR 1 = FL to I1, SECTOR 2 = I1 to I2, SECTOR 3 = I2 to FL, DIFF = Difference To Personal Best Lap, P = Crossed Finish Line in Pit Lane, D = Time Disallowed

P25 61 TCA		Mark POMBO		MNI Cooper JCW - MNI JCW Team				
IDEAL LAP TIME : 2:33.002		BEST LAP TIME : 2:33.596		DIFFERENCE : 0.594				
LAP	SECTOR 1	SECTOR 2	SECTOR 3	LAP TIME	KPH	DIFF	TIME OF DAY	
1 -		1:09.087	199.2	1:01.362	3:21.395	98.54	47.799	10:49:00.704
2 -	34.214	59.559	192.8	1:01.247	2:35.020	128.02	1.424	10:51:35.724
3 -	34.321	58.571	198.8	1:00.704	2:33.596 (1)	129.21		10:54:09.320
4 -	33.768	59.871	194.5	1:01.002	2:34.641	128.34	1.045	10:56:43.961
5 -	33.906	58.944	195.2	1:01.052	2:33.902	128.95	0.306	10:59:17.863
6 -	33.816	58.952	196.7	1:01.303	2:34.071	128.81	0.475	11:01:51.934
7 -	33.839	59.171	196.7	1:01.426	2:34.436	128.51	0.840	11:04:26.370
8 -	33.727	58.583	199.2	1:01.573	2:33.883 (3)	128.97	0.287	11:07:00.253
9 -	33.811	59.286	201.1	1:01.137	2:34.234	128.67	0.638	11:09:34.487
10 -	33.867	59.731	200.7	1:02.279	2:35.877	127.32	2.281	11:12:10.364
11 -	33.818	1:14.776	195.2	1:01.187	2:49.781	116.89	16.185	11:15:00.145
12 -	34.155	59.463	194.5	1:00.975	2:34.593	128.38	0.997	11:17:34.738
13 -	33.767	58.985	194.9	1:00.994	2:33.746 (2)	129.08	0.150	11:20:08.484
14 -	33.766	59.141	196.7	1:01.333	2:34.240	128.67	0.644	11:22:42.724
15 -	34.128	59.069	195.2	1:01.443	2:34.640	128.34	1.044	11:25:17.364
16 -	34.095	1:00.508	199.2	1:01.801	2:36.404	126.89	2.808	11:27:53.768

P26 59 TCA		Juan Diego HERNANDEZ		Honda Civic Si - VGMC Racing				
IDEAL LAP TIME : 2:33.992		BEST LAP TIME : 2:34.147		DIFFERENCE : 0.155				
LAP	SECTOR 1	SECTOR 2	SECTOR 3	LAP TIME	KPH	DIFF	TIME OF DAY	
1 -		59.850	195.2	1:03.295	3:15.375	101.58	41.228	10:48:54.684
2 -	36.378	59.664	191.4	1:02.725	2:38.767	125.00	4.620	10:51:33.451
3 -	34.992	59.415	197.8	1:01.779	2:36.186	127.07	2.039	10:54:09.637
4 -	34.340	59.433	190.4	1:01.481	2:35.254 (3)	127.83	1.107	10:56:44.891
5 -	34.097	58.805	200.0	1:01.245	2:34.147 (1)	128.75		10:59:19.038
6 -	33.942	58.910	198.5	1:01.580	2:34.432 (2)	128.51	0.285	11:01:53.470
7 -	34.203	59.047	199.2	1:02.192	2:35.442	127.67	1.295	11:04:28.912
8 -	34.714	59.579	188.4	1:02.223	2:36.516	126.80	2.369	11:07:05.428
9 -	34.363	59.195	197.0	1:01.919	2:35.477	127.65	1.330	11:09:40.905
10 -	34.273	59.290	194.2	1:03.428	2:36.991	126.41	2.844	11:12:17.896
11 -	34.361	59.099	197.0	1:02.153	2:35.613	127.53	1.466	11:14:53.509
12 -	34.582	59.826	194.9	1:02.125	2:36.533	126.78	2.386	11:17:30.042
13 -	34.561	59.737	193.8	1:01.740	2:36.038	127.19	1.891	11:20:06.080
14 -	34.683	59.359	194.2	1:03.619	2:37.661	125.88	3.514	11:22:43.741
15 -	34.583	59.277	198.5	1:11.526	2:45.386	120.00	11.239	11:25:29.127
16 -	34.714	1:00.651	194.9	1:05.250	2:40.615	123.56	6.468	11:28:09.742

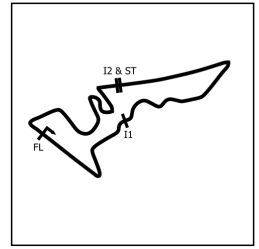
Weather / Track : Bright / Dry

Circuit of the Americas
 Circuit Length = 5.513 km
 Start: 10:45 Flag 11:27 End: 11:33

Circuit of the Americas

TC America - TCR TCA TC

RACE 2 - SECTOR ANALYSIS



SECTOR 1 = FL to I1, SECTOR 2 = I1 to I2, SECTOR 3 = I2 to FL, DIFF = Difference To Personal Best Lap, P = Crossed Finish Line in Pit Lane, D = Time Disallowed

P27 57 TCA		Tyler GONZALEZ			Hyundai Veloster Turbo - Copeland Motorsports			
IDEAL LAP TIME : 2:35.249		BEST LAP TIME : 2:35.698		DIFFERENCE : 0.449				
LAP	SECTOR 1	SECTOR 2	SECTOR 3	LAP TIME	KPH	DIFF	TIME OF DAY	
1 -		1:01.124	193.8	1:02.429	3:17.162	100.66	41.464	10:48:56.471
2 -	35.399	1:00.481	186.8	1:02.657	2:38.537	125.18	2.839	10:51:35.008
3 -	35.500	59.316	197.8	1:01.903	2:36.719	126.63	1.021	10:54:11.727
4 -	34.226	59.491	199.2	1:01.981	2:35.698 (1)	127.46		10:56:47.425
5 -	34.030	59.513	197.8	1:02.278	2:35.821 (2)	127.36	0.123	10:59:23.246
6 -	34.085	1:00.156	198.8	1:02.143	2:36.384 (3)	126.91	0.686	11:01:59.630
7 -	34.063	59.956	197.8	1:02.832	2:36.851	126.53	1.153	11:04:36.481
8 -	34.374	59.722	197.8	1:02.402	2:36.498	126.81	0.800	11:07:12.979
9 -	34.362	59.695	197.0	1:04.480	2:38.537	125.18	2.839	11:09:51.516
10 -	34.458	59.628	196.7	1:03.310	2:37.396	126.09	1.698	11:12:28.912
11 -	34.468	59.991	196.7	1:02.586	2:37.045	126.37	1.347	11:15:05.957
12 -	34.467	59.756	196.0	1:02.660	2:36.883	126.50	1.185	11:17:42.840
13 -	34.655	59.902	197.0	1:02.534	2:37.091	126.33	1.393	11:20:19.931
14 -	34.986	59.914	198.8	1:02.794	2:37.694	125.85	1.996	11:22:57.625
15 -	34.641	59.977	196.3	1:03.231	2:37.849	125.73	2.151	11:25:35.474
16 -	34.211	59.894	196.3	1:03.369	2:37.474	126.03	1.776	11:28:12.948

P28 18 TCA		Caleb BACON			Hyundai Veloster Turbo - CB Motorsports			
IDEAL LAP TIME : 2:36.559		BEST LAP TIME : 2:36.982		DIFFERENCE : 0.423				
LAP	SECTOR 1	SECTOR 2	SECTOR 3	LAP TIME	KPH	DIFF	TIME OF DAY	
1 -		1:00.733	200.3	1:02.883	3:18.037	100.21	41.055	10:48:57.346
2 -	36.476	1:00.950	184.6	1:02.655	2:40.081	123.97	3.099	10:51:37.427
3 -	35.197	1:00.854	192.1	1:02.901	2:38.952	124.86	1.970	10:54:16.379
4 -	34.307	1:00.333	196.7	1:02.342	2:36.982 (1)	126.42		10:56:53.361
5 -	34.669	1:00.362	194.5	1:02.666	2:37.697 (2)	125.85	0.715	10:59:31.058
6 -	34.564	59.993	201.8	1:03.459	2:38.016	125.59	1.034	11:02:09.074
7 -	34.224	1:01.170	195.2	1:02.890	2:38.284	125.38	1.302	11:04:47.358
8 -	34.695	1:00.280	197.0	1:03.030	2:38.005	125.60	1.023	11:07:25.363
9 -	34.998	1:00.865	192.1	1:03.127	2:38.990	124.83	2.008	11:10:04.353
10 -	34.515	1:00.379	197.8	1:02.887	2:37.781 (3)	125.78	0.799	11:12:42.134
11 -	34.673	1:00.247	199.2	1:02.940	2:37.860	125.72	0.878	11:15:19.994
12 -	34.484	1:00.626	194.2	1:03.041	2:38.151	125.49	1.169	11:17:58.145
13 -	34.775	1:00.790	194.5	1:03.532	2:39.097	124.74	2.115	11:20:37.242
14 -	34.558	1:00.449	195.2	1:02.918	2:37.925	125.67	0.943	11:23:15.167
15 -	35.289	1:01.910	193.5	1:03.848	2:41.047	123.23	4.065	11:25:56.214
16 -	35.370	1:01.113	193.2	1:04.550	2:41.033	123.24	4.051	11:28:37.247

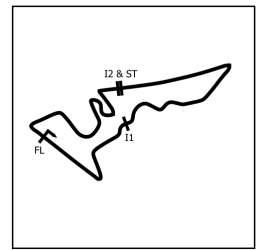
Weather / Track : Bright / Dry

Circuit of the Americas
 Circuit Length = 5.513 km
 Start: 10:45 Flag 11:27 End: 11:33

Circuit of the Americas

TC America - TCR TCA TC

RACE 2 - SECTOR ANALYSIS



SECTOR 1 = FL to I1, SECTOR 2 = I1 to I2, SECTOR 3 = I2 to FL, DIFF = Difference To Personal Best Lap, P = Crossed Finish Line in Pit Lane, D = Time Disallowed

P29 07 TCA		Jose DASILVA		Mazda Global MX5 Cup ND.2 - Ives Motorsports			
IDEAL LAP TIME : 2:36.159		BEST LAP TIME : 2:36.877		DIFFERENCE : 0.718			
LAP	SECTOR 1	SECTOR 2	SECTOR 3	LAP TIME	KPH	DIFF	TIME OF DAY
1 -				3:21.642	98.42	44.765	10:49:00.951
2 -	34.501	59.670	185.2	1:02.706	2:36.877 (1)	126.51	10:51:37.828
3 -			190.4	1:02.261	2:37.563	125.96	10:54:15.391
4 -	34.556	1:00.333	189.4	1:01.988	2:36.877 (1)	126.51	10:56:52.268
5 -			188.8	1:02.317	2:37.445	126.05	10:59:29.713
6 -			193.8	1:03.034	2:38.765	125.00	11:02:08.478
7 -			191.8	1:02.575	2:39.640	124.32	11:04:48.118
8 -	34.997	1:00.558	191.8	1:02.495	2:38.050	125.57	11:07:26.168
9 -				2:37.501	126.01	0.624	11:10:03.669
10 -			190.8	1:02.161	2:37.311 (3)	126.16	11:12:40.980
11 -			190.4	1:02.374	2:38.008	125.60	11:15:18.988
12 -			190.8	1:02.080	2:37.346	126.13	11:17:56.334
13 -	35.609			2:41.814	122.65	4.937	11:20:38.148
14 -	34.751	1:02.113	186.8	1:03.755	2:40.619	123.56	11:23:18.767
15 -	35.683	1:01.824	188.1	1:03.147	2:40.654	123.53	11:25:59.421
16 -	35.048	1:01.353	186.2	1:03.254	2:39.655	124.31	11:28:39.076

P30 33 TCA		Matt FORBUSH		Hyundai Veloster Turbo - CB Motorsports			
IDEAL LAP TIME : 2:38.228		BEST LAP TIME : 2:38.691		DIFFERENCE : 0.463			
LAP	SECTOR 1	SECTOR 2	SECTOR 3	LAP TIME	KPH	DIFF	TIME OF DAY
1 -		1:02.367	195.6	1:03.223	3:21.337	98.57	10:49:00.646
2 -	36.098	1:01.261	195.2	1:03.156	2:40.515	123.64	10:51:41.161
3 -	35.451	1:00.919	193.5	1:03.121	2:39.491 (2)	124.43	10:54:20.652
4 -	34.709	1:01.629	193.8	1:03.285	2:39.623	124.33	10:57:00.275
5 -	35.339	1:00.943	194.2	1:03.397	2:39.679	124.29	10:59:39.954
6 -	35.522	1:02.400	191.8	1:04.059	2:41.981	122.52	11:02:21.935
7 -	35.204	1:00.786	192.8	1:03.587	2:39.577 (3)	124.37	11:05:01.512
8 -	35.329	1:01.565	193.2	1:03.772	2:40.666	123.52	11:07:42.178
9 -	35.268	1:01.148	194.5	1:03.292	2:39.708	124.26	11:10:21.886
10 -	35.118	1:00.840	192.8	1:02.733	2:38.691 (1)	125.06	11:13:00.577
11 -	36.649	1:03.923	187.5	1:04.728	2:45.300	120.06	11:15:45.877
12 -	35.155	1:02.911	189.4	1:03.477	2:41.543	122.85	11:18:27.420
13 -	35.172	1:01.163	194.5	1:03.980	2:40.315	123.79	11:21:07.735
14 -	35.589	1:01.800	193.2	1:03.591	2:40.980	123.28	11:23:48.715
15 -	36.412	1:01.475	193.2	1:03.069	2:40.956	123.30	11:26:29.671
16 -	35.650	1:06.528	183.3	1:09.524	2:51.702	115.58	11:29:21.373

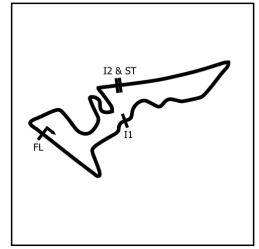
Weather / Track : Bright / Dry

Circuit of the Americas
 Circuit Length = 5.513 km
 Start: 10:45 Flag 11:27 End: 11:33

Circuit of the Americas

TC America - TCR TCA TC

RACE 2 - SECTOR ANALYSIS



SECTOR 1 = FL to I1, SECTOR 2 = I1 to I2, SECTOR 3 = I2 to FL, DIFF = Difference To Personal Best Lap, P = Crossed Finish Line in Pit Lane, D = Time Disallowed

P31 93 TC		Karl HERTEL		Honda Civic Type-R - Team HMA				
IDEAL LAP TIME : 2:29.627		BEST LAP TIME : 2:29.627		DIFFERENCE : 0.000				
LAP	SECTOR 1	SECTOR 2	SECTOR 3	LAP TIME	KPH	DIFF	TIME OF DAY	
1 -		58.847	212.5	1:01.421	3:05.760	106.84	36.133	10:48:45.069
2 -	32.537	57.624	215.1	1:00.138	2:30.299 (2)	132.04	0.672	10:51:15.368
3 -	32.897	57.640	215.1	1:00.930	2:31.467	131.03	1.840	10:53:46.835
4 -	33.253	57.521	216.8	1:01.427	2:32.201	130.39	2.574	10:56:19.036
5 -	32.518	57.709	216.8	1:00.221	2:30.448 (3)	131.91	0.821	10:58:49.484
6 -	32.308	57.189	216.0	1:00.130	2:29.627 (1)	132.64		11:01:19.111
7 -	32.577	58.427	215.5	1:00.206	2:31.210	131.25	1.583	11:03:50.321
8 -	32.668	57.665	215.1	1:00.525	2:30.858	131.55	1.231	11:06:21.179
9 -	32.708	58.000	215.1	1:00.627	2:31.335	131.14	1.708	11:08:52.514
10 -	32.640	58.711	215.5	1:01.850	2:33.201	129.54	3.574	11:11:25.715
11 -	32.634	58.264	213.8	1:01.233	2:32.131	130.45	2.504	11:13:57.846
12 -	34.073	59.280	216.0	1:01.090	2:34.443	128.50	4.816	11:16:32.289
13 -	32.915	58.174	215.1	1:01.203	2:32.292	130.32	2.665	11:19:04.581
14 -	32.667	58.368	215.5	1:00.718	2:31.753	130.78	2.126	11:21:36.334
15 -	32.886	59.596	167.4	IN PIT	3:48.349 P	86.91	1:18.722	11:25:24.683

P32 178 TCA		Jonathan NEWCOMBE		Honda Civic Si - VGMC Racing				
IDEAL LAP TIME : 2:34.503		BEST LAP TIME : 2:34.804		DIFFERENCE : 0.301				
LAP	SECTOR 1	SECTOR 2	SECTOR 3	LAP TIME	KPH	DIFF	TIME OF DAY	
1 -		1:01.756	197.4	1:01.776	3:18.555	99.95	43.751	10:48:57.864
2 -	34.838	59.458	198.5	1:01.671	2:35.967	127.24	1.163	10:51:33.831
3 -	34.032	59.409	197.8	1:01.363	2:34.804 (1)	128.20		10:54:08.635
4 -	34.627	1:00.173	187.5	1:02.136	2:36.936	126.46	2.132	10:56:45.571
5 -	34.142	59.296	200.7	1:01.522	2:34.960 (2)	128.07	0.156	10:59:20.531
6 -	34.148	59.108	200.0	1:02.647	2:35.903	127.30	1.099	11:01:56.434
7 -	34.251	59.654	198.8	1:01.913	2:35.818 (3)	127.37	1.014	11:04:32.252
8 -	34.687	1:00.092	197.8	1:06.179	2:40.958	123.30	6.154	11:07:13.210
9 -	38.128	1:38.249	197.0	1:33.133	3:49.510	86.47	1:14.706	11:11:02.720
10 -	35.058	1:01.688	145.5	1:24.710	3:01.456	109.37	26.652	11:14:04.176
11 -	35.062	1:21.159	190.1	1:23.936	3:20.157	99.15	45.353	11:17:24.333
12 -	35.713	1:02.220	196.7	1:27.555	3:05.488	106.99	30.684	11:20:29.821
13 -	35.787	2:03.855	121.4	IN PIT	3:59.160 P	82.98	1:24.356	11:24:28.981

P33 24 TCA		Damon SURZYSHYN		Subaru BRZ '15 - TechSport Racing				
IDEAL LAP TIME : 2:41.222		BEST LAP TIME : 2:41.928		DIFFERENCE : 0.706				
LAP	SECTOR 1	SECTOR 2	SECTOR 3	LAP TIME	KPH	DIFF	TIME OF DAY	
1 -		1:03.008	189.4	1:04.908	3:24.093	97.24	42.165	10:49:03.402
2 -	36.150	1:02.827	183.6	1:04.330	2:43.307	121.53	1.379	10:51:46.709
3 -	36.222	1:02.075	182.7	1:03.965	2:42.262 (3)	122.31	0.334	10:54:28.971
4 -	36.190	1:02.015	183.3	1:03.925	2:42.130 (2)	122.41	0.202	10:57:11.101
5 -	36.280	1:01.866	186.2	1:06.657	2:44.803	120.42	2.875	10:59:55.904
6 -	36.237	1:01.934	182.4	1:03.757	2:41.928 (1)	122.56		11:02:37.832
7 -	36.005	1:02.145	184.3	IN PIT	2:49.297 P	117.23	7.369	11:05:27.129
8 -	OUTLAP	1:02.320	183.3	1:04.988	11:08.862	29.67	8:26.934	11:16:35.991
9 -	35.906	1:01.559	173.6	IN PIT	2:50.232 P	116.58	8.304	11:19:26.223

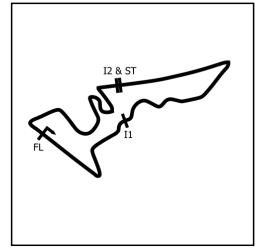
Weather / Track : Bright / Dry

Circuit of the Americas
 Circuit Length = 5.513 km
 Start: 10:45 Flag 11:27 End: 11:33

Circuit of the Americas

TC America - TCR TCA TC

RACE 2 - SECTOR ANALYSIS



SECTOR 1 = FL to I1, SECTOR 2 = I1 to I2, SECTOR 3 = I2 to FL, DIFF = Difference To Personal Best Lap, P = Crossed Finish Line in Pit Lane, D = Time Disallowed

P34 78 TC		Jeff RICCA			Hyundai Veloster N TC - GenRacer/Ricca Autosport			
IDEAL LAP TIME : 2:27.590		BEST LAP TIME : 2:27.861		DIFFERENCE : 0.271				
LAP	SECTOR 1	SECTOR 2		SECTOR 3	LAP TIME	KPH	DIFF	TIME OF DAY
1 -		57.014	219.5	58.896	2:59.790	110.38	31.929	10:48:39.099
2 -	32.034	56.660	210.1	59.167	2:27.861 (1)	134.22		10:51:06.960
3 -	32.261	57.003	200.7	59.721	2:28.985 (2)	133.21	1.124	10:53:35.945
4 -	32.372	1:07.688	135.5	IN PIT	2:54.726 P	113.58	26.865	10:56:30.671
5 -	OUTLAP	59.895	201.1	IN PIT	6:47.044 P	48.75	4:19.183	11:03:17.715

Weather / Track : Bright / Dry

Circuit of the Americas
 Circuit Length = 5.513 km
 Start: 10:45 Flag 11:27 End: 11:33

Circuit of the Americas

TC America - TCR TCA TC

RACE 2 - BEST SECTORS

SECTOR 1			SECTOR 2			SECTOR 3			IDEAL / BEST COMPARISON						
POS	NO	NAME	TIME	NO	NAME	TIME	NO	NAME	TIME	POS	NO	NAME	IDEAL	BEST	DIFF
												PERFECT LAP	2:18.007		
1	74	MAXSON	29.655	51	REGER	52.516	74	MAXSON	55.836	1	74	MAXSON	2:18.053	2:18.404	0.351
2	51	REGER	29.803	74	MAXSON	52.562	51	REGER	55.987	2	51	REGER	2:18.306	2:18.643	0.337
3	72	VINCENT	29.972	72	VINCENT	53.037	5	BLOCK	56.387	3	72	VINCENT	2:19.486	2:19.816	0.330
4	71	HURCZYN	30.033	71	HURCZYN	53.300	72	VINCENT	56.477	4	71	HURCZYN	2:19.983	2:20.175	0.192
5	99	GONZALEZ JR	30.165	99	GONZALEZ JR	53.551	71	HURCZYN	56.650	5	99	GONZALEZ JR	2:20.536	2:20.815	0.279
6	5	BLOCK	30.327	5	SMTHSON	53.821	99	GONZALEZ JR	56.820	6	5	BLOCK	2:20.641	2:20.718	0.077
7	17	SMTHSON	30.620	5	BLOCK	53.927	17	SMTHSON	57.101	7	17	SMTHSON	2:21.542	2:22.220	0.678
8	04	MOSES	30.707	04	MOSES	54.461	04	MOSES	57.710	8	04	MOSES	2:22.878	2:23.477	0.599
9	26	GRAHOVEC	31.485	23	FEDERL	55.312	31	SCHWARTZ	58.129	9	23	FEDERL	2:25.362	2:25.495	0.133
10	31	SCHWARTZ	31.517	26	GRAHOVEC	55.588	26	GRAHOVEC	58.367	10	31	SCHWARTZ	2:25.386	2:25.882	0.496
11	23	FEDERL	31.578	94	HULL	55.705	23	FEDERL	58.472	11	26	GRAHOVEC	2:25.440	2:25.723	0.283
12	36	CLAY	31.608	36	CLAY	55.738	94	HULL	58.573	12	94	HULL	2:25.914	2:26.404	0.490
13	94	HULL	31.636	31	SCHWARTZ	55.740	11	BLOOM	58.618	13	36	CLAY	2:25.971	2:26.296	0.325
14	20	SLONAKER	31.698	11	BLOOM	55.904	36	CLAY	58.625	14	11	BLOOM	2:26.453	2:27.320	0.867
15	52	CAPIZZI	31.715	52	CAPIZZI	55.926	48	HODGEN	58.816	15	52	CAPIZZI	2:26.489	2:26.753	0.264
16	48	HODGEN	31.806	20	SLONAKER	56.204	52	CAPIZZI	58.848	16	48	HODGEN	2:26.868	2:27.165	0.297
17	11	BLOOM	31.931	48	HODGEN	56.246	78	RICCA	58.896	17	20	SLONAKER	2:27.025	2:27.762	0.737
18	78	RICCA	32.034	78	RICCA	56.660	20	SLONAKER	59.123	18	78	RICCA	2:27.590	2:27.861	0.271
19	21	ROBSON	32.262	21	ROBSON	56.938	21	ROBSON	59.912	19	21	ROBSON	2:29.112	2:29.380	0.268
20	93	HERTEL	32.308	93	HERTEL	57.189	93	HERTEL	1:00.130	20	93	HERTEL	2:29.627	2:29.627	0.000
21	27	RADER	32.435	8	IGLESIAS	57.517	27	RADER	1:00.286	21	27	RADER	2:30.318	2:30.584	0.266
22	8	IGLESIAS	32.580	27	RADER	57.597	8	IGLESIAS	1:00.500	22	8	IGLESIAS	2:30.597	2:31.061	0.464
23	60	MEJIA	33.657	9	BOEHM	58.548	25	GROENKE	1:00.620	23	61	POMBO	2:33.002	2:33.596	0.594
24	61	POMBO	33.727	61	POMBO	58.571	61	POMBO	1:00.704	24	60	MEJIA	2:33.056	2:33.261	0.205
25	9	BOEHM	33.733	60	MEJIA	58.680	60	MEJIA	1:00.719	25	9	BOEHM	2:33.176	2:33.393	0.217
26	59	HERNANDEZ	33.942	59	HERNANDEZ	58.805	9	BOEHM	1:00.895	26	25	GROENKE	2:33.548	2:34.227	0.679
27	57	GONZALEZ	34.030	25	GROENKE	58.817	22	ESSMA	1:00.916	27	22	ESSMA	2:33.848	2:33.922	0.074
28	178	NEWCOMBE	34.032	22	ESSMA	58.850	59	HERNANDEZ	1:01.245	28	59	HERNANDEZ	2:33.992	2:34.147	0.155
29	22	ESSMA	34.082	178	NEWCOMBE	59.108	178	NEWCOMBE	1:01.363	29	178	NEWCOMBE	2:34.503	2:34.804	0.301
30	25	GROENKE	34.111	57	GONZALEZ	59.316	57	GONZALEZ	1:01.903	30	57	GONZALEZ	2:35.249	2:35.698	0.449
31	18	BACON	34.224	07	DASILVA	59.670	07	DASILVA	1:01.988	31	07	DASILVA	2:36.159	2:36.877	0.718
32	07	DASILVA	34.501	18	BACON	59.993	18	BACON	1:02.342	32	18	BACON	2:36.559	2:36.982	0.423
33	33	FORBUSH	34.709	33	FORBUSH	1:00.786	33	FORBUSH	1:02.733	33	33	FORBUSH	2:38.228	2:38.691	0.463
34	24	SURZYSHYN	35.906	24	SURZYSHYN	1:01.559	24	SURZYSHYN	1:03.757	34	24	SURZYSHYN	2:41.222	2:41.928	0.706

Weather / Track : Bright / Dry

Circuit of the Americas

Circuit Length = 5.513 km

Start: 10:45 Flag 11:27 End: 11:33

Results can be found at www.tsl-timing.com

Printed - 11:43 Sunday, March 8, 2020

Circuit of the Americas

TC America - TCR TCA TC

RACE 2 - BEST SPEEDS

POS	INTERMEDIATE 1		KPH	INTERMEDIATE 2		KPH	FINISH LINE		KPH
	NO	NAME		NO	NAME		NO	NAME	
1				72	VINCENT	235.8			
2				51	REGER	235.2			
3				71	HURCZYN	234.7			
4				74	MAXSON	234.2			
5				99	GONZALEZ JR	231.2			
6				04	MOSES	229.7			
7				17	SMTHSON	229.2			
8				5	BLOCK	227.8			
9				23	FEDERL	225.9			
10				36	CLAY	224.0			
11				31	SCHWARTZ	223.1			
12				94	HULL	223.1			
13				26	GRAHOVEC	222.2			
14				20	SLONAKER	221.7			
15				48	HODGEN	220.4			
16				52	CAPIZZI	219.5			
17				78	RICCA	219.5			
18				11	BLOOM	219.0			
19				8	IGLESIAS	219.0			
20				27	RADER	218.1			
21				21	ROBSON	217.3			
22				93	HERTEL	216.8			
23				9	BOEHM	205.3			
24				22	ESSMA	203.0			
25				18	BACON	201.8			
26				25	GROENKE	201.4			
27				61	POMBO	201.1			
28				178	NEWCOMBE	200.7			
29				59	HERNANDEZ	200.0			
30				60	MEJIA	199.6			
31				57	GONZALEZ	199.2			
32				33	FORBUSH	195.6			
33				07	DASILVA	193.8			
34				24	SURZYSHYN	189.4			

Weather / Track : Bright / Dry

Results can be found at www.tsl-timing.com

Circuit of the Americas
Circuit Length = 5.513 km
Start: 10:45 Flag 11:27 End: 11:33

Printed - 11:43 Sunday, March 8, 2020

Circuit of the Americas

TC America - TCR TCA TC

RACE 2 - STATISTICS

Competitors Started 34
Planned Start 2020-03-08 @ 10:45:00.000
Actual Start 2020-03-08 @ 10:45:39.308
Finish Time 2020-03-08 @ 11:27:39.470
Track Length 5.513km
Total Laps 553
Total Distance Covered 3048.689km

Session Fastest Lap History

NO	CL	NAME	LAP TIME	TIME OF DAY	LAP	VEHICLE
74	TCR	Tyler MAXSON	2:18.535	10:50:15.293	2	Hyundai Veloster N TCR
74	TCR	Tyler MAXSON	2:18.404	10:52:33.697	3	Hyundai Veloster N TCR

Session Leader History

NO	CL	NAME	FROM LAP	LAPS LED	DISTANCE	VEHICLE
74	TCR	Tyler MAXSON	1	18	98.94 km	Hyundai Veloster N TCR

Flag History

TYPE	TIME OF DAY
GREEN	10:45:39.308
FINISH	11:27:39.470

Flag Statistics

TYPE	COUNT	TOTAL LAPS	TOTAL TIME
Green	1	18	47:58.372
Red	0	0	0.000
Safety Car	0	0	0.000
FCY	0	0	0.000

Weather / Track : Bright / Dry

Circuit of the Americas
TC America - TCR TCA TC
RACE 2 - STATISTICS

CLASS : TC

14 Starters

Fastest Lap History

NO	NAME	LAP TIME	TIME OF DAY	LAP	VEHICLE
31	Johan SCHWARTZ	2:25.909	10:51:02.517	2	BMW M240iR Cup
31	Johan SCHWARTZ	2:25.882	10:53:28.399	3	BMW M240iR Cup
26	Toby GRAHOVEC	2:25.723	10:53:28.792	3	BMW M240iR Cup
23	Joseph FEDERL	2:25.495	10:53:29.726	3	Nissan 370z

Leader History

NO	NAME	FROM LAP	LAPS LED	DISTANCE	VEHICLE
31	Johan SCHWARTZ	1	6	32.78 km	BMW M240iR Cup
23	Joseph FEDERL	7	4	22.05 km	Nissan 370z
26	Toby GRAHOVEC	11	1	5.51 km	BMW M240iR Cup
23	Joseph FEDERL	12	6	33.07 km	Nissan 370z

Weather / Track : Bright / Dry

Circuit of the Americas
TC America - TCR TCA TC
RACE 2 - STATISTICS

CLASS : TCA

12 Starters

Fastest Lap History

NO	NAME	LAP TIME	TIME OF DAY	LAP	VEHICLE
60	Tomas MEJIA	2:34.072	10:51:25.748	2	MINI Cooper JCW
60	Tomas MEJIA	2:33.863	10:53:59.611	3	MINI Cooper JCW
61	Mark POMBO	2:33.596	10:54:09.320	3	MINI Cooper JCW
60	Tomas MEJIA	2:33.261	10:56:32.872	4	MINI Cooper JCW

Leader History

NO	NAME	FROM LAP	LAPS LED	DISTANCE	VEHICLE
60	Tomas MEJIA	1	17	93.43 km	MINI Cooper JCW

Weather / Track : Bright / Dry

Results can be found at www.tsl-timing.com

Page 3 of 4

Circuit of the Americas
Circuit Length = 5.513 km
Start: 10:45 Flag 11:27 End: 11:33

Printed - 11:44 Sunday, March 8, 2020

Circuit of the Americas
TC America - TCR TCA TC
RACE 2 - STATISTICS

CLASS : TCR

8 Starters

Fastest Lap History

NO	NAME	LAP TIME	TIME OF DAY	LAP	VEHICLE
74	Tyler MAXSON	2:18.535	10:50:15.293	2	Hyundai Veloster N TCR
74	Tyler MAXSON	2:18.404	10:52:33.697	3	Hyundai Veloster N TCR

Leader History

NO	NAME	FROM LAP	LAPS LED	DISTANCE	VEHICLE
74	Tyler MAXSON	1	18	98.94 km	Hyundai Veloster N TCR

Weather / Track : Bright / Dry

Results can be found at www.tsl-timing.com

Page 4 of 4

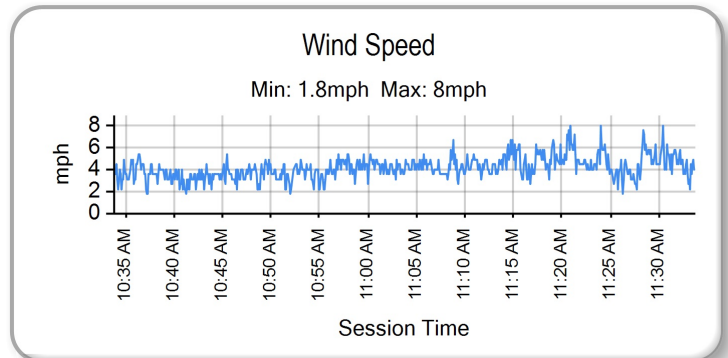
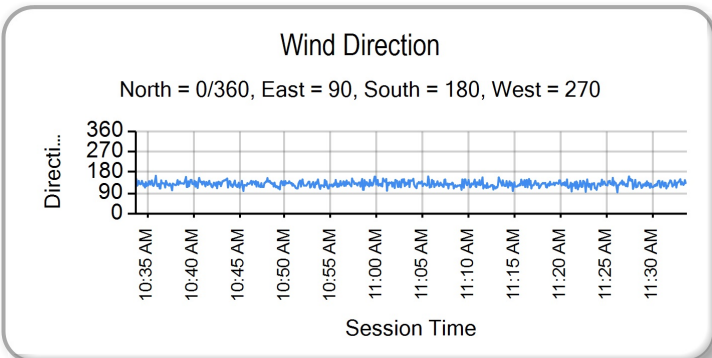
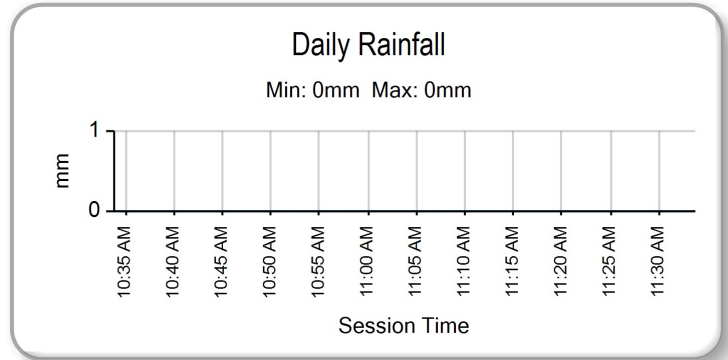
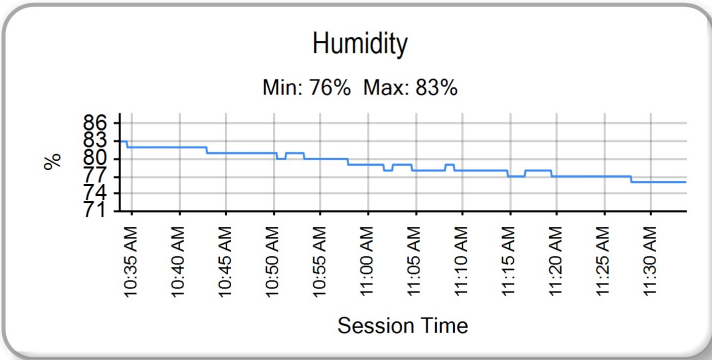
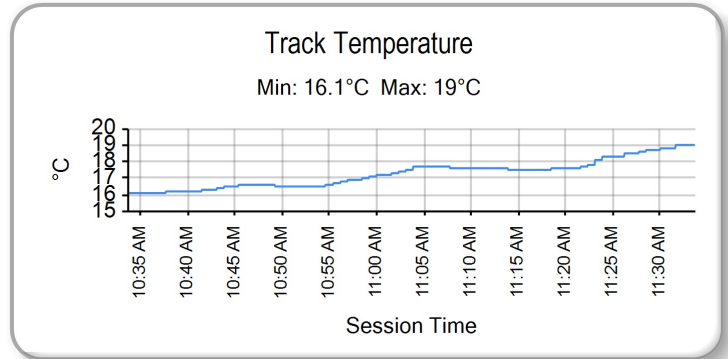
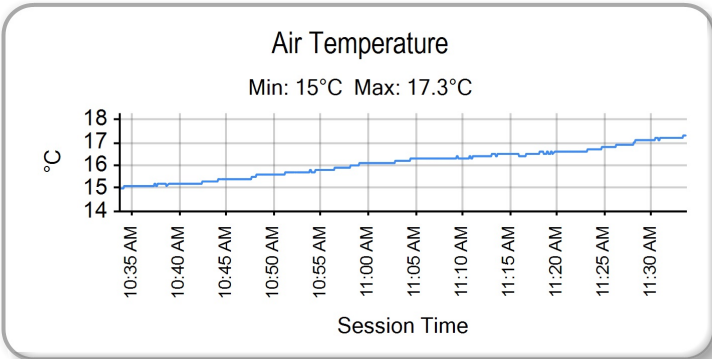
Circuit of the Americas
Circuit Length = 5.513 km
Start: 10:45 Flag 11:27 End: 11:33

Printed - 11:44 Sunday, March 8, 2020

Circuit of the Americas

TC America - TCR TCA TC

RACE 2 - WEATHER CONDITIONS



Weather / Track : Bright / Dry

Results can be found at www.tsl-timing.com

Circuit of the Americas
Circuit Length = 5.513 km
Start: 10:45 Flag 11:27 End: 11:33

Printed - 11:44 Sunday, March 8, 2020