



**TC**

**Circuit of the Americas**

**March 23<sup>rd</sup> – 25<sup>th</sup>, 2018**



**Results Provided by Timing Solutions Ltd**  
[www.tsl-timing.com](http://www.tsl-timing.com)

# Grand Prix of Texas

TC

## PRACTICE 1 - Friday March 23rd 2018 - CLASSIFICATION



POS	NO	NAME	ENTRY	TIME	ON	LAPS	GAP	DIFF	MPH
1	3	<b>Vesko KOZAROV</b>	Nissan 370z TC Spec - Rearden Racing	<b>2:26.346</b>	5	10			84.39
2	78	<b>Jeff RICCA</b>	Genesis Coupe - GenRacer	<b>2:26.484</b>	3	9	<b>0.138</b>	0.138	84.31
3	91	<b>Karl WITTMER</b>	BMW M235iR Cup - Classic BMW	<b>2:27.099</b>	3	11	<b>0.753</b>	0.615	83.96
4	26	<b>Matt TRAVIS</b>	BMW M235iR Cup - Classic BMW	<b>2:27.528</b>	4	11	<b>1.182</b>	0.429	83.71
5	81	<b>Jacob RUUD</b>	BMW M235iR Cup - Winding Road Team TFB	<b>2:27.604</b>	10	10	<b>1.258</b>	0.076	83.67
6	80	<b>Johan SCHWARTZ</b>	BMW M235iR Cup - Rooster Hall Racing	<b>2:28.032</b>	10	11	<b>1.686</b>	0.428	83.43
7	97	<b>Tony RIVERA</b>	Nissan 370z TC Spec - Brass Monkey Racing	<b>2:28.712</b>	5	7	<b>2.366</b>	0.680	83.05
8	20	<b>Robert NIMKOFF</b>	BMW M235iR Cup - AutoTechnic Racing	<b>2:28.716</b>	6	7	<b>2.370</b>	0.004	83.05
9	87	<b>Henry SCHMITT</b>	BMW M235iR Cup - Stephen Cameron Racing	<b>2:29.264</b>	4	11	<b>2.918</b>	0.548	82.74
10	27	<b>Jayson CLUNIE</b>	BMW M235iR Cup - Classic BMW	<b>2:29.498</b>	9	11	<b>3.152</b>	0.234	82.61
11	33	<b>Paul TERRY</b>	Nissan 370z TC Spec - Rearden Racing	<b>2:29.684</b>	5	12	<b>3.338</b>	0.186	82.51
12	23	<b>Steve STREIMER</b>	Nissan 370z TC Spec - TechSport Racing	<b>2:30.062</b>	11	11	<b>3.716</b>	0.378	82.30
13	19	<b>Sean QUINLAN</b>	BMW M235iR Cup - Stephen Cameron Racing	<b>2:30.091</b>	9	12	<b>3.745</b>	0.029	82.28
14	02	<b>Mark BRUMMOND</b>	BMW M235iR Cup - AutoTechnic Racing	<b>2:30.103</b>	6	11	<b>3.757</b>	0.012	82.28
15	66	<b>Daren JORGENSEN</b>	BMW M235iR Cup - RHC Lawrence-Strom	<b>2:31.189</b>	5	10	<b>4.843</b>	1.086	81.69
16	5	<b>Max FEDLER</b>	BMW M235iR Cup - Matt Young Motorsports	<b>2:32.716</b>	8	10	<b>6.370</b>	1.527	80.87
17	93	<b>Joshua FORAN</b>	Honda Civic Type R - Team HMA	<b>2:33.616</b>	8	10	<b>7.270</b>	0.900	80.40

Weather / Track : Cloudy / Dry

These results are provisional until the conclusion of any judicial and technical matters.

Circuit of the Americas

Circuit Length = 3.4308 miles

Start: 09:30 Flag 10:00 End: 10:05

Chief Steward :	Chief of Timing
-----------------	-----------------

Results can be found at [www.tsl-timing.com](http://www.tsl-timing.com)

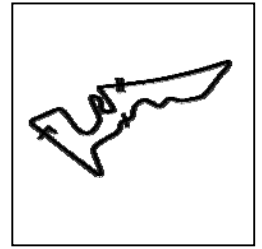
Printed - 10:10 Friday, March 23, 2018



# Grand Prix of Texas

TC

## PRACTICE 1 - Friday March 23rd 2018 - SECTOR ANALYSIS



SECTOR 1 = FL to I1, SECTOR 2 = I1 to I2, SECTOR 3 = I2 to FL, DIFF = Difference To Personal Best Lap, P = Crossed Finish Line in Pit Lane, D = Time Disallowed

P1 3		Vesko KOZAROV			Nissan 370z TC Spec - Rearden Racing		
IDEAL LAP TIME : 2:26.100		BEST LAP TIME : 2:26.346		DIFFERENCE : 0.246			
LAP	SECTOR 1	SECTOR 2	SECTOR 3	LAP TIME	MPH	DIFF	TIME OF DAY
1 -	OUTLAP	1:02.490	122.0	1:01.596			09:33:37.634
2 -	32.457	56.953	124.7	59.503	2:28.913	82.94	2.567 09:36:06.547
3 -	32.189	56.652	131.3	59.144	2:27.985	83.46	1.639 09:38:34.532
4 -	32.425	56.173	132.1	58.841	2:27.439	83.76	1.093 09:41:01.971
5 -	31.904	55.922	<b>133.1</b>	58.520	<b>2:26.346 (1)</b>	<b>84.39</b>	<b>09:43:28.317</b>
6 -	32.143	56.132	132.1	IN PIT	2:29.491	P 82.61	3.145 09:45:57.808
7 -	OUTLAP	59.319	129.8	59.166	6:11.620	33.23	3:45.274 09:52:09.428
8 -	31.937	56.060	132.6	58.649	2:26.646	(3) 84.22	0.300 09:54:36.074
9 -	31.866	56.024	132.6	<b>58.516</b>	2:26.406	(2) 84.36	0.060 09:57:02.480
10 -	<b>31.818</b>	<b>55.766</b>	<b>133.1</b>	IN PIT	2:29.990	P 82.34	3.644 09:59:32.470

P2 78		Jeff RICCA			Genesis Coupe - GenRacer		
IDEAL LAP TIME : 2:26.086		BEST LAP TIME : 2:26.484		DIFFERENCE : 0.398			
LAP	SECTOR 1	SECTOR 2	SECTOR 3	LAP TIME	MPH	DIFF	TIME OF DAY
1 -	OUTLAP	59.907	135.2	1:00.761			09:33:57.026
2 -	32.201	<b>55.564</b>	135.2	59.117	2:26.882	(2) 84.08	0.398 09:36:23.908
3 -	<b>31.861</b>	55.962	<b>137.2</b>	<b>58.661</b>	<b>2:26.484 (1)</b>	<b>84.31</b>	<b>09:38:50.392</b>
4 -	32.177	56.771	135.5	1:00.132	2:29.080	82.84	2.596 09:41:19.472
5 -	32.525	56.992	135.2	IN PIT	2:36.879	P 78.72	10.395 09:43:56.351
6 -	OUTLAP	57.228	114.1	1:00.180	5:56.463	34.64	3:29.979 09:49:52.814
7 -	32.240	57.055	135.2	59.794	2:29.089	82.84	2.605 09:52:21.903
8 -	32.025	56.226	136.1	58.731	2:26.982	(3) 84.03	0.498 09:54:48.885
9 -	32.902	57.369	132.1	IN PIT	2:35.809	P 79.26	9.325 09:57:24.694

P3 91		Karl WITTMER			BMW M235iR Cup - Classic BMW		
IDEAL LAP TIME : 2:27.070		BEST LAP TIME : 2:27.099		DIFFERENCE : 0.029			
LAP	SECTOR 1	SECTOR 2	SECTOR 3	LAP TIME	MPH	DIFF	TIME OF DAY
1 -	OUTLAP	1:09.457	106.3	1:05.128			09:33:54.011
2 -	32.522	56.777	130.8	59.173	2:28.472	83.18	1.373 09:36:22.483
3 -	32.059	<b>56.328</b>	130.0	<b>58.712</b>	<b>2:27.099 (1)</b>	<b>83.96</b>	<b>09:38:49.582</b>
4 -	<b>32.030</b>	1:00.095	113.9	IN PIT	2:40.282	P 77.05	13.183 09:41:29.864
5 -	OUTLAP	59.519	120.4	1:00.724	3:04.242	67.03	37.143 09:44:34.106
6 -	32.297	56.907	130.5	59.136	2:28.340	83.26	1.241 09:47:02.446
7 -	32.385	57.095	130.0	59.146	2:28.626	83.10	1.527 09:49:31.072
8 -	32.220	56.683	130.5	58.826	2:27.729	(2) 83.60	0.630 09:51:58.801
9 -	33.001	57.350	<b>132.1</b>	IN PIT	2:35.168	P 79.59	8.069 09:54:33.969
10 -	OUTLAP	57.153	129.0	1:00.405	5:03.904	40.64	2:36.805 09:59:37.873
11 -	32.270	56.620	130.3	58.991	2:27.881	(3) 83.51	0.782 10:02:05.754

P4 26		Matt TRAVIS			BMW M235iR Cup - Classic BMW		
IDEAL LAP TIME : 2:27.295		BEST LAP TIME : 2:27.528		DIFFERENCE : 0.233			
LAP	SECTOR 1	SECTOR 2	SECTOR 3	LAP TIME	MPH	DIFF	TIME OF DAY
1 -	OUTLAP	1:05.255	115.9	IN PIT		P	09:33:58.822
2 -	OUTLAP	57.309	128.3	59.228	3:46.748	54.46	1:19.220 09:37:45.570
3 -	32.516	<b>56.508</b>	128.8	58.705	2:27.729	(3) 83.60	0.201 09:40:13.299
4 -	32.317	56.668	128.5	<b>58.543</b>	<b>2:27.528 (1)</b>	<b>83.71</b>	<b>09:42:40.827</b>
5 -	32.487	57.445	128.0	58.743	2:28.675	83.07	1.147 09:45:09.502
6 -	32.527	56.799	129.0	IN PIT	2:31.463	P 81.54	3.935 09:47:40.965
7 -	OUTLAP	56.805	129.0	58.681	3:38.350	56.56	1:10.822 09:51:19.315
8 -	32.493	56.778	129.3	59.046	2:28.317	83.27	0.789 09:53:47.632
9 -	32.306	56.694	128.3	58.692	2:27.692	(2) 83.62	0.164 09:56:15.324
10 -	<b>32.244</b>	56.692	<b>129.8</b>	59.240	2:28.176	83.35	0.648 09:58:43.500

Weather / Track : Cloudy / Dry

Circuit of the Americas

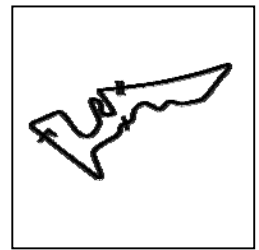
Circuit Length = 3.4308 miles

Start: 09:30 Flag 10:00 End: 10:05

# Grand Prix of Texas

TC

## PRACTICE 1 - Friday March 23rd 2018 - SECTOR ANALYSIS



SECTOR 1 = FL to I1, SECTOR 2 = I1 to I2, SECTOR 3 = I2 to FL, DIFF = Difference To Personal Best Lap, P = Crossed Finish Line in Pit Lane, D = Time Disallowed  
 11 - 32.429 56.746 129.0 IN PIT 2:32.599 P 80.93 5.071 10:01:16.099

P5 81		Jacob RUUD			BMW M235iR Cup - Winding Road Team TFB			
IDEAL LAP TIME : 2:27.519		BEST LAP TIME : 2:27.604			DIFFERENCE : 0.085			
LAP	SECTOR 1	SECTOR 2		SECTOR 3	LAP TIME	MPH	DIFF	TIME OF DAY
1 -	OUTLAP	1:03.207	128.5	1:01.296				09:33:42.208
2 -	32.138	57.623	130.5	59.844	2:29.605	82.55	2.001	09:36:11.813
3 -	32.285	57.198	126.3	1:00.362	2:29.845	82.42	2.241	09:38:41.658
4 -	<b>31.886</b>	57.589	131.5	59.048	2:28.523 (3)	83.15	0.919	09:41:10.181
5 -	32.154	58.258	131.3	IN PIT	2:41.315 P	76.56	13.711	09:43:51.496
6 -	OUTLAP	1:00.150	129.3	1:01.429	7:02.513	29.23	4:34.909	09:50:54.009
7 -	32.313	57.353	131.3	59.604	2:29.270	82.74	1.666	09:53:23.279
8 -	31.890	<b>56.775</b>	131.5	1:00.008	2:28.673	83.07	1.069	09:55:51.952
9 -	32.140	56.922	131.5	59.250	2:28.312 (2)	83.27	0.708	09:58:20.264
10 -	31.954	56.792	<b>131.8</b>	<b>58.858</b>	<b>2:27.604 (1)</b>	<b>83.67</b>		<b>10:00:47.868</b>

P6 80		Johan SCHWARTZ			BMW M235iR Cup - Rooster Hall Racing			
IDEAL LAP TIME : 2:27.700		BEST LAP TIME : 2:28.032			DIFFERENCE : 0.332			
LAP	SECTOR 1	SECTOR 2		SECTOR 3	LAP TIME	MPH	DIFF	TIME OF DAY
1 -	OUTLAP	1:05.942	114.9	1:02.553				09:33:48.705
2 -	32.841	57.017	129.0	59.195	2:29.053	82.86	1.021	09:36:17.758
3 -	32.458	56.989	<b>131.0</b>	59.724	2:29.171	82.79	1.139	09:38:46.929
4 -	32.721	<b>56.860</b>	129.5	<b>58.560</b>	2:28.141	83.37	0.109	09:41:15.070
5 -	32.461	56.956	129.8	58.658	2:28.075 (3)	83.40	0.043	09:43:43.145
6 -	32.501	56.899	130.0	58.645	2:28.045 (2)	83.42	0.013	09:46:11.190
7 -	32.329	57.194	130.0	IN PIT	2:30.730 P	81.94	2.698	09:48:41.920
8 -	OUTLAP	57.664	112.7	1:02.862	4:37.167	44.56	2:09.135	09:53:19.087
9 -	32.592	57.208	129.5	58.912	2:28.712	83.05	0.680	09:55:47.799
10 -	<b>32.280</b>	56.897	129.8	58.855	<b>2:28.032 (1)</b>	<b>83.43</b>		<b>09:58:15.831</b>
11 -	32.316	1:02.219	97.8	IN PIT	2:45.001 P	74.85	16.969	10:01:00.832

P7 97		Tony RIVERA			Nissan 370z TC Spec - Brass Monkey Racing			
IDEAL LAP TIME : 2:28.551		BEST LAP TIME : 2:28.712			DIFFERENCE : 0.161			
LAP	SECTOR 1	SECTOR 2		SECTOR 3	LAP TIME	MPH	DIFF	TIME OF DAY
1 -	OUTLAP	1:04.174	99.5	1:08.566				09:34:15.358
2 -	33.917	57.453	128.8	1:01.004	2:32.374	81.05	3.662	09:36:47.732
3 -	32.940	57.025	132.1	1:00.218	2:30.183	82.23	1.471	09:39:17.915
4 -	32.822	56.701	132.6	1:00.306	2:29.829 (3)	82.43	1.117	09:41:47.744
5 -	<b>32.452</b>	56.624	133.4	<b>59.636</b>	<b>2:28.712 (1)</b>	<b>83.05</b>		<b>09:44:16.456</b>
6 -	32.478	<b>56.463</b>	<b>134.2</b>	59.933	2:28.874 (2)	82.96	0.162	09:46:45.330
7 -	39.386	1:23.039	47.0	IN PIT	3:39.404 P	56.29	1:10.692	09:50:24.734

P8 20		Robert NIMKOFF			BMW M235iR Cup - AutoTechnic Racing			
IDEAL LAP TIME : 2:28.716		BEST LAP TIME : 2:28.716			DIFFERENCE : 0.000			
LAP	SECTOR 1	SECTOR 2		SECTOR 3	LAP TIME	MPH	DIFF	TIME OF DAY
1 -	OUTLAP	1:04.507	121.3	1:04.495				09:34:12.105
2 -	33.670	58.018	128.8	1:00.585	2:32.273	81.11	3.557	09:36:44.378
3 -	33.239	57.332	129.8	1:00.359	2:30.930	81.83	2.214	09:39:15.308
4 -	32.749	56.666	129.5	1:00.088	2:29.503 (2)	82.61	0.787	09:41:44.811
5 -	32.686	56.798	<b>132.3</b>	1:00.054	2:29.538 (3)	82.59	0.822	09:44:14.349
6 -	<b>32.400</b>	<b>56.529</b>	129.5	<b>59.787</b>	<b>2:28.716 (1)</b>	<b>83.05</b>		<b>09:46:43.065</b>
7 -	32.788	56.891	129.5	IN PIT	2:36.974 P	78.68	8.258	09:49:20.039

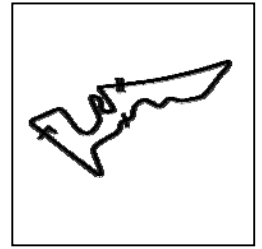
Weather / Track : Cloudy / Dry

Circuit of the Americas  
 Circuit Length = 3.4308 miles  
 Start: 09:30 Flag 10:00 End: 10:05

# Grand Prix of Texas

TC

## PRACTICE 1 - Friday March 23rd 2018 - SECTOR ANALYSIS



SECTOR 1 = FL to I1, SECTOR 2 = I1 to I2, SECTOR 3 = I2 to FL, DIFF = Difference To Personal Best Lap, P = Crossed Finish Line in Pit Lane, D = Time Disallowed

P9 87		Henry SCHMITT			BMW M235iR Cup - Stephen Cameron Racing			
IDEAL LAP TIME : 2:28.812		BEST LAP TIME : 2:29.264		DIFFERENCE : 0.452				
LAP	SECTOR 1	SECTOR 2		SECTOR 3	LAP TIME	MPH	DIFF	TIME OF DAY
1 -	OUTLAP	1:12.690	94.2	1:06.898				09:33:56.825
2 -	34.172	58.554	124.5	1:01.428	2:34.154	80.12	4.890	09:36:30.979
3 -	32.823	57.019	128.3	59.964	2:29.806 (3)	82.44	0.542	09:39:00.785
4 -	33.034	<b>56.937</b>	128.5	<b>59.293</b>	<b>2:29.264 (1)</b>	<b>82.74</b>		<b>09:41:30.049</b>
5 -	<b>32.582</b>	57.149	129.0	59.542	2:29.273 (2)	82.74	0.009	09:43:59.322
6 -	32.647	57.583	<b>129.5</b>	1:00.082	2:30.312	82.16	1.048	09:46:29.634
7 -	33.004	57.616	129.0	IN PIT	2:36.104 P	79.11	6.840	09:49:05.738
8 -	OUTLAP	57.371	128.3	1:00.271	4:23.287	46.91	1:54.023	09:53:29.025
9 -	33.066	57.867	128.3	59.916	2:30.849	81.87	1.585	09:55:59.874
10 -	32.958	57.153	128.8	1:00.284	2:30.395	82.12	1.131	09:58:30.269
11 -	32.978	57.361	129.0	1:00.422	2:30.761	81.92	1.497	10:01:01.030

P10 27		Jayson CLUNIE			BMW M235iR Cup - Classic BMW			
IDEAL LAP TIME : 2:28.876		BEST LAP TIME : 2:29.498		DIFFERENCE : 0.622				
LAP	SECTOR 1	SECTOR 2		SECTOR 3	LAP TIME	MPH	DIFF	TIME OF DAY
1 -	OUTLAP	1:03.402	113.5	1:03.430				09:33:45.101
2 -	33.117	58.099	125.9	1:00.863	2:32.079	81.21	2.581	09:36:17.180
3 -	<b>32.675</b>	57.986	<b>130.8</b>	59.605	2:30.266	82.19	0.768	09:38:47.446
4 -	33.443	<b>57.170</b>	130.5	1:00.412	2:31.025	81.78	1.527	09:41:18.471
5 -	32.900	57.772	128.0	1:00.322	2:30.994	81.79	1.496	09:43:49.465
6 -	32.838	58.003	128.5	59.715	2:30.556	82.03	1.058	09:46:20.021
7 -	32.865	57.824	128.0	IN PIT	2:36.341 P	78.99	6.843	09:48:56.362
8 -	OUTLAP	57.389	127.8	59.176	4:53.473	42.08	2:23.975	09:53:49.835
9 -	32.857	57.610	127.8	<b>59.031</b>	<b>2:29.498 (1)</b>	<b>82.61</b>		<b>09:56:19.333</b>
10 -	32.852	57.199	128.0	59.700	2:29.751 (2)	82.47	0.253	09:58:49.084
11 -	32.867	57.758	128.3	59.448	2:30.073 (3)	82.29	0.575	10:01:19.157

P11 33		Paul TERRY			Nissan 370z TC Spec - Rearden Racing			
IDEAL LAP TIME : 2:29.151		BEST LAP TIME : 2:29.684		DIFFERENCE : 0.533				
LAP	SECTOR 1	SECTOR 2		SECTOR 3	LAP TIME	MPH	DIFF	TIME OF DAY
1 -	OUTLAP	1:04.672	115.3	1:03.973				09:33:51.555
2 -	33.125	58.760	105.1	1:03.278	2:35.163	79.59	5.479	09:36:26.718
3 -	33.149	57.881	131.0	1:00.225	2:31.255	81.65	1.571	09:38:57.973
4 -	32.725	57.221	131.8	1:00.434	2:30.380	82.13	0.696	09:41:28.353
5 -	32.399	57.408	132.3	<b>59.877</b>	<b>2:29.684 (1)</b>	<b>82.51</b>		<b>09:43:58.037</b>
6 -	32.746	57.787	131.8	1:01.729	2:32.262	81.11	2.578	09:46:30.299
7 -	33.155	<b>57.219</b>	130.5	1:00.617	2:30.991	81.79	1.307	09:49:01.290
8 -	32.773	58.070	<b>132.8</b>	1:00.028	2:30.871	81.86	1.187	09:51:32.161
9 -	32.228	58.907	128.5	1:00.464	2:31.599	81.47	1.915	09:54:03.760
10 -	32.096	57.420	132.3	1:00.306	2:29.822 (2)	82.43	0.138	09:56:33.582
11 -	32.467	57.535	<b>132.8</b>	59.949	2:29.951 (3)	82.36	0.267	09:59:03.533
12 -	<b>32.055</b>	1:11.435	132.3	1:00.766	2:44.256	75.19	14.572	10:01:47.789

P12 23		Steve STREIMER			Nissan 370z TC Spec - TechSport Racing			
IDEAL LAP TIME : 2:29.874		BEST LAP TIME : 2:30.062		DIFFERENCE : 0.188				
LAP	SECTOR 1	SECTOR 2		SECTOR 3	LAP TIME	MPH	DIFF	TIME OF DAY
1 -	OUTLAP	1:02.376	110.9	1:04.408				09:34:13.978
2 -	33.727	57.986	<b>134.2</b>	1:01.764	2:33.477	80.47	3.415	09:36:47.455
3 -	33.725	<b>57.179</b>	131.8	1:00.900	2:31.804	81.36	1.742	09:39:19.259
4 -	33.274	57.454	132.6	1:01.597	2:32.325	81.08	2.263	09:41:51.584
5 -	33.141	57.361	130.8	1:00.752	2:31.254	81.65	1.192	09:44:22.838
6 -	<b>32.747</b>	57.332	133.1	1:00.684	2:30.763 (3)	81.92	0.701	09:46:53.601

Weather / Track : Cloudy / Dry

Circuit of the Americas

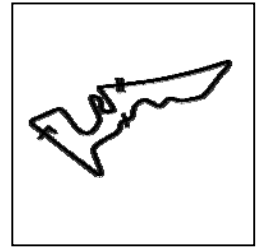
Circuit Length = 3.4308 miles

Start: 09:30 Flag 10:00 End: 10:05

# Grand Prix of Texas

TC

## PRACTICE 1 - Friday March 23rd 2018 - SECTOR ANALYSIS



SECTOR 1 = FL to I1, SECTOR 2 = I1 to I2, SECTOR 3 = I2 to FL, DIFF = Difference To Personal Best Lap, P = Crossed Finish Line in Pit Lane, D = Time Disallowed

7 -	33.573	57.990	128.5	IN PIT	2:38.222	<b>P</b>	78.06	8.160	09:49:31.823
8 -	OUTLAP	59.789	120.2	1:01.091	3:53.424		52.91	1:23.362	09:53:25.247
9 -	33.089	57.220	133.6	1:00.935	2:31.244		81.66	1.182	09:55:56.491
10 -	32.841	57.200	133.4	1:00.064	2:30.105	<b>(2)</b>	82.28	0.043	09:58:26.596
11 -	32.782	57.332	133.4	<b>59.948</b>	<b>2:30.062</b>	<b>(1)</b>	<b>82.30</b>		<b>10:00:56.658</b>

<b>P13 19</b>		<b>Sean QUINLAN</b>			BMW M235iR Cup - Stephen Cameron Racing				
IDEAL LAP TIME : 2:29.526		BEST LAP TIME : 2:30.091			DIFFERENCE : 0.565				
LAP	SECTOR 1	SECTOR 2	SECTOR 3	LAP TIME	MPH	DIFF	TIME OF DAY		
1 -	OUTLAP	1:04.578	111.6	1:03.436			09:33:44.664		
2 -	32.939	58.433	128.3	1:00.520	2:31.892	81.31	1.801	09:36:16.556	
3 -	32.582	57.328	128.8	1:00.273	2:30.183	<b>(2)</b>	82.23	0.092	09:38:46.739
4 -	33.744	<b>57.286</b>	<b>129.8</b>	1:17.088	2:48.118	73.46	18.027	09:41:34.857	
5 -	33.691	58.344	128.3	1:00.083	2:32.118	81.19	2.027	09:44:06.975	
6 -	32.742	57.482	129.3	1:00.541	2:30.765	81.92	0.674	09:46:37.740	
7 -	32.596	57.407	129.3	1:00.779	2:30.782	81.91	0.691	09:49:08.522	
8 -	32.603	58.117	129.0	1:00.682	2:31.402	81.57	1.311	09:51:39.924	
9 -	32.698	57.603	128.8	<b>59.790</b>	<b>2:30.091</b>	<b>(1)</b>	<b>82.28</b>		<b>09:54:10.015</b>
10 -	<b>32.450</b>	57.561	129.5	1:00.691	2:30.702	<b>(3)</b>	81.95	0.611	09:56:40.717
11 -	32.727	57.514	129.5	1:00.546	2:30.787	81.90	0.696	09:59:11.504	
12 -	32.949	57.703	129.5	1:00.830	2:31.482	81.53	1.391	10:01:42.986	

<b>P14 02</b>		<b>Mark BRUMMOND</b>			BMW M235iR Cup - AutoTechnic Racing				
IDEAL LAP TIME : 2:29.762		BEST LAP TIME : 2:30.103			DIFFERENCE : 0.341				
LAP	SECTOR 1	SECTOR 2	SECTOR 3	LAP TIME	MPH	DIFF	TIME OF DAY		
1 -	OUTLAP	1:04.653	109.1	1:06.038			09:34:18.996		
2 -	34.320	58.211	125.9	1:01.236	2:33.767	80.32	3.664	09:36:52.763	
3 -	32.855	1:00.094	128.0	1:00.335	2:33.284	80.57	3.181	09:39:26.047	
4 -	33.245	57.804	127.3	1:00.111	2:31.160	81.70	1.057	09:41:57.207	
5 -	32.790	57.565	<b>129.0</b>	1:00.005	2:30.360	82.14	0.257	09:44:27.567	
6 -	<b>32.738</b>	57.289	128.8	1:00.076	<b>2:30.103</b>	<b>(1)</b>	<b>82.28</b>		<b>09:46:57.670</b>
7 -	32.760	57.576	128.5	1:00.003	2:30.339	<b>(3)</b>	82.15	0.236	09:49:28.009
8 -	32.948	<b>57.070</b>	128.0	1:00.240	2:30.258	<b>(2)</b>	82.19	0.155	09:51:58.267
9 -	33.053	57.817	121.5	1:00.554	2:31.424	81.56	1.321	09:54:29.691	
10 -	33.058	57.375	128.8	<b>59.954</b>	2:30.387	82.12	0.284	09:57:00.078	
11 -	32.813	57.411	126.3	IN PIT	2:36.423	<b>P</b>	78.95	6.320	09:59:36.501

<b>P15 66</b>		<b>Daren JORGENSEN</b>			BMW M235iR Cup - RHC Lawrence-Strom				
IDEAL LAP TIME : 2:30.963		BEST LAP TIME : 2:31.189			DIFFERENCE : 0.226				
LAP	SECTOR 1	SECTOR 2	SECTOR 3	LAP TIME	MPH	DIFF	TIME OF DAY		
1 -	OUTLAP	1:04.670	124.0	1:05.476			09:34:39.616		
2 -	33.326	59.183	129.0	1:01.059	2:33.568	80.42	2.379	09:37:13.184	
3 -	33.185	58.606	129.0	1:00.486	2:32.277	81.10	1.088	09:39:45.461	
4 -	32.967	58.871	128.8	1:00.844	2:32.682	80.89	1.493	09:42:18.143	
5 -	32.718	<b>58.035</b>	129.3	1:00.436	<b>2:31.189</b>	<b>(1)</b>	<b>81.69</b>		<b>09:44:49.332</b>
6 -	<b>32.702</b>	58.314	<b>129.8</b>	1:00.360	2:31.376	<b>(2)</b>	81.59	0.187	09:47:20.708
7 -	32.819	58.560	129.3	1:00.496	2:31.875	81.32	0.686	09:49:52.583	
8 -	34.191	1:00.089	102.1	IN PIT	2:45.090	<b>P</b>	74.81	13.901	09:52:37.673
9 -	OUTLAP	58.796	128.5	1:01.177	4:56.674	41.63	2:25.485	09:57:34.347	
10 -	32.982	58.247	129.5	<b>1:00.226</b>	2:31.455	<b>(3)</b>	81.54	0.266	10:00:05.802

<b>P16 5</b>		<b>Max FEDLER</b>			BMW M235iR Cup - Matt Young Motorsports				
IDEAL LAP TIME : 2:32.665		BEST LAP TIME : 2:32.716			DIFFERENCE : 0.051				
LAP	SECTOR 1	SECTOR 2	SECTOR 3	LAP TIME	MPH	DIFF	TIME OF DAY		
1 -	OUTLAP	1:08.939	122.9	1:07.871			09:34:05.695		

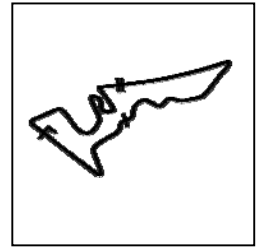
Weather / Track : Cloudy / Dry

Circuit of the Americas  
 Circuit Length = 3.4308 miles  
 Start: 09:30 Flag 10:00 End: 10:05

# Grand Prix of Texas

TC

## PRACTICE 1 - Friday March 23rd 2018 - SECTOR ANALYSIS



SECTOR 1 = FL to I1, SECTOR 2 = I1 to I2, SECTOR 3 = I2 to FL, DIFF = Difference To Personal Best Lap, P = Crossed Finish Line in Pit Lane, D = Time Disallowed

2 -	35.091	1:04.632	122.2	1:05.946	2:45.669	74.55	12.953	09:36:51.364
3 -	33.740	1:01.942	128.5	1:02.287	2:37.969	78.18	5.253	09:39:29.333
4 -	33.571	1:00.063	128.3	1:02.498	2:36.132	79.10	3.416	09:42:05.465
5 -	33.132	59.854	128.8	IN PIT	2:42.350	<b>P</b> 76.07	9.634	09:44:47.815
6 -	OUTLAP	1:02.662	85.5	1:03.353	5:01.641	40.94	2:28.925	09:49:49.456
7 -	33.682	1:00.311	<b>130.3</b>	1:01.890	2:35.883	79.23	3.167	09:52:25.339
<b>8 -</b>	32.905	<b>58.988</b>	128.8	<b>1:00.823</b>	<b>2:32.716 (1)</b>	<b>80.87</b>		<b>09:54:58.055</b>
9 -	33.135	59.575	128.8	1:01.398	2:34.108	<b>(3)</b> 80.14	1.392	09:57:32.163
10 -	<b>32.854</b>	59.130	129.0	1:01.125	2:33.109	<b>(2)</b> 80.66	0.393	10:00:05.272

<b>P17 93</b>		<b>Joshua FORAN</b>			Honda Civic Type R - Team HMA			
IDEAL LAP TIME : 2:32.868		BEST LAP TIME : 2:33.616		DIFFERENCE : 0.748				
LAP	SECTOR 1	SECTOR 2	SECTOR 3	LAP TIME	MPH	DIFF	TIME OF DAY	
1 -	OUTLAP	1:03.433	124.9	1:03.864			09:33:57.481	
2 -	34.374	59.050	<b>128.5</b>	1:01.866	2:35.290	79.53	1.674	09:36:32.771
3 -	33.877	58.639	125.9	1:01.486	2:34.002	<b>(2)</b> 80.19	0.386	09:39:06.773
4 -	33.543	59.193	124.9	1:01.736	2:34.472	79.95	0.856	09:41:41.245
5 -	33.671	59.119	124.2	IN PIT	2:38.144	<b>P</b> 78.09	4.528	09:44:19.389
6 -	OUTLAP	<b>58.289</b>	124.5	1:02.009	4:08.656	49.67	1:35.040	09:48:28.045
7 -	33.735	59.119	125.6	1:01.584	2:34.438	79.97	0.822	09:51:02.483
<b>8 -</b>	33.519	59.000	124.0	<b>1:01.097</b>	<b>2:33.616 (1)</b>	<b>80.40</b>		<b>09:53:36.099</b>
9 -	<b>33.482</b>	59.413	123.8	1:01.252	2:34.147	<b>(3)</b> 80.12	0.531	09:56:10.246
10 -	34.067	58.827	124.2	IN PIT	2:42.291	<b>P</b> 76.10	8.675	09:58:52.537

Weather / Track : Cloudy / Dry

Circuit of the Americas  
 Circuit Length = 3.4308 miles  
 Start: 09:30 Flag 10:00 End: 10:05

# Grand Prix of Texas

TC

## PRACTICE 1 - Friday March 23rd 2018 - BEST SECTORS

SECTOR 1			SECTOR 2			SECTOR 3			IDEAL / BEST COMPARISON						
POS	NO	NAME	TIME	NO	NAME	TIME	NO	NAME	TIME	POS	NO	NAME	IDEAL	BEST	DIFF
												<b>PERFECT LAP</b>	<b>2:25.898</b>		
1	3	KOZAROV	31.818	78	RICCA	55.564	3	KOZAROV	58.516	1	78	RICCA	2:26.086	2:26.484	0.398
2	78	RICCA	31.861	3	KOZAROV	55.766	26	TRAVIS	58.543	2	3	KOZAROV	2:26.100	2:26.346	0.246
3	81	RUUD	31.886	91	WITTMER	56.328	80	SCHWARTZ	58.560	3	91	WITTMER	2:27.070	2:27.099	0.029
4	91	WITTMER	32.030	97	RIVERA	56.463	78	RICCA	58.661	4	26	TRAVIS	2:27.295	2:27.528	0.233
5	33	TERRY	32.055	26	TRAVIS	56.508	91	WITTMER	58.712	5	81	RUUD	2:27.519	2:27.604	0.085
6	26	TRAVIS	32.244	20	NIMKOFF	56.529	81	RUUD	58.858	6	80	SCHWARTZ	2:27.700	2:28.032	0.332
7	80	SCHWARTZ	32.280	81	RUUD	56.775	27	CLUNIE	59.031	7	97	RIVERA	2:28.551	2:28.712	0.161
8	20	NIMKOFF	32.400	80	SCHWARTZ	56.860	87	SCHMITT	59.293	8	20	NIMKOFF	2:28.716	2:28.716	0.000
9	19	QUINLAN	32.450	87	SCHMITT	56.937	97	RIVERA	59.636	9	87	SCHMITT	2:28.812	2:29.264	0.452
10	97	RIVERA	32.452	02	BRUMMOND	57.070	20	NIMKOFF	59.787	10	27	CLUNIE	2:28.876	2:29.498	0.622
11	87	SCHMITT	32.582	27	CLUNIE	57.170	19	QUINLAN	59.790	11	33	TERRY	2:29.151	2:29.684	0.533
12	27	CLUNIE	32.675	23	STREIMER	57.179	33	TERRY	59.877	12	19	QUINLAN	2:29.526	2:30.091	0.565
13	66	JORGENSEN	32.702	33	TERRY	57.219	23	STREIMER	59.948	13	02	BRUMMOND	2:29.762	2:30.103	0.341
14	02	BRUMMOND	32.738	19	QUINLAN	57.286	02	BRUMMOND	59.954	14	23	STREIMER	2:29.874	2:30.062	0.188
15	23	STREIMER	32.747	66	JORGENSEN	58.035	66	JORGENSEN	1:00.226	15	66	JORGENSEN	2:30.963	2:31.189	0.226
16	5	FEDLER	32.854	93	FORAN	58.289	5	FEDLER	1:00.823	16	5	FEDLER	2:32.665	2:32.716	0.051
17	93	FORAN	33.482	5	FEDLER	58.988	93	FORAN	1:01.097	17	93	FORAN	2:32.868	2:33.616	0.748

Weather / Track : Cloudy / Dry

Results can be found at [www.tsl-timing.com](http://www.tsl-timing.com)

Circuit of the Americas  
 Circuit Length = 3.4308 miles  
 Start: 09:30 Flag 10:00 End: 10:05

Printed - 10:11 Friday, March 23, 2018



# Grand Prix of Texas

TC

## PRACTICE 1 - Friday March 23rd 2018 - BEST SPEEDS

POS	INTERMEDIATE 1		INTERMEDIATE 2		FINISH LINE		MPH
	NO	NAME	NO	NAME	NO	NAME	
1			78	RICCA			137.2
2			97	RIVERA			134.2
3			23	STREIMER			134.2
4			3	KOZAROV			133.1
5			33	TERRY			132.8
6			20	NIMKOFF			132.3
7			91	WITTMER			132.1
8			81	RUUD			131.8
9			80	SCHWARTZ			131.0
10			27	CLUNIE			130.8
11			5	FEDLER			130.3
12			26	TRAVIS			129.8
13			19	QUINLAN			129.8
14			66	JORGENSEN			129.8
15			87	SCHMITT			129.5
16			02	BRUMMOND			129.0
17			93	FORAN			128.5

Weather / Track : Cloudy / Dry

Results can be found at [www.tsl-timing.com](http://www.tsl-timing.com)

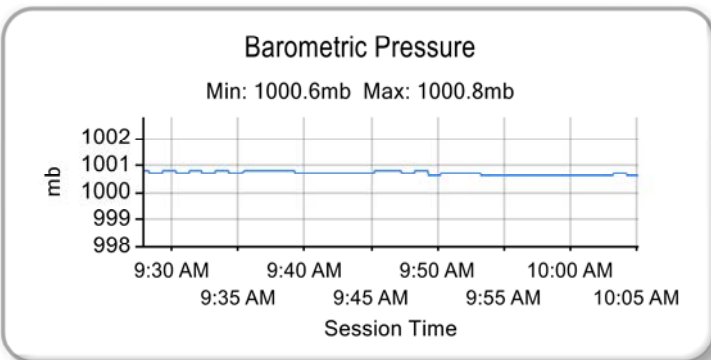
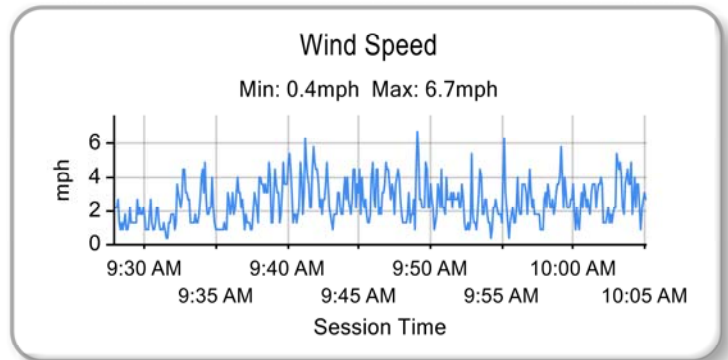
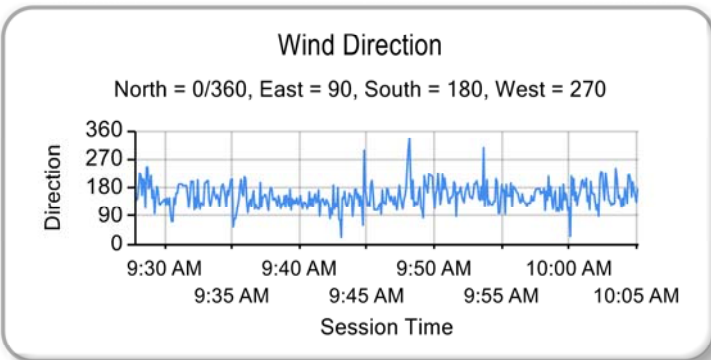
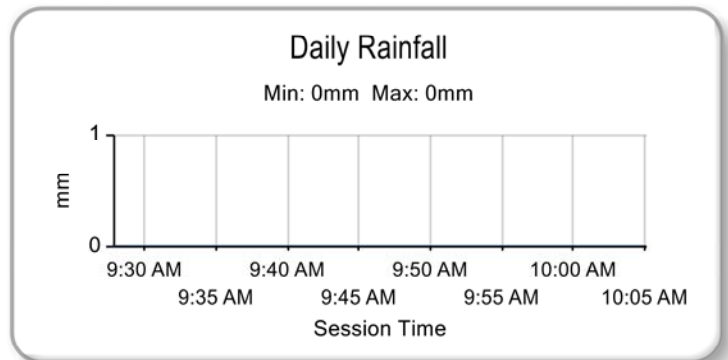
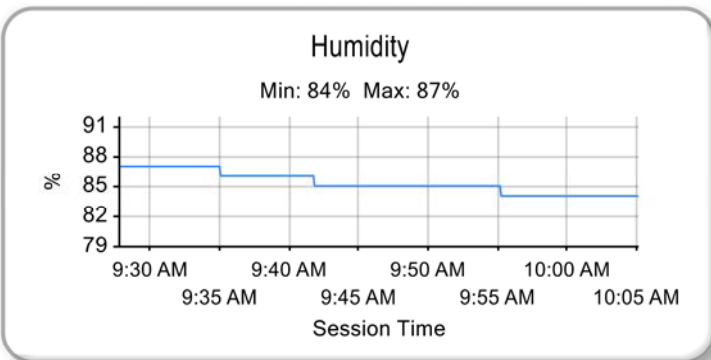
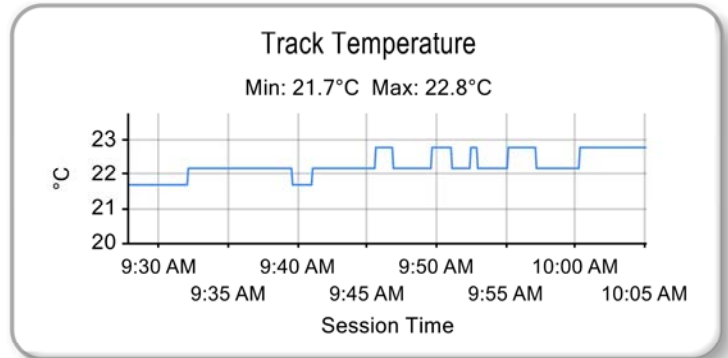
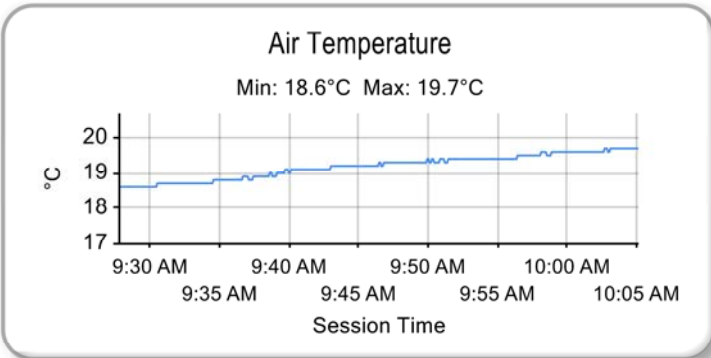
Circuit of the Americas  
Circuit Length = 3.4308 miles  
Start: 09:30 Flag 10:00 End: 10:05

Printed - 10:12 Friday, March 23, 2018

# Grand Prix of Texas

TC

## PRACTICE 1 - Friday March 23rd 2018 - WEATHER CONDITIONS



Weather / Track : Cloudy / Dry

Results can be found at [www.tsl-timing.com](http://www.tsl-timing.com)

Circuit of the Americas  
Circuit Length = 3.4308 miles  
Start: 09:30 Flag 10:00 End: 10:05

Printed - 10:13 Friday, March 23, 2018

# Grand Prix of Texas

TC

## PRACTICE 2 - Friday March 23rd 2018 - CLASSIFICATION



POS	NO	NAME	ENTRY	TIME	ON	LAPS	GAP	DIFF	MPH
1	33	Paul TERRY	Nissan 370z TC Spec - Rearden Racing	2:26.442	15	15			84.33
2	3	Vesko KOZAROV	Nissan 370z TC Spec - Rearden Racing	2:27.279	7	13	0.837	0.837	83.86
3	80	Johan SCHWARTZ	BMW M235iR Cup - Rooster Hall Racing	2:27.965	4	13	1.523	0.686	83.47
4	91	Karl WITTMER	BMW M235iR Cup - Classic BMW	2:27.978	4	13	1.536	0.013	83.46
5	78	Jeff RICCA	Genesis Coupe - GenRacer	2:28.268	8	13	1.826	0.290	83.30
6	81	Jacob RUUD	BMW M235iR Cup - Winding Road Team TFB	2:28.353	5	14	1.911	0.085	83.25
7	26	Matt TRAVIS	BMW M235iR Cup - Classic BMW	2:28.584	4	15	2.142	0.231	83.12
8	27	Jayson CLUNIE	BMW M235iR Cup - Classic BMW	2:29.337	6	15	2.895	0.753	82.70
9	20	Robert NIMKOFF	BMW M235iR Cup - AutoTechnic Racing	2:29.385	4	7	2.943	0.048	82.67
10	02	Mark BRUMMOND	BMW M235iR Cup - AutoTechnic Racing	2:29.478	5	15	3.036	0.093	82.62
11	97	Tony RIVERA	Nissan 370z TC Spec - Brass Monkey Racing	2:29.492	11	15	3.050	0.014	82.61
12	87	Henry SCHMITT	BMW M235iR Cup - Stephen Cameron Racing	2:30.197	4	16	3.755	0.705	82.23
13	19	Sean QUINLAN	BMW M235iR Cup - Stephen Cameron Racing	2:30.448	6	14	4.006	0.251	82.09
14	23	Steve STREIMER	Nissan 370z TC Spec - TechSport Racing	2:30.689	12	13	4.247	0.241	81.96
15	5	Max FEDLER	BMW M235iR Cup - Matt Young Motorsports	2:30.914	13	15	4.472	0.225	81.84
16	66	Daren JORGENSEN	BMW M235iR Cup - RHC Lawrence-Strom	2:31.784	12	14	5.342	0.870	81.37
17	93	Joshua FORAN	Honda Civic Type R - Team HMA			3			

Weather / Track : Cloudy / Dry

These results are provisional until the conclusion of any judicial and technical matters.

Circuit of the Americas

Circuit Length = 3.4308 miles

Start: 14:25 Flag 15:04 End: 00:00

Chief Steward :

Chief of Timing

Results can be found at [www.tsl-timing.com](http://www.tsl-timing.com)

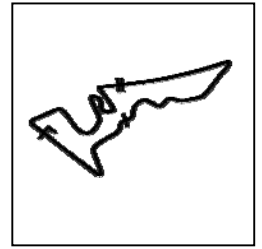
Printed - 15:09 Friday, March 23, 2018



# Grand Prix of Texas

TC

## PRACTICE 2 - Friday March 23rd 2018 - SECTOR ANALYSIS



SECTOR 1 = FL to I1, SECTOR 2 = I1 to I2, SECTOR 3 = I2 to FL, DIFF = Difference To Personal Best Lap, P = Crossed Finish Line in Pit Lane, D = Time Disallowed

P1 33		Paul TERRY			Nissan 370z TC Spec - Rearden Racing			
IDEAL LAP TIME : 2:26.215		BEST LAP TIME : 2:26.442		DIFFERENCE : 0.227				
LAP	SECTOR 1	SECTOR 2	SECTOR 3	LAP TIME	MPH	DIFF	TIME OF DAY	
1 -	OUTLAP	59.897	124.2	1:02.084			14:27:49.851	
2 -	32.958	57.575	131.5	59.659	2:30.192	82.23	3.750	14:30:20.043
3 -	33.222	57.488	132.3	59.613	2:30.323	82.16	3.881	14:32:50.366
4 -	32.437	56.797	<b>133.6</b>	59.419	2:28.653	83.08	2.211	14:35:19.019
5 -	32.102	56.990	132.1	59.957	2:29.049	82.86	2.607	14:37:48.068
6 -	32.482	57.789	132.1	59.531	2:29.802	82.44	3.360	14:40:17.870
7 -	32.250	57.162	132.3	59.763	2:29.175	82.79	2.733	14:42:47.045
8 -	32.154	57.394	131.8	59.624	2:29.172	82.79	2.730	14:45:16.217
9 -	32.218	57.002	132.3	59.363	2:28.583 (3)	83.12	2.141	14:47:44.800
10 -	38.614	58.968	131.0	1:00.275	2:37.857	78.24	11.415	14:50:22.657
11 -	32.001	57.207	133.4	IN PIT	2:32.444 P	81.01	6.002	14:52:55.101
12 -	OUTLAP	57.677	131.8	IN PIT	2:55.942 P	70.19	29.500	14:55:51.043
13 -	OUTLAP	1:01.358	129.0	1:00.741	4:46.028	43.18	2:19.586	15:00:37.071
14 -	31.982	<b>56.301</b>	131.5	59.258	2:27.541 (2)	83.71	1.099	15:03:04.612
15 -	<b>31.614</b>	56.528	131.8	<b>58.300</b>	<b>2:26.442 (1)</b>	<b>84.33</b>		<b>15:05:31.054</b>

P2 3		Vesko KOZAROV			Nissan 370z TC Spec - Rearden Racing			
IDEAL LAP TIME : 2:26.020		BEST LAP TIME : 2:27.279		DIFFERENCE : 1.259				
LAP	SECTOR 1	SECTOR 2	SECTOR 3	LAP TIME	MPH	DIFF	TIME OF DAY	
1 -	OUTLAP	59.674	125.9	1:00.659			14:27:47.350	
2 -	33.045	57.685	129.5	1:00.132	2:30.862	81.86	3.583	14:30:18.212
3 -	32.236	56.573	130.5	59.235	2:28.044	83.42	0.765	14:32:46.256
4 -	32.337	56.382	131.5	59.135	2:27.854	83.53	0.575	14:35:14.110
5 -	32.148	56.338	131.5	58.914	2:27.400 (2)	83.79	0.121	14:37:41.510
6 -	32.242	56.166	131.5	59.028	2:27.436 (3)	83.77	0.157	14:40:08.946
7 -	32.186	56.392	131.3	<b>58.701</b>	<b>2:27.279 (1)</b>	<b>83.86</b>		<b>14:42:36.225</b>
8 -	32.312	56.253	131.3	58.907	2:27.472	83.75	0.193	14:45:03.697
9 -	32.021	57.010	131.0	IN PIT	2:31.827 P	81.34	4.548	14:47:35.524
10 -	OUTLAP	1:02.955	108.9	1:08.186	5:52.085	35.07	3:24.806	14:53:27.609
11 -	34.076	1:04.322	108.9	1:04.291	2:42.689	75.91	15.410	14:56:10.298
12 -	<b>31.661</b>	<b>55.658</b>	<b>132.6</b>	IN PIT	2:28.400 P	83.22	1.121	14:58:38.698
13 -	OUTLAP	1:18.341	63.0	IN PIT	5:37.017 P	36.64	3:09.738	15:04:15.715

P3 80		Johan SCHWARTZ			BMW M235iR Cup - Rooster Hall Racing			
IDEAL LAP TIME : 2:27.691		BEST LAP TIME : 2:27.965		DIFFERENCE : 0.274				
LAP	SECTOR 1	SECTOR 2	SECTOR 3	LAP TIME	MPH	DIFF	TIME OF DAY	
1 -	OUTLAP	1:04.218	125.9	1:03.164			14:33:05.017	
2 -	32.692	56.872	<b>132.1</b>	1:01.174	2:30.738	81.93	2.773	14:35:35.755
3 -	32.545	57.269	129.8	<b>58.804</b>	2:28.618	83.10	0.653	14:38:04.373
4 -	32.294	<b>56.786</b>	130.0	58.885	<b>2:27.965 (1)</b>	<b>83.47</b>		<b>14:40:32.338</b>
5 -	32.241	56.969	130.3	58.843	2:28.053 (2)	83.42	0.088	14:43:00.391
6 -	32.381	57.019	130.8	1:01.373	2:30.773	81.91	2.808	14:45:31.164
7 -	35.592	58.831	120.6	IN PIT	2:39.792 P	77.29	11.827	14:48:10.956
8 -	OUTLAP	57.290	130.5	59.515	4:33.470	45.16	2:05.505	14:52:44.426
9 -	32.345	56.982	130.8	58.994	2:28.321	83.27	0.356	14:55:12.747
10 -	32.369	57.276	130.8	IN PIT	2:32.562 P	80.95	4.597	14:57:45.309
11 -	OUTLAP	57.016	130.3	59.485	2:52.686	71.52	24.721	15:00:37.995
12 -	<b>32.101</b>	57.127	130.3	58.857	2:28.085 (3)	83.40	0.120	15:03:06.080
13 -	32.162	56.960	131.0	59.016	2:28.138	83.37	0.173	15:05:34.218

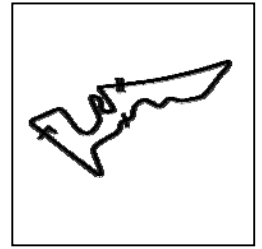
Weather / Track : Cloudy / Dry

Circuit of the Americas  
 Circuit Length = 3.4308 miles  
 Start: 14:25 Flag 15:04 End: 15:10

# Grand Prix of Texas

TC

## PRACTICE 2 - Friday March 23rd 2018 - SECTOR ANALYSIS



SECTOR 1 = FL to I1, SECTOR 2 = I1 to I2, SECTOR 3 = I2 to FL, DIFF = Difference To Personal Best Lap, P = Crossed Finish Line in Pit Lane, D = Time Disallowed

P4 91		Karl WITTMER			BMW M235iR Cup - Classic BMW			
IDEAL LAP TIME : 2:27.875		BEST LAP TIME : 2:27.978		DIFFERENCE : 0.103				
LAP	SECTOR 1	SECTOR 2		SECTOR 3	LAP TIME	MPH	DIFF	TIME OF DAY
1 -	OUTLAP	1:01.584	123.5	1:01.217				14:29:21.874
2 -	32.566	57.225	129.8	59.292	2:29.083	82.84	1.105	14:31:50.957
3 -	32.236	56.885	130.3	<b>58.991</b>	2:28.112 (2)	83.38	0.134	14:34:19.069
4 -	<b>32.096</b>	<b>56.788</b>	130.5	59.094	<b>2:27.978 (1)</b>	<b>83.46</b>		<b>14:36:47.047</b>
5 -	32.153	57.259	130.3	59.234	2:28.646 (3)	83.08	0.668	14:39:15.693
6 -	32.924	57.986	130.5	IN PIT	2:36.184 P	79.07	8.206	14:41:51.877
7 -	OUTLAP	58.028	129.3	1:00.411	7:06.163	28.98	4:38.185	14:48:58.040
8 -	32.916	58.432	130.5	IN PIT	2:37.382 P	78.47	9.404	14:51:35.422
9 -	OUTLAP	57.758	130.8	1:00.452	2:59.704	68.72	31.726	14:54:35.126
10 -	32.497	57.326	<b>131.3</b>	59.459	2:29.282	82.73	1.304	14:57:04.408
11 -	32.531	57.777	130.0	59.990	2:30.298	82.17	2.320	14:59:34.706
12 -	33.035	58.326	130.0	IN PIT	2:37.037 P	78.64	9.059	15:02:11.743
13 -	OUTLAP	58.776	130.0	1:01.032	3:00.123	68.56	32.145	15:05:11.866

P5 78		Jeff RICCA			Genesis Coupe - GenRacer			
IDEAL LAP TIME : 2:27.750		BEST LAP TIME : 2:28.268		DIFFERENCE : 0.518				
LAP	SECTOR 1	SECTOR 2		SECTOR 3	LAP TIME	MPH	DIFF	TIME OF DAY
1 -	OUTLAP	58.907	130.3	1:00.494				14:28:04.183
2 -	<b>32.198</b>	57.558	133.1	59.288	2:29.044	82.86	0.776	14:30:33.227
3 -	32.468	56.729	131.8	59.792	2:28.989	82.89	0.721	14:33:02.216
4 -	32.764	58.161	132.8	<b>58.987</b>	2:29.912	82.38	1.644	14:35:32.128
5 -	32.576	57.150	133.6	59.346	2:29.072	82.85	0.804	14:38:01.200
6 -	32.506	56.941	133.1	IN PIT	2:35.151 P	79.60	6.883	14:40:36.351
7 -	OUTLAP	57.241	133.6	1:00.227	5:30.972	37.31	3:02.704	14:46:07.323
8 -	32.351	56.797	134.2	59.120	<b>2:28.268 (1)</b>	<b>83.30</b>		<b>14:48:35.591</b>
9 -	32.533	56.705	133.6	59.566	2:28.804 (3)	83.00	0.536	14:51:04.395
10 -	32.686	<b>56.565</b>	134.7	59.150	2:28.401 (2)	83.22	0.133	14:53:32.796
11 -	32.562	56.891	<b>135.0</b>	59.790	2:29.243	82.75	0.975	14:56:02.039
12 -	32.612	57.332	127.3	1:06.365	2:36.309	79.01	8.041	14:58:38.348
13 -	32.454	59.213	99.1	IN PIT	2:43.532 P	75.52	15.264	15:01:21.880

P6 81		Jacob RUUD			BMW M235iR Cup - Winding Road Team TFB			
IDEAL LAP TIME : 2:27.893		BEST LAP TIME : 2:28.353		DIFFERENCE : 0.460				
LAP	SECTOR 1	SECTOR 2		SECTOR 3	LAP TIME	MPH	DIFF	TIME OF DAY
1 -	OUTLAP	1:00.112	92.9	1:07.635				14:28:00.282
2 -	32.653	57.193	130.8	<b>58.983</b>	2:28.829	82.98	0.476	14:30:29.111
3 -	32.503	1:05.912	109.8	IN PIT	2:48.126 P	73.46	19.773	14:33:17.237
4 -	OUTLAP	57.123	131.3	59.017	4:26.628	46.32	1:58.275	14:37:43.865
5 -	<b>31.987</b>	<b>56.923</b>	131.8	59.443	<b>2:28.353 (1)</b>	<b>83.25</b>		<b>14:40:12.218</b>
6 -	32.428	57.030	<b>132.1</b>	59.390	2:28.848	82.97	0.495	14:42:41.066
7 -	32.042	57.202	131.8	IN PIT	2:40.433 P	76.98	12.080	14:45:21.499
8 -	OUTLAP	57.127	131.3	59.412	2:58.078	69.35	29.725	14:48:19.577
9 -	32.660	59.054	131.3	IN PIT	2:38.633 P	77.85	10.280	14:50:58.210
10 -	OUTLAP	57.301	131.8	IN PIT	3:02.617 P	67.63	34.264	14:54:00.827
11 -	OUTLAP	58.513	130.8	59.504	4:20.331	47.44	1:51.978	14:58:21.158
12 -	32.139	57.215	131.5	59.281	2:28.635 (2)	83.09	0.282	15:00:49.793
13 -	32.378	1:02.966	90.5	1:01.633	2:36.977	78.67	8.624	15:03:26.770
14 -	32.003	57.415	131.3	59.339	2:28.757 (3)	83.02	0.404	15:05:55.527

P7 26		Matt TRAVIS			BMW M235iR Cup - Classic BMW			
IDEAL LAP TIME : 2:28.257		BEST LAP TIME : 2:28.584		DIFFERENCE : 0.327				
LAP	SECTOR 1	SECTOR 2		SECTOR 3	LAP TIME	MPH	DIFF	TIME OF DAY

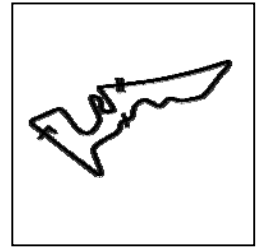
Weather / Track : Cloudy / Dry

Circuit of the Americas  
 Circuit Length = 3.4308 miles  
 Start: 14:25 Flag 15:04 End: 15:10

# Grand Prix of Texas

TC

## PRACTICE 2 - Friday March 23rd 2018 - SECTOR ANALYSIS



SECTOR 1 = FL to I1, SECTOR 2 = I1 to I2, SECTOR 3 = I2 to FL, DIFF = Difference To Personal Best Lap, P = Crossed Finish Line in Pit Lane, D = Time Disallowed

1 -	OUTLAP	59.815	126.8	1:00.060				14:29:13.978
2 -	32.599	56.903	128.0	59.131	2:28.633 (3)	83.09	0.049	14:31:42.611
3 -	32.449	57.057	128.5	59.193	2:28.699	83.05	0.115	14:34:11.310
4 -	32.490	57.018	128.0	<b>59.076</b>	<b>2:28.584 (1)</b>	<b>83.12</b>		<b>14:36:39.894</b>
5 -	32.860	57.209	128.3	59.297	2:29.366	82.68	0.782	14:39:09.260
6 -	32.667	<b>56.852</b>	128.8	59.096	2:28.615 (2)	83.10	0.031	14:41:37.875
7 -	32.379	57.807	127.8	59.319	2:29.505	82.61	0.921	14:44:07.380
8 -	<b>32.329</b>	57.366	129.0	IN PIT	2:32.398 P	81.04	3.814	14:46:39.778
9 -	OUTLAP	57.528	129.5	59.887	3:39.810	56.18	1:11.226	14:50:19.588
10 -	32.537	57.290	129.3	59.324	2:29.151	82.80	0.567	14:52:48.739
11 -	32.484	57.001	<b>129.8</b>	59.390	2:28.875	82.96	0.291	14:55:17.614
12 -	32.444	57.249	129.5	59.791	2:29.484	82.62	0.900	14:57:47.098
13 -	32.614	57.592	128.5	IN PIT	2:33.648 P	80.38	5.064	15:00:20.746
14 -	OUTLAP	1:00.412	114.7	59.887	3:00.389	68.46	31.805	15:03:21.135
15 -	32.477	57.270	129.5	IN PIT	2:36.570 P	78.88	7.986	15:05:57.705

P8 27		Jayson CLUNIE			BMW M235iR Cup - Classic BMW			
IDEAL LAP TIME : 2:29.052		BEST LAP TIME : 2:29.337		DIFFERENCE : 0.285				
LAP	SECTOR 1	SECTOR 2	SECTOR 3	LAP TIME	MPH	DIFF	TIME OF DAY	
1 -	OUTLAP	1:00.080	126.6	1:01.838			14:27:52.642	
2 -	33.266	57.585	130.5	1:01.194	2:32.045	81.23	2.708	14:30:24.687
3 -	33.481	58.397	<b>131.0</b>	59.767	2:31.645	81.44	2.308	14:32:56.332
4 -	32.930	<b>57.285</b>	128.5	1:01.942	2:32.157	81.17	2.820	14:35:28.489
5 -	32.950	57.390	128.0	59.737	2:30.077 (3)	82.29	0.740	14:37:58.566
6 -	32.767	57.375	128.8	<b>59.195</b>	<b>2:29.337 (1)</b>	<b>82.70</b>		<b>14:40:27.903</b>
7 -	32.726	57.401	<b>131.0</b>	IN PIT	2:34.124 P	80.13	4.787	14:43:02.027
8 -	OUTLAP	58.287	127.3	IN PIT	4:35.384 P	44.84	2:06.047	14:47:37.411
9 -	OUTLAP	58.025	128.5	IN PIT	4:08.087 P	49.78	1:38.750	14:51:45.498
10 -	OUTLAP	58.036	129.0	1:00.516	2:53.496	71.18	24.159	14:54:38.994
11 -	33.357	58.269	129.0	59.844	2:31.470	81.54	2.133	14:57:10.464
12 -	32.991	57.956	127.5	1:00.256	2:31.203	81.68	1.866	14:59:41.667
13 -	32.969	57.566	128.0	1:00.025	2:30.560	82.03	1.223	15:02:12.227
14 -	<b>32.572</b>	57.601	128.0	59.807	2:29.980 (2)	82.35	0.643	15:04:42.207
15 -	33.055	57.562	128.5	1:00.047	2:30.664	81.97	1.327	15:07:12.871

P9 20		Robert NIMKOFF			BMW M235iR Cup - AutoTechnic Racing			
IDEAL LAP TIME : 2:29.172		BEST LAP TIME : 2:29.385		DIFFERENCE : 0.213				
LAP	SECTOR 1	SECTOR 2	SECTOR 3	LAP TIME	MPH	DIFF	TIME OF DAY	
1 -	OUTLAP	1:00.089	128.3	1:01.732			14:27:46.799	
2 -	33.235	58.726	<b>131.5</b>	1:00.943	2:32.904	80.77	3.519	14:30:19.703
3 -	32.802	<b>56.852</b>	130.3	59.920	2:29.574 (2)	82.57	0.189	14:32:49.277
4 -	<b>32.709</b>	57.065	130.0	<b>59.611</b>	<b>2:29.385 (1)</b>	<b>82.67</b>		<b>14:35:18.662</b>
5 -	33.007	57.483	130.3	1:00.014	2:30.504 (3)	82.06	1.119	14:37:49.166
6 -	34.255	1:00.521	124.2	IN PIT	2:43.818 P	75.39	14.433	14:40:32.984
7 -	OUTLAP	58.596	116.9	IN PIT	3:04.792 P	66.83	35.407	14:43:37.776

P10 02		Mark BRUMMOND			BMW M235iR Cup - AutoTechnic Racing			
IDEAL LAP TIME : 2:29.251		BEST LAP TIME : 2:29.478		DIFFERENCE : 0.227				
LAP	SECTOR 1	SECTOR 2	SECTOR 3	LAP TIME	MPH	DIFF	TIME OF DAY	
1 -	OUTLAP	1:01.539	116.7	1:02.781			14:28:42.945	
2 -	33.279	57.499	128.0	1:00.795	2:31.573	81.48	2.095	14:31:14.518
3 -	33.097	<b>57.119</b>	129.0	1:00.286	2:30.502	82.06	1.024	14:33:45.020
4 -	32.828	57.474	128.8	1:00.158	2:30.460	82.08	0.982	14:36:15.480
5 -	<b>32.416</b>	57.268	128.5	59.794	<b>2:29.478 (1)</b>	<b>82.62</b>		<b>14:38:44.958</b>
6 -	32.530	57.664	129.3	1:00.329	2:30.523	82.05	1.045	14:41:15.481
7 -	32.772	57.892	128.8	1:00.200	2:30.864	81.86	1.386	14:43:46.345

Weather / Track : Cloudy / Dry

Circuit of the Americas

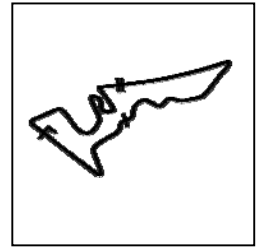
Circuit Length = 3.4308 miles

Start: 14:25 Flag 15:04 End: 15:10

# Grand Prix of Texas

TC

## PRACTICE 2 - Friday March 23rd 2018 - SECTOR ANALYSIS



SECTOR 1 = FL to I1, SECTOR 2 = I1 to I2, SECTOR 3 = I2 to FL, DIFF = Difference To Personal Best Lap, P = Crossed Finish Line in Pit Lane, D = Time Disallowed

8 -	32.714	58.023	129.3	59.899	2:30.636	81.99	1.158	14:46:16.981
9 -	33.159	57.638	129.3	IN PIT	2:36.520	<b>P</b> 78.90	7.042	14:48:53.501
10 -	OUTLAP	57.464	129.3	<b>59.716</b>	4:05.550	50.29	1:36.072	14:52:59.051
11 -	32.668	57.466	<b>129.5</b>	59.957	2:30.091	<b>(3)</b> 82.28	0.613	14:55:29.142
12 -	32.716	57.179	<b>129.5</b>	1:00.018	2:29.913	<b>(2)</b> 82.38	0.435	14:57:59.055
13 -	32.757	57.744	128.5	1:00.473	2:30.974	81.80	1.496	15:00:30.029
14 -	32.985	58.073	128.5	1:01.345	2:32.403	81.04	2.925	15:03:02.432
15 -	32.767	57.798	122.9	1:00.691	2:31.256	81.65	1.778	15:05:33.688

<b>P11 97 Tony RIVERA</b>		Nissan 370z TC Spec - Brass Monkey Racing						
IDEAL LAP TIME : 2:29.235		BEST LAP TIME : 2:29.492		DIFFERENCE : 0.257				
LAP	SECTOR 1	SECTOR 2	SECTOR 3	LAP TIME	MPH	DIFF	TIME OF DAY	
1 -	OUTLAP	59.921	130.8	1:02.250			14:28:12.351	
2 -	32.732	57.130	133.4	1:01.955	2:31.817	81.35	2.325	14:30:44.168
3 -	32.987	57.053	133.1	1:00.350	2:30.390	82.12	0.898	14:33:14.558
4 -	32.818	57.460	132.8	1:00.337	2:30.615	82.00	1.123	14:35:45.173
5 -	32.671	57.141	132.8	1:00.223	2:30.035	82.32	0.543	14:38:15.208
6 -	32.609	<b>57.028</b>	133.1	59.915	2:29.552	<b>(2)</b> 82.58	0.060	14:40:44.760
7 -	33.402	1:02.370	95.5	IN PIT	2:48.291	<b>P</b> 73.39	18.799	14:43:33.051
8 -	OUTLAP	59.061	132.1	1:01.867	5:22.719	38.27	2:53.227	14:48:55.770
9 -	32.692	57.133	<b>133.9</b>	<b>59.851</b>	2:29.676	<b>(3)</b> 82.51	0.184	14:51:25.446
10 -	32.598	57.266	133.6	1:00.012	2:29.876	82.40	0.384	14:53:55.322
11 -	32.550	57.058	<b>133.9</b>	59.884	<b>2:29.492</b>	<b>(1)</b> <b>82.61</b>		<b>14:56:24.814</b>
12 -	32.571	1:02.080	89.8	IN PIT	2:49.813	<b>P</b> 72.73	20.321	14:59:14.627
13 -	OUTLAP	57.579	132.8	1:00.361	2:52.646	71.53	23.154	15:02:07.273
14 -	<b>32.356</b>	57.185	132.3	1:00.356	2:29.897	82.39	0.405	15:04:37.170
15 -	32.742	57.174	133.4	1:00.066	2:29.982	82.34	0.490	15:07:07.152

<b>P12 87 Henry SCHMITT</b>		BMW M235iR Cup - Stephen Cameron Racing						
IDEAL LAP TIME : 2:29.833		BEST LAP TIME : 2:30.197		DIFFERENCE : 0.364				
LAP	SECTOR 1	SECTOR 2	SECTOR 3	LAP TIME	MPH	DIFF	TIME OF DAY	
1 -	OUTLAP	1:01.213	120.4	1:03.657			14:27:51.411	
2 -	33.852	57.987	129.0	1:01.047	2:32.886	80.78	2.689	14:30:24.297
3 -	33.602	58.215	129.8	59.999	2:31.816	81.35	1.619	14:32:56.113
4 -	<b>32.465</b>	57.789	129.5	<b>59.943</b>	<b>2:30.197</b>	<b>(1)</b> <b>82.23</b>		<b>14:35:26.310</b>
5 -	32.501	<b>57.425</b>	129.3	1:00.563	2:30.489	<b>(2)</b> 82.07	0.292	14:37:56.799
6 -	32.479	57.469	129.5	1:00.583	2:30.531	<b>(3)</b> 82.04	0.334	14:40:27.330
7 -	32.504	57.837	129.5	1:00.392	2:30.733	81.93	0.536	14:42:58.063
8 -	32.911	57.800	129.5	1:01.872	2:32.583	80.94	2.386	14:45:30.646
9 -	32.785	57.817	129.5	1:01.054	2:31.656	81.44	1.459	14:48:02.302
10 -	32.940	59.004	130.0	1:01.733	2:33.677	80.36	3.480	14:50:35.979
11 -	33.878	58.146	<b>130.5</b>	1:00.405	2:32.429	81.02	2.232	14:53:08.408
12 -	33.170	58.101	<b>130.5</b>	1:00.447	2:31.718	81.40	1.521	14:55:40.126
13 -	33.125	58.273	129.5	1:01.328	2:32.726	80.86	2.529	14:58:12.852
14 -	32.554	57.913	129.3	1:00.559	2:31.026	81.78	0.829	15:00:43.878
15 -	33.092	58.140	129.3	1:00.959	2:32.191	81.15	1.994	15:03:16.069
16 -	32.985	58.722	127.3	IN PIT	2:40.372	<b>P</b> 77.01	10.175	15:05:56.441

<b>P13 19 Sean QUINLAN</b>		BMW M235iR Cup - Stephen Cameron Racing						
IDEAL LAP TIME : 2:30.336		BEST LAP TIME : 2:30.448		DIFFERENCE : 0.112				
LAP	SECTOR 1	SECTOR 2	SECTOR 3	LAP TIME	MPH	DIFF	TIME OF DAY	
1 -	OUTLAP	1:00.338	127.5	1:02.869			14:27:53.566	
2 -	33.306	58.109	128.5	1:00.856	2:32.271	81.11	1.823	14:30:25.837
3 -	33.389	59.862	128.3	1:01.718	2:34.969	79.69	4.521	14:33:00.806
4 -	33.667	59.110	128.8	1:02.880	2:35.657	79.34	5.209	14:35:36.463
5 -	33.245	58.451	129.5	1:04.537	2:36.233	79.05	5.785	14:38:12.696

Weather / Track : Cloudy / Dry

Circuit of the Americas

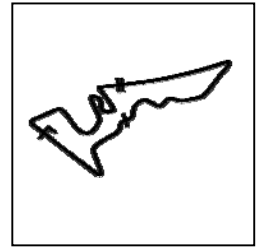
Circuit Length = 3.4308 miles

Start: 14:25 Flag 15:04 End: 15:10

# Grand Prix of Texas

TC

## PRACTICE 2 - Friday March 23rd 2018 - SECTOR ANALYSIS



SECTOR 1 = FL to I1, SECTOR 2 = I1 to I2, SECTOR 3 = I2 to FL, DIFF = Difference To Personal Best Lap, P = Crossed Finish Line in Pit Lane, D = Time Disallowed

6 -	32.782	57.879	129.3	<b>59.787</b>	<b>2:30.448 (1)</b>	<b>82.09</b>			<b>14:40:43.144</b>
7 -	34.498	58.603	129.5	1:00.127	2:33.228	80.60	2.780		14:43:16.372
8 -	32.738	57.861	129.8	1:00.226	2:30.825 (2)	81.88	0.377		14:45:47.197
9 -	32.912	58.061	129.0	1:00.701	2:31.674	81.43	1.226		14:48:18.871
10 -	<b>32.702</b>	57.884	<b>130.3</b>	1:00.982	2:31.568	81.48	1.120		14:50:50.439
11 -	33.067	58.085	<b>130.3</b>	1:01.313	2:32.465	81.00	2.017		14:53:22.904
12 -	32.835	58.155	129.5	1:00.517	2:31.507 (3)	81.52	1.059		14:55:54.411
13 -	33.342	<b>57.847</b>	129.8	IN PIT	2:36.517	<b>P</b> 78.91	6.069		14:58:30.928
14 -	OUTLAP	58.522	129.5	IN PIT	4:45.758	<b>P</b> 43.22	2:15.310		15:03:16.686

<b>P14</b>	<b>23</b>	<b>Steve STREIMER</b>			Nissan 370z TC Spec - TechSport Racing					
IDEAL LAP TIME : 2:30.662		BEST LAP TIME : 2:30.689			DIFFERENCE : 0.027					
LAP	SECTOR 1	SECTOR 2	SECTOR 3	LAP TIME	MPH	DIFF	TIME OF DAY			
1 -	OUTLAP	59.931	127.3	1:02.231				14:27:46.128		
2 -	33.547	58.454	123.5	1:04.793	2:36.794	78.77	6.105	14:30:22.922		
3 -	38.418	57.705	131.3	1:01.410	2:37.533	78.40	6.844	14:33:00.455		
4 -	35.158	58.011	130.0	1:02.456	2:35.625	79.36	4.936	14:35:36.080		
5 -	33.307	<b>57.625</b>	131.5	1:00.687	2:31.619 (2)	81.46	0.930	14:38:07.699		
6 -	33.543	57.882	130.8	1:01.220	2:32.645 (3)	80.91	1.956	14:40:40.344		
7 -	36.944	59.659	115.1	1:03.511	2:40.114	77.13	9.425	14:43:20.458		
8 -	32.935	58.293	<b>132.1</b>	1:01.477	2:32.705	80.88	2.016	14:45:53.163		
9 -	33.408	59.810	121.5	IN PIT	2:40.337	<b>P</b> 77.03	9.648	14:48:33.500		
10 -	OUTLAP	1:00.954	117.7	1:02.158	8:41.648	23.67	6:10.959	14:57:15.148		
11 -	34.200	58.237	126.1	1:00.782	2:33.219	80.60	2.530	14:59:48.367		
12 -	<b>32.706</b>	57.652	<b>132.1</b>	<b>1:00.331</b>	<b>2:30.689 (1)</b>	<b>81.96</b>		<b>15:02:19.056</b>		
13 -	34.624	58.871	104.3	IN PIT	2:42.721	<b>P</b> 75.90	12.032	15:05:01.777		

<b>P15</b>	<b>5</b>	<b>Max FEDLER</b>			BMW M235iR Cup - Matt Young Motorsports					
IDEAL LAP TIME : 2:30.637		BEST LAP TIME : 2:30.914			DIFFERENCE : 0.277					
LAP	SECTOR 1	SECTOR 2	SECTOR 3	LAP TIME	MPH	DIFF	TIME OF DAY			
1 -	OUTLAP	1:02.752	126.6	1:03.034				14:28:02.615		
2 -	32.913	58.770	126.8	1:00.649	2:32.332	81.07	1.418	14:30:34.947		
3 -	32.528	58.384	129.3	1:00.395	2:31.307	81.62	0.393	14:33:06.254		
4 -	32.550	58.166	129.5	1:00.441	2:31.157	81.70	0.243	14:35:37.411		
5 -	32.709	58.194	<b>130.5</b>	1:01.386	2:32.289	81.10	1.375	14:38:09.700		
6 -	32.626	58.192	129.8	1:00.169	2:30.987 (3)	81.80	0.073	14:40:40.687		
7 -	32.846	58.927	129.3	1:00.616	2:32.389	81.04	1.475	14:43:13.076		
8 -	32.500	58.539	129.8	1:00.504	2:31.543	81.50	0.629	14:45:44.619		
9 -	<b>32.478</b>	58.680	129.5	IN PIT	2:40.331	<b>P</b> 77.03	9.417	14:48:24.950		
10 -	OUTLAP	1:00.526	126.6	1:05.344	5:57.932	34.50	3:27.018	14:54:22.882		
11 -	32.990	58.113	130.3	1:00.355	2:31.458	81.54	0.544	14:56:54.340		
12 -	32.752	58.183	129.0	1:00.233	2:31.168	81.70	0.254	14:59:25.508		
13 -	32.488	58.313	129.3	<b>1:00.113</b>	<b>2:30.914 (1)</b>	<b>81.84</b>		<b>15:01:56.422</b>		
14 -	32.590	58.307	128.5	1:00.435	2:31.332	81.61	0.418	15:04:27.754		
15 -	32.531	<b>58.046</b>	128.8	1:00.366	2:30.943 (2)	81.82	0.029	15:06:58.697		

<b>P16</b>	<b>66</b>	<b>Daren JORGENSEN</b>			BMW M235iR Cup - RHC Lawrence-Strom					
IDEAL LAP TIME : 2:30.887		BEST LAP TIME : 2:31.784			DIFFERENCE : 0.897					
LAP	SECTOR 1	SECTOR 2	SECTOR 3	LAP TIME	MPH	DIFF	TIME OF DAY			
1 -	OUTLAP	1:04.320	114.9	1:03.213				14:28:08.442		
2 -	33.340	59.616	127.8	1:02.651	2:35.607	79.37	3.823	14:30:44.049		
3 -	33.929	58.909	129.3	1:00.992	2:33.830	80.28	2.046	14:33:17.879		
4 -	32.698	1:00.148	127.8	1:01.895	2:34.741	79.81	2.957	14:35:52.620		
5 -	33.344	59.388	129.0	IN PIT	2:41.852	<b>P</b> 76.30	10.068	14:38:34.472		
6 -	OUTLAP	59.386	128.5	1:01.311	6:28.767	31.76	3:56.983	14:45:03.239		
7 -	34.028	59.151	129.5	1:01.260	2:34.439	79.97	2.655	14:47:37.678		

Weather / Track : Cloudy / Dry

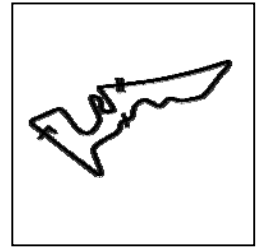
Circuit of the Americas  
 Circuit Length = 3.4308 miles  
 Start: 14:25 Flag 15:04 End: 15:10



# Grand Prix of Texas

TC

## PRACTICE 2 - Friday March 23rd 2018 - SECTOR ANALYSIS



SECTOR 1 = FL to I1, SECTOR 2 = I1 to I2, SECTOR 3 = I2 to FL, DIFF = Difference To Personal Best Lap, P = Crossed Finish Line in Pit Lane, D = Time Disallowed

8 -	32.990	58.710	130.0	<b>1:00.115</b>	2:31.815 (3)	81.35	0.031	14:50:09.493
9 -	32.917	58.366	<b>130.3</b>	IN PIT	2:37.508 P	78.41	5.724	14:52:47.001
10 -	OUTLAP	58.565	130.0	1:00.518	2:55.504	70.37	23.720	14:55:42.505
11 -	<b>32.638</b>	<b>58.134</b>	130.0	1:01.020	2:31.792 (2)	81.36	0.008	14:58:14.297
12 -	33.094	58.183	129.8	1:00.507	<b>2:31.784 (1)</b>	<b>81.37</b>		<b>15:00:46.081</b>
13 -	32.869	58.275	129.8	1:01.170	2:32.314	81.08	0.530	15:03:18.395
14 -	33.082	58.380	129.3	1:01.551	2:33.013	80.71	1.229	15:05:51.408

<b>P17 93</b>	<b>Joshua FORAN</b>			Honda Civic Type R - Team HMA			
IDEAL LAP TIME :	BEST LAP TIME :		DIFFERENCE :				
LAP	SECTOR 1	SECTOR 2	SECTOR 3	LAP TIME	MPH	DIFF	TIME OF DAY
1 -		58.192 126.6	<b>IN PIT</b>		<b>P</b>		<b>14:45:57.236</b>
2 -	<b>OUTLAP</b>	1:01.093 101.9	<b>IN PIT</b>	5:26.770	<b>P</b> 37.79		14:51:24.006
3 -	<b>OUTLAP</b>	1:00.057 123.1	<b>IN PIT</b>	3:06.765	<b>P</b> 66.13		14:54:30.771

Weather / Track : Cloudy / Dry

Circuit of the Americas  
 Circuit Length = 3.4308 miles  
 Start: 14:25 Flag 15:04 End: 15:10

# Grand Prix of Texas

TC

## PRACTICE 2 - Friday March 23rd 2018 - BEST SECTORS

SECTOR 1			SECTOR 2			SECTOR 3			IDEAL / BEST COMPARISON						
POS	NO	NAME	TIME	NO	NAME	TIME	NO	NAME	TIME	POS	NO	NAME	IDEAL	BEST	DIFF
													<b>PERFECT LAP</b>	<b>2:25.572</b>	
1	33	TERRY	31.614	3	KOZAROV	55.658	33	TERRY	58.300	1	3	KOZAROV	2:26.020	2:27.279	1.259
2	3	KOZAROV	31.661	33	TERRY	56.301	3	KOZAROV	58.701	2	33	TERRY	2:26.215	2:26.442	0.227
3	81	RUUD	31.987	78	RICCA	56.565	80	SCHWARTZ	58.804	3	80	SCHWARTZ	2:27.691	2:27.965	0.274
4	91	WITTMER	32.096	80	SCHWARTZ	56.786	81	RUUD	58.983	4	78	RICCA	2:27.750	2:28.268	0.518
5	80	SCHWARTZ	32.101	91	WITTMER	56.788	78	RICCA	58.987	5	91	WITTMER	2:27.875	2:27.978	0.103
6	78	RICCA	32.198	26	TRAVIS	56.852	91	WITTMER	58.991	6	81	RUUD	2:27.893	2:28.353	0.460
7	26	TRAVIS	32.329	20	NIMKOFF	56.852	26	TRAVIS	59.076	7	26	TRAVIS	2:28.257	2:28.584	0.327
8	97	RIVERA	32.356	81	RUUD	56.923	27	CLUNIE	59.195	8	27	CLUNIE	2:29.052	2:29.337	0.285
9	02	BRUMMOND	32.416	97	RIVERA	57.028	20	NIMKOFF	59.611	9	20	NIMKOFF	2:29.172	2:29.385	0.213
10	87	SCHMITT	32.465	93	FORAN	57.089	02	BRUMMOND	59.716	10	97	RIVERA	2:29.235	2:29.492	0.257
11	5	FEDLER	32.478	02	BRUMMOND	57.119	19	QUINLAN	59.787	11	02	BRUMMOND	2:29.251	2:29.478	0.227
12	27	CLUNIE	32.572	27	CLUNIE	57.285	97	RIVERA	59.851	12	87	SCHMITT	2:29.833	2:30.197	0.364
13	66	JORGENSEN	32.638	87	SCHMITT	57.425	87	SCHMITT	59.943	13	19	QUINLAN	2:30.336	2:30.448	0.112
14	19	QUINLAN	32.702	23	STREIMER	57.625	5	FEDLER	1:00.113	14	5	FEDLER	2:30.637	2:30.914	0.277
15	23	STREIMER	32.706	19	QUINLAN	57.847	66	JORGENSEN	1:00.115	15	23	STREIMER	2:30.662	2:30.689	0.027
16	20	NIMKOFF	32.709	5	FEDLER	58.046	23	STREIMER	1:00.331	16	66	JORGENSEN	2:30.887	2:31.784	0.897
17				66	JORGENSEN	58.134				17	93	FORAN			

Weather / Track : Cloudy / Dry

Results can be found at [www.tsl-timing.com](http://www.tsl-timing.com)

Circuit of the Americas  
 Circuit Length = 3.4308 miles  
 Start: 14:25 Flag 15:04 End: 15:10

Printed - 15:13 Friday, March 23, 2018

# Grand Prix of Texas

TC

## PRACTICE 2 - Friday March 23rd 2018 - BEST SPEEDS

POS	INTERMEDIATE 1		INTERMEDIATE 2		FINISH LINE	
	NO	NAME	MPH	NO	NAME	MPH
1			78	RICCA	135.0	
2			97	RIVERA	133.9	
3			33	TERRY	133.6	
4			3	KOZAROV	132.6	
5			80	SCHWARTZ	132.1	
6			81	RUUD	132.1	
7			23	STREIMER	132.1	
8			20	NIMKOFF	131.5	
9			91	WITTMER	131.3	
10			27	CLUNIE	131.0	
11			87	SCHMITT	130.5	
12			5	FEDLER	130.5	
13			19	QUINLAN	130.3	
14			66	JORGENSEN	130.3	
15			26	TRAVIS	129.8	
16			02	BRUMMOND	129.5	
17			93	FORAN	127.5	

Weather / Track : Cloudy / Dry

Results can be found at [www.tsl-timing.com](http://www.tsl-timing.com)

Circuit of the Americas  
Circuit Length = 3.4308 miles  
Start: 14:25 Flag 15:04 End: 15:10

Printed - 15:14 Friday, March 23, 2018

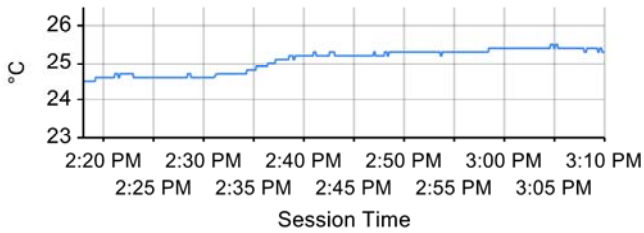
# Grand Prix of Texas

TC

## PRACTICE 2 - Friday March 23rd 2018 - WEATHER CONDITIONS

### Air Temperature

Min: 24.5°C Max: 25.5°C



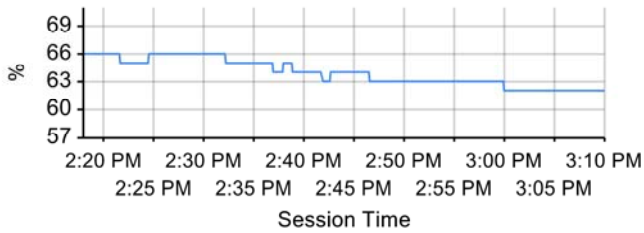
### Track Temperature

Min: 29.4°C Max: 37.2°C



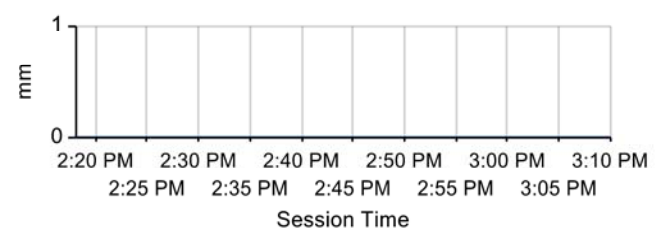
### Humidity

Min: 62% Max: 66%



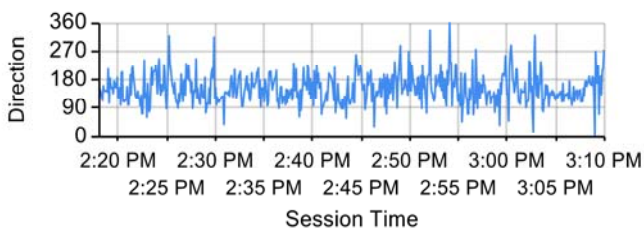
### Daily Rainfall

Min: 0mm Max: 0mm



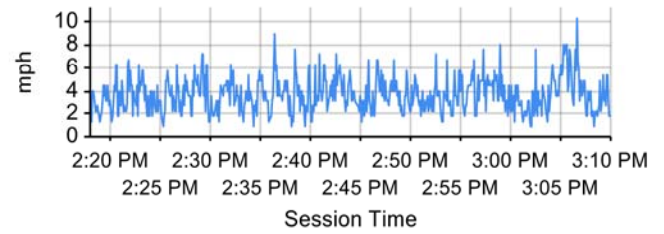
### Wind Direction

North = 0/360, East = 90, South = 180, West = 270



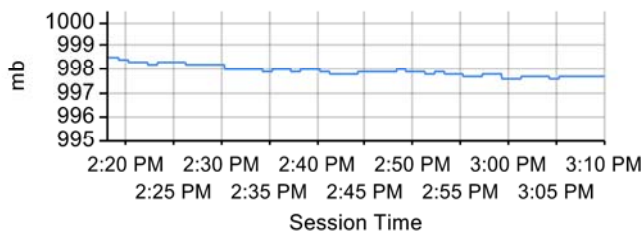
### Wind Speed

Min: 0.9mph Max: 10.3mph



### Barometric Pressure

Min: 997.6mb Max: 998.5mb



Weather / Track : Cloudy / Dry

Results can be found at [www.tsl-timing.com](http://www.tsl-timing.com)

Circuit of the Americas  
Circuit Length = 3.4308 miles  
Start: 14:25 Flag 15:04 End: 15:10

Printed - 15:14 Friday, March 23, 2018

# Grand Prix of Texas

TC

## QUALIFYING - ROUND 1 - Saturday March 24th 2018 - CLASSIFICATION FINAL



POS	NO	NAME	ENTRY	TIME	ON	LAPS	GAP	DIFF	MPH
1	3	<b>Vesko KOZAROV</b>	Nissan 370z TC Spec - Rearden Racing	<b>2:25.828</b>	4	5			84.69
2	81	<b>Jacob RUUD</b>	BMW M235iR Cup - Winding Road Team TFB	<b>2:26.313</b>	3	4	<b>0.485</b>	0.485	84.41
3	33	<b>Paul TERRY</b>	Nissan 370z TC Spec - Rearden Racing	<b>2:26.517</b>	4	5	<b>0.689</b>	0.204	84.29
4	91	<b>Karl WITTMER</b>	BMW M235iR Cup - Classic BMW	<b>2:26.587</b>	6	8	<b>0.759</b>	0.070	84.25
5	97	<b>Tony RIVERA</b>	Nissan 370z TC Spec - Brass Monkey Racing	<b>2:26.859</b>	6	8	<b>1.031</b>	0.272	84.10
6	80	<b>Johan SCHWARTZ</b>	BMW M235iR Cup - Rooster Hall Racing	<b>2:27.037</b>	4	7	<b>1.209</b>	0.178	83.99
7	23	<b>Steve STREIMER</b>	Nissan 370z TC Spec - TechSport Racing	<b>2:27.395</b>	3	8	<b>1.567</b>	0.358	83.79
8	78	<b>Jeff RICCA</b>	Genesis Coupe - GenRacer	<b>2:27.522</b>	2	6	<b>1.694</b>	0.127	83.72
9	20	<b>Robert NIMKOFF</b>	BMW M235iR Cup - AutoTechnic Racing	<b>2:28.000</b>	3	6	<b>2.172</b>	0.478	83.45
10	27	<b>Jayson CLUNIE</b>	BMW M235iR Cup - Classic BMW	<b>2:28.592</b>	7	8	<b>2.764</b>	0.592	83.11
11	02	<b>Mark BRUMMOND</b>	BMW M235iR Cup - AutoTechnic Racing	<b>2:28.854</b>	7	8	<b>3.026</b>	0.262	82.97
12	87	<b>Henry SCHMITT</b>	BMW M235iR Cup - Stephen Cameron Racing	<b>2:29.010</b>	3	6	<b>3.182</b>	0.156	82.88
13	19	<b>Sean QUINLAN</b>	BMW M235iR Cup - Stephen Cameron Racing	<b>2:29.119</b>	4	7	<b>3.291</b>	0.109	82.82
14	66	<b>Daren JORGENSEN</b>	BMW M235iR Cup - RHC Lawrence-Strom	<b>2:29.823</b>	5	8	<b>3.995</b>	0.704	82.43
15	5	<b>Max FEDLER</b>	BMW M235iR Cup - Matt Young Motorsports	<b>2:29.926</b>	5	8	<b>4.098</b>	0.103	82.38

QUALIFYING LAPTIME (107.0% of 2:26.219) = 2:36.454

- 08:35 - Cars #20 + #97 - Lap time disallowed - Track limits
- 08:37 - Car #33 - Lap time disallowed - Track limits
- 08:39 - Car #3 - Lap time disallowed - Track limits
- 08:41 - Cars #5 + #27 - Lap time disallowed - Track limits
- 08:42 - Car #20 - Lap time disallowed - Track limits
- 08:46 - Car #66 - Lap time disallowed - Track limits
- 08:50 - Car #97 - Lap time disallowed - Track limits

Circuit of the Americas  
 Circuit Length = 3.4308 miles  
 Start: 08:30 Flag 08:50 End: 08:52

Weather / Track : Cloudy / Dry

These results are provisional until the conclusion of any judicial and technical matters.

Chief Steward :	Chief of Timing
-----------------	-----------------

Results can be found at [www.tsl-timing.com](http://www.tsl-timing.com)

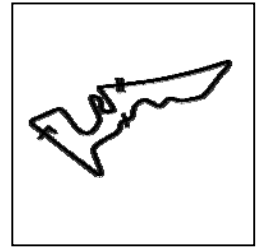
Printed - 08:58 Saturday, March 24, 2018



# Grand Prix of Texas

TC

## QUALIFYING - ROUND 1 - Saturday March 24th 2018 - SECTOR ANALYSIS



SECTOR 1 = FL to I1, SECTOR 2 = I1 to I2, SECTOR 3 = I2 to FL, DIFF = Difference To Personal Best Lap, P = Crossed Finish Line in Pit Lane, D = Time Disallowed

P1		3		Vesko KOZAROV		Nissan 370z TC Spec - Rearden Racing		
IDEAL LAP TIME : 2:25.561		BEST LAP TIME : 2:25.828		DIFFERENCE : 0.267				
LAP	SECTOR 1	SECTOR 2		SECTOR 3	LAP TIME	MPH	DIFF	TIME OF DAY
1 -	OUTLAP	1:04.007	116.1	1:05.917				08:34:25.660
2 -	36.925	1:00.510	129.5	1:00.320	2:37.755 (2)	78.29	11.927	08:37:03.415
3 -	31.690	56.174	<b>132.8</b>	<b>58.217</b>	<del>2:26.084</del> D	84.54	0.253	08:39:29.496
4 -	<b>31.640</b>	<b>55.704</b>	132.6	58.484	<b>2:25.828 (1)</b>	<b>84.69</b>		<b>08:41:55.324</b>
5 -	43.387	1:12.049	81.3	IN PIT	3:17.987 P	62.38	52.159	08:45:13.311

P2		81		Jacob RUUD		BMW M235iR Cup - Winding Road Team TFB		
IDEAL LAP TIME : 2:26.313		BEST LAP TIME : 2:26.313		DIFFERENCE : 0.000				
LAP	SECTOR 1	SECTOR 2		SECTOR 3	LAP TIME	MPH	DIFF	TIME OF DAY
1 -	OUTLAP	1:07.376	122.4	1:02.274				08:34:36.744
2 -	32.033	56.227	132.6	58.773	2:27.033 (2)	84.00	0.720	08:37:03.777
3 -	<b>31.684</b>	<b>56.084</b>	<b>136.6</b>	<b>58.545</b>	<b>2:26.313 (1)</b>	<b>84.41</b>		<b>08:39:30.090</b>
4 -	32.554	57.604	132.3	IN PIT	2:38.599 P	77.87	12.286	08:42:08.689

P3		33		Paul TERRY		Nissan 370z TC Spec - Rearden Racing		
IDEAL LAP TIME : 2:26.391		BEST LAP TIME : 2:26.517		DIFFERENCE : 0.126				
LAP	SECTOR 1	SECTOR 2		SECTOR 3	LAP TIME	MPH	DIFF	TIME OF DAY
1 -	OUTLAP	1:02.547	128.5	1:00.858				08:32:50.568
2 -	32.498	57.182	131.0	58.422	2:28.102 (2)	83.39	1.585	08:35:18.670
3 -	32.133	<b>56.369</b>	132.1	59.382	<del>2:27.884</del> D	83.51	1.367	08:37:46.554
4 -	<b>31.825</b>	56.495	<b>132.6</b>	<b>58.197</b>	<b>2:26.517 (1)</b>	<b>84.29</b>		<b>08:40:13.071</b>
5 -	35.691	1:04.293	93.5	IN PIT	2:53.910 P	71.01	27.393	08:43:06.981

P4		91		Karl WITTMER		BMW M235iR Cup - Classic BMW		
IDEAL LAP TIME : 2:26.534		BEST LAP TIME : 2:26.587		DIFFERENCE : 0.053				
LAP	SECTOR 1	SECTOR 2		SECTOR 3	LAP TIME	MPH	DIFF	TIME OF DAY
1 -	OUTLAP	1:10.243	106.3	1:05.634				08:33:28.853
2 -	32.537	56.828	130.3	<b>58.423</b>	2:27.788	83.57	1.201	08:35:56.641
3 -	34.519	1:03.728	93.5	1:04.298	2:42.545	75.98	15.958	08:38:39.186
4 -	32.117	56.386	131.3	58.545	2:27.048 (3)	83.99	0.461	08:41:06.234
5 -	33.714	59.412	120.2	1:02.476	2:35.602	79.37	9.015	08:43:41.836
6 -	<b>32.031</b>	<b>56.080</b>	<b>133.4</b>	58.476	<b>2:26.587 (1)</b>	<b>84.25</b>		<b>08:46:08.423</b>
7 -	32.064	56.215	131.3	58.489	2:26.768 (2)	84.15	0.181	08:48:35.191
8 -	32.118	56.470	130.8	58.503	2:27.091	83.96	0.504	08:51:02.282

P5		97		Tony RIVERA		Nissan 370z TC Spec - Brass Monkey Racing		
IDEAL LAP TIME : 2:26.390		BEST LAP TIME : 2:26.859		DIFFERENCE : 0.469				
LAP	SECTOR 1	SECTOR 2		SECTOR 3	LAP TIME	MPH	DIFF	TIME OF DAY
1 -	OUTLAP	1:02.911	116.3	1:02.762				08:32:57.321
2 -	32.357	<b>55.875</b>	132.6	<b>58.512</b>	<del>2:26.744</del> D	84.16		08:35:24.065
3 -	<b>32.003</b>	56.165	133.4	58.737	2:26.905 (2)	84.07	0.046	08:37:50.970
4 -	32.367	56.221	133.4	58.697	2:27.285	83.85	0.426	08:40:18.255
5 -	32.555	59.192	93.3	1:08.237	2:39.984	77.20	13.125	08:42:58.239
6 -	32.323	55.963	132.8	58.573	<b>2:26.859 (1)</b>	<b>84.10</b>		<b>08:45:25.098</b>
7 -	32.164	56.198	<b>133.6</b>	58.606	2:26.968 (3)	84.03	0.109	08:47:52.066
8 -	32.056	56.166	<b>133.6</b>	58.928	<del>2:27.150</del> D	83.93	0.291	08:50:19.216

P6		80		Johan SCHWARTZ		BMW M235iR Cup - Rooster Hall Racing		
IDEAL LAP TIME : 2:26.941		BEST LAP TIME : 2:27.037		DIFFERENCE : 0.096				
LAP	SECTOR 1	SECTOR 2		SECTOR 3	LAP TIME	MPH	DIFF	TIME OF DAY

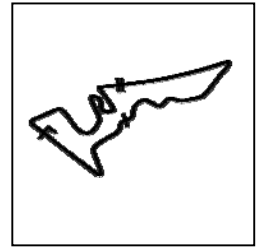
Weather / Track : Cloudy / Dry

Circuit of the Americas  
 Circuit Length = 3.4308 miles  
 Start: 08:30 Flag 08:50 End: 08:52

# Grand Prix of Texas

TC

## QUALIFYING - ROUND 1 - Saturday March 24th 2018 - SECTOR ANALYSIS



SECTOR 1 = FL to I1, SECTOR 2 = I1 to I2, SECTOR 3 = I2 to FL, DIFF = Difference To Personal Best Lap, P = Crossed Finish Line in Pit Lane, D = Time Disallowed

LAP	SECTOR 1	SECTOR 2	SECTOR 3	LAP TIME	MPH	DIFF	TIME OF DAY
1 -	OUTLAP	1:03.513	105.1	1:04.546			08:33:15.799
2 -	33.979	58.837	123.5	1:00.709	2:33.525	80.44	6.488 08:35:49.324
3 -	32.406	56.357	130.3	<b>58.481</b>	2:27.244 (2)	83.88	0.207 08:38:16.568
4 -	32.212	<b>56.281</b>	<b>130.8</b>	58.544	<b>2:27.037 (1)</b>	<b>83.99</b>	<b>08:40:43.605</b>
5 -	32.367	57.690	91.9	1:07.119	2:37.176	78.58	10.139 08:43:20.781
6 -	<b>32.179</b>	56.401	<b>130.8</b>	58.815	2:27.395 (3)	83.79	0.358 08:45:48.176
7 -	32.270	56.657	<b>130.8</b>	IN PIT	2:37.103 P	78.61	10.066 08:48:25.279

P7 23 Steve STREIMER		Nissan 370z TC Spec - TechSport Racing					
IDEAL LAP TIME : 2:27.101		BEST LAP TIME : 2:27.395		DIFFERENCE : 0.294			
LAP	SECTOR 1	SECTOR 2	SECTOR 3	LAP TIME	MPH	DIFF	TIME OF DAY
1 -	OUTLAP	59.631	119.4	1:01.292			08:32:42.498
2 -	32.674	56.796	133.1	59.502	2:28.972	82.90	1.577 08:35:11.470
3 -	32.093	<b>56.274</b>	133.1	59.028	<b>2:27.395 (1)</b>	<b>83.79</b>	<b>08:37:38.865</b>
4 -	<b>31.916</b>	56.681	132.1	59.500	2:28.097	83.39	0.702 08:40:06.962
5 -	33.509	58.159	124.5	1:03.939	2:35.607	79.37	8.212 08:42:42.569
6 -	34.735	58.373	126.1	1:00.807	2:33.915	80.24	6.520 08:45:16.484
7 -	32.204	56.603	<b>134.7</b>	<b>58.911</b>	2:27.718 (3)	83.61	0.323 08:47:44.202
8 -	32.202	56.496	133.4	58.998	2:27.696 (2)	83.62	0.301 08:50:11.898

P8 78 Jeff RICCA		Genesis Coupe - GenRacer					
IDEAL LAP TIME : 2:26.356		BEST LAP TIME : 2:27.522		DIFFERENCE : 1.166			
LAP	SECTOR 1	SECTOR 2	SECTOR 3	LAP TIME	MPH	DIFF	TIME OF DAY
1 -	OUTLAP	1:02.843	119.4	1:05.324			08:33:29.930
2 -	32.557	56.310	<b>136.1</b>	<b>58.655</b>	<b>2:27.522 (1)</b>	<b>83.72</b>	<b>08:35:57.452</b>
3 -	32.375	<b>55.817</b>	135.0	59.548	2:27.740 (2)	83.59	0.218 08:38:25.192
4 -	35.252	1:06.219	112.2	1:02.832	2:44.303	75.17	16.781 08:41:09.495
5 -	<b>31.884</b>	56.199	134.4	1:02.441	2:30.524 (3)	82.05	3.002 08:43:40.019
6 -	32.104	57.001	135.0	IN PIT	2:40.801 P	76.80	13.279 08:46:20.820

P9 20 Robert NIMKOFF		BMW M235iR Cup - AutoTechnic Racing					
IDEAL LAP TIME : 2:27.568		BEST LAP TIME : 2:28.000		DIFFERENCE : 0.432			
LAP	SECTOR 1	SECTOR 2	SECTOR 3	LAP TIME	MPH	DIFF	TIME OF DAY
1 -	OUTLAP	1:00.791	126.6	1:01.809			08:32:45.478
2 -	32.769	57.031	129.0	59.321	2:29.424 D	82.82	1.121 08:35:14.599
3 -	32.580	56.318	129.5	59.102	<b>2:28.000 (1)</b>	<b>83.45</b>	<b>08:37:42.599</b>
4 -	32.441	<b>56.159</b>	130.0	59.722	2:28.322 (2)	83.27	0.322 08:40:10.921
5 -	<b>32.365</b>	56.278	<b>131.3</b>	<b>59.044</b>	2:27.687 D	83.62	08:42:38.608
6 -	32.403	1:02.351	112.0	IN PIT	2:43.910 P	75.35	15.910 08:45:22.518

P10 27 Jayson CLUNIE		BMW M235iR Cup - Classic BMW					
IDEAL LAP TIME : 2:28.179		BEST LAP TIME : 2:28.592		DIFFERENCE : 0.413			
LAP	SECTOR 1	SECTOR 2	SECTOR 3	LAP TIME	MPH	DIFF	TIME OF DAY
1 -	OUTLAP	1:05.352	125.4	1:02.164			08:33:30.484
2 -	32.930	57.176	129.5	59.407	2:29.513	82.60	0.921 08:35:59.997
3 -	32.807	57.425	128.3	59.255	2:29.487	82.62	0.895 08:38:29.484
4 -	32.668	<b>57.034</b>	128.3	59.106	<del>2:28.808</del> D	82.99	0.216 08:40:58.292
5 -	32.824	57.281	129.0	<b>58.736</b>	2:28.841 (3)	82.98	0.249 08:43:27.133
6 -	32.578	57.220	129.0	59.012	2:28.810 (2)	82.99	0.218 08:45:55.943
7 -	<b>32.409</b>	57.079	<b>130.0</b>	59.104	<b>2:28.592 (1)</b>	<b>83.11</b>	<b>08:48:24.535</b>
8 -	32.551	57.268	129.0	59.114	2:28.933	82.92	0.341 08:50:53.468

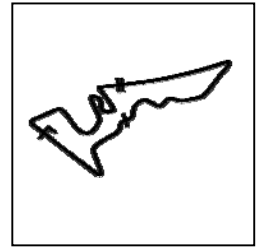
Weather / Track : Cloudy / Dry

Circuit of the Americas  
 Circuit Length = 3.4308 miles  
 Start: 08:30 Flag 08:50 End: 08:52

# Grand Prix of Texas

TC

## QUALIFYING - ROUND 1 - Saturday March 24th 2018 - SECTOR ANALYSIS



SECTOR 1 = FL to I1, SECTOR 2 = I1 to I2, SECTOR 3 = I2 to FL, DIFF = Difference To Personal Best Lap, P = Crossed Finish Line in Pit Lane, D = Time Disallowed

P11 02		Mark BRUMMOND			BMW M235iR Cup - AutoTechnic Racing		
IDEAL LAP TIME : 2:28.402		BEST LAP TIME : 2:28.854		DIFFERENCE : 0.452			
LAP	SECTOR 1	SECTOR 2	SECTOR 3	LAP TIME	MPH	DIFF	TIME OF DAY
1 -	OUTLAP	1:02.132	124.9	1:03.274			08:33:02.829
2 -	33.162	58.168	128.5	59.579	2:30.909	81.84	2.055 08:35:33.738
3 -	32.490	57.350	129.3	59.687	2:29.527	82.59	0.673 08:38:03.265
4 -	32.450	56.978	130.0	59.819	2:29.247 (3)	82.75	0.393 08:40:32.512
5 -	32.341	57.563	129.3	59.937	2:29.841	82.42	0.987 08:43:02.353
6 -	32.418	<b>56.912</b>	<b>130.5</b>	59.964	2:29.294	82.72	0.440 08:45:31.647
7 -	32.633	57.023	129.8	<b>59.198</b>	<b>2:28.854 (1)</b>	<b>82.97</b>	<b>08:48:00.501</b>
8 -	<b>32.292</b>	57.217	129.3	59.602	2:29.111 (2)	82.83	0.257 08:50:29.612

P12 87		Henry SCHMITT			BMW M235iR Cup - Stephen Cameron Racing		
IDEAL LAP TIME : 2:28.408		BEST LAP TIME : 2:29.010		DIFFERENCE : 0.602			
LAP	SECTOR 1	SECTOR 2	SECTOR 3	LAP TIME	MPH	DIFF	TIME OF DAY
1 -	OUTLAP	1:08.517	112.0	1:05.335			08:32:58.523
2 -	34.357	58.357	128.0	1:00.412	2:33.126	80.65	4.116 08:35:31.649
3 -	32.714	57.293	128.8	<b>59.003</b>	<b>2:29.010 (1)</b>	<b>82.88</b>	<b>08:38:00.659</b>
4 -	<b>32.521</b>	57.547	128.8	59.330	2:29.398 (2)	82.67	0.388 08:40:30.057
5 -	32.569	<b>56.884</b>	<b>129.5</b>	1:00.193	2:29.646 (3)	82.53	0.636 08:42:59.703
6 -	32.897	57.152	<b>129.5</b>	IN PIT	2:36.696 P	78.82	7.686 08:45:36.399

P13 19		Sean QUINLAN			BMW M235iR Cup - Stephen Cameron Racing		
IDEAL LAP TIME : 2:28.829		BEST LAP TIME : 2:29.119		DIFFERENCE : 0.290			
LAP	SECTOR 1	SECTOR 2	SECTOR 3	LAP TIME	MPH	DIFF	TIME OF DAY
1 -	OUTLAP	1:07.162	117.9	1:03.789			08:33:19.876
2 -	33.990	1:01.439	127.8	59.927	2:35.356	79.50	6.237 08:35:55.232
3 -	32.912	57.072	129.0	<b>59.421</b>	2:29.405 (3)	82.66	0.286 08:38:24.637
4 -	32.489	57.003	129.3	59.627	<b>2:29.119 (1)</b>	<b>82.82</b>	<b>08:40:53.756</b>
5 -	32.576	<b>56.937</b>	129.3	59.747	2:29.260 (2)	82.74	0.141 08:43:23.016
6 -	<b>32.471</b>	57.525	129.3	59.617	2:29.613	82.55	0.494 08:45:52.629
7 -	32.581	57.024	<b>129.5</b>	IN PIT	2:37.993 P	78.17	8.874 08:48:30.622

P14 66		Daren JORGENSEN			BMW M235iR Cup - RHC Lawrence-Strom		
IDEAL LAP TIME : 2:29.464		BEST LAP TIME : 2:29.823		DIFFERENCE : 0.359			
LAP	SECTOR 1	SECTOR 2	SECTOR 3	LAP TIME	MPH	DIFF	TIME OF DAY
1 -	OUTLAP	1:13.363	80.5	1:07.056			08:33:41.708
2 -	34.346	59.962	128.8	1:01.676	2:35.984	79.18	6.161 08:36:17.692
3 -	32.900	58.328	<b>129.8</b>	1:00.502	2:31.730	81.40	1.907 08:38:49.422
4 -	33.081	57.657	<b>129.8</b>	<b>59.407</b>	2:30.145 (3)	82.25	0.322 08:41:19.567
5 -	<b>32.418</b>	57.800	129.5	59.605	<b>2:29.823 (1)</b>	<b>82.43</b>	<b>08:43:49.390</b>
6 -	32.466	<b>57.639</b>	<b>129.8</b>	59.689	2:29.794 D	82.45	08:46:19.184
7 -	32.740	57.844	<b>129.8</b>	59.436	2:30.020 (2)	82.32	0.197 08:48:49.204
8 -	36.936	1:04.590	102.7	IN PIT	2:54.932 P	70.60	25.109 08:51:44.136

P15 5		Max FEDLER			BMW M235iR Cup - Matt Young Motorsports		
IDEAL LAP TIME : 2:29.527		BEST LAP TIME : 2:29.926		DIFFERENCE : 0.399			
LAP	SECTOR 1	SECTOR 2	SECTOR 3	LAP TIME	MPH	DIFF	TIME OF DAY
1 -	OUTLAP	1:06.656	128.5	1:02.188			08:33:31.386
2 -	32.928	58.174	<b>129.8</b>	1:00.351	2:31.453	81.54	1.527 08:36:02.839
3 -	32.805	57.653	129.3	59.744	2:30.202 (2)	82.22	0.276 08:38:33.041
4 -	<b>32.437</b>	<b>57.401</b>	129.3	<b>59.689</b>	2:29.527 D	82.59	08:41:02.568
5 -	32.519	57.568	129.3	59.839	<b>2:29.926 (1)</b>	<b>82.38</b>	<b>08:43:32.494</b>
6 -	32.651	57.730	129.5	1:00.135	2:30.516	82.05	0.590 08:46:03.010

Weather / Track : Cloudy / Dry

Circuit of the Americas

Circuit Length = 3.4308 miles

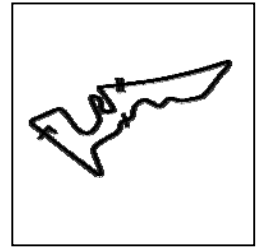
Start: 08:30 Flag 08:50 End: 08:52



# Grand Prix of Texas

TC

## QUALIFYING - ROUND 1 - Saturday March 24th 2018 - SECTOR ANALYSIS



SECTOR 1 = FL to I1, SECTOR 2 = I1 to I2, SECTOR 3 = I2 to FL, DIFF = Difference To Personal Best Lap, P = Crossed Finish Line in Pit Lane, D = Time Disallowed

7 -	32.481	57.808	129.0	59.958	2:30.247 (3)	82.20	0.321	08:48:33.257
8 -	32.645	57.962	121.7	1:00.353	2:30.960	81.81	1.034	08:51:04.217

Weather / Track : Cloudy / Dry

Results can be found at [www.tsl-timing.com](http://www.tsl-timing.com)

Page 4 of 4

Circuit of the Americas  
Circuit Length = 3.4308 miles  
Start: 08:30 Flag 08:50 End: 08:52

Printed - 08:56 Saturday, March 24, 2018

# Grand Prix of Texas

TC

## QUALIFYING - ROUND 1 - Saturday March 24th 2018 - BEST SECTORS

SECTOR 1			SECTOR 2			SECTOR 3			IDEAL / BEST COMPARISON						
POS	NO	NAME	TIME	NO	NAME	TIME	NO	NAME	TIME	POS	NO	NAME	IDEAL	BEST	DIFF
													<b>PERFECT LAP</b>	<b>2:25.541</b>	
1	3	KOZAROV	31.640	3	KOZAROV	55.704	33	TERRY	58.197	1	3	KOZAROV	2:25.561	2:25.828	0.267
2	81	RUUD	31.684	78	RICCA	55.817	3	KOZAROV	58.217	2	81	RUUD	2:26.313	2:26.313	0.000
3	33	TERRY	31.825	97	RIVERA	55.875	91	WITTMER	58.423	3	78	RICCA	2:26.356	2:27.522	1.166
4	78	RICCA	31.884	91	WITTMER	56.080	80	SCHWARTZ	58.481	4	97	RIVERA	2:26.390	2:26.859	0.469
5	23	STREIMER	31.916	81	RUUD	56.084	97	RIVERA	58.512	5	33	TERRY	2:26.391	2:26.517	0.126
6	97	RIVERA	32.003	20	NIMKOFF	56.159	81	RUUD	58.545	6	91	WITTMER	2:26.534	2:26.587	0.053
7	91	WITTMER	32.031	23	STREIMER	56.274	78	RICCA	58.655	7	80	SCHWARTZ	2:26.941	2:27.037	0.096
8	80	SCHWARTZ	32.179	80	SCHWARTZ	56.281	27	CLUNIE	58.736	8	23	STREIMER	2:27.101	2:27.395	0.294
9	02	BRUMMOND	32.292	33	TERRY	56.369	23	STREIMER	58.911	9	20	NIMKOFF	2:27.568	2:28.000	0.432
10	20	NIMKOFF	32.365	87	SCHMITT	56.884	87	SCHMITT	59.003	10	27	CLUNIE	2:28.179	2:28.592	0.413
11	27	CLUNIE	32.409	02	BRUMMOND	56.912	20	NIMKOFF	59.044	11	02	BRUMMOND	2:28.402	2:28.854	0.452
12	66	JORGENSEN	32.418	19	QUINLAN	56.937	02	BRUMMOND	59.198	12	87	SCHMITT	2:28.408	2:29.010	0.602
13	5	FEDLER	32.437	27	CLUNIE	57.034	66	JORGENSEN	59.407	13	19	QUINLAN	2:28.829	2:29.119	0.290
14	19	QUINLAN	32.471	5	FEDLER	57.401	19	QUINLAN	59.421	14	66	JORGENSEN	2:29.464	2:29.823	0.359
15	87	SCHMITT	32.521	66	JORGENSEN	57.639	5	FEDLER	59.689	15	5	FEDLER	2:29.527	2:29.926	0.399

Weather / Track : Cloudy / Dry

Results can be found at [www.tsl-timing.com](http://www.tsl-timing.com)

Circuit of the Americas  
Circuit Length = 3.4308 miles  
Start: 08:30 Flag 08:50 End: 08:52

Printed - 08:56 Saturday, March 24, 2018

# Grand Prix of Texas

TC

## QUALIFYING - ROUND 1 - Saturday March 24th 2018 - BEST SPEEDS

POS	INTERMEDIATE 1		INTERMEDIATE 2		FINISH LINE		MPH
	NO	NAME	NO	NAME	NO	NAME	
1			81	RUUD			136.6
2			78	RICCA			136.1
3			23	STREIMER			134.7
4			97	RIVERA			133.6
5			91	WITTMER			133.4
6			3	KOZAROV			132.8
7			33	TERRY			132.6
8			20	NIMKOFF			131.3
9			80	SCHWARTZ			130.8
10			02	BRUMMOND			130.5
11			27	CLUNIE			130.0
12			66	JORGENSEN			129.8
13			5	FEDLER			129.8
14			87	SCHMITT			129.5
15			19	QUINLAN			129.5

Weather / Track : Cloudy / Dry

Results can be found at [www.tsl-timing.com](http://www.tsl-timing.com)

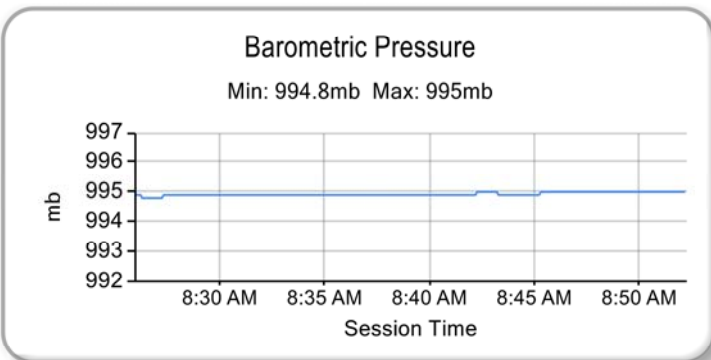
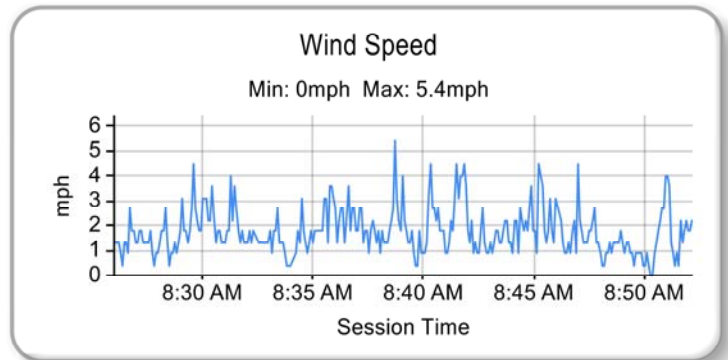
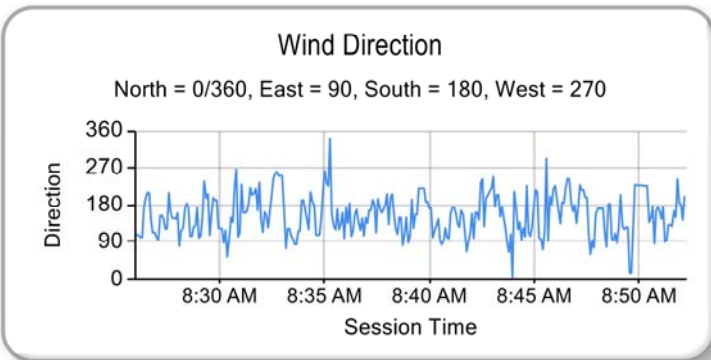

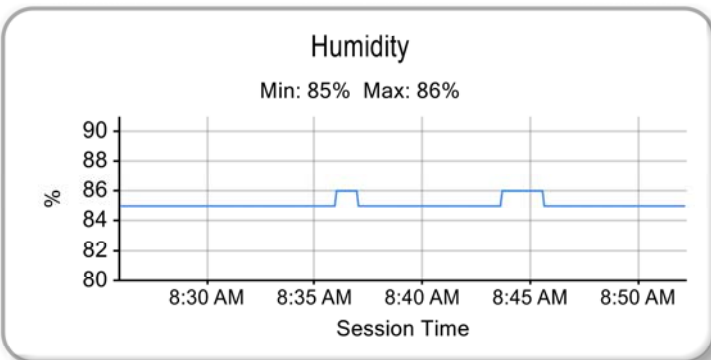
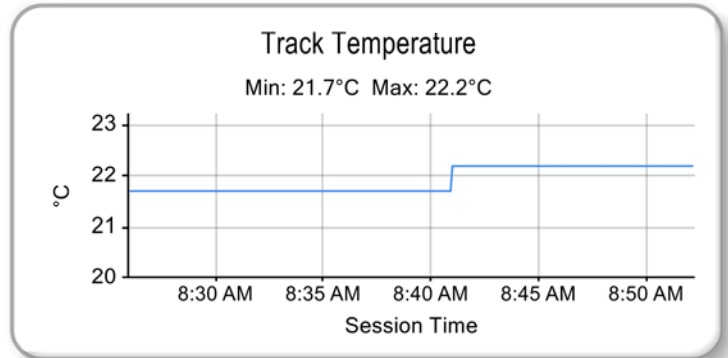
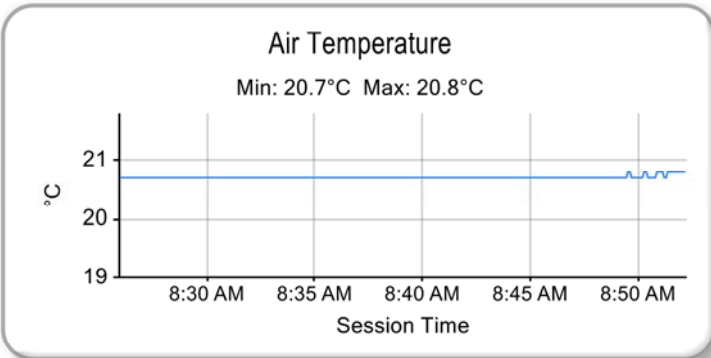
Circuit of the Americas  
Circuit Length = 3.4308 miles  
Start: 08:30 Flag 08:50 End: 08:52

Printed - 08:57 Saturday, March 24, 2018

# Grand Prix of Texas

TC

## QUALIFYING - ROUND 1 - Saturday March 24th 2018 - WEATHER CONDITIONS



Weather / Track : Cloudy / Dry

Results can be found at [www.tsl-timing.com](http://www.tsl-timing.com)

Circuit of the Americas  
Circuit Length = 3.4308 miles  
Start: 08:30 Flag 08:50 End: 08:52

Printed - 08:57 Saturday, March 24, 2018

# Grand Prix of Texas

TC

## ROUND 1 - Saturday March 24th 2018 - GRID (40 minutes)



ROW 9		17	93	Joshua FORAN				
ROW 8	16	26	Matt TRAVIS	2:29.926	15	5	Max FEDLER	
ROW 7		14	66	Daren JORGENSEN	2:29.823	13	19	Sean QUINLAN
ROW 6		12	87	Henry SCHMITT	2:29.010	11	02	Mark BRUMMOND
ROW 5		10	27	Jayson CLUNIE	2:28.592	9	20	Robert NIMKOFF
ROW 4		8	78	Jeff RICCA	2:27.522	7	23	Steve STREIMER
ROW 3		6	80	Johan SCHWARTZ	2:27.037	5	97	Tony RIVERA
ROW 2		4	91	Karl WITTMER	2:26.587	3	33	Paul TERRY
ROW 1		2	81	Jacob RUUD	2:26.313	1	3	Vesko KOZAROV
<b>Pole</b>								

Circuit of the Americas  
Circuit Length = 3.4308 miles

These results are provisional until the conclusion of any judicial and technical matters.

Chief Steward :		Chief of Timing
-----------------	--	-----------------

Results can be found at [www.tsl-timing.com](http://www.tsl-timing.com)

Printed - 09:17 Saturday, March 24, 2018



# Grand Prix of Texas

TC

## ROUND 1 - Saturday March 24th 2018 - CLASSIFICATION - FINAL



POS	NO	NAME	ENTRY	LAPS	TIME	GAP	DIFF	MPH	BEST	ON
1	3	Vesko KOZAROV	Nissan 370z TC Spec - Rearden Racing	15	40:03.804			76.79	2:26.823	2
2	33	Paul TERRY	Nissan 370z TC Spec - Rearden Racing	15	40:05.438	1.634	1.634	76.74	2:27.367	11
3	91	Karl WITTMER	BMW M235iR Cup - Classic BMW	15	40:07.321	3.517	1.883	76.68	2:27.717	2
4	80	Johan SCHWARTZ	BMW M235iR Cup - Rooster Hall Racing	15	40:07.619	3.815	0.298	76.67	2:27.441	2
5	97	Tony RIVERA	Nissan 370z TC Spec - Brass Monkey Racing	15	40:08.230	4.426	0.611	76.65	2:27.255	3
6	26	Matt TRAVIS	BMW M235iR Cup - Classic BMW	15	40:08.668	4.864	0.438	76.64	2:28.027	2
7	23	Steve STREIMER	Nissan 370z TC Spec - TechSport Racing	15	40:09.053	5.249	0.385	76.62	2:28.517	2
8	20	Robert NIMKOFF	BMW M235iR Cup - AutoTechnic Racing	15	40:11.826	8.022	2.773	76.53	2:28.382	2
9	78	Jeff RICCA	Genesis Coupe - GenRacer	15	40:11.933	8.129	0.107	76.53	2:28.252	4
10	27	Jayson CLUNIE	BMW M235iR Cup - Classic BMW	15	40:11.943	8.139	0.010	76.53	2:28.573	7
11	81	Jacob RUUD	BMW M235iR Cup - Winding Road Team TFB	15	40:12.742	8.938	0.799	76.51	2:28.423	5
12	19	Sean QUINLAN	BMW M235iR Cup - Stephen Cameron Racing	15	40:13.997	10.193	1.255	76.47	2:29.881	9
13	5	Max FEDLER	BMW M235iR Cup - Matt Young Motorsports	15	40:15.066	11.262	1.069	76.43	2:30.806	3
14	93	Joshua FORAN	Honda Civic Type R - Team HMA	15	40:25.608	21.804	10.542	76.10	2:32.127	2
15	87	Henry SCHMITT	BMW M235iR Cup - Stephen Cameron Racing	10	25:18.908	5 Laps	5 Laps	80.87	2:30.551	3
16	66	Daren JORGENSEN	BMW M235iR Cup - RHC Lawrence-Strom	10	25:20.055	5 Laps	1.147	80.81	2:30.278	7
17	02	Mark BRUMMOND	BMW M235iR Cup - AutoTechnic Racing	10	25:21.013	5 Laps	0.958	80.76	2:29.780	3
<b>FASTEST LAP</b>										
	3	Vesko KOZAROV	Nissan 370z TC Spec - Rearden Racing	2	2:26.823		84.12 mph		135.37 kph	

Weather / Track : Cloudy / Dry

These results are provisional until the conclusion of any judicial and technical matters.

Circuit of the Americas  
 Circuit Length = 3.4308 miles  
 Start: 12:10 Flag 12:50 End: 12:51

Chief Steward :		Chief of Timing
-----------------	--	-----------------

Results can be found at [www.tsl-timing.com](http://www.tsl-timing.com)

Printed - 12:57 Saturday, March 24, 2018



# Grand Prix of Texas

TC

## ROUND 1 - Saturday March 24th 2018 - LAP CHART

LAP 1 @ 12:13:04.816			LAP 2 @ 12:15:31.639			LAP 3 @ 12:17:58.860			LAP 4 @ 12:20:26.988			LAP 5 @ 12:22:55.517		
NO	BEHIND	LAP TIME	NO	BEHIND	LAP TIME	NO	BEHIND	LAP TIME	NO	BEHIND	LAP TIME	NO	BEHIND	LAP TIME
3		2:27.672	3		2:26.823	3		2:27.221	3		2:28.128	3		2:28.529
91	2.426	2:30.098	91	3.320	2:27.717	33	4.545	2:27.595	33	4.028	2:27.611	33	3.610	2:28.111
33	3.057	2:30.729	33	4.171	2:27.937	91	4.949	2:28.850	91	4.704	2:27.883	91	4.119	2:27.944
80	4.047	2:31.719	80	4.665	2:27.441	80	5.490	2:28.046	80	5.222	2:27.860	80	4.643	2:27.950
23	5.438	2:33.110	23	7.132	2:28.517	23	8.942	2:29.031	23	9.935	2:29.121	23	11.224	2:29.818
26	6.111	2:33.783	26	7.315	2:28.027	26	9.320	2:29.226	26	10.072	2:28.880	97	11.823	2:29.325
20	6.449	2:34.121	20	8.008	2:28.382	20	9.922	2:29.135	97	11.027	2:28.518	26	12.320	2:30.777
87	7.838	2:35.510	97	10.603	2:28.889	97	10.637	2:27.255	20	11.879	2:30.085	20	12.756	2:29.406
27	8.376	2:36.048	78	11.788	2:29.286	78	13.064	2:28.497	78	13.188	2:28.252	78	13.422	2:28.763
97	8.537	2:36.209	87	12.862	2:31.847	87	16.192	2:30.551	27	18.317	2:29.699	27	19.236	2:29.448
78	9.325	2:36.997	27	13.283	2:31.730	27	16.746	2:30.684	87	20.028	2:31.964	02	22.452	2:30.500
02	10.790	2:38.462	02	14.474	2:30.507	02	17.033	2:29.780	02	20.481	2:31.576	87	22.869	2:31.370
5	11.296	2:38.968	5	15.751	2:31.278	5	19.336	2:30.806	5	22.586	2:31.378	5	25.787	2:31.730
66	11.894	2:39.566	66	16.435	2:31.364	66	20.003	2:30.789	66	23.250	2:31.375	66	26.023	2:31.302
19	12.148	2:39.820	19	17.062	2:31.737	19	20.361	2:30.520	19	23.670	2:31.437	19	26.468	2:31.327
93	13.065	2:40.737	93	18.369	2:32.127	93	23.303	2:32.155	93	28.474	2:33.299	93	32.744	2:32.799
81	20.630	2:48.302 P	81	44.553	2:50.746	81	46.106	2:28.774	81	46.579	2:28.601	81	46.473	2:28.423

Weather / Track : Cloudy / Dry

# Grand Prix of Texas

TC

## ROUND 1 - Saturday March 24th 2018 - LAP CHART

LAP 6 @ 12:25:22.900			LAP 7 @ 12:27:50.768			LAP 8 @ 12:30:18.813			LAP 9 @ 12:32:46.788			LAP 10 @ 12:35:15.191		
NO	BEHIND	LAP TIME	NO	BEHIND	LAP TIME	NO	BEHIND	LAP TIME	NO	BEHIND	LAP TIME	NO	BEHIND	LAP TIME
3		2:27.383	3		2:27.868	3		2:28.045	3		2:27.975	3		2:28.403
33	4.318	2:28.091	33	3.916	2:27.466	33	3.646	2:27.775	33	3.687	2:28.016	33	3.717	2:28.433
91	4.892	2:28.156	91	5.678	2:28.654	91	6.262	2:28.629	91	6.806	2:28.519	91	7.190	2:28.787
80	5.260	2:28.000	80	6.162	2:28.770	80	6.544	2:28.427	80	7.344	2:28.775	80	7.674	2:28.733
97	12.801	2:28.361	97	13.314	2:28.381	97	13.694	2:28.425	97	14.080	2:28.361	97	13.986	2:28.309
23	13.370	2:29.529	23	14.060	2:28.558	23	15.258	2:29.243	23	16.628	2:29.345	23	17.478	2:29.253
26	13.650	2:28.713	26	14.370	2:28.588	26	15.850	2:29.525	26	16.928	2:29.053	26	17.804	2:29.279
20	14.295	2:28.922	20	15.365	2:28.938	20	16.350	2:29.030	20	17.254	2:28.879	20	18.934	2:30.083
78	15.339	2:29.300	78	16.276	2:28.805	78	17.047	2:28.816	78	17.746	2:28.674	78	19.272	2:29.929
27	20.909	2:29.056	27	21.614	2:28.573	27	23.033	2:29.464	27	24.415	2:29.357	27	25.482	2:29.470
02	25.810	2:30.741	87	30.034	2:31.709	87	33.660	2:31.671	87	37.255	2:31.570	87	40.861	2:32.009
87	26.193	2:30.707	02	30.522	2:32.580	02	34.109	2:31.632	66	39.114	2:31.626	66	42.008	2:31.297
66	29.603	2:30.963	66	32.013	2:30.278	66	35.463	2:31.495	02	39.442	2:33.308	02	42.966	2:31.927
5	32.699	2:34.295	19	36.908	2:31.680	19	39.153	2:30.290	19	41.059	2:29.881	19	43.493	2:30.837
19	33.096	2:34.011	5	38.145	2:33.314	5	41.399	2:31.299	5	44.773	2:31.349	5	47.621	2:31.251
93	38.972	2:33.611	93	44.323	2:33.219	93	49.664	2:33.386	81	53.407	2:30.673	81	54.672	2:29.668
81	48.158	2:29.068	81	49.488	2:29.198	81	50.709	2:29.266	93	55.981	2:34.292	93	1:01.666	2:34.088

Weather / Track : Cloudy / Dry



# Grand Prix of Texas

TC

## ROUND 1 - Saturday March 24th 2018 - LAP CHART

LAP 11 @ 12:37:43.316			LAP 12 @ 12:40:33.070			LAP 13 @ 12:44:50.695			LAP 14 @ 12:48:13.408			LAP 15 @ 12:50:40.948		
NO	BEHIND	LAP TIME	NO	BEHIND	LAP TIME	NO	BEHIND	LAP TIME	NO	BEHIND	LAP TIME	NO	BEHIND	LAP TIME
<b>3</b>		2:28.125	<b>3</b>		2:49.754	<b>3</b>		4:17.625	<b>3</b>		3:22.713	<b>3</b>		2:27.540
<b>33</b>	2.959	2:27.367	<b>33</b>	0.758	2:47.553	<b>33</b>	1.053	4:17.920	<b>33</b>	0.525	3:22.185	<b>33</b>	1.634	2:28.649
<b>91</b>	8.506	2:29.441	<b>91</b>	1.426	2:42.674	<b>91</b>	1.814	4:18.013	<b>91</b>	1.122	3:22.021	<b>91</b>	3.517	2:29.935
<b>80</b>	8.792	2:29.243	<b>80</b>	2.179	2:43.141	<b>80</b>	2.523	4:17.969	<b>80</b>	1.529	3:21.719	<b>80</b>	3.815	2:29.826
<b>97</b>	14.846	2:28.985	<b>97</b>	3.325	2:38.233	<b>97</b>	4.215	4:18.515	<b>97</b>	2.488	3:20.986	<b>97</b>	4.426	2:29.478
<b>26</b>	18.701	2:29.022	<b>26</b>	4.015	2:35.068	<b>26</b>	5.034	4:18.644	<b>26</b>	2.727	3:20.406	<b>26</b>	4.864	2:29.677
<b>23</b>	20.252	2:30.899	<b>23</b>	5.515	2:35.017	<b>23</b>	5.871	4:17.981	<b>23</b>	3.265	3:20.107	<b>23</b>	5.249	2:29.524
<b>20</b>	20.880	2:30.071	<b>20</b>	8.372	2:37.246	<b>20</b>	6.886	4:16.139	<b>20</b>	3.858	3:19.685	<b>20</b>	8.022	2:31.704
<b>78</b>	21.303	2:30.156	<b>78</b>	9.072	2:37.523	<b>78</b>	7.674	4:16.227	<b>78</b>	4.188	3:19.227	<b>78</b>	8.129	2:31.481
<b>27</b>	26.743	2:29.386	<b>27</b>	10.472	2:33.483	<b>27</b>	8.314	4:15.467	<b>27</b>	4.705	3:19.104	<b>27</b>	8.139	2:30.974
<b>19</b>	47.133	2:31.765	<b>19</b>	34.382	2:37.003	<b>19</b>	9.308	3:52.551	<b>19</b>	5.365	3:18.770	<b>81</b>	8.938	2:30.078
<b>5</b>	52.104	2:32.608	<b>5</b>	39.556	2:37.206	<b>5</b>	10.054	3:48.123	<b>5</b>	5.914	3:18.573	<b>19</b>	10.193	2:32.368
<b>81</b>	56.845	2:30.298	<b>81</b>	40.337	2:33.246	<b>81</b>	10.723	3:48.011	<b>81</b>	6.400	3:18.390	<b>5</b>	11.262	2:32.888
<b>93</b>	1:07.011	2:33.470	<b>93</b>	53.043	2:35.786	<b>93</b>	11.181	3:35.763	<b>93</b>	7.194	3:18.726	<b>93</b>	21.804	2:42.150 <b>P</b>
						<b>SC</b>	12 Laps	3:24.654 <b>P</b>						

Weather / Track : Cloudy / Dry

# Grand Prix of Texas

TC

## ROUND 1 - Saturday March 24th 2018 - POSITION CHART

No	Name	Lap Pos	Lap														
			1	2	3	4	5	6	7	8	9	10	11	12	13	14	15
3	KOZAROV	1	3	3	3	3	3	3	3	3	3	3	3	3	3	3	3
81	RUUD	2	91	91	33	33	33	33	33	33	33	33	33	33	33	33	33
33	TERRY	3	33	33	91	91	91	91	91	91	91	91	91	91	91	91	91
91	WITTMER	4	80	80	80	80	80	80	80	80	80	80	80	80	80	80	80
97	RIVERA	5	23	23	23	23	23	97	97	97	97	97	97	97	97	97	97
80	SCHWARTZ	6	26	26	26	26	97	23	23	23	23	23	26	26	26	26	26
23	STREIMER	7	20	20	20	97	26	26	26	26	26	26	23	23	23	23	23
78	RICCA	8	87	97	97	20	20	20	20	20	20	20	20	20	20	20	20
20	NIMKOFF	9	27	78	78	78	78	78	78	78	78	78	78	78	78	78	78
27	CLUNIE	10	97	87	87	27	27	27	27	27	27	27	27	27	27	27	27
02	BRUMMOND	11	78	27	27	87	02	02	87	87	87	87	19	19	19	19	81
87	SCHMITT	12	02	02	02	02	87	87	02	02	66	66	5	5	5	5	19
19	QUINLAN	13	5	5	5	5	5	66	66	66	02	02	81	81	81	81	5
66	JORGENSEN	14	66	66	66	66	66	5	19	19	19	19	93	93	93	93	93
5	FEDLER	15	19	19	19	19	19	19	5	5	5	5					
26	TRAVIS	16	93	93	93	93	93	93	93	93	81	81					
93	FORAN	17	81	81	81	81	81	81	81	81	93	93					

Weather / Track : Cloudy / Dry

Results can be found at [www.tsl-timing.com](http://www.tsl-timing.com)

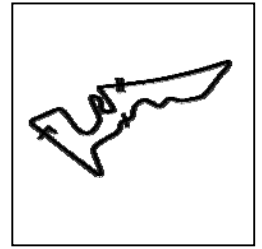
Circuit of the Americas  
 Circuit Length = 3.4308 miles  
 Start: 12:10 Flag 12:50 End: 12:51

Printed - 13:14 Saturday, March 24, 2018

# Grand Prix of Texas

TC

## ROUND 1 - Saturday March 24th 2018 - SECTOR ANALYSIS



SECTOR 1 = FL to I1, SECTOR 2 = I1 to I2, SECTOR 3 = I2 to FL, DIFF = Difference To Personal Best Lap, P = Crossed Finish Line in Pit Lane, D = Time Disallowed

P1 3		Vesko KOZAROV			Nissan 370z TC Spec - Rearden Racing			
IDEAL LAP TIME : 2:26.823		BEST LAP TIME : 2:26.823		DIFFERENCE : 0.000				
LAP	SECTOR 1	SECTOR 2	SECTOR 3	LAP TIME	MPH	DIFF	TIME OF DAY	
1 -		56.422	130.5	59.012	2:27.672	83.63	0.849	12:13:04.816
2 -	<b>31.910</b>	<b>56.200</b>	131.3	<b>58.713</b>	<b>2:26.823 (1)</b>	<b>84.12</b>		<b>12:15:31.639</b>
3 -	31.956	56.231	130.8	59.034	2:27.221 (2)	83.89	0.398	12:17:58.860
4 -	32.290	56.612	130.5	59.226	2:28.128	83.37	1.305	12:20:26.988
5 -	32.348	56.731	130.8	59.450	2:28.529	83.15	1.706	12:22:55.517
6 -	32.037	56.485	130.8	58.861	2:27.383 (3)	83.80	0.560	12:25:22.900
7 -	32.176	56.420	130.8	59.272	2:27.868	83.52	1.045	12:27:50.768
8 -	32.062	56.583	130.3	59.400	2:28.045	83.42	1.222	12:30:18.813
9 -	32.045	56.604	130.5	59.326	2:27.975	83.46	1.152	12:32:46.788
10 -	32.214	56.574	130.8	59.615	2:28.403	83.22	1.580	12:35:15.191
11 -	32.379	56.631	130.0	59.115	2:28.125	83.38	1.302	12:37:43.316
12 -	32.015	57.533	130.5	1:20.206	2:49.754	72.75	22.931	12:40:33.070
13 -	54.566	1:47.520	43.6	1:35.539	4:17.625	47.94	1:50.802	12:44:50.695
14 -	52.419	1:18.785	66.7	1:11.509	3:22.713	60.92	55.890	12:48:13.408
15 -	32.099	56.509	131.5	58.932	2:27.540	83.71	0.717	12:50:40.948

P2 33		Paul TERRY			Nissan 370z TC Spec - Rearden Racing			
IDEAL LAP TIME : 2:26.347		BEST LAP TIME : 2:27.367		DIFFERENCE : 1.020				
LAP	SECTOR 1	SECTOR 2	SECTOR 3	LAP TIME	MPH	DIFF	TIME OF DAY	
1 -		57.871	132.8	59.001	2:30.729	81.94	3.362	12:13:07.873
2 -	<b>31.812</b>	56.537	123.8	59.588	2:27.937	83.48	0.570	12:15:35.810
3 -	31.942	<b>56.177</b>	130.3	59.476	2:27.595 (3)	83.68	0.228	12:18:03.405
4 -	32.102	56.651	131.8	58.858	2:27.611	83.67	0.244	12:20:31.016
5 -	32.111	56.944	131.5	59.056	2:28.111	83.38	0.744	12:22:59.127
6 -	32.051	57.096	132.6	58.944	2:28.091	83.40	0.724	12:25:27.218
7 -	32.336	56.772	131.8	<b>58.358</b>	2:27.466 (2)	83.75	0.099	12:27:54.684
8 -	32.084	56.862	131.8	58.829	2:27.775	83.57	0.408	12:30:22.459
9 -	32.243	56.656	131.5	59.117	2:28.016	83.44	0.649	12:32:50.475
10 -	31.964	56.945	132.1	59.524	2:28.433	83.20	1.066	12:35:18.908
11 -	31.972	56.690	132.6	58.705	<b>2:27.367 (1)</b>	<b>83.81</b>		<b>12:37:46.275</b>
12 -	31.999	57.639	132.1	1:17.915	2:47.553	73.71	20.186	12:40:33.828
13 -	55.325	1:47.378	39.5	1:35.217	4:17.920	47.88	1:50.553	12:44:51.748
14 -	52.111	1:18.579	68.7	1:11.495	3:22.185	61.08	54.818	12:48:13.933
15 -	32.497	57.145	132.8	59.007	2:28.649	83.08	1.282	12:50:42.582

P3 91		Karl WITTMER			BMW M235iR Cup - Classic BMW			
IDEAL LAP TIME : 2:27.361		BEST LAP TIME : 2:27.717		DIFFERENCE : 0.356				
LAP	SECTOR 1	SECTOR 2	SECTOR 3	LAP TIME	MPH	DIFF	TIME OF DAY	
1 -		58.085	130.3	<b>58.820</b>	2:30.098	82.28	2.381	12:13:07.242
2 -	32.190	<b>56.496</b>	129.8	59.031	<b>2:27.717 (1)</b>	<b>83.61</b>		<b>12:15:34.959</b>
3 -	32.236	56.790	130.8	59.824	2:28.850	82.97	1.133	12:18:03.809
4 -	32.118	56.943	132.1	58.822	2:27.883 (2)	83.51	0.166	12:20:31.692
5 -	<b>32.045</b>	57.003	<b>132.3</b>	58.896	2:27.944 (3)	83.48	0.227	12:22:59.636
6 -	32.160	56.712	<b>132.3</b>	59.284	2:28.156	83.36	0.439	12:25:27.792
7 -	32.159	57.373	131.5	59.122	2:28.654	83.08	0.937	12:27:56.446
8 -	32.251	57.291	130.8	59.087	2:28.629	83.09	0.912	12:30:25.075
9 -	32.299	57.065	130.8	59.155	2:28.519	83.16	0.802	12:32:53.594
10 -	32.185	57.144	130.8	59.458	2:28.787	83.01	1.070	12:35:22.381
11 -	32.362	57.185	132.1	59.894	2:29.441	82.64	1.724	12:37:51.822
12 -	32.293	58.250	106.1	1:12.131	2:42.674	75.92	14.957	12:40:34.496
13 -	55.221	1:47.675	39.4	1:35.117	4:18.013	47.86	1:50.296	12:44:52.509
14 -	52.222	1:19.267	76.2	1:10.532	3:22.021	61.13	54.304	12:48:14.530
15 -	32.532	57.591	131.8	59.812	2:29.935	82.37	2.218	12:50:44.465

Weather / Track : Cloudy / Dry

Circuit of the Americas

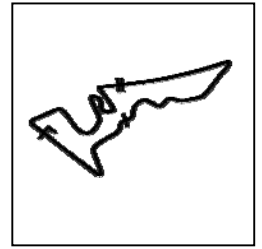
Circuit Length = 3.4308 miles

Start: 12:10 Flag 12:50 End: 12:51

# Grand Prix of Texas

TC

## ROUND 1 - Saturday March 24th 2018 - SECTOR ANALYSIS



SECTOR 1 = FL to I1, SECTOR 2 = I1 to I2, SECTOR 3 = I2 to FL, DIFF = Difference To Personal Best Lap, P = Crossed Finish Line in Pit Lane, D = Time Disallowed

P4 80		Johan SCHWARTZ			BMW M235iR Cup - Rooster Hall Racing			
IDEAL LAP TIME : 2:27.187		BEST LAP TIME : 2:27.441			DIFFERENCE : 0.254			
LAP	SECTOR 1	SECTOR 2		SECTOR 3	LAP TIME	MPH	DIFF	TIME OF DAY
1 -		58.952	132.1	59.278	2:31.719	81.40	4.278	12:13:08.863
2 -	32.264	<b>56.114</b>	132.3	<b>59.063</b>	<b>2:27.441 (1)</b>	<b>83.76</b>		<b>12:15:36.304</b>
3 -	32.108	56.660	131.0	59.278	2:28.046	83.42	0.605	12:18:04.350
4 -	32.138	56.640	130.0	59.082	2:27.860 (2)	83.53	0.419	12:20:32.210
5 -	32.232	56.594	133.9	59.124	2:27.950 (3)	83.48	0.509	12:23:00.160
6 -	<b>32.010</b>	56.616	132.6	59.374	2:28.000	83.45	0.559	12:25:28.160
7 -	32.140	57.502	132.3	59.128	2:28.770	83.02	1.329	12:27:56.930
8 -	32.303	56.886	131.8	59.238	2:28.427	83.21	0.986	12:30:25.357
9 -	32.318	56.928	132.3	59.529	2:28.775	83.01	1.334	12:32:54.132
10 -	32.412	56.738	131.8	59.583	2:28.733	83.04	1.292	12:35:22.865
11 -	32.353	56.825	132.8	1:00.065	2:29.243	82.75	1.802	12:37:52.108
12 -	32.512	58.108	101.9	1:12.521	2:43.141	75.70	15.700	12:40:35.249
13 -	55.196	1:47.840	40.3	1:34.933	4:17.969	47.87	1:50.528	12:44:53.218
14 -	52.225	1:19.084	70.0	1:10.410	3:21.719	61.22	54.278	12:48:14.937
15 -	32.593	57.440	<b>134.4</b>	59.793	2:29.826	82.43	2.385	12:50:44.763

P5 97		Tony RIVERA			Nissan 370z TC Spec - Brass Monkey Racing			
IDEAL LAP TIME : 2:27.252		BEST LAP TIME : 2:27.255			DIFFERENCE : 0.003			
LAP	SECTOR 1	SECTOR 2		SECTOR 3	LAP TIME	MPH	DIFF	TIME OF DAY
1 -		1:03.105	132.8	1:00.370	2:36.209	79.06	8.954	12:13:13.353
2 -	32.621	57.453	131.3	<b>58.815</b>	2:28.889	82.95	1.634	12:15:42.242
3 -	<b>32.063</b>	<b>56.374</b>	133.9	58.818	<b>2:27.255 (1)</b>	<b>83.87</b>		<b>12:18:09.497</b>
4 -	32.200	57.075	131.0	59.243	2:28.518	83.16	1.263	12:20:38.015
5 -	32.779	56.947	133.1	59.599	2:29.325	82.71	2.070	12:23:07.340
6 -	32.469	56.682	<b>136.9</b>	59.210	2:28.361 (3)	83.24	1.106	12:25:35.701
7 -	32.191	56.540	132.6	59.650	2:28.381	83.23	1.126	12:28:04.082
8 -	32.447	56.757	132.6	59.221	2:28.425	83.21	1.170	12:30:32.507
9 -	32.337	56.840	132.6	59.184	2:28.361 (3)	83.24	1.106	12:33:00.868
10 -	32.131	56.752	133.4	59.426	2:28.309 (2)	83.27	1.054	12:35:29.177
11 -	32.105	56.833	133.4	1:00.047	2:28.985	82.90	1.730	12:37:58.162
12 -	32.773	58.110	109.2	1:07.350	2:38.233	78.05	10.978	12:40:36.395
13 -	55.380	1:48.435	39.8	1:34.700	4:18.515	47.77	1:51.260	12:44:54.910
14 -	51.566	1:19.251	74.1	1:10.169	3:20.986	61.45	53.731	12:48:15.896
15 -	32.547	57.456	132.8	59.475	2:29.478	82.62	2.223	12:50:45.374

P6 26		Matt TRAVIS			BMW M235iR Cup - Classic BMW			
IDEAL LAP TIME : 2:27.740		BEST LAP TIME : 2:28.027			DIFFERENCE : 0.287			
LAP	SECTOR 1	SECTOR 2		SECTOR 3	LAP TIME	MPH	DIFF	TIME OF DAY
1 -		59.221	131.8	59.816	2:33.783	80.31	5.756	12:13:10.927
2 -	32.427	<b>56.457</b>	<b>133.4</b>	59.143	<b>2:28.027 (1)</b>	<b>83.43</b>		<b>12:15:38.954</b>
3 -	32.485	56.545	130.3	1:00.196	2:29.226	82.76	1.199	12:18:08.180
4 -	32.346	56.835	132.8	59.699	2:28.880	82.95	0.853	12:20:37.060
5 -	33.374	57.397	128.8	1:00.006	2:30.777	81.91	2.750	12:23:07.837
6 -	32.267	57.238	131.3	59.208	2:28.713 (3)	83.05	0.686	12:25:36.550
7 -	32.233	57.250	132.3	<b>59.105</b>	2:28.588 (2)	83.12	0.561	12:28:05.138
8 -	<b>32.178</b>	57.507	133.1	59.840	2:29.525	82.60	1.498	12:30:34.663
9 -	32.345	56.791	133.1	59.917	2:29.053	82.86	1.026	12:33:03.716
10 -	32.337	57.229	131.3	59.713	2:29.279	82.73	1.252	12:35:32.995
11 -	32.976	56.917	129.8	59.129	2:29.022	82.87	0.995	12:38:02.017
12 -	32.278	57.029	130.0	1:05.761	2:35.068	79.64	7.041	12:40:37.085
13 -	55.307	1:48.771	39.4	1:34.566	4:18.644	47.75	1:50.617	12:44:55.729
14 -	51.311	1:19.232	69.9	1:09.863	3:20.406	61.62	52.379	12:48:16.135

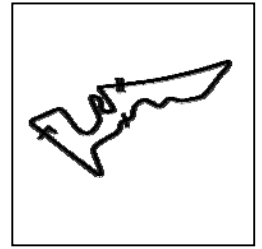
Weather / Track : Cloudy / Dry

Circuit of the Americas  
 Circuit Length = 3.4308 miles  
 Start: 12:10 Flag 12:50 End: 12:51

# Grand Prix of Texas

TC

## ROUND 1 - Saturday March 24th 2018 - SECTOR ANALYSIS



SECTOR 1 = FL to I1, SECTOR 2 = I1 to I2, SECTOR 3 = I2 to FL, DIFF = Difference To Personal Best Lap, P = Crossed Finish Line in Pit Lane, D = Time Disallowed  
 15 - 32.773 57.552 131.5 59.352 2:29.677 82.51 1.650 12:50:45.812

P7 23		Steve STREIMER			Nissan 370z TC Spec - TechSport Racing			
IDEAL LAP TIME : 2:27.697		BEST LAP TIME : 2:28.517			DIFFERENCE : 0.820			
LAP	SECTOR 1	SECTOR 2		SECTOR 3	LAP TIME	MPH	DIFF	TIME OF DAY
1 -		59.201	131.3	59.431	2:33.110	80.66	4.593	12:13:10.254
2 -	32.172	56.968	134.7	59.377	<b>2:28.517 (1)</b>	<b>83.16</b>		<b>12:15:38.771</b>
3 -	32.987	<b>56.316</b>	132.1	59.728	2:29.031 (3)	82.87	0.514	12:18:07.802
4 -	32.354	56.776	133.6	59.991	2:29.121	82.82	0.604	12:20:36.923
5 -	33.259	56.857	132.8	59.702	2:29.818	82.43	1.301	12:23:06.741
6 -	32.764	56.851	131.3	59.914	2:29.529	82.59	1.012	12:25:36.270
7 -	32.139	56.905	134.2	59.514	2:28.558 (2)	83.13	0.041	12:28:04.828
8 -	<b>32.100</b>	57.578	133.9	59.565	2:29.243	82.75	0.726	12:30:34.071
9 -	32.504	56.755	133.9	1:00.086	2:29.345	82.70	0.828	12:33:03.416
10 -	32.189	57.417	131.8	59.647	2:29.253	82.75	0.736	12:35:32.669
11 -	33.853	56.948	<b>135.0</b>	1:00.098	2:30.899	81.84	2.382	12:38:03.568
12 -	32.359	57.924	114.9	1:04.734	2:35.017	79.67	6.500	12:40:38.585
13 -	54.887	1:49.145	37.1	1:33.949	4:17.981	47.87	1:49.464	12:44:56.566
14 -	51.227	1:19.699	70.1	1:09.181	3:20.107	61.72	51.590	12:48:16.673
15 -	32.702	57.541	133.9	<b>59.281</b>	2:29.524	82.60	1.007	12:50:46.197

P8 20		Robert NIMKOFF			BMW M235iR Cup - AutoTechnic Racing			
IDEAL LAP TIME : 2:27.760		BEST LAP TIME : 2:28.382			DIFFERENCE : 0.622			
LAP	SECTOR 1	SECTOR 2		SECTOR 3	LAP TIME	MPH	DIFF	TIME OF DAY
1 -		59.218	131.3	59.909	2:34.121	80.13	5.739	12:13:11.265
2 -	32.747	<b>56.501</b>	<b>133.6</b>	<b>59.134</b>	<b>2:28.382 (1)</b>	<b>83.23</b>		<b>12:15:39.647</b>
3 -	32.567	57.134	132.3	59.434	2:29.135	82.81	0.753	12:18:08.782
4 -	32.426	57.569	131.0	1:00.090	2:30.085	82.29	1.703	12:20:38.867
5 -	32.386	57.449	131.0	59.571	2:29.406	82.66	1.024	12:23:08.273
6 -	32.268	57.409	132.3	59.245	2:28.922 (3)	82.93	0.540	12:25:37.195
7 -	32.215	57.537	132.3	59.186	2:28.938	82.92	0.556	12:28:06.133
8 -	32.327	57.197	132.3	59.506	2:29.030	82.87	0.648	12:30:35.163
9 -	32.295	57.004	132.8	59.580	2:28.879 (2)	82.95	0.497	12:33:04.042
10 -	32.704	57.130	132.8	1:00.249	2:30.083	82.29	1.701	12:35:34.125
11 -	32.593	57.674	133.1	59.804	2:30.071	82.30	1.689	12:38:04.196
12 -	<b>32.125</b>	58.480	103.7	1:06.641	2:37.246	78.54	8.864	12:40:41.442
13 -	52.935	1:49.375	35.8	1:33.829	4:16.139	48.21	1:47.757	12:44:57.581
14 -	51.877	1:20.632	78.5	1:07.176	3:19.685	61.85	51.303	12:48:17.266
15 -	33.411	58.050	133.4	1:00.243	2:31.704	81.41	3.322	12:50:48.970

P9 78		Jeff RICCA			Genesis Coupe - GenRacer			
IDEAL LAP TIME : 2:27.894		BEST LAP TIME : 2:28.252			DIFFERENCE : 0.358			
LAP	SECTOR 1	SECTOR 2		SECTOR 3	LAP TIME	MPH	DIFF	TIME OF DAY
1 -		1:00.783	121.1	1:02.078	2:36.997	78.66	8.745	12:13:14.141
2 -	32.621	57.035	<b>136.9</b>	59.630	2:29.286	82.73	1.034	12:15:43.427
3 -	32.752	<b>56.647</b>	134.4	<b>59.098</b>	2:28.497 (2)	83.17	0.245	12:18:11.924
4 -	32.248	56.688	135.2	59.316	<b>2:28.252 (1)</b>	<b>83.31</b>		<b>12:20:40.176</b>
5 -	<b>32.149</b>	57.355	136.6	59.259	2:28.763	83.02	0.511	12:23:08.939
6 -	32.470	57.519	135.5	59.311	2:29.300	82.72	1.048	12:25:38.239
7 -	32.235	57.431	136.1	59.139	2:28.805	83.00	0.553	12:28:07.044
8 -	32.305	56.908	135.2	59.603	2:28.816	82.99	0.564	12:30:35.860
9 -	32.394	56.965	135.2	59.315	2:28.674 (3)	83.07	0.422	12:33:04.534
10 -	32.682	56.961	131.8	1:00.286	2:29.929	82.37	1.677	12:35:34.463
11 -	32.724	57.339	131.5	1:00.093	2:30.156	82.25	1.904	12:38:04.619
12 -	32.361	58.283	95.4	1:06.879	2:37.523	78.40	9.271	12:40:42.142
13 -	52.914	1:49.630	32.5	1:33.683	4:16.227	48.20	1:47.975	12:44:58.369

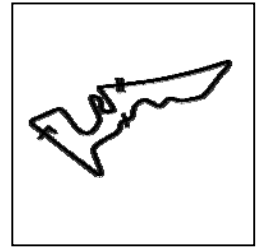
Weather / Track : Cloudy / Dry

Circuit of the Americas  
 Circuit Length = 3.4308 miles  
 Start: 12:10 Flag 12:50 End: 12:51

# Grand Prix of Texas

TC

## ROUND 1 - Saturday March 24th 2018 - SECTOR ANALYSIS



SECTOR 1 = FL to I1, SECTOR 2 = I1 to I2, SECTOR 3 = I2 to FL, DIFF = Difference To Personal Best Lap, P = Crossed Finish Line in Pit Lane, D = Time Disallowed

14 -	51.659	1:20.842	67.3	1:06.726	3:19.227	61.99	50.975	12:48:17.596
15 -	32.801	57.472	136.1	1:01.208	2:31.481	81.53	3.229	12:50:49.077

P10 27		Jayson CLUNIE			BMW M235iR Cup - Classic BMW			
IDEAL LAP TIME : 2:28.573		BEST LAP TIME : 2:28.573			DIFFERENCE : 0.000			
LAP	SECTOR 1	SECTOR 2	SECTOR 3	LAP TIME	MPH	DIFF	TIME OF DAY	
1 -		59.400	130.3	1:01.006	2:36.048	79.14	7.475	12:13:13.192
2 -	33.248	57.319	129.8	1:01.163	2:31.730	81.40	3.157	12:15:44.922
3 -	32.548	57.727	133.1	1:00.409	2:30.684	81.96	2.111	12:18:15.606
4 -	32.623	57.694	129.8	59.382	2:29.699	82.50	1.126	12:20:45.305
5 -	32.825	57.105	130.3	59.518	2:29.448	82.64	0.875	12:23:14.753
6 -	32.764	57.049	129.5	59.243	2:29.056 (2)	82.86	0.483	12:25:43.809
7 -	<b>32.500</b>	<b>56.981</b>	129.5	<b>59.092</b>	<b>2:28.573 (1)</b>	<b>83.13</b>		<b>12:28:12.382</b>
8 -	32.728	57.290	129.3	59.446	2:29.464	82.63	0.891	12:30:41.846
9 -	32.630	57.259	129.0	59.468	2:29.357 (3)	82.69	0.784	12:33:11.203
10 -	32.813	57.426	129.5	59.231	2:29.470	82.63	0.897	12:35:40.673
11 -	32.654	57.304	130.3	59.428	2:29.386	82.67	0.813	12:38:10.059
12 -	32.647	58.050	128.8	1:02.786	2:33.483	80.47	4.910	12:40:43.542
13 -	52.133	1:49.981	31.4	1:33.353	4:15.467	48.34	1:46.894	12:44:59.009
14 -	51.444	1:20.967	68.4	1:06.693	3:19.104	62.03	50.531	12:48:18.113
15 -	33.055	57.861	133.4	1:00.058	2:30.974	81.80	2.401	12:50:49.087

P11 81		Jacob RUUD			BMW M235iR Cup - Winding Road Team TFB			
IDEAL LAP TIME : 2:28.305		BEST LAP TIME : 2:28.423			DIFFERENCE : 0.118			
LAP	SECTOR 1	SECTOR 2	SECTOR 3	LAP TIME	MPH	DIFF	TIME OF DAY	
1 -		1:13.081	129.5	IN PIT	2:48.302 P	73.38	19.879	12:13:25.446
2 -	OUTLAP	57.465	129.0	59.375	2:50.746	72.33	22.323	12:16:16.192
3 -	32.413	57.259	129.3	59.102	2:28.774 (3)	83.01	0.351	12:18:44.966
4 -	32.318	57.269	129.3	59.014	2:28.601 (2)	83.11	0.178	12:21:13.567
5 -	32.263	57.095	129.3	59.065	2:28.423 (1)	83.21		12:23:41.990
6 -	32.196	57.440	129.5	59.432	2:29.068	82.85	0.645	12:26:11.058
7 -	32.315	57.411	129.3	59.472	2:29.198	82.78	0.775	12:28:40.256
8 -	32.518	57.315	130.0	59.433	2:29.266	82.74	0.843	12:31:09.522
9 -	32.526	58.687	129.0	59.460	2:30.673	81.97	2.250	12:33:40.195
10 -	32.379	57.840	129.5	59.449	2:29.668	82.52	1.245	12:36:09.863
11 -	32.567	57.899	129.8	59.832	2:30.298	82.17	1.875	12:38:40.161
12 -	32.395	58.897	124.5	1:01.954	2:33.246	80.59	4.823	12:41:13.407
13 -	32.938	1:42.596	34.2	1:32.477	3:48.011	54.16	1:19.588	12:45:01.418
14 -	51.213	1:21.491	73.2	1:05.686	3:18.390	62.25	49.967	12:48:19.808
15 -	32.678	57.760	134.2	59.640	2:30.078	82.29	1.655	12:50:49.886

P12 19		Sean QUINLAN			BMW M235iR Cup - Stephen Cameron Racing			
IDEAL LAP TIME : 2:29.542		BEST LAP TIME : 2:29.881			DIFFERENCE : 0.339			
LAP	SECTOR 1	SECTOR 2	SECTOR 3	LAP TIME	MPH	DIFF	TIME OF DAY	
1 -		1:01.560	128.8	1:00.566	2:39.820	77.27	9.939	12:13:16.964
2 -	33.247	58.850	131.0	59.640	2:31.737	81.39	1.856	12:15:48.701
3 -	32.628	57.967	133.1	59.925	2:30.520 (3)	82.05	0.639	12:18:19.221
4 -	32.566	58.429	131.5	1:00.442	2:31.437	81.55	1.556	12:20:50.658
5 -	32.749	58.912	131.0	59.666	2:31.327	81.61	1.446	12:23:21.985
6 -	33.275	58.551	128.5	1:02.185	2:34.011	80.19	4.130	12:25:55.996
7 -	32.731	58.337	131.5	1:00.612	2:31.680	81.42	1.799	12:28:27.676
8 -	32.553	57.598	129.3	1:00.139	2:30.290 (2)	82.18	0.409	12:30:57.966
9 -	32.575	57.522	129.8	59.784	2:29.881 (1)	82.40		12:33:27.847
10 -	32.558	57.349	132.1	1:00.930	2:30.837	81.88	0.956	12:35:58.684
11 -	32.731	58.560	128.8	1:00.474	2:31.765	81.38	1.884	12:38:30.449
12 -	32.882	1:00.380	127.8	1:03.741	2:37.003	78.66	7.122	12:41:07.452

Weather / Track : Cloudy / Dry

Circuit of the Americas

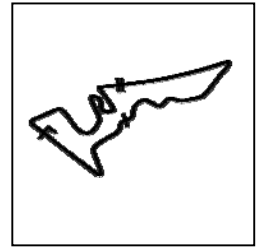
Circuit Length = 3.4308 miles

Start: 12:10 Flag 12:50 End: 12:51

# Grand Prix of Texas

TC

## ROUND 1 - Saturday March 24th 2018 - SECTOR ANALYSIS



SECTOR 1 = FL to I1, SECTOR 2 = I1 to I2, SECTOR 3 = I2 to FL, DIFF = Difference To Personal Best Lap, P = Crossed Finish Line in Pit Lane, D = Time Disallowed

13 -	35.670	1:43.619	31.6	1:33.262	3:52.551	53.11	1:22.670	12:45:00.003
14 -	51.444	1:20.507	65.7	1:06.819	3:18.770	62.13	48.889	12:48:18.773
15 -	33.276	58.061	132.3	1:01.031	2:32.368	81.05	2.487	12:50:51.141

P13 5		Max FEDLER			BMW M235iR Cup - Matt Young Motorsports			
IDEAL LAP TIME : 2:30.546		BEST LAP TIME : 2:30.806			DIFFERENCE : 0.260			
LAP	SECTOR 1	SECTOR 2	SECTOR 3	LAP TIME	MPH	DIFF	TIME OF DAY	
1 -		59.555	123.5	1:02.974	2:38.968	77.69	8.162	12:13:16.112
2 -	33.255	<b>57.986</b>	131.5	1:00.037	2:31.278 (3)	81.64	0.472	12:15:47.390
3 -	32.793	57.992	130.5	<b>1:00.021</b>	<b>2:30.806 (1)</b>	<b>81.89</b>		<b>12:18:18.196</b>
4 -	<b>32.539</b>	58.503	130.0	1:00.336	2:31.378	81.58	0.572	12:20:49.574
5 -	32.792	58.559	129.8	1:00.379	2:31.730	81.40	0.924	12:23:21.304
6 -	33.574	58.985	128.5	1:01.736	2:34.295	80.04	3.489	12:25:55.599
7 -	32.851	58.454	130.0	1:02.009	2:33.314	80.55	2.508	12:28:28.913
8 -	32.644	58.397	129.8	1:00.258	2:31.299	81.63	0.493	12:31:00.212
9 -	32.562	58.221	130.0	1:00.566	2:31.349	81.60	0.543	12:33:31.561
10 -	32.704	58.102	129.8	1:00.445	2:31.251 (2)	81.65	0.445	12:36:02.812
11 -	32.689	58.921	129.0	1:00.998	2:32.608	80.93	1.802	12:38:35.420
12 -	32.758	1:02.572	124.0	1:01.876	2:37.206	78.56	6.400	12:41:12.626
13 -	32.968	1:42.319	32.8	1:32.836	3:48.123	54.14	1:17.317	12:45:00.749
14 -	51.303	1:20.878	73.4	1:06.392	3:18.573	62.19	47.767	12:48:19.322
15 -	33.554	58.516	<b>132.8</b>	1:00.818	2:32.888	80.78	2.082	12:50:52.210

P14 93		Joshua FORAN			Honda Civic Type R - Team HMA			
IDEAL LAP TIME : 2:31.689		BEST LAP TIME : 2:32.127			DIFFERENCE : 0.438			
LAP	SECTOR 1	SECTOR 2	SECTOR 3	LAP TIME	MPH	DIFF	TIME OF DAY	
1 -		1:02.323	128.3	1:01.181	2:40.737	76.83	8.610	12:13:17.881
2 -	33.434	58.278	120.4	<b>1:00.415</b>	<b>2:32.127 (1)</b>	<b>81.18</b>		<b>12:15:50.008</b>
3 -	33.210	<b>58.075</b>	126.6	1:00.870	2:32.155 (2)	81.17	0.028	12:18:22.163
4 -	33.548	58.380	127.0	1:01.371	2:33.299	80.56	1.172	12:20:55.462
5 -	33.276	58.251	129.0	1:01.272	2:32.799 (3)	80.83	0.672	12:23:28.261
6 -	33.338	58.322	129.8	1:01.951	2:33.611	80.40	1.484	12:26:01.872
7 -	33.270	58.601	127.8	1:01.348	2:33.219	80.60	1.092	12:28:35.091
8 -	33.485	58.857	128.5	1:01.044	2:33.386	80.52	1.259	12:31:08.477
9 -	<b>33.199</b>	59.480	117.9	1:01.613	2:34.292	80.04	2.165	12:33:42.769
10 -	33.418	58.910	128.5	1:01.760	2:34.088	80.15	1.961	12:36:16.857
11 -	33.410	58.811	128.5	1:01.249	2:33.470	80.47	1.343	12:38:50.327
12 -	33.421	1:00.539	127.5	1:01.826	2:35.786	79.28	3.659	12:41:26.113
13 -	33.841	1:30.091	33.2	1:31.831	3:35.763	57.24	1:03.636	12:45:01.876
14 -	51.367	1:22.464	88.3	1:04.895	3:18.726	62.15	46.599	12:48:20.602
15 -	33.423	58.830	<b>130.0</b>	IN PIT	2:42.150 P	76.16	10.023	12:51:02.752

P15 87		Henry SCHMITT			BMW M235iR Cup - Stephen Cameron Racing			
IDEAL LAP TIME : 2:30.261		BEST LAP TIME : 2:30.551			DIFFERENCE : 0.290			
LAP	SECTOR 1	SECTOR 2	SECTOR 3	LAP TIME	MPH	DIFF	TIME OF DAY	
1 -		59.420	130.8	1:00.754	2:35.510	79.42	4.959	12:13:12.654
2 -	32.911	57.904	131.0	1:01.032	2:31.847	81.33	1.296	12:15:44.501
3 -	<b>32.581</b>	57.978	<b>132.6</b>	<b>59.992</b>	<b>2:30.551 (1)</b>	<b>82.03</b>		<b>12:18:15.052</b>
4 -	32.838	58.364	131.0	1:00.762	2:31.964	81.27	1.413	12:20:47.016
5 -	32.692	58.141	130.8	1:00.537	2:31.370 (3)	81.59	0.819	12:23:18.386
6 -	32.846	<b>57.688</b>	130.8	1:00.173	2:30.707 (2)	81.95	0.156	12:25:49.093
7 -	33.017	58.257	126.3	1:00.435	2:31.709	81.41	1.158	12:28:20.802
8 -	33.206	58.190	128.5	1:00.275	2:31.671	81.43	1.120	12:30:52.473
9 -	32.807	58.130	129.3	1:00.633	2:31.570	81.48	1.019	12:33:24.043
10 -	33.319	58.109	129.0	1:00.581	2:32.009	81.25	1.458	12:35:56.052

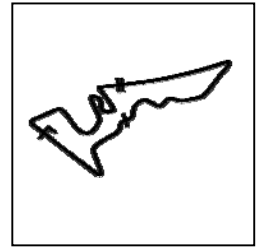
Weather / Track : Cloudy / Dry

Circuit of the Americas  
 Circuit Length = 3.4308 miles  
 Start: 12:10 Flag 12:50 End: 12:51

# Grand Prix of Texas

TC

## ROUND 1 - Saturday March 24th 2018 - SECTOR ANALYSIS



SECTOR 1 = FL to I1, SECTOR 2 = I1 to I2, SECTOR 3 = I2 to FL, DIFF = Difference To Personal Best Lap, P = Crossed Finish Line in Pit Lane, D = Time Disallowed

P16 66		Daren JORGENSEN			BMW M235iR Cup - RHC Lawrence-Strom			
IDEAL LAP TIME : 2:30.071		BEST LAP TIME : 2:30.278		DIFFERENCE : 0.207				
LAP	SECTOR 1	SECTOR 2		SECTOR 3	LAP TIME	MPH	DIFF	TIME OF DAY
1 -		1:01.220	128.3	1:01.363	2:39.566	77.40	9.288	12:13:16.710
2 -	33.121	58.180	<b>132.3</b>	1:00.063	2:31.364	81.59	1.086	12:15:48.074
3 -	32.885	58.078	132.1	59.826	2:30.789 (2)	81.90	0.511	12:18:18.863
4 -	<b>32.539</b>	58.005	131.0	1:00.831	2:31.375	81.59	1.097	12:20:50.238
5 -	32.821	58.077	131.0	1:00.404	2:31.302	81.63	1.024	12:23:21.540
6 -	32.906	57.910	129.0	1:00.147	2:30.963 (3)	81.81	0.685	12:25:52.503
7 -	32.746	<b>57.779</b>	130.8	<b>59.753</b>	<b>2:30.278 (1)</b>	<b>82.18</b>		<b>12:28:22.781</b>
8 -	32.734	58.349	130.8	1:00.412	2:31.495	81.52	1.217	12:30:54.276
9 -	32.820	58.068	127.3	1:00.738	2:31.626	81.45	1.348	12:33:25.902
10 -	32.739	58.060	130.0	1:00.498	2:31.297	81.63	1.019	12:35:57.199

P17 02		Mark BRUMMOND			BMW M235iR Cup - AutoTechnic Racing			
IDEAL LAP TIME : 2:29.550		BEST LAP TIME : 2:29.780		DIFFERENCE : 0.230				
LAP	SECTOR 1	SECTOR 2		SECTOR 3	LAP TIME	MPH	DIFF	TIME OF DAY
1 -		1:00.762	121.5	1:01.719	2:38.462	77.94	8.682	12:13:15.606
2 -	32.761	57.798	131.3	<b>59.948</b>	2:30.507 (3)	82.06	0.727	12:15:46.113
3 -	<b>32.518</b>	<b>57.084</b>	<b>133.6</b>	1:00.178	<b>2:29.780 (1)</b>	<b>82.46</b>		<b>12:18:15.893</b>
4 -	32.594	57.864	125.6	1:01.118	2:31.576	81.48	1.796	12:20:47.469
5 -	32.568	57.651	130.8	1:00.281	2:30.500 (2)	82.06	0.720	12:23:17.969
6 -	32.557	57.526	129.8	1:00.658	2:30.741	81.93	0.961	12:25:48.710
7 -	32.990	58.662	127.8	1:00.928	2:32.580	80.94	2.800	12:28:21.290
8 -	33.106	57.998	125.4	1:00.528	2:31.632	81.45	1.852	12:30:52.922
9 -	32.692	59.567	128.5	1:01.049	2:33.308	80.56	3.528	12:33:26.230
10 -	32.639	58.044	128.5	1:01.244	2:31.927	81.29	2.147	12:35:58.157

Weather / Track : Cloudy / Dry





# Grand Prix of Texas

TC

## ROUND 1 - Saturday March 24th 2018 - BEST SPEEDS

POS	INTERMEDIATE 1		MPH	INTERMEDIATE 2		MPH	FINISH LINE		MPH
	NO	NAME		NO	NAME		NO	NAME	
1				97	RIVERA	136.9			
2				78	RICCA	136.9			
3				23	STREIMER	135.0			
4				80	SCHWARTZ	134.4			
5				81	RUUD	134.2			
6				20	NIMKOFF	133.6			
7				02	BRUMMOND	133.6			
8				26	TRAVIS	133.4			
9				27	CLUNIE	133.4			
10				19	QUINLAN	133.1			
11				33	TERRY	132.8			
12				5	FEDLER	132.8			
13				87	SCHMITT	132.6			
14				91	WITTMER	132.3			
15				66	JORGENSEN	132.3			
16				3	KOZAROV	131.5			
17				93	FORAN	130.0			

Weather / Track : Cloudy / Dry

Results can be found at [www.tsl-timing.com](http://www.tsl-timing.com)

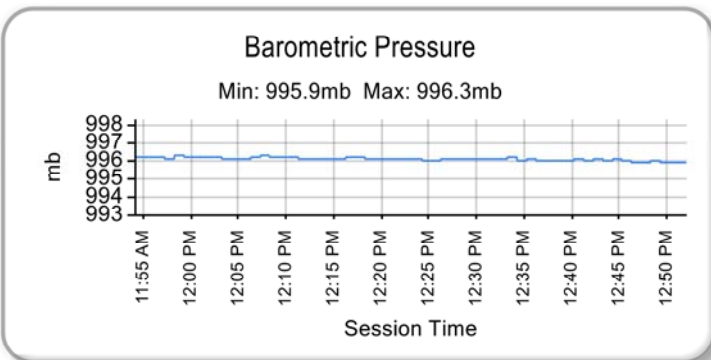
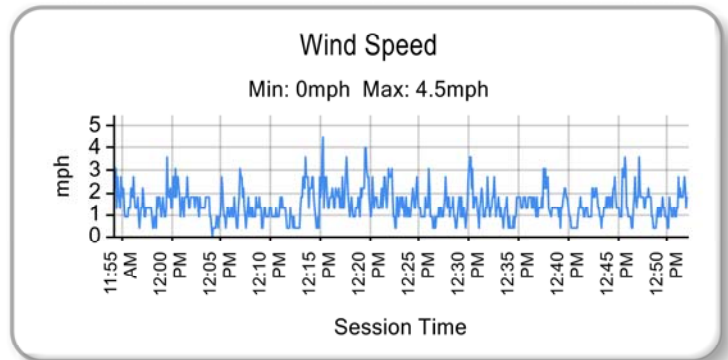
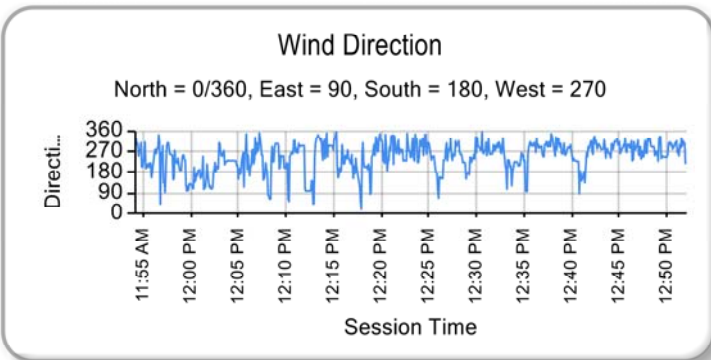
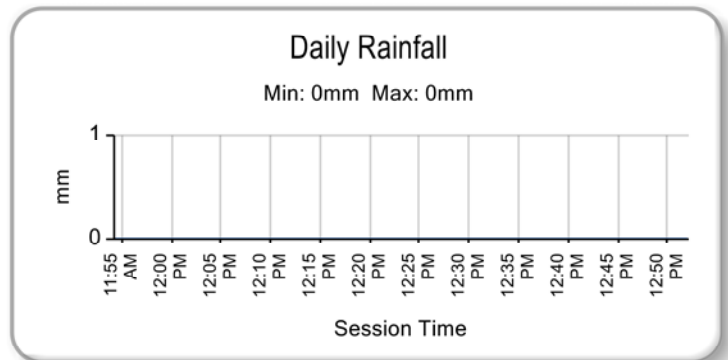
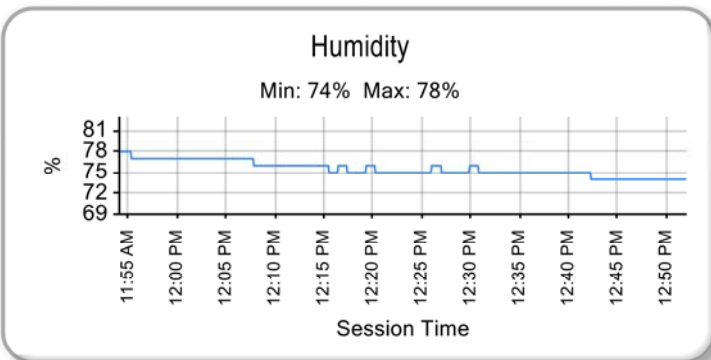
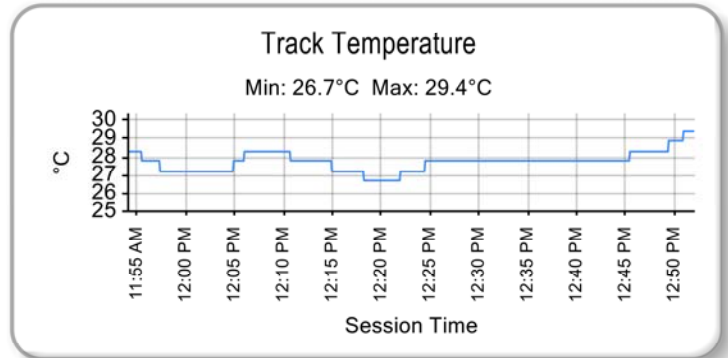
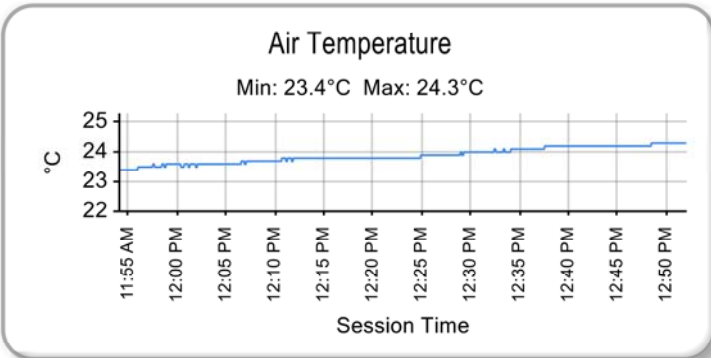
Circuit of the Americas  
Circuit Length = 3.4308 miles  
Start: 12:10 Flag 12:50 End: 12:51

Printed - 12:55 Saturday, March 24, 2018

# Grand Prix of Texas

TC

## ROUND 1 - Saturday March 24th 2018 - WEATHER CONDITIONS



Weather / Track : Cloudy / Dry

Results can be found at [www.tsl-timing.com](http://www.tsl-timing.com)

Circuit of the Americas  
Circuit Length = 3.4308 miles  
Start: 12:10 Flag 12:50 End: 12:51

Printed - 12:56 Saturday, March 24, 2018

# Grand Prix of Texas

## TC ROUND 2 - Sunday March 25th 2018 - GRID (40 minutes)



ROW 9	17	2:30.278 <b>66</b> Daren JORGENSEN	
ROW 8	15	2:30.806 <b>5</b> Max FEDLER	16
			2:32.127 <b>93</b> Joshua FORAN
ROW 7	13	2:29.881 <b>19</b> Sean QUINLAN	14
			2:30.551 <b>87</b> Henry SCHMITT
ROW 6	11	2:28.573 <b>27</b> Jayson CLUNIE	12
			2:29.780 <b>02</b> Mark BRUMMOND
ROW 5	9	2:28.423 <b>81</b> Jacob RUUD	10
			2:28.517 <b>23</b> Steve STREIMER
ROW 4	7	2:28.252 <b>78</b> Jeff RICCA	8
			2:28.382 <b>20</b> Robert NIMKOFF
ROW 3	5	2:27.717 <b>91</b> Karl WITTMER	6
			2:28.027 <b>26</b> Matt TRAVIS
ROW 2	3	2:27.367 <b>33</b> Paul TERRY	4
			2:27.441 <b>80</b> Johan SCHWARTZ
ROW 1	1	2:26.823 <b>3</b> Vesko KOZAROV	2
			2:27.255 <b>97</b> Tony RIVERA
<b>Pole</b>			

Car #66 - To start from back of grid and 3 penalty points to be added to race license - Stewards' decision #01

Circuit of the Americas  
Circuit Length = 3.4308 miles

These results are provisional until the conclusion of any judicial and technical matters.

Chief Steward :		Chief of Timing
-----------------	--	-----------------

Results can be found at [www.tsl-timing.com](http://www.tsl-timing.com)

Printed - 15:42 Saturday, March 24, 2018



# Grand Prix of Texas

TC

## ROUND 2 - Sunday March 25th 2018 - CLASSIFICATION - FINAL



POS	NO	NAME	ENTRY	LAPS	TIME	GAP	DIFF	MPH	BEST	ON
1	3	Vesko KOZAROV	Nissan 370z TC Spec - Rearden Racing	15	42:12.189			72.90	2:26.753	9
2	97	Tony RIVERA	Nissan 370z TC Spec - Brass Monkey Racing	15	42:15.074	2.885	2.885	72.81	2:26.767	8
3	80	Johan SCHWARTZ	BMW M235iR Cup - Rooster Hall Racing	15	42:15.316	3.127	0.242	72.81	2:27.340	8
4	26	Matt TRAVIS	BMW M235iR Cup - Classic BMW	15	42:16.931	4.742	1.615	72.76	2:27.431	8
5	91	Karl WITTMER	BMW M235iR Cup - Classic BMW	15	42:21.087	8.898	4.156	72.64	2:28.073	8
6	20	Robert NIMKOFF	BMW M235iR Cup - AutoTechnic Racing	15	42:22.466	10.277	1.379	72.60	2:28.271	7
7	78	Jeff RICCA	Genesis Coupe - GenRacer	15	42:29.631	17.442	7.165	72.40	2:28.002	10
8	23	Steve STREIMER	Nissan 370z TC Spec - TechSport Racing	15	42:30.399	18.210	0.768	72.38	2:27.974	10
9	27	Jayson CLUNIE	BMW M235iR Cup - Classic BMW	15	42:37.634	25.445	7.235	72.17	2:29.267	9
10	19	Sean QUINLAN	BMW M235iR Cup - Stephen Cameron Racing	15	42:44.088	31.899	6.454	71.99	2:30.060	9
11	02	Mark BRUMMOND	BMW M235iR Cup - AutoTechnic Racing	15	42:49.320	37.131	5.232	71.84	2:29.915	11
12	5	Max FEDLER	BMW M235iR Cup - Matt Young Motorsports	15	42:53.826	41.637	4.506	71.72	2:30.699	11
13	87	Henry SCHMITT	BMW M235iR Cup - Stephen Cameron Racing	15	42:54.727	42.538	0.901	71.69	2:30.332	7
14	66	Daren JORGENSEN	BMW M235iR Cup - RHC Lawrence-Strom	15	43:14.838	1:02.649	20.111	71.14	2:31.680	7
15	93	Joshua FORAN	Honda Civic Type R - Team HMA	15	43:31.147	1:18.958	16.309	70.69	2:33.629	7

NOT CLASSIFIED

NC	81	Jacob RUUD	BMW M235iR Cup - Winding Road Team TFB	2	6:47.629	13 Laps	13 Laps	58.97	3:28.679	2
NC	33	Paul TERRY	Nissan 370z TC Spec - Rearden Racing	0						

FASTEST LAP

3	Vesko KOZAROV	Nissan 370z TC Spec - Rearden Racing	9	2:26.753	84.16 mph	135.44 kph
---	---------------	--------------------------------------	---	----------	-----------	------------

Weather / Track : Cloudy / Dry

These results are provisional until the conclusion of any judicial and technical matters.

Circuit of the Americas

Circuit Length = 3.4308 miles

Start: 15:25 Flag 16:07 End: 16:09

Chief Steward :

Chief of Timing

Results can be found at [www.tsl-timing.com](http://www.tsl-timing.com)

Printed - 16:13 Sunday, March 25, 2018



# Grand Prix of Texas

TC

## ROUND 2 - Sunday March 25th 2018 - LAP CHART

LAP 1 @ 15:29:05.199			LAP 2 @ 15:32:34.063			LAP 3 @ 15:35:05.890			LAP 4 @ 15:39:14.468			LAP 5 @ 15:43:22.835		
NO	BEHIND	LAP TIME	NO	BEHIND	LAP TIME	NO	BEHIND	LAP TIME	NO	BEHIND	LAP TIME	NO	BEHIND	LAP TIME
<b>3</b>		3:15.234	<b>3</b>		3:28.864	<b>3</b>		2:31.827	<b>3</b>		4:08.578	<b>3</b>		4:08.367
<b>97</b>	0.436	3:15.670	<b>97</b>	0.951	3:29.379	<b>97</b>	0.765	2:31.641	<b>97</b>	0.866	4:08.679	<b>97</b>	0.986	4:08.487
<b>80</b>	1.114	3:16.348	<b>80</b>	1.419	3:29.169	<b>80</b>	1.936	2:32.344	<b>80</b>	2.273	4:08.915	<b>80</b>	1.534	4:07.628
<b>91</b>	1.678	3:16.912	<b>91</b>	2.077	3:29.263	<b>26</b>	2.842	2:31.725	<b>26</b>	2.801	4:08.537	<b>26</b>	1.763	4:07.329
<b>20</b>	2.450	3:17.684	<b>20</b>	2.443	3:28.857	<b>20</b>	4.067	2:33.451	<b>20</b>	3.951	4:08.462	<b>20</b>	2.395	4:06.811
<b>26</b>	2.988	3:18.222	<b>26</b>	2.944	3:28.820	<b>91</b>	5.327	2:35.077	<b>91</b>	4.859	4:08.110	<b>91</b>	2.746	4:06.254
<b>81</b>	3.715	3:18.950	<b>81</b>	3.531	3:28.679	<b>02</b>	6.325	2:34.215	<b>02</b>	5.749	4:08.002	<b>02</b>	3.416	4:06.034
<b>02</b>	4.147	3:19.381	<b>02</b>	3.937	3:28.654	<b>78</b>	6.753	2:34.261	<b>78</b>	6.729	4:08.554	<b>78</b>	3.860	4:05.498
<b>78</b>	4.870	3:20.104	<b>78</b>	4.319	3:28.313	<b>23</b>	7.368	2:34.235	<b>23</b>	7.862	4:09.072	<b>23</b>	4.533	4:05.038
<b>23</b>	5.512	3:20.746	<b>23</b>	4.960	3:28.312	<b>19</b>	7.830	2:34.380	<b>19</b>	9.009	4:09.757	<b>19</b>	4.914	4:04.272
<b>19</b>	6.290	3:21.524	<b>19</b>	5.277	3:27.851	<b>27</b>	8.397	2:34.543	<b>27</b>	9.764	4:09.945	<b>27</b>	5.347	4:03.950
<b>27</b>	6.908	3:22.142	<b>27</b>	5.681	3:27.637	<b>5</b>	9.406	2:34.977	<b>5</b>	10.701	4:09.873	<b>5</b>	6.302	4:03.968
<b>5</b>	7.659	3:22.893	<b>5</b>	6.256	3:27.461	<b>87</b>	10.560	2:35.757	<b>87</b>	11.588	4:09.606	<b>87</b>	7.134	4:03.913
<b>87</b>	8.178	3:23.412	<b>87</b>	6.630	3:27.316	<b>66</b>	12.244	2:35.523	<b>66</b>	12.692	4:09.026	<b>66</b>	8.025	4:03.700
<b>93</b>	8.897	3:24.131	<b>93</b>	7.402	3:27.369	<b>93</b>	12.764	2:37.189	<b>93</b>	13.310	4:09.124	<b>93</b>	8.327	4:03.384
<b>66</b>	10.198	3:25.432	<b>66</b>	8.548	3:27.214	<b>SC</b>	2 Laps	6:41.822	<b>SC</b>	2 Laps	4:05.062	<b>P</b>		

Weather / Track : Cloudy / Dry

Circuit of the Americas  
 Circuit Length = 3.4308 miles  
 Start: 15:25 Flag 16:07 End: 16:09

# Grand Prix of Texas

TC

## ROUND 2 - Sunday March 25th 2018 - LAP CHART

LAP 6 @ 15:45:50.087			LAP 7 @ 15:48:17.084			LAP 8 @ 15:50:44.765			LAP 9 @ 15:53:11.518			LAP 10 @ 15:55:38.684		
NO	BEHIND	LAP TIME	NO	BEHIND	LAP TIME	NO	BEHIND	LAP TIME	NO	BEHIND	LAP TIME	NO	BEHIND	LAP TIME
3		2:27.252	3		2:26.997	3		2:27.681	3		2:26.753	3		2:27.166
97	1.879	2:28.145	97	2.646	2:27.764	97	1.732	2:26.767	97	2.273	2:27.294	97	3.016	2:27.909
80	2.436	2:28.154	80	3.072	2:27.633	80	2.731	2:27.340	80	3.734	2:27.756	80	4.089	2:27.521
26	2.819	2:28.308	26	3.705	2:27.883	26	3.455	2:27.431	26	4.162	2:27.460	26	4.888	2:27.892
20	4.303	2:29.160	20	5.577	2:28.271	91	6.464	2:28.073	91	7.818	2:28.107	91	8.969	2:28.317
91	4.797	2:29.303	91	6.072	2:28.272	20	7.204	2:29.308	20	8.926	2:28.475	20	10.191	2:28.431
78	6.511	2:29.903	78	8.874	2:29.360	78	9.932	2:28.739	78	11.731	2:28.552	78	12.568	2:28.002
23	7.484	2:30.203	23	9.523	2:29.036	23	10.829	2:28.987	23	12.839	2:28.763	23	13.647	2:27.974
02	8.166	2:32.002	27	11.747	2:29.955	27	13.499	2:29.433	27	16.013	2:29.267	27	18.188	2:29.341
27	8.789	2:30.694	02	12.405	2:31.236	02	15.232	2:30.508	19	19.147	2:30.060	19	22.396	2:30.415
19	9.601	2:31.939	19	12.822	2:30.218	19	15.840	2:30.699	02	19.756	2:31.277	02	23.077	2:30.487
5	12.097	2:33.047	87	15.816	2:30.332	87	19.363	2:31.228	87	24.181	2:31.571	87	28.219	2:31.204
87	12.481	2:32.599	5	17.470	2:32.370	5	21.666	2:31.877	5	25.878	2:30.965	5	29.495	2:30.783
66	14.514	2:33.741	66	19.197	2:31.680	66	23.590	2:32.074	66	29.682	2:32.845	66	35.356	2:32.840
93	15.329	2:34.254	93	21.961	2:33.629	93	29.287	2:35.007	93	37.288	2:34.754	93	45.301	2:35.179

Weather / Track : Cloudy / Dry

Circuit of the Americas  
Circuit Length = 3.4308 miles  
Start: 15:25 Flag 16:07 End: 16:09

# Grand Prix of Texas

TC

## ROUND 2 - Sunday March 25th 2018 - LAP CHART

LAP 11 @ 15:58:05.802			LAP 12 @ 16:00:33.390			LAP 13 @ 16:03:01.672			LAP 14 @ 16:05:30.312			LAP 15 @ 16:08:02.154		
NO	BEHIND	LAP TIME	NO	BEHIND	LAP TIME	NO	BEHIND	LAP TIME	NO	BEHIND	LAP TIME	NO	BEHIND	LAP TIME
3		2:27.118	3		2:27.588	3		2:28.282	3		2:28.640	3		2:31.842
97	4.055	2:28.157	97	4.594	2:28.127	97	5.179	2:28.867	97	5.233	2:28.694	97	2.885	2:29.494
80	4.633	2:27.662	80	5.190	2:28.145	80	5.402	2:28.494	80	5.707	2:28.945	80	3.127	2:29.262
26	5.907	2:28.137	26	6.609	2:28.290	26	7.267	2:28.940	26	7.615	2:28.988	26	4.742	2:28.969
91	10.211	2:28.360	91	10.860	2:28.237	91	11.266	2:28.688	91	11.797	2:29.171	91	8.898	2:28.943
20	12.016	2:28.943	20	12.802	2:28.374	20	12.904	2:28.384	20	12.967	2:28.703	20	10.277	2:29.152
78	13.871	2:28.421	78	15.476	2:29.193	78	18.866	2:31.672	78	19.795	2:29.569	78	17.442	2:29.489
23	15.217	2:28.688	23	15.896	2:28.267	23	19.433	2:31.819	23	20.079	2:29.286	23	18.210	2:29.973
27	20.650	2:29.580	27	23.408	2:30.346	27	25.105	2:29.979	27	27.054	2:30.589	27	25.445	2:30.233
19	25.515	2:30.237	19	28.567	2:30.640	19	30.639	2:30.354	19	32.765	2:30.766	19	31.899	2:30.976
02	25.874	2:29.915	02	30.055	2:31.769	02	33.403	2:31.630	02	37.056	2:32.293	02	37.131	2:31.917
87	31.863	2:30.762	87	35.211	2:30.936	87	38.548	2:31.619	5	42.188	2:31.874	5	41.637	2:31.291
5	33.076	2:30.699	5	36.360	2:30.872	5	38.954	2:30.876	87	42.677	2:32.769	87	42.538	2:31.703
66	41.867	2:33.629	66	48.737	2:34.458	66	54.641	2:34.186	66	1:00.490	2:34.489	66	1:02.649	2:34.001
93	53.733	2:35.550	93	1:01.587	2:35.442	93	1:07.988	2:34.683	93	1:16.462	2:37.114	93	1:18.958	2:34.338

Weather / Track : Cloudy / Dry

Circuit of the Americas  
Circuit Length = 3.4308 miles  
Start: 15:25 Flag 16:07 End: 16:09



# Grand Prix of Texas

TC

## ROUND 2 - Sunday March 25th 2018 - POSITION CHART

No	Name	Lap Pos	Lap														
			1	2	3	4	5	6	7	8	9	10	11	12	13	14	15
3	KOZAROV	1	3	3	3	3	3	3	3	3	3	3	3	3	3	3	
97	RIVERA	2	97	97	97	97	97	97	97	97	97	97	97	97	97	97	
33	TERRY	3	80	80	80	80	80	80	80	80	80	80	80	80	80	80	
80	SCHWARTZ	4	91	91	26	26	26	26	26	26	26	26	26	26	26	26	
91	WITTMER	5	20	20	20	20	20	20	91	91	91	91	91	91	91	91	
26	TRAVIS	6	26	26	91	91	91	91	91	20	20	20	20	20	20	20	
78	RICCA	7	81	81	02	02	02	78	78	78	78	78	78	78	78	78	
20	NIMKOFF	8	02	02	78	78	78	23	23	23	23	23	23	23	23	23	
81	RUUD	9	78	78	23	23	23	02	27	27	27	27	27	27	27	27	
23	STREIMER	10	23	23	19	19	19	27	02	02	19	19	19	19	19	19	
27	CLUNIE	11	19	19	27	27	27	19	19	19	02	02	02	02	02	02	
02	BRUMMOND	12	27	27	5	5	5	5	87	87	87	87	87	87	87	5	
19	QUINLAN	13	5	5	87	87	87	87	5	5	5	5	5	5	5	87	
87	SCHMITT	14	87	87	66	66	66	66	66	66	66	66	66	66	66	66	
5	FEDLER	15	93	93	93	93	93	93	93	93	93	93	93	93	93	93	
93	FORAN	16	66	66													
66	JORGENSEN	17	SC	SC													

Weather / Track : Cloudy / Dry

Results can be found at [www.tsl-timing.com](http://www.tsl-timing.com)

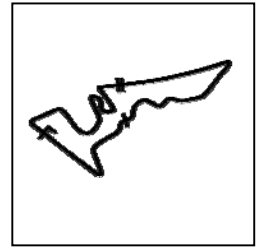
Circuit of the Americas  
 Circuit Length = 3.4308 miles  
 Start: 15:25 Flag 16:07 End: 16:09

Printed - 16:12 Sunday, March 25, 2018

# Grand Prix of Texas

TC

## ROUND 2 - Sunday March 25th 2018 - SECTOR ANALYSIS



SECTOR 1 = FL to I1, SECTOR 2 = I1 to I2, SECTOR 3 = I2 to FL, DIFF = Difference To Personal Best Lap, P = Crossed Finish Line in Pit Lane, D = Time Disallowed

P1		3		Vesko KOZAROV		Nissan 370z TC Spec - Rearden Racing		
IDEAL LAP TIME : 2:26.471		BEST LAP TIME : 2:26.753		DIFFERENCE : 0.282				
LAP	SECTOR 1	SECTOR 2		SECTOR 3	LAP TIME	MPH	DIFF	TIME OF DAY
1 -		1:18.721	50.7	1:25.298	3:15.234	63.26	48.481	15:29:05.199
2 -	53.720	1:15.067	69.7	1:20.077	3:28.864	59.13	1:02.111	15:32:34.063
3 -	32.209	56.136	132.3	1:03.482	2:31.827	81.34	5.074	15:35:05.890
4 -	1:00.005	1:29.177	53.0	1:39.396	4:08.578	49.68	1:41.825	15:39:14.468
5 -	1:00.213	1:38.728	49.3	1:29.426	4:08.367	49.72	1:41.614	15:43:22.835
6 -	32.071	56.654	132.1	58.527	2:27.252	83.87	0.499	15:45:50.087
7 -	32.016	56.181	132.6	58.800	2:26.997 (2)	84.02	0.244	15:48:17.084
8 -	32.068	56.753	132.6	58.860	2:27.681	83.63	0.928	15:50:44.765
9 -	31.903	56.418	132.6	58.432	2:26.753 (1)	84.16		15:53:11.518
10 -	31.987	56.327	132.3	58.852	2:27.166	83.92	0.413	15:55:38.684
11 -	32.124	56.537	132.6	58.457	2:27.118 (3)	83.95	0.365	15:58:05.802
12 -	32.202	56.412	132.8	58.974	2:27.588	83.68	0.835	16:00:33.390
13 -	32.228	56.577	132.6	59.477	2:28.282	83.29	1.529	16:03:01.672
14 -	32.215	56.929	132.3	59.496	2:28.640	83.09	1.887	16:05:30.312
15 -	33.316	57.439	128.8	1:01.087	2:31.842	81.34	5.089	16:08:02.154

P2		97		Tony RIVERA		Nissan 370z TC Spec - Brass Monkey Racing		
IDEAL LAP TIME : 2:26.767		BEST LAP TIME : 2:26.767		DIFFERENCE : 0.000				
LAP	SECTOR 1	SECTOR 2		SECTOR 3	LAP TIME	MPH	DIFF	TIME OF DAY
1 -		1:19.463	55.0	1:24.418	3:15.670	63.12	48.903	15:29:05.635
2 -	54.220	1:15.215	75.7	1:19.944	3:29.379	58.98	1:02.612	15:32:35.014
3 -	32.506	56.515	133.6	1:02.620	2:31.641	81.44	4.874	15:35:06.655
4 -	1:00.171	1:29.052	57.7	1:39.456	4:08.679	49.66	1:41.912	15:39:15.334
5 -	1:00.290	1:38.584	46.7	1:29.613	4:08.487	49.70	1:41.720	15:43:23.821
6 -	32.421	56.499	133.9	59.225	2:28.145	83.37	1.378	15:45:51.966
7 -	32.400	56.599	133.1	58.765	2:27.764 (3)	83.58	0.997	15:48:19.730
8 -	32.022	56.122	134.2	58.623	2:26.767 (1)	84.15		15:50:46.497
9 -	32.053	56.271	134.2	58.970	2:27.294 (2)	83.85	0.527	15:53:13.791
10 -	32.224	56.606	133.4	59.079	2:27.909	83.50	1.142	15:55:41.700
11 -	32.351	56.680	133.4	59.126	2:28.157	83.36	1.390	15:58:09.857
12 -	32.203	56.774	133.1	59.150	2:28.127	83.38	1.360	16:00:37.984
13 -	32.330	57.094	133.1	59.443	2:28.867	82.96	2.100	16:03:06.851
14 -	32.309	57.116	133.4	59.269	2:28.694	83.06	1.927	16:05:35.545
15 -	32.274	57.038	132.8	1:00.182	2:29.494	82.61	2.727	16:08:05.039

P3		80		Johan SCHWARTZ		BMW M235iR Cup - Rooster Hall Racing		
IDEAL LAP TIME : 2:27.096		BEST LAP TIME : 2:27.340		DIFFERENCE : 0.244				
LAP	SECTOR 1	SECTOR 2		SECTOR 3	LAP TIME	MPH	DIFF	TIME OF DAY
1 -		1:19.761	59.1	1:24.295	3:16.348	62.90	49.008	15:29:06.313
2 -	54.043	1:15.327	73.1	1:19.799	3:29.169	59.04	1:01.829	15:32:35.482
3 -	32.548	57.110	132.8	1:02.686	2:32.344	81.07	5.004	15:35:07.826
4 -	59.716	1:29.217	56.9	1:39.982	4:08.915	49.61	1:41.575	15:39:16.741
5 -	59.395	1:38.790	44.0	1:29.443	4:07.628	49.87	1:40.288	15:43:24.369
6 -	32.653	56.579	133.4	58.922	2:28.154	83.36	0.814	15:45:52.523
7 -	32.352	56.728	134.2	58.553	2:27.633 (3)	83.65	0.293	15:48:20.156
8 -	32.293	56.360	133.4	58.687	2:27.340 (1)	83.82		15:50:47.496
9 -	32.298	56.517	132.8	58.941	2:27.756	83.58	0.416	15:53:15.252
10 -	32.244	56.457	133.1	58.820	2:27.521 (2)	83.72	0.181	15:55:42.773
11 -	32.183	56.820	133.1	58.659	2:27.662	83.64	0.322	15:58:10.435
12 -	32.325	56.446	133.6	59.374	2:28.145	83.37	0.805	16:00:38.580
13 -	32.271	56.786	132.8	59.437	2:28.494	83.17	1.154	16:03:07.074
14 -	32.433	56.983	133.4	59.529	2:28.945	82.92	1.605	16:05:36.019
15 -	32.331	56.776	132.3	1:00.155	2:29.262	82.74	1.922	16:08:05.281

Weather / Track : Cloudy / Dry

Circuit of the Americas

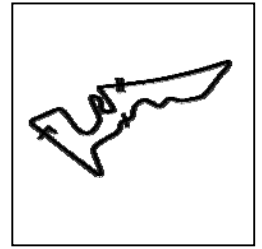
Circuit Length = 3.4308 miles

Start: 15:25 Flag 16:07 End: 16:09

# Grand Prix of Texas

TC

## ROUND 2 - Sunday March 25th 2018 - SECTOR ANALYSIS



SECTOR 1 = FL to I1, SECTOR 2 = I1 to I2, SECTOR 3 = I2 to FL, DIFF = Difference To Personal Best Lap, P = Crossed Finish Line in Pit Lane, D = Time Disallowed

P4 26		Matt TRAVIS			BMW M235iR Cup - Classic BMW			
IDEAL LAP TIME : 2:27.184		BEST LAP TIME : 2:27.431			DIFFERENCE : 0.247			
LAP	SECTOR 1	SECTOR 2		SECTOR 3	LAP TIME	MPH	DIFF	TIME OF DAY
1 -		1:21.129	52.0	1:22.940	3:18.222	62.30	50.791	15:29:08.187
2 -	55.431	1:14.292	66.7	1:19.097	3:28.820	59.14	1:01.389	15:32:37.007
3 -	32.763	57.575	133.6	1:01.387	2:31.725	81.40	4.294	15:35:08.732
4 -	59.517	1:29.356	58.3	1:39.664	4:08.537	49.69	1:41.106	15:39:17.269
5 -	59.923	1:38.638	41.9	1:28.768	4:07.329	49.93	1:39.898	15:43:24.598
6 -	32.781	56.877	132.8	58.650	2:28.308	83.27	0.877	15:45:52.906
7 -	32.358	56.744	133.6	58.781	2:27.883 (3)	83.51	0.452	15:48:20.789
8 -	32.215	56.471	133.9	58.745	2:27.431 (1)	83.77		15:50:48.220
9 -	32.344	56.618	132.8	58.498	2:27.460 (2)	83.75	0.029	15:53:15.680
10 -	32.229	56.871	132.8	58.792	2:27.892	83.51	0.461	15:55:43.572
11 -	32.388	56.612	133.1	59.137	2:28.137	83.37	0.706	15:58:11.709
12 -	32.345	56.818	131.5	59.127	2:28.290	83.28	0.859	16:00:39.999
13 -	32.626	56.969	130.8	59.345	2:28.940	82.92	1.509	16:03:08.939
14 -	32.570	57.140	130.3	59.278	2:28.988	82.89	1.557	16:05:37.927
15 -	32.429	56.886	130.8	59.654	2:28.969	82.90	1.538	16:08:06.896

P5 91		Karl WITTMER			BMW M235iR Cup - Classic BMW			
IDEAL LAP TIME : 2:27.721		BEST LAP TIME : 2:28.073			DIFFERENCE : 0.352			
LAP	SECTOR 1	SECTOR 2		SECTOR 3	LAP TIME	MPH	DIFF	TIME OF DAY
1 -		1:20.484	53.8	1:23.691	3:16.912	62.72	48.839	15:29:06.877
2 -	54.363	1:15.152	70.0	1:19.748	3:29.263	59.02	1:01.190	15:32:36.140
3 -	32.728	57.500	132.6	1:04.849	2:35.077	79.64	7.004	15:35:11.217
4 -	58.746	1:30.159	58.5	1:39.205	4:08.110	49.77	1:40.037	15:39:19.327
5 -	59.478	1:38.716	46.0	1:28.060	4:06.254	50.15	1:38.181	15:43:25.581
6 -	33.110	57.096	132.6	59.097	2:29.303	82.72	1.230	15:45:54.884
7 -	32.329	56.887	132.8	59.056	2:28.272	83.29	0.199	15:48:23.156
8 -	32.522	56.705	134.2	58.846	2:28.073 (1)	83.41		15:50:51.229
9 -	32.284	56.769	132.1	59.054	2:28.107 (2)	83.39	0.034	15:53:19.336
10 -	32.332	56.777	132.1	59.208	2:28.317	83.27	0.244	15:55:47.653
11 -	32.293	56.856	132.1	59.211	2:28.360	83.24	0.287	15:58:16.013
12 -	32.170	56.970	132.1	59.097	2:28.237 (3)	83.31	0.164	16:00:44.250
13 -	32.311	57.112	132.1	59.265	2:28.688	83.06	0.615	16:03:12.938
14 -	32.454	57.190	132.6	59.527	2:29.171	82.79	1.098	16:05:42.109
15 -	32.285	57.020	132.1	59.638	2:28.943	82.92	0.870	16:08:11.052

P6 20		Robert NIMKOFF			BMW M235iR Cup - AutoTechnic Racing			
IDEAL LAP TIME : 2:28.134		BEST LAP TIME : 2:28.271			DIFFERENCE : 0.137			
LAP	SECTOR 1	SECTOR 2		SECTOR 3	LAP TIME	MPH	DIFF	TIME OF DAY
1 -		1:20.891	52.0	1:23.170	3:17.684	62.47	49.413	15:29:07.649
2 -	55.027	1:14.589	67.9	1:19.241	3:28.857	59.13	1:00.586	15:32:36.506
3 -	32.795	57.690	132.6	1:02.966	2:33.451	80.48	5.180	15:35:09.957
4 -	59.423	1:29.405	59.3	1:39.634	4:08.462	49.70	1:40.191	15:39:18.419
5 -	59.833	1:38.210	42.1	1:28.768	4:06.811	50.04	1:38.540	15:43:25.230
6 -	32.987	57.068	132.3	59.105	2:29.160	82.80	0.889	15:45:54.390
7 -	32.404	56.694	132.6	59.173	2:28.271 (1)	83.29		15:48:22.661
8 -	32.681	56.996	132.1	59.631	2:29.308	82.72	1.037	15:50:51.969
9 -	32.335	57.026	132.6	59.114	2:28.475	83.18	0.204	15:53:20.444
10 -	32.449	56.803	132.3	59.179	2:28.431	83.20	0.160	15:55:48.875
11 -	32.346	57.115	132.1	59.482	2:28.943	82.92	0.672	15:58:17.818
12 -	32.360	56.702	131.8	59.312	2:28.374 (2)	83.24	0.103	16:00:46.192
13 -	32.450	56.804	132.6	59.130	2:28.384 (3)	83.23	0.113	16:03:14.576
14 -	32.773	56.772	132.3	59.158	2:28.703	83.05	0.432	16:05:43.279

Weather / Track : Cloudy / Dry

Circuit of the Americas

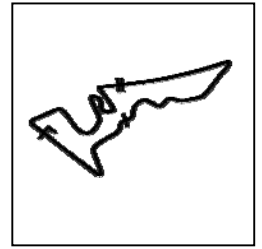
Circuit Length = 3.4308 miles

Start: 15:25 Flag 16:07 End: 16:09

# Grand Prix of Texas

TC

## ROUND 2 - Sunday March 25th 2018 - SECTOR ANALYSIS



SECTOR 1 = FL to I1, SECTOR 2 = I1 to I2, SECTOR 3 = I2 to FL, DIFF = Difference To Personal Best Lap, P = Crossed Finish Line in Pit Lane, D = Time Disallowed  
 15 - 32.568 56.735 **132.8** 59.849 2:29.152 82.80 0.881 16:08:12.431

P7 78		Jeff RICCA			Genesis Coupe - GenRacer			
IDEAL LAP TIME : 2:28.023		BEST LAP TIME : 2:28.002		DIFFERENCE : -0.020				
LAP	SECTOR 1	SECTOR 2		SECTOR 3	LAP TIME	MPH	DIFF	TIME OF DAY
1 -		1:23.006	48.1	1:21.528	3:20.104	61.72	52.102	15:29:10.069
2 -	56.260	1:14.020	66.4	1:18.033	3:28.313	59.29	1:00.310	15:32:38.382
3 -	33.064	57.288	<b>136.3</b>	1:03.909	2:34.261	80.06	6.258	15:35:12.643
4 -	59.288	1:30.290	55.0	1:38.976	4:08.554	49.69	1:40.551	15:39:21.197
5 -	59.741	1:38.227	45.2	1:27.530	4:05.498	50.30	1:37.495	15:43:26.695
6 -	33.104	57.310	133.9	59.489	2:29.903	82.39	1.900	15:45:56.598
7 -	32.318	57.188	136.1	59.854	2:29.360	82.69	1.357	15:48:25.958
8 -	32.288	56.983	<b>136.3</b>	<b>59.468</b>	2:28.739	83.03	0.736	15:50:54.697
9 -	32.412	56.665	135.2		2:28.552 (3)	83.14	0.549	15:53:23.249
10 -		<b>56.338</b>	134.7	59.552	<b>2:28.002 (1)</b>	<b>83.45</b>		<b>15:55:51.252</b>
11 -	<b>32.217</b>	56.563	135.8	59.641	2:28.421 (2)	83.21	0.418	15:58:19.673
12 -	32.298	56.674	135.8	1:00.221	2:29.193	82.78	1.190	16:00:48.866
13 -	32.872	58.231	133.6	1:00.569	2:31.672	81.43	3.669	16:03:20.538
14 -	32.539	56.990	133.6	1:00.040	2:29.569	82.57	1.566	16:05:50.107
15 -	32.665	57.122	133.4	59.702	2:29.489	82.62	1.486	16:08:19.596

P8 23		Steve STREIMER			Nissan 370z TC Spec - TechSport Racing			
IDEAL LAP TIME : 2:27.881		BEST LAP TIME : 2:27.974		DIFFERENCE : 0.093				
LAP	SECTOR 1	SECTOR 2		SECTOR 3	LAP TIME	MPH	DIFF	TIME OF DAY
1 -		1:23.889	49.5	1:20.962	3:20.746	61.52	52.772	15:29:10.711
2 -	56.348	1:14.667	64.0	1:17.297	3:28.312	59.29	1:00.338	15:32:39.023
3 -	32.993	57.217	136.9	1:04.025	2:34.235	80.07	6.261	15:35:13.258
4 -	59.441	1:31.130	51.3	1:38.501	4:09.072	49.58	1:41.098	15:39:22.330
5 -	59.159	1:38.795	48.6	1:27.084	4:05.038	50.40	1:37.064	15:43:27.368
6 -	32.884	57.010	134.2	1:00.309	2:30.203	82.22	2.229	15:45:57.571
7 -	32.682	56.656	<b>137.2</b>	59.698	2:29.036	82.87	1.062	15:48:26.607
8 -	32.458	56.838	136.3	59.691	2:28.987	82.89	1.013	15:50:55.594
9 -	32.349	56.908	135.2	59.506	2:28.763	83.02	0.789	15:53:24.357
10 -	32.268	<b>56.323</b>	136.1	<b>59.383</b>	<b>2:27.974 (1)</b>	<b>83.46</b>		<b>15:55:52.331</b>
11 -	<b>32.175</b>	56.536	136.6	59.977	2:28.688 (3)	83.06	0.714	15:58:21.019
12 -	32.416	56.378	135.5	59.473	2:28.267 (2)	83.30	0.293	16:00:49.286
13 -	32.717	57.976	130.8	1:01.126	2:31.819	81.35	3.845	16:03:21.105
14 -	32.359	57.130	135.2	59.797	2:29.286	82.73	1.312	16:05:50.391
15 -	32.759	57.234	133.9	59.980	2:29.973	82.35	1.999	16:08:20.364

P9 27		Jayson CLUNIE			BMW M235iR Cup - Classic BMW			
IDEAL LAP TIME : 2:29.157		BEST LAP TIME : 2:29.267		DIFFERENCE : 0.110				
LAP	SECTOR 1	SECTOR 2		SECTOR 3	LAP TIME	MPH	DIFF	TIME OF DAY
1 -		1:24.541	49.0	1:20.714	3:22.142	61.09	52.875	15:29:12.107
2 -	56.190	1:14.965	66.4	1:16.482	3:27.637	59.48	58.370	15:32:39.744
3 -	33.185	57.943	131.8	1:03.415	2:34.543	79.91	5.276	15:35:14.287
4 -	59.565	1:31.496	51.3	1:38.884	4:09.945	49.41	1:40.678	15:39:24.232
5 -	58.494	1:38.920	52.6	1:26.536	4:03.950	50.62	1:34.683	15:43:28.182
6 -	33.204	57.312	<b>133.9</b>	1:00.178	2:30.694	81.96	1.427	15:45:58.876
7 -	32.702	57.376	132.8	59.877	2:29.955	82.36	0.688	15:48:28.831
8 -	32.808	<b>57.189</b>	131.8	59.436	2:29.433 (3)	82.65	0.166	15:50:58.264
9 -	<b>32.555</b>	57.265	131.0	59.447	<b>2:29.267 (1)</b>	<b>82.74</b>		<b>15:53:27.531</b>
10 -	32.669	57.220	130.5	59.452	2:29.341 (2)	82.70	0.074	15:55:56.872
11 -	32.816	57.351	130.8	<b>59.413</b>	2:29.580	82.57	0.313	15:58:26.452
12 -	32.836	57.747	130.8	59.763	2:30.346	82.14	1.079	16:00:56.798
13 -	32.803	57.325	130.3	59.851	2:29.979	82.35	0.712	16:03:26.777

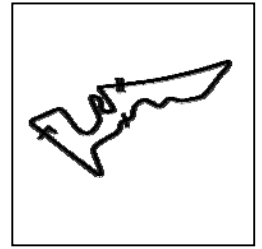
Weather / Track : Cloudy / Dry

Circuit of the Americas  
 Circuit Length = 3.4308 miles  
 Start: 15:25 Flag 16:07 End: 16:09

# Grand Prix of Texas

TC

## ROUND 2 - Sunday March 25th 2018 - SECTOR ANALYSIS



SECTOR 1 = FL to I1, SECTOR 2 = I1 to I2, SECTOR 3 = I2 to FL, DIFF = Difference To Personal Best Lap, P = Crossed Finish Line in Pit Lane, D = Time Disallowed

14 -	32.923	57.758	130.0	59.908	2:30.589	82.01	1.322	16:05:57.366
15 -	32.748	57.810	130.0	59.675	2:30.233	82.21	0.966	16:08:27.599

P10 19		Sean QUINLAN			BMW M235iR Cup - Stephen Cameron Racing			
IDEAL LAP TIME : 2:29.793		BEST LAP TIME : 2:30.060			DIFFERENCE : 0.267			
LAP	SECTOR 1	SECTOR 2		SECTOR 3	LAP TIME	MPH	DIFF	TIME OF DAY
1 -		1:23.989	48.1	1:20.956	3:21.524	61.28	51.464	15:29:11.489
2 -	56.234	1:14.811	65.7	1:16.806	3:27.851	59.42	57.791	15:32:39.340
3 -	33.155	58.021	130.0	1:03.204	2:34.380	80.00	4.320	15:35:13.720
4 -	59.564	1:31.266	51.6	1:38.927	4:09.757	49.45	1:39.697	15:39:23.477
5 -	58.635	1:38.807	44.4	1:26.830	4:04.272	50.56	1:34.212	15:43:27.749
6 -	33.198	57.470	130.3	1:01.271	2:31.939	81.28	1.879	15:45:59.688
7 -	32.560	57.377	132.6	1:00.281	2:30.218 (2)	82.21	0.158	15:48:29.906
8 -	33.107	57.647	132.6	59.945	2:30.699	81.95	0.639	15:51:00.605
9 -	32.701	57.288	132.8	1:00.071	2:30.060 (1)	82.30		15:53:30.665
10 -	32.593	57.582	129.8	1:00.240	2:30.415	82.11	0.355	15:56:01.080
11 -	32.715	57.467	129.8	1:00.055	2:30.237 (3)	82.20	0.177	15:58:31.317
12 -	33.052	57.379	129.8	1:00.209	2:30.640	81.98	0.580	16:01:01.957
13 -	32.655	57.506	129.8	1:00.193	2:30.354	82.14	0.294	16:03:32.311
14 -	33.079	57.510	129.5	1:00.177	2:30.766	81.92	0.706	16:06:03.077
15 -	32.838	57.562	129.8	1:00.576	2:30.976	81.80	0.916	16:08:34.053

P11 02		Mark BRUMMOND			BMW M235iR Cup - AutoTechnic Racing			
IDEAL LAP TIME : 2:29.655		BEST LAP TIME : 2:29.915			DIFFERENCE : 0.260			
LAP	SECTOR 1	SECTOR 2		SECTOR 3	LAP TIME	MPH	DIFF	TIME OF DAY
1 -		1:22.193	52.2	1:22.042	3:19.381	61.94	49.466	15:29:09.346
2 -	56.120	1:14.092	66.1	1:18.442	3:28.654	59.19	58.739	15:32:38.000
3 -	33.031	57.737	131.3	1:03.447	2:34.215	80.08	4.300	15:35:12.215
4 -	59.105	1:30.192	58.3	1:38.705	4:08.002	49.80	1:38.087	15:39:20.217
5 -	59.907	1:38.465	46.5	1:27.662	4:06.034	50.20	1:36.119	15:43:26.251
6 -	33.061	57.899	123.5	1:01.042	2:32.002	81.25	2.087	15:45:58.253
7 -	32.750	57.811	129.8	1:00.675	2:31.236	81.66	1.321	15:48:29.489
8 -	32.994	57.467	131.8	1:00.047	2:30.508 (3)	82.06	0.593	15:50:59.997
9 -	32.513	57.878	128.5	1:00.886	2:31.277	81.64	1.362	15:53:31.274
10 -	32.737	57.443	130.3	1:00.307	2:30.487 (2)	82.07	0.572	15:56:01.761
11 -	32.469	57.362	128.3	1:00.084	2:29.915 (1)	82.38		15:58:31.676
12 -	33.064	58.881	131.3	59.824	2:31.769	81.37	1.854	16:01:03.445
13 -	32.745	58.218	129.0	1:00.667	2:31.630	81.45	1.715	16:03:35.075
14 -	33.252	58.364	129.5	1:00.677	2:32.293	81.09	2.378	16:06:07.368
15 -	32.691	58.107	130.0	1:01.119	2:31.917	81.30	2.002	16:08:39.285

P12 5		Max FEDLER			BMW M235iR Cup - Matt Young Motorsports			
IDEAL LAP TIME : 2:30.221		BEST LAP TIME : 2:30.699			DIFFERENCE : 0.478			
LAP	SECTOR 1	SECTOR 2		SECTOR 3	LAP TIME	MPH	DIFF	TIME OF DAY
1 -		1:25.210	52.5	1:20.423	3:22.893	60.87	52.194	15:29:12.858
2 -	55.991	1:14.965	66.8	1:16.505	3:27.461	59.53	56.762	15:32:40.319
3 -	33.058	59.009	131.8	1:02.910	2:34.977	79.69	4.278	15:35:15.296
4 -	59.335	1:31.771	50.8	1:38.767	4:09.873	49.42	1:39.174	15:39:25.169
5 -	58.371	1:39.218	49.8	1:26.379	4:03.968	50.62	1:33.269	15:43:29.137
6 -	33.128	58.517	131.5	1:01.402	2:33.047	80.70	2.348	15:46:02.184
7 -	33.480	58.346	132.1	1:00.544	2:32.370	81.05	1.671	15:48:34.554
8 -	32.995	58.400	130.8	1:00.482	2:31.877	81.32	1.178	15:51:06.431
9 -	32.710	58.061	130.5	1:00.194	2:30.965	81.81	0.266	15:53:37.396
10 -	32.590	57.941	131.0	1:00.252	2:30.783 (2)	81.91	0.084	15:56:08.179
11 -	32.614	57.738	131.3	1:00.347	2:30.699 (1)	81.95		15:58:38.878
12 -	32.663	58.203	131.3	1:00.006	2:30.872 (3)	81.86	0.173	16:01:09.750

Weather / Track : Cloudy / Dry

Circuit of the Americas

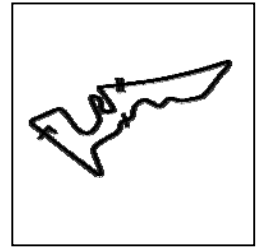
Circuit Length = 3.4308 miles

Start: 15:25 Flag 16:07 End: 16:09

# Grand Prix of Texas

TC

## ROUND 2 - Sunday March 25th 2018 - SECTOR ANALYSIS



SECTOR 1 = FL to I1, SECTOR 2 = I1 to I2, SECTOR 3 = I2 to FL, DIFF = Difference To Personal Best Lap, P = Crossed Finish Line in Pit Lane, D = Time Disallowed

13 -	<b>32.477</b>	57.841	<b>132.8</b>	1:00.558	2:30.876	81.86	0.177	16:03:40.626
14 -	32.904	58.584	129.5	1:00.386	2:31.874	81.32	1.175	16:06:12.500
15 -	32.723	57.948	129.8	1:00.620	2:31.291	81.63	0.592	16:08:43.791

<b>P13 87</b>		<b>Henry SCHMITT</b>			BMW M235iR Cup - Stephen Cameron Racing			
IDEAL LAP TIME : 2:30.125		BEST LAP TIME : 2:30.332			DIFFERENCE : 0.207			
LAP	SECTOR 1	SECTOR 2		SECTOR 3	LAP TIME	MPH	DIFF	TIME OF DAY
1 -		1:25.672	55.7	1:20.184	3:23.412	60.71	53.080	15:29:13.377
2 -	55.926	1:15.163	65.1	1:16.227	3:27.316	59.57	56.984	15:32:40.693
3 -	33.324	58.893	132.1	1:03.540	2:35.757	79.29	5.425	15:35:16.450
4 -	59.048	1:31.825	51.3	1:38.733	4:09.606	49.48	1:39.274	15:39:26.056
5 -	58.262	1:39.588	56.5	1:26.063	4:03.913	50.63	1:33.581	15:43:29.969
6 -	33.303	57.709	126.3	1:01.587	2:32.599	80.93	2.267	15:46:02.568
7 -	32.739	57.594	130.8	<b>59.999</b>	<b>2:30.332 (1)</b>	<b>82.15</b>		<b>15:48:32.900</b>
8 -	32.794	57.603	131.8	1:00.831	2:31.228	81.67	0.896	15:51:04.128
9 -	33.244	57.502	129.5	1:00.825	2:31.571	81.48	1.239	15:53:35.699
10 -	33.273	57.809	130.3	1:00.122	2:31.204	81.68	0.872	15:56:06.903
11 -	33.120	<b>57.492</b>	129.5	1:00.150	2:30.762 (2)	81.92	0.430	15:58:37.665
12 -	32.829	57.815	130.0	1:00.292	2:30.936 (3)	81.82	0.604	16:01:08.601
13 -	33.143	57.888	130.0	1:00.588	2:31.619	81.46	1.287	16:03:40.220
14 -	33.723	58.718	<b>132.3</b>	1:00.328	2:32.769	80.84	2.437	16:06:12.989
15 -	<b>32.634</b>	57.953	131.8	1:01.116	2:31.703	81.41	1.371	16:08:44.692

<b>P14 66</b>		<b>Daren JORGENSEN</b>			BMW M235iR Cup - RHC Lawrence-Strom			
IDEAL LAP TIME : 2:31.557		BEST LAP TIME : 2:31.680			DIFFERENCE : 0.123			
LAP	SECTOR 1	SECTOR 2		SECTOR 3	LAP TIME	MPH	DIFF	TIME OF DAY
1 -		1:26.579	54.7	1:20.357	3:25.432	60.12	53.752	15:29:15.397
2 -	55.638	1:15.849	66.9	1:15.727	3:27.214	59.60	55.534	15:32:42.611
3 -	32.947	58.564	126.8	1:04.012	2:35.523	79.41	3.843	15:35:18.134
4 -	58.370	1:31.925	51.5	1:38.731	4:09.026	49.59	1:37.346	15:39:27.160
5 -	58.185	1:39.488	48.2	1:26.027	4:03.700	50.68	1:32.020	15:43:30.860
6 -	33.643	59.082	131.8	1:01.016	2:33.741	80.33	2.061	15:46:04.601
7 -	32.830	<b>58.308</b>	132.1	<b>1:00.542</b>	<b>2:31.680 (1)</b>	<b>81.42</b>		<b>15:48:36.281</b>
8 -	<b>32.707</b>	58.573	<b>132.3</b>	1:00.794	2:32.074 (2)	81.21	0.394	15:51:08.355
9 -	32.905	58.840	129.3	1:01.100	2:32.845	80.80	1.165	15:53:41.200
10 -	33.172	58.839	130.3	1:00.829	2:32.840 (3)	80.80	1.160	15:56:14.040
11 -	33.010	59.436	129.8	1:01.183	2:33.629	80.39	1.949	15:58:47.669
12 -	33.310	59.562	129.5	1:01.586	2:34.458	79.96	2.778	16:01:22.127
13 -	33.048	59.377	129.8	1:01.761	2:34.186	80.10	2.506	16:03:56.313
14 -	33.427	59.683	130.0	1:01.379	2:34.489	79.94	2.809	16:06:30.802
15 -	33.149	58.912	130.5	1:01.940	2:34.001	80.20	2.321	16:09:04.803

<b>P15 93</b>		<b>Joshua FORAN</b>			Honda Civic Type R - Team HMA			
IDEAL LAP TIME : 2:33.091		BEST LAP TIME : 2:33.629			DIFFERENCE : 0.538			
LAP	SECTOR 1	SECTOR 2		SECTOR 3	LAP TIME	MPH	DIFF	TIME OF DAY
1 -		1:26.171	56.6	1:20.097	3:24.131	60.50	50.502	15:29:14.096
2 -	56.183	1:15.144	72.0	1:16.042	3:27.369	59.56	53.740	15:32:41.465
3 -	<b>33.400</b>	<b>58.806</b>	128.5	1:04.983	2:37.189	78.57	3.560	15:35:18.654
4 -	58.358	1:32.345	46.6	1:38.421	4:09.124	49.57	1:35.495	15:39:27.778
5 -	58.180	1:39.663	44.9	1:25.541	4:03.384	50.74	1:29.755	15:43:31.162
6 -	33.772	59.597	<b>128.8</b>	<b>1:00.885</b>	2:34.254 (2)	80.06	0.625	15:46:05.416
7 -	33.483	58.874	127.0	1:01.272	<b>2:33.629 (1)</b>	<b>80.39</b>		<b>15:48:39.045</b>
8 -	34.172	59.603	125.2	1:01.232	2:35.007	79.67	1.378	15:51:14.052
9 -	33.547	59.290	125.2	1:01.917	2:34.754	79.80	1.125	15:53:48.806
10 -	33.466	59.928	125.4	1:01.785	2:35.179	79.59	1.550	15:56:23.985
11 -	33.709	59.222	124.9	1:02.619	2:35.550	79.40	1.921	15:58:59.535

Weather / Track : Cloudy / Dry

Circuit of the Americas

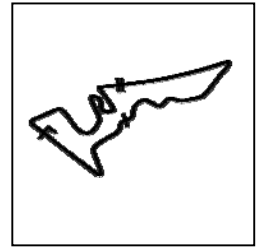
Circuit Length = 3.4308 miles

Start: 15:25 Flag 16:07 End: 16:09

# Grand Prix of Texas

TC

## ROUND 2 - Sunday March 25th 2018 - SECTOR ANALYSIS



SECTOR 1 = FL to I1, SECTOR 2 = I1 to I2, SECTOR 3 = I2 to FL, DIFF = Difference To Personal Best Lap, P = Crossed Finish Line in Pit Lane, D = Time Disallowed

12 -	34.590	59.327	124.2	1:01.525	2:35.442	79.45	1.813	16:01:34.977
13 -	33.487	59.364	124.0	1:01.832	2:34.683	79.84	1.054	16:04:09.660
14 -	33.739	1:01.537	125.2	1:01.838	2:37.114	78.61	3.485	16:06:46.774
15 -	33.811	59.214	124.9	1:01.313	2:34.338 (3)	80.02	0.709	16:09:21.112

<b>P16</b>	<b>81</b>	<b>Jacob RUUD</b>			BMW M235iR Cup - Winding Road Team TFB			
IDEAL LAP TIME :		BEST LAP TIME : 3:28.679		DIFFERENCE :				
LAP	SECTOR 1	SECTOR 2	SECTOR 3	LAP TIME	MPH	DIFF	TIME OF DAY	
1 -				3:18.950	62.08		15:29:08.914	
2 -				3:28.679 (1)	59.18		15:32:37.594	

Weather / Track : Cloudy / Dry

# Grand Prix of Texas

TC

## ROUND 2 - Sunday March 25th 2018 - BEST SECTORS

SECTOR 1			SECTOR 2			SECTOR 3			IDEAL / BEST COMPARISON						
POS	NO	NAME	TIME	NO	NAME	TIME	NO	NAME	TIME	POS	NO	NAME	IDEAL	BEST	DIFF
													<b>PERFECT LAP</b>	<b>2:26.457</b>	
1	3	KOZAROV	31.903	97	RIVERA	56.122	3	KOZAROV	58.432	1	3	KOZAROV	2:26.471	2:26.753	0.282
2	97	RIVERA	32.022	3	KOZAROV	56.136	26	TRAVIS	58.498	2	97	RIVERA	2:26.767	2:26.767	0.000
3	91	WITTMER	32.170	23	STREIMER	56.323	80	SCHWARTZ	58.553	3	80	SCHWARTZ	2:27.096	2:27.340	0.244
4	23	STREIMER	32.175	78	RICCA	56.338	97	RIVERA	58.623	4	26	TRAVIS	2:27.184	2:27.431	0.247
5	80	SCHWARTZ	32.183	80	SCHWARTZ	56.360	91	WITTMER	58.846	5	91	WITTMER	2:27.721	2:28.073	0.352
6	26	TRAVIS	32.215	26	TRAVIS	56.471	20	NIMKOFF	59.105	6	23	STREIMER	2:27.881	2:27.974	0.093
7	78	RICCA	32.217	20	NIMKOFF	56.694	23	STREIMER	59.383	7	78	RICCA	2:28.023	2:28.002	-0.020
8	20	NIMKOFF	32.335	91	WITTMER	56.705	27	CLUNIE	59.413	8	20	NIMKOFF	2:28.134	2:28.271	0.137
9	02	BRUMMOND	32.469	27	CLUNIE	57.189	78	RICCA	59.468	9	27	CLUNIE	2:29.157	2:29.267	0.110
10	5	FEDLER	32.477	19	QUINLAN	57.288	02	BRUMMOND	59.824	10	02	BRUMMOND	2:29.655	2:29.915	0.260
11	27	CLUNIE	32.555	02	BRUMMOND	57.362	19	QUINLAN	59.945	11	19	QUINLAN	2:29.793	2:30.060	0.267
12	19	QUINLAN	32.560	87	SCHMITT	57.492	87	SCHMITT	59.999	12	87	SCHMITT	2:30.125	2:30.332	0.207
13	87	SCHMITT	32.634	5	FEDLER	57.738	5	FEDLER	1:00.006	13	5	FEDLER	2:30.221	2:30.699	0.478
14	66	JORGENSEN	32.707	66	JORGENSEN	58.308	66	JORGENSEN	1:00.542	14	66	JORGENSEN	2:31.557	2:31.680	0.123
15	93	FORAN	33.400	93	FORAN	58.806	93	FORAN	1:00.885	15	93	FORAN	2:33.091	2:33.629	0.538
16										16	81	RUUD		3:28.679	
17															

Weather / Track : Cloudy / Dry

Results can be found at [www.tsl-timing.com](http://www.tsl-timing.com)

Circuit of the Americas  
 Circuit Length = 3.4308 miles  
 Start: 15:25 Flag 16:07 End: 16:09

Printed - 16:11 Sunday, March 25, 2018



# Grand Prix of Texas

TC

## ROUND 2 - Sunday March 25th 2018 - BEST SPEEDS

POS	INTERMEDIATE 1		INTERMEDIATE 2		FINISH LINE	
	NO	NAME	MPH	NO	NAME	MPH
1			23	STREIMER	137.2	
2			78	RICCA	136.3	
3			97	RIVERA	134.2	
4			80	SCHWARTZ	134.2	
5			91	WITTMER	134.2	
6			26	TRAVIS	133.9	
7			27	CLUNIE	133.9	
8			3	KOZAROV	132.8	
9			20	NIMKOFF	132.8	
10			19	QUINLAN	132.8	
11			5	FEDLER	132.8	
12			87	SCHMITT	132.3	
13			66	JORGENSEN	132.3	
14			02	BRUMMOND	131.8	
15			93	FORAN	128.8	
16						
17						

Weather / Track : Cloudy / Dry

Results can be found at [www.tsl-timing.com](http://www.tsl-timing.com)

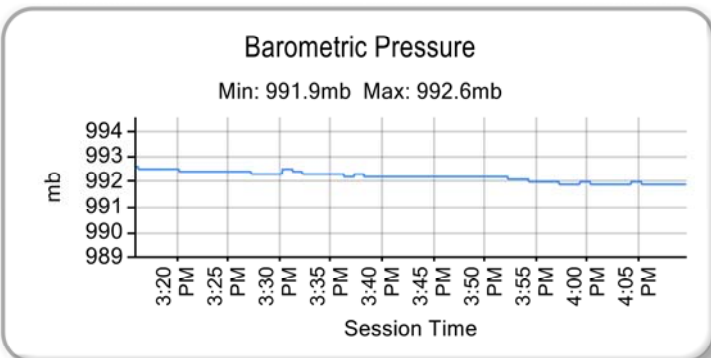
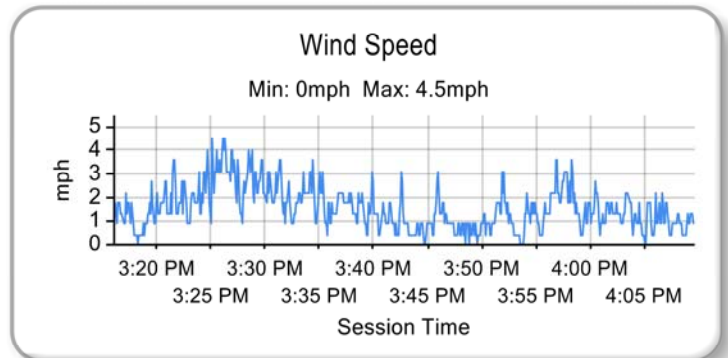
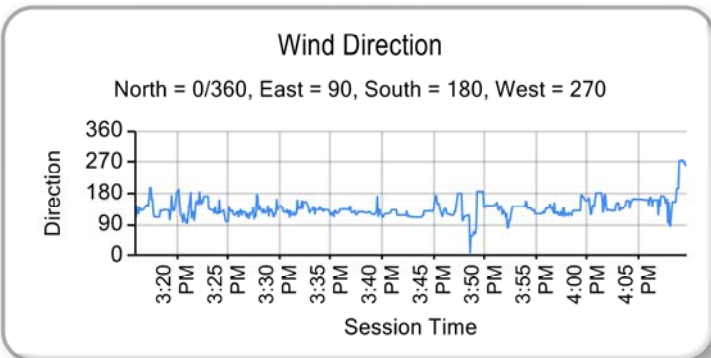
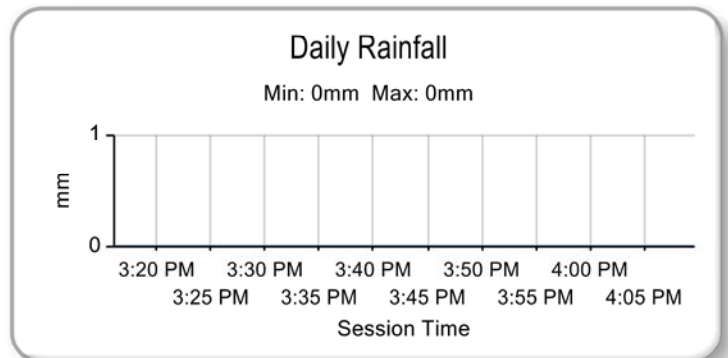
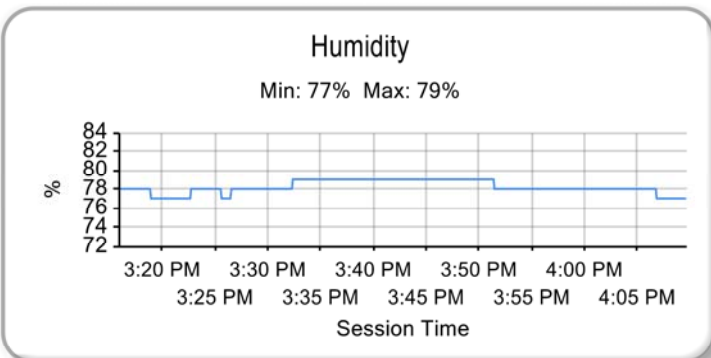
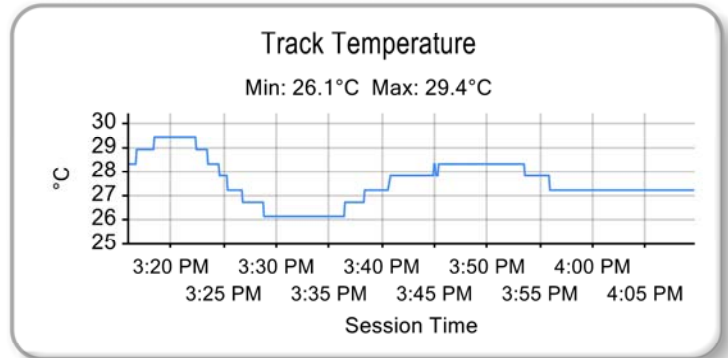
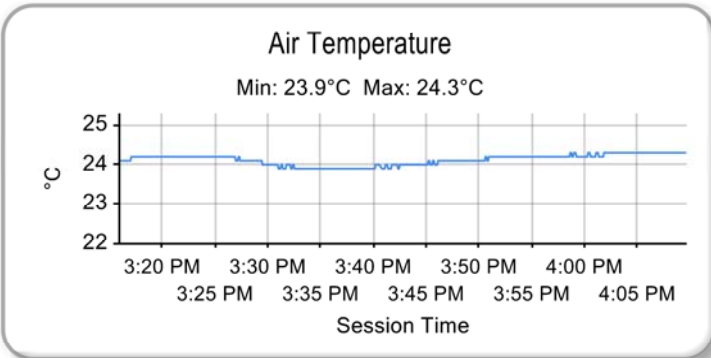
Circuit of the Americas  
Circuit Length = 3.4308 miles  
Start: 15:25 Flag 16:07 End: 16:09

Printed - 16:12 Sunday, March 25, 2018

# Grand Prix of Texas

TC

## ROUND 2 - Sunday March 25th 2018 - WEATHER CONDITIONS



Weather / Track : Cloudy / Dry

Results can be found at [www.tsl-timing.com](http://www.tsl-timing.com)

Circuit of the Americas  
Circuit Length = 3.4308 miles  
Start: 15:25 Flag 16:07 End: 16:09

Printed - 16:14 Sunday, March 25, 2018