



TCR/TCA

Circuit of the Americas

March 23rd – 25th, 2018



Results Provided by Timing Solutions Ltd
www.tsl-timing.com

Grand Prix of Texas

TCR/TCA

PRACTICE 1 - Friday March 23rd 2018 - CLASSIFICATION



POS	NO	CL	PIC NAME	ENTRY	TIME	ON	LAPS	GAP	DIFF	MPH
1	70	TCR	1 Martin JENSEN	Alfa Romeo Giulietta TCR - Alfatr.U.S.A	2:21.922	5	9			87.02
2	43	TCR	2 Ryan EVERSLEY	Honda Civic Type-R TCR - RealTime Racing	2:22.297	5	6	0.375	0.375	86.79
3	98	TCR	3 Michael LEWIS	Hyundai I30 N TCR - Bryan Herta Autosport with Curb-Ag	2:22.475	7	11	0.553	0.178	86.68
4	74	TCR	4 Matt FASSNACHT	Audi Sport RS3 LMS - Murillo Racing	2:22.603	9	10	0.681	0.128	86.61
5	77	TCR	5 JT COUPAL	Audi Sport RS3 LMS - Compass Racing	2:22.688	4	8	0.766	0.085	86.55
6	99	TCR	6 Mark WILKINS	Hyundai I30 N TCR - Bryan Herta Autosport with Curb Ag	2:22.844	5	10	0.922	0.156	86.46
7	71	TCR	7 Michael HURCZYN	Volkswagen Golf GTI TCR - FCP Euro by HRD	2:23.031	4	11	1.109	0.187	86.35
8	69	TCR	8 Anthony GERACI	Audi Sport RS3 LMS - Heinlein Racing Development	2:23.061	6	10	1.139	0.030	86.33
9	72	TCR	9 Nate VINCENT	Volkswagen Golf GTI TCR - FCP Euro by HRD	2:23.082	4	8	1.160	0.021	86.32
10	12	TCR	10 Mason FILIPPI	Volkswagen Golf GTI TCR - TFB	2:23.261	4	9	1.339	0.179	86.21
11	73	TCR	11 Dwight MERRIMAN	Volkswagen Golf GTI TCR - Heinlein Racing Developmen	2:23.540	5	11	1.618	0.279	86.04
12	18	TCR	12 Jarett ANDRETTI	Volkswagen Golf GTI TCR - Copeland Motorsports	2:24.702	4	9	2.780	1.162	85.35
13	44	TCR	13 Nick ESAYIAN	Honda Civic Type-R TCR - RealTime Racing	2:28.558	5	10	6.636	3.856	83.13
14	2	TCR	14 Jeremy DANIEL	Audi Sport RS3 LMS - The Racing Company	2:29.990	3	6	8.068	1.432	82.34
15	4	TCA	1 Bryan ORTIZ	Mazda Global Mx5 Cup - Copeland Motorsports	2:35.749	9	10	13.827	5.759	79.30
16	94	TCA	2 Tom O'GORMAN	Honda Civic Si - RealTime Racing	2:35.765	5	12	13.843	0.016	79.29
17	24	TCA	3 Kenny MURILLO	Mazda Global Mx5 Cup - Murillo Racing	2:36.394	3	10	14.472	0.629	78.97
18	30	TCA	4 Travis WASHAY	Volkswagen Golf GTI - Indian Summer Racing	2:37.086	5	9	15.164	0.692	78.62
19	13	TCA	5 John MAURO	Mazda Global Mx5 Cup - Atlanta Motorsports Group/Maur	2:38.026	5	10	16.104	0.940	78.15
20	22	TCA	6 Breton WILLIAMS	Subaru BRZ IS - TechSport Racing	2:38.836	5	10	16.914	0.810	77.75
21	54	TCA	7 Austin ALLISON	Mazda Global Mx5 Cup - Jason Hoover Motorsports	2:39.384	5	11	17.462	0.548	77.49
22	55	TCA	8 Moisey URETSKY	Mazda Global Mx5 Cup - Murillo Racing	2:40.770	10	11	18.848	1.386	76.82
23	25	TCA	9 P.J. GROENKE	Subaru BRZ IS - TechSport Racing	2:41.030	7	11	19.108	0.260	76.69
24	10	TCA	10 Jenny GANNETT	Mazda Global Mx5 Cup - Ian Lacy Racing	2:47.172	8	10	25.250	6.142	73.88
25	95	TCA	11 Eric POWELL	Subaru BRZ IS - TechSport Racing	2:49.220	2	3	27.298	2.048	72.98
26	89	TCA	12 Jeff SEXTON	Subaru BRZ IS - TechSport Racing			1			

Weather / Track : Cloudy / Dry

These results are provisional until the conclusion of any judicial and technical matters.

Circuit of the Americas

Circuit Length = 3.4308 miles

Start: 11:35 Flag 12:05 End: 12:10

Chief Steward :

Chief of Timing

Results can be found at www.tsl-timing.com

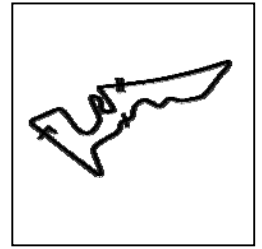
Printed - 12:12 Friday, March 23, 2018



Grand Prix of Texas

TCR/TCA

PRACTICE 1 - Friday March 23rd 2018 - SECTOR ANALYSIS



SECTOR 1 = FL to I1, SECTOR 2 = I1 to I2, SECTOR 3 = I2 to FL, DIFF = Difference To Personal Best Lap, P = Crossed Finish Line in Pit Lane, D = Time Disallowed

P1 70 TCR		Martin JENSEN			Alfa Romeo Giulietta TCR - Alfatcr.USA			
IDEAL LAP TIME : 2:21.389		BEST LAP TIME : 2:21.922		DIFFERENCE : 0.533				
LAP	SECTOR 1	SECTOR 2		SECTOR 3	LAP TIME	MPH	DIFF	TIME OF DAY
1 -	OUTLAP	1:03.217	107.2	1:03.476				11:38:46.053
2 -	31.543	54.515	136.3	57.598	2:23.656	85.97	1.734	11:41:09.709
3 -	31.375	53.699	130.5	58.506	2:23.580	86.02	1.658	11:43:33.289
4 -	31.145	54.530	138.3	57.534	2:23.209 (3)	86.24	1.287	11:45:56.498
5 -	30.651	54.003	136.1	57.268	2:21.922 (1)	87.02		11:48:18.420
6 -	30.949	55.663	129.0	IN PIT	2:35.949 P	79.19	14.027	11:50:54.369
7 -	OUTLAP	1:00.946	103.5	1:00.261	5:11.688	39.62	2:49.766	11:56:06.057
8 -	30.675	54.411	136.6	57.039	2:22.125 (2)	86.90	0.203	11:58:28.182
9 -	30.914	54.873	128.3	IN PIT	2:31.136 P	81.72	9.214	12:00:59.318

P2 43 TCR		Ryan EVERSLEY			Honda Civic Type-R TCR - RealTime Racing			
IDEAL LAP TIME : 2:22.297		BEST LAP TIME : 2:22.297		DIFFERENCE : 0.000				
LAP	SECTOR 1	SECTOR 2		SECTOR 3	LAP TIME	MPH	DIFF	TIME OF DAY
1 -	OUTLAP	1:02.126	128.5	1:03.058				11:38:58.701
2 -	31.108	54.400	134.7	58.569	2:24.077 (2)	85.72	1.780	11:41:22.778
3 -	31.035	54.688	129.3	IN PIT	2:29.932 P	82.37	7.635	11:43:52.710
4 -	OUTLAP	58.401	133.9	58.404	14:01.584	14.67	11:39.287	11:57:54.294
5 -	30.838	54.255	135.0	57.204	2:22.297 (1)	86.79		12:00:16.591
6 -	32.362	57.151	124.2	IN PIT	2:39.850 P	77.26	17.553	12:02:56.441

P3 98 TCR		Michael LEWIS			Hyundai I30 N TCR - Bryan Herta Autosport with Curb-Agajanian			
IDEAL LAP TIME : 2:22.159		BEST LAP TIME : 2:22.475		DIFFERENCE : 0.316				
LAP	SECTOR 1	SECTOR 2		SECTOR 3	LAP TIME	MPH	DIFF	TIME OF DAY
1 -	OUTLAP	1:06.268	86.9	1:09.612				11:39:52.854
2 -	34.759	59.025	98.3	1:02.114	2:35.898	79.22	13.423	11:42:28.752
3 -	32.644	56.540	120.4	58.614	2:27.798	83.56	5.323	11:44:56.550
4 -	31.435	55.243	137.5	58.730	2:25.408	84.93	2.933	11:47:21.958
5 -	30.757	54.365	138.0	58.024	2:23.146 (3)	86.28	0.671	11:49:45.104
6 -	31.152	54.353	118.3	57.873	2:23.378	86.14	0.903	11:52:08.482
7 -	30.564	54.155	140.1	57.756	2:22.475 (1)	86.68		11:54:30.957
8 -	31.629	58.776	119.4	1:00.574	2:30.979	81.80	8.504	11:57:01.936
9 -	32.971	57.440	128.0	1:00.600	2:31.011	81.78	8.536	11:59:32.947
10 -	31.289	53.914	138.6	57.681	2:22.884 (2)	86.44	0.409	12:01:55.831
11 -	31.706	55.903	139.2	IN PIT	2:30.145 P	82.25	7.670	12:04:25.976

P4 74 TCR		Matt FASSNACHT			Audi Sport RS3 LMS - Murillo Racing			
IDEAL LAP TIME : 2:22.603		BEST LAP TIME : 2:22.603		DIFFERENCE : 0.000				
LAP	SECTOR 1	SECTOR 2		SECTOR 3	LAP TIME	MPH	DIFF	TIME OF DAY
1 -	OUTLAP	1:01.395	113.9	1:04.294				11:38:13.617
2 -	31.681	56.624	132.8	59.149	2:27.454	83.76	4.851	11:40:41.071
3 -	31.288	55.505	134.2	57.612	2:24.405	85.52	1.802	11:43:05.476
4 -	31.006	55.157	135.0	57.379	2:23.542 (3)	86.04	0.939	11:45:29.018
5 -	30.949	54.813	136.1	57.390	2:23.152 (2)	86.27	0.549	11:47:52.170
6 -	31.098	56.295	135.0	58.089	2:25.482	84.89	2.879	11:50:17.652
7 -	30.934	55.131	135.8	IN PIT	2:29.870 P	82.41	7.267	11:52:47.522
8 -	OUTLAP	54.968	131.8	58.912	4:10.284	49.34	1:47.681	11:56:57.806
9 -	30.883	54.542	136.1	57.178	2:22.603 (1)	86.61		11:59:20.409
10 -	31.099	55.392	135.8	IN PIT	2:30.456 P	82.08	7.853	12:01:50.865

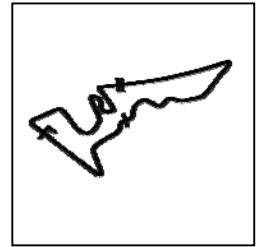
Weather / Track : Cloudy / Dry

Circuit of the Americas
 Circuit Length = 3.4308 miles
 Start: 11:35 Flag 12:05 End: 12:10

Grand Prix of Texas

TCR/TCA

PRACTICE 1 - Friday March 23rd 2018 - SECTOR ANALYSIS



SECTOR 1 = FL to I1, SECTOR 2 = I1 to I2, SECTOR 3 = I2 to FL, DIFF = Difference To Personal Best Lap, P = Crossed Finish Line in Pit Lane, D = Time Disallowed

P5 77 TCR JT COUPAL		Audi Sport RS3 LMS - Compass Racing					
IDEAL LAP TIME : 2:22.255		BEST LAP TIME : 2:22.688		DIFFERENCE : 0.433			
LAP	SECTOR 1	SECTOR 2	SECTOR 3	LAP TIME	MPH	DIFF	TIME OF DAY
1 -	OUTLAP	1:01.517	101.5	1:05.678			11:38:16.133
2 -	32.247	55.297	123.3	1:00.485	2:28.029	83.43	5.341 11:40:44.162
3 -	31.121	55.947	136.9	57.099	2:24.167 (2)	85.67	1.479 11:43:08.329
4 -	30.898	54.258	137.5	57.532	2:22.688 (1)	86.55	11:45:31.017
5 -	31.100	54.874	137.2	58.794	2:24.768 (3)	85.31	2.080 11:47:55.785
6 -	31.548	55.434	136.3	59.191	2:26.173	84.49	3.485 11:50:21.958
7 -	31.572	55.484	137.2	58.307	2:25.363	84.96	2.675 11:52:47.321
8 -	31.242	57.526	119.6	IN PIT	2:37.211 P	78.56	14.523 11:55:24.532

P6 99 TCR Mark WILKINS		Hyundai I30 N TCR - Bryan Herta Autosport with Curb Agajanian					
IDEAL LAP TIME : 2:22.314		BEST LAP TIME : 2:22.844		DIFFERENCE : 0.530			
LAP	SECTOR 1	SECTOR 2	SECTOR 3	LAP TIME	MPH	DIFF	TIME OF DAY
1 -	OUTLAP	1:08.137	88.1	1:06.614			11:39:54.930
2 -	34.481	1:00.748	115.5	1:02.041	2:37.270	78.53	14.426 11:42:32.200
3 -	31.500	55.801	125.2	59.369	2:26.670	84.20	3.826 11:44:58.870
4 -	31.030	54.798	129.5	59.078	2:24.906	85.23	2.062 11:47:23.776
5 -	30.965	54.008	139.2	57.871	2:22.844 (1)	86.46	11:49:46.620
6 -	31.275	54.443	136.3	58.834	2:24.552	85.44	1.708 11:52:11.172
7 -	31.046	54.276	127.5	57.798	2:23.120 (2)	86.29	0.276 11:54:34.292
8 -	30.804	55.472	129.3	IN PIT	2:30.376 P	82.13	7.532 11:57:04.668
9 -	OUTLAP	54.943	135.2	57.953	5:47.964	35.49	3:25.120 12:02:52.632
10 -	30.663	53.853	138.6	58.791	2:23.307 (3)	86.18	0.463 12:05:15.939

P7 71 TCR Michael HURCZYN		Volkswagen Golf GTI TCR - FCP Euro by HRD					
IDEAL LAP TIME : 2:22.320		BEST LAP TIME : 2:23.031		DIFFERENCE : 0.711			
LAP	SECTOR 1	SECTOR 2	SECTOR 3	LAP TIME	MPH	DIFF	TIME OF DAY
1 -	OUTLAP	1:07.009	99.7	IN PIT			11:38:05.404
2 -	OUTLAP	57.119	130.0	59.334	3:34.601	57.55	1:11.570 11:41:40.005
3 -	31.278	55.519	137.7	57.954	2:24.751	85.32	1.720 11:44:04.756
4 -	31.332	54.139	138.0	57.560	2:23.031 (1)	86.35	11:46:27.787
5 -	31.207	55.251	137.5	58.400	2:24.858	85.26	1.827 11:48:52.645
6 -	30.798	54.679	138.6	57.711	2:23.188	86.25	0.157 11:51:15.833
7 -	30.811	54.935	137.2	57.383	2:23.129 (2)	86.29	0.098 11:53:38.962
8 -	31.013	54.539	138.6	57.624	2:23.176 (3)	86.26	0.145 11:56:02.138
9 -	30.893	56.448	138.6	1:00.480	2:27.821	83.55	4.790 11:58:29.959
10 -	30.809	54.638	137.5	57.926	2:23.373	86.14	0.342 12:00:53.332
11 -	31.087	55.067	137.2	IN PIT	2:26.470 P	84.32	3.439 12:03:19.802

P8 69 TCR Anthony GERACI		Audi Sport RS3 LMS - Heinlein Racing Development					
IDEAL LAP TIME : 2:22.528		BEST LAP TIME : 2:23.061		DIFFERENCE : 0.533			
LAP	SECTOR 1	SECTOR 2	SECTOR 3	LAP TIME	MPH	DIFF	TIME OF DAY
1 -	OUTLAP	1:09.500	82.4	1:15.357			11:38:30.793
2 -	35.845	1:02.418	113.7	1:02.404	2:40.667	76.87	17.606 11:41:11.460
3 -	31.655	54.858	137.5	59.208	2:25.721	84.75	2.660 11:43:37.181
4 -	34.270	1:03.683	91.3	IN PIT	2:49.318 P	72.94	26.257 11:46:26.499
5 -	OUTLAP	58.452	123.3	59.977	6:48.608	30.22	4:25.547 11:53:15.107
6 -	31.578	54.152	140.3	57.331	2:23.061 (1)	86.33	11:55:38.168
7 -	31.338	54.331	139.8	57.603	2:23.272 (3)	86.20	0.211 11:58:01.440
8 -	31.580	54.268	140.1	57.410	2:23.258 (2)	86.21	0.197 12:00:24.698
9 -	31.045	54.179	140.1	58.211	2:23.435	86.10	0.374 12:02:48.133
10 -	31.536	55.513	133.1	IN PIT	2:29.430 P	82.65	6.369 12:05:17.563

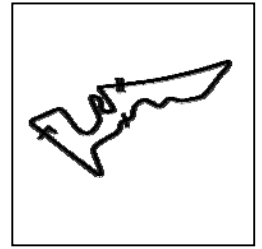
Weather / Track : Cloudy / Dry

Circuit of the Americas
 Circuit Length = 3.4308 miles
 Start: 11:35 Flag 12:05 End: 12:10

Grand Prix of Texas

TCR/TCA

PRACTICE 1 - Friday March 23rd 2018 - SECTOR ANALYSIS



SECTOR 1 = FL to I1, SECTOR 2 = I1 to I2, SECTOR 3 = I2 to FL, DIFF = Difference To Personal Best Lap, P = Crossed Finish Line in Pit Lane, D = Time Disallowed

P9 72 TCR		Nate VINCENT		Volkswagen Golf GTI TCR - FCP Euro by HRD				
IDEAL LAP TIME : 2:22.884		BEST LAP TIME : 2:23.082		DIFFERENCE : 0.198				
LAP	SECTOR 1	SECTOR 2		SECTOR 3	LAP TIME	MPH	DIFF	TIME OF DAY
1 -	OUTLAP	1:07.964	105.5	1:05.567				11:38:12.921
2 -	32.174	55.400	131.3	58.218	2:25.792	84.71	2.710	11:40:38.713
3 -	30.984	54.805	136.9	57.893	2:23.682 (2)	85.96	0.600	11:43:02.395
4 -	31.074	54.245	136.6	57.763	2:23.082 (1)	86.32		11:45:25.477
5 -	31.438	56.168	135.8	57.863	2:25.469	84.90	2.387	11:47:50.946
6 -	31.566	57.503	129.8	59.251	2:28.320	83.27	5.238	11:50:19.266
7 -	31.363	54.137	137.2	58.586	2:24.086 (3)	85.71	1.004	11:52:43.352
8 -	33.069	57.438	119.4	IN PIT	2:34.586 P	79.89	11.504	11:55:17.938

P10 12 TCR		Mason FILIPPI		Volkswagen Golf GTI TCR - TFB				
IDEAL LAP TIME : 2:22.571		BEST LAP TIME : 2:23.261		DIFFERENCE : 0.690				
LAP	SECTOR 1	SECTOR 2		SECTOR 3	LAP TIME	MPH	DIFF	TIME OF DAY
1 -	OUTLAP	1:10.217	106.8	1:02.780				11:38:43.667
2 -	31.546	55.355	133.1	58.544	2:25.445	84.91	2.184	11:41:09.112
3 -	30.961	54.459	136.3	58.292	2:23.712 (3)	85.94	0.451	11:43:32.824
4 -	30.721	54.311	138.3	58.229	2:23.261 (1)	86.21		11:45:56.085
5 -	31.366	54.433	138.6	IN PIT	2:28.970 P	82.90	5.709	11:48:25.055
6 -	OUTLAP	54.752	131.5	57.690	5:21.129	38.46	2:57.868	11:53:46.184
7 -	31.060	54.863	126.3	57.539	2:23.462 (2)	86.09	0.201	11:56:09.646
8 -	31.159	55.053	137.2	IN PIT	2:28.414 P	83.21	5.153	11:58:38.060
9 -	OUTLAP	55.351	130.8	58.058	6:56.920	29.62	4:33.659	12:05:34.980

P11 73 TCR		Dwight MERRIMAN		Volkswagen Golf GTI TCR - Heinlein Racing Development				
IDEAL LAP TIME : 2:23.371		BEST LAP TIME : 2:23.540		DIFFERENCE : 0.169				
LAP	SECTOR 1	SECTOR 2		SECTOR 3	LAP TIME	MPH	DIFF	TIME OF DAY
1 -	OUTLAP	1:05.654	106.8	1:08.962				11:38:14.840
2 -	32.313	55.354	131.5	1:01.179	2:28.846	82.97	5.306	11:40:43.686
3 -	31.078	56.968	132.3	57.572	2:25.618	84.81	2.078	11:43:09.304
4 -	31.212	55.119	136.3	57.594	2:23.925 (2)	85.81	0.385	11:45:33.229
5 -	31.043	55.218	135.8	57.279	2:23.540 (1)	86.04		11:47:56.769
6 -	32.160	56.390	136.3	57.719	2:26.269	84.43	2.729	11:50:23.038
7 -	31.075	55.588	137.5	58.089	2:24.752	85.32	1.212	11:52:47.790
8 -	31.172	56.845	134.7	58.016	2:26.033	84.57	2.493	11:55:13.823
9 -	31.277	55.433	136.3	57.240	2:23.950 (3)	85.79	0.410	11:57:37.773
10 -	31.012	55.158	136.3	57.892	2:24.062	85.73	0.522	12:00:01.835
11 -	31.727	55.956	136.9	IN PIT	2:32.718 P	80.87	9.178	12:02:34.553

P12 18 TCR		Jarett ANDRETTI		Volkswagen Golf GTI TCR - Copeland Motorsports				
IDEAL LAP TIME : 2:23.655		BEST LAP TIME : 2:24.702		DIFFERENCE : 1.047				
LAP	SECTOR 1	SECTOR 2		SECTOR 3	LAP TIME	MPH	DIFF	TIME OF DAY
1 -	OUTLAP	1:03.351	105.8	1:05.640				11:38:15.619
2 -	32.288	55.643	129.0	1:02.051	2:29.982 (3)	82.34	5.280	11:40:45.601
3 -	30.888	55.735	137.2	58.098	2:24.721 (2)	85.34	0.019	11:43:10.322
4 -	31.234	54.669	138.6	58.799	2:24.702 (1)	85.35		11:45:35.024
5 -	30.940	55.810	137.2	IN PIT	2:27.336 P	83.82	2.634	11:48:02.360
6 -	OUTLAP	57.357	134.7	59.921	6:06.230	33.72	3:41.528	11:54:08.590
7 -	31.530	55.664	136.9	IN PIT	2:32.287 P	81.10	7.585	11:56:40.877
8 -	OUTLAP	55.387	136.1	1:00.539	2:50.680	72.36	25.978	11:59:31.557
9 -	43.122	55.212	137.2	IN PIT	2:41.904 P	76.28	17.202	12:02:13.461

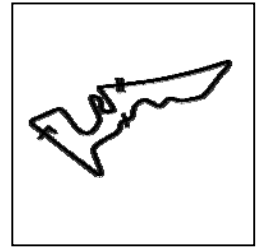
Weather / Track : Cloudy / Dry

Circuit of the Americas
 Circuit Length = 3.4308 miles
 Start: 11:35 Flag 12:05 End: 12:10

Grand Prix of Texas

TCR/TCA

PRACTICE 1 - Friday March 23rd 2018 - SECTOR ANALYSIS



SECTOR 1 = FL to I1, SECTOR 2 = I1 to I2, SECTOR 3 = I2 to FL, DIFF = Difference To Personal Best Lap, P = Crossed Finish Line in Pit Lane, D = Time Disallowed

P13 44 TCR Nick ESAYIAN		Honda Civic Type-R TCR - RealTime Racing					
IDEAL LAP TIME : 2:27.749		BEST LAP TIME : 2:28.558		DIFFERENCE : 0.809			
LAP	SECTOR 1	SECTOR 2	SECTOR 3	LAP TIME	MPH	DIFF	TIME OF DAY
1 -	OUTLAP	1:02.323	106.6	IN PIT			11:40:03.875
2 -	OUTLAP	1:00.972	125.4	1:03.246	5:20.266	38.56	11:45:24.141
3 -	33.693	56.797	134.2	1:01.046	2:31.536	81.50	11:47:55.677
4 -	32.845	56.716	134.4	59.950	2:29.511 (3)	82.60	11:50:25.188
5 -	32.050	55.959	134.2	1:00.549	2:28.558 (1)	83.13	11:52:53.746
6 -	32.053	1:01.298	134.4	IN PIT	2:39.769 P	77.30	11:55:33.515
7 -	OUTLAP	57.009	133.6	1:00.215	4:01.357	51.17	11:59:34.872
8 -	32.016	56.590	134.2	1:00.302	2:28.908 (2)	82.94	12:02:03.780
9 -	32.223	57.514	134.4	59.974	2:29.711	82.49	12:04:33.491
10 -	32.790	57.732	134.2	59.774	2:30.296	82.17	12:07:03.787

P14 2 TCR Jerimy DANIEL		Audi Sport RS3 LMS - The Racing Company					
IDEAL LAP TIME : 2:28.352		BEST LAP TIME : 2:29.990		DIFFERENCE : 1.638			
LAP	SECTOR 1	SECTOR 2	SECTOR 3	LAP TIME	MPH	DIFF	TIME OF DAY
1 -	OUTLAP	1:01.744	115.1	1:01.723			11:38:34.966
2 -	32.421	57.391	121.7	1:00.369	2:30.181 (2)	82.24	11:41:05.147
3 -	32.128	56.408	132.8	1:01.454	2:29.990 (1)	82.34	11:43:35.137
4 -	32.321	57.249	131.5	IN PIT	2:32.766 P	80.84	11:46:07.903
5 -	OUTLAP	56.981	137.2	1:00.744	7:07.831	28.86	11:53:15.734
6 -	31.950	56.033	135.8	IN PIT	2:31.497 P	81.52	11:55:47.231

P15 4 TCA Bryan ORTIZ		Mazda Global Mx5 Cup - Copeland Motorsports					
IDEAL LAP TIME : 2:35.588		BEST LAP TIME : 2:35.749		DIFFERENCE : 0.161			
LAP	SECTOR 1	SECTOR 2	SECTOR 3	LAP TIME	MPH	DIFF	TIME OF DAY
1 -	OUTLAP	1:03.576	111.2	1:06.494			11:38:14.639
2 -	35.471	1:00.712	114.9	1:02.078	2:38.261	78.04	11:40:52.900
3 -	34.903	59.924	115.1	1:01.869	2:36.696	78.82	11:43:29.596
4 -	34.551	1:00.594	115.5	1:02.094	2:37.239	78.54	11:46:06.835
5 -	34.750	59.992	115.3	1:01.461	2:36.203 (2)	79.06	11:48:43.038
6 -	34.791	1:00.488	114.9	IN PIT	2:43.471 P	75.55	11:51:26.509
7 -	OUTLAP	1:00.636	114.3	1:01.753	5:53.239	34.96	11:57:19.748
8 -	34.715	1:00.197	117.9	1:01.487	2:36.399 (3)	78.97	11:59:56.147
9 -	34.600	59.836	114.9	1:01.313	2:35.749 (1)	79.30	12:02:31.896
10 -	34.439	1:00.644	114.5	IN PIT	2:43.600 P	75.49	12:05:15.496

P16 94 TCA Tom O'GORMAN		Honda Civic Si - RealTime Racing					
IDEAL LAP TIME : 2:35.051		BEST LAP TIME : 2:35.765		DIFFERENCE : 0.714			
LAP	SECTOR 1	SECTOR 2	SECTOR 3	LAP TIME	MPH	DIFF	TIME OF DAY
1 -	OUTLAP	1:03.974	109.8	1:03.551			11:38:30.005
2 -	35.179	59.218	116.1	1:02.538	2:36.935	78.70	11:41:06.940
3 -	35.132	58.926	118.7	1:02.460	2:36.518	78.91	11:43:43.458
4 -	34.084	59.550	113.5	1:03.826	2:37.460	78.43	11:46:20.918
5 -	34.102	59.571	118.5	1:02.092	2:35.765 (1)	79.29	11:48:56.683
6 -	34.336	1:00.774	116.5	1:02.826	2:37.936	78.20	11:51:34.619
7 -	35.590	1:00.364	114.7	1:02.189	2:38.143	78.09	11:54:12.762
8 -	34.033	59.618	115.7	1:02.450	2:36.101 (3)	79.12	11:56:48.863
9 -	34.355	59.679	111.4	1:02.407	2:36.441	78.94	11:59:25.304
10 -	34.170	59.645	115.9	1:02.230	2:36.045 (2)	79.14	12:02:01.349
11 -	34.135	1:01.695	115.7	1:02.461	2:38.291	78.02	12:04:39.640
12 -	34.129	1:03.182	72.8	IN PIT	2:52.630 P	71.54	12:07:32.270

Weather / Track : Cloudy / Dry

Circuit of the Americas

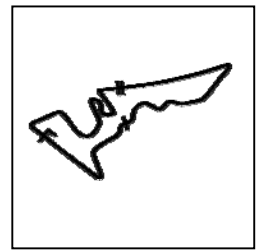
Circuit Length = 3.4308 miles

Start: 11:35 Flag 12:05 End: 12:10

Grand Prix of Texas

TCR/TCA

PRACTICE 1 - Friday March 23rd 2018 - SECTOR ANALYSIS



SECTOR 1 = FL to I1, SECTOR 2 = I1 to I2, SECTOR 3 = I2 to FL, DIFF = Difference To Personal Best Lap, P = Crossed Finish Line in Pit Lane, D = Time Disallowed

P17 24 TCA		Kenny MURILLO			Mazda Global Mx5 Cup - Murillo Racing			
IDEAL LAP TIME : 2:35.919		BEST LAP TIME : 2:36.394		DIFFERENCE : 0.475				
LAP	SECTOR 1	SECTOR 2		SECTOR 3	LAP TIME	MPH	DIFF	TIME OF DAY
1 -	OUTLAP	1:06.869	113.5	1:06.728				11:38:25.388
2 -	34.795	1:00.477	115.9	1:01.722	2:36.994	78.67	0.600	11:41:02.382
3 -	34.403	59.955	117.1	1:02.036	2:36.394 (1)	78.97		11:43:38.776
4 -	34.790	59.867	113.3	IN PIT	2:41.934	P 76.27	5.540	11:46:20.710
5 -	OUTLAP	1:03.059	113.9	IN PIT	3:13.842	P 63.71	37.448	11:49:34.552
6 -	OUTLAP	1:02.614	110.0	1:05.469	5:44.143	35.88	3:07.749	11:55:18.695
7 -	34.402	1:00.349	116.1	1:02.129	2:36.880	(3) 78.72	0.486	11:57:55.575
8 -	34.330	1:00.126	115.9	1:02.285	2:36.741	(2) 78.79	0.347	12:00:32.316
9 -	34.712	1:01.211	114.7	1:03.539	2:39.462	77.45	3.068	12:03:11.778
10 -	34.423	1:00.508	115.3	IN PIT	2:40.732	P 76.84	4.338	12:05:52.510

P18 30 TCA		Travis WASHAY			Volkswagen Golf GTI - Indian Summer Racing			
IDEAL LAP TIME : 2:37.069		BEST LAP TIME : 2:37.086		DIFFERENCE : 0.017				
LAP	SECTOR 1	SECTOR 2		SECTOR 3	LAP TIME	MPH	DIFF	TIME OF DAY
1 -	OUTLAP	1:20.094	101.6	1:11.514				11:39:00.985
2 -	35.874	1:00.334	122.0	1:04.059	2:40.267	77.06	3.181	11:41:41.252
3 -	34.817	1:00.153	123.8	1:03.286	2:38.256	(3) 78.04	1.170	11:44:19.508
4 -	35.843	59.927	122.4	1:03.246	2:39.016	77.67	1.930	11:46:58.524
5 -	34.154	59.944	123.8	1:02.988	2:37.086 (1)	78.62		11:49:35.610
6 -	34.479	59.964	124.0	1:03.128	2:37.571	(2) 78.38	0.485	11:52:13.181
7 -	34.394	1:00.196	124.0	1:03.687	2:38.277	78.03	1.191	11:54:51.458
8 -	36.821	1:06.935	84.6	IN PIT	3:03.140	P 67.43	26.054	11:57:54.598
9 -	OUTLAP	1:07.242	98.5	IN PIT	5:13.304	P 39.42	2:36.218	12:03:07.902

P19 13 TCA		John MAURO			Mazda Global Mx5 Cup - Atlanta Motorsports Group/Mauro Mot			
IDEAL LAP TIME : 2:37.743		BEST LAP TIME : 2:38.026		DIFFERENCE : 0.283				
LAP	SECTOR 1	SECTOR 2		SECTOR 3	LAP TIME	MPH	DIFF	TIME OF DAY
1 -	OUTLAP	1:05.041	112.5	1:05.134				11:38:43.365
2 -	35.818	1:01.668	114.5	1:03.457	2:40.943	76.74	2.917	11:41:24.308
3 -	35.222	1:01.561	114.9	1:03.405	2:40.188	77.10	2.162	11:44:04.496
4 -	34.908	1:01.284	115.7	1:02.118	2:38.310	(2) 78.01	0.284	11:46:42.806
5 -	34.997	1:01.140	115.3	1:01.889	2:38.026 (1)	78.15		11:49:20.832
6 -	35.051	1:00.946	115.5	IN PIT	2:44.869	P 74.91	6.843	11:52:05.701
7 -	OUTLAP	1:01.832	114.5	IN PIT	3:11.399	P 64.52	33.373	11:55:17.100
8 -	OUTLAP	1:01.803	114.7	1:17.140	3:18.699	62.15	40.673	11:58:35.799
9 -	35.094	1:01.544	114.5	1:02.557	2:39.195	(3) 77.58	1.169	12:01:14.994
10 -	35.103	1:01.730	114.7	IN PIT	2:45.431	P 74.65	7.405	12:04:00.425

P20 22 TCA		Breton WILLIAMS			Subaru BRZ IS - TechSport Racing			
IDEAL LAP TIME : 2:38.158		BEST LAP TIME : 2:38.836		DIFFERENCE : 0.678				
LAP	SECTOR 1	SECTOR 2		SECTOR 3	LAP TIME	MPH	DIFF	TIME OF DAY
1 -	OUTLAP	1:05.381	114.7	1:04.645				11:39:22.670
2 -	38.418	1:01.291	116.9	1:04.078	2:43.787	75.40	4.951	11:42:06.457
3 -	35.443	1:00.654	117.9	1:04.544	2:40.641	76.88	1.805	11:44:47.098
4 -	35.356	1:00.422	117.9	1:04.310	2:40.088	(2) 77.15	1.252	11:47:27.186
5 -	35.120	1:01.034	115.7	1:02.682	2:38.836 (1)	77.75		11:50:06.022
6 -	35.054	1:00.785	117.7	1:04.478	2:40.317	(3) 77.04	1.481	11:52:46.339
7 -	35.117	1:01.150	116.3	IN PIT	2:54.639	P 70.72	15.803	11:55:40.978
8 -	OUTLAP	1:02.332	117.7	1:03.245	4:16.428	48.16	1:37.592	11:59:57.406
9 -	35.301	1:02.860	117.1	1:02.922	2:41.083	76.67	2.247	12:02:38.489
10 -	35.936	1:00.866	117.1	IN PIT	2:49.363	P 72.92	10.527	12:05:27.852

Weather / Track : Cloudy / Dry

Circuit of the Americas

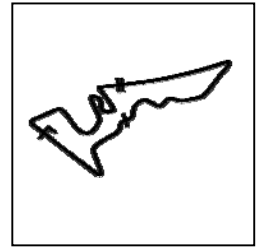
Circuit Length = 3.4308 miles

Start: 11:35 Flag 12:05 End: 12:10

Grand Prix of Texas

TCR/TCA

PRACTICE 1 - Friday March 23rd 2018 - SECTOR ANALYSIS



SECTOR 1 = FL to I1, SECTOR 2 = I1 to I2, SECTOR 3 = I2 to FL, DIFF = Difference To Personal Best Lap, P = Crossed Finish Line in Pit Lane, D = Time Disallowed

P21 54 TCA		Austin ALLISON			Mazda Global Mx5 Cup - Jason Hoover Motorsports			
IDEAL LAP TIME : 2:39.075		BEST LAP TIME : 2:39.384		DIFFERENCE : 0.309				
LAP	SECTOR 1	SECTOR 2		SECTOR 3	LAP TIME	MPH	DIFF	TIME OF DAY
1 -	OUTLAP	1:04.075	108.2	1:05.283				11:38:48.110
2 -	35.730	1:02.561	113.3	1:03.438	2:41.729	76.36	2.345	11:41:29.839
3 -	35.315	1:02.424	112.7	1:03.382	2:41.121	76.65	1.737	11:44:10.960
4 -	35.240	1:01.682	113.1	1:02.782	2:39.704 (2)	77.33	0.320	11:46:50.664
5 -	35.072	1:01.266	112.7	1:03.046	2:39.384 (1)	77.49		11:49:30.048
6 -	35.144	1:01.344	113.1	IN PIT	2:47.147 P	73.89	7.763	11:52:17.195
7 -	OUTLAP	1:02.761	113.7	1:02.756	3:04.290	67.01	24.906	11:55:21.485
8 -	35.425	1:01.650	113.9	1:02.962	2:40.037 (3)	77.17	0.653	11:58:01.522
9 -	35.434	1:01.519	112.5	IN PIT	2:44.616 P	75.02	5.232	12:00:46.138
10 -	OUTLAP	1:01.989	112.5	1:02.737	3:44.945	54.90	1:05.561	12:04:31.083
11 -	35.547	1:02.000	112.5	1:03.188	2:40.735	76.84	1.351	12:07:11.818

P22 55 TCA		Moisey URETSKY			Mazda Global Mx5 Cup - Murillo Racing			
IDEAL LAP TIME : 2:40.217		BEST LAP TIME : 2:40.770		DIFFERENCE : 0.553				
LAP	SECTOR 1	SECTOR 2		SECTOR 3	LAP TIME	MPH	DIFF	TIME OF DAY
1 -	OUTLAP	1:06.460	114.9	1:07.171				11:38:26.715
2 -	35.439	1:03.569	114.3	1:05.193	2:44.201	75.21	3.431	11:41:10.916
3 -	35.582	1:02.541	113.5	1:04.202	2:42.325	76.08	1.555	11:43:53.241
4 -	35.264	1:02.153	114.7	1:03.955	2:41.372	76.53	0.602	11:46:34.613
5 -	35.507	1:01.881	114.5	1:03.681	2:41.069 (2)	76.68	0.299	11:49:15.682
6 -	35.287	1:02.883	111.4	1:03.804	2:41.974	76.25	1.204	11:51:57.656
7 -	35.569	1:02.299	112.7	1:04.001	2:41.869	76.30	1.099	11:54:39.525
8 -	35.403	1:03.336	113.9	1:03.211	2:41.950	76.26	1.180	11:57:21.475
9 -	35.156	1:01.981	114.3	1:03.997	2:41.134 (3)	76.64	0.364	12:00:02.609
10 -	35.244	1:02.243	114.1	1:03.283	2:40.770 (1)	76.82		12:02:43.379
11 -	35.125	1:02.235	114.3	1:04.028	2:41.388	76.52	0.618	12:05:24.767

P23 25 TCA		P.J. GROENKE			Subaru BRZ IS - TechSport Racing			
IDEAL LAP TIME : 2:41.030		BEST LAP TIME : 2:41.030		DIFFERENCE : 0.000				
LAP	SECTOR 1	SECTOR 2		SECTOR 3	LAP TIME	MPH	DIFF	TIME OF DAY
1 -	OUTLAP	1:06.307	103.2	1:07.558				11:37:59.833
2 -	36.981	1:03.395	102.6	1:07.651	2:48.027	73.50	6.997	11:40:47.860
3 -	35.579	1:01.673	117.7	1:06.014	2:43.266	75.64	2.236	11:43:31.126
4 -	35.939	1:02.343	117.5	1:05.140	2:43.422	75.57	2.392	11:46:14.548
5 -	35.384	1:01.564	118.3	1:04.983	2:41.931 (2)	76.27	0.901	11:48:56.479
6 -	35.508	1:01.883	118.9	1:05.258	2:42.649 (3)	75.93	1.619	11:51:39.128
7 -	35.161	1:01.498	118.9	1:04.371	2:41.030 (1)	76.69		11:54:20.158
8 -	35.176	1:02.268	117.9	IN PIT	2:48.102 P	73.47	7.072	11:57:08.260
9 -	OUTLAP	1:03.207	116.7	1:06.839	3:53.776	52.83	1:12.746	12:01:02.036
10 -	35.402	1:02.590	118.1	1:05.726	2:43.718	75.44	2.688	12:03:45.754
11 -	35.459	1:02.754	118.3	1:05.592	2:43.805	75.40	2.775	12:06:29.559

P24 10 TCA		Jenny GANNETT			Mazda Global Mx5 Cup - Ian Lacy Racing			
IDEAL LAP TIME : 2:46.914		BEST LAP TIME : 2:47.172		DIFFERENCE : 0.258				
LAP	SECTOR 1	SECTOR 2		SECTOR 3	LAP TIME	MPH	DIFF	TIME OF DAY
1 -	OUTLAP	1:11.056	104.6	1:10.187				11:39:05.708
2 -	38.440	1:05.754	110.0	1:07.257	2:51.451	72.03	4.279	11:41:57.159
3 -	37.240	1:05.183	111.6	1:07.350	2:49.773	72.74	2.601	11:44:46.932
4 -	37.262	1:04.787	112.0	1:06.418	2:48.467	73.31	1.295	11:47:35.399
5 -	36.991	1:04.447	111.4	IN PIT	2:54.169 P	70.91	6.997	11:50:29.568
6 -	OUTLAP	1:04.884	110.0	1:06.831	5:35.236	36.84	2:48.064	11:56:04.804
7 -	36.739	1:04.769	111.6	1:06.483	2:47.991 (2)	73.52	0.819	11:58:52.795

Weather / Track : Cloudy / Dry

Circuit of the Americas

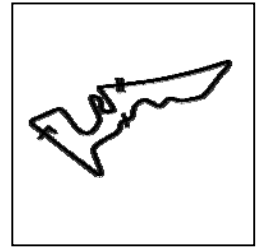
Circuit Length = 3.4308 miles

Start: 11:35 Flag 12:05 End: 12:10

Grand Prix of Texas

TCR/TCA

PRACTICE 1 - Friday March 23rd 2018 - SECTOR ANALYSIS



SECTOR 1 = FL to I1, SECTOR 2 = I1 to I2, SECTOR 3 = I2 to FL, DIFF = Difference To Personal Best Lap, P = Crossed Finish Line in Pit Lane, D = Time Disallowed

8 -	36.977	1:04.226	111.8	1:05.969	2:47.172 (1)	73.88		12:01:39.967
9 -	36.982	1:04.206	111.6	1:06.913	2:48.101 (3)	73.47	0.929	12:04:28.068
10 -	36.782	1:05.330	111.8	IN PIT	2:52.713 P	71.51	5.541	12:07:20.781

P25	95 TCA	Eric POWELL	Subaru BRZ IS - TechSport Racing					
IDEAL LAP TIME : 2:48.347		BEST LAP TIME : 2:49.220		DIFFERENCE : 0.873				

LAP	SECTOR 1	SECTOR 2	SECTOR 3	LAP TIME	MPH	DIFF	TIME OF DAY
1 -	OUTLAP	1:07.130	106.0	1:07.529			11:37:59.400
2 -	36.963	1:04.428	109.2	1:07.829	2:49.220 (1)	72.98	11:40:48.620
3 -	36.390	1:06.018	82.6	IN PIT	3:20.917 P	61.47	31.697 11:44:09.537

P26	89 TCA	Jeff SEXTON	Subaru BRZ IS - TechSport Racing					
IDEAL LAP TIME :		BEST LAP TIME :		DIFFERENCE :				

LAP	SECTOR 1	SECTOR 2	SECTOR 3	LAP TIME	MPH	DIFF	TIME OF DAY
1 -	OUTLAP	1:04.455	114.3	1:07.589			11:37:53.488

Grand Prix of Texas

TCR/TCA

PRACTICE 1 - Friday March 23rd 2018 - BEST SECTORS

SECTOR 1				SECTOR 2				SECTOR 3				IDEAL / BEST COMPARISON			
POS	NO	NAME	TIME	NO	NAME	TIME	NO	NAME	TIME	POS	NO	NAME	IDEAL	BEST	DIFF
													PERFECT LAP	2:21.302	
1	98	LEWIS	30.564	70	JENSEN	53.699	70	JENSEN	57.039	1	70	JENSEN	2:21.389	2:21.922	0.533
2	70	JENSEN	30.651	99	WILKINS	53.853	77	COUPAL	57.099	2	98	LEWIS	2:22.159	2:22.475	0.316
3	99	WILKINS	30.663	98	LEWIS	53.914	74	FASSNACHT	57.178	3	77	COUPAL	2:22.255	2:22.688	0.433
4	12	FILIPPI	30.721	72	VINCENT	54.137	43	EVERSLEY	57.204	4	43	EVERSLEY	2:22.297	2:22.297	0.000
5	71	HURCZYN	30.798	71	HURCZYN	54.139	73	MERRIMAN	57.240	5	99	WILKINS	2:22.314	2:22.844	0.530
6	43	EVERSLEY	30.838	69	GERACI	54.152	69	GERACI	57.331	6	71	HURCZYN	2:22.320	2:23.031	0.711
7	74	FASSNACHT	30.883	43	EVERSLEY	54.255	71	HURCZYN	57.383	7	69	GERACI	2:22.528	2:23.061	0.533
8	18	ANDRETTI	30.888	77	COUPAL	54.258	12	FILIPPI	57.539	8	12	FILIPPI	2:22.571	2:23.261	0.690
9	77	COUPAL	30.898	12	FILIPPI	54.311	98	LEWIS	57.681	9	74	FASSNACHT	2:22.603	2:22.603	0.000
10	72	VINCENT	30.984	74	FASSNACHT	54.542	72	VINCENT	57.763	10	72	VINCENT	2:22.884	2:23.082	0.198
11	73	MERRIMAN	31.012	18	ANDRETTI	54.669	99	WILKINS	57.798	11	73	MERRIMAN	2:23.371	2:23.540	0.169
12	69	GERACI	31.045	73	MERRIMAN	55.119	18	ANDRETTI	58.098	12	18	ANDRETTI	2:23.655	2:24.702	1.047
13	2	DANIEL	31.950	44	ESAYIAN	55.959	44	ESAYIAN	59.774	13	44	ESAYIAN	2:27.749	2:28.558	0.809
14	44	ESAYIAN	32.016	2	DANIEL	56.033	2	DANIEL	1:00.369	14	2	DANIEL	2:28.352	2:29.990	1.638
15	94	O'GORMAN	34.033	94	O'GORMAN	58.926	4	ORTIZ	1:01.313	15	94	O'GORMAN	2:35.051	2:35.765	0.714
16	30	WASHAY	34.154	4	ORTIZ	59.836	24	MURILLO	1:01.722	16	4	ORTIZ	2:35.588	2:35.749	0.161
17	24	MURILLO	34.330	24	MURILLO	59.867	13	MAURO	1:01.889	17	24	MURILLO	2:35.919	2:36.394	0.475
18	4	ORTIZ	34.439	30	WASHAY	59.927	94	O'GORMAN	1:02.092	18	30	WASHAY	2:37.069	2:37.086	0.017
19	13	MAURO	34.908	22	WILLIAMS	1:00.422	22	WILLIAMS	1:02.682	19	13	MAURO	2:37.743	2:38.026	0.283
20	22	WILLIAMS	35.054	13	MAURO	1:00.946	54	ALLISON	1:02.737	20	22	WILLIAMS	2:38.158	2:38.836	0.678
21	54	ALLISON	35.072	54	ALLISON	1:01.266	30	WASHAY	1:02.988	21	54	ALLISON	2:39.075	2:39.384	0.309
22	55	URETSKY	35.125	25	GROENKE	1:01.498	55	URETSKY	1:03.211	22	55	URETSKY	2:40.217	2:40.770	0.553
23	25	GROENKE	35.161	55	URETSKY	1:01.881	25	GROENKE	1:04.371	23	25	GROENKE	2:41.030	2:41.030	0.000
24	95	POWELL	36.390	10	GANNETT	1:04.206	10	GANNETT	1:05.969	24	10	GANNETT	2:46.914	2:47.172	0.258
25	10	GANNETT	36.739	95	POWELL	1:04.428	95	POWELL	1:07.529	25	95	POWELL	2:48.347	2:49.220	0.873
26				89	SEXTON	1:04.455	89	SEXTON	1:07.589	26	89	SEXTON			

Weather / Track : Cloudy / Dry

Results can be found at www.tsl-timing.com

Circuit of the Americas

Circuit Length = 3.4308 miles

Start: 11:35 Flag 12:05 End: 12:10

Printed - 12:11 Friday, March 23, 2018

Grand Prix of Texas

TCR/TCA

PRACTICE 1 - Friday March 23rd 2018 - BEST SPEEDS

POS	INTERMEDIATE 1		INTERMEDIATE 2		FINISH LINE		MPH
	NO	NAME	NO	NAME	NO	NAME	
1			69	GERACI			140.3
2			98	LEWIS			140.1
3			99	WILKINS			139.2
4			71	HURCZYN			138.6
5			12	FILIPPI			138.6
6			18	ANDRETTI			138.6
7			70	JENSEN			138.3
8			77	COUPAL			137.5
9			73	MERRIMAN			137.5
10			72	VINCENT			137.2
11			2	DANIEL			137.2
12			74	FASSNACHT			136.1
13			43	EVERSLEY			135.0
14			44	ESAYIAN			134.4
15			30	WASHAY			124.0
16			25	GROENKE			118.9
17			94	O'GORMAN			118.7
18			4	ORTIZ			117.9
19			22	WILLIAMS			117.9
20			24	MURILLO			117.1
21			13	MAURO			115.7
22			55	URETSKY			114.9
23			89	SEXTON			114.3
24			54	ALLISON			113.9
25			10	GANNETT			112.0
26			95	POWELL			109.2

Weather / Track : Cloudy / Dry

Results can be found at www.tsl-timing.com

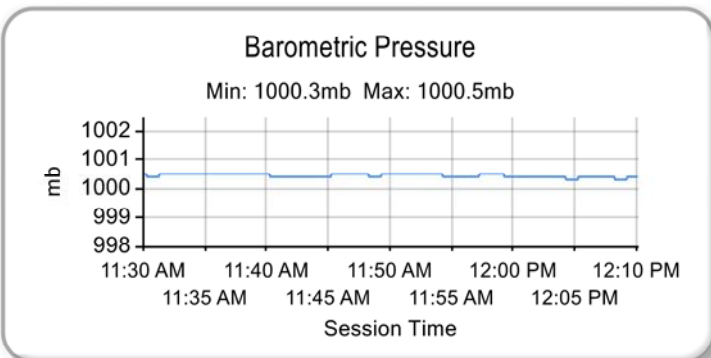
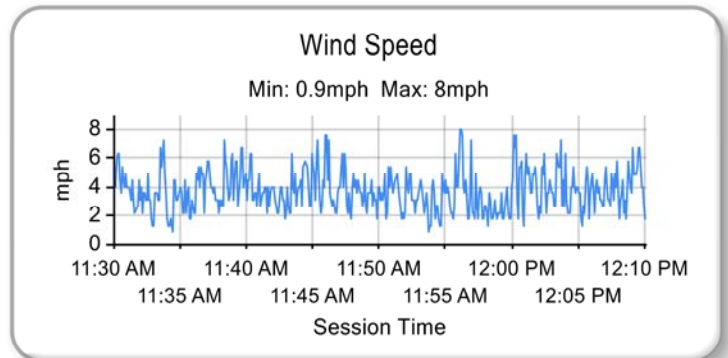
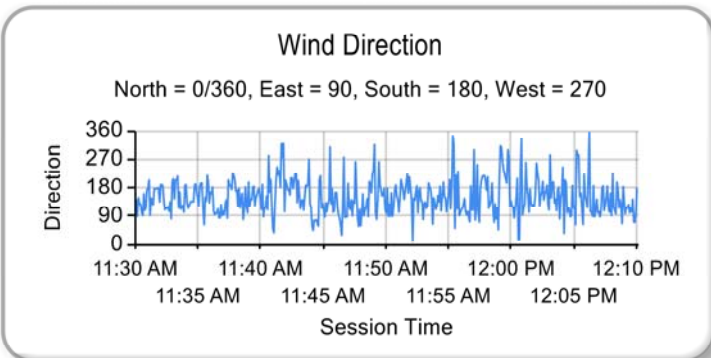
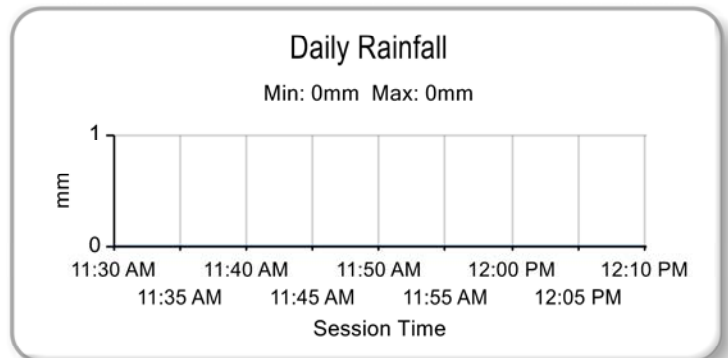
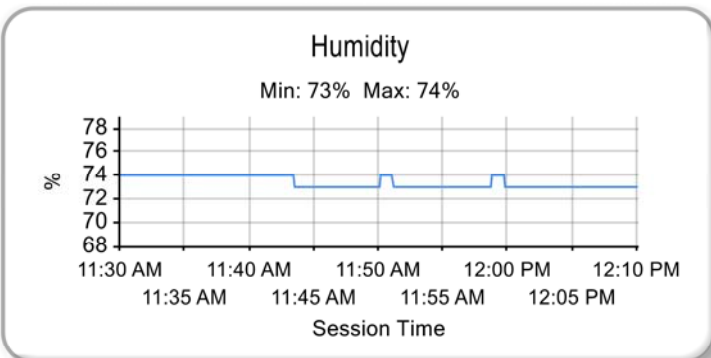
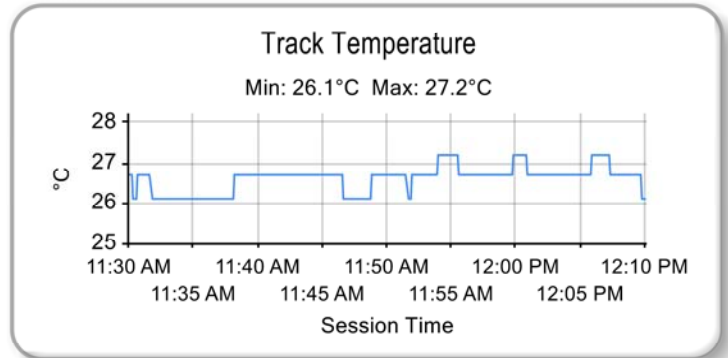
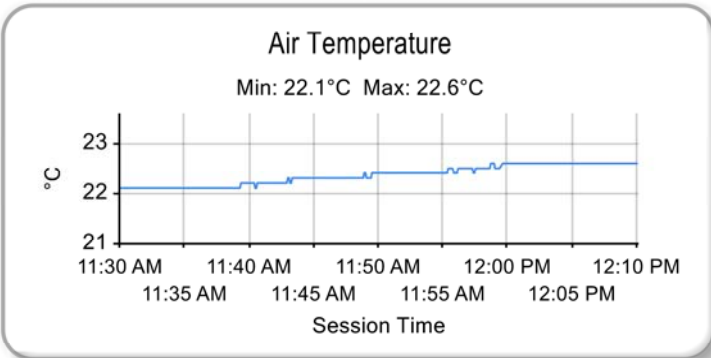
Circuit of the Americas
Circuit Length = 3.4308 miles
Start: 11:35 Flag 12:05 End: 12:10

Printed - 12:12 Friday, March 23, 2018

Grand Prix of Texas

TCR/TCA

PRACTICE 1 - Friday March 23rd 2018 - WEATHER CONDITIONS



Weather / Track : Cloudy / Dry

Results can be found at www.tsl-timing.com

Circuit of the Americas
Circuit Length = 3.4308 miles
Start: 11:35 Flag 12:05 End: 12:10

Printed - 12:13 Friday, March 23, 2018

Grand Prix of Texas

TCR/TCA

PRACTICE 2 - Friday March 23rd 2018 - CLASSIFICATION



POS	NO	CL	PIC NAME	ENTRY	TIME	ON	LAPS	GAP	DIFF	MPH
1	99	TCR	1 Mark WILKINS	Hyundai I30 N TCR - Bryan Herta Autosport with Curb Ag	2:21.188	10	13			87.47
2	43	TCR	2 Ryan EVERSLEY	Honda Civic Type-R TCR - RealTime Racing	2:21.958	12	13	0.770	0.770	87.00
3	70	TCR	3 Martin JENSEN	Alfa Romeo Giulietta TCR - Alfatr.USA	2:22.191	12	13	1.003	0.233	86.86
4	2	TCR	4 Jerimy DANIEL	Audi Sport RS3 LMS - The Racing Company	2:22.229	7	8	1.041	0.038	86.83
5	12	TCR	5 Mason FILIPPI	Volkswagen Golf GTI TCR - TFB	2:22.257	12	13	1.069	0.028	86.82
6	98	TCR	6 Michael LEWIS	Hyundai I30 N TCR - Bryan Herta Autosport with Curb-Ag	2:22.319	9	12	1.131	0.062	86.78
7	69	TCR	7 Anthony GERACI	Audi Sport RS3 LMS - Heinlein Racing Development	2:22.638	5	13	1.450	0.319	86.58
8	18	TCR	8 Jarett ANDRETTI	Volkswagen Golf GTI TCR - Copeland Motorsports	2:23.153	6	13	1.965	0.515	86.27
9	72	TCR	9 Nate VINCENT	Volkswagen Golf GTI TCR - FCP Euro by HRD	2:23.691	13	14	2.503	0.538	85.95
10	71	TCR	10 Michael HURCZYN	Volkswagen Golf GTI TCR - FCP Euro by HRD	2:23.949	12	14	2.761	0.258	85.80
11	74	TCR	11 Matt FASSNACHT	Audi Sport RS3 LMS - Murillo Racing	2:24.498	5	5	3.310	0.549	85.47
12	73	TCR	12 Dwight MERRIMAN	Volkswagen Golf GTI TCR - Heinlein Racing Developmen	2:24.552	6	7	3.364	0.054	85.44
13	44	TCR	13 Nick ESAYIAN	Honda Civic Type-R TCR - RealTime Racing	2:25.448	14	16	4.260	0.896	84.91
14	77	TCR	14 JT COUPAL	Audi Sport RS3 LMS - Compass Racing	2:26.448	3	6	5.260	1.000	84.33
15	4	TCA	1 Bryan ORTIZ	Mazda Global Mx5 Cup - Copeland Motorsports	2:35.840	3	12	14.652	9.392	79.25
16	94	TCA	2 Tom O'GORMAN	Honda Civic Si - RealTime Racing	2:36.230	5	13	15.042	0.390	79.05
17	89	TCA	3 Jeff SEXTON	Subaru BRZ IS - TechSport Racing	2:36.873	9	13	15.685	0.643	78.73
18	24	TCA	4 Kenny MURILLO	Mazda Global Mx5 Cup - Murillo Racing	2:36.946	11	14	15.758	0.073	78.69
19	22	TCA	5 Breton WILLIAMS	Subaru BRZ IS - TechSport Racing	2:38.177	8	14	16.989	1.231	78.08
20	79	TCA	6 Spencer PATTERSON	Subaru BRZ IS - TechSport Racing	2:38.921	4	14	17.733	0.744	77.71
21	54	TCA	7 Austin ALLISON	Mazda Global Mx5 Cup - Jason Hoover Motorsports	2:39.663	8	12	18.475	0.742	77.35
22	55	TCA	8 Moisey URETSKY	Mazda Global Mx5 Cup - Murillo Racing	2:39.748	11	15	18.560	0.085	77.31
23	07	TCA	9 Jose DA SILVA	Mazda Global Mx5 Cup - Ives Motorsports	2:40.279	6	7	19.091	0.531	77.05
24	13	TCA	10 John MAURO	Mazda Global Mx5 Cup - Atlanta Motorsports Group/Maur	2:40.623	10	12	19.435	0.343	76.89
25	25	TCA	11 P.J. GROENKE	Subaru BRZ IS - TechSport Racing	2:43.824	5	11	22.636	3.201	75.39
26	10	TCA	12 Jenny GANNETT	Mazda Global Mx5 Cup - Ian Lacy Racing	2:45.227	12	13	24.039	1.403	74.75
27	95	TCA	13 Eric POWELL	Subaru BRZ IS - TechSport Racing	2:48.554	2	6	27.366	3.327	73.27
28	30	TCA	14 Travis WASHAY	Volkswagen Golf GTI - Indian Summer Racing			3			

Circuit of the Americas
 Circuit Length = 3.4308 miles
 Start: 17:05 Flag 17:45 End: 17:48

Weather / Track : Cloudy / Dry

These results are provisional until the conclusion of any judicial and technical matters.

Chief Steward :	Chief of Timing
-----------------	-----------------

Results can be found at www.tsl-timing.com

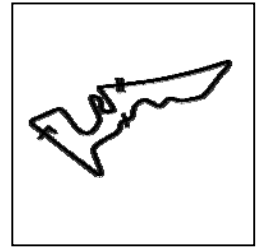
Printed - 17:50 Friday, March 23, 2018



Grand Prix of Texas

TCR/TCA

PRACTICE 2 - Friday March 23rd 2018 - SECTOR ANALYSIS



SECTOR 1 = FL to I1, SECTOR 2 = I1 to I2, SECTOR 3 = I2 to FL, DIFF = Difference To Personal Best Lap, P = Crossed Finish Line in Pit Lane, D = Time Disallowed

P1 99 TCR		Mark WILKINS			Hyundai I30 N TCR - Bryan Herta Autosport with Curb Agajanian			
IDEAL LAP TIME : 2:21.188		BEST LAP TIME : 2:21.188			DIFFERENCE : 0.000			
LAP	SECTOR 1	SECTOR 2		SECTOR 3	LAP TIME	MPH	DIFF	TIME OF DAY
1 -	OUTLAP	1:00.498	113.9	1:02.009				17:09:46.777
2 -	32.217	55.755	136.9	IN PIT	2:32.448	P 81.01	11.260	17:12:19.225
3 -	OUTLAP	56.820	138.3	59.720	3:09.789	65.07	48.601	17:15:29.014
4 -	31.529	55.561	134.4	58.067	2:25.157	85.08	3.969	17:17:54.171
5 -	30.732	53.867	136.1	58.671	2:23.270	(2) 86.20	2.082	17:20:17.441
6 -	31.228	54.496	136.3	58.125	2:23.849	85.86	2.661	17:22:41.290
7 -	31.776	54.327	133.9	IN PIT	2:28.233	P 83.32	7.045	17:25:09.523
8 -	OUTLAP	55.153	129.3	58.320	8:27.810	24.32	6:06.622	17:33:37.333
9 -	30.699	55.150	140.6	57.471	2:23.320	(3) 86.17	2.132	17:36:00.653
10 -	30.692	53.459	141.2	57.037	2:21.188	(1) 87.47		17:38:21.841
11 -	31.659	54.631	139.8	58.485	2:24.775	85.31	3.587	17:40:46.616
12 -	31.152	54.306	140.9	58.042	2:23.500	86.06	2.312	17:43:10.116
13 -	31.737	54.609	127.3	IN PIT	2:29.687	P 82.51	8.499	17:45:39.803

P2 43 TCR		Ryan EVERSLEY			Honda Civic Type-R TCR - RealTime Racing			
IDEAL LAP TIME : 2:21.742		BEST LAP TIME : 2:21.958			DIFFERENCE : 0.216			
LAP	SECTOR 1	SECTOR 2		SECTOR 3	LAP TIME	MPH	DIFF	TIME OF DAY
1 -	OUTLAP	58.252	128.8	IN PIT		P		17:08:26.985
2 -	OUTLAP	54.676	135.8	58.086	2:57.402	69.62	35.444	17:11:24.387
3 -	30.872	54.798	134.4	58.345	2:24.015	85.76	2.057	17:13:48.402
4 -		133.9		IN PIT	2:32.950	P 80.75	10.992	17:16:21.352
5 -	OUTLAP	1:03.461	95.7	1:03.885	5:55.703	34.72	3:33.745	17:22:17.055
6 -	30.863	53.993	135.8	59.553	2:24.409	85.52	2.451	17:24:41.464
7 -	30.806	54.111	136.9	58.200	2:23.117	86.29	1.159	17:27:04.581
8 -	30.784	54.353	132.1	57.487	2:22.624	(3) 86.59	0.666	17:29:27.205
9 -	30.770	54.358	136.6	IN PIT	2:26.044	P 84.56	4.086	17:31:53.249
10 -	OUTLAP	54.878	135.8	57.017	6:03.517	33.97	3:41.559	17:37:56.766
11 -	30.772	54.524	137.5	57.297	2:22.593	(2) 86.61	0.635	17:40:19.359
12 -	30.732	54.150	137.5	57.076	2:21.958	(1) 87.00		17:42:41.317
13 -	30.733	54.124	137.7	IN PIT	2:24.957	P 85.20	2.999	17:45:06.274

P3 70 TCR		Martin JENSEN			Alfa Romeo Giulietta TCR - Alfatcr.USA			
IDEAL LAP TIME : 2:21.682		BEST LAP TIME : 2:22.191			DIFFERENCE : 0.509			
LAP	SECTOR 1	SECTOR 2		SECTOR 3	LAP TIME	MPH	DIFF	TIME OF DAY
1 -	OUTLAP	1:01.590	126.3	1:00.823				17:09:07.629
2 -	30.834	54.048	137.5	57.641	2:22.523	(3) 86.65	0.332	17:11:30.152
3 -	30.858	54.096	137.2	57.765	2:22.719	86.54	0.528	17:13:52.871
4 -	31.464	56.587	134.4	1:02.045	2:30.096	82.28	7.905	17:16:22.967
5 -	31.237	55.732	134.2	IN PIT	2:33.962	P 80.22	11.771	17:18:56.929
6 -	OUTLAP	58.275	125.4	59.856	4:14.319	48.56	1:52.128	17:23:11.248
7 -	31.058	54.092	137.2	57.214	2:22.364	(2) 86.75	0.173	17:25:33.612
8 -	31.140	55.445	136.3	IN PIT	2:34.230	P 80.08	12.039	17:28:07.842
9 -	OUTLAP	1:00.217	116.7	1:01.563	4:40.024	44.10	2:17.833	17:32:47.866
10 -	30.609	54.338	132.6	58.228	2:23.175	86.26	0.984	17:35:11.041
11 -	30.741	55.065	138.3	57.665	2:23.471	86.08	1.280	17:37:34.512
12 -	30.715	53.859	138.9	57.617	2:22.191	(1) 86.86		17:39:56.703
13 -	31.995	56.829	107.8	IN PIT	2:39.088	P 77.63	16.897	17:42:35.791

P4 2 TCR		Jerimy DANIEL			Audi Sport RS3 LMS - The Racing Company			
IDEAL LAP TIME : 2:21.519		BEST LAP TIME : 2:22.229			DIFFERENCE : 0.710			
LAP	SECTOR 1	SECTOR 2		SECTOR 3	LAP TIME	MPH	DIFF	TIME OF DAY
1 -	OUTLAP	1:02.709	107.3	1:01.813				17:08:10.509

Circuit of the Americas

Circuit Length = 3.4308 miles

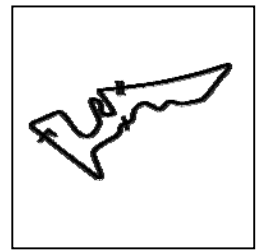
Start: 17:05 Flag 17:45 End: 17:48

Weather / Track : Cloudy / Dry

Grand Prix of Texas

TCR/TCA

PRACTICE 2 - Friday March 23rd 2018 - SECTOR ANALYSIS



SECTOR 1 = FL to I1, SECTOR 2 = I1 to I2, SECTOR 3 = I2 to FL, DIFF = Difference To Personal Best Lap, P = Crossed Finish Line in Pit Lane, D = Time Disallowed

2 -	32.074	58.548	61.7	1:10.175	2:40.797	76.81	18.568	17:10:51.306
3 -	31.372	54.297	135.8	56.657	2:22.326 (3)	86.77	0.097	17:13:13.632
4 -	31.045	54.332	137.7	56.856	2:22.233 (2)	86.83	0.004	17:15:35.865
5 -	30.778	54.826	137.2	IN PIT	2:29.325 P	82.71	7.096	17:18:05.190
6 -	OUTLAP	54.639	133.9	58.304	5:36.317	36.72	3:14.088	17:23:41.507
7 -	31.052	54.084	140.1	57.093	2:22.229 (1)	86.83		17:26:03.736
8 -	31.076	54.969	118.7	IN PIT	2:31.099 P	81.74	8.870	17:28:34.835

P5 12 TCR		Mason FILIPPI			Volkswagen Golf GTI TCR - TFB			
IDEAL LAP TIME : 2:22.213		BEST LAP TIME : 2:22.257			DIFFERENCE : 0.044			
LAP	SECTOR 1	SECTOR 2		SECTOR 3	LAP TIME	MPH	DIFF	TIME OF DAY
1 -	OUTLAP	1:00.978	119.6	1:00.250				17:09:15.443
2 -	31.678	55.004	136.1	58.297	2:24.979	85.19	2.722	17:11:40.422
3 -	31.082	54.659	132.6	57.360	2:23.101 (2)	86.30	0.844	17:14:03.523
4 -	31.146	54.696	119.8	IN PIT	2:29.960 P	82.36	7.703	17:16:33.483
5 -	OUTLAP	55.436	133.9	IN PIT	3:57.981 P	51.89	1:35.724	17:20:31.464
6 -	OUTLAP	55.418	131.8	58.022	4:15.657	48.31	1:53.400	17:24:47.121
7 -	31.261	55.389	133.9	IN PIT	2:31.497 P	81.52	9.240	17:27:18.618
8 -	OUTLAP	55.317	136.3	57.715	3:50.214	53.64	1:27.957	17:31:08.832
9 -	31.298	57.303	133.4	IN PIT	2:30.513 P	82.05	8.256	17:33:39.345
10 -	OUTLAP	57.745	105.3	1:00.888	5:22.592	38.28	3:00.335	17:39:01.937
11 -	31.233	54.975	126.6	57.293	2:23.501 (3)	86.06	1.244	17:41:25.438
12 -	30.892	54.410	136.6	56.955	2:22.257 (1)	86.82		17:43:47.695
13 -	30.984	54.366	132.6	IN PIT	2:27.916 P	83.49	5.659	17:46:15.611

P6 98 TCR		Michael LEWIS			Hyundai I30 N TCR - Bryan Herta Autosport with Curb-Agajanian			
IDEAL LAP TIME : 2:21.911		BEST LAP TIME : 2:22.319			DIFFERENCE : 0.408			
LAP	SECTOR 1	SECTOR 2		SECTOR 3	LAP TIME	MPH	DIFF	TIME OF DAY
1 -	OUTLAP	1:01.347	117.7	1:01.831				17:09:44.195
2 -	32.369	56.704	137.2	59.610	2:28.683	83.06	6.364	17:12:12.878
3 -	31.124	54.461	139.2	58.671	2:24.256	85.61	1.937	17:14:37.134
4 -	31.247	54.574	140.6	58.118	2:23.939	85.80	1.620	17:17:01.073
5 -	31.289	55.001	141.8	57.504	2:23.794	85.89	1.475	17:19:24.867
6 -	31.184	54.772	126.3	58.587	2:24.543	85.44	2.224	17:21:49.410
7 -	31.053	57.818	129.3	IN PIT	2:32.562 P	80.95	10.243	17:24:21.972
8 -	OUTLAP	1:01.568	112.0	1:00.727	9:18.951	22.09	6:56.632	17:33:40.923
9 -	30.497	54.780	139.2	57.042	2:22.319 (1)	86.78		17:36:03.242
10 -	30.750	54.372	116.9	58.131	2:23.253 (2)	86.21	0.934	17:38:26.495
11 -	30.871	54.769	141.8	58.142	2:23.782 (3)	85.90	1.463	17:40:50.277
12 -	30.813	56.253	132.3	IN PIT	2:27.184 P	83.91	4.865	17:43:17.461

P7 69 TCR		Anthony GERACI			Audi Sport RS3 LMS - Heinlein Racing Development			
IDEAL LAP TIME : 2:22.230		BEST LAP TIME : 2:22.638			DIFFERENCE : 0.408			
LAP	SECTOR 1	SECTOR 2		SECTOR 3	LAP TIME	MPH	DIFF	TIME OF DAY
1 -	OUTLAP	58.548	108.9	1:00.371				17:07:48.027
2 -	31.820	54.338	140.6	57.791	2:23.949	85.80	1.311	17:10:11.976
3 -	31.992	54.269	140.3	57.913	2:24.174	85.66	1.536	17:12:36.150
4 -	31.312	53.998	140.6	57.674	2:22.984 (2)	86.37	0.346	17:14:59.134
5 -	31.300	54.217	140.3	57.121	2:22.638 (1)	86.58		17:17:21.772
6 -	31.221	54.707	140.6	57.343	2:23.271 (3)	86.20	0.633	17:19:45.043
7 -	31.111	54.937	140.3	57.457	2:23.505	86.06	0.867	17:22:08.548
8 -	31.275	55.278	136.6	1:08.882	2:35.435	79.46	12.797	17:24:43.983
9 -	31.473	54.504	137.5	IN PIT	2:30.750 P	81.92	8.112	17:27:14.733
10 -	OUTLAP	54.590	140.1	57.345	6:41.465	30.76	4:18.827	17:33:56.198
11 -	31.301	55.346	140.3	57.259	2:23.906	85.82	1.268	17:36:20.104
12 -	32.143	57.021	140.6	57.492	2:26.656	84.21	4.018	17:38:46.760

Weather / Track : Cloudy / Dry

Circuit of the Americas

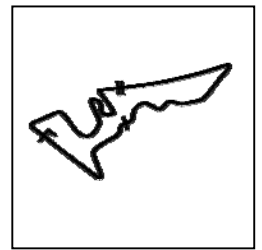
Circuit Length = 3.4308 miles

Start: 17:05 Flag 17:45 End: 17:48

Grand Prix of Texas

TCR/TCA

PRACTICE 2 - Friday March 23rd 2018 - SECTOR ANALYSIS



SECTOR 1 = FL to I1, SECTOR 2 = I1 to I2, SECTOR 3 = I2 to FL, DIFF = Difference To Personal Best Lap, P = Crossed Finish Line in Pit Lane, D = Time Disallowed

13 - 31.249 55.302 137.2 IN PIT 2:29.397 P 82.67 6.759 17:41:16.157

P8 18 TCR Jarett ANDRETTI		Volkswagen Golf GTI TCR - Copeland Motorsports					
IDEAL LAP TIME : 2:22.866		BEST LAP TIME : 2:23.153		DIFFERENCE : 0.287			
LAP	SECTOR 1	SECTOR 2	SECTOR 3	LAP TIME	MPH	DIFF	TIME OF DAY
1 -	OUTLAP	1:02.075	116.5	1:03.550			17:07:57.862
2 -	33.237	56.484	135.5	1:02.066	2:31.787	81.37	8.634 17:10:29.649
3 -	31.443	55.852	136.1	57.875	2:25.170	85.07	2.017 17:12:54.819
4 -	31.395	54.729	136.9	1:00.528	2:26.652	84.21	3.499 17:15:21.471
5 -	31.850	54.244	136.9	57.561	2:23.655 (2)	85.97	0.502 17:17:45.126
6 -	31.099	54.525	137.5	57.529	2:23.153 (1)	86.27	17:20:08.279
7 -	31.747	54.622	136.9	IN PIT	2:29.729 P	82.48	6.576 17:22:38.008
8 -	OUTLAP	55.564	136.1	IN PIT	4:46.596 P	43.09	2:23.443 17:27:24.604
9 -	OUTLAP	57.142	136.9	58.028	3:23.428	60.71	1:00.275 17:30:48.032
10 -	31.093	55.119	135.8	57.642	2:23.854 (3)	85.85	0.701 17:33:11.886
11 -	31.361	55.022	136.3	IN PIT	2:32.544 P	80.96	9.391 17:35:44.430
12 -	OUTLAP	57.281	136.3	IN PIT	4:42.203 P	43.76	2:19.050 17:40:26.633
13 -	OUTLAP	55.224	135.0	IN PIT	3:08.096 P	65.66	44.943 17:43:34.729

P9 72 TCR Nate VINCENT		Volkswagen Golf GTI TCR - FCP Euro by HRD					
IDEAL LAP TIME : 2:23.286		BEST LAP TIME : 2:23.691		DIFFERENCE : 0.405			
LAP	SECTOR 1	SECTOR 2	SECTOR 3	LAP TIME	MPH	DIFF	TIME OF DAY
1 -	OUTLAP	1:01.262	113.5	1:03.669			17:07:55.101
2 -	32.434	56.644	118.1	59.857	2:28.935	82.92	5.244 17:10:24.036
3 -	31.832	54.910	129.8	1:00.382	2:27.124	83.94	3.433 17:12:51.160
4 -	32.683	56.026	126.8	IN PIT	2:33.996 P	80.20	10.305 17:15:25.156
5 -	OUTLAP	57.208	134.7	1:00.466	8:52.183	23.20	6:28.492 17:24:17.339
6 -	31.635	54.607	135.5	58.513	2:24.755 (3)	85.32	1.064 17:26:42.094
7 -	31.332	54.671	132.6	58.802	2:24.805	85.29	1.114 17:29:06.899
8 -	31.539	55.725	133.9	58.131	2:25.395	84.94	1.704 17:31:32.294
9 -	32.570	55.024	136.1	58.022	2:25.616	84.81	1.925 17:33:57.910
10 -	31.754	55.050	135.8	58.041	2:24.845	85.26	1.154 17:36:22.755
11 -	30.978	55.876	138.9	57.891	2:24.745 (2)	85.32	1.054 17:38:47.500
12 -	31.241	55.236	131.8	58.344	2:24.821	85.28	1.130 17:41:12.321
13 -	31.383	54.486	136.9	57.822	2:23.691 (1)	85.95	17:43:36.012
14 -	32.026	55.153	135.2	IN PIT	2:30.584 P	82.02	6.893 17:46:06.596

P10 71 TCR Michael HURCZYN		Volkswagen Golf GTI TCR - FCP Euro by HRD					
IDEAL LAP TIME : 2:23.610		BEST LAP TIME : 2:23.949		DIFFERENCE : 0.339			
LAP	SECTOR 1	SECTOR 2	SECTOR 3	LAP TIME	MPH	DIFF	TIME OF DAY
1 -	OUTLAP	1:02.374	108.5	1:03.584			17:07:53.963
2 -	33.056	56.720	122.6	59.056	2:28.832	82.98	4.883 17:10:22.795
3 -	31.803	55.935	136.1	IN PIT	2:29.618 P	82.54	5.669 17:12:52.413
4 -	OUTLAP	1:00.403	123.5	1:00.815	5:44.231	35.87	3:20.282 17:18:36.644
5 -	31.803	54.735	136.1	58.371	2:24.909	85.23	0.960 17:21:01.553
6 -	31.077	54.910	138.6	58.627	2:24.614	85.40	0.665 17:23:26.167
7 -	31.117	54.831	139.5	1:02.042	2:27.990	83.45	4.041 17:25:54.157
8 -	31.214	54.880	139.2	57.982	2:24.076 (2)	85.72	0.127 17:28:18.233
9 -	31.312	55.268	138.6	58.203	2:24.783	85.30	0.834 17:30:43.016
10 -	30.975	55.273	138.6	58.028	2:24.276 (3)	85.60	0.327 17:33:07.292
11 -	31.134	55.336	138.9	58.206	2:24.676	85.36	0.727 17:35:31.968
12 -	30.933	54.695	138.0	58.321	2:23.949 (1)	85.80	17:37:55.917
13 -	32.789	55.047	138.9	58.293	2:26.129	84.52	2.180 17:40:22.046
14 -	31.106	54.765	138.3	IN PIT	2:26.566 P	84.26	2.617 17:42:48.612

Weather / Track : Cloudy / Dry

Circuit of the Americas

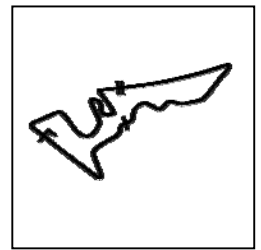
Circuit Length = 3.4308 miles

Start: 17:05 Flag 17:45 End: 17:48

Grand Prix of Texas

TCR/TCA

PRACTICE 2 - Friday March 23rd 2018 - SECTOR ANALYSIS



SECTOR 1 = FL to I1, SECTOR 2 = I1 to I2, SECTOR 3 = I2 to FL, DIFF = Difference To Personal Best Lap, P = Crossed Finish Line in Pit Lane, D = Time Disallowed

P11 74 TCR		Matt FASSNACHT			Audi Sport RS3 LMS - Murillo Racing			
IDEAL LAP TIME : 2:23.655		BEST LAP TIME : 2:24.498		DIFFERENCE : 0.843				
LAP	SECTOR 1	SECTOR 2	SECTOR 3	LAP TIME	MPH	DIFF	TIME OF DAY	
1 -	OUTLAP	1:02.728	106.5	1:06.947			17:08:04.098	
2 -	31.852	59.222	135.5	58.337	2:29.411 (2)	82.66	4.913	17:10:33.509
3 -	32.118	55.122	134.7	IN PIT	2:31.144 P	81.71	6.646	17:13:04.653
4 -	OUTLAP	55.412	135.2	57.784	4:01.655	51.10	1:37.157	17:17:06.308
5 -	31.401	55.659	135.0	57.438	2:24.498 (1)	85.47		17:19:30.806

P12 73 TCR		Dwight MERRIMAN			Volkswagen Golf GTI TCR - Heinlein Racing Development			
IDEAL LAP TIME : 2:24.074		BEST LAP TIME : 2:24.552		DIFFERENCE : 0.478				
LAP	SECTOR 1	SECTOR 2	SECTOR 3	LAP TIME	MPH	DIFF	TIME OF DAY	
1 -	OUTLAP	1:02.323	111.6	1:03.791			17:07:56.903	
2 -	32.690	56.236	115.1	1:03.307	2:32.233	81.13	7.681	17:10:29.136
3 -	31.573	57.061	136.3	58.790	2:27.424 (3)	83.77	2.872	17:12:56.560
4 -	31.094	55.741	136.6	58.605	2:25.440 (2)	84.92	0.888	17:15:22.000
5 -	32.165	57.168	136.9	58.339	2:27.672	83.63	3.120	17:17:49.672
6 -	31.323	55.242	136.6	57.987	2:24.552 (1)	85.44		17:20:14.224
7 -	31.822	54.993	136.1	IN PIT	2:29.250 P	82.75	4.698	17:22:43.474

P13 44 TCR		Nick ESAYIAN			Honda Civic Type-R TCR - RealTime Racing			
IDEAL LAP TIME : 2:24.965		BEST LAP TIME : 2:25.448		DIFFERENCE : 0.483				
LAP	SECTOR 1	SECTOR 2	SECTOR 3	LAP TIME	MPH	DIFF	TIME OF DAY	
1 -	OUTLAP	59.297	130.5	IN PIT			17:08:29.937	
2 -	OUTLAP	56.056	133.9	59.403	3:20.903	61.47	55.455	17:11:50.840
3 -	32.551	56.438	134.4	59.383	2:28.372	83.24	2.924	17:14:19.212
4 -	31.916	55.837	135.0	59.308	2:27.061	83.98	1.613	17:16:46.273
5 -	32.238	56.074	135.5	59.191	2:27.503	83.73	2.055	17:19:13.776
6 -	31.951	56.109	135.2	59.491	2:27.551	83.70	2.103	17:21:41.327
7 -	31.834	57.969	131.5	1:01.715	2:31.518	81.51	6.070	17:24:12.845
8 -	31.942	55.495	136.3	58.843	2:26.280	84.43	0.832	17:26:39.125
9 -	32.322	56.052	135.8	58.575	2:26.949	84.04	1.501	17:29:06.074
10 -	31.733	56.225	134.7	1:00.076	2:28.034	83.43	2.586	17:31:34.108
11 -	32.337	55.132	135.5	58.448	2:25.917	84.64	0.469	17:34:00.025
12 -	31.895	55.283	136.3	58.384	2:25.562 (2)	84.84	0.114	17:36:25.587
13 -	31.710	55.708	136.3	58.832	2:26.250	84.45	0.802	17:38:51.837
14 -	31.693	55.313	135.2	58.442	2:25.448 (1)	84.91		17:41:17.285
15 -	31.876	55.468	135.2	58.424	2:25.768	84.72	0.320	17:43:43.053
16 -	32.295	54.937	136.3	58.335	2:25.567 (3)	84.84	0.119	17:46:08.620

P14 77 TCR		JT COUPAL			Audi Sport RS3 LMS - Compass Racing			
IDEAL LAP TIME : 2:25.666		BEST LAP TIME : 2:26.448		DIFFERENCE : 0.782				
LAP	SECTOR 1	SECTOR 2	SECTOR 3	LAP TIME	MPH	DIFF	TIME OF DAY	
1 -	OUTLAP	57.797	124.9	1:02.285			17:07:58.111	
2 -	32.343	55.289	126.8	59.212	2:26.844 (2)	84.10	0.396	17:10:24.955
3 -	31.370	55.365	132.3	59.713	2:26.448 (1)	84.33		17:12:51.403
4 -	31.565	55.084	137.5	1:08.929	2:35.578 (3)	79.38	9.130	17:15:26.981
5 -	32.238	55.769	132.8	IN PIT	2:37.058 P	78.63	10.610	17:18:04.039
6 -	OUTLAP	58.297	119.6	IN PIT	6:16.579 P	32.79	3:50.131	17:24:20.618

P15 4 TCA		Bryan ORTIZ			Mazda Global Mx5 Cup - Copeland Motorsports		
IDEAL LAP TIME : 2:35.458		BEST LAP TIME : 2:35.840		DIFFERENCE : 0.382			
LAP	SECTOR 1	SECTOR 2	SECTOR 3	LAP TIME	MPH	DIFF	TIME OF DAY
1 -	OUTLAP	1:05.758	106.8	1:04.356			17:08:10.123

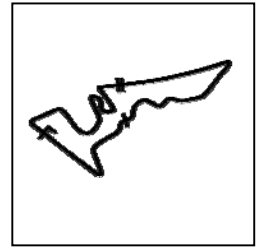
Weather / Track : Cloudy / Dry

Circuit of the Americas
 Circuit Length = 3.4308 miles
 Start: 17:05 Flag 17:45 End: 17:48

Grand Prix of Texas

TCR/TCA

PRACTICE 2 - Friday March 23rd 2018 - SECTOR ANALYSIS



SECTOR 1 = FL to I1, SECTOR 2 = I1 to I2, SECTOR 3 = I2 to FL, DIFF = Difference To Personal Best Lap, P = Crossed Finish Line in Pit Lane, D = Time Disallowed

2 -	35.042	1:00.307	116.3	1:03.631	2:38.980	77.68	3.140	17:10:49.103
3 -	34.687	59.546	119.4	1:01.607	2:35.840 (1)	79.25		17:13:24.943
4 -	34.565	1:00.277	114.5	1:01.347	2:36.189 (2)	79.07	0.349	17:16:01.132
5 -	34.871	1:00.234	116.3	IN PIT	2:43.483 P	75.54	7.643	17:18:44.615
6 -	OUTLAP	1:00.887	115.3	1:02.182	4:49.874	42.60	2:14.034	17:23:34.489
7 -	34.707	1:00.027	116.9	1:01.547	2:36.281 (3)	79.03	0.441	17:26:10.770
8 -	34.673	1:00.944	115.3	1:01.585	2:37.202	78.56	1.362	17:28:47.972
9 -	34.751	1:00.091	116.1	1:02.082	2:36.924	78.70	1.084	17:31:24.896
10 -	34.568	1:00.247	116.3	1:02.536	2:37.351	78.49	1.511	17:34:02.247
11 -	35.595	1:03.093	114.7	IN PIT	2:46.628 P	74.12	10.788	17:36:48.875
12 -	OUTLAP	1:03.268	115.1	IN PIT	4:16.257 P	48.19	1:40.417	17:41:05.132

P16 94 TCA Tom O'GORMAN

Honda Civic Si - RealTime Racing

IDEAL LAP TIME : 2:36.216

BEST LAP TIME : 2:36.230

DIFFERENCE : 0.014

LAP	SECTOR 1	SECTOR 2	SECTOR 3	LAP TIME	MPH	DIFF	TIME OF DAY	
1 -	OUTLAP	1:08.489	90.9	IN PIT	P		17:08:25.023	
2 -	OUTLAP	1:05.008	94.9	IN PIT	P	38.742	17:11:39.995	
3 -	OUTLAP	1:00.660	112.2	1:03.602	5:58.207	34.47	3:21.977	17:17:38.202
4 -	34.903	1:00.661	109.2	1:04.286	2:39.850	77.26	3.620	17:20:18.052
5 -	34.386	59.568	113.1	1:02.276	2:36.230 (1)	79.05		17:22:54.282
6 -	34.518	59.991	113.3	1:02.666	2:37.175	78.58	0.945	17:25:31.457
7 -	34.930	1:01.648	112.5	1:02.983	2:39.561	77.40	3.331	17:28:11.018
8 -	34.408	59.911	110.1	1:02.305	2:36.624 (2)	78.85	0.394	17:30:47.642
9 -	34.747	1:00.001	112.0	1:02.695	2:37.443	78.44	1.213	17:33:25.085
10 -	34.449	59.738	112.0	1:02.713	2:36.900	78.71	0.670	17:36:01.985
11 -	34.372	59.701	114.1	1:02.754	2:36.827 (3)	78.75	0.597	17:38:38.812
12 -	34.490	59.830	108.2	1:03.327	2:37.647	78.34	1.417	17:41:16.459
13 -	35.371	1:04.543	91.4	IN PIT	2:52.339 P	71.66	16.109	17:44:08.798

P17 89 TCA Jeff SEXTON

Subaru BRZ IS - TechSport Racing

IDEAL LAP TIME : 2:36.721

BEST LAP TIME : 2:36.873

DIFFERENCE : 0.152

LAP	SECTOR 1	SECTOR 2	SECTOR 3	LAP TIME	MPH	DIFF	TIME OF DAY	
1 -	OUTLAP	1:01.747	116.9	1:03.810			17:07:46.284	
2 -	35.624	1:01.973	116.5	1:06.648	2:44.245	75.19	7.372	17:10:30.529
3 -	36.798	1:02.051	116.7	IN PIT	2:45.207 P	74.76	8.334	17:13:15.736
4 -	OUTLAP	1:01.195	116.7	1:02.525	4:28.578	45.98	1:51.705	17:17:44.314
5 -	34.764	1:00.627	118.3	1:01.966	2:37.357 (2)	78.48	0.484	17:20:21.671
6 -	34.484	1:00.884	116.5	1:03.764	2:39.132	77.61	2.259	17:23:00.803
7 -	34.640	1:01.253	117.1	1:02.919	2:38.812	77.77	1.939	17:25:39.615
8 -	34.910	1:00.734	117.3	1:09.502	2:45.146	74.78	8.273	17:28:24.761
9 -	34.559	1:00.314	117.1	1:02.000	2:36.873 (1)	78.73		17:31:01.634
10 -	35.135	1:00.828	117.1	IN PIT	2:42.439 P	76.03	5.566	17:33:44.073
11 -	OUTLAP	1:01.123	116.7	1:03.088	4:40.534	44.02	2:03.661	17:38:24.607
12 -	34.593	1:00.862	116.9	1:02.120	2:37.575 (3)	78.38	0.702	17:41:02.182
13 -	34.659	1:00.271	117.1	IN PIT	2:41.043 P	76.69	4.170	17:43:43.225

P18 24 TCA Kenny MURILLO

Mazda Global Mx5 Cup - Murillo Racing

IDEAL LAP TIME : 2:36.477

BEST LAP TIME : 2:36.946

DIFFERENCE : 0.469

LAP	SECTOR 1	SECTOR 2	SECTOR 3	LAP TIME	MPH	DIFF	TIME OF DAY	
1 -	OUTLAP	1:04.441	107.8	1:04.326			17:08:10.504	
2 -	35.383	1:00.522	117.7	1:01.801	2:37.706	78.31	0.760	17:10:48.210
3 -	35.084	1:00.091	101.9	1:04.110	2:39.285	77.53	2.339	17:13:27.495
4 -	34.951	1:00.426	115.9	1:02.024	2:37.401 (3)	78.46	0.455	17:16:04.896
5 -	35.380	1:00.401	116.3	1:01.941	2:37.722	78.30	0.776	17:18:42.618
6 -	34.965	1:00.096	117.3	IN PIT	2:42.130 P	76.17	5.184	17:21:24.748
7 -	OUTLAP	1:01.076	115.7	1:02.879	3:03.031	67.47	26.085	17:24:27.779

Weather / Track : Cloudy / Dry

Circuit of the Americas

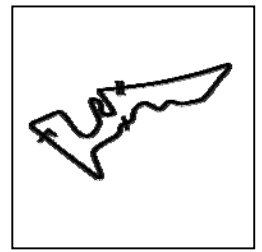
Circuit Length = 3.4308 miles

Start: 17:05 Flag 17:45 End: 17:48

Grand Prix of Texas

TCR/TCA

PRACTICE 2 - Friday March 23rd 2018 - SECTOR ANALYSIS



SECTOR 1 = FL to I1, SECTOR 2 = I1 to I2, SECTOR 3 = I2 to FL, DIFF = Difference To Personal Best Lap, P = Crossed Finish Line in Pit Lane, D = Time Disallowed

8 -	34.737	1:02.528	115.7	IN PIT	2:43.670	P	75.46	6.724	17:27:11.449
9 -	OUTLAP	1:02.064	115.3	1:02.502	4:29.919		45.75	1:52.973	17:31:41.368
10 -	34.850	1:00.422	116.5	1:01.932	2:37.204	(2)	78.56	0.258	17:34:18.572
11 -	34.966	59.939	115.7	1:02.041	2:36.946	(1)	78.69		17:36:55.518
12 -	34.989	1:00.042	116.7	IN PIT	2:41.471	P	76.48	4.525	17:39:36.989
13 -	OUTLAP	1:00.990	117.1	1:04.144	5:13.203		39.43	2:36.257	17:44:50.192
14 -	35.060	1:01.178	115.5	IN PIT	2:45.354	P	74.69	8.408	17:47:35.546

P19 22 TCA Breton WILLIAMS		Subaru BRZ IS - TechSport Racing							
IDEAL LAP TIME : 2:37.674		BEST LAP TIME : 2:38.177		DIFFERENCE : 0.503					
LAP	SECTOR 1	SECTOR 2	SECTOR 3	LAP TIME	MPH	DIFF	TIME OF DAY		
1 -	OUTLAP	1:03.354	112.0	IN PIT				P	17:07:50.386
2 -	OUTLAP	1:03.282	117.5	1:03.134	3:23.890		60.57	45.713	17:11:14.276
3 -	35.085	1:01.017	118.5	1:05.174	2:41.276		76.58	3.099	17:13:55.552
4 -	34.968	1:01.255	119.1	1:02.827	2:39.050	(3)	77.65	0.873	17:16:34.602
5 -	34.975	1:01.258	120.2	1:02.727	2:38.960	(2)	77.69	0.783	17:19:13.562
6 -	35.223	1:00.758	111.4	1:03.468	2:39.449		77.45	1.272	17:21:53.011
7 -	35.513	1:00.956	118.5	1:03.085	2:39.554		77.40	1.377	17:24:32.565
8 -	34.893	1:01.126	119.4	1:02.158	2:38.177	(1)	78.08		17:27:10.742
9 -	35.258	1:00.623	119.1	IN PIT	2:42.657	P	75.93	4.480	17:29:53.399
10 -	OUTLAP	1:01.497	118.1	1:03.444	4:00.525		51.34	1:22.348	17:33:53.924
11 -	36.531	1:03.751	117.3	1:03.225	2:43.507		75.53	5.330	17:36:37.431
12 -	35.667	1:01.300	119.8	1:02.897	2:39.864		77.25	1.687	17:39:17.295
13 -	35.438	1:00.929	117.9	1:02.804	2:39.171		77.59	0.994	17:41:56.466
14 -	35.553	1:01.008	117.9	IN PIT	2:46.178	P	74.32	8.001	17:44:42.644

P20 79 TCA Spencer PATTERSON		Subaru BRZ IS - TechSport Racing							
IDEAL LAP TIME : 2:38.592		BEST LAP TIME : 2:38.921		DIFFERENCE : 0.329					
LAP	SECTOR 1	SECTOR 2	SECTOR 3	LAP TIME	MPH	DIFF	TIME OF DAY		
1 -	OUTLAP	1:02.208	116.3	1:04.163					17:07:48.042
2 -	35.498	1:01.011	116.7	1:06.229	2:42.738		75.89	3.817	17:10:30.780
3 -	35.675	1:01.150	115.7	1:02.859	2:39.684		77.34	0.763	17:13:10.464
4 -	35.116	1:00.865	116.3	1:02.940	2:38.921	(1)	77.71		17:15:49.385
5 -	34.982	1:01.240	117.1	IN PIT	2:43.872	P	75.36	4.951	17:18:33.257
6 -	OUTLAP	1:01.062	116.7	1:03.179	3:09.577		65.14	30.656	17:21:42.834
7 -	34.890	1:01.044	117.5	1:03.247	2:39.181	(2)	77.59	0.260	17:24:22.015
8 -	34.868	1:01.035	117.3	IN PIT	2:43.522	P	75.53	4.601	17:27:05.537
9 -	OUTLAP	1:01.023	117.1	1:03.129	4:25.082		46.59	1:46.161	17:31:30.619
10 -	36.491	1:00.909	117.5	1:03.407	2:40.807		76.80	1.886	17:34:11.426
11 -	35.281	1:01.117	117.3	1:03.052	2:39.450	(3)	77.45	0.529	17:36:50.876
12 -	35.845	1:04.679	104.2	IN PIT	2:51.965	P	71.82	13.044	17:39:42.841
13 -	OUTLAP	1:01.921	116.5	1:04.283	4:57.600		41.50	2:18.679	17:44:40.441
14 -	35.596	1:02.725	106.8	IN PIT	2:51.949	P	71.82	13.028	17:47:32.390

P21 54 TCA Austin ALLISON		Mazda Global Mx5 Cup - Jason Hoover Motorsports							
IDEAL LAP TIME : 2:39.203		BEST LAP TIME : 2:39.663		DIFFERENCE : 0.460					
LAP	SECTOR 1	SECTOR 2	SECTOR 3	LAP TIME	MPH	DIFF	TIME OF DAY		
1 -	OUTLAP	1:04.886	112.0	1:05.735					17:08:22.908
2 -	36.274	1:02.636	113.9	1:03.578	2:42.488		76.01	2.825	17:11:05.396
3 -	35.820	1:02.418	113.3	1:04.542	2:42.780		75.87	3.117	17:13:48.176
4 -	35.974	1:02.351	113.9	1:04.160	2:42.485		76.01	2.822	17:16:30.661
5 -	35.513	1:02.131	115.1	1:03.338	2:40.982		76.72	1.319	17:19:11.643
6 -	35.857	1:01.791	114.7	1:03.146	2:40.794		76.81	1.131	17:21:52.437
7 -	35.551	1:01.588	113.1	1:03.405	2:40.544		76.93	0.881	17:24:32.981
8 -	35.036	1:01.421	116.9	1:03.206	2:39.663	(1)	77.35		17:27:12.644
9 -	35.592	1:02.127	114.7	1:02.746	2:40.465	(3)	76.96	0.802	17:29:53.109

Weather / Track : Cloudy / Dry

Circuit of the Americas

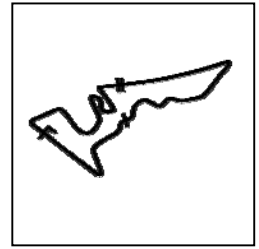
Circuit Length = 3.4308 miles

Start: 17:05 Flag 17:45 End: 17:48

Grand Prix of Texas

TCR/TCA

PRACTICE 2 - Friday March 23rd 2018 - SECTOR ANALYSIS



SECTOR 1 = FL to I1, SECTOR 2 = I1 to I2, SECTOR 3 = I2 to FL, DIFF = Difference To Personal Best Lap, P = Crossed Finish Line in Pit Lane, D = Time Disallowed

10 -	35.377	1:01.835	114.5	1:03.269	2:40.481	76.96	0.818	17:32:33.590
11 -	35.249	1:01.538	114.9	1:02.975	2:39.762 (2)	77.30	0.099	17:35:13.352
12 -	35.422	1:02.377	114.1	IN PIT	2:45.455 P	74.64	5.792	17:37:58.807

P22 55 TCA Moisey URETSKY			Mazda Global Mx5 Cup - Murillo Racing					
IDEAL LAP TIME : 2:39.748		BEST LAP TIME : 2:39.748		DIFFERENCE : 0.000				
LAP	SECTOR 1	SECTOR 2	SECTOR 3	LAP TIME	MPH	DIFF	TIME OF DAY	
1 -	OUTLAP	1:05.613	115.3	1:05.292			17:08:12.061	
2 -	35.866	1:02.647	114.9	1:04.529	2:43.042	75.75	3.294	17:10:55.103
3 -	35.526	1:02.128	114.7	1:03.738	2:41.392	76.52	1.644	17:13:36.495
4 -	35.487	1:01.824	114.7	1:03.919	2:41.230	76.60	1.482	17:16:17.725
5 -	35.659	1:01.906	114.7	1:04.040	2:41.605	76.42	1.857	17:18:59.330
6 -	35.981	1:02.005	115.1	1:03.475	2:41.461	76.49	1.713	17:21:40.791
7 -	35.961	1:02.140	114.7	1:04.296	2:42.397	76.05	2.649	17:24:23.188
8 -	35.492	1:02.021	114.9	1:04.158	2:41.671	76.39	1.923	17:27:04.859
9 -	35.634	1:01.542	115.7	1:03.207	2:40.383 (2)	77.00	0.635	17:29:45.242
10 -	35.518	1:01.613	115.1	1:03.545	2:40.676 (3)	76.86	0.928	17:32:25.918
11 -	35.401	1:01.539	115.7	1:02.808	2:39.748 (1)	77.31		17:35:05.666
12 -	35.589	1:02.319	114.7	1:02.859	2:40.767	76.82	1.019	17:37:46.433
13 -	36.134	1:02.037	115.9	1:03.692	2:41.863	76.30	2.115	17:40:28.296
14 -	35.779	1:01.734	114.7	1:03.785	2:41.298	76.57	1.550	17:43:09.594
15 -	35.663	1:02.278	115.3	1:03.563	2:41.504	76.47	1.756	17:45:51.098

P23 07 TCA Jose DA SILVA			Mazda Global Mx5 Cup - Ives Motorsports					
IDEAL LAP TIME :		BEST LAP TIME : 2:40.279		DIFFERENCE :				
LAP	SECTOR 1	SECTOR 2	SECTOR 3	LAP TIME	MPH	DIFF	TIME OF DAY	
1 -							17:08:23.737	
2 -				2:44.701	74.98	4.422	17:11:08.439	
3 -				2:42.409 (3)	76.04	2.129	17:13:50.848	
4 -				2:42.433	76.03	2.153	17:16:33.281	
5 -				2:40.412 (2)	76.99	0.132	17:19:13.693	
6 -				2:40.279 (1)	77.05		17:21:53.973	
7 -			<i>IN PIT</i>	2:53.134 P	71.33	12.854	17:24:47.108	

P24 13 TCA John MAURO			Mazda Global Mx5 Cup - Atlanta Motorsports Group/Mauro Mot					
IDEAL LAP TIME : 2:39.607		BEST LAP TIME : 2:40.623		DIFFERENCE : 1.016				
LAP	SECTOR 1	SECTOR 2	SECTOR 3	LAP TIME	MPH	DIFF	TIME OF DAY	
1 -	OUTLAP	1:04.052	114.7	1:04.551			17:08:20.149	
2 -	35.572	1:02.012	115.3	1:03.081	2:40.665 (2)	76.87	0.042	17:11:00.814
3 -	35.541	1:01.478	115.3	1:03.836	2:40.855 (3)	76.78	0.232	17:13:41.669
4 -	35.707	1:11.488	115.5	IN PIT	2:53.951 P	71.00	13.328	17:16:35.620
5 -	OUTLAP	1:04.940	99.5	IN PIT	3:16.449 P	62.87	35.826	17:19:52.069
6 -	OUTLAP	1:05.141	92.3	1:05.782	3:21.582	61.26	40.959	17:23:13.651
7 -	35.768	1:02.130	115.9	1:11.457	2:49.355	72.92	8.732	17:26:03.006
8 -	35.693	1:02.333	115.1	1:14.855	2:52.881	71.44	12.258	17:28:55.887
9 -	35.819	1:14.937	114.3	1:04.294	2:55.050	70.55	14.427	17:31:50.937
10 -	35.786	1:01.740	115.1	1:03.097	2:40.623 (1)	76.89		17:34:31.560
11 -	35.745	1:01.856	115.1	1:03.306	2:40.907	76.75	0.284	17:37:12.467
12 -	35.048	1:01.856	116.3	IN PIT	2:55.844 P	70.23	15.221	17:40:08.311

P25 25 TCA P.J. GROENKE			Subaru BRZ IS - TechSport Racing					
IDEAL LAP TIME : 2:43.246		BEST LAP TIME : 2:43.824		DIFFERENCE : 0.578				
LAP	SECTOR 1	SECTOR 2	SECTOR 3	LAP TIME	MPH	DIFF	TIME OF DAY	
1 -	OUTLAP	1:04.159	106.1	1:07.984			17:07:58.566	
2 -	36.002	1:02.691	112.5	1:05.257	2:43.950 (2)	75.33	0.126	17:10:42.516

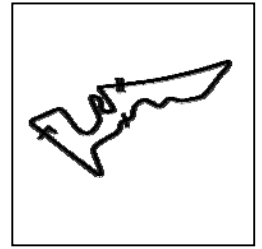
Circuit of the Americas
 Circuit Length = 3.4308 miles
 Start: 17:05 Flag 17:45 End: 17:48

Weather / Track : Cloudy / Dry

Grand Prix of Texas

TCR/TCA

PRACTICE 2 - Friday March 23rd 2018 - SECTOR ANALYSIS



SECTOR 1 = FL to I1, SECTOR 2 = I1 to I2, SECTOR 3 = I2 to FL, DIFF = Difference To Personal Best Lap, P = Crossed Finish Line in Pit Lane, D = Time Disallowed

3 -	36.101	1:03.320	118.7	IN PIT	2:48.199	P	73.43	4.375	17:13:30.715
4 -	OUTLAP	1:03.218	117.9	1:05.637	5:19.986		38.59	2:36.162	17:18:50.701
5 -	36.096	1:02.273	120.0	1:05.455	2:43.824 (1)		75.39		17:21:34.525
6 -	35.885	1:02.744	119.4	IN PIT	2:49.970	P	72.66	6.146	17:24:24.495
7 -	OUTLAP	1:03.484	119.6	1:06.271	4:51.869		42.31	2:08.045	17:29:16.364
8 -	35.716	1:03.150	117.9	IN PIT	2:48.737	P	73.19	4.913	17:32:05.101
9 -	OUTLAP	1:03.799	118.3	1:07.155	4:10.539		49.29	1:26.715	17:36:15.640
10 -	36.118	1:08.202	107.7	IN PIT	2:57.658	P	69.52	13.834	17:39:13.298
11 -	OUTLAP	1:08.099	104.2	IN PIT	3:26.114	P	59.92	42.290	17:42:39.412

P26 10 TCA Jenny GANNETT		Mazda Global Mx5 Cup - Ian Lacy Racing							
IDEAL LAP TIME : 2:44.426		BEST LAP TIME : 2:45.227		DIFFERENCE : 0.801					
LAP	SECTOR 1	SECTOR 2	SECTOR 3	LAP TIME	MPH	DIFF	TIME OF DAY		
1 -	OUTLAP	1:04.898	112.2	1:05.628			17:08:22.543		
2 -	37.063	1:02.946	115.7	1:05.660	2:45.669 (3)	74.55	0.442	17:11:08.212	
3 -	36.800	1:03.731	113.5	IN PIT	2:51.525	P	72.00	6.298	17:13:59.737
4 -	OUTLAP	1:06.099	112.4	1:08.081	5:44.375	35.86	2:59.148	17:19:44.112	
5 -	37.071	1:07.210	111.6	1:07.904	2:52.185	71.73	6.958	17:22:36.297	
6 -	37.516	1:06.456	112.5	1:06.751	2:50.723	72.34	5.496	17:25:27.020	
7 -	37.263	1:04.414	114.5	1:06.186	2:47.863	73.57	2.636	17:28:14.883	
8 -	36.914	1:04.020	113.3	1:05.561	2:46.495	74.18	1.268	17:31:01.378	
9 -	36.593	1:04.096	114.1	1:05.583	2:46.272	74.28	1.045	17:33:47.650	
10 -	37.505	1:03.136	113.5	1:05.554	2:46.195	74.31	0.968	17:36:33.845	
11 -	37.024	1:03.667	110.5	1:04.957	2:45.648 (2)	74.56	0.421	17:39:19.493	
12 -	36.523	1:03.261	113.3	1:05.443	2:45.227 (1)	74.75		17:42:04.720	
13 -	36.584	1:03.011	113.9	IN PIT	2:49.824	P	72.72	4.597	17:44:54.544

P27 95 TCA Eric POWELL		Subaru BRZ iS - TechSport Racing							
IDEAL LAP TIME : 2:41.304		BEST LAP TIME : 2:48.554		DIFFERENCE : 7.250					
LAP	SECTOR 1	SECTOR 2	SECTOR 3	LAP TIME	MPH	DIFF	TIME OF DAY		
1 -	OUTLAP	1:03.643	110.3	1:04.946			17:07:53.295		
2 -	36.699	1:06.469	99.5	1:05.386	2:48.554 (1)	73.27		17:10:41.849	
3 -	36.194	1:02.016	110.9	IN PIT	2:46.178	P	74.32		17:13:28.027
4 -				IN PIT	7:13.975	P	28.45	4:25.421	17:20:42.002
5 -	OUTLAP	1:02.511	110.9	1:03.365	3:09.505	65.17	20.951	17:23:51.507	
6 -	35.923	1:03.205	109.4	IN PIT	2:51.199	P	72.14	2.645	17:26:42.706

P28 30 TCA Travis WASHAY		Volkswagen Golf GTI - Indian Summer Racing							
IDEAL LAP TIME : 2:38.862		BEST LAP TIME :		DIFFERENCE :					
LAP	SECTOR 1	SECTOR 2	SECTOR 3	LAP TIME	MPH	DIFF	TIME OF DAY		
1 -	OUTLAP	1:13.644	79.6	IN PIT		P		17:08:55.361	
2 -	OUTLAP	1:00.161	121.7	1:04.031	3:29.425	58.97		17:12:24.786	
3 -	34.670	1:00.348	113.9	IN PIT	2:47.469	P	73.75		17:15:12.255

Grand Prix of Texas

TCR/TCA

PRACTICE 2 - Friday March 23rd 2018 - BEST SECTORS

SECTOR 1			SECTOR 2			SECTOR 3			IDEAL / BEST COMPARISON						
POS	NO	NAME	TIME	NO	NAME	TIME	NO	NAME	TIME	POS	NO	NAME	IDEAL	BEST	DIFF
													PERFECT LAP	2:20.613	
1	98	LEWIS	30.497	99	WILKINS	53.459	2	DANIEL	56.657	1	99	WILKINS	2:21.188	2:21.188	0.000
2	70	JENSEN	30.609	70	JENSEN	53.859	12	FILIPPI	56.955	2	2	DANIEL	2:21.519	2:22.229	0.710
3	99	WILKINS	30.692	43	EVERSLEY	53.993	43	EVERSLEY	57.017	3	70	JENSEN	2:21.682	2:22.191	0.509
4	43	EVERSLEY	30.732	69	GERACI	53.998	99	WILKINS	57.037	4	43	EVERSLEY	2:21.742	2:21.958	0.216
5	2	DANIEL	30.778	2	DANIEL	54.084	98	LEWIS	57.042	5	98	LEWIS	2:21.911	2:22.319	0.408
6	12	FILIPPI	30.892	18	ANDRETTI	54.244	69	GERACI	57.121	6	12	FILIPPI	2:22.213	2:22.257	0.044
7	71	HURCZYN	30.933	12	FILIPPI	54.366	70	JENSEN	57.214	7	69	GERACI	2:22.230	2:22.638	0.408
8	72	VINCENT	30.978	98	LEWIS	54.372	74	FASSNACHT	57.438	8	18	ANDRETTI	2:22.866	2:23.153	0.287
9	18	ANDRETTI	31.093	72	VINCENT	54.486	18	ANDRETTI	57.529	9	72	VINCENT	2:23.286	2:23.691	0.405
10	73	MERRIMAN	31.094	71	HURCZYN	54.695	72	VINCENT	57.822	10	71	HURCZYN	2:23.610	2:23.949	0.339
11	74	FASSNACHT	31.095	44	ESAYIAN	54.937	71	HURCZYN	57.982	11	74	FASSNACHT	2:23.655	2:24.498	0.843
12	69	GERACI	31.111	73	MERRIMAN	54.993	73	MERRIMAN	57.987	12	73	MERRIMAN	2:24.074	2:24.552	0.478
13	77	COUPAL	31.370	77	COUPAL	55.084	44	ESAYIAN	58.335	13	44	ESAYIAN	2:24.965	2:25.448	0.483
14	44	ESAYIAN	31.693	74	FASSNACHT	55.122	77	COUPAL	59.212	14	77	COUPAL	2:25.666	2:26.448	0.782
15	94	O'GORMAN	34.372	4	ORTIZ	59.546	4	ORTIZ	1:01.347	15	4	ORTIZ	2:35.458	2:35.840	0.382
16	89	SEXTON	34.484	94	O'GORMAN	59.568	24	MURILLO	1:01.801	16	94	O'GORMAN	2:36.216	2:36.230	0.014
17	4	ORTIZ	34.565	24	MURILLO	59.939	89	SEXTON	1:01.966	17	24	MURILLO	2:36.477	2:36.946	0.469
18	30	WASHAY	34.670	30	WASHAY	1:00.161	22	WILLIAMS	1:02.158	18	89	SEXTON	2:36.721	2:36.873	0.152
19	24	MURILLO	34.737	89	SEXTON	1:00.271	94	O'GORMAN	1:02.276	19	22	WILLIAMS	2:37.674	2:38.177	0.503
20	79	PATTERSON	34.868	22	WILLIAMS	1:00.623	54	ALLISON	1:02.746	20	79	PATTERSON	2:38.592	2:38.921	0.329
21	22	WILLIAMS	34.893	79	PATTERSON	1:00.865	55	URETSKY	1:02.808	21	30	WASHAY	2:38.862		
22	54	ALLISON	35.036	54	ALLISON	1:01.421	79	PATTERSON	1:02.859	22	54	ALLISON	2:39.203	2:39.663	0.460
23	13	MAURO	35.048	13	MAURO	1:01.478	13	MAURO	1:03.081	23	13	MAURO	2:39.607	2:40.623	1.016
24	55	URETSKY	35.401	55	URETSKY	1:01.539	95	POWELL	1:03.365	24	55	URETSKY	2:39.748	2:39.748	0.000
25	25	GROENKE	35.716	95	POWELL	1:02.016	30	WASHAY	1:04.031	25	95	POWELL	2:41.304	2:48.554	7.250
26	95	POWELL	35.923	25	GROENKE	1:02.273	10	GANNETT	1:04.957	26	25	GROENKE	2:43.246	2:43.824	0.578
27	10	GANNETT	36.523	10	GANNETT	1:02.946	25	GROENKE	1:05.257	27	10	GANNETT	2:44.426	2:45.227	0.801
28										28	07	DA SILVA		2:40.279	

Weather / Track : Cloudy / Dry

Circuit of the Americas

Circuit Length = 3.4308 miles

Start: 17:05 Flag 17:45 End: 17:48

Results can be found at www.tsl-timing.com

Printed - 17:49 Friday, March 23, 2018

Grand Prix of Texas

TCR/TCA

PRACTICE 2 - Friday March 23rd 2018 - BEST SPEEDS

POS	INTERMEDIATE 1		INTERMEDIATE 2		FINISH LINE	
	NO	NAME	MPH	NO	NAME	MPH
1			98	LEWIS	141.8	
2			99	WILKINS	141.2	
3			69	GERACI	140.6	
4			2	DANIEL	140.1	
5			71	HURCZYN	139.5	
6			70	JENSEN	138.9	
7			72	VINCENT	138.9	
8			43	EVERSLEY	137.7	
9			18	ANDRETTI	137.5	
10			77	COUPAL	137.5	
11			73	MERRIMAN	136.9	
12			12	FILIPPI	136.6	
13			44	ESAYIAN	136.3	
14			74	FASSNACHT	135.5	
15			30	WASHAY	121.7	
16			22	WILLIAMS	120.2	
17			25	GROENKE	120.0	
18			4	ORTIZ	119.4	
19			89	SEXTON	118.3	
20			24	MURILLO	117.7	
21			79	PATTERSON	117.5	
22			54	ALLISON	116.9	
23			13	MAURO	116.3	
24			55	URETSKY	115.9	
25			10	GANNETT	115.7	
26			94	O'GORMAN	114.1	
27			95	POWELL	110.9	
28						

Weather / Track : Cloudy / Dry

Results can be found at www.tsl-timing.com

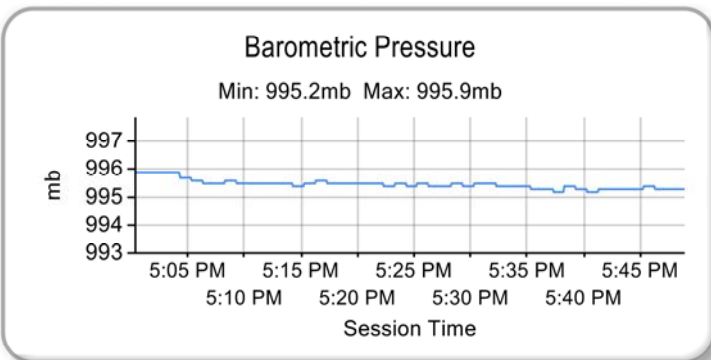
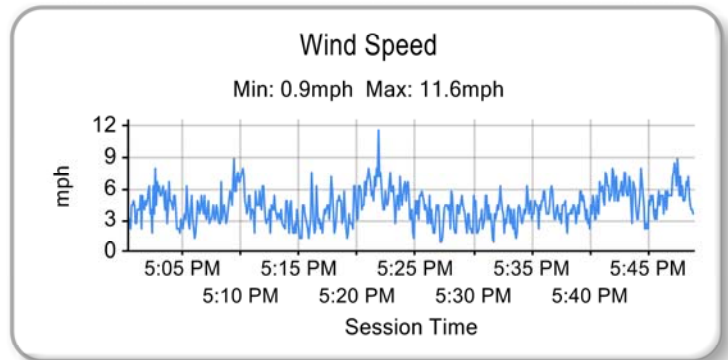
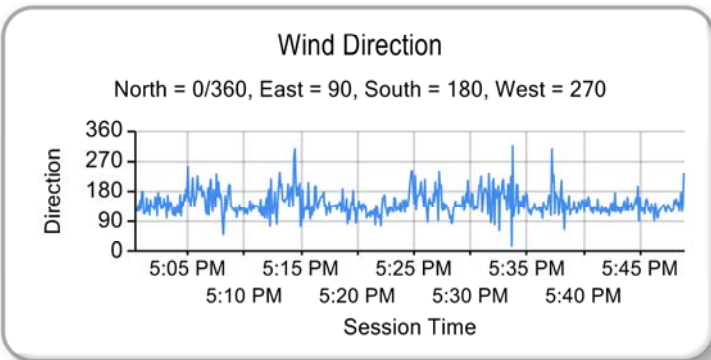
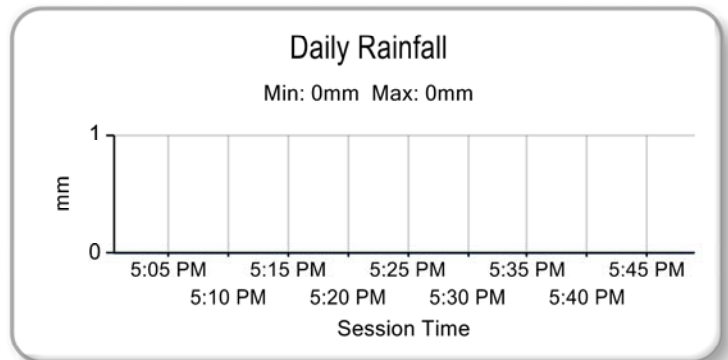
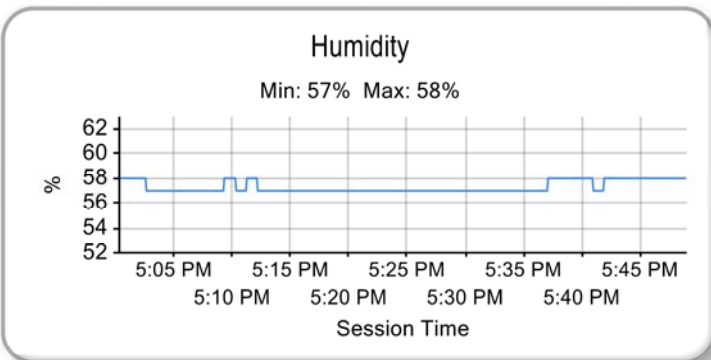
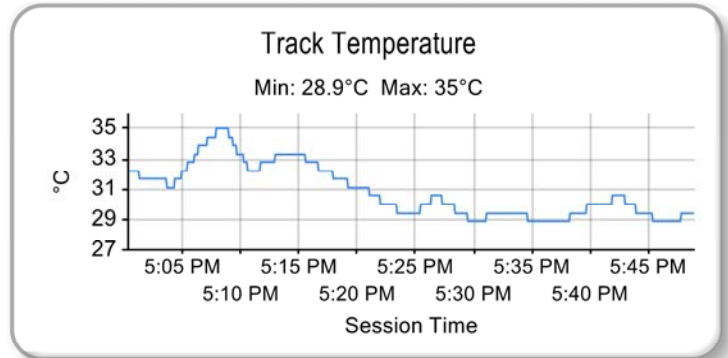
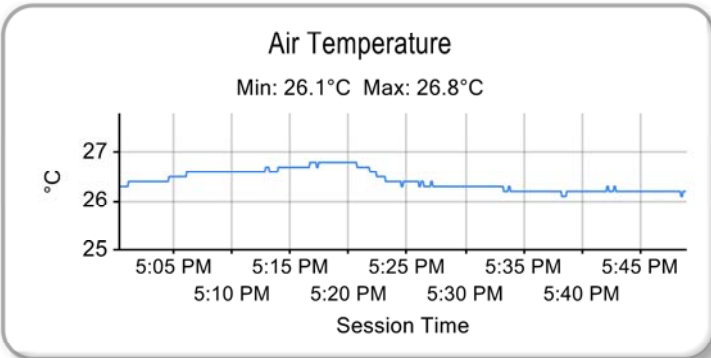
Circuit of the Americas
Circuit Length = 3.4308 miles
Start: 17:05 Flag 17:45 End: 17:48

Printed - 17:50 Friday, March 23, 2018

Grand Prix of Texas

TCR/TCA

PRACTICE 2 - Friday March 23rd 2018 - WEATHER CONDITIONS



Weather / Track : Cloudy / Dry

Results can be found at www.tsl-timing.com

Circuit of the Americas
Circuit Length = 3.4308 miles
Start: 17:05 Flag 17:45 End: 17:48

Printed - 17:51 Friday, March 23, 2018

Grand Prix of Texas



TCR/TCA

QUALIFYING - ROUND 1 - Saturday March 24th 2018 - CLASSIFICATION FINAL

POS	NO	CL	PIC NAME	ENTRY	TIME	ON	LAPS	GAP	DIFF	MPH
1	99	TCR	1 Mark WILKINS	Hyundai I30 N TCR - Bryan Herta Autosport with Curb Ag	2:18.914	5	7			88.91
2	98	TCR	2 Michael LEWIS	Hyundai I30 N TCR - Bryan Herta Autosport with Curb-Ag	2:19.252	6	7	0.338	0.338	88.69
3	43	TCR	3 Ryan EVERSLEY	Honda Civic Type-R TCR - RealTime Racing	2:19.314	4	5	0.400	0.062	88.65
4	70	TCR	4 Martin JENSEN	Alfa Romeo Giulietta TCR - Alfatcr.USA	2:20.195	3	4	1.281	0.881	88.09
5	2	TCR	5 Jerimy DANIEL	Audi Sport RS3 LMS - The Racing Company	2:20.549	3	7	1.635	0.354	87.87
6	71	TCR	6 Michael HURCZYK	Volkswagen Golf GTI TCR - FCP Euro by HRD	2:20.924	6	8	2.010	0.375	87.64
7	12	TCR	7 Mason FILIPPI	Volkswagen Golf GTI TCR - TFB	2:21.121	3	7	2.207	0.197	87.51
8	69	TCR	8 Anthony GERACI	Audi Sport RS3 LMS - Heinlein Racing Development	2:21.337	4	8	2.423	0.216	87.38
9	72	TCR	9 Nate VINCENT	Volkswagen Golf GTI TCR - FCP Euro by HRD	2:21.505	6	8	2.591	0.168	87.28
10	18	TCR	10 Jarett ANDRETTI	Volkswagen Golf GTI TCR - Copeland Motorsports	2:21.932	5	6	3.018	0.427	87.01
11	74	TCR	11 Matt FASSNACHT	Audi Sport RS3 LMS - Murillo Racing	2:21.949	4	9	3.035	0.017	87.00
12	44	TCR	12 Nick ESAYIAN	Honda Civic Type-R TCR - RealTime Racing	2:22.715	7	7	3.801	0.766	86.54
13	77	TCR	13 JT COUPAL	Audi Sport RS3 LMS - Compass Racing	2:22.742	2	7	3.828	0.027	86.52
14	73	TCR	14 Dwight MERRIMAN	Volkswagen Golf GTI TCR - Heinlein Racing Developmen	2:23.271	4	9	4.357	0.529	86.20
15	4	TCA	1 Bryan ORTIZ	Mazda Global Mx5 Cup - Copeland Motorsports	2:33.372	3	7	14.458	10.101	80.52
16	94	TCA	2 Tom O'GORMAN	Honda Civic Si - RealTime Racing	2:33.464	2	3	14.550	0.092	80.48
17	89	TCA	3 Jeff SEXTON	Subaru BRZ IS - TechSport Racing	2:33.617	4	7	14.703	0.153	80.40
18	95	TCA	4 Eric POWELL	Subaru BRZ IS - TechSport Racing	2:33.638	6	8	14.724	0.021	80.38
19	24	TCA	5 Kenny MURILLO	Mazda Global Mx5 Cup - Murillo Racing	2:34.488	4	8	15.574	0.850	79.94
20	25	TCA	6 P.J. GROENKE	Subaru BRZ IS - TechSport Racing	2:34.593	4	5	15.679	0.105	79.89
21	30	TCA	7 Travis WASHAY	Volkswagen Golf GTI - Indian Summer Racing	2:35.340	3	4	16.426	0.747	79.50
22	22	TCA	8 Breton WILLIAMS	Subaru BRZ IS - TechSport Racing	2:35.636	3	7	16.722	0.296	79.35
23	79	TCA	9 Spencer PATTERSON	Subaru BRZ IS - TechSport Racing	2:35.776	3	8	16.862	0.140	79.28
24	54	TCA	10 Austin ALLISON	Mazda Global Mx5 Cup - Jason Hoover Motorsports	2:37.335	3	6	18.421	1.559	78.50
25	13	TCA	11 John MAURO	Mazda Global Mx5 Cup - Atlanta Motorsports Group/Maur	2:37.538	4	7	18.624	0.203	78.39
26	07	TCA	12 Jose DA SILVA	Mazda Global Mx5 Cup - Ives Motorsports	2:38.662	7	7	19.748	1.124	77.84
27	55	TCA	13 Moisey URETSKY	Mazda Global Mx5 Cup - Murillo Racing	2:39.159	8	8	20.245	0.497	77.60
28	10	TCA	14 Jenny GANNETT	Mazda Global Mx5 Cup - Ian Lacy Racing	2:42.726	5	7	23.812	3.567	75.90

CLASS TCA QUALIFYING LAPTIME (107.0% of 2:33.484) = 2:44.228

CLASS TCR QUALIFYING LAPTIME (107.0% of 2:19.160) = 2:28.901

- 11:03 - Car #24 - Lap time disallowed - Track limits
- 11:04 - Car #72 - Lap time disallowed - Track limits
- 11:05 - Cars #71, #98 + #99 - Lap time disallowed - Track limits
- 11:08 - Car #72 - Lap time disallowed - Track limits
- 11:16 - Car #2 - Lap time disallowed - Track limits

Circuit of the Americas
 Circuit Length = 3.4308 miles
 Start: 10:55 Flag 11:15 End: 11:18

Weather / Track : Cloudy / Dry

These results are provisional until the conclusion of any judicial and technical matters.

Chief Steward :	Chief of Timing
-----------------	-----------------

Results can be found at www.tsl-timing.com

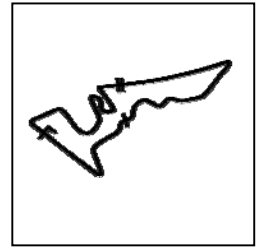
Printed - 11:27 Saturday, March 24, 2018



Grand Prix of Texas

TCR/TCA

QUALIFYING - ROUND 1 - Saturday March 24th 2018 - SECTOR ANALYSIS



SECTOR 1 = FL to I1, SECTOR 2 = I1 to I2, SECTOR 3 = I2 to FL, DIFF = Difference To Personal Best Lap, P = Crossed Finish Line in Pit Lane, D = Time Disallowed

P1 99 TCR		Mark WILKINS			Hyundai I30 N TCR - Bryan Herta Autosport with Curb Agajanian		
IDEAL LAP TIME : 2:18.861		BEST LAP TIME : 2:18.914		DIFFERENCE : 0.053			
LAP	SECTOR 1	SECTOR 2	SECTOR 3	LAP TIME	MPH	DIFF	TIME OF DAY
1 -	OUTLAP	1:00.268	118.7	1:01.287			11:00:10.203
2 -	32.669	59.788	85.1	1:04.357	2:36.814	78.76	17.900 11:02:47.017
3 -	30.418	52.924	140.6	55.749	2:19.094	D 88.79	0.177 11:05:06.108
4 -	32.582	57.415	131.5	58.842	2:28.839	(3) 82.98	9.925 11:07:34.947
5 -	30.372	52.971	141.8	55.571	2:18.914 (1)	88.91	11:09:53.861
6 -	31.649	56.174	129.3	59.180	2:27.003	(2) 84.01	8.089 11:12:20.864
7 -	30.366	54.330	138.9	IN PIT	2:29.265	P 82.74	10.351 11:14:50.129

P2 98 TCR		Michael LEWIS			Hyundai I30 N TCR - Bryan Herta Autosport with Curb-Agajania		
IDEAL LAP TIME : 2:18.688		BEST LAP TIME : 2:19.252		DIFFERENCE : 0.564			
LAP	SECTOR 1	SECTOR 2	SECTOR 3	LAP TIME	MPH	DIFF	TIME OF DAY
1 -	OUTLAP	1:00.449	124.7	1:01.030			11:00:08.802
2 -	33.175	1:02.408	119.4	1:01.747	2:37.330	78.50	18.078 11:02:46.132
3 -	30.249	53.320	140.3	55.789	2:19.358	D 88.62	0.106 11:05:05.490
4 -	32.210	56.974	133.6	58.950	2:28.134	(3) 83.37	8.882 11:07:33.624
5 -	30.393	53.780	140.3	55.520	2:19.693	(2) 88.41	0.441 11:09:53.317
6 -	30.148	53.020	142.1	56.084	2:19.252 (1)	88.69	11:12:12.569
7 -	30.975	53.865	128.3	IN PIT	2:29.352	P 82.69	10.100 11:14:41.921

P3 43 TCR		Ryan EVERSLEY			Honda Civic Type-R TCR - RealTime Racing		
IDEAL LAP TIME : 2:18.831		BEST LAP TIME : 2:19.314		DIFFERENCE : 0.483			
LAP	SECTOR 1	SECTOR 2	SECTOR 3	LAP TIME	MPH	DIFF	TIME OF DAY
1 -	OUTLAP	1:01.286	116.5	1:06.709			11:00:27.064
2 -	33.965	57.805	122.6	59.510	2:31.280	(3) 81.64	11.966 11:02:58.344
3 -	30.123	52.907	139.8	58.530	2:21.560	(2) 87.24	2.246 11:05:19.904
4 -	30.362	53.151	139.8	55.801	2:19.314 (1)	88.65	11:07:39.218
5 -	33.100	1:02.054	109.2	IN PIT	2:43.413	P 75.58	24.099 11:10:22.631

P4 70 TCR		Martin JENSEN			Alfa Romeo Giulietta TCR - Alfatcr.USA		
IDEAL LAP TIME : 2:20.099		BEST LAP TIME : 2:20.195		DIFFERENCE : 0.096			
LAP	SECTOR 1	SECTOR 2	SECTOR 3	LAP TIME	MPH	DIFF	TIME OF DAY
1 -	OUTLAP	1:09.557	87.9	1:01.542			10:59:48.234
2 -	30.397	53.757	132.6	56.738	2:20.892	(2) 87.66	0.697 11:02:09.126
3 -	30.431	53.364	138.9	56.400	2:20.195 (1)	88.09	11:04:29.321
4 -	30.335	54.129	127.5	IN PIT	2:35.752	P 79.29	15.557 11:07:05.073

P5 2 TCR		Jerimy DANIEL			Audi Sport RS3 LMS - The Racing Company		
IDEAL LAP TIME : 2:20.378		BEST LAP TIME : 2:20.549		DIFFERENCE : 0.171			
LAP	SECTOR 1	SECTOR 2	SECTOR 3	LAP TIME	MPH	DIFF	TIME OF DAY
1 -	OUTLAP	59.207	112.2	1:00.032			10:59:20.878
2 -	30.995	53.531	135.5	56.194	2:20.720	(2) 87.76	0.171 11:01:41.598
3 -	30.730	53.607	132.1	56.212	2:20.549 (1)	87.87	11:04:02.147
4 -	34.399	1:02.121	108.2	IN PIT	2:39.443	P 77.46	18.894 11:06:41.590
5 -	OUTLAP	1:08.167	108.9	58.531	4:40.897	43.96	2:20.348 11:11:22.487
6 -	30.653	54.000	137.5	56.625	2:21.278	(3) 87.42	0.729 11:13:43.765
7 -	30.723	54.511	136.6	56.810	2:22.044	D 86.95	1.495 11:16:05.809

P6 71 TCR		Michael HURCZYN			Volkswagen Golf GTI TCR - FCP Euro by HRD		
IDEAL LAP TIME : 2:20.576		BEST LAP TIME : 2:20.924		DIFFERENCE : 0.348			
LAP	SECTOR 1	SECTOR 2	SECTOR 3	LAP TIME	MPH	DIFF	TIME OF DAY

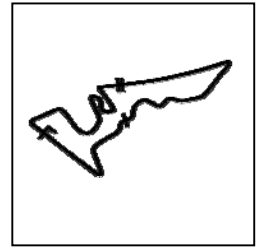
Weather / Track : Cloudy / Dry

Circuit of the Americas
 Circuit Length = 3.4308 miles
 Start: 10:55 Flag 11:15 End: 11:18

Grand Prix of Texas

TCR/TCA

QUALIFYING - ROUND 1 - Saturday March 24th 2018 - SECTOR ANALYSIS



SECTOR 1 = FL to I1, SECTOR 2 = I1 to I2, SECTOR 3 = I2 to FL, DIFF = Difference To Personal Best Lap, P = Crossed Finish Line in Pit Lane, D = Time Disallowed

LAP	SECTOR 1	SECTOR 2	SECTOR 3	LAP TIME	MPH	DIFF	TIME OF DAY
1 -	OUTLAP	1:01.491	120.4	1:01.990			10:57:52.082
2 -	32.912	57.771	121.5	58.657	2:29.340	82.70	8.416 11:00:21.422
3 -	30.768	54.218	137.2	56.683	2:21.669 (3)	87.18	0.745 11:02:43.091
4 -	30.495	53.780	137.5	56.301	2:20.576 D	87.85	11:05:03.667
5 -	30.533	53.970	138.3	56.492	2:20.995 (2)	87.59	0.071 11:07:24.662
6 -	30.702	53.837	138.0	56.385	2:20.924 (1)	87.64	11:09:45.586
7 -	30.766	54.199	137.7	56.728	2:21.693	87.16	0.769 11:12:07.279
8 -	30.606	57.647	108.2	IN PIT	2:36.019 P	79.16	15.095 11:14:43.298

P7 12 TCR Mason FILIPPI			Volkswagen Golf GTI TCR - TFB				
IDEAL LAP TIME : 2:21.121		BEST LAP TIME : 2:21.121		DIFFERENCE : 0.000			
LAP	SECTOR 1	SECTOR 2	SECTOR 3	LAP TIME	MPH	DIFF	TIME OF DAY
1 -	OUTLAP	1:08.714	89.4	1:02.047			10:59:51.567
2 -	31.230	54.529	136.6	56.797	2:22.556 (2)	86.63	1.435 11:02:14.123
3 -	30.657	54.051	134.7	56.413	2:21.121 (1)	87.51	11:04:35.244
4 -	31.140	54.343	134.2	IN PIT	2:32.909 P	80.77	11.788 11:07:08.153
5 -	OUTLAP	1:04.548	131.8	57.509	5:00.989	41.03	2:39.868 11:12:09.142
6 -	30.776	54.459	135.0	57.670	2:22.905 (3)	86.42	1.784 11:14:32.047
7 -	31.615	56.112	123.1	IN PIT	2:37.560 P	78.38	16.439 11:17:09.607

P8 69 TCR Anthony GERACI			Audi Sport RS3 LMS - Heinlein Racing Development				
IDEAL LAP TIME : 2:21.040		BEST LAP TIME : 2:21.337		DIFFERENCE : 0.297			
LAP	SECTOR 1	SECTOR 2	SECTOR 3	LAP TIME	MPH	DIFF	TIME OF DAY
1 -	OUTLAP	59.984	113.5	1:01.538			10:57:49.352
2 -	33.059	55.445	138.6	57.690	2:26.194	84.48	4.857 11:00:15.546
3 -	31.047	54.430	139.8	56.614	2:22.091 (3)	86.92	0.754 11:02:37.637
4 -	30.988	53.640	139.5	56.709	2:21.337 (1)	87.38	11:04:58.974
5 -	30.917	53.822	140.1	56.842	2:21.581 (2)	87.23	0.244 11:07:20.555
6 -	30.786	56.785	90.3	58.892	2:26.463	84.32	5.126 11:09:47.018
7 -	31.131	57.106	106.3	1:00.468	2:28.705	83.05	7.368 11:12:15.723
8 -	31.211	54.359	141.5	IN PIT	2:30.448 P	82.09	9.111 11:14:46.171

P9 72 TCR Nate VINCENT			Volkswagen Golf GTI TCR - FCP Euro by HRD				
IDEAL LAP TIME : 2:21.494		BEST LAP TIME : 2:21.505		DIFFERENCE : 0.011			
LAP	SECTOR 1	SECTOR 2	SECTOR 3	LAP TIME	MPH	DIFF	TIME OF DAY
1 -	OUTLAP	1:02.566	109.2	1:06.300			10:58:00.340
2 -	33.575	1:00.555	98.5	IN PIT	2:41.681 P	76.39	20.176 11:00:42.021
3 -	OUTLAP	56.054	131.0	58.597	2:48.368 D	73.35	26.863 11:03:30.389
4 -	31.002	54.837	133.6	57.403	2:23.242 (3)	86.22	1.737 11:05:53.631
5 -	31.042	54.550	136.9	57.239	2:22.834 D	86.47	1.326 11:08:16.462
6 -	31.013	53.903	136.3	56.589	2:21.505 (1)	87.28	11:10:37.967
7 -	32.300	55.392	128.5	58.950	2:26.642	84.22	5.137 11:13:04.609
8 -	31.065	54.174	136.1	56.765	2:22.004 (2)	86.97	0.499 11:15:26.613

P10 18 TCR Jarett ANDRETTI			Volkswagen Golf GTI TCR - Copeland Motorsports				
IDEAL LAP TIME : 2:21.898		BEST LAP TIME : 2:21.932		DIFFERENCE : 0.034			
LAP	SECTOR 1	SECTOR 2	SECTOR 3	LAP TIME	MPH	DIFF	TIME OF DAY
1 -	OUTLAP	1:02.150	103.2	IN PIT			10:58:07.312
2 -	OUTLAP	1:01.154	87.7	IN PIT	3:09.509 P	65.17	47.577 11:01:16.821
3 -	OUTLAP	54.305	137.5	1:01.916	2:55.018	70.56	33.086 11:04:11.839
4 -	30.879	54.391	136.9	57.401	2:22.671 (2)	86.56	0.739 11:06:34.510
5 -	30.913	54.022	136.6	56.997	2:21.932 (1)	87.01	11:08:56.442
6 -	33.590	1:00.170	113.3	IN PIT	2:45.915 P	74.44	23.983 11:11:42.357

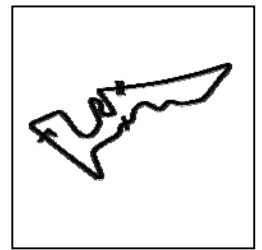
Weather / Track : Cloudy / Dry

Circuit of the Americas
 Circuit Length = 3.4308 miles
 Start: 10:55 Flag 11:15 End: 11:18

Grand Prix of Texas

TCR/TCA

QUALIFYING - ROUND 1 - Saturday March 24th 2018 - SECTOR ANALYSIS



SECTOR 1 = FL to I1, SECTOR 2 = I1 to I2, SECTOR 3 = I2 to FL, DIFF = Difference To Personal Best Lap, P = Crossed Finish Line in Pit Lane, D = Time Disallowed

P11 74 TCR		Matt FASSNACHT			Audi Sport RS3 LMS - Murillo Racing		
IDEAL LAP TIME : 2:21.547		BEST LAP TIME : 2:21.949		DIFFERENCE : 0.402			
LAP	SECTOR 1	SECTOR 2	SECTOR 3	LAP TIME	MPH	DIFF	TIME OF DAY
1 -	OUTLAP	58.447	122.4	1:01.923			10:57:51.024
2 -	31.828	56.327	136.3	58.029	2:26.184	84.48	4.235 11:00:17.208
3 -	31.061	54.636	136.9	56.833	2:22.530 (3)	86.65	0.581 11:02:39.738
4 -	30.994	54.477	137.2	56.478	2:21.949 (1)	87.00	11:05:01.687
5 -	30.815	54.254	136.6	56.999	2:22.068 (2)	86.93	0.119 11:07:23.755
6 -	30.835	56.680	137.2	57.316	2:24.831	85.27	2.882 11:09:48.586
7 -	30.895	55.020	136.3	59.404	2:25.319	84.99	3.370 11:12:13.905
8 -	31.750	55.399	116.5	1:00.394	2:27.543	83.71	5.594 11:14:41.448
9 -	30.856	54.858	136.1	57.182	2:22.896	86.43	0.947 11:17:04.344

P12 44 TCR		Nick ESAYIAN			Honda Civic Type-R TCR - RealTime Racing		
IDEAL LAP TIME : 2:22.685		BEST LAP TIME : 2:22.715		DIFFERENCE : 0.030			
LAP	SECTOR 1	SECTOR 2	SECTOR 3	LAP TIME	MPH	DIFF	TIME OF DAY
1 -	OUTLAP	1:11.341	71.5	1:10.405			11:00:43.830
2 -	34.635	1:10.960	114.5	1:02.952	2:48.547	73.27	25.832 11:03:32.377
3 -	31.912	54.971	131.8	1:02.731	2:29.614	82.55	6.899 11:06:01.991
4 -	31.471	54.290	126.3	1:00.219	2:25.980	84.60	3.265 11:08:27.971
5 -	31.443	55.098	137.5	58.009	2:24.550 (3)	85.44	1.835 11:10:52.521
6 -	31.318	54.176	138.0	58.085	2:23.579 (2)	86.02	0.864 11:13:16.100
7 -	30.952	54.206	137.5	57.557	2:22.715 (1)	86.54	11:15:38.815

P13 77 TCR		JT COUPAL			Audi Sport RS3 LMS - Compass Racing		
IDEAL LAP TIME : 2:22.231		BEST LAP TIME : 2:22.742		DIFFERENCE : 0.511			
LAP	SECTOR 1	SECTOR 2	SECTOR 3	LAP TIME	MPH	DIFF	TIME OF DAY
1 -	OUTLAP	1:05.142	106.0	1:02.896			10:58:37.756
2 -	31.037	54.249	139.5	57.456	2:22.742 (1)	86.52	11:01:00.498
3 -	31.234	54.497	138.0	57.962	2:23.693 (3)	85.95	0.951 11:03:24.191
4 -	30.526	54.735	137.7	57.613	2:22.874 (2)	86.44	0.132 11:05:47.065
5 -	31.562	55.165	137.7	57.630	2:24.357	85.55	1.615 11:08:11.422
6 -	30.977	55.595	137.5	58.251	2:24.823	85.28	2.081 11:10:36.245
7 -	31.909	1:03.079	112.0	IN PIT	2:48.460 P	73.31	25.718 11:13:24.705

P14 73 TCR		Dwight MERRIMAN			Volkswagen Golf GTI TCR - Heinlein Racing Development		
IDEAL LAP TIME : 2:22.641		BEST LAP TIME : 2:23.271		DIFFERENCE : 0.630			
LAP	SECTOR 1	SECTOR 2	SECTOR 3	LAP TIME	MPH	DIFF	TIME OF DAY
1 -	OUTLAP	1:02.302	105.6	1:03.257			10:57:55.815
2 -	32.763	57.363	119.8	59.523	2:29.649	82.53	6.378 11:00:25.464
3 -	31.290	55.483	135.5	57.165	2:23.938 (3)	85.80	0.667 11:02:49.402
4 -	30.960	54.959	137.2	57.352	2:23.271 (1)	86.20	11:05:12.673
5 -	30.631	56.952	136.9	57.051	2:24.634	85.39	1.363 11:07:37.307
6 -	30.992	55.937	136.6	57.243	2:24.172	85.66	0.901 11:10:01.479
7 -	30.660	56.376	135.5	58.958	2:25.994	84.59	2.723 11:12:27.473
8 -	30.772	55.092	136.9	57.435	2:23.299 (2)	86.18	0.028 11:14:50.772
9 -	30.846	55.152	136.3	59.016	2:25.014	85.17	1.743 11:17:15.786

P15 4 TCA		Bryan ORTIZ			Mazda Global Mx5 Cup - Copeland Motorsports		
IDEAL LAP TIME : 2:33.372		BEST LAP TIME : 2:33.372		DIFFERENCE : 0.000			
LAP	SECTOR 1	SECTOR 2	SECTOR 3	LAP TIME	MPH	DIFF	TIME OF DAY
1 -	OUTLAP	1:02.721	114.1	1:03.297			10:58:01.813
2 -	34.651	59.459	116.9	1:02.174	2:36.284	79.02	2.912 11:00:38.097
3 -	34.081	58.705	118.5	1:00.586	2:33.372 (1)	80.52	11:03:11.469

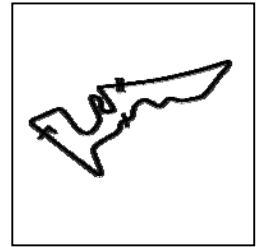
Weather / Track : Cloudy / Dry

Circuit of the Americas
 Circuit Length = 3.4308 miles
 Start: 10:55 Flag 11:15 End: 11:18

Grand Prix of Texas

TCR/TCA

QUALIFYING - ROUND 1 - Saturday March 24th 2018 - SECTOR ANALYSIS



SECTOR 1 = FL to I1, SECTOR 2 = I1 to I2, SECTOR 3 = I2 to FL, DIFF = Difference To Personal Best Lap, P = Crossed Finish Line in Pit Lane, D = Time Disallowed

4 -	34.239	59.096	119.8	1:01.293	2:34.628 (2)	79.87	1.256	11:05:46.097
5 -	34.807	1:00.079	115.7	1:01.202	2:36.088	79.12	2.716	11:08:22.185
6 -	34.445	59.711	115.7	1:01.148	2:35.304 (3)	79.52	1.932	11:10:57.489
7 -	38.863	1:04.730	95.0	IN PIT	2:59.356 P	68.86	25.984	11:13:56.845

P16 94 TCA Tom O'GORMAN		Honda Civic Si - RealTime Racing						
IDEAL LAP TIME : 2:33.464		BEST LAP TIME : 2:33.464		DIFFERENCE : 0.000				
LAP	SECTOR 1	SECTOR 2	SECTOR 3	LAP TIME	MPH	DIFF	TIME OF DAY	
1 -	OUTLAP	1:02.245	95.5	1:03.557			10:58:55.969	
2 -	34.090	58.384	117.3	1:00.990	2:33.464 (1)	80.48	11:01:29.433	
3 -	39.165	1:13.749	90.8	IN PIT	3:05.105 P	66.72	31.641	11:04:34.538

P17 89 TCA Jeff SEXTON		Subaru BRZ IS - TechSport Racing						
IDEAL LAP TIME : 2:33.617		BEST LAP TIME : 2:33.617		DIFFERENCE : 0.000				
LAP	SECTOR 1	SECTOR 2	SECTOR 3	LAP TIME	MPH	DIFF	TIME OF DAY	
1 -	OUTLAP	1:04.613	99.7	1:07.505			10:57:53.006	
2 -	34.238	59.599	119.4	1:03.789	2:37.626 (3)	78.35	4.009	11:00:30.632
3 -	34.045	59.353	118.1	1:00.796	2:34.194 (2)	80.09	0.577	11:03:04.826
4 -	33.984	58.996	117.5	1:00.637	2:33.617 (1)	80.40	11:05:38.443	
5 -	34.112	1:02.648	117.1	1:13.738	2:50.498	72.44	16.881	11:08:28.941
6 -	34.114	1:01.809	97.9	1:07.049	2:42.972	75.78	9.355	11:11:11.913
7 -	34.246	1:01.390	106.3	IN PIT	2:46.536 P	74.16	12.919	11:13:58.449

P18 95 TCA Eric POWELL		Subaru BRZ IS - TechSport Racing						
IDEAL LAP TIME : 2:33.544		BEST LAP TIME : 2:33.638		DIFFERENCE : 0.094				
LAP	SECTOR 1	SECTOR 2	SECTOR 3	LAP TIME	MPH	DIFF	TIME OF DAY	
1 -	OUTLAP	1:02.699	106.3	1:02.606			10:57:46.906	
2 -	35.747	1:02.899	102.1	1:06.794	2:45.440	74.65	11.802	11:00:32.346
3 -	34.090	59.409	120.6	1:01.126	2:34.625 (3)	79.87	0.987	11:03:06.971
4 -	33.909	59.134	120.2	1:00.872	2:33.915 (2)	80.24	0.277	11:05:40.886
5 -	33.831	59.464	119.6	1:13.494	2:46.789	74.05	13.151	11:08:27.675
6 -	33.925	58.892	122.2	1:00.821	2:33.638 (1)	80.38	11:11:01.313	
7 -	38.725	1:16.675	71.0	1:12.707	3:08.107	65.65	34.469	11:14:09.420
8 -	34.082	59.389	118.5	IN PIT	2:49.055 P	73.05	15.417	11:16:58.475

P19 24 TCA Kenny MURILLO		Mazda Global Mx5 Cup - Murillo Racing						
IDEAL LAP TIME : 2:34.287		BEST LAP TIME : 2:34.488		DIFFERENCE : 0.201				
LAP	SECTOR 1	SECTOR 2	SECTOR 3	LAP TIME	MPH	DIFF	TIME OF DAY	
1 -	OUTLAP	1:01.951	116.5	1:03.068			10:58:02.386	
2 -	34.298	59.339	118.9	1:01.721	2:35.358	79.49	0.870	11:00:37.744
3 -	34.129	59.198	113.9	1:01.407	2:34.734 D	79.82	0.246	11:03:12.478
4 -	34.217	59.037	119.6	1:01.234	2:34.488 (1)	79.94	11:05:46.966	
5 -	34.573	1:00.987	116.7	1:02.985	2:38.545	77.90	4.057	11:08:25.511
6 -	34.219	59.918	117.7	1:01.121	2:35.258 (3)	79.55	0.770	11:11:00.769
7 -	34.427	59.198	119.4	1:01.546	2:35.171 (2)	79.59	0.683	11:13:35.940
8 -	34.350	59.619	116.3	1:01.378	2:35.347	79.50	0.859	11:16:11.287

P20 25 TCA P.J. GROENKE		Subaru BRZ IS - TechSport Racing						
IDEAL LAP TIME : 2:34.593		BEST LAP TIME : 2:34.593		DIFFERENCE : 0.000				
LAP	SECTOR 1	SECTOR 2	SECTOR 3	LAP TIME	MPH	DIFF	TIME OF DAY	
1 -	OUTLAP	1:03.586	105.8	1:06.364			10:57:55.676	
2 -	35.150	1:00.175	118.1	1:02.098	2:37.423 (3)	78.45	2.830	11:00:33.099
3 -	35.658	59.790	119.8	1:01.680	2:37.128 (2)	78.60	2.535	11:03:10.227
4 -	34.138	59.097	120.2	1:01.358	2:34.593 (1)	79.89	11:05:44.820	

Weather / Track : Cloudy / Dry

Circuit of the Americas

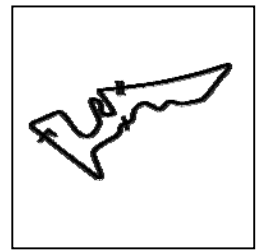
Circuit Length = 3.4308 miles

Start: 10:55 Flag 11:15 End: 11:18

Grand Prix of Texas

TCR/TCA

QUALIFYING - ROUND 1 - Saturday March 24th 2018 - SECTOR ANALYSIS



SECTOR 1 = FL to I1, SECTOR 2 = I1 to I2, SECTOR 3 = I2 to FL, DIFF = Difference To Personal Best Lap, P = Crossed Finish Line in Pit Lane, D = Time Disallowed

5 - 35.861 1:06.208 112.5 IN PIT 2:56.378 P 70.02 21.785 11:08:41.198

P21 30 TCA		Travis WASHAY		Volkswagen Golf GTI - Indian Summer Racing			
IDEAL LAP TIME : 2:35.179		BEST LAP TIME : 2:35.340		DIFFERENCE : 0.161			
LAP	SECTOR 1	SECTOR 2	SECTOR 3	LAP TIME	MPH	DIFF	TIME OF DAY
1 -	OUTLAP	1:09.451	114.3	1:06.399			10:58:43.695
2 -	34.172	59.550	123.3	1:02.052	2:35.774 (2)	79.28	0.434 11:01:19.469
3 -	34.333	59.022	123.8	1:01.985	2:35.340 (1)	79.50	11:03:54.809
4 -	36.358	1:06.268	84.5	IN PIT	3:04.133 P	67.07	28.793 11:06:58.942

P22 22 TCA		Breton WILLIAMS		Subaru BRZ IS - TechSport Racing			
IDEAL LAP TIME : 2:35.570		BEST LAP TIME : 2:35.636		DIFFERENCE : 0.066			
LAP	SECTOR 1	SECTOR 2	SECTOR 3	LAP TIME	MPH	DIFF	TIME OF DAY
1 -	OUTLAP	1:04.555	103.2	1:06.292			10:57:57.243
2 -	35.302	1:00.706	117.9	1:01.927	2:37.935	78.20	2.299 11:00:35.178
3 -	34.234	59.516	123.1	1:01.886	2:35.636 (1)	79.35	11:03:10.814
4 -	34.227	59.457	120.9	1:02.374	2:36.058 (3)	79.14	0.422 11:05:46.872
5 -	35.411	1:05.202	116.5	1:04.395	2:45.008	74.85	9.372 11:08:31.880
6 -	34.357	59.509	121.7	1:02.138	2:36.004 (2)	79.17	0.368 11:11:07.884
7 -	36.698	1:08.692	92.9	IN PIT	2:58.194 P	69.31	22.558 11:14:06.078

P23 79 TCA		Spencer PATTERSON		Subaru BRZ IS - TechSport Racing			
IDEAL LAP TIME : 2:35.440		BEST LAP TIME : 2:35.776		DIFFERENCE : 0.336			
LAP	SECTOR 1	SECTOR 2	SECTOR 3	LAP TIME	MPH	DIFF	TIME OF DAY
1 -	OUTLAP	1:03.226	113.3	1:05.379			10:57:55.511
2 -	35.590	1:00.175	119.8	1:02.113	2:37.878	78.23	2.102 11:00:33.389
3 -	34.593	59.524	119.8	1:01.659	2:35.776 (1)	79.28	11:03:09.165
4 -	34.377	59.935	117.3	1:01.923	2:36.235 (3)	79.05	0.459 11:05:45.400
5 -	35.842	1:00.070	119.6	1:01.630	2:37.542	78.39	1.766 11:08:22.942
6 -	34.286	59.840	119.6	1:01.779	2:35.905 (2)	79.22	0.129 11:10:58.847
7 -	34.689	59.967	119.4	1:02.233	2:36.889	78.72	1.113 11:13:35.736
8 -	34.845	59.795	120.4	1:01.838	2:36.478	78.93	0.702 11:16:12.214

P24 54 TCA		Austin ALLISON		Mazda Global Mx5 Cup - Jason Hoover Motorsports			
IDEAL LAP TIME : 2:36.593		BEST LAP TIME : 2:37.335		DIFFERENCE : 0.742			
LAP	SECTOR 1	SECTOR 2	SECTOR 3	LAP TIME	MPH	DIFF	TIME OF DAY
1 -	OUTLAP	1:04.149	113.9	1:03.298			10:58:08.359
2 -	34.999	1:01.120	115.3	1:02.177	2:38.296	78.02	0.961 11:00:46.655
3 -	34.598	1:01.054	114.7	1:01.683	2:37.335 (1)	78.50	11:03:23.990
4 -	34.461	1:00.677	114.7	1:02.888	2:38.026 (3)	78.15	0.691 11:06:02.016
5 -	35.055	1:00.449	113.9	1:01.884	2:37.388 (2)	78.47	0.053 11:08:39.404
6 -	34.903	1:01.101	113.5	IN PIT	2:45.524 P	74.61	8.189 11:11:24.928

P25 13 TCA		John MAURO		Mazda Global Mx5 Cup - Atlanta Motorsports Group/Mauro Mot			
IDEAL LAP TIME : 2:37.364		BEST LAP TIME : 2:37.538		DIFFERENCE : 0.174			
LAP	SECTOR 1	SECTOR 2	SECTOR 3	LAP TIME	MPH	DIFF	TIME OF DAY
1 -	OUTLAP	1:04.436	113.1	1:04.556			10:58:16.270
2 -	35.492	1:01.002	117.7	1:03.647	2:40.141	77.12	2.603 11:00:56.411
3 -	35.011	1:00.922	115.9	1:02.219	2:38.152 (3)	78.09	0.614 11:03:34.563
4 -	34.815	1:00.691	115.1	1:02.032	2:37.538 (1)	78.39	11:06:12.101
5 -	35.038	1:00.517	115.1	1:02.108	2:37.663 (2)	78.33	0.125 11:08:49.764
6 -	35.253	1:00.911	115.9	1:12.896	2:49.060	73.05	11.522 11:11:38.824
7 -	35.207	1:02.336	114.5	IN PIT	2:44.846 P	74.92	7.308 11:14:23.670

Weather / Track : Cloudy / Dry

Circuit of the Americas

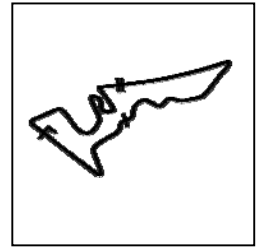
Circuit Length = 3.4308 miles

Start: 10:55 Flag 11:15 End: 11:18

Grand Prix of Texas

TCR/TCA

QUALIFYING - ROUND 1 - Saturday March 24th 2018 - SECTOR ANALYSIS



SECTOR 1 = FL to I1, SECTOR 2 = I1 to I2, SECTOR 3 = I2 to FL, DIFF = Difference To Personal Best Lap, P = Crossed Finish Line in Pit Lane, D = Time Disallowed

P26		07 TCA		Jose DA SILVA		Mazda Global Mx5 Cup - Ives Motorsports		
IDEAL LAP TIME : 2:38.662		BEST LAP TIME : 2:38.662		DIFFERENCE : 0.000				
LAP	SECTOR 1	SECTOR 2	SECTOR 3	LAP TIME	MPH	DIFF	TIME OF DAY	
1 -	OUTLAP	1:04.748	111.4	1:06.222			10:58:20.748	
2 -	35.708	1:01.678	115.3	1:03.535	2:40.921	76.75	2.259	11:01:01.669
3 -	35.781	1:01.610	115.5	1:03.417	2:40.808 (3)	76.80	2.146	11:03:42.477
4 -	35.506	1:01.143	112.0	1:03.550	2:40.199 (2)	77.09	1.537	11:06:22.676
5 -	35.433	1:01.338	102.2	IN PIT	2:47.807 P	73.60	9.145	11:09:10.483
6 -	OUTLAP	1:06.483	113.9	1:04.551	4:26.449	46.35	1:47.787	11:13:36.932
7 -	34.874	1:00.916	116.1	1:02.872	2:38.662 (1)	77.84		11:16:15.594

P27		55 TCA		Moisey URETSKY		Mazda Global Mx5 Cup - Murillo Racing		
IDEAL LAP TIME : 2:38.915		BEST LAP TIME : 2:39.159		DIFFERENCE : 0.244				
LAP	SECTOR 1	SECTOR 2	SECTOR 3	LAP TIME	MPH	DIFF	TIME OF DAY	
1 -	OUTLAP	1:05.233	116.7	1:04.176			10:58:03.977	
2 -	35.677	1:02.044	113.9	1:03.412	2:41.133	76.65	1.974	11:00:45.110
3 -	35.047	1:02.334	112.5	1:03.525	2:40.906 (3)	76.75	1.747	11:03:26.016
4 -	35.076	1:02.662	114.5	1:03.207	2:40.945	76.73	1.786	11:06:06.961
5 -	35.215	1:01.322	113.5	1:05.322	2:41.859	76.30	2.700	11:08:48.820
6 -	35.656	1:01.664	109.8	1:05.323	2:42.643	75.93	3.484	11:11:31.463
7 -	35.647	1:01.812	114.7	1:03.060	2:40.519 (2)	76.94	1.360	11:14:11.982
8 -	35.280	1:01.333	114.3	1:02.546	2:39.159 (1)	77.60		11:16:51.141

P28		10 TCA		Jenny GANNETT		Mazda Global Mx5 Cup - Ian Lacy Racing		
IDEAL LAP TIME : 2:42.454		BEST LAP TIME : 2:42.726		DIFFERENCE : 0.272				
LAP	SECTOR 1	SECTOR 2	SECTOR 3	LAP TIME	MPH	DIFF	TIME OF DAY	
1 -	OUTLAP	1:05.946	114.5	1:05.956			10:58:12.278	
2 -	36.874	1:03.157	113.3	1:05.951	2:45.982	74.41	3.256	11:00:58.260
3 -	36.469	1:02.519	114.1	1:04.333	2:43.321 (2)	75.62	0.595	11:03:41.581
4 -	36.953	1:02.286	114.3	1:04.544	2:43.783 (3)	75.41	1.057	11:06:25.364
5 -	36.212	1:01.909	114.7	1:04.605	2:42.726 (1)	75.90		11:09:08.090
6 -	36.332	1:02.649	113.3	1:04.846	2:43.827	75.38	1.101	11:11:51.917
7 -	36.346	1:02.501	113.5	IN PIT	2:48.280 P	73.39	5.554	11:14:40.197

Weather / Track : Cloudy / Dry

Grand Prix of Texas

TCR/TCA

QUALIFYING - ROUND 1 - Saturday March 24th 2018 - BEST SECTORS

SECTOR 1			SECTOR 2			SECTOR 3			IDEAL / BEST COMPARISON						
POS	NO	NAME	TIME	NO	NAME	TIME	NO	NAME	TIME	POS	NO	NAME	IDEAL	BEST	DIFF
													PERFECT LAP	2:18.550	
1	43	EVERSLEY	30.123	43	EVERSLEY	52.907	98	LEWIS	55.520	1	98	LEWIS	2:18.688	2:19.252	0.564
2	98	LEWIS	30.148	99	WILKINS	52.924	99	WILKINS	55.571	2	43	EVERSLEY	2:18.831	2:19.314	0.483
3	70	JENSEN	30.335	98	LEWIS	53.020	43	EVERSLEY	55.801	3	99	WILKINS	2:18.861	2:18.914	0.053
4	99	WILKINS	30.366	70	JENSEN	53.364	2	DANIEL	56.194	4	70	JENSEN	2:20.099	2:20.195	0.096
5	71	HURCZYN	30.495	2	DANIEL	53.531	71	HURCZYN	56.301	5	2	DANIEL	2:20.378	2:20.549	0.171
6	77	COUPAL	30.526	69	GERACI	53.640	70	JENSEN	56.400	6	71	HURCZYN	2:20.576	2:20.924	0.348
7	73	MERRIMAN	30.631	71	HURCZYN	53.780	12	FILIPPI	56.413	7	69	GERACI	2:21.040	2:21.337	0.297
8	2	DANIEL	30.653	72	VINCENT	53.903	74	FASSNACHT	56.478	8	12	FILIPPI	2:21.121	2:21.121	0.000
9	12	FILIPPI	30.657	18	ANDRETTI	54.022	72	VINCENT	56.589	9	72	VINCENT	2:21.494	2:21.505	0.011
10	69	GERACI	30.786	12	FILIPPI	54.051	69	GERACI	56.614	10	74	FASSNACHT	2:21.547	2:21.949	0.402
11	74	FASSNACHT	30.815	44	ESAYIAN	54.176	18	ANDRETTI	56.997	11	18	ANDRETTI	2:21.898	2:21.932	0.034
12	18	ANDRETTI	30.879	77	COUPAL	54.249	73	MERRIMAN	57.051	12	77	COUPAL	2:22.231	2:22.742	0.511
13	44	ESAYIAN	30.952	74	FASSNACHT	54.254	77	COUPAL	57.456	13	73	MERRIMAN	2:22.641	2:23.271	0.630
14	72	VINCENT	31.002	73	MERRIMAN	54.959	44	ESAYIAN	57.557	14	44	ESAYIAN	2:22.685	2:22.715	0.030
15	95	POWELL	33.831	94	O'GORMAN	58.384	4	ORTIZ	1:00.586	15	4	ORTIZ	2:33.372	2:33.372	0.000
16	89	SEXTON	33.984	4	ORTIZ	58.705	89	SEXTON	1:00.637	16	94	O'GORMAN	2:33.464	2:33.464	0.000
17	4	ORTIZ	34.081	95	POWELL	58.892	95	POWELL	1:00.821	17	95	POWELL	2:33.544	2:33.638	0.094
18	94	O'GORMAN	34.090	89	SEXTON	58.996	94	O'GORMAN	1:00.990	18	89	SEXTON	2:33.617	2:33.617	0.000
19	24	MURILLO	34.129	30	WASHAY	59.022	24	MURILLO	1:01.121	19	24	MURILLO	2:34.287	2:34.488	0.201
20	25	GROENKE	34.138	24	MURILLO	59.037	25	GROENKE	1:01.358	20	25	GROENKE	2:34.593	2:34.593	0.000
21	30	WASHAY	34.172	25	GROENKE	59.097	79	PATTERSON	1:01.630	21	30	WASHAY	2:35.179	2:35.340	0.161
22	22	WILLIAMS	34.227	22	WILLIAMS	59.457	54	ALLISON	1:01.683	22	79	PATTERSON	2:35.440	2:35.776	0.336
23	79	PATTERSON	34.286	79	PATTERSON	59.524	22	WILLIAMS	1:01.886	23	22	WILLIAMS	2:35.570	2:35.636	0.066
24	54	ALLISON	34.461	54	ALLISON	1:00.449	30	WASHAY	1:01.985	24	54	ALLISON	2:36.593	2:37.335	0.742
25	13	MAURO	34.815	13	MAURO	1:00.517	13	MAURO	1:02.032	25	13	MAURO	2:37.364	2:37.538	0.174
26	07	DA SILVA	34.874	07	DA SILVA	1:00.916	55	URETSKY	1:02.546	26	07	DA SILVA	2:38.662	2:38.662	0.000
27	55	URETSKY	35.047	55	URETSKY	1:01.322	07	DA SILVA	1:02.872	27	55	URETSKY	2:38.915	2:39.159	0.244
28	10	GANNETT	36.212	10	GANNETT	1:01.909	10	GANNETT	1:04.333	28	10	GANNETT	2:42.454	2:42.726	0.272

Weather / Track : Cloudy / Dry

Results can be found at www.tsl-timing.com

Circuit of the Americas

Circuit Length = 3.4308 miles

Start: 10:55 Flag 11:15 End: 11:18

Printed - 11:20 Saturday, March 24, 2018

Grand Prix of Texas

TCR/TCA

QUALIFYING - ROUND 1 - Saturday March 24th 2018 - BEST SPEEDS

POS	INTERMEDIATE 1		INTERMEDIATE 2		FINISH LINE		MPH
	NO	NAME	NO	NAME	NO	NAME	
1			98	LEWIS			142.1
2			99	WILKINS			141.8
3			69	GERACI			141.5
4			43	EVERSLEY			139.8
5			77	COUPAL			139.5
6			70	JENSEN			138.9
7			71	HURCZYN			138.3
8			44	ESAYIAN			138.0
9			2	DANIEL			137.5
10			18	ANDRETTI			137.5
11			74	FASSNACHT			137.2
12			73	MERRIMAN			137.2
13			72	VINCENT			136.9
14			12	FILIPPI			136.6
15			30	WASHAY			123.8
16			22	WILLIAMS			123.1
17			95	POWELL			122.2
18			79	PATTERSON			120.4
19			25	GROENKE			120.2
20			4	ORTIZ			119.8
21			24	MURILLO			119.6
22			89	SEXTON			119.4
23			13	MAURO			117.7
24			94	O'GORMAN			117.3
25			55	URETSKY			116.7
26			07	DA SILVA			116.1
27			54	ALLISON			115.3
28			10	GANNETT			114.7

Weather / Track : Cloudy / Dry

Results can be found at www.tsl-timing.com

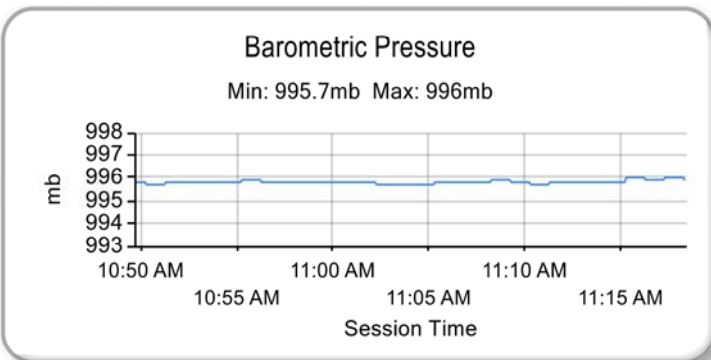
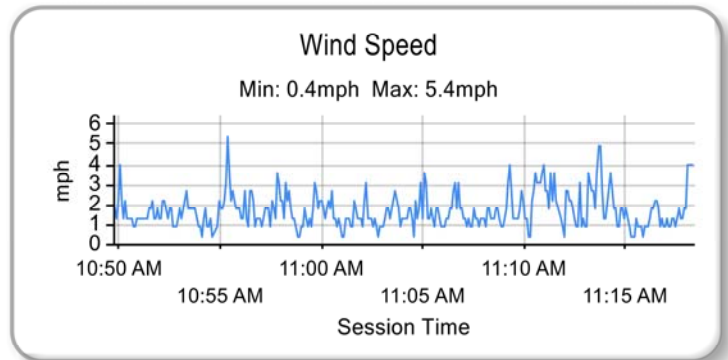
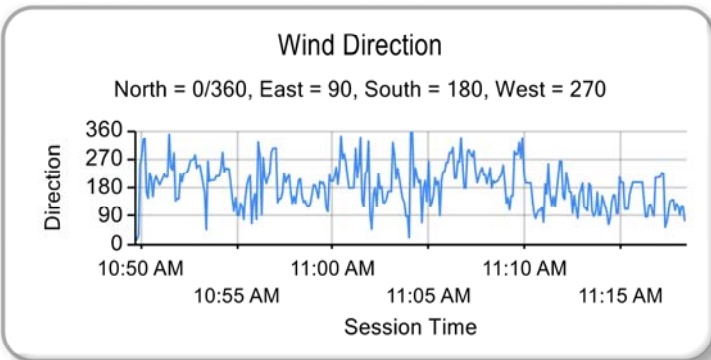
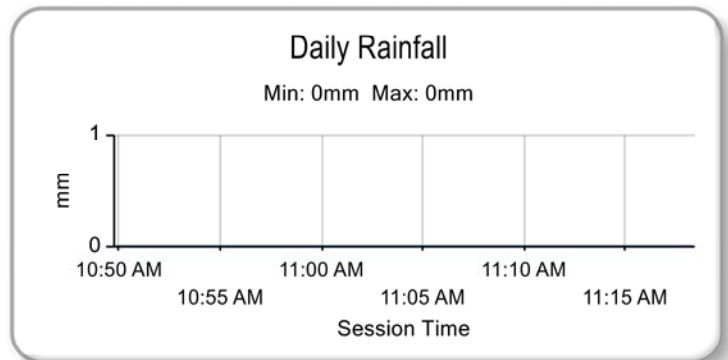
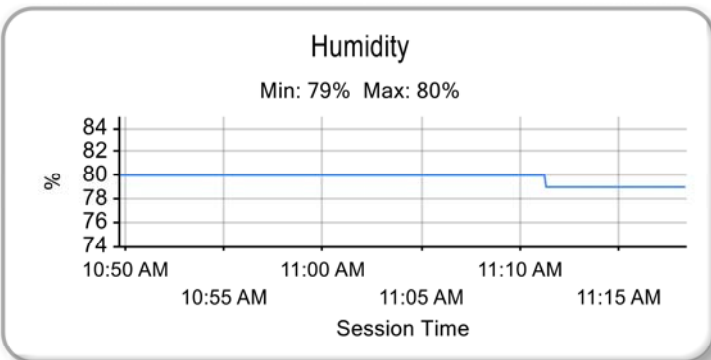
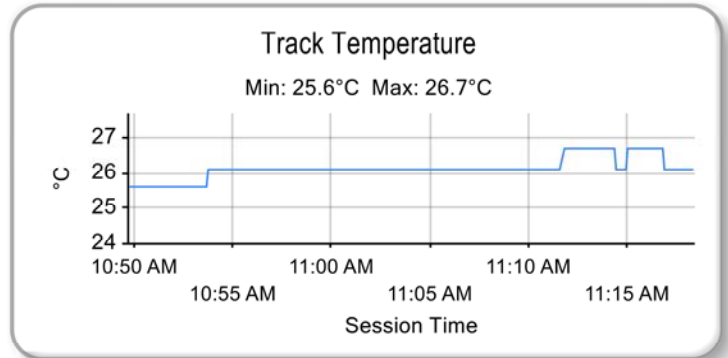
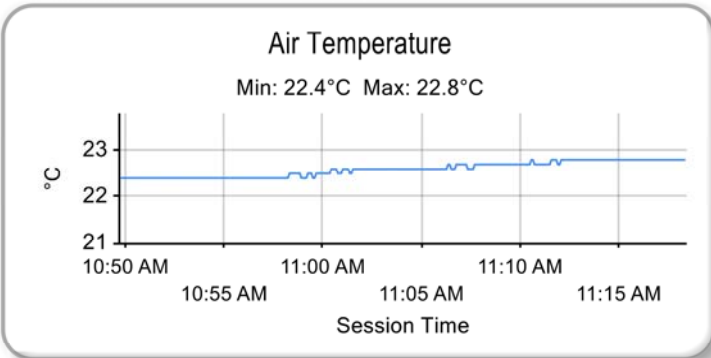
Circuit of the Americas
Circuit Length = 3.4308 miles
Start: 10:55 Flag 11:15 End: 11:18

Printed - 11:21 Saturday, March 24, 2018

Grand Prix of Texas

TCR/TCA

QUALIFYING - ROUND 1 - Saturday March 24th 2018 - WEATHER CONDITIONS



Weather / Track : Cloudy / Dry

Results can be found at www.tsl-timing.com

Circuit of the Americas
Circuit Length = 3.4308 miles
Start: 10:55 Flag 11:15 End: 11:18
Printed - 11:22 Saturday, March 24, 2018

Grand Prix of Texas

TCR/TCA

ROUND 1 - Saturday March 24th 2018 - GRID (40 minutes)



ROW 15	30	2:42.726	10 Jenny GANNETT	TC - TCA	29	2:39.159	55 Moisey URETSKY	TC - TCA
ROW 14	28	2:38.662	07 Jose DA SILVA	TC - TCA	27	2:37.538	13 John MAURO	TC - TCA
ROW 13	26	2:37.335	54 Austin ALLISON	TC - TCA	25	2:35.776	79 Spencer PATTERSON	TC - TCA
ROW 12	24	2:35.636	22 Breton WILLIAMS	TC - TCA	23	2:35.340	30 Travis WASHAY	TC - TCA
ROW 11	22	2:34.593	25 P.J. GROENKE	TC - TCA	21	2:34.488	24 Kenny MURILLO	TC - TCA
ROW 10	20	2:33.638	95 Eric POWELL	TC - TCA	19	2:33.617	89 Jeff SEXTON	TC - TCA
ROW 9	18	2:33.464	94 Tom O'GORMAN	TC - TCA	17	2:33.372	4 Bryan ORTIZ	TC - TCA
ROW 8								
ROW 7	14	2:23.271	73 Dwight MERRIMAN	TC - TCR	13	2:22.742	77 JT COUPAL	TC - TCR
ROW 6	12	2:22.715	44 Nick ESAYIAN	TC - TCR	11	2:21.949	74 Matt FASSNACHT	TC - TCR
ROW 5	10	2:21.932	18 Jarett ANDRETTI	TC - TCR	9	2:21.505	72 Nate VINCENT	TC - TCR
ROW 4	8	2:21.337	69 Anthony GERACI	TC - TCR	7	2:21.121	12 Mason FILIPPI	TC - TCR
ROW 3	6	2:20.924	71 Michael HURCZYN	TC - TCR	5	2:20.549	2 Jerimy DANIEL	TC - TCR
ROW 2	4	2:20.195	70 Martin JENSEN	TC - TCR	3	2:19.314	43 Ryan EVERSLEY	TC - TCR
ROW 1	2	2:19.252	98 Michael LEWIS	TC - TCR	1	2:18.914	99 Mark WILKINS	TC - TCR
Pole								

Circuit of the Americas
Circuit Length = 3.4308 miles

These results are provisional until the conclusion of any judicial and technical matters.

Chief Steward :	Chief of Timing
-----------------	-----------------

Results can be found at www.tsl-timing.com

Printed - 11:30 Saturday, March 24, 2018



Grand Prix of Texas

TCR/TCA

ROUND 1 - Saturday March 24th 2018 - CLASSIFICATION - FINAL



POS	NO	CL	PIC NAME	ENTRY	LAPS	TIME	GAP	DIFF	MPH	BEST	ON
1	98	TCR	1 Michael LEWIS	Hyundai I30 N TCR - Bryan Herta Autosport with Cu	17	40:14.929			86.67	2:20.087	2
2	99	TCR	2 Mark WILKINS	Hyundai I30 N TCR - Bryan Herta Autosport with Cu	17	40:16.066	1.137	1.137	86.62	2:19.988	3
3	43	TCR	3 Ryan EVERSLEY	Honda Civic Type-R TCR - RealTime Racing	17	40:20.015	5.086	3.949	86.48	2:20.438	3
4	70	TCR	4 Martin JENSEN	Alfa Romeo Giulietta TCR - Alfatcr.USA	17	40:37.213	22.284	17.198	85.87	2:20.951	2
5	69	TCR	5 Anthony GERACI	Audi Sport RS3 LMS - Heinlein Racing Developmen	17	40:52.742	37.813	15.529	85.33	2:22.614	2
6	71	TCR	6 Michael HURCZYN	Volkswagen Golf GTI TCR - FCP Euro by HRD	17	40:56.070	41.141	3.328	85.21	2:22.755	2
7	2	TCR	7 Jerimy DANIEL	Audi Sport RS3 LMS - The Racing Company	17	40:56.514	41.585	0.444	85.20	2:22.316	2
8	72	TCR	8 Nate VINCENT	Volkswagen Golf GTI TCR - FCP Euro by HRD	17	41:05.276	50.347	8.762	84.90	2:23.162	8
9	12	TCR	9 Mason FILIPPI	Volkswagen Golf GTI TCR - TFB	17	41:12.381	57.452	7.105	84.65	2:23.571	2
10	74	TCR	10 Matt FASSNACHT	Audi Sport RS3 LMS - Murillo Racing	17	41:13.535	58.606	1.154	84.61	2:24.383	12
11	73	TCR	11 Dwight MERRIMAN	Volkswagen Golf GTI TCR - Heinlein Racing Develo	17	41:28.088	1:13.159	14.553	84.12	2:24.759	11
12	44	TCR	12 Nick ESAYIAN	Honda Civic Type-R TCR - RealTime Racing	17	41:54.137	1:39.208	26.049	83.25	2:24.360	9
13	77	TCR	13 JT COUPAL	Audi Sport RS3 LMS - Compass Racing	16	41:39.372	1 Lap	1 Lap	78.80	2:25.000	2
14	95	TCA	1 Eric POWELL	Subaru BRZ iS - TechSport Racing	16	41:53.805	1 Lap	14.433	78.34	2:35.469	5
15	94	TCA	2 Tom O'GORMAN	Honda Civic Si - RealTime Racing	16	41:53.976	1 Lap	0.171	78.34	2:35.571	7
16	25	TCA	3 P.J. GROENKE	Subaru BRZ iS - TechSport Racing	16	42:07.075	1 Lap	13.099	77.93	2:36.144	8
17	4	TCA	4 Bryan ORTIZ	Mazda Global Mx5 Cup - Copeland Motorsports	16	42:07.886	1 Lap	0.811	77.91	2:36.653	3
18	24	TCA	5 Kenny MURILLO	Mazda Global Mx5 Cup - Murillo Racing	16	42:12.323	1 Lap	4.437	77.77	2:37.218	6
19	79	TCA	6 Spencer PATTERSON	Subaru BRZ iS - TechSport Racing	16	42:18.058	1 Lap	5.735	77.59	2:36.821	4
20	22	TCA	7 Breton WILLIAMS	Subaru BRZ iS - TechSport Racing	15	40:32.110	2 Laps	1 Lap	75.90	2:36.856	3
21	13	TCA	8 John MAURO	Mazda Global Mx5 Cup - Atlanta Motorsports Group	15	40:33.627	2 Laps	1.517	75.85	2:39.345	4
22	07	TCA	9 Jose DA SILVA	Mazda Global Mx5 Cup - Ives Motorsports	15	40:36.410	2 Laps	2.783	75.76	2:40.241	5
23	54	TCA	10 Austin ALLISON	Mazda Global Mx5 Cup - Jason Hoover Motorsports	15	40:59.806	2 Laps	23.396	75.04	2:38.696	3
24	55	TCA	11 Moisey URETSKY	Mazda Global Mx5 Cup - Murillo Racing	15	41:25.960	2 Laps	26.154	74.25	2:40.050	3
25	30	TCA	12 Travis WASHAY	Volkswagen Golf GTI - Indian Summer Racing	15	41:36.311	2 Laps	10.351	73.94	2:37.209	3
26	10	TCA	13 Jenny GANNETT	Mazda Global Mx5 Cup - Ian Lacy Racing	15	41:50.325	2 Laps	14.014	73.53	2:44.561	9
27	89	TCA	14 Jeff SEXTON	Subaru BRZ iS - TechSport Racing	10	30:34.093	7 Laps	5 Laps	66.97	2:39.547	3

NOT CLASSIFIED

NC	18	TCR	Jarett ANDRETTI	Volkswagen Golf GTI TCR - Copeland Motorsports	1	2:31.558	16 Laps	9 Laps	77.11		
----	----	-----	-----------------	--	---	----------	---------	--------	-------	--	--

FASTEST LAP

99	TCR	Mark WILKINS	Hyundai I30 N TCR - Bryan Herta Autosport with Cu	3	2:19.988	88.22 mph	141.98 kph
95	TCA	Eric POWELL	Subaru BRZ iS - TechSport Racing	5	2:35.469	79.44 mph	127.85 kph

Circuit of the Americas
 Circuit Length = 3.4308 miles
 Start: 17:09 Flag 17:49 End: 17:51

Weather / Track : Cloudy / Dry

These results are provisional until the conclusion of any judicial and technical matters.

Chief Steward :	Chief of Timing
-----------------	-----------------

Results can be found at www.tsl-timing.com

Printed - 17:54 Saturday, March 24, 2018



Grand Prix of Texas

TCR

ROUND 1 - Saturday March 24th 2018 - CLASSIFICATION - FINAL



POS	NO	CL	PIC NAME	ENTRY	LAPS	TIME	GAP	DIFF	MPH	BEST	ON
1	98	TCR	1 Michael LEWIS	Hyundai I30 N TCR - Bryan Herta Autosport with Cu	17	40:14.929			86.67	2:20.087	2
2	99	TCR	2 Mark WILKINS	Hyundai I30 N TCR - Bryan Herta Autosport with Cu	17	40:16.066	1.137	1.137	86.62	2:19.988	3
3	43	TCR	3 Ryan EVERSLEY	Honda Civic Type-R TCR - RealTime Racing	17	40:20.015	5.086	3.949	86.48	2:20.438	3
4	70	TCR	4 Martin JENSEN	Alfa Romeo Giulietta TCR - Alfatcr.USA	17	40:37.213	22.284	17.198	85.87	2:20.951	2
5	69	TCR	5 Anthony GERACI	Audi Sport RS3 LMS - Heinlein Racing Developmen	17	40:52.742	37.813	15.529	85.33	2:22.614	2
6	71	TCR	6 Michael HURCZYN	Volkswagen Golf GTI TCR - FCP Euro by HRD	17	40:56.070	41.141	3.328	85.21	2:22.755	2
7	2	TCR	7 Jerimy DANIEL	Audi Sport RS3 LMS - The Racing Company	17	40:56.514	41.585	0.444	85.20	2:22.316	2
8	72	TCR	8 Nate VINCENT	Volkswagen Golf GTI TCR - FCP Euro by HRD	17	41:05.276	50.347	8.762	84.90	2:23.162	8
9	12	TCR	9 Mason FILIPPI	Volkswagen Golf GTI TCR - TFB	17	41:12.381	57.452	7.105	84.65	2:23.571	2
10	74	TCR	10 Matt FASSNACHT	Audi Sport RS3 LMS - Murillo Racing	17	41:13.535	58.606	1.154	84.61	2:24.383	12
11	73	TCR	11 Dwight MERRIMAN	Volkswagen Golf GTI TCR - Heinlein Racing Develo	17	41:28.088	1:13.159	14.553	84.12	2:24.759	11
12	44	TCR	12 Nick ESAYIAN	Honda Civic Type-R TCR - RealTime Racing	17	41:54.137	1:39.208	26.049	83.25	2:24.360	9
13	77	TCR	13 JT COUPAL	Audi Sport RS3 LMS - Compass Racing	16	41:39.372	1 Lap	1 Lap	78.80	2:25.000	2

NOT CLASSIFIED

NC	18	TCR	Jarett ANDRETTI	Volkswagen Golf GTI TCR - Copeland Motorsports	1	2:31.558	16 Laps	15 Laps	77.11		
----	----	-----	-----------------	--	---	----------	---------	---------	-------	--	--

FASTEST LAP

	99	TCR	Mark WILKINS	Hyundai I30 N TCR - Bryan Herta Autosport with Cu	3	2:19.988			88.22 mph	141.98 kph	
--	----	-----	--------------	---	---	----------	--	--	-----------	------------	--

Weather / Track : Cloudy / Dry

These results are provisional until the conclusion of any judicial and technical matters.

Circuit of the Americas

Circuit Length = 3.4308 miles

Start: 17:09 Flag 17:49 End: 17:51

Chief Steward :	Chief of Timing
-----------------	-----------------

Results can be found at www.tsl-timing.com

Printed - 17:56 Saturday, March 24, 2018



Grand Prix of Texas

TCA

ROUND 1 - Saturday March 24th 2018 - CLASSIFICATION - FINAL



POS	NO	CL	PIC NAME	ENTRY	LAPS	TIME	GAP	DIFF	MPH	BEST	ON
1	95	TCA	1 Eric POWELL	Subaru BRZ tS - TechSport Racing	16	41:53.805			78.34	2:35.469	5
2	94	TCA	2 Tom O'GORMAN	Honda Civic Si - RealTime Racing	16	41:53.976	0.171	0.171	78.34	2:35.571	7
3	25	TCA	3 P.J. GROENKE	Subaru BRZ tS - TechSport Racing	16	42:07.075	13.270	13.099	77.93	2:36.144	8
4	4	TCA	4 Bryan ORTIZ	Mazda Global Mx5 Cup - Copeland Motorsports	16	42:07.886	14.081	0.811	77.91	2:36.653	3
5	24	TCA	5 Kenny MURILLO	Mazda Global Mx5 Cup - Murillo Racing	16	42:12.323	18.518	4.437	77.77	2:37.218	6
6	79	TCA	6 Spencer PATTERSON	Subaru BRZ tS - TechSport Racing	16	42:18.058	24.253	5.735	77.59	2:36.821	4
7	22	TCA	7 Breton WILLIAMS	Subaru BRZ tS - TechSport Racing	15	40:32.110	1 Lap	1 Lap	75.90	2:36.856	3
8	13	TCA	8 John MAURO	Mazda Global Mx5 Cup - Atlanta Motorsports Group	15	40:33.627	1 Lap	1.517	75.85	2:39.345	4
9	07	TCA	9 Jose DA SILVA	Mazda Global Mx5 Cup - Ives Motorsports	15	40:36.410	1 Lap	2.783	75.76	2:40.241	5
10	54	TCA	10 Austin ALLISON	Mazda Global Mx5 Cup - Jason Hoover Motorsports	15	40:59.806	1 Lap	23.396	75.04	2:38.696	3
11	55	TCA	11 Moisey URETSKY	Mazda Global Mx5 Cup - Murillo Racing	15	41:25.960	1 Lap	26.154	74.25	2:40.050	3
12	30	TCA	12 Travis WASHAY	Volkswagen Golf GTI - Indian Summer Racing	15	41:36.311	1 Lap	10.351	73.94	2:37.209	3
13	10	TCA	13 Jenny GANNETT	Mazda Global Mx5 Cup - Ian Lacy Racing	15	41:50.325	1 Lap	14.014	73.53	2:44.561	9
14	89	TCA	14 Jeff SEXTON	Subaru BRZ tS - TechSport Racing	10	30:34.093	6 Laps	5 Laps	66.97	2:39.547	3

FASTEST LAP

95	TCA	Eric POWELL	Subaru BRZ tS - TechSport Racing	5	2:35.469	79.44 mph	127.85 kph
----	-----	-------------	----------------------------------	---	----------	-----------	------------

Weather / Track : Cloudy / Dry

These results are provisional until the conclusion of any judicial and technical matters.

Circuit of the Americas

Circuit Length = 3.4308 miles

Start: 17:09 Flag 17:49 End: 17:51

Chief Steward :

Chief of Timing

Results can be found at www.tsl-timing.com

Printed - 17:55 Saturday, March 24, 2018



Grand Prix of Texas

TCR

ROUND 1 - Saturday March 24th 2018 - LAP CHART

LAP 1 @ 17:11:39.958			LAP 2 @ 17:14:00.045			LAP 3 @ 17:16:20.180			LAP 4 @ 17:18:41.361			LAP 5 @ 17:21:02.666		
NO	BEHIND	LAP TIME	NO	BEHIND	LAP TIME	NO	BEHIND	LAP TIME	NO	BEHIND	LAP TIME	NO	BEHIND	LAP TIME
98		2:21.725	98		2:20.087	98		2:20.135	98		2:21.181	98		2:21.305
99	0.343	2:22.068	99	0.564	2:20.308	99	0.417	2:19.988	99	0.496	2:21.260	99	0.366	2:21.175
43	0.952	2:22.677	43	1.493	2:20.628	43	1.796	2:20.438	43	1.393	2:20.778	43	1.328	2:21.240
70	1.989	2:23.714	70	2.853	2:20.951	70	4.139	2:21.421	70	5.031	2:22.073	70	6.119	2:22.393
2	2.406	2:24.131	2	4.635	2:22.316	2	6.936	2:22.436	2	8.456	2:22.701	2	10.177	2:23.026
71	4.039	2:25.764	71	6.707	2:22.755	71	10.029	2:23.457	71	11.826	2:22.978	69	14.163	2:23.172
69	4.496	2:26.221	69	7.023	2:22.614	69	10.451	2:23.563	69	12.296	2:23.026	71	14.948	2:24.427
12	5.111	2:26.836	12	8.595	2:23.571	12	12.160	2:23.700	12	15.187	2:24.208	12	18.431	2:24.549
74	7.797	2:29.522	74	12.279	2:24.569	74	16.830	2:24.686	74	20.359	2:24.710	74	24.378	2:25.324
73	8.561	2:30.286	73	13.376	2:24.902	73	19.411	2:26.170	73	24.015	2:25.785	73	28.040	2:25.330
18	9.833	2:31.558	77	15.235	2:25.000	77	20.272	2:25.172	72	24.427	2:25.046	72	28.762	2:25.640
77	10.322	2:32.047	72	16.473	2:25.756	72	20.562	2:24.224	77	24.833	2:25.742	77	29.779	2:26.251
72	10.804	2:32.529	94	38.815	2:37.453	44	45.855	2:26.026	44	49.966	2:25.292	44	53.803	2:25.142
94	21.449	2:43.174	95	39.516	2:37.425	95	55.274	2:35.893	95	1:09.849	2:35.756	95	1:24.013	2:35.469
95	22.178	2:43.903	4	39.875	2:37.173	94	55.774	2:37.094	94	1:10.274	2:35.681	94	1:24.638	2:35.669
4	22.789	2:44.514	44	39.964	2:31.264	4	56.393	2:36.653	4	1:12.393	2:37.181	4	1:28.585	2:37.497
24	25.307	2:47.032	24	42.741	2:37.521	24	1:00.072	2:37.466	25	1:15.914	2:36.361	25	1:32.514	2:37.905
25	25.911	2:47.636	25	44.183	2:38.359	25	1:00.734	2:36.686	24	1:16.243	2:37.352	24	1:32.969	2:38.031
30	26.969	2:48.694	79	44.639	2:37.680	79	1:01.991	2:37.487	79	1:17.631	2:36.821	79	1:33.246	2:36.920
79	27.046	2:48.771	30	45.948	2:39.066	30	1:03.022	2:37.209	30	1:19.086	2:37.245	30	1:36.121	2:38.340
22	27.627	2:49.352	22	47.425	2:39.885	22	1:04.146	2:36.856	22	1:26.277	2:43.312	22	1:45.476	2:40.504
89	28.750	2:50.475	89	48.323	2:39.660	89	1:07.735	2:39.547	54	1:29.671	2:42.952	13	1:49.306	2:40.748
44	28.787	2:50.512	54	49.339	2:40.031	54	1:07.900	2:38.696	13	1:29.863	2:39.345	55	1:52.603	2:40.872
54	29.395	2:51.120	13	51.624	2:40.855	13	1:11.699	2:40.210	55	1:33.036	2:40.124	07	1:52.953	2:40.241
13	30.856	2:52.581	07	53.087	2:40.334	07	1:13.745	2:40.793	07	1:34.017	2:41.453	54	1:54.896	2:46.530 P
07	32.840	2:54.565	55	54.178	2:40.661	55	1:14.093	2:40.050	89	1:39.901	2:53.347 P	10	2:20.406	2:46.440
55	33.604	2:55.329	10	1:05.227	2:46.583	10	1:30.590	2:45.498	10	1:55.271	2:45.862			
10	38.731	3:00.456												

Weather / Track : Cloudy / Dry

Circuit of the Americas
 Circuit Length = 3.4308 miles
 Start: 17:09 Flag 17:49 End: 17:51

Grand Prix of Texas

TCR

ROUND 1 - Saturday March 24th 2018 - LAP CHART

LAP 6 @ 17:23:23.897			LAP 7 @ 17:25:45.242			LAP 8 @ 17:28:07.513			LAP 9 @ 17:30:29.025			LAP 10 @ 17:32:51.698		
NO	BEHIND	LAP TIME	NO	BEHIND	LAP TIME	NO	BEHIND	LAP TIME	NO	BEHIND	LAP TIME	NO	BEHIND	LAP TIME
98		2:21.231	98		2:21.345	98		2:22.271	98		2:21.512	98		2:22.673
99	0.535	2:21.400	55	1 Lap	2:50.060	99	0.408	2:22.039	99	0.655	2:21.759	99	0.617	2:22.635
43	1.639	2:21.542	99	0.640	2:21.450	43	1.308	2:21.907	43	2.226	2:22.430	43	2.299	2:22.746
70	7.510	2:22.622	43	1.672	2:21.378	22	1 Lap	2:42.510	30	1 Lap	2:38.412	4	1 Lap	2:37.811
2	12.446	2:23.500	70	9.002	2:22.837	13	1 Lap	2:40.096	70	11.843	2:23.515	25	1 Lap	2:37.180
69	15.806	2:22.874	2	14.677	2:23.576	70	9.840	2:23.109	2	17.861	2:23.518	70	13.318	2:24.148
71	17.358	2:23.641	54	1 Lap	3:05.549	07	1 Lap	2:41.924	69	23.654	2:25.366	24	1 Lap	2:37.899
12	21.995	2:24.795	69	18.130	2:23.669	2	15.855	2:23.449	22	1 Lap	2:41.998	79	1 Lap	2:38.122
74	28.841	2:25.694	71	19.579	2:23.566	69	19.800	2:23.941	71	26.364	2:27.031	30	1 Lap	2:38.163
73	32.158	2:25.349	10	1 Lap	2:46.940	71	20.845	2:23.537	07	1 Lap	2:40.529	2	19.184	2:23.996
72	32.671	2:25.140	12	25.682	2:25.032	55	1 Lap	2:45.811	13	1 Lap	2:50.522	69	24.927	2:23.946
77	34.815	2:26.267	74	32.239	2:24.743	12	29.237	2:25.826	12	33.998	2:26.273	71	28.985	2:25.294
44	58.785	2:26.213	89	2 Laps	5:58.132	74	34.586	2:24.618	74	37.579	2:24.505	12	37.257	2:25.932
95	1:38.764	2:35.982	72	36.214	2:24.888	54	1 Lap	2:41.192	72	38.976	2:23.383	74	39.924	2:25.018
94	1:39.490	2:36.083	73	36.981	2:26.168	72	37.105	2:23.162	73	46.472	2:26.593	72	40.368	2:24.065
4	1:44.644	2:37.290	77	53.997	2:40.527 P	73	41.391	2:26.681	55	1 Lap	2:45.088	22	1 Lap	2:41.554
25	1:47.827	2:36.544	44	1:02.981	2:25.541	10	1 Lap	2:45.582	77	1 Lap	4:40.347	73	50.644	2:26.845
24	1:48.956	2:37.218	95	1:53.003	2:35.584	89	2 Laps	2:42.271	54	1 Lap	2:41.701	07	1 Lap	2:43.033
79	1:49.670	2:37.655	94	1:53.716	2:35.571	44	1:05.720	2:25.010	44	1:08.568	2:24.360	13	1 Lap	2:42.794
30	1:52.409	2:37.519	4	2:00.470	2:37.171	95	2:06.515	2:35.783	10	1 Lap	2:45.305	77	1 Lap	2:26.496
22	2:05.037	2:40.792	25	2:03.161	2:36.679	94	2:07.095	2:35.650	89	2 Laps	2:43.040	55	1 Lap	2:42.844
13	2:08.133	2:40.058	24	2:04.837	2:37.226	4	2:15.735	2:37.536	95	2:21.499	2:36.496	44	1:10.289	2:24.394
07	2:13.692	2:41.970	79	2:06.403	2:38.078	25	2:17.034	2:36.144	94	2:22.065	2:36.482	54	1 Lap	2:41.244
			30	2:09.059	2:37.995	24	2:19.968	2:37.402				10	1 Lap	2:44.561
						79	2:21.406	2:37.274				89	2 Laps	2:42.305

Weather / Track : Cloudy / Dry

Grand Prix of Texas

TCR

ROUND 1 - Saturday March 24th 2018 - LAP CHART

LAP 11 @ 17:35:14.702			LAP 12 @ 17:37:35.784			LAP 13 @ 17:39:58.212			LAP 14 @ 17:42:20.892			LAP 15 @ 17:44:45.051		
NO	BEHIND	LAP TIME	NO	BEHIND	LAP TIME	NO	BEHIND	LAP TIME	NO	BEHIND	LAP TIME	NO	BEHIND	LAP TIME
98		2:23.004	98		2:21.082	98		2:22.428	98		2:22.680	98		2:24.159
99	0.395	2:22.782	99	0.621	2:21.308	99	0.645	2:22.452	99	0.786	2:22.821	99	0.600	2:23.973
43	1.199	2:21.904	43	2.405	2:22.288	43	2.512	2:22.535	43	3.973	2:24.141	43	4.243	2:24.429
95	1 Lap	2:36.383	70	18.061	2:24.504	70	19.165	2:23.532	55	2 Laps	2:51.528	54	2 Laps	2:42.210
94	1 Lap	2:36.309	2	26.057	2:24.646	2	28.331	2:24.702	70	20.650	2:24.165	70	20.605	2:24.114
70	14.639	2:24.325	95	1 Lap	2:37.082	69	31.735	2:24.667	10	2 Laps	2:46.469	30	2 Laps	3:06.004
2	22.493	2:26.313	94	1 Lap	2:37.177	71	37.752	2:24.644	2	31.476	2:25.825	55	2 Laps	2:43.574
4	1 Lap	2:38.910	69	29.496	2:23.878	95	1 Lap	2:37.501	69	33.922	2:24.867	2	33.431	2:26.114
25	1 Lap	2:38.533	71	35.536	2:25.026	94	1 Lap	2:37.190	71	40.067	2:24.995	69	34.539	2:24.776
69	26.700	2:24.777	25	1 Lap	2:37.450	12	46.628	2:25.318	72	50.980	2:26.719	71	40.460	2:24.552
24	1 Lap	2:39.144	4	1 Lap	2:38.029	72	46.941	2:25.197	12	52.186	2:28.238	10	2 Laps	2:47.584
79	1 Lap	2:38.668	12	43.738	2:25.286	74	49.200	2:25.843	74	52.766	2:26.246	72	50.495	2:23.674
71	31.592	2:25.611	72	44.172	2:23.855	25	1 Lap	2:38.005	95	1 Lap	2:37.624	12	53.481	2:25.454
12	39.534	2:25.281	74	45.785	2:24.383	4	1 Lap	2:38.078	94	1 Lap	2:37.706	74	53.706	2:25.099
72	41.399	2:24.035	24	1 Lap	2:37.718	73	1:01.262	2:26.730	73	1:06.821	2:28.239	73	1:08.741	2:26.079
74	42.484	2:25.564	79	1 Lap	2:38.743	24	1 Lap	2:37.326	25	1 Lap	2:37.583	95	1 Lap	2:37.319
30	1 Lap	2:53.404 P	73	56.960	2:25.643	79	1 Lap	2:37.823	4	1 Lap	2:37.766	94	1 Lap	2:37.357
73	52.399	2:24.759	77	1 Lap	2:25.390	77	1 Lap	2:26.870	77	1 Lap	2:29.464	77	1 Lap	2:27.241
77	1 Lap	2:26.199	44	1:21.252	2:29.674	44	1:23.996	2:25.172	24	1 Lap	2:37.556	25	1 Lap	2:37.757
22	1 Lap	2:42.330	22	1 Lap	2:43.816	22	1 Lap	2:41.277	79	1 Lap	2:38.440	4	1 Lap	2:37.557
07	1 Lap	2:41.451	13	1 Lap	2:40.823	13	1 Lap	2:40.520	44	1:26.332	2:25.016	44	1:28.365	2:26.192
13	1 Lap	2:39.438	07	1 Lap	2:41.990	07	1 Lap	2:40.679	22	1 Lap	2:41.555	24	1 Lap	2:37.485
44	1:12.660	2:25.375	30	1 Lap	3:18.330	30	1 Lap	2:38.050	13	1 Lap	2:42.448	79	1 Lap	2:37.963
54	1 Lap	2:40.951	54	1 Lap	2:41.191	54	1 Lap	2:42.086	07	1 Lap	2:42.122	22	1 Lap	2:41.922
55	1 Lap	2:55.092	55	1 Lap	2:43.749									
10	1 Lap	2:45.841	89	2 Laps	2:40.724									
89	2 Laps	2:44.592	10	1 Lap	2:46.905									

Weather / Track : Cloudy / Dry

Circuit of the Americas
 Circuit Length = 3.4308 miles
 Start: 17:09 Flag 17:49 End: 17:51

Grand Prix of Texas

TCR

ROUND 1 - Saturday March 24th 2018 - LAP CHART

LAP 16 @ 17:47:08.943			LAP 17 @ 17:49:33.162		
NO	BEHIND	LAP TIME	NO	BEHIND	LAP TIME
98		2:23.892	98		2:24.219
99	0.825	2:24.117	99	1.137	2:24.531
13	2 Laps	2:42.818	43	5.086	2:25.303
07	2 Laps	2:42.808	22	2 Laps	2:44.447
43	4.002	2:23.651	13	2 Laps	2:40.371
70	21.769	2:25.056	07	2 Laps	2:42.518
54	2 Laps	2:41.854	70	22.284	2:24.734
69	36.743	2:26.096	69	37.813	2:25.289
2	38.037	2:28.498	71	41.141	2:25.012
71	40.348	2:23.780	2	41.585	2:27.767
55	2 Laps	2:45.990	54	2 Laps	2:42.499
72	50.285	2:23.682	72	50.347	2:24.281
12	55.884	2:26.295	12	57.452	2:25.787
74	56.265	2:26.451	74	58.606	2:26.560
30	2 Laps	3:05.353	55	2 Laps	2:45.188
73	1:11.608	2:26.759	73	1:13.159	2:25.770
10	2 Laps	2:48.649	30	2 Laps	2:42.527
77	1 Lap	2:28.296	77	1 Lap	2:28.063
95	1 Lap	2:37.267	10	2 Laps	2:47.650
94	1 Lap	2:37.168	95	1 Lap	2:38.338
44	1:33.789	2:29.316	94	1 Lap	2:38.212
25	1 Lap	2:37.424	44	1:39.208	2:29.638
4	1 Lap	2:37.715	25	1 Lap	2:36.829
24	1 Lap	2:37.803	4	1 Lap	2:37.005
79	1 Lap	2:38.555	24	1 Lap	2:38.144
			79	1 Lap	2:39.058

Weather / Track : Cloudy / Dry

Grand Prix of Texas

TCR

ROUND 1 - Saturday March 24th 2018 - POSITION CHART

No	Name	Lap																	
		Pos	1	2	3	4	5	6	7	8	9	10	11	12	13	14	15	16	17
99	WILKINS	1	98	98	98	98	98	98	98	98	98	98	98	98	98	98	98	98	98
98	LEWIS	2	99	99	99	99	99	99	99	99	99	99	99	99	99	99	99	99	99
43	EVERSLEY	3	43	43	43	43	43	43	43	43	43	43	43	43	43	43	43	43	43
70	JENSEN	4	70	70	70	70	70	70	70	70	70	70	70	70	70	70	70	70	70
2	DANIEL	5	2	2	2	2	2	2	2	2	2	2	2	2	2	2	2	69	69
71	HURCZYN	6	71	71	71	71	69	69	69	69	69	69	69	69	69	69	69	2	71
12	FILIPPI	7	69	69	69	69	71	71	71	71	71	71	71	71	71	71	71	71	2
69	GERACI	8	12	12	12	12	12	12	12	12	12	12	12	12	12	72	72	72	72
72	VINCENT	9	74	74	74	74	74	74	74	74	74	74	72	72	72	12	12	12	12
18	ANDRETTI	10	73	73	73	73	73	73	72	72	72	72	74	74	74	74	74	74	74
74	FASSNACHT	11	18	77	77	72	72	72	73	73	73	73	73	73	73	73	73	73	73
44	ESAYIAN	12	77	72	72	77	77	77	77	44	44	44	44	44	44	44	44	44	44
77	COUPAL	13	72	94	44	44	44	44	44	95	95	95	95	95	95	95	77	77	77
73	MERRIMAN	14	94	95	95	95	95	95	95	94	94	94	94	94	94	94	95	95	95
4	ORTIZ	15	95	4	94	94	94	94	94	4	4	4	25	25	25	77	94	94	94
94	O'GORMAN	16	4	44	4	4	4	4	4	25	25	25	4	4	4	25	25	25	25
89	SEXTON	17	24	24	24	25	25	25	25	24	24	24	24	24	77	4	4	4	4
95	POWELL	18	25	25	25	24	24	24	24	79	79	79	79	79	24	24	24	24	24
24	MURILLO	19	30	79	79	79	79	79	79	30	30	30	77	77	79	79	79	79	79
25	GROENKE	20	79	30	30	30	30	30	30	22	22	22	22	22	22	22	22	22	22
30	WASHAY	21	22	22	22	22	22	22	22	07	07	22	13	13	13	13	13	13	13
22	WILLIAMS	22	89	89	89	54	13	13	13	13	13	07	07	07	07	07	07	07	07
79	PATTERSON	23	44	54	54	13	55	07	07	55	77	13	30	30	54	54	54	54	54
54	ALLISON	24	54	13	13	55	07	55	55	77	55	54	54	54	30	55	55	55	55
13	MAURO	25	13	07	07	07	54	54	54	54	54	55	55	55	55	30	30	30	30
07	DA SILVA	26	07	55	55	89	10	10	10	10	10	10	10	10	10	10	10	10	10
55	URETSKY	27	55	10	10	10	89	89	89	89	89	89	89	89	89	89	89	89	89
10	GANNETT	28	10																

Weather / Track : Cloudy / Dry

Results can be found at www.tsl-timing.com

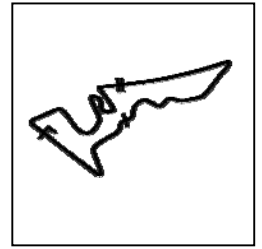
Circuit of the Americas
 Circuit Length = 3.4308 miles
 Start: 17:09 Flag 17:49 End: 17:51

Printed - 17:58 Saturday, March 24, 2018

Grand Prix of Texas

TCR

ROUND 1 - Saturday March 24th 2018 - SECTOR ANALYSIS



SECTOR 1 = FL to I1, SECTOR 2 = I1 to I2, SECTOR 3 = I2 to FL, DIFF = Difference To Personal Best Lap, P = Crossed Finish Line in Pit Lane, D = Time Disallowed

P1 98 TCR Michael LEWIS		Hyundai I30 N TCR - Bryan Herta Autosport with Curb-Agajanian						
IDEAL LAP TIME : 2:19.892		BEST LAP TIME : 2:20.087		DIFFERENCE : 0.195				
LAP	SECTOR 1	SECTOR 2		SECTOR 3	LAP TIME	MPH	DIFF	TIME OF DAY
1 -					2:21.725	87.14	1.638	17:11:39.958
2 -	30.357	53.304	141.2	56.426	2:20.087 (1)	88.16		17:14:00.045
3 -	30.428	53.354	141.8	56.353	2:20.135 (2)	88.13	0.048	17:16:20.180
4 -	30.514	53.844	141.5	56.823	2:21.181	87.48	1.094	17:18:41.361
5 -	30.354	53.729	141.8	57.222	2:21.305	87.40	1.218	17:21:02.666
6 -	30.235	54.143	141.8	56.853	2:21.231	87.45	1.144	17:23:23.897
7 -	30.938	53.758	142.7	56.649	2:21.345	87.38	1.258	17:25:45.242
8 -	30.444	54.039	142.4	57.788	2:22.271	86.81	2.184	17:28:07.513
9 -	30.486	53.823	142.7	57.203	2:21.512	87.27	1.425	17:30:29.025
10 -	30.861	54.698	142.7	57.114	2:22.673	86.56	2.586	17:32:51.698
11 -	31.168	54.429	142.4	57.407	2:23.004	86.36	2.917	17:35:14.702
12 -	30.437	53.773	142.4	56.872	2:21.082 (3)	87.54	0.995	17:37:35.784
13 -	30.921	53.786	141.8	57.721	2:22.428	86.71	2.341	17:39:58.212
14 -	30.841	54.058	142.4	57.781	2:22.680	86.56	2.593	17:42:20.892
15 -	31.046	54.702	142.1	58.411	2:24.159	85.67	4.072	17:44:45.051
16 -	31.272	53.976	142.7	58.644	2:23.892	85.83	3.805	17:47:08.943
17 -	32.433	53.973	142.7	57.813	2:24.219	85.63	4.132	17:49:33.162

P2 99 TCR Mark WILKINS		Hyundai I30 N TCR - Bryan Herta Autosport with Curb Agajanian						
IDEAL LAP TIME : 2:19.812		BEST LAP TIME : 2:19.988		DIFFERENCE : 0.176				
LAP	SECTOR 1	SECTOR 2		SECTOR 3	LAP TIME	MPH	DIFF	TIME OF DAY
1 -					2:22.068	86.93	2.080	17:11:40.301
2 -	30.564	53.105	143.0	56.639	2:20.308 (2)	88.02	0.320	17:14:00.609
3 -	30.545	53.212	143.7	56.231	2:19.988 (1)	88.22		17:16:20.597
4 -	30.631	53.808	138.9	56.821	2:21.260	87.43	1.272	17:18:41.857
5 -	30.656	53.312	140.9	57.207	2:21.175 (3)	87.48	1.187	17:21:03.032
6 -	30.697	53.682	140.3	57.021	2:21.400	87.34	1.412	17:23:24.432
7 -	30.998	53.499	140.6	56.953	2:21.450	87.31	1.462	17:25:45.882
8 -	30.476	53.905	141.5	57.658	2:22.039	86.95	2.051	17:28:07.921
9 -	30.689	53.676	143.0	57.394	2:21.759	87.12	1.771	17:30:29.680
10 -	30.725	54.765	142.1	57.145	2:22.635	86.59	2.647	17:32:52.315
11 -	30.917	54.444	140.3	57.421	2:22.782	86.50	2.794	17:35:15.097
12 -	30.617	53.677	142.1	57.014	2:21.308	87.40	1.320	17:37:36.405
13 -	30.711	53.834	141.2	57.907	2:22.452	86.70	2.464	17:39:58.857
14 -	30.861	53.979	138.9	57.981	2:22.821	86.47	2.833	17:42:21.678
15 -	30.850	54.524	134.4	58.599	2:23.973	85.78	3.985	17:44:45.651
16 -	31.198	54.115	141.5	58.804	2:24.117	85.70	4.129	17:47:09.768
17 -	32.299	54.299	136.9	57.933	2:24.531	85.45	4.543	17:49:34.299

P3 43 TCR Ryan EVERSLEY		Honda Civic Type-R TCR - RealTime Racing						
IDEAL LAP TIME : 2:20.256		BEST LAP TIME : 2:20.438		DIFFERENCE : 0.182				
LAP	SECTOR 1	SECTOR 2		SECTOR 3	LAP TIME	MPH	DIFF	TIME OF DAY
1 -					2:22.677	86.56	2.239	17:11:40.910
2 -	30.477	53.589	141.5	56.562	2:20.628 (2)	87.82	0.190	17:14:01.538
3 -	30.369	53.489	139.8	56.580	2:20.438 (1)	87.94		17:16:21.976
4 -	30.469	53.553	141.2	56.756	2:20.778 (3)	87.73	0.340	17:18:42.754
5 -	30.289	53.734	141.8	57.217	2:21.240	87.44	0.802	17:21:03.994
6 -	30.508	54.122	141.2	56.912	2:21.542	87.25	1.104	17:23:25.536
7 -	30.371	53.836	142.4	57.171	2:21.378	87.36	0.940	17:25:46.914
8 -	30.417	54.238	141.5	57.252	2:21.907	87.03	1.469	17:28:08.821
9 -	30.807	54.012	142.1	57.611	2:22.430	86.71	1.992	17:30:31.251
10 -	30.493	54.806	142.4	57.447	2:22.746	86.52	2.308	17:32:53.997
11 -	30.466	54.180	142.7	57.258	2:21.904	87.03	1.466	17:35:15.901

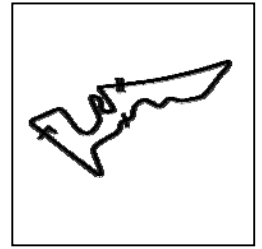
Circuit of the Americas
 Circuit Length = 3.4308 miles
 Start: 17:09 Flag 17:49 End: 17:51

Weather / Track : Cloudy / Dry

Grand Prix of Texas

TCR

ROUND 1 - Saturday March 24th 2018 - SECTOR ANALYSIS



SECTOR 1 = FL to I1, SECTOR 2 = I1 to I2, SECTOR 3 = I2 to FL, DIFF = Difference To Personal Best Lap, P = Crossed Finish Line in Pit Lane, D = Time Disallowed

12 -	30.593	54.299	142.4	57.396	2:22.288	86.80	1.850	17:37:38.189
13 -	30.205	55.035	139.2	57.295	2:22.535	86.65	2.097	17:40:00.724
14 -	30.746	54.360	136.1	59.035	2:24.141	85.68	3.703	17:42:24.865
15 -	31.668	54.398	135.8	58.363	2:24.429	85.51	3.991	17:44:49.294
16 -	30.691	54.655	140.1	58.305	2:23.651	85.97	3.213	17:47:12.945
17 -	31.082	55.349	140.1	58.872	2:25.303	85.00	4.865	17:49:38.248

P4 70 TCR		Martin JENSEN		Alfa Romeo Giulietta TCR - Alfatcr.USA				
IDEAL LAP TIME : 2:20.786		BEST LAP TIME : 2:20.951		DIFFERENCE : 0.165				
LAP	SECTOR 1	SECTOR 2	SECTOR 3	LAP TIME	MPH	DIFF	TIME OF DAY	
1 -				2:23.714	85.94	2.763	17:11:41.947	
2 -	30.489	53.608	135.5	56.854	2:20.951 (1)	87.62	17:14:02.898	
3 -	30.324	53.989	138.3	57.108	2:21.421 (2)	87.33	0.470 17:16:24.319	
4 -	30.340	54.111	139.2	57.622	2:22.073 (3)	86.93	1.122 17:18:46.392	
5 -	30.602	54.033	138.0	57.758	2:22.393	86.73	1.442 17:21:08.785	
6 -	30.580	54.309	137.5	57.733	2:22.622	86.59	1.671 17:23:31.407	
7 -	30.458	54.736	139.5	57.643	2:22.837	86.46	1.886 17:25:54.244	
8 -	30.638	54.559	139.2	57.912	2:23.109	86.30	2.158 17:28:17.353	
9 -	30.752	54.928	138.3	57.835	2:23.515	86.06	2.564 17:30:40.868	
10 -	30.850	54.517	141.5	58.781	2:24.148	85.68	3.197 17:33:05.016	
11 -	31.302	54.900	139.2	58.123	2:24.325	85.57	3.374 17:35:29.341	
12 -	30.954	55.170	136.9	58.380	2:24.504	85.47	3.553 17:37:53.845	
13 -	30.814	54.729	139.5	57.989	2:23.532	86.04	2.581 17:40:17.377	
14 -	30.767	54.747	137.7	58.651	2:24.165	85.67	3.214 17:42:41.542	
15 -	30.980	54.474	140.9	58.660	2:24.114	85.70	3.163 17:45:05.656	
16 -	30.931	54.941	139.5	59.184	2:25.056	85.14	4.105 17:47:30.712	
17 -	30.985	54.642	138.0	59.107	2:24.734	85.33	3.783 17:49:55.446	

P5 69 TCR		Anthony GERACI		Audi Sport RS3 LMS - Heinlein Racing Development				
IDEAL LAP TIME : 2:22.441		BEST LAP TIME : 2:22.614		DIFFERENCE : 0.173				
LAP	SECTOR 1	SECTOR 2	SECTOR 3	LAP TIME	MPH	DIFF	TIME OF DAY	
1 -				2:26.221	84.46	3.607	17:11:44.454	
2 -	31.175	54.270	141.5	57.169	2:22.614 (1)	86.60	17:14:07.068	
3 -	31.146	54.281	141.2	58.136	2:23.563	86.03	0.949 17:16:30.631	
4 -	31.205	54.167	141.2	57.654	2:23.026 (3)	86.35	0.412 17:18:53.657	
5 -	31.176	54.126	141.5	57.870	2:23.172	86.26	0.558 17:21:16.829	
6 -	31.232	54.259	139.8	57.383	2:22.874 (2)	86.44	0.260 17:23:39.703	
7 -	31.172	54.766	137.5	57.731	2:23.669	85.96	1.055 17:26:03.372	
8 -	31.197	54.776	139.2	57.968	2:23.941	85.80	1.327 17:28:27.313	
9 -	31.656	55.344	139.5	58.366	2:25.366	84.96	2.752 17:30:52.679	
10 -	31.381	54.516	140.1	58.049	2:23.946	85.80	1.332 17:33:16.625	
11 -	31.156	54.860	137.5	58.761	2:24.777	85.30	2.163 17:35:41.402	
12 -	31.465	54.623	140.6	57.790	2:23.878	85.84	1.264 17:38:05.280	
13 -	31.373	54.788	140.6	58.506	2:24.667	85.37	2.053 17:40:29.947	
14 -	31.728	54.995	140.6	58.144	2:24.867	85.25	2.253 17:42:54.814	
15 -	31.473	54.391	140.9	58.912	2:24.776	85.31	2.162 17:45:19.590	
16 -	31.456	56.188	140.1	58.452	2:26.096	84.53	3.482 17:47:45.686	
17 -	31.314	55.174	138.3	58.801	2:25.289	85.00	2.675 17:50:10.975	

P6 71 TCR		Michael HURCZYN		Volkswagen Golf GTI TCR - FCP Euro by HRD				
IDEAL LAP TIME : 2:22.507		BEST LAP TIME : 2:22.755		DIFFERENCE : 0.248				
LAP	SECTOR 1	SECTOR 2	SECTOR 3	LAP TIME	MPH	DIFF	TIME OF DAY	
1 -				2:25.764	84.73	3.009	17:11:43.997	
2 -	31.056	54.412	138.3	57.287	2:22.755 (1)	86.51	17:14:06.752	
3 -	30.921	54.376	138.6	58.160	2:23.457 (3)	86.09	0.702 17:16:30.209	
4 -	30.991	54.318	138.0	57.669	2:22.978 (2)	86.38	0.223 17:18:53.187	

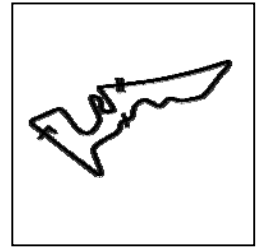
Weather / Track : Cloudy / Dry

Circuit of the Americas
 Circuit Length = 3.4308 miles
 Start: 17:09 Flag 17:49 End: 17:51

Grand Prix of Texas

TCR

ROUND 1 - Saturday March 24th 2018 - SECTOR ANALYSIS



SECTOR 1 = FL to I1, SECTOR 2 = I1 to I2, SECTOR 3 = I2 to FL, DIFF = Difference To Personal Best Lap, P = Crossed Finish Line in Pit Lane, D = Time Disallowed

5 -	31.005	54.468	137.7	58.954	2:24.427	85.51	1.672	17:21:17.614
6 -	31.036	54.814	138.6	57.791	2:23.641	85.98	0.886	17:23:41.255
7 -	30.902	54.984	138.3	57.680	2:23.566	86.02	0.811	17:26:04.821
8 -	31.024	54.676	138.3	57.837	2:23.537	86.04	0.782	17:28:28.358
9 -	31.206	55.006	134.2	1:00.819	2:27.031	84.00	4.276	17:30:55.389
10 -	31.283	55.789	136.3	58.222	2:25.294	85.00	2.539	17:33:20.683
11 -	31.218	55.866	131.0	58.527	2:25.611	84.82	2.856	17:35:46.294
12 -	31.220	55.780	136.9	58.026	2:25.026	85.16	2.271	17:38:11.320
13 -	31.346	55.259	136.1	58.039	2:24.644	85.38	1.889	17:40:35.964
14 -	31.630	54.844	135.5	58.521	2:24.995	85.18	2.240	17:43:00.959
15 -	31.474	54.979	135.8	58.099	2:24.552	85.44	1.797	17:45:25.511
16 -	30.909	54.985	137.2	57.886	2:23.780	85.90	1.025	17:47:49.291
17 -	31.490	55.029	138.3	58.493	2:25.012	85.17	2.257	17:50:14.303

P7	2 TCR	Jerimy DANIEL	Audi Sport RS3 LMS - The Racing Company				
IDEAL LAP TIME : 2:22.042		BEST LAP TIME : 2:22.316		DIFFERENCE : 0.274			

LAP	SECTOR 1	SECTOR 2	SECTOR 3	LAP TIME	MPH	DIFF	TIME OF DAY
1 -				2:24.131	85.69	1.815	17:11:42.364
2 -	30.998	53.978	135.5	57.340	2:22.316 (1)	86.78	17:14:04.680
3 -	30.963	54.354	136.3	57.119	2:22.436 (2)	0.120	17:16:27.116
4 -	30.945	54.374	137.5	57.382	2:22.701 (3)	0.385	17:18:49.817
5 -	31.181	54.425	138.0	57.420	2:23.026	0.710	17:21:12.843
6 -	31.172	54.846	139.2	57.482	2:23.500	1.184	17:23:36.343
7 -	31.224	54.800	139.2	57.552	2:23.576	1.260	17:25:59.919
8 -	31.233	54.484	138.9	57.732	2:23.449	1.133	17:28:23.368
9 -	31.080	54.575	135.0	57.863	2:23.518	1.202	17:30:46.886
10 -	31.204	54.718	140.9	58.074	2:23.996	1.680	17:33:10.882
11 -	31.370	56.137	140.3	58.806	2:26.313	3.997	17:35:37.195
12 -	31.092	54.893	138.6	58.661	2:24.646	2.330	17:38:01.841
13 -	31.183	55.090	136.3	58.429	2:24.702	2.386	17:40:26.543
14 -	31.468	55.622	138.9	58.735	2:25.825	3.509	17:42:52.368
15 -	31.425	55.605	138.0	59.084	2:26.114	3.798	17:45:18.482
16 -	31.889	57.127	127.5	59.482	2:28.498	6.182	17:47:46.980
17 -	31.714	55.700	136.6	1:00.353	2:27.767	5.451	17:50:14.747

P8	72 TCR	Nate VINCENT	Volkswagen Golf GTI TCR - FCP Euro by HRD				
IDEAL LAP TIME : 2:22.465		BEST LAP TIME : 2:23.162		DIFFERENCE : 0.697			

LAP	SECTOR 1	SECTOR 2	SECTOR 3	LAP TIME	MPH	DIFF	TIME OF DAY
1 -				2:32.529	80.97	9.367	17:11:50.762
2 -	32.408	55.829	135.8	57.519	2:25.756	2.594	17:14:16.518
3 -	31.220	54.240	136.3	58.764	2:24.224	1.062	17:16:40.742
4 -	31.573	54.839	136.6	58.634	2:25.046	1.884	17:19:05.788
5 -	31.707	55.034	131.5	58.899	2:25.640	2.478	17:21:31.428
6 -	31.527	55.817	135.5	57.796	2:25.140	1.978	17:23:56.568
7 -	31.344	55.685	136.1	57.859	2:24.888	1.726	17:26:21.456
8 -	31.112	54.495	138.0	57.555	2:23.162 (1)	86.27	17:28:44.618
9 -	31.204	54.002	136.3	58.177	2:23.383 (2)	0.221	17:31:08.001
10 -	31.493	54.710	138.9	57.862	2:24.065	0.903	17:33:32.066
11 -	31.163	54.977	137.7	57.895	2:24.035	0.873	17:35:56.101
12 -	30.944	54.769	130.3	58.142	2:23.855	0.693	17:38:19.956
13 -	32.736	54.190	129.3	58.271	2:25.197	2.035	17:40:45.153
14 -	32.181	56.374	128.0	58.164	2:26.719	3.557	17:43:11.872
15 -	31.108	54.689	137.5	57.877	2:23.674 (3)	0.512	17:45:35.546
16 -	31.161	54.564	137.7	57.957	2:23.682	0.520	17:47:59.228
17 -	31.254	54.549	136.6	58.478	2:24.281	1.119	17:50:23.509

Weather / Track : Cloudy / Dry

Circuit of the Americas

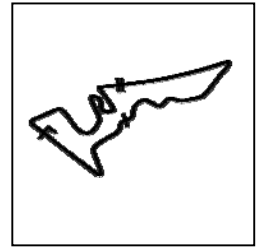
Circuit Length = 3.4308 miles

Start: 17:09 Flag 17:49 End: 17:51

Grand Prix of Texas

TCR

ROUND 1 - Saturday March 24th 2018 - SECTOR ANALYSIS



SECTOR 1 = FL to I1, SECTOR 2 = I1 to I2, SECTOR 3 = I2 to FL, DIFF = Difference To Personal Best Lap, P = Crossed Finish Line in Pit Lane, D = Time Disallowed

P9 12 TCR		Mason FILIPPI			Volkswagen Golf GTI TCR - TFB			
IDEAL LAP TIME : 2:23.321		BEST LAP TIME : 2:23.571			DIFFERENCE : 0.250			
LAP	SECTOR 1	SECTOR 2		SECTOR 3	LAP TIME	MPH	DIFF	TIME OF DAY
1 -					2:26.836	84.11	3.265	17:11:45.069
2 -	31.310	54.458	139.8	57.803	2:23.571 (1)	86.02		17:14:08.640
3 -	31.282	54.681	135.2	57.737	2:23.700 (2)	85.94	0.129	17:16:32.340
4 -	31.353	54.955	135.0	57.900	2:24.208 (3)	85.64	0.637	17:18:56.548
5 -	31.172	54.983	131.8	58.394	2:24.549	85.44	0.978	17:21:21.097
6 -	31.317	55.233	130.0	58.245	2:24.795	85.29	1.224	17:23:45.892
7 -	31.204	55.369	128.5	58.459	2:25.032	85.15	1.461	17:26:10.924
8 -	31.594	55.450	130.5	58.782	2:25.826	84.69	2.255	17:28:36.750
9 -	31.702	55.631	132.6	58.940	2:26.273	84.43	2.702	17:31:03.023
10 -	32.188	55.314	136.3	58.430	2:25.932	84.63	2.361	17:33:28.955
11 -	31.126	55.196	129.8	58.959	2:25.281	85.01	1.710	17:35:54.236
12 -	31.229	55.424	132.8	58.633	2:25.286	85.01	1.715	17:38:19.522
13 -	31.512	55.247	129.0	58.559	2:25.318	84.99	1.747	17:40:44.840
14 -	32.102	56.770	118.9	59.366	2:28.238	83.31	4.667	17:43:13.078
15 -	31.428	55.352	133.9	58.674	2:25.454	84.91	1.883	17:45:38.532
16 -	31.450	56.029	130.0	58.816	2:26.295	84.42	2.724	17:48:04.827
17 -	31.466	55.753	135.2	58.568	2:25.787	84.71	2.216	17:50:30.614

P10 74 TCR		Matt FASSNACHT			Audi Sport RS3 LMS - Murillo Racing			
IDEAL LAP TIME : 2:23.939		BEST LAP TIME : 2:24.383			DIFFERENCE : 0.444			
LAP	SECTOR 1	SECTOR 2		SECTOR 3	LAP TIME	MPH	DIFF	TIME OF DAY
1 -					2:29.522	82.60	5.139	17:11:47.755
2 -	31.939	55.109	136.1	57.521	2:24.569 (3)	85.43	0.186	17:14:12.324
3 -	31.845	55.095	135.5	57.746	2:24.686	85.36	0.303	17:16:37.010
4 -	31.444	55.463	135.0	57.803	2:24.710	85.34	0.327	17:19:01.720
5 -	31.691	55.427	135.0	58.206	2:25.324	84.98	0.941	17:21:27.044
6 -	31.809	55.493	133.9	58.392	2:25.694	84.77	1.311	17:23:52.738
7 -	31.544	55.305	135.2	57.894	2:24.743	85.32	0.360	17:26:17.481
8 -	31.664	55.371	135.2	57.583	2:24.618	85.40	0.235	17:28:42.099
9 -	31.555	55.446	135.2	57.504	2:24.505 (2)	85.47	0.122	17:31:06.604
10 -	31.340	55.494	135.5	58.184	2:25.018	85.16	0.635	17:33:31.622
11 -	32.154	55.557	135.8	57.853	2:25.564	84.84	1.181	17:35:57.186
12 -	31.346	55.221	136.1	57.816	2:24.383 (1)	85.54		17:38:21.569
13 -	31.876	56.398	135.8	57.569	2:25.843	84.68	1.460	17:40:47.412
14 -	31.615	55.824	135.8	58.807	2:26.246	84.45	1.863	17:43:13.658
15 -	31.512	55.362	136.1	58.225	2:25.099	85.12	0.716	17:45:38.757
16 -	31.780	56.109	135.8	58.562	2:26.451	84.33	2.068	17:48:05.208
17 -	31.605	56.054	135.0	58.901	2:26.560	84.27	2.177	17:50:31.768

P11 73 TCR		Dwight MERRIMAN			Volkswagen Golf GTI TCR - Heinlein Racing Development			
IDEAL LAP TIME : 2:24.007		BEST LAP TIME : 2:24.759			DIFFERENCE : 0.752			
LAP	SECTOR 1	SECTOR 2		SECTOR 3	LAP TIME	MPH	DIFF	TIME OF DAY
1 -					2:30.286	82.18	5.527	17:11:48.519
2 -	31.795	54.956	138.3	58.151	2:24.902 (2)	85.23	0.143	17:14:13.421
3 -	31.727	55.443	136.9	59.000	2:26.170	84.49	1.411	17:16:39.591
4 -	31.420	55.377	137.5	58.988	2:25.785	84.72	1.026	17:19:05.376
5 -	31.487	55.377	138.0	58.466	2:25.330 (3)	84.98	0.571	17:21:30.706
6 -	31.793	55.703	136.6	57.853	2:25.349	84.97	0.590	17:23:56.055
7 -	31.500	55.998	134.7	58.670	2:26.168	84.49	1.409	17:26:22.223
8 -	31.785	56.308	137.2	58.588	2:26.681	84.20	1.922	17:28:48.904
9 -	31.556	56.741	137.2	58.296	2:26.593	84.25	1.834	17:31:15.497
10 -	31.717	55.196	127.3	59.932	2:26.845	84.10	2.086	17:33:42.342
11 -	31.252	55.708	136.9	57.799	2:24.759 (1)	85.32		17:36:07.101

Weather / Track : Cloudy / Dry

Circuit of the Americas

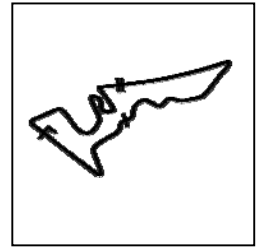
Circuit Length = 3.4308 miles

Start: 17:09 Flag 17:49 End: 17:51

Grand Prix of Texas

TCR

ROUND 1 - Saturday March 24th 2018 - SECTOR ANALYSIS



SECTOR 1 = FL to I1, SECTOR 2 = I1 to I2, SECTOR 3 = I2 to FL, DIFF = Difference To Personal Best Lap, P = Crossed Finish Line in Pit Lane, D = Time Disallowed

12 -	31.540	56.155	137.5	57.948	2:25.643	84.80	0.884	17:38:32.744
13 -	31.597	55.394	138.3	59.739	2:26.730	84.17	1.971	17:40:59.474
14 -	32.025	57.594	136.3	58.620	2:28.239	83.31	3.480	17:43:27.713
15 -	31.630	55.352	117.7	59.097	2:26.079	84.54	1.320	17:45:53.792
16 -	31.634	56.128	137.2	58.997	2:26.759	84.15	2.000	17:48:20.551
17 -	31.399	55.556	138.6	58.815	2:25.770	84.72	1.011	17:50:46.321

P12 44 TCR		Nick ESAYIAN		Honda Civic Type-R TCR - RealTime Racing				
IDEAL LAP TIME : 2:23.826		BEST LAP TIME : 2:24.360		DIFFERENCE : 0.534				
LAP	SECTOR 1	SECTOR 2	SECTOR 3	LAP TIME	MPH	DIFF	TIME OF DAY	
1 -				2:50.512	72.43	26.152	17:12:08.745	
2 -	32.364	57.870	127.3	1:01.030	2:31.264	81.65	6.904	17:14:40.009
3 -	32.041	55.258	136.1	58.727	2:26.026	84.58	1.666	17:17:06.035
4 -	31.512	55.158	139.5	58.622	2:25.292	85.00	0.932	17:19:31.327
5 -	31.564	54.756	139.2	58.822	2:25.142	85.09	0.782	17:21:56.469
6 -	31.475	55.473	138.9	59.265	2:26.213	84.47	1.853	17:24:22.682
7 -	31.467	55.290	139.8	58.784	2:25.541	84.86	1.181	17:26:48.223
8 -	31.574	55.103	138.0	58.333	2:25.010 (3)	85.17	0.650	17:29:13.233
9 -	31.341	54.394	139.5	58.625	2:24.360 (1)	85.55		17:31:37.593
10 -	31.365	54.675	131.8	58.354	2:24.394 (2)	85.53	0.034	17:34:01.987
11 -	31.884	54.968	139.2	58.523	2:25.375	84.95	1.015	17:36:27.362
12 -	33.867	56.364	137.5	59.443	2:29.674	82.51	5.314	17:38:57.036
13 -	31.576	54.835	138.6	58.761	2:25.172	85.07	0.812	17:41:22.208
14 -	31.099	55.023	138.6	58.894	2:25.016	85.16	0.656	17:43:47.224
15 -	31.554	55.126	138.3	59.512	2:26.192	84.48	1.832	17:46:13.416
16 -	33.613	56.312	137.5	59.391	2:29.316	82.71	4.956	17:48:42.732
17 -	31.640	55.652	108.4	1:02.346	2:29.638	82.53	5.278	17:51:12.370

P13 77 TCR		JT COUPAL		Audi Sport RS3 LMS - Compass Racing				
IDEAL LAP TIME : 2:23.572		BEST LAP TIME : 2:25.000		DIFFERENCE : 1.428				
LAP	SECTOR 1	SECTOR 2	SECTOR 3	LAP TIME	MPH	DIFF	TIME OF DAY	
1 -				2:32.047	81.23	7.047	17:11:50.280	
2 -	31.992	55.396	138.6	57.612	2:25.000 (1)	85.17		17:14:15.280
3 -	31.034	54.926	139.5	59.212	2:25.172 (2)	85.07	0.172	17:16:40.452
4 -	31.349	55.581	130.5	58.812	2:25.742	84.74	0.742	17:19:06.194
5 -	31.637	56.019	138.0	58.595	2:26.251	84.45	1.251	17:21:32.445
6 -	31.457	55.994	136.6	58.816	2:26.267	84.44	1.267	17:23:58.712
7 -	31.366	56.030	136.3	IN PIT	2:40.527 P	76.93	15.527	17:26:39.239
8 -	OUTLAP	56.406	124.5	58.932	4:40.347	44.05	2:15.347	17:31:19.586
9 -	31.406	55.805	134.4	59.285	2:26.496	84.30	1.496	17:33:46.082
10 -	31.497	55.635	132.1	59.067	2:26.199	84.48	1.199	17:36:12.281
11 -	31.211	55.636	136.6	58.543	2:25.390 (3)	84.95	0.390	17:38:37.671
12 -	31.340	56.110	135.0	59.420	2:26.870	84.09	1.870	17:41:04.541
13 -	32.379	56.108	133.1	1:00.977	2:29.464	82.63	4.464	17:43:34.005
14 -	31.677	56.365	134.7	59.199	2:27.241	83.88	2.241	17:46:01.246
15 -	31.709	56.954	136.6	59.633	2:28.296	83.28	3.296	17:48:29.542
16 -	31.695	56.600	134.7	59.768	2:28.063	83.41	3.063	17:50:57.605

P14 95 TCA		Eric POWELL		Subaru BRZ IS - TechSport Racing				
IDEAL LAP TIME : 2:35.199		BEST LAP TIME : 2:35.469		DIFFERENCE : 0.270				
LAP	SECTOR 1	SECTOR 2	SECTOR 3	LAP TIME	MPH	DIFF	TIME OF DAY	
1 -				2:43.903	75.35	8.434	17:12:02.136	
2 -	34.630	59.898	122.2	1:02.897	2:37.425	78.45	1.956	17:14:39.561
3 -	34.565	59.372	123.5	1:01.956	2:35.893	79.22	0.424	17:17:15.454
4 -	34.542	59.674	120.4	1:01.540	2:35.756 (3)	79.29	0.287	17:19:51.210
5 -	34.287	59.560	119.8	1:01.622	2:35.469 (1)	79.44		17:22:26.679

Weather / Track : Cloudy / Dry

Circuit of the Americas

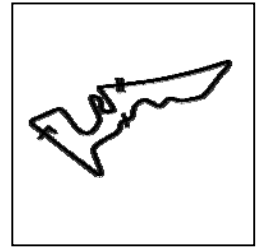
Circuit Length = 3.4308 miles

Start: 17:09 Flag 17:49 End: 17:51

Grand Prix of Texas

TCR

ROUND 1 - Saturday March 24th 2018 - SECTOR ANALYSIS



SECTOR 1 = FL to I1, SECTOR 2 = I1 to I2, SECTOR 3 = I2 to FL, DIFF = Difference To Personal Best Lap, P = Crossed Finish Line in Pit Lane, D = Time Disallowed

6 -	34.410	59.862	120.0	1:01.710	2:35.982	79.18	0.513	17:25:02.661
7 -	34.430	59.572	119.8	1:01.582	2:35.584 (2)	79.38	0.115	17:27:38.245
8 -	34.402	59.831	119.1	1:01.550	2:35.783	79.28	0.314	17:30:14.028
9 -	34.499	1:00.294	118.9	1:01.703	2:36.496	78.92	1.027	17:32:50.524
10 -	34.720	59.867	119.1	1:01.796	2:36.383	78.97	0.914	17:35:26.907
11 -	35.185	59.865	119.4	1:02.032	2:37.082	78.62	1.613	17:38:03.989
12 -	34.390	1:00.328	117.9	1:02.783	2:37.501	78.41	2.032	17:40:41.490
13 -	34.914	1:00.713	119.4	1:01.997	2:37.624	78.35	2.155	17:43:19.114
14 -	34.921	1:00.390	118.1	1:02.008	2:37.319	78.50	1.850	17:45:56.433
15 -	34.816	1:00.528	118.5	1:01.923	2:37.267	78.53	1.798	17:48:33.700
16 -	34.942	1:01.270	116.9	1:02.126	2:38.338	78.00	2.869	17:51:12.038

P15 94 TCA Tom O'GORMAN				Honda Civic Si - RealTime Racing				
IDEAL LAP TIME : 2:35.131		BEST LAP TIME : 2:35.571		DIFFERENCE : 0.440				
LAP	SECTOR 1	SECTOR 2	SECTOR 3	LAP TIME	MPH	DIFF	TIME OF DAY	
1 -				2:43.174	75.69	7.603	17:12:01.407	
2 -	34.755	59.920	116.1	1:02.778	2:37.453	78.44	1.882	17:14:38.860
3 -	34.743	59.526	119.6	1:02.825	2:37.094	78.62	1.523	17:17:15.954
4 -	34.375	59.400	118.3	1:01.906	2:35.681	79.33	0.110	17:19:51.635
5 -	34.231	59.776	122.2	1:01.662	2:35.669 (3)	79.34	0.098	17:22:27.304
6 -	34.098	1:00.100	119.6	1:01.885	2:36.083	79.13	0.512	17:25:03.387
7 -	34.069	59.586	121.7	1:01.916	2:35.571 (1)	79.39		17:27:38.958
8 -	34.172	59.618	119.4	1:01.860	2:35.650 (2)	79.35	0.079	17:30:14.608
9 -	34.213	1:00.262	121.1	1:02.007	2:36.482	78.92	0.911	17:32:51.090
10 -	34.494	59.857	121.7	1:01.958	2:36.309	79.01	0.738	17:35:27.399
11 -	34.940	59.742	120.4	1:02.495	2:37.177	78.57	1.606	17:38:04.576
12 -	34.140	1:00.007	122.9	1:03.043	2:37.190	78.57	1.619	17:40:41.766
13 -	34.792	1:00.723	124.2	1:02.191	2:37.706	78.31	2.135	17:43:19.472
14 -	34.738	1:00.166	121.3	1:02.453	2:37.357	78.48	1.786	17:45:56.829
15 -	34.578	1:00.445	122.6	1:02.145	2:37.168	78.58	1.597	17:48:33.997
16 -	34.982	1:00.792	120.9	1:02.438	2:38.212	78.06	2.641	17:51:12.209

P16 25 TCA P.J. GROENKE				Subaru BRZ IS - TechSport Racing				
IDEAL LAP TIME : 2:36.024		BEST LAP TIME : 2:36.144		DIFFERENCE : 0.120				
LAP	SECTOR 1	SECTOR 2	SECTOR 3	LAP TIME	MPH	DIFF	TIME OF DAY	
1 -				2:47.636	73.67	11.492	17:12:05.869	
2 -	34.815	1:00.506	122.6	1:03.038	2:38.359	77.99	2.215	17:14:44.228
3 -	34.867	59.730	123.5	1:02.089	2:36.686	78.82	0.542	17:17:20.914
4 -	34.441	59.999	121.3	1:01.921	2:36.361 (2)	78.98	0.217	17:19:57.275
5 -	34.451	1:00.924	120.6	1:02.530	2:37.905	78.21	1.761	17:22:35.180
6 -	34.538	59.745	121.3	1:02.261	2:36.544 (3)	78.89	0.400	17:25:11.724
7 -	34.450	59.896	121.3	1:02.333	2:36.679	78.82	0.535	17:27:48.403
8 -	34.493	59.662	121.7	1:01.989	2:36.144 (1)	79.09		17:30:24.547
9 -	34.547	1:00.357	122.4	1:02.276	2:37.180	78.57	1.036	17:33:01.727
10 -	35.003	59.786	122.0	1:03.744	2:38.533	77.90	2.389	17:35:40.260
11 -	34.724	1:00.252	120.6	1:02.474	2:37.450	78.44	1.306	17:38:17.710
12 -	35.321	1:00.289	120.6	1:02.395	2:38.005	78.16	1.861	17:40:55.715
13 -	34.553	1:00.609	121.3	1:02.421	2:37.583	78.37	1.439	17:43:33.298
14 -	34.476	1:00.534	120.6	1:02.747	2:37.757	78.29	1.613	17:46:11.055
15 -	34.633	59.983	121.3	1:02.808	2:37.424	78.45	1.280	17:48:48.479
16 -	34.540	1:00.062	121.1	1:02.227	2:36.829	78.75	0.685	17:51:25.308

P17 4 TCA Bryan ORTIZ				Mazda Global Mx5 Cup - Copeland Motorsports			
IDEAL LAP TIME : 2:36.392		BEST LAP TIME : 2:36.653		DIFFERENCE : 0.261			
LAP	SECTOR 1	SECTOR 2	SECTOR 3	LAP TIME	MPH	DIFF	TIME OF DAY
1 -				2:44.514	75.07	7.861	17:12:02.747

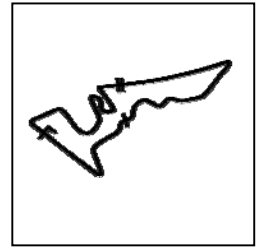
Weather / Track : Cloudy / Dry

Circuit of the Americas
 Circuit Length = 3.4308 miles
 Start: 17:09 Flag 17:49 End: 17:51

Grand Prix of Texas

TCR

ROUND 1 - Saturday March 24th 2018 - SECTOR ANALYSIS



SECTOR 1 = FL to I1, SECTOR 2 = I1 to I2, SECTOR 3 = I2 to FL, DIFF = Difference To Personal Best Lap, P = Crossed Finish Line in Pit Lane, D = Time Disallowed

2 -	34.849	1:00.130	117.1	1:02.194	2:37.173	78.58	0.520	17:14:39.920
3 -	34.852	59.964	117.7	1:01.837	2:36.653 (1)	78.84		17:17:16.573
4 -	35.055	1:00.090	116.1	1:02.036	2:37.181	78.57	0.528	17:19:53.754
5 -	34.861	1:00.281	115.9	1:02.355	2:37.497	78.41	0.844	17:22:31.251
6 -	35.073	1:00.395	115.7	1:01.822	2:37.290	78.52	0.637	17:25:08.541
7 -	34.886	1:00.332	115.7	1:01.953	2:37.171	(3) 78.58	0.518	17:27:45.712
8 -	34.869	1:00.536	115.1	1:02.131	2:37.536	78.40	0.883	17:30:23.248
9 -	34.988	1:00.658	116.9	1:02.165	2:37.811	78.26	1.158	17:33:01.059
10 -	35.084	1:00.378	115.9	1:03.448	2:38.910	77.72	2.257	17:35:39.969
11 -	35.485	1:00.436	118.7	1:02.108	2:38.029	78.15	1.376	17:38:17.998
12 -	35.302	1:01.088	117.7	1:01.688	2:38.078	78.13	1.425	17:40:56.076
13 -	35.086	1:00.516	118.5	1:02.164	2:37.766	78.28	1.113	17:43:33.842
14 -	34.740	1:00.112	119.6	1:02.705	2:37.557	78.39	0.904	17:46:11.399
15 -	35.069	1:00.511	118.1	1:02.135	2:37.715	78.31	1.062	17:48:49.114
16 -	34.887	1:00.001	118.7	1:02.117	2:37.005	(2) 78.66	0.352	17:51:26.119

P18 24 TCA Kenny MURILLO

Mazda Global Mx5 Cup - Murillo Racing

IDEAL LAP TIME : 2:36.558 BEST LAP TIME : 2:37.218 DIFFERENCE : 0.660

LAP	SECTOR 1	SECTOR 2	SECTOR 3	LAP TIME	MPH	DIFF	TIME OF DAY	
1 -				2:47.032	73.94	9.814	17:12:05.265	
2 -	34.960	1:00.333	118.3	1:02.228	2:37.521	78.40	0.303	17:14:42.786
3 -	35.030	1:00.549	117.5	1:01.887	2:37.466	78.43	0.248	17:17:20.252
4 -	34.656	1:00.707	119.4	1:01.989	2:37.352	78.49	0.134	17:19:57.604
5 -	34.584	1:01.485	116.9	1:01.962	2:38.031	78.15	0.813	17:22:35.635
6 -	35.140	1:00.302	117.7	1:01.776	2:37.218 (1)	78.55		17:25:12.853
7 -	34.583	1:00.514	117.5	1:02.129	2:37.226	(2) 78.55	0.008	17:27:50.079
8 -	34.721	1:00.502	117.3	1:02.179	2:37.402	78.46	0.184	17:30:27.481
9 -	34.882	1:00.788	117.7	1:02.229	2:37.899	78.22	0.681	17:33:05.380
10 -	35.247	1:00.643	117.1	1:03.254	2:39.144	77.60	1.926	17:35:44.524
11 -	34.919	1:00.525	117.3	1:02.274	2:37.718	78.31	0.500	17:38:22.242
12 -	34.811	1:00.373	117.5	1:02.142	2:37.326	(3) 78.50	0.108	17:40:59.568
13 -	34.752	1:00.680	118.3	1:02.124	2:37.556	78.39	0.338	17:43:37.124
14 -	34.892	1:00.199	117.7	1:02.394	2:37.485	78.42	0.267	17:46:14.609
15 -	34.752	1:00.379	118.1	1:02.672	2:37.803	78.26	0.585	17:48:52.412
16 -	35.023	1:00.714	116.9	1:02.407	2:38.144	78.09	0.926	17:51:30.556

P19 79 TCA Spencer PATTERSON

Subaru BRZ IS - TechSport Racing

IDEAL LAP TIME : 2:36.526 BEST LAP TIME : 2:36.821 DIFFERENCE : 0.295

LAP	SECTOR 1	SECTOR 2	SECTOR 3	LAP TIME	MPH	DIFF	TIME OF DAY	
1 -				2:48.771	73.18	11.950	17:12:07.004	
2 -	35.269	1:00.111	121.7	1:02.300	2:37.680	78.32	0.859	17:14:44.684
3 -	34.873	1:00.223	121.3	1:02.391	2:37.487	78.42	0.666	17:17:22.171
4 -	34.937	59.806	120.9	1:02.078	2:36.821 (1)	78.75		17:19:58.992
5 -	34.846	59.733	118.7	1:02.341	2:36.920	(2) 78.70	0.099	17:22:35.912
6 -	35.084	1:00.182	114.9	1:02.389	2:37.655	78.34	0.834	17:25:13.567
7 -	34.721	1:00.722	120.2	1:02.635	2:38.078	78.13	1.257	17:27:51.645
8 -	34.873	59.929	120.2	1:02.472	2:37.274	(3) 78.53	0.453	17:30:28.919
9 -	34.910	1:00.124	120.4	1:03.088	2:38.122	78.10	1.301	17:33:07.041
10 -	34.890	1:00.879	119.1	1:02.899	2:38.668	77.84	1.847	17:35:45.709
11 -	34.933	1:00.514	120.2	1:03.296	2:38.743	77.80	1.922	17:38:24.452
12 -	34.784	1:00.420	119.6	1:02.619	2:37.823	78.25	1.002	17:41:02.275
13 -	35.141	1:00.663	119.6	1:02.636	2:38.440	77.95	1.619	17:43:40.715
14 -	34.715	1:00.689	120.6	1:02.559	2:37.963	78.18	1.142	17:46:18.678
15 -	34.921	1:00.967	119.8	1:02.667	2:38.555	77.89	1.734	17:48:57.233
16 -	35.070	1:01.082	119.4	1:02.906	2:39.058	77.65	2.237	17:51:36.291

Weather / Track : Cloudy / Dry

Circuit of the Americas

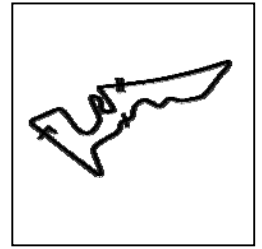
Circuit Length = 3.4308 miles

Start: 17:09 Flag 17:49 End: 17:51

Grand Prix of Texas

TCR

ROUND 1 - Saturday March 24th 2018 - SECTOR ANALYSIS



SECTOR 1 = FL to I1, SECTOR 2 = I1 to I2, SECTOR 3 = I2 to FL, DIFF = Difference To Personal Best Lap, P = Crossed Finish Line in Pit Lane, D = Time Disallowed

P20 22 TCA		Breton WILLIAMS			Subaru BRZ tS - TechSport Racing			
IDEAL LAP TIME : 2:36.856		BEST LAP TIME : 2:36.856		DIFFERENCE : 0.000				
LAP	SECTOR 1	SECTOR 2		SECTOR 3	LAP TIME	MPH	DIFF	TIME OF DAY
1 -					2:49.352	72.93	12.496	17:12:07.585
2 -	35.796	1:00.454	122.6	1:03.635	2:39.885 (2)	77.24	3.029	17:14:47.470
3 -	34.645	59.939	120.9	1:02.272	2:36.856 (1)	78.74		17:17:24.326
4 -	35.980	1:00.708	121.1	1:06.624	2:43.312	75.62	6.456	17:20:07.638
5 -	35.317	1:01.387	119.1	1:03.800	2:40.504 (3)	76.95	3.648	17:22:48.142
6 -	35.203	1:01.611	118.9	1:03.978	2:40.792	76.81	3.936	17:25:28.934
7 -	35.402	1:01.063	119.1	1:06.045	2:42.510	76.00	5.654	17:28:11.444
8 -	35.252	1:01.569	119.4	1:05.177	2:41.998	76.24	5.142	17:30:53.442
9 -	35.571	1:00.915	117.5	1:05.068	2:41.554	76.45	4.698	17:33:34.996
10 -	35.064	1:01.832	120.0	1:05.434	2:42.330	76.08	5.474	17:36:17.326
11 -	36.024	1:01.961	118.3	1:05.831	2:43.816	75.39	6.960	17:39:01.142
12 -	35.411	1:01.747	115.9	1:04.119	2:41.277	76.58	4.421	17:41:42.419
13 -	35.305	1:01.840	118.5	1:04.410	2:41.555	76.45	4.699	17:44:23.974
14 -	35.685	1:01.443	117.7	1:04.794	2:41.922	76.27	5.066	17:47:05.896
15 -	37.860	1:02.522	119.6	1:04.065	2:44.447	75.10	7.591	17:49:50.343

P21 13 TCA		John MAURO			Mazda Global Mx5 Cup - Atlanta Motorsports Group/Mauro Mot			
IDEAL LAP TIME : 2:38.984		BEST LAP TIME : 2:39.345		DIFFERENCE : 0.361				
LAP	SECTOR 1	SECTOR 2		SECTOR 3	LAP TIME	MPH	DIFF	TIME OF DAY
1 -					2:52.581	71.56	13.236	17:12:10.814
2 -	35.568	1:01.726	118.1	1:03.561	2:40.855	76.78	1.510	17:14:51.669
3 -	35.553	1:01.804	116.1	1:02.853	2:40.210	77.09	0.865	17:17:31.879
4 -	35.086	1:01.489	116.3	1:02.770	2:39.345 (1)	77.51		17:20:11.224
5 -	35.781	1:02.091	114.7	1:02.876	2:40.748	76.83	1.403	17:22:51.972
6 -	35.321	1:01.892	115.5	1:02.845	2:40.058 (3)	77.16	0.713	17:25:32.030
7 -	35.211	1:01.594	116.1	1:03.291	2:40.096	77.14	0.751	17:28:12.126
8 -	35.361	1:02.396	116.9	1:12.765	2:50.522	72.42	11.177	17:31:02.648
9 -	37.442	1:01.531	116.3	1:03.821	2:42.794	75.86	3.449	17:33:45.442
10 -	35.323	1:01.128	117.5	1:02.987	2:39.438 (2)	77.46	0.093	17:36:24.880
11 -	35.473	1:02.213	115.3	1:03.137	2:40.823	76.79	1.478	17:39:05.703
12 -	35.313	1:02.010	115.7	1:03.197	2:40.520	76.94	1.175	17:41:46.223
13 -	35.434	1:01.828	115.7	1:05.186	2:42.448	76.02	3.103	17:44:28.671
14 -	35.833	1:02.405	115.5	1:04.580	2:42.818	75.85	3.473	17:47:11.489
15 -	35.587	1:01.764	116.7	1:03.020	2:40.371	77.01	1.026	17:49:51.860

P22 07 TCA		Jose DA SILVA			Mazda Global Mx5 Cup - Ives Motorsports			
IDEAL LAP TIME : 2:39.376		BEST LAP TIME : 2:40.241		DIFFERENCE : 0.865				
LAP	SECTOR 1	SECTOR 2		SECTOR 3	LAP TIME	MPH	DIFF	TIME OF DAY
1 -					2:54.565	70.75	14.324	17:12:12.798
2 -	35.767	1:01.475	115.9	1:03.092	2:40.334 (2)	77.03	0.093	17:14:53.132
3 -	36.055	1:01.346	115.5	1:03.392	2:40.793	76.81	0.552	17:17:33.925
4 -	36.124	1:01.647	116.7	1:03.682	2:41.453	76.49	1.212	17:20:15.378
5 -	35.489	1:01.467	118.1	1:03.285	2:40.241 (1)	77.07		17:22:55.619
6 -	35.348	1:02.453	103.7	1:04.169	2:41.970	76.25	1.729	17:25:37.589
7 -	35.884	1:02.167	114.7	1:03.873	2:41.924	76.27	1.683	17:28:19.513
8 -	35.859	1:01.331	116.1	1:03.339	2:40.529 (3)	76.93	0.288	17:31:00.042
9 -	36.479	1:02.562	116.3	1:03.992	2:43.033	75.75	2.792	17:33:43.075
10 -	35.276	1:02.436	115.5	1:03.739	2:41.451	76.49	1.210	17:36:24.526
11 -	37.003	1:01.747	118.1	1:03.240	2:41.990	76.24	1.749	17:39:06.516
12 -	35.421	1:01.513	118.5	1:03.745	2:40.679	76.86	0.438	17:41:47.195
13 -	35.349	1:01.008	118.5	1:05.765	2:42.122	76.18	1.881	17:44:29.317
14 -	35.608	1:01.932	116.5	1:05.268	2:42.808	75.86	2.567	17:47:12.125
15 -	35.564	1:02.950	117.7	1:04.004	2:42.518	75.99	2.277	17:49:54.643

Weather / Track : Cloudy / Dry

Circuit of the Americas

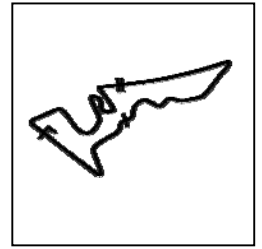
Circuit Length = 3.4308 miles

Start: 17:09 Flag 17:49 End: 17:51

Grand Prix of Texas

TCR

ROUND 1 - Saturday March 24th 2018 - SECTOR ANALYSIS



SECTOR 1 = FL to I1, SECTOR 2 = I1 to I2, SECTOR 3 = I2 to FL, DIFF = Difference To Personal Best Lap, P = Crossed Finish Line in Pit Lane, D = Time Disallowed

P23 54 TCA Austin ALLISON				Mazda Global Mx5 Cup - Jason Hoover Motorsports			
IDEAL LAP TIME : 2:38.696		BEST LAP TIME : 2:38.696		DIFFERENCE : 0.000			
LAP	SECTOR 1	SECTOR 2	SECTOR 3	LAP TIME	MPH	DIFF	TIME OF DAY
1 -				2:51.120	72.17	12.424	17:12:09.353
2 -	35.472	1:01.762	118.1	1:02.797	2:40.031 (2)	77.17	17:14:49.384
3 -	35.156	1:00.868	117.7	1:02.672	2:38.696 (1)	77.82	17:17:28.080
4 -	35.556	1:00.904	117.1	1:06.492	2:42.952	75.79	17:20:11.032
5 -	36.478	1:02.858	112.7	IN PIT	2:46.530 P	74.16	17:22:57.562
6 -	OUTLAP	1:02.819	110.5	1:03.104	3:05.549	66.56	17:26:03.111
7 -	35.822	1:02.122	111.8	1:03.248	2:41.192	76.62	17:28:44.303
8 -	35.694	1:03.161	111.6	1:02.846	2:41.701	76.38	17:31:26.004
9 -	35.770	1:02.117	110.0	1:03.357	2:41.244	76.59	17:34:07.248
10 -	35.751	1:02.089	111.2	1:03.111	2:40.951 (3)	76.73	17:36:48.199
11 -	35.752	1:02.320	110.1	1:03.119	2:41.191	76.62	17:39:29.390
12 -	35.936	1:02.363	110.5	1:03.787	2:42.086	76.19	17:42:11.476
13 -	35.710	1:02.522	112.2	1:03.978	2:42.210	76.14	17:44:53.686
14 -	35.855	1:02.427	111.2	1:03.572	2:41.854	76.30	17:47:35.540
15 -	35.812	1:02.509	111.1	1:04.178	2:42.499	76.00	17:50:18.039

P24 55 TCA Moisey URETSKY				Mazda Global Mx5 Cup - Murillo Racing			
IDEAL LAP TIME : 2:39.816		BEST LAP TIME : 2:40.050		DIFFERENCE : 0.234			
LAP	SECTOR 1	SECTOR 2	SECTOR 3	LAP TIME	MPH	DIFF	TIME OF DAY
1 -				2:55.329	70.44	15.279	17:12:13.562
2 -	35.790	1:01.318	118.5	1:03.553	2:40.661 (3)	76.87	17:14:54.223
3 -	35.515	1:01.067	118.3	1:03.468	2:40.050 (1)	77.16	17:17:34.273
4 -	35.328	1:01.371	116.3	1:03.425	2:40.124 (2)	77.13	17:20:14.397
5 -	35.620	1:01.526	116.7	1:03.726	2:40.872	76.77	17:22:55.269
6 -	35.324	1:03.266	82.2	1:11.470	2:50.060	72.62	17:25:45.329
7 -	36.665	1:03.490	109.8	1:05.656	2:45.811	74.48	17:28:31.140
8 -	36.053	1:04.077	111.2	1:04.958	2:45.088	74.81	17:31:16.228
9 -	36.178	1:02.631	110.0	1:04.035	2:42.844	75.84	17:33:59.072
10 -	36.610	1:02.524	109.6	1:15.958	2:55.092	70.53	17:36:54.164
11 -	36.206	1:03.244	109.6	1:04.299	2:43.749	75.42	17:39:37.913
12 -	41.944	1:04.594	108.2	1:04.990	2:51.528	72.00	17:42:29.441
13 -	36.400	1:02.578	110.1	1:04.596	2:43.574	75.50	17:45:13.015
14 -	36.208	1:04.809	110.5	1:04.973	2:45.990	74.40	17:47:59.005
15 -	36.253	1:04.930	109.8	1:04.005	2:45.188	74.76	17:50:44.193

P25 30 TCA Travis WASHAY				Volkswagen Golf GTI - Indian Summer Racing			
IDEAL LAP TIME : 2:37.041		BEST LAP TIME : 2:37.209		DIFFERENCE : 0.168			
LAP	SECTOR 1	SECTOR 2	SECTOR 3	LAP TIME	MPH	DIFF	TIME OF DAY
1 -				2:48.694	73.21	11.485	17:12:06.927
2 -	36.111	59.950	122.4	1:03.005	2:39.066	77.64	17:14:45.993
3 -	34.891	59.754	124.9	1:02.564	2:37.209 (1)	78.56	17:17:23.202
4 -	34.840	59.796	124.2	1:02.609	2:37.245 (2)	78.54	17:20:00.447
5 -	35.093	1:00.075	122.9	1:03.172	2:38.340	78.00	17:22:38.787
6 -	34.975	59.935	123.3	1:02.609	2:37.519 (3)	78.40	17:25:16.306
7 -	35.168	1:00.380	123.1	1:02.447	2:37.995	78.17	17:27:54.301
8 -	34.950	59.902	123.1	1:03.560	2:38.412	77.96	17:30:32.713
9 -	34.916	1:00.268	123.8	1:02.979	2:38.163	78.08	17:33:10.876
10 -	34.895	1:05.908	101.6	IN PIT	2:53.404 P	71.22	17:36:04.280
11 -	OUTLAP	1:00.639	122.0	1:03.559	3:18.330	62.27	17:39:22.610
12 -	34.915	1:00.229	122.4	1:02.906	2:38.050	78.14	17:42:00.660
13 -	34.939	1:25.219	63.0	1:05.846	3:06.004	66.40	17:45:06.664
14 -	35.281	1:06.118	100.7	1:23.954	3:05.353	66.63	17:48:12.017

Weather / Track : Cloudy / Dry

Circuit of the Americas

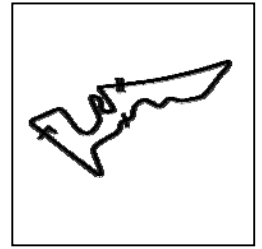
Circuit Length = 3.4308 miles

Start: 17:09 Flag 17:49 End: 17:51

Grand Prix of Texas

TCR

ROUND 1 - Saturday March 24th 2018 - SECTOR ANALYSIS



SECTOR 1 = FL to I1, SECTOR 2 = I1 to I2, SECTOR 3 = I2 to FL, DIFF = Difference To Personal Best Lap, P = Crossed Finish Line in Pit Lane, D = Time Disallowed
 15 - 35.750 1:00.944 116.3 1:05.833 2:42.527 75.99 5.318 17:50:54.544

P26 10 TCA Jenny GANNETT				Mazda Global Mx5 Cup - Ian Lacy Racing			
IDEAL LAP TIME : 2:44.526		BEST LAP TIME : 2:44.561		DIFFERENCE : 0.035			
LAP	SECTOR 1	SECTOR 2	SECTOR 3	LAP TIME	MPH	DIFF	TIME OF DAY
1 -		112.4	1:05.806	3:00.456	68.44	15.895	17:12:18.689
2 -	37.195	1:03.880 112.2	1:05.508	2:46.583	74.14	2.022	17:15:05.272
3 -	36.868	1:03.578 111.4	1:05.052	2:45.498 (3)	74.62	0.937	17:17:50.770
4 -	36.762	1:03.512 111.8	1:05.588	2:45.862	74.46	1.301	17:20:36.632
5 -	36.992	1:03.700 111.4	1:05.748	2:46.440	74.20	1.879	17:23:23.072
6 -	37.114	1:04.157 112.7	1:05.669	2:46.940	73.98	2.379	17:26:10.012
7 -	36.796	1:03.518 112.4	1:05.268	2:45.582	74.59	1.021	17:28:55.594
8 -	36.725	1:03.089 111.8	1:05.491	2:45.305 (2)	74.71	0.744	17:31:40.899
9 -	36.643	1:03.066 112.0	1:04.852	2:44.561 (1)	75.05		17:34:25.460
10 -	36.642	1:03.431 114.1	1:05.768	2:45.841	74.47	1.280	17:37:11.301
11 -	36.608	1:04.187 112.2	1:06.110	2:46.905	73.99	2.344	17:39:58.206
12 -	37.088	1:03.340 111.8	1:06.041	2:46.469	74.19	1.908	17:42:44.675
13 -	36.991	1:04.667 111.2	1:05.926	2:47.584	73.69	3.023	17:45:32.259
14 -	37.141	1:04.747 112.0	1:06.761	2:48.649	73.23	4.088	17:48:20.908
15 -	37.226	1:04.367 112.9	1:06.057	2:47.650	73.67	3.089	17:51:08.558

P27 89 TCA Jeff SEXTON				Subaru BRZ iS - TechSport Racing			
IDEAL LAP TIME : 2:38.848		BEST LAP TIME : 2:39.547		DIFFERENCE : 0.699			
LAP	SECTOR 1	SECTOR 2	SECTOR 3	LAP TIME	MPH	DIFF	TIME OF DAY
1 -				2:50.475	72.44	10.928	17:12:08.708
2 -	35.321	1:01.450 119.8	1:02.889	2:39.660 (2)	77.35	0.113	17:14:48.368
3 -	35.095	1:01.366 117.5	1:03.086	2:39.547 (1)	77.41		17:17:27.915
4 -	35.254	1:00.864 117.9	IN PIT	2:53.347 P	71.24	13.800	17:20:21.262
5 -	OUTLAP	1:02.396 112.5	1:03.771	5:58.132	34.48	3:18.585	17:26:19.394
6 -	36.543	1:01.808 113.1	1:03.920	2:42.271	76.11	2.724	17:29:01.665
7 -	35.901	1:02.424 113.3	1:04.715	2:43.040	75.75	3.493	17:31:44.705
8 -	35.588	1:02.301 114.1	1:04.416	2:42.305	76.09	2.758	17:34:27.010
9 -	35.673	1:02.627 113.3	1:06.292	2:44.592	75.03	5.045	17:37:11.602
10 -	35.644	1:01.770 112.9	1:03.310	2:40.724 (3)	76.84	1.177	17:39:52.326

P28 18 TCR Jarett ANDRETTI				Volkswagen Golf GTI TCR - Copeland Motorsports			
IDEAL LAP TIME :		BEST LAP TIME :		DIFFERENCE :			
LAP	SECTOR 1	SECTOR 2	SECTOR 3	LAP TIME	MPH	DIFF	TIME OF DAY
1 -				2:31.558	81.49		17:11:49.791

Weather / Track : Cloudy / Dry

Grand Prix of Texas

TCR

ROUND 1 - Saturday March 24th 2018 - BEST SECTORS

SECTOR 1			SECTOR 2			SECTOR 3			IDEAL / BEST COMPARISON						
POS	NO	NAME	TIME	NO	NAME	TIME	NO	NAME	TIME	POS	NO	NAME	IDEAL	BEST	DIFF
												PERFECT LAP	2:19.541		
1	43	EVERSLEY	30.205	99	WILKINS	53.105	99	WILKINS	56.231	1	99	WILKINS	2:19.812	2:19.988	0.176
2	98	LEWIS	30.235	98	LEWIS	53.304	98	LEWIS	56.353	2	98	LEWIS	2:19.892	2:20.087	0.195
3	70	JENSEN	30.324	43	EVERSLEY	53.489	43	EVERSLEY	56.562	3	43	EVERSLEY	2:20.256	2:20.438	0.182
4	99	WILKINS	30.476	70	JENSEN	53.608	70	JENSEN	56.854	4	70	JENSEN	2:20.786	2:20.951	0.165
5	71	HURCZYN	30.902	2	DANIEL	53.978	2	DANIEL	57.119	5	2	DANIEL	2:22.042	2:22.316	0.274
6	72	VINCENT	30.944	72	VINCENT	54.002	69	GERACI	57.169	6	69	GERACI	2:22.441	2:22.614	0.173
7	2	DANIEL	30.945	69	GERACI	54.126	71	HURCZYN	57.287	7	72	VINCENT	2:22.465	2:23.162	0.697
8	77	COUPAL	31.034	71	HURCZYN	54.318	74	FASSNACHT	57.504	8	71	HURCZYN	2:22.507	2:22.755	0.248
9	44	ESAYIAN	31.099	44	ESAYIAN	54.394	72	VINCENT	57.519	9	12	FILIPPI	2:23.321	2:23.571	0.250
10	12	FILIPPI	31.126	12	FILIPPI	54.458	77	COUPAL	57.612	10	77	COUPAL	2:23.572	2:25.000	1.428
11	69	GERACI	31.146	77	COUPAL	54.926	12	FILIPPI	57.737	11	44	ESAYIAN	2:23.826	2:24.360	0.534
12	73	MERRIMAN	31.252	73	MERRIMAN	54.956	73	MERRIMAN	57.799	12	74	FASSNACHT	2:23.939	2:24.383	0.444
13	74	FASSNACHT	31.340	74	FASSNACHT	55.095	44	ESAYIAN	58.333	13	73	MERRIMAN	2:24.007	2:24.759	0.752
14	18	ANDRETTI	33.083	18	ANDRETTI	58.583	95	POWELL	1:01.540	14	94	O'GORMAN	2:35.131	2:35.571	0.440
15	94	O'GORMAN	34.069	95	POWELL	59.372	94	O'GORMAN	1:01.662	15	95	POWELL	2:35.199	2:35.469	0.270
16	95	POWELL	34.287	94	O'GORMAN	59.400	4	ORTIZ	1:01.688	16	25	GROENKE	2:36.024	2:36.144	0.120
17	25	GROENKE	34.441	25	GROENKE	59.662	24	MURILLO	1:01.776	17	4	ORTIZ	2:36.392	2:36.653	0.261
18	24	MURILLO	34.583	79	PATTERSON	59.733	25	GROENKE	1:01.921	18	79	PATTERSON	2:36.526	2:36.821	0.295
19	22	WILLIAMS	34.645	30	WASHAY	59.754	79	PATTERSON	1:02.078	19	24	MURILLO	2:36.558	2:37.218	0.660
20	79	PATTERSON	34.715	22	WILLIAMS	59.939	22	WILLIAMS	1:02.272	20	22	WILLIAMS	2:36.856	2:36.856	0.000
21	4	ORTIZ	34.740	4	ORTIZ	59.964	30	WASHAY	1:02.447	21	30	WASHAY	2:37.041	2:37.209	0.168
22	30	WASHAY	34.840	24	MURILLO	1:00.199	54	ALLISON	1:02.672	22	54	ALLISON	2:38.696	2:38.696	0.000
23	13	MAURO	35.086	89	SEXTON	1:00.864	13	MAURO	1:02.770	23	89	SEXTON	2:38.848	2:39.547	0.699
24	89	SEXTON	35.095	54	ALLISON	1:00.868	89	SEXTON	1:02.889	24	13	MAURO	2:38.984	2:39.345	0.361
25	54	ALLISON	35.156	07	DA SILVA	1:01.008	07	DA SILVA	1:03.092	25	07	DA SILVA	2:39.376	2:40.241	0.865
26	07	DA SILVA	35.276	55	URETSKY	1:01.067	55	URETSKY	1:03.425	26	55	URETSKY	2:39.816	2:40.050	0.234
27	55	URETSKY	35.324	13	MAURO	1:01.128	10	GANNETT	1:04.852	27	10	GANNETT	2:44.526	2:44.561	0.035
28	10	GANNETT	36.608	10	GANNETT	1:03.066				28	18	ANDRETTI			

Weather / Track : Cloudy / Dry

Results can be found at www.tsl-timing.com

Circuit of the Americas

Circuit Length = 3.4308 miles

Start: 17:09 Flag 17:49 End: 17:51

Printed - 17:57 Saturday, March 24, 2018

Grand Prix of Texas

TCR

ROUND 1 - Saturday March 24th 2018 - BEST SPEEDS

POS	INTERMEDIATE 1		INTERMEDIATE 2		FINISH LINE		MPH
	NO	NAME	NO	NAME	NO	NAME	
1			99	WILKINS			143.7
2			98	LEWIS			142.7
3			43	EVERSLEY			142.7
4			70	JENSEN			141.5
5			69	GERACI			141.5
6			2	DANIEL			140.9
7			12	FILIPPI			139.8
8			44	ESAYIAN			139.8
9			77	COUPAL			139.5
10			72	VINCENT			138.9
11			71	HURCZYN			138.6
12			73	MERRIMAN			138.6
13			74	FASSNACHT			136.1
14			30	WASHAY			124.9
15			94	O'GORMAN			124.2
16			95	POWELL			123.5
17			25	GROENKE			123.5
18			22	WILLIAMS			122.6
19			79	PATTERSON			121.7
20			89	SEXTON			119.8
21			4	ORTIZ			119.6
22			24	MURILLO			119.4
23			07	DA SILVA			118.5
24			55	URETSKY			118.5
25			13	MAURO			118.1
26			54	ALLISON			118.1
27			10	GANNETT			114.1
28			18	ANDRETTI			112.9

Weather / Track : Cloudy / Dry

Results can be found at www.tsl-timing.com

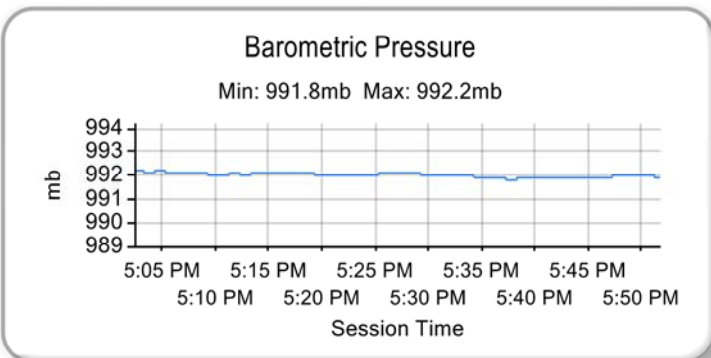
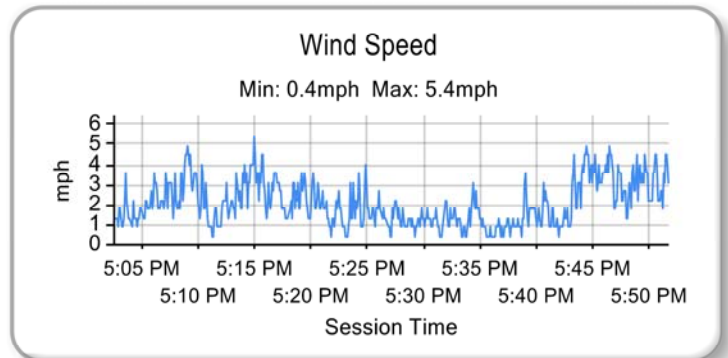
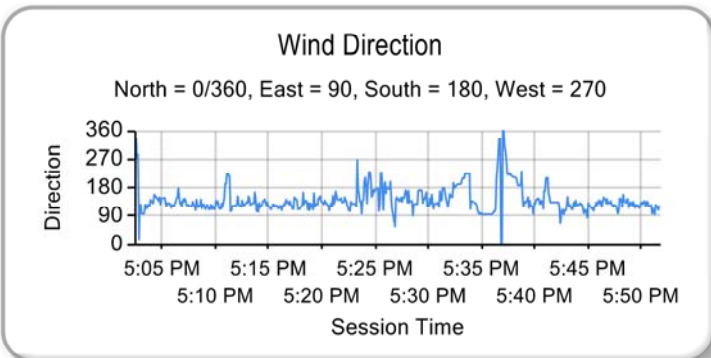
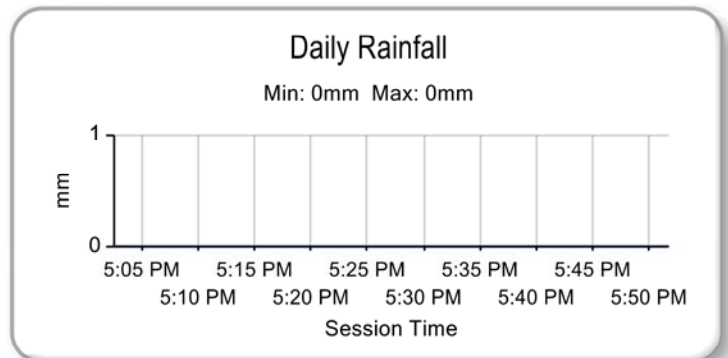
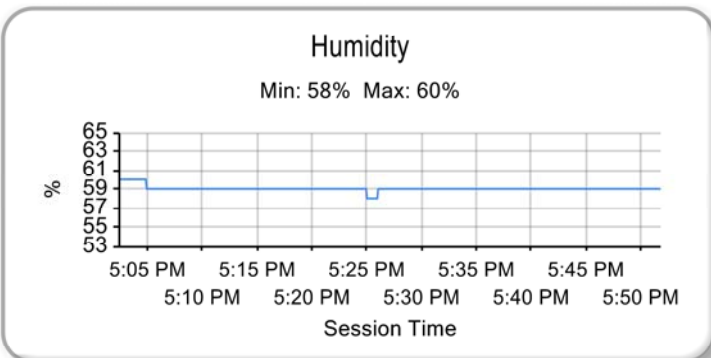
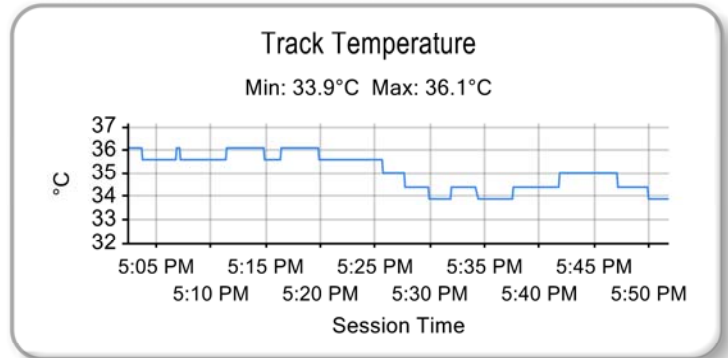
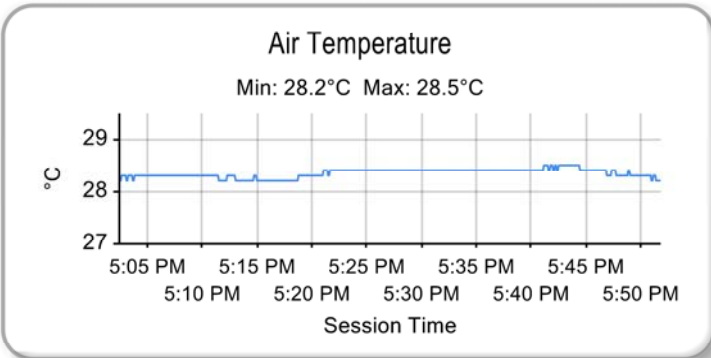
Circuit of the Americas
Circuit Length = 3.4308 miles
Start: 17:09 Flag 17:49 End: 17:51

Printed - 17:57 Saturday, March 24, 2018

Grand Prix of Texas

TCR

ROUND 1 - Saturday March 24th 2018 - WEATHER CONDITIONS



Weather / Track : Cloudy / Dry

Results can be found at www.tsl-timing.com

Circuit of the Americas
Circuit Length = 3.4308 miles
Start: 17:09 Flag 17:49 End: 17:51

Printed - 17:59 Saturday, March 24, 2018

Grand Prix of Texas

TCR/TCA

ROUND 2 - Sunday March 25th 2018 - GRID (40 minutes)



ROW 15	29	2:40.241 07 Jose DA SILVA TC - TCA	30	2:44.561 10 Jenny GANNETT TC - TCA
ROW 14	27	2:39.547 89 Jeff SEXTON TC - TCA	28	2:40.050 55 Moisey URETSKY TC - TCA
ROW 13	25	2:38.696 54 Austin ALLISON TC - TCA	26	2:39.345 13 John MAURO TC - TCA
ROW 12	23	2:37.209 30 Travis WASHAY TC - TCA	24	2:37.218 24 Kenny MURILLO TC - TCA
ROW 11	21	2:36.821 79 Spencer PATTERSON TC - TCA	22	2:36.856 22 Breton WILLIAMS TC - TCA
ROW 10	19	2:36.144 25 P.J. GROENKE TC - TCA	20	2:36.653 4 Bryan ORTIZ TC - TCA
ROW 9	17	2:35.469 95 Eric POWELL TC - TCA	18	2:35.571 94 Tom O'GORMAN TC - TCA
ROW 8				
ROW 7	13	2:25.000 77 JT COUPAL TC - TCR	14	2:24.759 18 Jarett ANDRETTI TC - TCR
ROW 6	11	2:24.383 74 Matt FASSNACHT TC - TCR	12	2:24.360 73 Dwight MERRIMAN TC - TCR
ROW 5	9	2:23.571 12 Mason FILIPPI TC - TCR	10	2:23.162 44 Nick ESAYIAN TC - TCR
ROW 4	7	2:22.755 71 Michael HURCZYN TC - TCR	8	2:22.614 72 Nate VINCENT TC - TCR
ROW 3	5	2:22.316 2 Jeremy DANIEL TC - TCR	6	2:20.951 69 Anthony GERACI TC - TCR
ROW 2	3	2:20.438 43 Ryan EVERSLEY TC - TCR	4	2:20.087 70 Martin JENSEN TC - TCR
ROW 1	1	2:19.988 99 Mark WILKINS TC - TCR	2	98 Michael LEWIS TC - TCR
Pole				

Circuit of the Americas
Circuit Length = 3.4308 miles

These results are provisional until the conclusion of any judicial and technical matters.

Chief Steward :	Chief of Timing
-----------------	-----------------

Results can be found at www.tsl-timing.com

Printed - 18:00 Saturday, March 24, 2018



Grand Prix of Texas

TCR/TCA

ROUND 2 - Sunday March 25th 2018 - CLASSIFICATION - FINAL



POS	NO	CL	PIC NAME	ENTRY	LAPS	TIME	GAP	DIFF	MPH	BEST	ON
1	99	TCR	1 Mark WILKINS	Hyundai I30 N TCR - Bryan Herta Autosport with Cu	14	41:13.029			69.65	2:20.911	2
2	98	TCR	2 Michael LEWIS	Hyundai I30 N TCR - Bryan Herta Autosport with Cu	14	41:13.541	0.512	0.512	69.63	2:20.876	3
3	43	TCR	4 Ryan EVERSLEY	Honda Civic Type-R TCR - RealTime Racing	14	41:18.119	5.090	4.578	69.50	2:21.049	6
4	69*	TCR	3 Anthony GERACI	Audi Sport RS3 LMS - Heinlein Racing Developmen	14	41:17.948			69.51	2:22.358	3
5	72	TCR	5 Nate VINCENT	Volkswagen Golf GTI TCR - FCP Euro by HRD	14	41:21.489	8.460		69.41	2:22.391	4
6	2	TCR	6 Jerimy DANIEL	Audi Sport RS3 LMS - The Racing Company	14	41:22.614	9.585	1.125	69.38	2:21.625	3
7	12	TCR	7 Mason FILIPPI	Volkswagen Golf GTI TCR - TFB	14	41:22.997	9.968	0.383	69.37	2:22.885	11
8	71	TCR	8 Michael HURCZYK	Volkswagen Golf GTI TCR - FCP Euro by HRD	14	41:23.233	10.204	0.236	69.36	2:22.404	4
9	77	TCR	9 JT COUPAL	Audi Sport RS3 LMS - Compass Racing	14	41:26.959	13.930	3.726	69.26	2:23.651	11
10	73	TCR	10 Dwight MERRIMAN	Volkswagen Golf GTI TCR - Heinlein Racing Develo	14	41:31.605	18.576	4.646	69.13	2:23.049	3
11	44	TCR	11 Nick ESAYIAN	Honda Civic Type-R TCR - RealTime Racing	14	41:32.091	19.062	0.486	69.11	2:23.411	3
12	94	TCA	1 Tom O'GORMAN	Honda Civic Si - TOMO Racing	14	42:14.890	1:01.861	42.799	67.95	2:32.576	10
13	95	TCA	2 Eric POWELL	Subaru BRZ tS - TechSport Racing	14	42:22.473	1:09.444	7.583	67.74	2:33.743	4
14	25	TCA	3 P.J. GROENKE	Subaru BRZ tS - TechSport Racing	14	42:24.233	1:11.204	1.760	67.70	2:33.858	3
15	24	TCA	4 Kenny MURILLO	Mazda Global Mx5 Cup - Murillo Racing	14	42:29.835	1:16.806	5.602	67.55	2:35.084	11
16	89	TCA	5 Jeff SEXTON	Subaru BRZ tS - TechSport Racing	14	42:30.441	1:17.412	0.606	67.53	2:35.088	3
17	79	TCA	6 Spencer PATTERSON	Subaru BRZ tS - TechSport Racing	14	42:30.958	1:17.929	0.517	67.52	2:35.216	11
18	4	TCA	7 Bryan ORTIZ	Mazda Global Mx5 Cup - Copeland Motorsports	14	42:31.156	1:18.127	0.198	67.51	2:35.486	10
19	13	TCA	8 John MAURO	Mazda Global Mx5 Cup - Atlanta Motorsports Group	14	42:46.059	1:33.030	14.903	67.12	2:37.948	3
20	54	TCA	9 Austin ALLISON	Mazda Global Mx5 Cup - Jason Hoover Motorsports	14	42:56.153	1:43.124	10.094	66.86	2:37.573	5
21	55	TCA	10 Moisey URETSKY	Mazda Global Mx5 Cup - Murillo Racing	14	42:56.533	1:43.504	0.380	66.85	2:40.105	11
22	07	TCA	11 Jose DA SILVA	Mazda Global Mx5 Cup - Ives Motorsports	14	42:56.802	1:43.773	0.269	66.84	2:39.032	3
23	18	TCR	12 Jarett ANDRETTI	Volkswagen Golf GTI TCR - Copeland Motorsports	10	32:42.950	4 Laps	4 Laps	62.58	2:26.108	2

NOT CLASSIFIED

NC	74	TCR	Matt FASSNACHT	Audi Sport RS3 LMS - Murillo Racing	6	21:07.613	8 Laps	4 Laps	57.93	2:21.748	2
NC	10	TCA	Jenny GANNETT	Mazda Global Mx5 Cup - Ian Lacy Racing	5	18:12.417	9 Laps	1 Lap	55.92	2:42.913	4
NC	30	TCA	Travis WASHAY	Volkswagen Golf GTI - Indian Summer Racing	4	15:28.863	10 Laps	1 Lap	52.47	2:36.480	3
NC	70	TCR	Martin JENSEN	Alfa Romeo Giulietta TCR - Alfatcr.USA	2	9:46.385	12 Laps	2 Laps	40.99		
NC	22	TCA	Breton WILLIAMS	Subaru BRZ tS - TechSport Racing	2	10:13.145	12 Laps	26.760	39.20		

FASTEST LAP

98	TCR	Michael LEWIS	Hyundai I30 N TCR - Bryan Herta Autosport with Cu	3	2:20.876	87.67 mph	141.09 kph
94	TCA	Tom O'GORMAN	Honda Civic Si - TOMO Racing	10	2:32.576	80.94 mph	130.27 kph

Car #69 - 1 position penalty - Stewards' decision #08

Circuit of the Americas
 Circuit Length = 3.4308 miles
 Start: 12:26 Flag 13:07 End: 13:09

Weather / Track : Cloudy / Dry

These results are provisional until the conclusion of any judicial and technical matters.

Chief Steward :	Chief of Timing
-----------------	-----------------

Results can be found at www.tsl-timing.com

Printed - 13:19 Sunday, March 25, 2018



Grand Prix of Texas

TCR

ROUND 2 - Sunday March 25th 2018 - CLASSIFICATION - FINAL



POS	NO	CL	PIC NAME	ENTRY	LAPS	TIME	GAP	DIFF	MPH	BEST	ON
1	99	TCR	1 Mark WILKINS	Hyundai I30 N TCR - Bryan Herta Autosport with Cu	14	41:13.029			69.65	2:20.911	2
2	98	TCR	2 Michael LEWIS	Hyundai I30 N TCR - Bryan Herta Autosport with Cu	14	41:13.541	0.512	0.512	69.63	2:20.876	3
3	43	TCR	4 Ryan EVERSLEY	Honda Civic Type-R TCR - RealTime Racing	14	41:18.119	5.090	4.578	69.50	2:21.049	6
4	69*	TCR	3 Anthony GERACI	Audi Sport RS3 LMS - Heinlein Racing Developmen	14	41:17.948			69.51	2:22.358	3
5	72	TCR	5 Nate VINCENT	Volkswagen Golf GTI TCR - FCP Euro by HRD	14	41:21.489	8.460		69.41	2:22.391	4
6	2	TCR	6 Jerimy DANIEL	Audi Sport RS3 LMS - The Racing Company	14	41:22.614	9.585	1.125	69.38	2:21.625	3
7	12	TCR	7 Mason FILIPPI	Volkswagen Golf GTI TCR - TFB	14	41:22.997	9.968	0.383	69.37	2:22.885	11
8	71	TCR	8 Michael HURCZYN	Volkswagen Golf GTI TCR - FCP Euro by HRD	14	41:23.233	10.204	0.236	69.36	2:22.404	4
9	77	TCR	9 JT COUPAL	Audi Sport RS3 LMS - Compass Racing	14	41:26.959	13.930	3.726	69.26	2:23.651	11
10	73	TCR	10 Dwight MERRIMAN	Volkswagen Golf GTI TCR - Heinlein Racing Develo	14	41:31.605	18.576	4.646	69.13	2:23.049	3
11	44	TCR	11 Nick ESAYIAN	Honda Civic Type-R TCR - RealTime Racing	14	41:32.091	19.062	0.486	69.11	2:23.411	3
12	18	TCR	12 Jarett ANDRETTI	Volkswagen Golf GTI TCR - Copeland Motorsports	10	32:42.950	4 Laps	4 Laps	62.58	2:26.108	2

NOT CLASSIFIED

NC	74	TCR	Matt FASSNACHT	Audi Sport RS3 LMS - Murillo Racing	6	21:07.613	8 Laps	4 Laps	57.93	2:21.748	2
NC	70	TCR	Martin JENSEN	Alfa Romeo Giulietta TCR - Alfatcr.USA	2	9:46.385	12 Laps	4 Laps	40.99		

FASTEST LAP

98	TCR	Michael LEWIS	Hyundai I30 N TCR - Bryan Herta Autosport with Cu	3	2:20.876	87.67 mph	141.09 kph
----	-----	---------------	---	---	----------	-----------	------------

Car #69 - 1 position penalty - Stewards' decision #08

Circuit of the Americas
 Circuit Length = 3.4308 miles
 Start: 12:26 Flag 13:07 End: 13:09

Weather / Track : Cloudy / Dry

These results are provisional until the conclusion of any judicial and technical matters.

Chief Steward :	Chief of Timing
-----------------	-----------------

Results can be found at www.tsl-timing.com

Printed - 13:20 Sunday, March 25, 2018



Grand Prix of Texas

TCA

ROUND 2 - Sunday March 25th 2018 - CLASSIFICATION - FINAL



POS	NO	CL	PIC NAME	ENTRY	LAPS	TIME	GAP	DIFF	MPH	BEST	ON
1	94	TCA	1 Tom O'GORMAN	Honda Civic Si - TOMO Racing	14	42:14.890			67.95	2:32.576	10
2	95	TCA	2 Eric POWELL	Subaru BRZ iS - TechSport Racing	14	42:22.473	7.583	7.583	67.74	2:33.743	4
3	25	TCA	3 P.J. GROENKE	Subaru BRZ iS - TechSport Racing	14	42:24.233	9.343	1.760	67.70	2:33.858	3
4	24	TCA	4 Kenny MURILLO	Mazda Global Mx5 Cup - Murillo Racing	14	42:29.835	14.945	5.602	67.55	2:35.084	11
5	89	TCA	5 Jeff SEXTON	Subaru BRZ iS - TechSport Racing	14	42:30.441	15.551	0.606	67.53	2:35.088	3
6	79	TCA	6 Spencer PATTERSON	Subaru BRZ iS - TechSport Racing	14	42:30.958	16.068	0.517	67.52	2:35.216	11
7	4	TCA	7 Bryan ORTIZ	Mazda Global Mx5 Cup - Copeland Motorsports	14	42:31.156	16.266	0.198	67.51	2:35.486	10
8	13	TCA	8 John MAURO	Mazda Global Mx5 Cup - Atlanta Motorsports Group	14	42:46.059	31.169	14.903	67.12	2:37.948	3
9	54	TCA	9 Austin ALLISON	Mazda Global Mx5 Cup - Jason Hoover Motorsports	14	42:56.153	41.263	10.094	66.86	2:37.573	5
10	55	TCA	10 Moisey URETSKY	Mazda Global Mx5 Cup - Murillo Racing	14	42:56.533	41.643	0.380	66.85	2:40.105	11
11	07	TCA	11 Jose DA SILVA	Mazda Global Mx5 Cup - Ives Motorsports	14	42:56.802	41.912	0.269	66.84	2:39.032	3

NOT CLASSIFIED

NC	10	TCA	Jenny GANNETT	Mazda Global Mx5 Cup - Ian Lacy Racing	5	18:12.417	9 Laps	9 Laps	55.92	2:42.913	4
NC	30	TCA	Travis WASHAY	Volkswagen Golf GTI - Indian Summer Racing	4	15:28.863	10 Laps	1 Lap	52.47	2:36.480	3
NC	22	TCA	Breton WILLIAMS	Subaru BRZ iS - TechSport Racing	2	10:13.145	12 Laps	2 Laps	39.20		

FASTEST LAP

94	TCA	Tom O'GORMAN	Honda Civic Si - TOMO Racing	10	2:32.576	80.94 mph	130.27 kph
----	-----	--------------	------------------------------	----	----------	-----------	------------

Car #69 - 1 position penalty - Stewards' decision #08

Weather / Track : Cloudy / Dry

These results are provisional until the conclusion of any judicial and technical matters.

Circuit of the Americas

Circuit Length = 3.4308 miles

Start: 12:26 Flag 13:07 End: 13:09

Chief Steward :

Chief of Timing

Results can be found at www.tsl-timing.com

Printed - 13:22 Sunday, March 25, 2018



Grand Prix of Texas

TCR/TCA

ROUND 2 - Sunday March 25th 2018 - LAP CHART

LAP 1 @ 12:33:11.837			LAP 2 @ 12:35:32.748			LAP 3 @ 12:37:53.891			LAP 4 @ 12:40:17.451			LAP 5 @ 12:42:40.075		
NO	BEHIND	LAP TIME	NO	BEHIND	LAP TIME	NO	BEHIND	LAP TIME	NO	BEHIND	LAP TIME	NO	BEHIND	LAP TIME
99		6:44.444	99		2:20.911	99		2:21.143	99		2:23.560	99		2:22.624
98	0.650	6:45.094	98	1.132	2:21.393	98	0.865	2:20.876	98	1.531	2:24.226	98	1.872	2:22.965
70	1.182	6:45.626	43	2.455	2:21.643	43	5.546	2:24.234 P	2	4.418	2:22.308	2	4.502	2:22.708
43	1.723	6:46.167	69	5.077	2:23.056	2	5.670	2:21.625	69	5.132	2:22.400	69	4.974	2:22.466
69	2.932	6:47.376	2	5.188	2:22.904	69	6.292	2:22.358	74	5.680	2:22.258	71	9.260	2:24.288
2	3.195	6:47.639	74	5.807	2:21.748	74	6.982	2:22.318	71	7.596	2:22.404	72	10.497	2:24.854
71	4.854	6:49.298	71	7.223	2:23.280	71	8.752	2:22.672	72	8.267	2:22.391	12	12.620	2:24.759
74	4.970	6:49.414	72	7.880	2:23.329	72	9.436	2:22.699	12	10.485	2:23.464	73	13.969	2:24.231
72	5.462	6:49.906	12	8.665	2:23.656	12	10.581	2:23.059	73	12.362	2:23.995	77	15.812	2:25.562
12	5.920	6:50.364	77	9.195	2:23.791	73	11.927	2:23.049	77	12.874	2:23.986	74	16.353	2:33.297 P
77	6.315	6:50.759	73	10.021	2:23.378	77	12.448	2:24.396	44	15.183	2:24.315	44	17.120	2:24.561
73	7.554	6:51.998	44	12.160	2:24.793	44	14.428	2:23.411	18	22.930	2:26.752	43	23.467	2:21.864
44	8.278	6:52.722	18	14.513	2:26.108	18	19.738	2:26.368	43	24.227	2:42.241	18	27.257	2:26.951
18	9.316	6:53.760	94	31.834	2:34.097	94	44.162	2:33.471	94	54.471	2:33.869	94	1:06.165	2:34.318
94	18.648	7:03.092	95	34.889	2:34.212	95	47.724	2:33.978	95	57.907	2:33.743	95	1:09.634	2:34.351
95	21.588	7:06.032	25	36.168	2:34.492	25	48.883	2:33.858	25	59.636	2:34.313	25	1:11.500	2:34.488
25	22.587	7:07.031	30	39.364	2:36.744	30	54.701	2:36.480	24	1:09.306	2:36.704	4	1:22.846	2:35.927
24	23.289	7:07.733	24	39.744	2:37.366	24	56.162	2:37.561	4	1:09.543	2:35.500	24	1:23.679	2:36.997
30	23.531	7:07.975	70	41.030	3:00.759 P	4	57.603	2:35.523	89	1:11.523	2:35.171	89	1:24.174	2:35.275
4	28.085	7:12.529	4	43.223	2:36.049	89	59.912	2:35.088	79	1:13.658	2:35.801	79	1:27.098	2:36.064
79	28.370	7:12.814	89	45.967	2:38.032	79	1:01.417	2:36.192	13	1:18.722	2:38.607	13	1:34.503	2:38.405
89	28.846	7:13.290	79	46.368	2:38.909	13	1:03.675	2:37.948	54	1:20.297	2:38.066	54	1:35.246	2:37.573
13	29.301	7:13.745	13	46.870	2:38.480	54	1:05.791	2:38.211	07	1:23.661	2:40.025	07	1:41.324	2:40.287
54	29.681	7:14.125	54	48.723	2:39.953	07	1:07.196	2:39.032	55	1:29.195	2:41.153	55	1:46.971	2:40.400
07	30.232	7:14.676	07	49.307	2:39.986	55	1:11.602	2:40.871	30	1:38.805	3:07.664 P	10	1:59.735	2:43.236
55	31.870	7:16.314	55	51.874	2:40.915	10	1:19.770	2:43.230	10	1:39.123	2:42.913			
22	34.384	7:18.828	10	57.683	2:43.338									
10	35.256	7:19.700	22	1:07.790	2:54.317 P									

Weather / Track : Cloudy / Dry

Circuit of the Americas
 Circuit Length = 3.4308 miles
 Start: 12:26 Flag 13:07 End: 13:09

Grand Prix of Texas

TCR/TCA

ROUND 2 - Sunday March 25th 2018 - LAP CHART

LAP 6 @ 12:45:04.280			LAP 7 @ 12:47:36.500			LAP 8 @ 12:52:07.795			LAP 9 @ 12:55:47.705			LAP 10 @ 12:58:08.950		
NO	BEHIND	LAP TIME	NO	BEHIND	LAP TIME	NO	BEHIND	LAP TIME	NO	BEHIND	LAP TIME	NO	BEHIND	LAP TIME
99		2:24.205	99		2:32.220	99		4:31.295	99		3:39.910	99		2:21.245
98	0.995	2:23.328	98	0.845	2:32.070	98	0.783	4:31.233	98	0.486	3:39.613	98	0.623	2:21.382
69	4.888	2:24.119	69	2.228	2:29.560	69	1.675	4:30.742	69	1.077	3:39.312	69	2.440	2:22.608
2	5.470	2:25.173	2	2.921	2:29.671	2	2.468	4:30.842	2	1.377	3:38.819	2	3.077	2:22.945
71	8.182	2:23.127	71	4.318	2:28.356	71	3.546	4:30.523	71	1.828	3:38.192	71	3.847	2:23.264
72	9.052	2:22.760	72	5.369	2:28.537	72	4.579	4:30.505	72	2.364	3:37.695	72	4.466	2:23.347
12	12.318	2:23.903	12	7.564	2:27.466	12	5.976	4:29.707	12	2.710	3:36.644	43	5.085	2:22.523
73	14.304	2:24.540	73	8.132	2:26.048	73	6.775	4:29.938	73	3.179	3:36.314	12	6.119	2:24.654
77	16.667	2:25.060	77	12.497	2:28.050	77	7.727	4:26.525	77	3.594	3:35.777	77	7.081	2:24.732
44	17.594	2:24.679	43	13.473	2:25.382	43	8.990	4:26.812	43	3.807	3:34.727	73	8.466	2:26.532
43	20.311	2:21.049	44	16.943	2:31.569	44	9.883	4:24.235	44	4.578	3:34.605	44	9.167	2:25.834
18	29.247	2:26.195	18	36.070	2:39.043 P	94	14.001	2:59.891	94	5.269	3:31.178	94	16.600	2:32.576
94	1:16.342	2:34.382	94	1:45.405	3:01.283	95	14.769	2:59.846	95	5.890	3:31.031	95	18.629	2:33.984
95	1:20.798	2:35.369	95	1:46.218	2:57.640	25	15.335	2:59.510	25	6.714	3:31.289	25	20.801	2:35.332
25	1:22.836	2:35.541	25	1:47.120	2:56.504	4	16.252	2:56.688	4	7.173	3:30.831	4	21.414	2:35.486
4	1:35.227	2:36.586	4	1:50.859	2:47.852	89	16.726	2:54.703	89	7.937	3:31.121	24	22.427	2:35.656
89	1:35.922	2:35.953	89	1:53.318	2:49.616	24	17.176	2:54.605	24	8.016	3:30.750	89	23.214	2:36.522
24	1:36.664	2:37.190	24	1:53.866	2:49.422	79	17.599	2:54.163	79	8.562	3:30.873	79	24.194	2:36.877
79	1:40.386	2:37.493	79	1:54.731	2:46.565	13	18.259	2:50.083	13	8.787	3:30.438	13	25.751	2:38.209
13	1:48.360	2:38.062	13	1:59.471	2:43.331	54	18.825	2:50.289	54	9.560	3:30.645	54	29.954	2:41.639
54	1:49.652	2:38.611	54	1:59.831	2:42.399	18	23.094	4:18.319 P	07	9.815	3:26.284	55	30.565	2:41.713
07	1:59.397	2:42.278	07	2:12.180	2:45.003	07	23.441	2:42.556	55	10.097	3:22.169	07	31.177	2:42.607
55	2:03.969	2:41.203	55	2:17.005	2:45.256	55	27.838	2:42.128	18	47.210	4:04.026	18	1:01.393	2:35.428 P
74	2:30.726	4:38.578 P				SC	7 Laps	3:40.177 P						

Weather / Track : Cloudy / Dry

Circuit of the Americas
 Circuit Length = 3.4308 miles
 Start: 12:26 Flag 13:07 End: 13:09

Grand Prix of Texas

TCR/TCA

ROUND 2 - Sunday March 25th 2018 - LAP CHART

LAP 11 @ 13:00:31.263			LAP 12 @ 13:02:53.868			LAP 13 @ 13:05:15.942			LAP 14 @ 13:07:40.422		
NO	BEHIND	LAP TIME	NO	BEHIND	LAP TIME	NO	BEHIND	LAP TIME	NO	BEHIND	LAP TIME
99		2:22.313	99		2:22.605	99		2:22.074	99		2:24.480
98	0.630	2:22.320	98	0.702	2:22.677	98	0.719	2:22.091	98	0.512	2:24.273
69	2.900	2:22.773	69	3.252	2:22.957	69	4.027	2:22.849	69	4.919	2:25.372
2	3.973	2:23.209	43	5.724	2:23.448	43	5.455	2:21.805	43	5.090	2:24.115
71	4.510	2:22.976	2	5.894	2:24.526	2	8.464	2:24.644	72	8.460	2:24.239
43	4.881	2:22.109	72	6.111	2:23.485	72	8.701	2:24.664	2	9.585	2:25.601
72	5.231	2:23.078	71	6.812	2:24.907	71	9.030	2:24.292	12	9.968	2:24.803
12	6.691	2:22.885	12	7.495	2:23.409	12	9.645	2:24.224	71	10.204	2:25.654
77	8.419	2:23.651	77	10.697	2:24.883	77	13.174	2:24.551	77	13.930	2:25.236
73	12.144	2:25.991	73	15.022	2:25.483	73	18.165	2:25.217	73	18.576	2:24.891
44	12.669	2:25.815	44	15.476	2:25.412	44	18.901	2:25.499	44	19.062	2:24.641
94	27.819	2:33.532	94	39.711	2:34.497	94	51.981	2:34.344	94	1:01.861	2:34.360
95	30.553	2:34.237	95	42.905	2:34.957	95	55.917	2:35.086	95	1:09.444	2:38.007
25	32.843	2:34.355	25	45.328	2:35.090	25	58.593	2:35.339	25	1:11.204	2:37.091
4	34.897	2:35.796	24	48.516	2:35.923	24	1:04.213	2:37.771	24	1:16.806	2:37.073
24	35.198	2:35.084	4	48.848	2:36.556	89	1:04.547	2:37.225	89	1:17.412	2:37.345
89	36.472	2:35.571	89	49.396	2:35.529	4	1:04.790	2:38.016	79	1:17.929	2:37.410
79	37.097	2:35.216	79	50.364	2:35.872	79	1:04.999	2:36.709	4	1:18.127	2:37.817
13	43.033	2:39.595	13	59.254	2:38.826	13	1:16.918	2:39.738	13	1:33.030	2:40.592
54	47.866	2:40.225	55	1:06.347	2:40.595	54	1:25.700	2:41.215	54	1:43.124	2:41.904
55	48.357	2:40.105	54	1:06.559	2:41.298	55	1:26.152	2:41.879	55	1:43.504	2:41.832
07	49.069	2:40.205	07	1:06.954	2:40.490	07	1:26.363	2:41.483	07	1:43.773	2:41.890

Weather / Track : Cloudy / Dry

Grand Prix of Texas

TCR/TCA

ROUND 2 - Sunday March 25th 2018 - POSITION CHART

No	Name	Lap Pos	Lap														
			1	2	3	4	5	6	7	8	9	10	11	12	13	14	
99	WILKINS	1	99	99	99	99	99	99	99	99	99	99	99	99	99	99	99
98	LEWIS	2	98	98	98	98	98	98	98	98	98	98	98	98	98	98	98
43	EVERSLEY	3	70	43	43	2	2	69	69	69	69	69	69	69	69	69	69
70	JENSEN	4	43	69	2	69	69	2	2	2	2	2	2	43	43	43	43
2	DANIEL	5	69	2	69	74	71	71	71	71	71	71	71	2	2	72	72
69	GERACI	6	2	74	74	71	72	72	72	72	72	72	43	72	72	2	2
71	HURCZYN	7	71	71	71	72	12	12	12	12	12	43	72	71	71	12	12
72	VINCENT	8	74	72	72	12	73	73	73	73	73	12	12	12	12	71	71
12	FILIPPI	9	72	12	12	73	77	77	77	77	77	77	77	77	77	77	77
44	ESAYIAN	10	12	77	73	77	74	44	43	43	43	73	73	73	73	73	73
74	FASSNACHT	11	77	73	77	44	44	43	44	44	44	44	44	44	44	44	44
73	MERRIMAN	12	73	44	44	18	43	18	18	94	94	94	94	94	94	94	94
77	COUPAL	13	44	18	18	43	18	94	94	95	95	95	95	95	95	95	95
18	ANDRETTI	14	18	94	94	94	94	95	95	25	25	25	25	25	25	25	25
95	POWELL	15	94	95	95	95	95	25	25	4	4	4	4	24	24	24	24
94	O'GORMAN	16	95	25	25	25	25	4	4	89	89	24	24	4	89	89	89
25	GROENKE	17	25	30	30	24	4	89	89	24	24	89	89	89	4	79	79
4	ORTIZ	18	24	24	24	4	24	24	24	79	79	79	79	79	79	4	4
79	PATTERSON	19	30	70	4	89	89	79	79	13	13	13	13	13	13	13	13
22	WILLIAMS	20	4	4	89	79	79	13	13	54	54	54	54	55	54	54	54
30	WASHAY	21	79	89	79	13	13	54	54	18	07	55	55	54	55	55	55
24	MURILLO	22	89	79	13	54	54	07	07	07	55	07	07	07	07	07	07
54	ALLISON	23	13	13	54	07	07	55	55	55	18	18					
13	MAURO	24	54	54	07	55	55	74									
89	SEXTON	25	07	07	55	30	10										
55	URETSKY	26	55	55	10	10											
07	DA SILVA	27	22	10													
10	GANNETT	28	10	22													

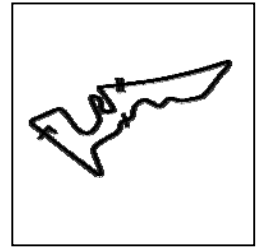
Weather / Track : Cloudy / Dry

Circuit of the Americas
 Circuit Length = 3.4308 miles
 Start: 12:26 Flag 13:07 End: 13:09

Grand Prix of Texas

TCR/TCA

ROUND 2 - Sunday March 25th 2018 - SECTOR ANALYSIS



SECTOR 1 = FL to I1, SECTOR 2 = I1 to I2, SECTOR 3 = I2 to FL, DIFF = Difference To Personal Best Lap, P = Crossed Finish Line in Pit Lane, D = Time Disallowed

P1 99 TCR Mark WILKINS		Hyundai I30 N TCR - Bryan Herta Autosport with Curb Agajanian						
IDEAL LAP TIME : 2:20.851		BEST LAP TIME : 2:20.911		DIFFERENCE : 0.060				
LAP	SECTOR 1	SECTOR 2	SECTOR 3	LAP TIME	MPH	DIFF	TIME OF DAY	
1 -		53.635	141.8	56.966	6:44.444	30.53	4:23:53.3	12:33:11.837
2 -	30.663	53.379	142.7	56.869	2:20.911 (1)	87.65		12:35:32.748
3 -	30.603	53.429	142.4	57.111	2:21.143 (2)	87.50	0.232	12:37:53.891
4 -	31.218	54.560	141.8	57.782	2:23.560	86.03	2.649	12:40:17.451
5 -	30.981	54.163	141.8	57.480	2:22.624	86.59	1.713	12:42:40.075
6 -	31.019	54.707	139.5	58.479	2:24.205	85.64	3.294	12:45:04.280
7 -	31.377	55.324	131.3	1:05.519	2:32.220	81.13	11.309	12:47:36.500
8 -	54.811	1:58.314	47.3	1:38.170	4:31.295	45.52	2:10.384	12:52:07.795
9 -	56.703	1:25.812	62.3	1:17.395	3:39.910	56.16	1:18.999	12:55:47.705
10 -	30.656	53.576	141.8	57.013	2:21.245 (3)	87.44	0.334	12:58:08.950
11 -	30.880	53.908	141.8	57.525	2:22.313	86.78	1.402	13:00:31.263
12 -	30.734	54.249	137.2	57.622	2:22.605	86.60	1.694	13:02:53.868
13 -	30.889	54.038	142.4	57.147	2:22.074	86.93	1.163	13:05:15.942
14 -	31.234	54.882	135.2	58.364	2:24.480	85.48	3.569	13:07:40.422

P2 98 TCR Michael LEWIS		Hyundai I30 N TCR - Bryan Herta Autosport with Curb-Agajanian						
IDEAL LAP TIME : 2:20.657		BEST LAP TIME : 2:20.876		DIFFERENCE : 0.219				
LAP	SECTOR 1	SECTOR 2	SECTOR 3	LAP TIME	MPH	DIFF	TIME OF DAY	
1 -		53.672	141.8	57.262	6:45.094	30.48	4:24:21.8	12:33:12.487
2 -	30.697	53.656	143.3	57.040	2:21.393 (3)	87.35	0.517	12:35:33.880
3 -	30.787	53.316	144.3	56.773	2:20.876 (1)	87.67		12:37:54.756
4 -	31.208	54.957	142.7	58.061	2:24.226	85.63	3.350	12:40:18.982
5 -	30.997	54.214	142.7	57.754	2:22.965	86.39	2.089	12:42:41.947
6 -	30.906	53.827	143.7	58.595	2:23.328	86.17	2.452	12:45:05.275
7 -	31.448	55.664	140.9	1:04.958	2:32.070	81.21	11.194	12:47:37.345
8 -	54.967	1:58.470	47.2	1:37.796	4:31.233	45.53	2:10.357	12:52:08.578
9 -	56.732	1:26.268	52.0	1:16.613	3:39.613	56.23	1:18.737	12:55:48.191
10 -	30.650	53.624	142.7	57.108	2:21.382 (2)	87.35	0.506	12:58:09.573
11 -	31.010	53.753	142.4	57.557	2:22.320	86.78	1.444	13:00:31.893
12 -	30.736	54.581	140.1	57.360	2:22.677	86.56	1.801	13:02:54.570
13 -	30.849	54.551	138.6	56.691	2:22.091	86.92	1.215	13:05:16.661
14 -	30.948	55.744	138.3	57.581	2:24.273	85.60	3.397	13:07:40.934

P3 69 TCR Anthony GERACI		Audi Sport RS3 LMS - Heinlein Racing Development						
IDEAL LAP TIME : 2:21.543		BEST LAP TIME : 2:22.358		DIFFERENCE : 0.815				
LAP	SECTOR 1	SECTOR 2	SECTOR 3	LAP TIME	MPH	DIFF	TIME OF DAY	
1 -		54.374	142.7	57.572	6:47.376	30.31	4:25:01.8	12:33:14.769
2 -	31.321	54.013	142.4	57.722	2:23.056	86.33	0.698	12:35:37.825
3 -	31.717	53.624	140.9	57.017	2:22.358 (1)	86.75		12:38:00.183
4 -	30.991	54.001	140.3	57.408	2:22.400 (2)	86.73	0.042	12:40:22.583
5 -	30.902	54.168	143.0	57.396	2:22.466 (3)	86.69	0.108	12:42:45.049
6 -	31.017	54.894	138.0	58.208	2:24.119	85.69	1.761	12:45:09.168
7 -	30.970	54.632	138.0	1:03.958	2:29.560	82.58	7.202	12:47:38.728
8 -	54.596	1:58.237	47.7	1:37.909	4:30.742	45.61	2:08.384	12:52:09.470
9 -	56.599	1:26.111	53.9	1:16.602	3:39.312	56.31	1:16.954	12:55:48.782
10 -	31.221	54.301	142.4	57.086	2:22.608	86.60	0.250	12:58:11.390
11 -	30.977	54.368	141.8	57.428	2:22.773	86.50	0.415	13:00:34.163
12 -	30.968	54.365	141.5	57.624	2:22.957	86.39	0.599	13:02:57.120
13 -	30.943	54.395	141.5	57.511	2:22.849	86.46	0.491	13:05:19.969
14 -	31.136	54.612	140.3	59.624	2:25.372	84.96	3.014	13:07:45.341

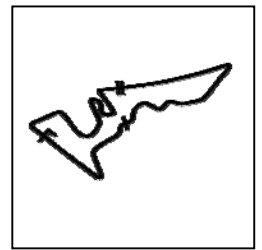
Weather / Track : Cloudy / Dry

Circuit of the Americas
 Circuit Length = 3.4308 miles
 Start: 12:26 Flag 13:07 End: 13:09

Grand Prix of Texas

TCR/TCA

ROUND 2 - Sunday March 25th 2018 - SECTOR ANALYSIS



SECTOR 1 = FL to I1, SECTOR 2 = I1 to I2, SECTOR 3 = I2 to FL, DIFF = Difference To Personal Best Lap, P = Crossed Finish Line in Pit Lane, D = Time Disallowed

P4 43 TCR Ryan EVERSLEY		Honda Civic Type-R TCR - RealTime Racing						
IDEAL LAP TIME : 2:20.451		BEST LAP TIME : 2:21.049		DIFFERENCE : 0.598				
LAP	SECTOR 1	SECTOR 2	SECTOR 3	LAP TIME	MPH	DIFF	TIME OF DAY	
1 -		54.497	140.1	57.127	6:46.167	30.40	4:25:11.8	12:33:13.560
2 -	30.543	54.814	140.1	56.286	2:21.643 (2)	87.19	0.594	12:35:35.203
3 -	30.451	53.751	140.6	IN PIT	2:24.234 P	85.63	3.185	12:37:59.437
4 -	OUTLAP	53.714	139.2	56.693	2:42.241	76.12	21.192	12:40:41.678
5 -	30.839	54.101	139.2	56.924	2:21.864	87.06	0.815	12:43:03.542
6 -	30.583	53.846	139.5	56.620	2:21.049 (1)	87.56		12:45:24.591
7 -	30.485	55.030	122.2	59.867	2:25.382	84.95	4.333	12:47:49.973
8 -	49.513	1:59.329	45.8	1:37.970	4:26.812	46.29	2:05.763	12:52:16.785
9 -	55.248	1:26.213	64.6	1:13.266	3:34.727	57.51	1:13.678	12:55:51.512
10 -	31.250	54.731	137.5	56.542	2:22.523	86.65	1.474	12:58:14.035
11 -	30.709	54.172	143.3	57.228	2:22.109	86.91	1.060	13:00:36.144
12 -	30.803	54.801	140.3	57.844	2:23.448	86.10	2.399	13:02:59.592
13 -	30.768	54.078	140.6	56.959	2:21.805 (3)	87.09	0.756	13:05:21.397
14 -	30.629	54.241	138.9	59.245	2:24.115	85.70	3.066	13:07:45.512

P5 72 TCR Nate VINCENT		Volkswagen Golf GTI TCR - FCP Euro by HRD						
IDEAL LAP TIME : 2:21.931		BEST LAP TIME : 2:22.391		DIFFERENCE : 0.460				
LAP	SECTOR 1	SECTOR 2	SECTOR 3	LAP TIME	MPH	DIFF	TIME OF DAY	
1 -		54.903	138.9	57.930	6:49.906	30.13	4:27:51.5	12:33:17.299
2 -	31.823	54.291	139.8	57.215	2:23.329	86.17	0.938	12:35:40.628
3 -	31.076	54.091	139.8	57.532	2:22.699 (2)	86.55	0.308	12:38:03.327
4 -	31.024	54.235	139.8	57.132	2:22.391 (1)	86.73		12:40:25.718
5 -	32.599	53.884	128.0	58.371	2:24.854	85.26	2.463	12:42:50.572
6 -	30.915	54.237	139.8	57.608	2:22.760 (3)	86.51	0.369	12:45:13.332
7 -	31.081	55.515	138.6	1:01.941	2:28.537	83.15	6.146	12:47:41.869
8 -	53.987	1:58.472	48.1	1:38.046	4:30.505	45.65	2:08.114	12:52:12.374
9 -	55.992	1:25.959	52.7	1:15.744	3:37.695	56.73	1:15.304	12:55:50.069
10 -	31.720	54.464	139.8	57.163	2:23.347	86.16	0.956	12:58:13.416
11 -	31.117	54.340	139.2	57.621	2:23.078	86.32	0.687	13:00:36.494
12 -	31.154	54.765	138.0	57.566	2:23.485	86.07	1.094	13:02:59.979
13 -	31.774	54.660	136.3	58.230	2:24.664	85.37	2.273	13:05:24.643
14 -	31.404	54.574	138.0	58.261	2:24.239	85.62	1.848	13:07:48.882

P6 2 TCR Jerimy DANIEL		Audi Sport RS3 LMS - The Racing Company						
IDEAL LAP TIME : 2:21.423		BEST LAP TIME : 2:21.625		DIFFERENCE : 0.202				
LAP	SECTOR 1	SECTOR 2	SECTOR 3	LAP TIME	MPH	DIFF	TIME OF DAY	
1 -		55.110	139.2	57.557	6:47.639	30.29	4:26:01.4	12:33:15.032
2 -	31.341	54.026	139.8	57.537	2:22.904	86.42	1.279	12:35:37.936
3 -	31.137	53.731	139.8	56.757	2:21.625 (1)	87.20		12:37:59.561
4 -	31.022	54.181	140.6	57.105	2:22.308 (2)	86.78	0.683	12:40:21.869
5 -	30.935	54.253	139.8	57.520	2:22.708 (3)	86.54	1.083	12:42:44.577
6 -	31.109	55.278	138.3	58.786	2:25.173	85.07	3.548	12:45:09.750
7 -	31.060	55.155	140.9	1:03.456	2:29.671	82.52	8.046	12:47:39.421
8 -	54.523	1:58.279	49.6	1:38.040	4:30.842	45.60	2:09.217	12:52:10.263
9 -	56.404	1:26.033	56.0	1:16.382	3:38.819	56.44	1:17.194	12:55:49.082
10 -	31.209	54.291	139.8	57.445	2:22.945	86.40	1.320	12:58:12.027
11 -	31.174	54.389	140.1	57.646	2:23.209	86.24	1.584	13:00:35.236
12 -	31.181	54.711	138.3	58.634	2:24.526	85.45	2.901	13:02:59.762
13 -	31.463	54.893	140.6	58.288	2:24.644	85.38	3.019	13:05:24.406
14 -	31.350	55.130	136.6	59.121	2:25.601	84.82	3.976	13:07:50.007

Weather / Track : Cloudy / Dry

Circuit of the Americas

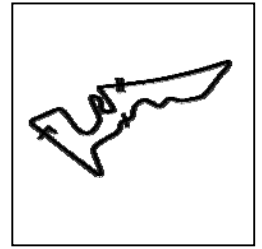
Circuit Length = 3.4308 miles

Start: 12:26 Flag 13:07 End: 13:09

Grand Prix of Texas

TCR/TCA

ROUND 2 - Sunday March 25th 2018 - SECTOR ANALYSIS



SECTOR 1 = FL to I1, SECTOR 2 = I1 to I2, SECTOR 3 = I2 to FL, DIFF = Difference To Personal Best Lap, P = Crossed Finish Line in Pit Lane, D = Time Disallowed

P7 12 TCR		Mason FILIPPI			Volkswagen Golf GTI TCR - TFB			
IDEAL LAP TIME : 2:22.736		BEST LAP TIME : 2:22.885			DIFFERENCE : 0.149			
LAP	SECTOR 1	SECTOR 2		SECTOR 3	LAP TIME	MPH	DIFF	TIME OF DAY
1 -		55.112	138.0	57.923	6:50.364	30.09	4:27.479	12:33:17.757
2 -	31.574	54.724	139.8	57.358	2:23.656	85.97	0.771	12:35:41.413
3 -	30.933	54.602	138.9	57.524	2:23.059 (2)	86.33	0.174	12:38:04.472
4 -	31.106	54.812	138.9	57.546	2:23.464	86.09	0.579	12:40:27.936
5 -	31.502	55.318	136.9	57.939	2:24.759	85.32	1.874	12:42:52.695
6 -	31.089	54.912	136.6	57.902	2:23.903	85.82	1.018	12:45:16.598
7 -	31.075	55.210	137.5	1:01.181	2:27.466	83.75	4.581	12:47:44.064
8 -	52.710	1:59.061	45.5	1:37.936	4:29.707	45.79	2:06.822	12:52:13.771
9 -	55.627	1:26.480	57.5	1:14.537	3:36.644	57.01	1:13.759	12:55:50.415
10 -	31.704	55.383	136.6	57.567	2:24.654	85.38	1.769	12:58:15.069
11 -	30.990	54.445	138.3	57.450	2:22.885 (1)	86.43		13:00:37.954
12 -	31.047	54.452	140.1	57.910	2:23.409 (3)	86.12	0.524	13:03:01.363
13 -	31.050	54.946	137.7	58.228	2:24.224	85.63	1.339	13:05:25.587
14 -	31.239	54.982	138.3	58.582	2:24.803	85.29	1.918	13:07:50.390

P8 71 TCR		Michael HURCZYN			Volkswagen Golf GTI TCR - FCP Euro by HRD			
IDEAL LAP TIME : 2:22.049		BEST LAP TIME : 2:22.404			DIFFERENCE : 0.355			
LAP	SECTOR 1	SECTOR 2		SECTOR 3	LAP TIME	MPH	DIFF	TIME OF DAY
1 -		55.165	138.3	58.165	6:49.298	30.17	4:26.894	12:33:16.691
2 -	31.867	54.532	139.5	56.881	2:23.280	86.20	0.876	12:35:39.971
3 -	31.065	54.276	139.8	57.331	2:22.672 (2)	86.56	0.268	12:38:02.643
4 -	30.906	54.368	139.8	57.130	2:22.404 (1)	86.73		12:40:25.047
5 -	31.674	55.084	134.7	57.530	2:24.288	85.59	1.884	12:42:49.335
6 -	31.170	54.584	138.9	57.373	2:23.127	86.29	0.723	12:45:12.462
7 -	30.892	55.792	138.6	1:01.672	2:28.356	83.25	5.952	12:47:40.818
8 -	54.119	1:58.558	50.8	1:37.846	4:30.523	45.65	2:08.119	12:52:11.341
9 -	56.192	1:26.163	54.9	1:15.837	3:38.192	56.60	1:15.788	12:55:49.533
10 -	31.431	54.587	139.2	57.246	2:23.264	86.21	0.860	12:58:12.797
11 -	30.917	54.494	138.0	57.565	2:22.976 (3)	86.38	0.572	13:00:35.773
12 -	30.979	55.623	138.6	58.305	2:24.907	85.23	2.503	13:03:00.680
13 -	31.347	54.685	134.4	58.260	2:24.292	85.59	1.888	13:05:24.972
14 -	31.417	54.810	137.2	59.427	2:25.654	84.79	3.250	13:07:50.626

P9 77 TCR		JT COUPAL			Audi Sport RS3 LMS - Compass Racing			
IDEAL LAP TIME : 2:23.182		BEST LAP TIME : 2:23.651			DIFFERENCE : 0.469			
LAP	SECTOR 1	SECTOR 2		SECTOR 3	LAP TIME	MPH	DIFF	TIME OF DAY
1 -		55.272	136.6	57.822	6:50.759	30.06	4:27.108	12:33:18.152
2 -	31.154	54.746	140.1	57.543	2:23.791 (2)	85.89	0.140	12:35:41.943
3 -	31.154	55.438	135.8	57.804	2:24.396	85.53	0.745	12:38:06.339
4 -	31.155	55.112	140.3	57.719	2:23.986 (3)	85.77	0.335	12:40:30.325
5 -	31.868	55.730	140.1	57.964	2:25.562	84.84	1.911	12:42:55.887
6 -	31.216	55.458	138.6	58.386	2:25.060	85.14	1.409	12:45:20.947
7 -	31.196	56.626	130.0	1:00.228	2:28.050	83.42	4.399	12:47:48.997
8 -	49.605	1:58.789	43.9	1:38.131	4:26.525	46.34	2:02.874	12:52:15.522
9 -	55.478	1:26.356	60.5	1:13.943	3:35.777	57.23	1:12.126	12:55:51.299
10 -	31.794	55.229	140.6	57.709	2:24.732	85.33	1.081	12:58:16.031
11 -	30.893	54.976	140.1	57.782	2:23.651 (1)	85.97		13:00:39.682
12 -	30.952	55.628	139.2	58.303	2:24.883	85.24	1.232	13:03:04.565
13 -	31.158	55.427	138.6	57.966	2:24.551	85.44	0.900	13:05:29.116
14 -	31.247	55.750	138.9	58.239	2:25.236	85.04	1.585	13:07:54.352

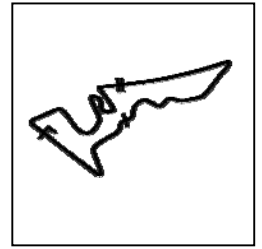
Weather / Track : Cloudy / Dry

Circuit of the Americas
 Circuit Length = 3.4308 miles
 Start: 12:26 Flag 13:07 End: 13:09

Grand Prix of Texas

TCR/TCA

ROUND 2 - Sunday March 25th 2018 - SECTOR ANALYSIS



SECTOR 1 = FL to I1, SECTOR 2 = I1 to I2, SECTOR 3 = I2 to FL, DIFF = Difference To Personal Best Lap, P = Crossed Finish Line in Pit Lane, D = Time Disallowed

P10 73 TCR Dwight MERRIMAN		Volkswagen Golf GTI TCR - Heinlein Racing Development					
IDEAL LAP TIME : 2:22.550		BEST LAP TIME : 2:23.049		DIFFERENCE : 0.499			
LAP	SECTOR 1	SECTOR 2	SECTOR 3	LAP TIME	MPH	DIFF	TIME OF DAY
1 -		55.830	140.1	58.069	6:51.998	29.97	4:28.949 12:33:19.391
2 -	31.308	54.751	139.8	57.319	2:23.378 (2)	86.14	0.329 12:35:42.769
3 -	30.960	54.838	137.7	57.251	2:23.049 (1)	86.34	12:38:05.818
4 -	31.203	54.449	139.2	58.343	2:23.995 (3)	85.77	0.946 12:40:29.813
5 -	31.741	54.873	138.6	57.617	2:24.231	85.63	1.182 12:42:54.044
6 -	30.850	55.445	139.5	58.245	2:24.540	85.44	1.491 12:45:18.584
7 -	31.135	55.767	138.9	59.146	2:26.048	84.56	2.999 12:47:44.632
8 -	52.978	1:58.805	45.2	1:38.155	4:29.938	45.75	2:06.889 12:52:14.570
9 -	55.431	1:26.687	60.5	1:14.196	3:36.314	57.09	1:13.265 12:55:50.884
10 -	31.641	56.340	138.9	58.551	2:26.532	84.28	3.483 12:58:17.416
11 -	32.039	55.762	136.3	58.190	2:25.991	84.60	2.942 13:00:43.407
12 -	31.350	55.798	137.2	58.335	2:25.483	84.89	2.434 13:03:08.890
13 -	31.326	55.421	137.5	58.470	2:25.217	85.05	2.168 13:05:34.107
14 -	31.359	55.472	137.7	58.060	2:24.891	85.24	1.842 13:07:58.998

P11 44 TCR Nick ESAYIAN		Honda Civic Type-R TCR - RealTime Racing					
IDEAL LAP TIME : 2:23.411		BEST LAP TIME : 2:23.411		DIFFERENCE : 0.000			
LAP	SECTOR 1	SECTOR 2	SECTOR 3	LAP TIME	MPH	DIFF	TIME OF DAY
1 -		55.778	132.3	58.555	6:52.722	29.92	4:29.311 12:33:20.115
2 -	31.507	55.172	138.6	58.114	2:24.793	85.30	1.382 12:35:44.908
3 -	31.256	54.248	139.5	57.907	2:23.411 (1)	86.12	12:38:08.319
4 -	31.333	54.477	138.3	58.505	2:24.315 (2)	85.58	0.904 12:40:32.634
5 -	31.859	54.728	138.9	57.974	2:24.561 (3)	85.43	1.150 12:42:57.195
6 -	31.472	54.706	139.2	58.501	2:24.679	85.36	1.268 12:45:21.874
7 -	31.273	57.311	116.3	1:02.985	2:31.569	81.48	8.158 12:47:53.443
8 -	46.844	1:59.241	44.0	1:38.150	4:24.235	46.74	2:00.824 12:52:17.678
9 -	55.300	1:26.390	63.9	1:12.915	3:34.605	57.55	1:11.194 12:55:52.283
10 -	31.765	55.308	136.3	58.761	2:25.834	84.69	2.423 12:58:18.117
11 -	31.804	55.351	137.7	58.660	2:25.815	84.70	2.404 13:00:43.932
12 -	31.586	55.253	133.4	58.573	2:25.412	84.93	2.001 13:03:09.344
13 -	31.431	55.224	139.5	58.844	2:25.499	84.88	2.088 13:05:34.843
14 -	31.508	54.817	137.7	58.316	2:24.641	85.39	1.230 13:07:59.484

P12 94 TCA Tom O'GORMAN		Honda Civic Si - TOMO Racing					
IDEAL LAP TIME : 2:32.266		BEST LAP TIME : 2:32.576		DIFFERENCE : 0.310			
LAP	SECTOR 1	SECTOR 2	SECTOR 3	LAP TIME	MPH	DIFF	TIME OF DAY
1 -		58.243	122.0	1:00.616	7:03.092	29.19	4:30.516 12:33:30.485
2 -	33.706	58.691	119.1	1:01.700	2:34.097	80.15	1.521 12:36:04.582
3 -	33.722	58.672	122.9	1:01.077	2:33.471 (2)	80.47	0.895 12:38:38.053
4 -	33.749	58.914	122.9	1:01.206	2:33.869	80.26	1.293 12:41:11.922
5 -	33.790	58.611	120.4	1:01.917	2:34.318	80.03	1.742 12:43:46.240
6 -	33.823	58.853	119.4	1:01.706	2:34.382	80.00	1.806 12:46:20.622
7 -	35.736	1:11.817	81.7	1:13.730	3:01.283	68.13	28.707 12:49:21.905
8 -	39.202	1:09.460	96.8	1:11.229	2:59.891	68.65	27.315 12:52:21.796
9 -	52.968	1:25.923	61.7	1:12.287	3:31.178	58.48	58.602 12:55:52.974
10 -	33.493	58.553	123.8	1:00.530	2:32.576 (1)	80.94	12:58:25.550
11 -	33.740	58.602	120.9	1:01.190	2:33.532 (3)	80.44	0.956 13:00:59.082
12 -	33.782	58.732	119.4	1:01.983	2:34.497	79.94	1.921 13:03:33.579
13 -	33.841	58.760	120.4	1:01.743	2:34.344	80.02	1.768 13:06:07.923
14 -	33.687	58.951	120.9	1:01.722	2:34.360	80.01	1.784 13:08:42.283

Weather / Track : Cloudy / Dry

Circuit of the Americas

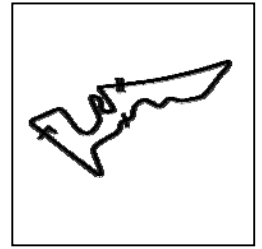
Circuit Length = 3.4308 miles

Start: 12:26 Flag 13:07 End: 13:09

Grand Prix of Texas

TCR/TCA

ROUND 2 - Sunday March 25th 2018 - SECTOR ANALYSIS



SECTOR 1 = FL to I1, SECTOR 2 = I1 to I2, SECTOR 3 = I2 to FL, DIFF = Difference To Personal Best Lap, P = Crossed Finish Line in Pit Lane, D = Time Disallowed

P13 95 TCA Eric POWELL		Subaru BRZ IS - TechSport Racing						
IDEAL LAP TIME : 2:33.493		BEST LAP TIME : 2:33.743		DIFFERENCE : 0.250				
LAP	SECTOR 1	SECTOR 2		SECTOR 3	LAP TIME	MPH	DIFF	TIME OF DAY
1 -		59.828	120.6	1:01.003	7:06.032	28.99	4:32.289	12:33:33.425
2 -	34.191	59.096	121.5	1:00.925	2:34.212	80.09	0.469	12:36:07.637
3 -	33.940	59.145	121.5	1:00.893	2:33.978 (2)	80.21	0.235	12:38:41.615
4 -	34.003	58.923	122.2	1:00.817	2:33.743 (1)	80.33		12:41:15.358
5 -	33.984	59.238	121.5	1:01.129	2:34.351	80.01	0.608	12:43:49.709
6 -	34.013	59.639	121.7	1:01.717	2:35.369	79.49	1.626	12:46:25.078
7 -	34.233	1:11.186	85.3	1:12.221	2:57.640	69.52	23.897	12:49:22.718
8 -	40.217	1:09.023	88.7	1:10.606	2:59.846	68.67	26.103	12:52:22.564
9 -	52.729	1:26.231	62.5	1:12.071	3:31.031	58.52	57.288	12:55:53.595
10 -	34.108	58.892	122.9	1:00.984	2:33.984 (3)	80.20	0.241	12:58:27.579
11 -	33.784	58.911	122.4	1:01.542	2:34.237	80.07	0.494	13:01:01.816
12 -	33.796	59.496	120.9	1:01.665	2:34.957	79.70	1.214	13:03:36.773
13 -	34.317	59.358	121.7	1:01.411	2:35.086	79.63	1.343	13:06:11.859
14 -	34.944	59.555	121.1	1:03.508	2:38.007	78.16	4.264	13:08:49.866

P14 25 TCA P.J. GROENKE		Subaru BRZ IS - TechSport Racing						
IDEAL LAP TIME : 2:33.738		BEST LAP TIME : 2:33.858		DIFFERENCE : 0.120				
LAP	SECTOR 1	SECTOR 2		SECTOR 3	LAP TIME	MPH	DIFF	TIME OF DAY
1 -		59.191	123.5	1:01.355	7:07.031	28.92	4:33.173	12:33:34.424
2 -	34.382	58.701	124.0	1:01.409	2:34.492	79.94	0.634	12:36:08.916
3 -	34.052	58.703	124.0	1:01.103	2:33.858 (1)	80.27		12:38:42.774
4 -	34.085	58.761	123.5	1:01.467	2:34.313 (2)	80.03	0.455	12:41:17.087
5 -	34.000	58.877	123.5	1:01.611	2:34.488	79.94	0.630	12:43:51.575
6 -	34.260	59.680	122.9	1:01.601	2:35.541	79.40	1.683	12:46:27.116
7 -	34.906	1:09.019	88.4	1:12.579	2:56.504	69.97	22.646	12:49:23.620
8 -	40.030	1:09.030	89.8	1:10.450	2:59.510	68.80	25.652	12:52:23.130
9 -	52.867	1:26.098	61.7	1:12.324	3:31.289	58.45	57.431	12:55:54.419
10 -	34.290	59.578	122.9	1:01.464	2:35.332	79.51	1.474	12:58:29.751
11 -	33.956	58.942	122.4	1:01.457	2:34.355 (3)	80.01	0.497	13:01:04.106
12 -	33.934	59.420	122.6	1:01.736	2:35.090	79.63	1.232	13:03:39.196
13 -	34.168	59.228	122.2	1:01.943	2:35.339	79.50	1.481	13:06:14.535
14 -	34.717	59.460	121.5	1:02.914	2:37.091	78.62	3.233	13:08:51.626

P15 24 TCA Kenny MURILLO		Mazda Global Mx5 Cup - Murillo Racing						
IDEAL LAP TIME : 2:34.881		BEST LAP TIME : 2:35.084		DIFFERENCE : 0.203				
LAP	SECTOR 1	SECTOR 2		SECTOR 3	LAP TIME	MPH	DIFF	TIME OF DAY
1 -		59.919	119.1	1:01.665	7:07.733	28.87	4:32.649	12:33:35.126
2 -		59.936	117.5	1:02.202	2:37.366	78.48	2.282	12:36:12.492
3 -	34.341	1:01.322	118.9	1:01.898	2:37.561	78.38	2.477	12:38:50.053
4 -	34.654	1:00.234	117.3	1:01.816	2:36.704	78.81	1.620	12:41:26.757
5 -	34.990	1:00.003	111.4	1:02.004	2:36.997	78.66	1.913	12:44:03.754
6 -	34.667	59.828	117.7	1:02.695	2:37.190	78.57	2.106	12:46:40.944
7 -	38.764	1:06.104	114.5	1:04.554	2:49.422	72.90	14.338	12:49:30.366
8 -	36.182	1:08.210	88.1	1:10.213	2:54.605	70.73	19.521	12:52:24.971
9 -	53.516	1:26.708	62.4	1:10.526	3:30.750	58.60	55.666	12:55:55.721
10 -	34.823	59.394	119.4	1:01.439	2:35.656 (2)	79.34	0.572	12:58:31.377
11 -	34.382	59.556	119.6	1:01.146	2:35.084 (1)	79.64		13:01:06.461
12 -	34.549	1:00.048	119.1	1:01.326	2:35.923 (3)	79.21	0.839	13:03:42.384
13 -	34.528	59.904	116.7	1:03.339	2:37.771	78.28	2.687	13:06:20.155
14 -	34.823	1:00.216	117.5	1:02.034	2:37.073	78.63	1.989	13:08:57.228

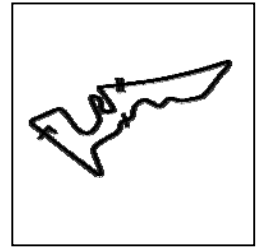
Weather / Track : Cloudy / Dry

Circuit of the Americas
 Circuit Length = 3.4308 miles
 Start: 12:26 Flag 13:07 End: 13:09

Grand Prix of Texas

TCR/TCA

ROUND 2 - Sunday March 25th 2018 - SECTOR ANALYSIS



SECTOR 1 = FL to I1, SECTOR 2 = I1 to I2, SECTOR 3 = I2 to FL, DIFF = Difference To Personal Best Lap, P = Crossed Finish Line in Pit Lane, D = Time Disallowed

P16 89 TCA Jeff SEXTON		Subaru BRZ IS - TechSport Racing						
IDEAL LAP TIME : 2:34.782		BEST LAP TIME : 2:35.088		DIFFERENCE : 0.306				
LAP	SECTOR 1	SECTOR 2	SECTOR 3	LAP TIME	MPH	DIFF	TIME OF DAY	
1 -		1:02.407	121.1	1:02.423	7:13.290	28.50	4:38.202	12:33:40.683
2 -	34.756	1:00.176	120.9	1:03.100	2:38.032	78.15	2.944	12:36:18.715
3 -	34.222	59.597	120.6	1:01.269	2:35.088 (1)	79.63		12:38:53.803
4 -	34.244	59.606	120.9	1:01.321	2:35.171 (2)	79.59	0.083	12:41:28.974
5 -	34.217	59.667	120.9	1:01.391	2:35.275 (3)	79.54	0.187	12:44:04.249
6 -	34.387	59.540	120.4	1:02.026	2:35.953	79.19	0.865	12:46:40.202
7 -	38.736	1:05.483	115.7	1:05.397	2:49.616	72.81	14.528	12:49:29.818
8 -	36.267	1:07.931	88.7	1:10.505	2:54.703	70.69	19.615	12:52:24.521
9 -	53.196	1:26.684	59.4	1:11.241	3:31.121	58.50	56.033	12:55:55.642
10 -	35.123	59.884	122.2	1:01.515	2:36.522	78.90	1.434	12:58:32.164
11 -	33.973	59.959	121.7	1:01.639	2:35.571	79.39	0.483	13:01:07.735
12 -	34.186	59.875	121.7	1:01.468	2:35.529	79.41	0.441	13:03:43.264
13 -	34.178	1:00.490	118.7	1:02.557	2:37.225	78.55	2.137	13:06:20.489
14 -	34.753	59.877	119.8	1:02.715	2:37.345	78.49	2.257	13:08:57.834

P17 79 TCA Spencer PATTERSON		Subaru BRZ IS - TechSport Racing						
IDEAL LAP TIME : 2:35.019		BEST LAP TIME : 2:35.216		DIFFERENCE : 0.197				
LAP	SECTOR 1	SECTOR 2	SECTOR 3	LAP TIME	MPH	DIFF	TIME OF DAY	
1 -		1:00.267	122.2	1:04.710	7:12.814	28.53	4:37.598	12:33:40.207
2 -	34.929	1:00.445	122.4	1:03.535	2:38.909	77.72	3.693	12:36:19.116
3 -	34.217	1:00.154	122.2	1:01.821	2:36.192	79.07	0.976	12:38:55.308
4 -	34.547	59.450	122.6	1:01.804	2:35.801 (2)	79.27	0.585	12:41:31.109
5 -	34.394	59.617	122.4	1:02.053	2:36.064	79.14	0.848	12:44:07.173
6 -	34.702	1:00.634	121.7	1:02.157	2:37.493	78.42	2.277	12:46:44.666
7 -	36.183	1:05.953	114.5	1:04.429	2:46.565	74.15	11.349	12:49:31.231
8 -	35.955	1:08.037	87.9	1:10.171	2:54.163	70.91	18.947	12:52:25.394
9 -	53.770	1:26.661	62.6	1:10.442	3:30.873	58.57	55.657	12:55:56.267
10 -	34.790	1:00.397	124.0	1:01.690	2:36.877	78.72	1.661	12:58:33.144
11 -	34.288	59.532	123.5	1:01.396	2:35.216 (1)	79.57		13:01:08.360
12 -	34.173	1:00.075	124.2	1:01.624	2:35.872 (3)	79.23	0.656	13:03:44.232
13 -	34.328	59.819	123.5	1:02.562	2:36.709	78.81	1.493	13:06:20.941
14 -	34.806	1:00.250	123.1	1:02.354	2:37.410	78.46	2.194	13:08:58.351

P18 4 TCA Bryan ORTIZ		Mazda Global Mx5 Cup - Copeland Motorsports						
IDEAL LAP TIME : 2:34.932		BEST LAP TIME : 2:35.486		DIFFERENCE : 0.554				
LAP	SECTOR 1	SECTOR 2	SECTOR 3	LAP TIME	MPH	DIFF	TIME OF DAY	
1 -		1:00.523	117.5	1:04.347	7:12.529	28.55	4:37.043	12:33:39.922
2 -	35.018	59.692	117.3	1:01.339	2:36.049	79.14	0.563	12:36:15.971
3 -	34.922	59.417	118.1	1:01.184	2:35.523 (3)	79.41	0.037	12:38:51.494
4 -	34.610	59.724	118.3	1:01.166	2:35.500 (2)	79.42	0.014	12:41:26.994
5 -	34.595	59.957	119.4	1:01.375	2:35.927	79.20	0.441	12:44:02.921
6 -	34.774	59.974	116.7	1:01.838	2:36.586	78.87	1.100	12:46:39.507
7 -	38.822	1:04.856	107.5	1:04.174	2:47.852	73.58	12.366	12:49:27.359
8 -	37.401	1:08.748	87.0	1:10.539	2:56.688	69.90	21.202	12:52:24.047
9 -	53.127	1:26.005	61.6	1:11.699	3:30.831	58.58	55.345	12:55:54.878
10 -	34.640	59.764	119.6	1:01.082	2:35.486 (1)	79.43		12:58:30.364
11 -	34.530	59.911	117.9	1:01.355	2:35.796	79.27	0.310	13:01:06.160
12 -	35.054	59.948	116.1	1:01.554	2:36.556	78.89	1.070	13:03:42.716
13 -	34.433	59.653	118.7	1:03.930	2:38.016	78.16	2.530	13:06:20.732
14 -	34.826	1:00.013	119.1	1:02.978	2:37.817	78.26	2.331	13:08:58.549

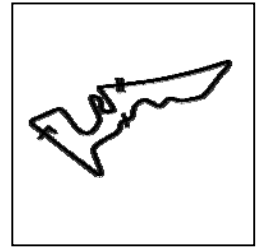
Weather / Track : Cloudy / Dry

Circuit of the Americas
 Circuit Length = 3.4308 miles
 Start: 12:26 Flag 13:07 End: 13:09

Grand Prix of Texas

TCR/TCA

ROUND 2 - Sunday March 25th 2018 - SECTOR ANALYSIS



SECTOR 1 = FL to I1, SECTOR 2 = I1 to I2, SECTOR 3 = I2 to FL, DIFF = Difference To Personal Best Lap, P = Crossed Finish Line in Pit Lane, D = Time Disallowed

P19 13 TCA John MAURO		Mazda Global Mx5 Cup - Atlanta Motorsports Group/Mauro Mot						
IDEAL LAP TIME : 2:37.627		BEST LAP TIME : 2:37.948		DIFFERENCE : 0.321				
LAP	SECTOR 1	SECTOR 2	SECTOR 3	LAP TIME	MPH	DIFF	TIME OF DAY	
1 -		1:02.347	117.7	1:03.147	7:13.745	28.47	4:35:797	12:33:41.138
2 -	35.239	1:00.854	119.4	1:02.387	2:38.480	77.93	0.532	12:36:19.618
3 -	35.030	1:00.790	118.7	1:02.128	2:37.948 (1)	78.19		12:38:57.566
4 -	35.245	1:00.798	117.7	1:02.564	2:38.607	77.87	0.659	12:41:36.173
5 -	35.232	1:00.973	116.5	1:02.200	2:38.405	77.97	0.457	12:44:14.578
6 -	35.046	1:00.547	116.9	1:02.469	2:38.062 (2)	78.13	0.114	12:46:52.640
7 -	35.832	1:03.889	117.5	1:03.610	2:43.331	75.61	5.383	12:49:35.971
8 -	35.634	1:04.179	90.0	1:10.270	2:50.083	72.61	12.135	12:52:26.054
9 -	53.771	1:27.202	56.6	1:09.465	3:30.438	58.69	52.490	12:55:56.492
10 -	35.352	1:00.469	119.1	1:02.388	2:38.209 (3)	78.06	0.261	12:58:34.701
11 -	35.216	1:02.015	116.1	1:02.364	2:39.595	77.38	1.647	13:01:14.296
12 -	35.191	1:01.348	116.1	1:02.287	2:38.826	77.76	0.878	13:03:53.122
13 -	35.217	1:01.589	116.3	1:02.932	2:39.738	77.31	1.790	13:06:32.860
14 -	35.261	1:01.774	116.3	1:03.557	2:40.592	76.90	2.644	13:09:13.452

P20 54 TCA Austin ALLISON		Mazda Global Mx5 Cup - Jason Hoover Motorsports						
IDEAL LAP TIME : 2:37.573		BEST LAP TIME : 2:37.573		DIFFERENCE : 0.000				
LAP	SECTOR 1	SECTOR 2	SECTOR 3	LAP TIME	MPH	DIFF	TIME OF DAY	
1 -		1:02.402	117.5	1:02.962	7:14.125	28.45	4:36.552	12:33:41.518
2 -	35.147	1:01.873	116.7	1:02.933	2:39.953	77.21	2.380	12:36:21.471
3 -	35.024	1:00.928	116.3	1:02.259	2:38.211 (3)	78.06	0.638	12:38:59.682
4 -	34.958	1:00.862	116.5	1:02.246	2:38.066 (2)	78.13	0.493	12:41:37.748
5 -	34.768	1:00.736	116.9	1:02.069	2:37.573 (1)	78.38		12:44:15.321
6 -	35.027	1:01.182	116.3	1:02.402	2:38.611	77.86	1.038	12:46:53.932
7 -	35.309	1:03.758	116.3	1:03.332	2:42.399	76.05	4.826	12:49:36.331
8 -	35.604	1:04.311	92.9	1:10.374	2:50.289	72.52	12.716	12:52:26.620
9 -	53.690	1:27.648	61.2	1:09.307	3:30.645	58.63	53.072	12:55:57.265
10 -	36.021	1:01.641	116.9	1:03.977	2:41.639	76.41	4.066	12:58:38.904
11 -	35.050	1:02.138	115.1	1:03.037	2:40.225	77.08	2.652	13:01:19.129
12 -	35.674	1:02.050	114.1	1:03.574	2:41.298	76.57	3.725	13:04:00.427
13 -	35.564	1:01.425	113.3	1:04.226	2:41.215	76.61	3.642	13:06:41.642
14 -	35.826	1:02.138	116.3	1:03.940	2:41.904	76.28	4.331	13:09:23.546

P21 55 TCA Moisey URETSKY		Mazda Global Mx5 Cup - Murillo Racing						
IDEAL LAP TIME : 2:39.513		BEST LAP TIME : 2:40.105		DIFFERENCE : 0.592				
LAP	SECTOR 1	SECTOR 2	SECTOR 3	LAP TIME	MPH	DIFF	TIME OF DAY	
1 -		1:03.317	117.3	1:03.547	7:16.314	28.30	4:36.209	12:33:43.707
2 -	35.626	1:01.839	117.3	1:03.450	2:40.915	76.75	0.810	12:36:24.622
3 -	35.559	1:02.009	116.5	1:03.303	2:40.871	76.77	0.766	12:39:05.493
4 -	35.510	1:02.198	116.3	1:03.445	2:41.153	76.64	1.048	12:41:46.646
5 -	35.331	1:01.396	116.1	1:03.673	2:40.400 (2)	77.00	0.295	12:44:27.046
6 -	35.742	1:01.276	116.1	1:04.185	2:41.203	76.61	1.098	12:47:08.249
7 -	35.980	1:04.617	118.1	1:04.659	2:45.256	74.73	5.151	12:49:53.505
8 -	35.772	1:03.061	116.1	1:03.295	2:42.128	76.17	2.023	12:52:35.633
9 -	45.732	1:28.005	57.4	1:08.432	3:22.169	61.09	42.064	12:55:57.802
10 -	36.058	1:01.316	119.1	1:04.339	2:41.713	76.37	1.608	12:58:39.515
11 -	35.055	1:01.374	115.9	1:03.676	2:40.105 (1)	77.14		13:01:19.620
12 -	35.410	1:01.771	115.5	1:03.414	2:40.595 (3)	76.90	0.490	13:04:00.215
13 -	36.033	1:01.163	117.3	1:04.683	2:41.879	76.29	1.774	13:06:42.094
14 -	35.653	1:01.692	115.7	1:04.487	2:41.832	76.31	1.727	13:09:23.926

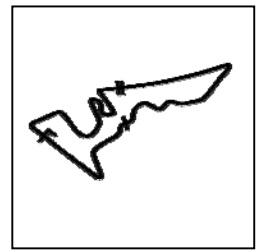
Weather / Track : Cloudy / Dry

Circuit of the Americas
 Circuit Length = 3.4308 miles
 Start: 12:26 Flag 13:07 End: 13:09

Grand Prix of Texas

TCR/TCA

ROUND 2 - Sunday March 25th 2018 - SECTOR ANALYSIS



SECTOR 1 = FL to I1, SECTOR 2 = I1 to I2, SECTOR 3 = I2 to FL, DIFF = Difference To Personal Best Lap, P = Crossed Finish Line in Pit Lane, D = Time Disallowed

P22 07 TCA Jose DA SILVA		Mazda Global Mx5 Cup - Ives Motorsports						
IDEAL LAP TIME : 2:38.585		BEST LAP TIME : 2:39.032		DIFFERENCE : 0.447				
LAP	SECTOR 1	SECTOR 2	SECTOR 3	LAP TIME	MPH	DIFF	TIME OF DAY	
1 -		1:02.383	116.1	1:02.363	7:14.676	28.41	4:35.644	12:33:42.069
2 -	35.563	1:00.916	114.7	1:03.507	2:39.986 (2)	77.19	0.954	12:36:22.055
3 -	35.585	1:00.924	115.9	1:02.523	2:39.032 (1)	77.66		12:39:01.087
4 -	35.325	1:01.317	115.7	1:03.383	2:40.025 (3)	77.18	0.993	12:41:41.112
5 -	35.463	1:01.250	113.7	1:03.574	2:40.287	77.05	1.255	12:44:21.399
6 -	35.624	1:02.539	113.1	1:04.115	2:42.278	76.10	3.246	12:47:03.677
7 -	36.091	1:04.529	113.9	1:04.383	2:45.003	74.85	5.971	12:49:48.680
8 -	36.239	1:03.059	114.1	1:03.258	2:42.556	75.97	3.524	12:52:31.236
9 -	49.618	1:28.097	56.8	1:08.569	3:26.284	59.87	47.252	12:55:57.520
10 -	36.083	1:01.427	116.3	1:05.097	2:42.607	75.95	3.575	12:58:40.127
11 -	35.306	1:00.921	114.5	1:03.978	2:40.205	77.09	1.173	13:01:20.332
12 -	35.514	1:01.502	115.9	1:03.474	2:40.490	76.95	1.458	13:04:00.822
13 -	35.918	1:01.844	114.7	1:03.721	2:41.483	76.48	2.451	13:06:42.305
14 -	35.787	1:01.669	115.7	1:04.434	2:41.890	76.29	2.858	13:09:24.195

P23 18 TCR Jarett ANDRETTI		Volkswagen Golf GTI TCR - Copeland Motorsports						
IDEAL LAP TIME : 2:25.557		BEST LAP TIME : 2:26.108		DIFFERENCE : 0.551				
LAP	SECTOR 1	SECTOR 2	SECTOR 3	LAP TIME	MPH	DIFF	TIME OF DAY	
1 -		56.848	133.1	58.152	6:53.760	29.85	4:27.652	12:33:21.153
2 -	31.936	55.999	132.8	58.173	2:26.108 (1)	84.53		12:35:47.261
3 -	32.343	55.713	130.8	58.312	2:26.368 (3)	84.38	0.260	12:38:13.629
4 -	32.322	55.839	130.0	58.591	2:26.752	84.16	0.644	12:40:40.381
5 -	33.064	55.979	131.3	57.908	2:26.951	84.04	0.843	12:43:07.332
6 -	32.031	56.135	130.3	58.029	2:26.195 (2)	84.48	0.087	12:45:33.527
7 -	32.165	59.487	130.0	IN PIT	2:39.043	P 77.65	12.935	12:48:12.570
8 -	OUTLAP	59.042	126.3	IN PIT	4:18.319	P 47.81	1:52.211	12:52:30.889
9 -	OUTLAP	56.403	130.5	58.690	4:04.026	50.61	1:37.918	12:56:34.915
10 -	32.317	55.805	130.0	IN PIT	2:35.428	P 79.46	9.320	12:59:10.343

P24 74 TCR Matt FASSNACHT		Audi Sport RS3 LMS - Murillo Racing						
IDEAL LAP TIME : 2:21.600		BEST LAP TIME : 2:21.748		DIFFERENCE : 0.148				
LAP	SECTOR 1	SECTOR 2	SECTOR 3	LAP TIME	MPH	DIFF	TIME OF DAY	
1 -		55.173	140.9	57.830	6:49.414	30.16	4:27.666	12:33:16.807
2 -	31.098	53.876	140.9	56.774	2:21.748 (1)	87.13		12:35:38.555
3 -	31.245	54.203	141.5	56.870	2:22.318 (3)	86.78	0.570	12:38:00.873
4 -	30.950	53.977	141.8	57.331	2:22.258 (2)	86.82	0.510	12:40:23.131
5 -	32.125	56.005	112.9	IN PIT	2:33.297	P 80.56	11.549	12:42:56.428
6 -	OUTLAP	1:12.566	110.0	IN PIT	4:38.578	P 44.33	2:16.830	12:47:35.006

P25 10 TCA Jenny GANNETT		Mazda Global Mx5 Cup - Ian Lacy Racing						
IDEAL LAP TIME : 2:42.371		BEST LAP TIME : 2:42.913		DIFFERENCE : 0.542				
LAP	SECTOR 1	SECTOR 2	SECTOR 3	LAP TIME	MPH	DIFF	TIME OF DAY	
1 -		1:03.056	117.5	1:04.937	7:19.700	28.08	4:36.787	12:33:47.093
2 -	36.518	1:02.251	113.5	1:04.569	2:43.338	75.61	0.425	12:36:30.431
3 -	36.412	1:02.853	111.6	1:03.965	2:43.230 (2)	75.66	0.317	12:39:13.661
4 -	36.155	1:02.741	112.5	1:04.017	2:42.913 (1)	75.81		12:41:56.574
5 -	36.308	1:02.499	113.1	1:04.429	2:43.236 (3)	75.66	0.323	12:44:39.810

P26 30 TCA Travis WASHAY		Volkswagen Golf GTI - Indian Summer Racing					
IDEAL LAP TIME : 2:34.891		BEST LAP TIME : 2:36.480		DIFFERENCE : 1.589			
LAP	SECTOR 1	SECTOR 2	SECTOR 3	LAP TIME	MPH	DIFF	TIME OF DAY

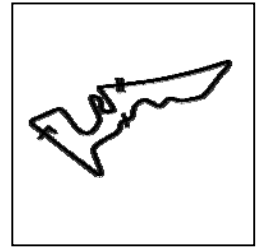
Weather / Track : Cloudy / Dry

Circuit of the Americas
 Circuit Length = 3.4308 miles
 Start: 12:26 Flag 13:07 End: 13:09

Grand Prix of Texas

TCR/TCA

ROUND 2 - Sunday March 25th 2018 - SECTOR ANALYSIS



SECTOR 1 = FL to I1, SECTOR 2 = I1 to I2, SECTOR 3 = I2 to FL, DIFF = Difference To Personal Best Lap, P = Crossed Finish Line in Pit Lane, D = Time Disallowed

1 -		59.289	125.2	1:01.235	7:07.975	28.85	4:31.495	12:33:35.368
2 -	35.184	59.666	124.5	1:01.894	2:36.744 (2)	78.79	0.264	12:36:12.112
3 -	34.367	1:00.287	123.1	1:01.826	2:36.480 (1)	78.92		12:38:48.592
4 -	34.553	1:06.340	89.1	IN PIT	3:07.664 P	65.81	31.184	12:41:56.256

P27 70 TCR		Martin JENSEN		Alfa Romeo Giulietta TCR - Alfatcr.USA				
IDEAL LAP TIME : 2:21.824		BEST LAP TIME :		DIFFERENCE :				
LAP	SECTOR 1	SECTOR 2	SECTOR 3	LAP TIME	MPH	DIFF	TIME OF DAY	
1 -		53.965	131.3	57.278	6:45.626	30.44	12:33:13.019	
2 -	30.581	1:14.289	89.5	IN PIT	3:00.759 P	68.32	12:36:13.778	

P28 22 TCA		Breton WILLIAMS		Subaru BRZ IS - TechSport Racing				
IDEAL LAP TIME : 2:46.152		BEST LAP TIME :		DIFFERENCE :				
LAP	SECTOR 1	SECTOR 2	SECTOR 3	LAP TIME	MPH	DIFF	TIME OF DAY	
1 -		1:02.879	120.4	1:05.020	7:18.828	28.14	12:33:46.221	
2 -	38.253	1:03.213	106.6	IN PIT	2:54.317 P	70.85	12:36:40.538	

Grand Prix of Texas

TCR/TCA

ROUND 2 - Sunday March 25th 2018 - BEST SECTORS

SECTOR 1			SECTOR 2			SECTOR 3			IDEAL / BEST COMPARISON						
POS	NO	NAME	TIME	NO	NAME	TIME	NO	NAME	TIME	POS	NO	NAME	IDEAL	BEST	DIFF
												PERFECT LAP	2:20.053		
1	43	EVERSLEY	30.451	98	LEWIS	53.316	43	EVERSLEY	56.286	1	43	EVERSLEY	2:20.451	2:21.049	0.598
2	70	JENSEN	30.581	99	WILKINS	53.379	98	LEWIS	56.691	2	98	LEWIS	2:20.657	2:20.876	0.219
3	99	WILKINS	30.603	69	GERACI	53.624	2	DANIEL	56.757	3	99	WILKINS	2:20.851	2:20.911	0.060
4	98	LEWIS	30.650	43	EVERSLEY	53.714	74	FASSNACHT	56.774	4	2	DANIEL	2:21.423	2:21.625	0.202
5	73	MERRIMAN	30.850	2	DANIEL	53.731	99	WILKINS	56.869	5	69	GERACI	2:21.543	2:22.358	0.815
6	71	HURCZYN	30.892	74	FASSNACHT	53.876	71	HURCZYN	56.881	6	74	FASSNACHT	2:21.600	2:21.748	0.148
7	77	COUPAL	30.893	72	VINCENT	53.884	69	GERACI	57.017	7	70	JENSEN	2:21.824		
8	69	GERACI	30.902	70	JENSEN	53.965	72	VINCENT	57.132	8	72	VINCENT	2:21.931	2:22.391	0.460
9	72	VINCENT	30.915	44	ESAYIAN	54.248	73	MERRIMAN	57.251	9	71	HURCZYN	2:22.049	2:22.404	0.355
10	12	FILIPPI	30.933	71	HURCZYN	54.276	70	JENSEN	57.278	10	73	MERRIMAN	2:22.550	2:23.049	0.499
11	2	DANIEL	30.935	12	FILIPPI	54.445	12	FILIPPI	57.358	11	12	FILIPPI	2:22.736	2:22.885	0.149
12	74	FASSNACHT	30.950	73	MERRIMAN	54.449	77	COUPAL	57.543	12	77	COUPAL	2:23.182	2:23.651	0.469
13	44	ESAYIAN	31.256	77	COUPAL	54.746	44	ESAYIAN	57.907	13	44	ESAYIAN	2:23.411	2:23.411	0.000
14	18	ANDRETTI	31.936	18	ANDRETTI	55.713	18	ANDRETTI	57.908	14	18	ANDRETTI	2:25.557	2:26.108	0.551
15	94	O'GORMAN	33.493	94	O'GORMAN	58.243	94	O'GORMAN	1:00.530	15	94	O'GORMAN	2:32.266	2:32.576	0.310
16	95	POWELL	33.784	25	GROENKE	58.701	95	POWELL	1:00.817	16	95	POWELL	2:33.493	2:33.743	0.250
17	25	GROENKE	33.934	95	POWELL	58.892	4	ORTIZ	1:01.082	17	25	GROENKE	2:33.738	2:33.858	0.120
18	89	SEXTON	33.973	30	WASHAY	59.289	25	GROENKE	1:01.103	18	89	SEXTON	2:34.782	2:35.088	0.306
19	79	PATTERSON	34.173	24	MURILLO	59.394	24	MURILLO	1:01.146	19	24	MURILLO	2:34.881	2:35.084	0.203
20	24	MURILLO	34.341	4	ORTIZ	59.417	30	WASHAY	1:01.235	20	30	WASHAY	2:34.891	2:36.480	1.589
21	30	WASHAY	34.367	79	PATTERSON	59.450	89	SEXTON	1:01.269	21	4	ORTIZ	2:34.932	2:35.486	0.554
22	4	ORTIZ	34.433	89	SEXTON	59.540	79	PATTERSON	1:01.396	22	79	PATTERSON	2:35.019	2:35.216	0.197
23	54	ALLISON	34.768	13	MAURO	1:00.469	54	ALLISON	1:02.069	23	54	ALLISON	2:37.573	2:37.573	0.000
24	13	MAURO	35.030	54	ALLISON	1:00.736	13	MAURO	1:02.128	24	13	MAURO	2:37.627	2:37.948	0.321
25	55	URETSKY	35.055	07	DA SILVA	1:00.916	07	DA SILVA	1:02.363	25	07	DA SILVA	2:38.585	2:39.032	0.447
26	07	DA SILVA	35.306	55	URETSKY	1:01.163	55	URETSKY	1:03.295	26	55	URETSKY	2:39.513	2:40.105	0.592
27	10	GANNETT	36.155	10	GANNETT	1:02.251	10	GANNETT	1:03.965	27	10	GANNETT	2:42.371	2:42.913	0.542
28	22	WILLIAMS	38.253	22	WILLIAMS	1:02.879	22	WILLIAMS	1:05.020	28	22	WILLIAMS	2:46.152		

Weather / Track : Cloudy / Dry

Results can be found at www.tsl-timing.com

Circuit of the Americas

Circuit Length = 3.4308 miles

Start: 12:26 Flag 13:07 End: 13:09

Printed - 13:11 Sunday, March 25, 2018

Grand Prix of Texas

TCR/TCA

ROUND 2 - Sunday March 25th 2018 - BEST SPEEDS

POS	INTERMEDIATE 1		INTERMEDIATE 2		FINISH LINE		MPH
	NO	NAME	NO	NAME	NO	NAME	
1			98	LEWIS			144.3
2			43	EVERSLEY			143.3
3			69	GERACI			143.0
4			99	WILKINS			142.7
5			74	FASSNACHT			141.8
6			2	DANIEL			140.9
7			77	COUPAL			140.6
8			12	FILIPPI			140.1
9			73	MERRIMAN			140.1
10			72	VINCENT			139.8
11			71	HURCZYN			139.8
12			44	ESAYIAN			139.5
13			18	ANDRETTI			133.1
14			70	JENSEN			131.3
15			30	WASHAY			125.2
16			79	PATTERSON			124.2
17			25	GROENKE			124.0
18			94	O'GORMAN			123.8
19			95	POWELL			122.9
20			89	SEXTON			122.2
21			22	WILLIAMS			120.4
22			24	MURILLO			119.6
23			4	ORTIZ			119.6
24			13	MAURO			119.4
25			55	URETSKY			119.1
26			54	ALLISON			117.5
27			10	GANNETT			117.5
28			07	DA SILVA			116.3

Weather / Track : Cloudy / Dry

Results can be found at www.tsl-timing.com

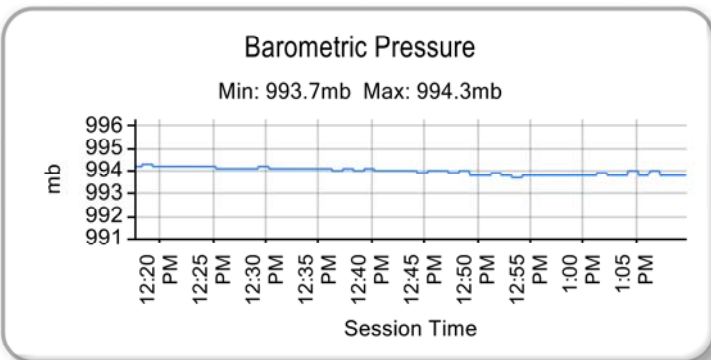
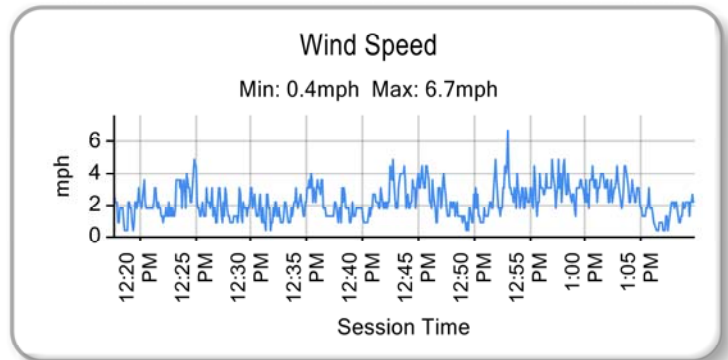
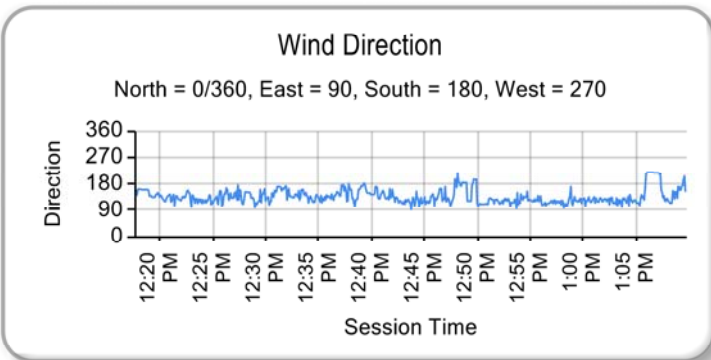
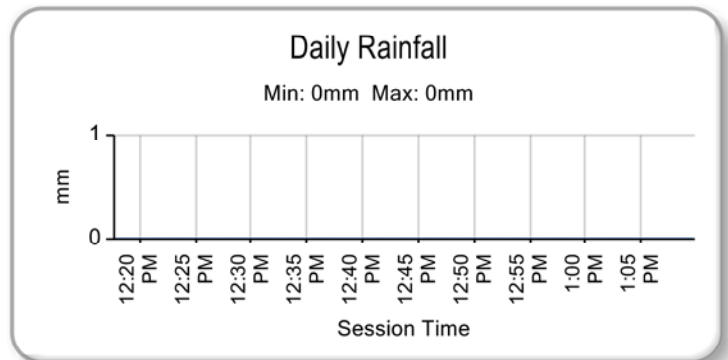
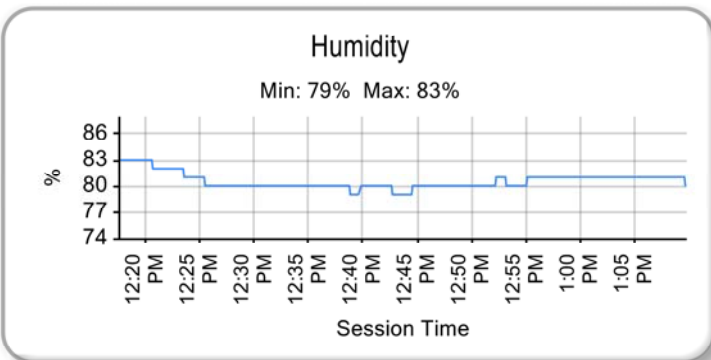
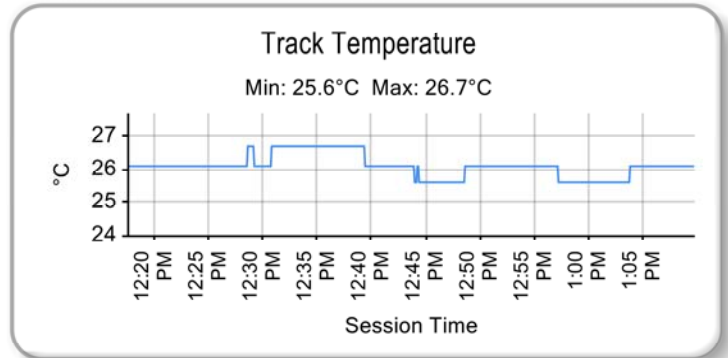
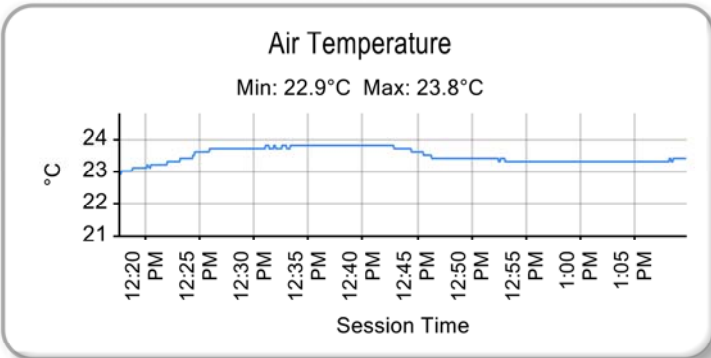
Circuit of the Americas
Circuit Length = 3.4308 miles
Start: 12:26 Flag 13:07 End: 13:09

Printed - 13:12 Sunday, March 25, 2018

Grand Prix of Texas

TCR/TCA

ROUND 2 - Sunday March 25th 2018 - WEATHER CONDITIONS



Weather / Track : Cloudy / Dry

Results can be found at www.tsl-timing.com

Circuit of the Americas
Circuit Length = 3.4308 miles
Start: 12:26 Flag 13:07 End: 13:09

Printed - 13:14 Sunday, March 25, 2018