



Pirelli World Challenge SprintX

Circuit of the Americas

September 1 - 3, 2017



Results Provided by Timing Solutions Ltd
www.tsl-timing.com

Grand Prix of Texas

SprintX

PRACTICE 1 - Friday September 1st 2017 - CLASSIFICATION



POS	NO	GRP	CL	NAME	ENTRY	LAPS	TIME	GAP	DIFF	MPH	BEST	ON
1	14	GT	Pro/Am	SOFRONAS / JAMINET	GMG Racing - Porsche 911 GT3 R - GMG/ Spyder/ Mobil 1 - G	15	50:15.341			98.11	2:05.886	15
2	3	GT	Pro/Pro	TAYLOR / O'CONNELL	Cadillac Racing - Cadillac ATS-V.R - Cadillac - Cadillac	16	49:23.798	0.102	0.102	98.03	2:05.988	15
3	2	GT	Pro/Pro	MORAD / DALZIEL	CRP Racing - Mercedes AMG GT3 - DeVilbiss/ Emkay - DeVilt	18	51:11.638	0.442	0.340	97.76	2:06.328	18
4	8	GT	Pro/Pro	COOPER / TAYLOR	Cadillac Racing - Cadillac ATS-V.R - Cadillac - Cadillac	15	47:04.110	0.736	0.294	97.54	2:06.622	12
5	75	GT	Pro/Am	MONTECALVO / SANCHEZ	Always Evolving/AIM Autosport Nissan GT-R Nismo GT3 - Niss	15	49:27.683	0.791	0.055	97.49	2:06.677	13
6	31	GT	Pro/Pro	MANCINELLI / SCHIRO	TR3 Racing - Ferrari 488 GT3 - Italian Shoemaker - Italian Sho	18	50:25.056	1.015	0.224	97.32	2:06.901	9
7	58	GT	Pro/Pro	LONG / BERGMEISTER	Wright Motorsports - Porsche 911 GT3 R - -	17	49:19.476	1.184	0.169	97.19	2:07.070	10
8	88	GT	Pro/Pro	ABRIL / FONG	Absolute Racing - Bentley Continental GT3 - Absolute Racing/	17	51:46.738	1.341	0.157	97.07	2:07.227	13
9	93	GT	Pro/Pro	KOX / WILKINS	RealTime Racing - Acura NSX GT3 - Acura/ HPD/ RealTime - /	15	50:41.373	1.358	0.017	97.06	2:07.244	15
10	77	GT	Pro/Am	CALVERT / UDELL	Calvert Dynamics - Porsche 911 GT3 R - Calvert Dynamics/ P	17	50:41.459	1.454	0.096	96.99	2:07.340	7
11	99	GT	Pro/Pro	FOGARTY / HENZLER	Gainsco/Bob Stallings Racing - Porsche 911 GT3 R - Gainsco	14	43:17.082	1.754	0.300	96.76	2:07.640	6
12	44	GT	Pro/Am	POTTER / SEEFRIED	Magnus Racing - Audi RS 8 LMS - -	17	50:25.279	1.801	0.047	96.72	2:07.687	5
13	6	GT	Pro/Pro	SELLERS / LEWIS	K-PAX Racing - McLaren 650S GT3 - -	16	47:43.882	1.964	0.163	96.60	2:07.850	15
14	4	GT	Pro/Pro	KAFFER / PUMPELLY	Magnus Racing - Audi RS 8 LMS - -	17	50:10.319	1.999	0.035	96.57	2:07.885	17
15	9	GT	Pro/Pro	PARENTE / BARNICOAT	K-PAX Racing - McLaren 650S GT3 - -	16	49:59.956	2.252	0.253	96.38	2:08.138	4
16	16	GT	Pro/Am	SCHEIN / HEYLEN	Wright Motorsports - Porsche 911 GT3 R - Wright Motorsports	15	46:54.411	2.514	0.262	96.19	2:08.400	9
17	43	GT	Pro/Pro	EVERSLEY / DYER	RealTime Racing - Acura NSX GT3 - Acura/ HPD/ RealTime - /	15	49:33.191	2.579	0.065	96.14	2:08.465	4
18	82	GT	Pro/Am	SKEEN / MCCANN	McCann Racing - Audi RS-8 LMS - McCann Racing - McCann I	16	51:23.533	2.675	0.096	96.07	2:08.561	5
19	54	GT	Pro/Am	PAPPAS / BLEEKEMOLEN	Black Swan Racing - Mercedes AMG GT3 - -	18	49:33.698	3.066	0.391	95.77	2:08.952	18
20	24	GT	Am/Am	BOWLIN / BILJONE	M1GT Racing - Audi RS-8 LMS - Tampa Bay Jaw Surgery / St	15	49:33.951	3.855	0.789	95.19	2:09.741	7
21	30	GT	Am/Am	CISNEROS / LUDWIG	MOMO/NGT Motorsports - Ferrari 458 GT3 - Momo / Safecraft	17	47:14.235	4.949	1.094	94.40	2:10.835	9
22	23	GT	Am/Am	DAYSON / BELL	M1GT Racing - Audi R8 LMS Ultra - Tampa Bay Jaw Surgery/	18	51:03.472	6.184	1.235	93.51	2:12.070	4
23	04	GT	Am/Am	DE LA TORRE / DE JONG	De La Torre Racing - Aston Martin Vantage GT3 - Delgac - Del	15	50:50.749	6.219	0.035	93.49	2:12.105	14
24	55	GT Cup	Pro/Am	HARATA / BRESSAN	Dream Racing Motorsport - Lamborghini Huracan Super Trofeo	14	44:21.802	6.649	0.430	93.18	2:12.535	13
25	22	GT Cup	Am/Am	PIOVANETTI	Ferrari Fort Lauderdale - - -	16	49:21.084	6.659	0.010	93.18	2:12.545	2
26	18	GT Cup	Am/Am	GRUNEWALD / WEILAND	R3 Motorsports - Ferrari Challenge - -	17	51:01.807	7.046	0.387	92.91	2:12.932	13
27	95	GT Cup	Pro/Am	JOINER / LEE	Tool Racing - Porsche 911 GT3 Cup - Tool of North America - /	13	40:19.187	7.928	0.882	92.29	2:13.814	10
28	90	GT Cup	Am/Am	FRIEDMAN / TOUSSAINT	Autometrics Motorsports - Porsche 911 GT3 Cup - National Ab	17	51:01.597	9.215	1.287	91.41	2:15.101	14
29	03	GTS	Am/Am	LYONS / WILSON	TRG - Porsche Cayman GT4 Clubsport MR - Mobtiah Store / I	13	49:02.882	13.403	4.188	88.67	2:19.289	6
30	019	GTS	Am/Am	BALOGH / LIEFOOGHE	Stephen Cameron Racing - BMW M3 E46 - ART RACING - AR	12	48:51.646	13.525	0.122	88.59	2:19.411	3
31	47	GTS	Am/Am	VESS / HART	NOLAsport - Porsche Cayman GT4 Clubsport MR - -	17	51:47.273	13.645	0.120	88.51	2:19.531	5
32	09	GTS	Am/Am	GIBBONS / DeBOER	TRG-AMR - Aston Martin Vantage GT4 - Lasalle Solutions/Adc	16	49:08.276	14.098	0.453	88.23	2:19.984	13
33	017	GTS	Pro/Am	MERZON / HINDMAN	Case-it Racing - Porsche Cayman GT4 Clubsport MR - Case-it	17	49:48.879	14.630	0.532	87.89	2:20.516	17

NOT CLASSIFIED

- - -

0

FASTEST LAPS

14	Pro/Am	GMG Racing	Porsche 911 GT3 R	15	2:05.886	98.11 mph	157.89 kph
3	Pro/Pro	Cadillac Racing	Cadillac ATS-V.R	15	2:05.988	98.03 mph	157.76 kph
24	Am/Am	M1GT Racing	Audi RS-8 LMS	7	2:09.741	95.19 mph	153.20 kph
55	Pro/Am	Dream Racing Motorsport	Lamborghini Huracan Super Trofeo	13	2:12.535	93.18 mph	149.97 kph
22	Am/Am	Ferrari Fort Lauderdale		2	2:12.545	93.18 mph	149.96 kph
03	Am/Am	TRG	Porsche Cayman GT4 Clubsport MR	6	2:19.289	88.67 mph	142.70 kph

Circuit of the Americas

Circuit Length = 3.4308 miles

Start: 09:30 Flag 10:20 End: 10:22

Weather / Track : Sunny / Dry

These results are provisional until the conclusion of any judicial and technical matters.

Chief Steward :

Chief of Timing



Grand Prix of Texas

SprintX

PRACTICE 1 - Friday September 1st 2017 - CLASSIFICATION



017 Pro/Am Case-it Racing Porsche Cayman GT4 Clubsport MR 17 2:20.516 87.89 mph 141.45 kph

Weather / Track : Sunny / Dry

These results are provisional until the conclusion of any judicial and technical matters.

Circuit of the Americas

Circuit Length = 3.4308 miles

Start: 09:30 Flag 10:20 End: 10:22

Chief Steward :

Chief of Timing



Grand Prix of Texas

SprintX

PRACTICE 1 - Friday September 1st 2017 - CLASSIFICATION



Following lap times disallowed for track limit infringements:

- 09:32 - #019 & #55 - Turn 8
- 09:33 - #88 & #30 - Turn 8
- 09:33 - #95 - Turn 11
- 09:34 - #75 - Turn 8
- 09:34 - #19 - Turn 1
- 09:34 - #31 - Turn 11
- 09:35 - #55 & #6 - Turn 1
- 09:36 - #30, #88 & #44 - turn 8
- 09:37 - #95 - Turn 11
- 09:38 - #47 - Turn 11
- 09:38 - #2 - Turn 19
- 09:39 - #6 & #16 - Turn 1
- 09:39 - #95 - Turn 20
- 09:39 - #30, #9, #30, #4 & #43 - Turn 8
- 09:39 - #3 - Turn 19
- 09:40 - #54 - Turns 5 & 8
- 09:41 - #95 & #14 - Turn 8
- 09:41 - #8 - Turn 12
- 09:42 - #23 - Turn 19
- 09:42 - #99 - Turn 20
- 09:43 - #23 - Turn 8
- 09:43 - #58 - Turn 1
- 09:44 - #99 - Turn 19
- 09:45 - #90 & #9 - Turn 8
- 09:46 - #2 - Turn 8
- 09:46 - #54 & #6 - Turn 19
- 09:47 - #6 & #95 - Turn 19
- 09:48 - #9 - Turn 8
- 09:48 - #3, #95, #82 & #8 - Turn 19
- 09:49 - #4 & #55 - Turn 1
- 09:49 - #44 - Turn 19
- 09:50 - #54, #24, #44, #95, #55, #3 & #16 - Turn 8
- 09:51 - #09 & #55 - Turn 19
- 09:51 - #019 - Turn 11
- 09:52 - #3 - Turn 8
- 09:53 - #88 - Turn 8
- 09:54 - #22, #99 - Turn 8
- 09:54 - #55 - Turn 20
- 09:55 - #75 - Turn 19
- 09:55 - #30 & #47 - Turn 8
- 10:07 - #43 - Turn 19
- 10:08 - #30 - Turn 11
- 10:09 - #14 - Turn 12
- 10:09 - #95 - Turn 19
- 10:10 - #4 - Turn 8
- 10:10 - #09 - Turn 19
- 10:11 - #47 - Turn 8
- 10:11 - #017 - Turn 9
- 10:12 - #04 - Turn 19
- 10:13 - #17 - Turn 19
- 10:14 - #16 - Turn 8
- 10:14 - #23 - Turn 19
- 10:15 - #09 - Turn 19
- 10:16 - #4 - Turn 8
- 10:17 - #43 & #2 - Turn 8
- 10:18 - #19 - Turn 1

Weather / Track : Sunny / Dry

These results are provisional until the conclusion of any judicial and technical matters.

Circuit of the Americas

Circuit Length = 3.4308 miles

Start: 09:30 Flag 10:20 End: 10:22

Chief Steward :

Chief of Timing



Grand Prix of Texas

SprintX

PRACTICE 1 - Friday September 1st 2017 - BEST SECTORS

SECTOR 1			SECTOR 2			SECTOR 3			IDEAL / BEST COMPARISON						
POS	NO	NAME	TIME	NO	NAME	TIME	NO	NAME	TIME	POS	NO	NAME	IDEAL	BEST	DIFF
												PERFECT LAP	2:05.519		
1	3	Cadillac Racing	26.833	3	Cadillac Racing	48.000	14	GMG Racing	50.686	1	14	GMG Racing	2:05.803	2:05.886	0.083
2	75	Always Evolving/AIM	26.908	8	Cadillac Racing	48.051	31	TR3 Racing	51.056	2	3	Cadillac Racing	2:05.988	2:05.988	0.000
3	77	Calvert Dynamics	26.969	2	CRP Racing	48.085	2	CRP Racing	51.094	3	2	CRP Racing	2:06.320	2:06.328	0.008
4	14	GMG Racing	27.025	14	GMG Racing	48.092	3	Cadillac Racing	51.155	4	8	Cadillac Racing	2:06.493	2:06.622	0.129
5	31	TR3 Racing	27.073	75	Always Evolving/AIM	48.273	93	RealTime Racing	51.221	5	75	Always Evolving/AIM	2:06.529	2:06.677	0.148
6	16	Wright Motorsports	27.084	58	Wright Motorsports	48.391	44	Magnus Racing	51.221	6	31	TR3 Racing	2:06.560	2:06.901	0.341
7	8	Cadillac Racing	27.100	31	TR3 Racing	48.431	6	K-PAX Racing	51.265	7	58	Wright Motorsports	2:06.860	2:07.070	0.210
8	2	CRP Racing	27.141	4	Magnus Racing	48.527	58	Wright Motorsports	51.295	8	77	Calvert Dynamics	2:07.182	2:07.340	0.158
9	43	RealTime Racing	27.158	93	RealTime Racing	48.608	8	Cadillac Racing	51.342	9	88	Absolute Racing	2:07.215	2:07.227	0.012
10	99	Gainsco/Bob Stallin	27.163	88	Absolute Racing	48.686	75	Always Evolving/AIM	51.348	10	93	RealTime Racing	2:07.244	2:07.244	0.000
11	58	Wright Motorsports	27.174	99	Gainsco/Bob Stallin	48.697	77	Calvert Dynamics	51.349	11	4	Magnus Racing	2:07.348	2:07.885	0.537
12	88	Absolute Racing	27.176	43	RealTime Racing	48.717	88	Absolute Racing	51.353	12	99	Gainsco/Bob Stallings	2:07.395	2:07.640	0.245
13	44	Magnus Racing	27.319	9	K-PAX Racing	48.841	4	Magnus Racing	51.466	13	43	RealTime Racing	2:07.397	2:08.465	1.068
14	9	K-PAX Racing	27.339	77	Calvert Dynamics	48.864	43	RealTime Racing	51.522	14	44	Magnus Racing	2:07.609	2:07.687	0.078
15	4	Magnus Racing	27.355	16	Wright Motorsports	48.892	99	Gainsco/Bob Stallin	51.535	15	6	K-PAX Racing	2:07.677	2:07.850	0.173
16	6	K-PAX Racing	27.378	6	K-PAX Racing	49.034	9	K-PAX Racing	51.655	16	9	K-PAX Racing	2:07.835	2:08.138	0.303
17	93	RealTime Racing	27.415	44	Magnus Racing	49.069	82	McCann Racing	51.791	17	16	Wright Motorsports	2:07.849	2:08.400	0.551
18	82	McCann Racing	27.441	82	McCann Racing	49.085	54	Black Swan Racing	51.870	18	82	McCann Racing	2:08.317	2:08.561	0.244
19	54	Black Swan Racing	27.506	54	Black Swan Racing	49.119	16	Wright Motorsports	51.873	19	54	Black Swan Racing	2:08.495	2:08.952	0.457
20	30	MOMO/NGT Motors	27.635	30	MOMO/NGT Motors	49.492	24	M1GT Racing	52.359	20	24	M1GT Racing	2:09.592	2:09.741	0.149
21	24	M1GT Racing	27.720	24	M1GT Racing	49.513	30	MOMO/NGT Motors	53.026	21	30	MOMO/NGT Motors	2:10.153	2:10.835	0.682
22	23	M1GT Racing	28.161	04	De La Torre Racing	50.301	55	Dream Racing Moto	53.088	22	04	De La Torre Racing	2:11.920	2:12.105	0.185
23	04	De La Torre Racing	28.180	22	Ferrari Fort Lauder	50.361	23	M1GT Racing	53.243	23	22	Ferrari Fort Lauder	2:12.025	2:12.545	0.520
24	22	Ferrari Fort Lauder	28.251	18	R3 Motorsports	50.541	22	Ferrari Fort Lauder	53.413	24	23	M1GT Racing	2:12.060	2:12.070	0.010
25	18	R3 Motorsports	28.286	23	M1GT Racing	50.656	04	De La Torre Racing	53.439	25	55	Dream Racing Motors	2:12.518	2:12.535	0.017
26	55	Dream Racing Moto	28.405	95	Tool Racing	51.006	95	Tool Racing	53.793	26	18	R3 Motorsports	2:12.662	2:12.932	0.270
27	95	Tool Racing	28.473	55	Dream Racing Moto	51.025	18	R3 Motorsports	53.835	27	95	Tool Racing	2:13.272	2:13.814	0.542
28	90	Autometrics Motors	28.553	90	Autometrics Motors	51.577	90	Autometrics Motors	54.660	28	90	Autometrics Motors	2:14.790	2:15.101	0.311
29	03	TRG	29.798	03	TRG	52.882	47	NOLAsport	56.023	29	03	TRG	2:18.755	2:19.289	0.534
30	47	NOLAsport	29.918	019	Stephen Cameron F	53.163	03	TRG	56.075	30	47	NOLAsport	2:19.283	2:19.531	0.248
31	09	TRG-AMR	29.981	47	NOLAsport	53.342	09	TRG-AMR	56.122	31	019	Stephen Cameron Ra	2:19.411	2:19.411	0.000
32	019	Stephen Cameron F	30.101	09	TRG-AMR	53.686	019	Stephen Cameron F	56.147	32	09	TRG-AMR	2:19.789	2:19.984	0.195
33	017	Case-it Racing	30.311	017	Case-it Racing	53.755	017	Case-it Racing	56.207	33	017	Case-it Racing	2:20.273	2:20.516	0.243

Weather / Track : Sunny / Dry

Circuit of the Americas

Circuit Length = 3.4308 miles

Start: 09:30 Flag 10:20 End: 10:22

Results can be found at www.tsl-timing.com

Printed - 10:25 Friday, September 1, 2017

Grand Prix of Texas

SprintX

PRACTICE 1 - Friday September 1st 2017 - BEST SPEEDS

POS	INTERMEDIATE 1		MPH	INTERMEDIATE 2		MPH	FINISH LINE		MPH
	NO	NAME		NO	NAME		NO	NAME	
1				18	R3 Motorsports	166.1			
2				30	MOMO/NGT Motorsports	164.4			
3				75	Always Evolving/AIM Autosport N	164.0			
4				3	Cadillac Racing	163.6			
5				04	De La Torre Racing	163.2			
6				8	Cadillac Racing	162.8			
7				88	Absolute Racing	162.8			
8				14	GMG Racing	161.7			
9				93	RealTime Racing	161.7			
10				16	Wright Motorsports	161.7			
11				31	TR3 Racing	161.3			
12				58	Wright Motorsports	161.3			
13				99	Gainsco/Bob Stallings Racing	161.3			
14				43	RealTime Racing	160.9			
15				77	Calvert Dynamics	160.5			
16				22	Ferrari Fort Lauderdale	160.5			
17				4	Magnus Racing	160.1			
18				82	McCann Racing	160.1			
19				2	CRP Racing	159.7			
20				23	M1GT Racing	159.7			
21				44	Magnus Racing	159.4			
22				9	K-PAX Racing	159.4			
23				54	Black Swan Racing	158.6			
24				24	M1GT Racing	158.6			
25				6	K-PAX Racing	158.2			
26				90	Autometrics Motorsports	154.9			
27				95	Tool Racing	154.2			
28				55	Dream Racing Motorsport	152.5			
29				09	TRG-AMR	150.4			
30				03	TRG	149.7			
31				019	Stephen Cameron Racing	149.4			
32				47	NOLAsport	147.4			
33				017	Case-it Racing	146.5			

Weather / Track : Sunny / Dry

Results can be found at www.tsl-timing.com

Circuit of the Americas
Circuit Length = 3.4308 miles
Start: 09:30 Flag 10:20 End: 10:22

Printed - 10:26 Friday, September 1, 2017

Grand Prix of Texas

SprintX

PRACTICE 1 - Friday September 1st 2017 - SECTOR ANALYSIS

SECTOR 1 = FL to I1, SECTOR 2 = I1 to I2, SECTOR 3 = I2 to FL, DIFF = Difference To Personal Best Lap, P = Crossed Finish Line in Pit Lane, D = Time Disallowed

P1 14 Pro/Am GMG Racing				Porsche 911 GT3 R - GMG/ Spyder/ Mobil 1			
IDEAL LAP TIME : 2:05.803		BEST LAP TIME : 2:05.886		DIFFERENCE : 0.083			
D1: James SOFRONAS		D2: Mathieu JAMINET					
LAP	SECTOR 1	SECTOR 2	SECTOR 3	LAP TIME	MPH	DIFF	TIME OF DAY
1 - D1	OUTLAP	52.774	153.9	59.453			09:32:41.410
2 - D1	27.490	49.406	160.5	52.500	2:09.396	95.45	09:34:50.806
3 - D1	27.569	51.106	160.5	52.557	2:11.232	94.11	09:37:02.038
4 - D1	27.404	50.258	150.1	54.735	2:12.397	93.28	09:39:14.435
5 - D1	27.302	49.130	160.5	52.360	2:08.792 (3)	95.89	09:41:23.227
6 - D1	27.287	50.058	161.7	IN PIT	2:14.127 P	92.08	09:43:37.354
7 - D1	OUTLAP	52.785	149.4	55.964	4:24.567	46.68	2:18.681 09:48:01.921
8 - D1	28.719	52.241	154.2	56.135	2:17.095	90.09	11.209 09:50:19.016
9 - D1	28.297	51.778	154.9	IN PIT	2:22.013 P	86.97	16.127 09:52:41.029
10 - D1	OUTLAP	51.147	160.9	54.720	15:08.555	13.59	13:02.669 10:07:49.584
11 - D1	28.441	50.672	161.7	54.384	2:13.497 D	92.51	7.611 10:10:03.081
12 - D1	28.308	50.732	159.4	IN PIT	2:17.860 P	89.59	11.974 10:12:20.941
13 - D1	OUTLAP	59.012	73.8	1:00.258	4:03.715	50.67	1:57.829 10:16:24.656
14 - D1	27.048	48.092	160.9	51.205	2:06.345 (2)	97.75	0.459 10:18:31.001
15 - D1	27.025	48.175	161.3	50.686	2:05.886 (1)	98.11	10:20:36.887

P2 3 Pro/Pro Cadillac Racing				Cadillac ATS-V.R - Cadillac			
IDEAL LAP TIME : 2:05.988		BEST LAP TIME : 2:05.988		DIFFERENCE : 0.000			
D1: Ricky TAYLOR		D2: Johnny O'CONNELL					
LAP	SECTOR 1	SECTOR 2	SECTOR 3	LAP TIME	MPH	DIFF	TIME OF DAY
1 - D2	OUTLAP	1:03.603	145.5	54.690			09:33:16.595
2 - D2	27.743	49.174	148.4	55.967	2:12.884	92.94	6.896 09:35:29.479
3 - D2	27.334	48.583	159.0	51.869	2:07.786	96.65	1.798 09:37:37.265
4 - D2	27.233	49.035	161.7	51.849	2:08.117	96.40	2.129 09:39:45.382
5 - D2	27.242	48.721	160.5	IN PIT	2:11.596 P	93.85	5.608 09:41:56.978
6 - D2	OUTLAP	50.301	157.9	52.174	5:54.508	34.83	3:48.520 09:47:51.486
7 - D2	27.213	48.965	161.7	52.258	2:08.436 D	96.16	2.448 09:49:59.922
8 - D2	27.269	48.712	163.6	54.123	2:10.104 D	94.93	4.116 09:52:10.026
9 - D2	27.360	48.440	162.0	IN PIT	2:11.182 P	94.15	5.194 09:54:21.208
10 - D1	OUTLAP	51.457	155.7	53.580	3:10.024	64.99	1:04.036 09:57:31.232
11 - D1	OUTLAP	49.429	161.3	52.609	9:54.551	20.77	7:48.563 10:07:25.783
12 - D1	27.450	48.801	162.4	IN PIT	2:11.798 P	93.71	5.810 10:09:37.581
13 - D1	OUTLAP	49.893	152.5	53.177	4:12.728	48.87	2:06.740 10:13:50.309
14 - D1	27.095	48.291	163.2	51.467	2:06.853 (2)	97.36	0.865 10:15:57.162
15 - D1	26.833	48.000	163.2	51.155	2:05.988 (1)	98.03	10:18:03.150
16 - D1	26.858	48.077	162.8	52.237	2:07.172 (3)	97.11	1.184 10:20:10.322

P3 2 Pro/Pro CRP Racing				Mercedes AMG GT3 - DeVilbiss/ Emkay			
IDEAL LAP TIME : 2:06.320		BEST LAP TIME : 2:06.328		DIFFERENCE : 0.008			
D1: Daniel MORAD		D2: Ryan DALZIEL					
LAP	SECTOR 1	SECTOR 2	SECTOR 3	LAP TIME	MPH	DIFF	TIME OF DAY
1 - D2	OUTLAP	52.528	148.7	54.014			09:32:25.189
2 - D2	27.631	48.789	157.9	51.966	2:08.386	96.20	2.058 09:34:33.575
3 - D1	27.287	48.782	158.6	51.748	2:07.817	96.62	1.489 09:36:41.392
4 - D1	27.243	49.240	158.6	52.428	2:08.911	95.80	2.583 09:38:50.303
5 - D1	27.243	49.171	158.6	58.272	2:14.686 D	91.70	8.358 09:41:04.989
6 - D1	27.293	48.732	158.2	51.604	2:07.629 (3)	96.77	1.301 09:43:12.618
7 - D1	30.320	51.085	157.9	52.059	2:13.464	92.54	7.136 09:45:26.082
8 - D1	27.141	48.571	158.6	51.915	2:07.627 D	96.77	1.299 09:47:33.709
9 - D1	27.267	49.400	158.2	IN PIT	2:12.622 P	93.12	6.294 09:49:46.331
10 - D1	OUTLAP	49.130	158.2	52.714	5:12.231	39.55	3:05.903 09:54:58.562
11 - D1	27.295	50.148	157.5	52.535	2:09.978	95.02	3.650 09:57:08.540

Weather / Track : Sunny / Dry

Circuit of the Americas

Circuit Length = 3.4308 miles

Start: 09:30 Flag 10:20 End: 10:22

Grand Prix of Texas

SprintX

PRACTICE 1 - Friday September 1st 2017 - SECTOR ANALYSIS

SECTOR 1 = FL to I1, SECTOR 2 = I1 to I2, SECTOR 3 = I2 to FL, DIFF = Difference To Personal Best Lap, P = Crossed Finish Line in Pit Lane, D = Time Disallowed

12 - D1	OUTLAP	54.148	131.5	56.952	11:02.649	18.63	8:56.321	10:08:11.189
13 - D1	29.055	51.770	152.1	53.947	2:14.772	91.64	8.444	10:10:25.961
14 - D1	28.558	50.095	157.5	54.508	2:13.161	92.75	6.833	10:12:39.122
15 - D1	27.306	48.350	159.4	51.094	2:06.750 (2)	97.44	0.422	10:14:45.872
16 - D1	29.954	56.386	105.8	56.686	2:23.026	86.35	16.698	10:17:08.898
17 - D1	27.195	48.381	159.0	51.455	2:07.034 D	97.22	0.703	10:19:15.929
18 - D1	27.149	48.085	159.7	51.094	2:06.328 (1)	97.76		10:21:22.257

P4 8 Pro/Pro Cadillac Racing

Cadillac ATS-V.R - Cadillac

IDEAL LAP TIME : 2:06.493 BEST LAP TIME : 2:06.622
D1: Michael COOPER D2: Jordan TAYLOR

DIFFERENCE : 0.129

LAP	SECTOR 1	SECTOR 2	SECTOR 3	LAP TIME	MPH	DIFF	TIME OF DAY
1 - D2	OUTLAP	55.363	141.2	55.919			09:33:00.006
2 - D2	27.595	48.861	162.0	52.576	2:09.032	2.410	09:35:09.038
3 - D2	27.341	48.586	162.0	52.338	2:08.265 (3)	1.643	09:37:17.303
4 - D2	27.272	48.567	162.4	52.190	2:08.029 (2)	1.407	09:39:25.332
5 - D2	27.234	48.552	162.8	IN PIT	2:12.227 P	5.605	09:41:37.559
6 - D1	OUTLAP	49.121	160.5	52.732	2:58.782	52.160	09:44:36.341
7 - D1	27.448	49.164	162.4	52.923	2:09.535	2.913	09:46:45.876
8 - D1	27.383	49.194	161.7	52.672	2:09.249 D	2.627	09:48:55.125
9 - D1	27.306	48.881	162.8	IN PIT	2:11.586 P	4.964	09:51:06.711
10 - D2	OUTLAP	49.466	160.1	53.292	6:18.739	4:12.117	09:57:25.450
11 - D1	OUTLAP	50.575	153.9	53.152	10:07.609	8:00.987	10:07:33.059
12 - D1	27.229	48.051	162.8	51.342	2:06.622 (1)	97.54	10:09:39.681
13 - D1	28.475	50.977	140.9	IN PIT	2:15.883 P	9.261	10:11:55.564
14 - D1	OUTLAP	51.552	155.7	51.795	3:32.938	1:26.316	10:15:28.502
15 - D1	27.100	51.460	134.2	IN PIT	2:17.330 P	10.708	10:17:45.832

P5 75 Pro/Am Always Evolving/AIM Autosport Nissan G Nissan GT-R Nismo GT3 -

IDEAL LAP TIME : 2:06.529 BEST LAP TIME : 2:06.677
D1: Frank MONTECALVO D2: Ricardo SANCHEZ

DIFFERENCE : 0.148

LAP	SECTOR 1	SECTOR 2	SECTOR 3	LAP TIME	MPH	DIFF	TIME OF DAY
1 - D1	OUTLAP	57.248	148.7	53.929			09:33:11.479
2 - D1	27.575	49.222	162.0	52.666	2:09.463	2.786	09:35:20.942
3 - D1	26.942	48.735	162.0	51.514	2:07.194 D	0.514	09:37:28.133
4 - D1	27.249	49.476	161.7	IN PIT	2:12.130 P	5.453	09:39:40.263
5 - D1	OUTLAP	49.544	159.7	51.892	5:07.684	3:01.007	09:44:47.947
6 - D1	26.908	48.634	162.4	51.588	2:07.130 (3)	0.453	09:46:55.077
7 - D1	27.043	49.475	162.4	IN PIT	2:13.763 P	7.086	09:49:08.840
8 - D1	OUTLAP	49.226	162.0	51.963	5:47.124 D	3:40.444	09:54:55.961
9 - D1	27.154	49.002	161.7	52.024	2:08.180	1.503	09:57:04.141
10 - D2	OUTLAP	49.225	148.7	IN PIT	10:37.905 P	8:31.228	10:07:42.046
11 - D2	OUTLAP	50.557	148.1	55.670	4:06.010	1:59.333	10:11:48.056
12 - D2	27.222	48.375	158.2	51.348	2:06.945 (2)	0.268	10:13:55.001
13 - D2	26.941	48.273	163.2	51.463	2:06.677 (1)	97.49	10:16:01.678
14 - D2	27.486	49.297	162.4	51.658	2:08.441	1.764	10:18:10.119
15 - D2	27.098	48.500	164.0	51.778	2:07.376	0.699	10:20:17.495

P6 31 Pro/Pro TR3 Racing

Ferrari 488 GT3 - Italian Shoemaker

IDEAL LAP TIME : 2:06.560 BEST LAP TIME : 2:06.901
D1: Daniel MANCINELLI D2: Niccolo SCHIRO

DIFFERENCE : 0.341

LAP	SECTOR 1	SECTOR 2	SECTOR 3	LAP TIME	MPH	DIFF	TIME OF DAY
1 - D1	OUTLAP	53.391	146.8	IN PIT	P		09:32:49.530
2 - D1	OUTLAP	50.358	159.0	52.185	2:34.359	27.458	09:35:23.889
3 - D1	27.300	48.942	159.4	52.128	2:08.370 D	1.469	09:37:32.259
4 - D1	27.690	49.208	159.7	IN PIT	2:13.962 P	7.061	09:39:46.221
5 - D1	OUTLAP	58.836	121.5	55.040	3:55.078	1:48.177	09:43:41.299

Weather / Track : Sunny / Dry

Circuit of the Americas

Circuit Length = 3.4308 miles

Start: 09:30 Flag 10:20 End: 10:22

Grand Prix of Texas

SprintX

PRACTICE 1 - Friday September 1st 2017 - SECTOR ANALYSIS

SECTOR 1 = FL to I1, SECTOR 2 = I1 to I2, SECTOR 3 = I2 to FL, DIFF = Difference To Personal Best Lap, P = Crossed Finish Line in Pit Lane, D = Time Disallowed

6 - D1	27.776	50.348	159.0	52.132	2:10.256	94.82	3.355	09:45:51.555
7 - D1	27.209	48.727	159.7	53.041	2:08.977	95.76	2.076	09:48:00.532
8 - D1	27.754	51.940	154.2	52.031	2:11.725	93.76	4.824	09:50:12.257
9 - D1	27.118	48.727	159.4	51.056	2:06.901 (1)	97.32		09:52:19.158
10 - D1	29.061	50.742	159.4	IN PIT	2:14.793	P 91.62	7.892	09:54:33.951
11 - D2	OUTLAP	49.789	159.7	52.071	3:35.341	57.35	1:28.440	09:58:09.292
12 - D2	OUTLAP	51.667	108.7	1:05.049	9:51.684	20.87	7:44.783	10:08:00.976
13 - D2	27.395	48.563	161.3	51.988	2:07.946	96.53	1.045	10:10:08.922
14 - D2	27.154	48.431	160.9	51.961	2:07.546	96.83	0.645	10:12:16.468
15 - D2	27.085	48.479	160.5	51.517	2:07.081	(3) 97.18	0.180	10:14:23.549
16 - D2	27.124	48.458	160.5	51.373	2:06.955	(2) 97.28	0.054	10:16:30.504
17 - D2	27.073	48.588	160.9	51.961	2:07.622	96.77	0.721	10:18:38.126
18 - D2	28.987	51.167	160.9	IN PIT	2:16.710	P 90.34	9.809	10:20:54.836

P7 58 Pro/Pro Wright Motorsports

Porsche 911 GT3 R -

IDEAL LAP TIME : 2:06.860

BEST LAP TIME : 2:07.070

DIFFERENCE : 0.210

D1: Patrick LONG

D2: Joerg BERGMEISTER

LAP	SECTOR 1	SECTOR 2	SECTOR 3	LAP TIME	MPH	DIFF	TIME OF DAY	
1 - D2	OUTLAP	53.198	149.1	IN PIT		P	09:33:06.259	
2 - D2	OUTLAP	50.002	131.5	IN PIT	2:37.024	P 78.65	29.954	09:35:43.283
3 - D1	OUTLAP	49.620	159.7	52.857	3:02.913	67.52	55.843	09:38:46.196
4 - D1	27.331	49.567	159.0	52.721	2:09.619	95.28	2.549	09:40:55.815
5 - D1	27.218	49.246	160.1	53.150	2:09.614	95.28	2.544	09:43:05.429
6 - D1	27.279	48.852	159.7	51.899	2:08.030	D 96.46	0.960	09:45:13.459
7 - D1	27.449	49.342	159.7	IN PIT	2:13.665	P 92.40	6.595	09:47:27.124
8 - D1	OUTLAP	53.942	147.8	55.688	3:55.223	52.50	1:48.153	09:51:22.347
9 - D1	28.387	49.994	158.6	51.759	2:10.140	94.90	3.070	09:53:32.487
10 - D1	27.229	48.546	160.1	51.295	2:07.070 (1)	97.19		09:55:39.557
11 - D1	27.174	48.391	159.7	51.608	2:07.173	(2) 97.11	0.103	09:57:46.730
12 - D2	OUTLAP	50.616	158.2	52.571	10:49.757	19.00	8:42.687	10:08:36.487
13 - D2	27.353	49.518	159.7	51.744	2:08.615	96.03	1.545	10:10:45.102
14 - D2	27.224	48.632	161.3	51.756	2:07.612	96.78	0.542	10:12:52.714
15 - D2	27.227	48.520	160.5	51.464	2:07.211	(3) 97.08	0.141	10:14:59.925
16 - D2	28.945	49.665	152.8	IN PIT	2:14.715	P 91.68	7.645	10:17:14.640
17 - D2	OUTLAP	49.774	158.6	51.544	2:49.248	72.97	42.178	10:20:03.888

P8 88 Pro/Pro Absolute Racing

Bentley Continental GT3 - Absolute Racing/Bentley Motorsports

IDEAL LAP TIME : 2:07.215

BEST LAP TIME : 2:07.227

DIFFERENCE : 0.012

D1: Vincent ABRIL

D2: Adderly FONG

LAP	SECTOR 1	SECTOR 2	SECTOR 3	LAP TIME	MPH	DIFF	TIME OF DAY	
1 - D1	OUTLAP	52.283	126.1	54.875			09:32:26.446	
2 - D1	27.998	50.219	157.5	52.507	2:10.724	94.48	3.497	09:34:37.170
3 - D1	27.623	49.655	154.9	52.438	2:09.746	D 95.21	2.489	09:36:46.886
4 - D1	27.404	49.565	160.5	51.997	2:08.966	D 95.76	1.739	09:38:55.852
5 - D1	27.479	50.060	146.2	IN PIT	2:16.712	P 90.34	9.485	09:41:12.564
6 - D1	OUTLAP	56.501	125.6	54.825	7:06.548	28.95	4:59.321	09:48:19.112
7 - D1	27.426	49.566	161.7	52.059	2:09.051	95.70	1.824	09:50:28.163
8 - D1	27.512	49.008	161.3	55.136	2:11.656	93.81	4.429	09:52:39.819
9 - D1	27.364	48.887	160.5	51.815	2:08.066	D 96.44	0.839	09:54:47.885
10 - D1	27.407	48.812	161.7	51.515	2:07.734	(2) 96.69	0.507	09:56:55.619
11 - D1	OUTLAP	49.459	161.3	55.205	12:05.594	17.02	9:58.367	10:09:01.213
12 - D1	27.245	48.963	162.8	52.001	2:08.209	(3) 96.33	0.982	10:11:09.422
13 - D1	27.176	48.698	162.0	51.353	2:07.227 (1)	97.07		10:13:16.649
14 - D1	27.683	51.802	160.5	54.723	2:14.208	92.02	6.981	10:15:30.857
15 - D1	27.242	49.342	148.4	53.224	2:09.808	95.14	2.581	10:17:40.665
16 - D1	27.224	48.686	154.6	54.272	2:10.182	94.87	2.955	10:19:50.847
17 - D1	27.351	48.934	162.4	51.983	2:08.268	96.28	1.041	10:21:59.115

Weather / Track : Sunny / Dry

Circuit of the Americas

Circuit Length = 3.4308 miles

Start: 09:30 Flag 10:20 End: 10:22

Grand Prix of Texas

SprintX

PRACTICE 1 - Friday September 1st 2017 - SECTOR ANALYSIS

SECTOR 1 = FL to I1, SECTOR 2 = I1 to I2, SECTOR 3 = I2 to FL, DIFF = Difference To Personal Best Lap, P = Crossed Finish Line in Pit Lane, D = Time Disallowed

P9 93 Pro/Pro RealTime Racing				Acura NSX GT3 - Acura/ HPD/ RealTime			
IDEAL LAP TIME : 2:07.244		BEST LAP TIME : 2:07.244		DIFFERENCE : 0.000			
D1: Peter KOX		D2: Mark WILKINS					
LAP	SECTOR 1	SECTOR 2	SECTOR 3	LAP TIME	MPH	DIFF	TIME OF DAY
1 - D1	OUTLAP	55.631	152.5	53.687			09:32:54.929
2 - D1	28.200	49.685	157.9	52.409	2:10.294	94.79	09:35:05.223
3 - D2	28.288	49.284	160.1	52.018	2:09.590	95.30	09:37:14.813
4 - D2	27.746	49.081	159.7	51.819	2:08.646 (2)	96.00	09:39:23.459
5 - D2	27.587	49.042	160.5	IN PIT	2:13.423 P	92.56	09:41:36.882
6 - D2	OUTLAP	49.596	159.0	52.486	6:26.552	31.95	09:48:03.434
7 - D2	27.675	51.967	154.2	52.774	2:12.416	93.27	09:50:15.850
8 - D2	27.987	48.974	160.9	IN PIT	2:13.085 P	92.80	09:52:28.935
9 - D2	OUTLAP	49.525	160.1	52.254	4:26.203	46.39	09:56:55.138
10 - D2	OUTLAP	50.466	160.1	53.220	10:41.283	19.25	10:07:36.421
11 - D2	27.702	48.916	161.7	52.275	2:08.893 (3)	95.82	10:09:45.314
12 - D2	27.793	49.446	157.9	IN PIT	2:13.896 P	92.24	10:11:59.210
13 - D2	OUTLAP	51.750	139.2	53.320	5:03.662	40.67	10:17:02.872
14 - D2	27.586	49.006	157.9	52.579	2:09.171	95.61	10:19:12.043
15 - D2	27.415	48.608	160.9	51.221	2:07.244 (1)	97.06	10:21:19.287

P10 77 Pro/Am Calvert Dynamics				Porsche 911 GT3 R - Calvert Dynamics/ Phoenix Performance/			
IDEAL LAP TIME : 2:07.182		BEST LAP TIME : 2:07.340		DIFFERENCE : 0.158			
D1: Preston CALVERT		D2: Alec UDELL					
LAP	SECTOR 1	SECTOR 2	SECTOR 3	LAP TIME	MPH	DIFF	TIME OF DAY
1 - D2	OUTLAP	51.723	151.1	53.691			09:32:20.121
2 - D2	27.688	49.414	156.7	52.664	2:09.766	95.17	09:34:29.887
3 - D2	27.223	49.446	159.7	52.470	2:09.139 (3)	95.64	09:36:39.026
4 - D2	27.614	50.765	159.4	IN PIT	2:15.996 P	90.81	09:38:55.022
5 - D2	OUTLAP	54.746	143.0	52.869	5:18.343	38.79	09:44:13.365
6 - D2	27.119	48.864	160.5	53.139	2:09.122 (2)	95.65	09:46:22.487
7 - D2	26.969	49.022	159.7	51.349	2:07.340 (1)	96.99	09:48:29.827
8 - D2	27.004	48.871	159.0	IN PIT	2:12.179 P	93.44	09:50:42.006
9 - D1	OUTLAP	55.030	157.5	54.668	3:56.744	52.16	09:54:38.750
10 - D1	29.116	51.086	158.2	53.566	2:13.768	92.33	09:56:52.518
11 - D1	OUTLAP	51.400	145.8	54.277	10:43.737	19.18	10:07:36.255
12 - D1	28.664	50.969	155.7	54.259	2:13.892	92.24	10:09:50.147
13 - D1	27.810	51.105	158.6	53.057	2:11.972	93.58	10:12:02.119
14 - D1	28.081	50.838	159.0	52.840	2:11.759	93.73	10:14:13.878
15 - D1	28.021	50.482	159.0	53.091	2:11.594	93.85	10:16:25.472
16 - D1	27.746	50.368	158.6	52.887	2:11.001	94.28	10:18:36.473
17 - D1	27.983	50.232	160.1	55.300	2:13.515	92.50	10:20:49.988

P11 99 Pro/Pro Gainsco/Bob Stallings Racing				Porsche 911 GT3 R - Gainsco Auto Insurance			
IDEAL LAP TIME : 2:07.395		BEST LAP TIME : 2:07.640		DIFFERENCE : 0.245			
D1: Jon FOGARTY		D2: Wolf HENZLER					
LAP	SECTOR 1	SECTOR 2	SECTOR 3	LAP TIME	MPH	DIFF	TIME OF DAY
1 - D1	OUTLAP	54.381	156.4	IN PIT		P	09:33:04.008
2 - D1	OUTLAP	49.751	157.9	52.079	2:33.345	80.54	09:35:37.353
3 - D1	27.416	48.989	159.4	51.903	2:08.308	96.25	09:37:45.661
4 - D1	27.813	49.596	160.1	51.798	2:09.207	95.59	09:39:54.868
5 - D1	27.269	49.185	160.9	52.044	2:08.498 D	96.11	09:42:03.366
6 - D1	27.238	48.867	159.7	51.535	2:07.640 (1)	96.76	09:44:11.006
7 - D1	27.163	48.946	158.2	IN PIT	2:14.665 P	91.71	09:46:25.671
8 - D1	OUTLAP	49.104	160.1	51.773	5:56.685	34.62	09:52:22.356
9 - D1	27.684	50.644	160.5	51.814	2:10.142	94.90	09:54:32.498
10 - D1	27.195	49.080	159.4	IN PIT	2:12.635 P	93.11	09:56:45.133

Weather / Track : Sunny / Dry

Circuit of the Americas

Circuit Length = 3.4308 miles

Start: 09:30 Flag 10:20 End: 10:22

Grand Prix of Texas

SprintX

PRACTICE 1 - Friday September 1st 2017 - SECTOR ANALYSIS

SECTOR 1 = FL to I1, SECTOR 2 = I1 to I2, SECTOR 3 = I2 to FL, DIFF = Difference To Personal Best Lap, P = Crossed Finish Line in Pit Lane, D = Time Disallowed

11 - D2	OUTLAP	50.134	158.6	54.614	10:44.859	19.15	8:37.219	10:07:29.992
12 - D2	27.218	48.851	161.3	51.975	2:08.044 (3)	96.45	0.404	10:09:38.036
13 - D2	27.195	48.882	160.1	51.924	2:08.001 (2)	96.49	0.361	10:11:46.037
14 - D2	27.226	48.697	160.1	IN PIT	2:11.196 P	94.14	3.556	10:13:57.233

P12 44 Pro/Am Magnus Racing

Audi RS 8 LMS -

IDEAL LAP TIME : 2:07.609 BEST LAP TIME : 2:07.687

DIFFERENCE : 0.078

D1: John POTTER D2: Marco SEEFRIED

LAP	SECTOR 1	SECTOR 2	SECTOR 3	LAP TIME	MPH	DIFF	TIME OF DAY
1 - D2	OUTLAP	54.735	118.3	54.746			09:32:42.774
2 - D2	28.187	50.285	157.1	52.165	2:10.637	2.950	09:34:53.411
3 - D2	27.485	49.386	153.5	52.144	2:09.015 (3)	1.328	09:37:02.426
4 - D2	27.465	49.456	158.2	51.669	2:08.590 D	0.903	09:39:11.016
5 - D2	27.397	49.069	157.9	51.221	2:07.687 (1)	96.72	09:41:18.703
6 - D2	28.920	51.638	157.1	IN PIT	2:17.092 P	9.405	09:43:35.795
7 - D2	OUTLAP	50.833	156.0	52.596	5:32.424	37.15	3:24.737
8 - D2	27.892	49.344	157.9	IN PIT	2:13.072 P	92.81	5.385
9 - D2	OUTLAP	52.368	154.6	53.781	3:58.367	51.81	1:50.680
10 - D2	27.319	49.941	156.4	52.037	2:09.297	95.52	1.610
11 - D1	OUTLAP	54.443	154.6	54.415	10:19.364	19.94	8:11.677
12 - D1	28.278	51.175	157.1	52.128	2:11.581	93.86	3.894
13 - D1	27.946	50.177	157.9	52.314	2:10.437	94.68	2.750
14 - D1	27.680	49.595	157.9	51.947	2:09.222	95.57	1.535
15 - D1	27.753	49.422	157.9	51.536	2:08.711 (2)	95.95	1.024
16 - D1	27.639	49.790	157.9	52.027	2:09.456	95.40	1.769
17 - D1	28.032	49.462	159.4	55.137	2:12.631	93.12	4.944

P13 6 Pro/Pro K-PAX Racing

McLaren 650S GT3 -

IDEAL LAP TIME : 2:07.677 BEST LAP TIME : 2:07.850

DIFFERENCE : 0.173

D1: Bryan SELLERS D2: Michael LEWIS

LAP	SECTOR 1	SECTOR 2	SECTOR 3	LAP TIME	MPH	DIFF	TIME OF DAY
1 - D2	OUTLAP	51.115	151.8	52.812			09:32:15.873
2 - D2	27.644	49.435	155.3	51.702	2:08.781 (3)	95.90	0.931
3 - D2	27.867	49.618	155.7	51.881	2:09.366	95.47	1.516
4 - D2	27.378	49.034	157.9	52.893	2:09.305 D	95.51	1.455
5 - D2	27.499	49.724	156.0	IN PIT	2:12.401 P	93.28	4.551
6 - D2	OUTLAP	49.817	155.3	51.976	3:28.749	59.16	1:20.899
7 - D2	27.801	49.711	156.4	IN PIT	2:13.040 P	92.83	5.190
8 - D2	OUTLAP	51.371	154.9	53.892	3:40.140	56.10	1:32.290
9 - D2	27.705	49.080	157.1	IN PIT	2:11.961 P	93.59	4.111
10 - D2	OUTLAP	50.433	156.4	52.184	3:07.655	65.81	59.805
11 - D2	27.750	49.451	158.2	52.156	2:09.357	95.47	1.507
12 - D1	OUTLAP	50.979	154.9	51.870	11:20.547	18.14	9:12.697
13 - D1	27.598	49.144	156.4	51.429	2:08.171 (2)	96.36	0.321
14 - D1	27.763	49.499	151.8	55.966	2:13.228	92.70	5.378
15 - D1	27.459	49.126	157.1	51.265	2:07.850 (1)	96.60	10:15:36.424
16 - D1	27.840	49.068	157.5	IN PIT	2:13.714 P	92.36	5.864

P14 4 Pro/Pro Magnus Racing

Audi RS 8 LMS -

IDEAL LAP TIME : 2:07.348 BEST LAP TIME : 2:07.885

DIFFERENCE : 0.537

D1: Pierre KAFFER D2: Spencer PUMPELLY

LAP	SECTOR 1	SECTOR 2	SECTOR 3	LAP TIME	MPH	DIFF	TIME OF DAY
1 - D1	OUTLAP	53.543	150.1	54.331			09:32:34.353
2 - D1	27.991	49.258	158.6	52.079	2:09.328	95.50	1.443
3 - D1	27.721	49.116	158.2	51.605	2:08.442	96.15	0.557
4 - D1	27.719	49.180	157.9	51.617	2:08.516	96.10	0.631
5 - D1	27.811	48.817	158.6	51.843	2:08.471	96.13	0.586

Circuit of the Americas

Circuit Length = 3.4308 miles

Start: 09:30 Flag 10:20 End: 10:22

Weather / Track : Sunny / Dry

Grand Prix of Texas

SprintX

PRACTICE 1 - Friday September 1st 2017 - SECTOR ANALYSIS

SECTOR 1 = FL to I1, SECTOR 2 = I1 to I2, SECTOR 3 = I2 to FL, DIFF = Difference To Personal Best Lap, P = Crossed Finish Line in Pit Lane, D = Time Disallowed

6 - D1	27.529	49.216	157.5	51.610	2:08.355	(3)	96.22	0.470	09:43:17.465
7 - D1	28.225	50.695	153.5	IN PIT	2:18.318	P	89.29	10.433	09:45:35.783
8 - D1	OUTLAP	49.593	158.2	52.101	5:12.896		39.47	3:05.011	09:50:48.679
9 - D1	27.679	48.929	159.4	52.622	2:09.230		95.57	1.345	09:52:57.909
10 - D1	27.741	49.403	157.5	IN PIT	2:13.914	P	92.23	6.029	09:55:11.823
11 - D1	OUTLAP	49.287	158.2	52.937	12:26.964		16.53	10:19.079	10:07:38.787
12 - D1	27.454	49.336	159.4	52.224	2:09.014		95.73	1.129	10:09:47.801
13 - D1	27.355	48.527	160.1	51.495	2:07.377	D	96.96		10:11:55.178
14 - D1	27.455	48.697	148.7	51.937	2:08.089	(2)	96.42	0.204	10:14:03.267
15 - D1	27.496	49.509	159.0	51.858	2:08.863		95.84	0.978	10:16:12.130
16 - D1	27.467	48.729	157.9	52.415	2:08.611	D	96.03	0.726	10:18:20.741
17 - D1	27.508	48.911	157.9	51.466	2:07.885	(1)	96.57		10:20:28.626

P15 9 Pro/Pro K-PAX Racing

McLaren 650S GT3 -

IDEAL LAP TIME : 2:07.835 BEST LAP TIME : 2:08.138

DIFFERENCE : 0.303

D1: Alvaro PARENTE D2: Ben BARNICOAT

LAP	SECTOR 1	SECTOR 2	SECTOR 3	LAP TIME	MPH	DIFF	TIME OF DAY		
1 - D1	OUTLAP	53.299	152.5	54.495			09:32:33.489		
2 - D1	27.621	48.841	157.5	51.822	2:08.284	(3)	96.27	0.146	09:34:41.773
3 - D1	27.343	49.142	157.5	51.655	2:08.140	(2)	96.38	0.002	09:36:49.913
4 - D1	27.339	48.994	157.9	51.805	2:08.138	(1)	96.38		09:38:58.051
5 - D1	27.560	49.066	158.2	IN PIT	2:15.679	P	91.03	7.541	09:41:13.730
6 - D1	OUTLAP	54.652	138.0	56.397	5:51.193	D	35.16	3:43.055	09:47:04.923
7 - D1	27.541	49.004	157.5	51.767	2:08.342	D	96.25	0.174	09:49:13.235
8 - D1	27.372	48.847	159.4	52.066	2:08.285		96.27	0.147	09:51:21.520
9 - D1	29.712	51.392	157.1	IN PIT	2:17.344	P	89.92	9.206	09:53:38.864
10 - D1	OUTLAP	49.599	156.4	52.124	3:04.838	D	66.82	56.700	09:56:43.702
11 - D2	OUTLAP	52.494	156.4	54.199	11:04.070		18.59	8:55.932	10:07:47.772
12 - D2	27.649	50.075	158.6	52.630	2:10.354		94.74	2.216	10:09:58.126
13 - D2	27.439	49.202	158.6	52.492	2:09.133		95.64	0.995	10:12:07.259
14 - D2	27.504	49.180	158.2	IN PIT	2:12.113	P	93.48	3.975	10:14:19.372
15 - D2	OUTLAP	49.492	157.9	52.198	3:48.418		54.07	1:40.280	10:18:07.790
16 - D2	27.611	49.116	158.2	52.596	2:09.323		95.50	1.185	10:20:17.113

P16 16 Pro/Am Wright Motorsports

Porsche 911 GT3 R - Wright Motorsports

IDEAL LAP TIME : 2:07.849 BEST LAP TIME : 2:08.400

DIFFERENCE : 0.551

D1: Michael SCHEIN D2: Jan HEYLEN

LAP	SECTOR 1	SECTOR 2	SECTOR 3	LAP TIME	MPH	DIFF	TIME OF DAY		
1 - D2	OUTLAP	54.175	132.6	56.712			09:33:15.045		
2 - D2	27.883	50.188	159.4	IN PIT	2:14.531	P	91.80	6.131	09:35:29.576
3 - D1	OUTLAP	51.453	157.5	53.625	3:37.722		56.72	1:29.322	09:39:07.298
4 - D1	27.597	49.644	158.2	IN PIT	2:13.496	P	92.51	5.096	09:41:20.794
5 - D1	OUTLAP	51.896	157.1	52.809	4:39.936		44.12	2:31.536	09:46:00.730
6 - D1	27.514	49.895	159.0	51.949	2:09.358	(2)	95.47	0.958	09:48:10.088
7 - D1	27.248	51.769	160.1	53.299	2:12.316	(3)	93.34	3.916	09:50:22.404
8 - D1	27.084	49.232	159.0	51.873	2:08.189	D	96.34		09:52:30.593
9 - D1	27.297	48.892	160.9	52.211	2:08.400	(1)	96.19		09:54:38.993
10 - D1	27.314	49.749	159.7	IN PIT	2:13.381	P	92.59	4.981	09:56:52.374
11 - D1	OUTLAP	50.297	158.6	54.607	10:46.032		19.11	8:37.632	10:07:38.406
12 - D1	27.421	49.054	160.5	IN PIT	2:13.760	P	92.33	5.360	10:09:52.166
13 - D2	OUTLAP	49.670	159.4	52.941	3:31.413		58.42	1:23.013	10:13:23.579
14 - D2	27.184	48.987	161.7	51.924	2:08.095	D	96.41		10:15:31.674
15 - D2	27.328	51.044	127.3	IN PIT	2:17.869	P	89.58	9.469	10:17:49.543

Weather / Track : Sunny / Dry

Circuit of the Americas

Circuit Length = 3.4308 miles

Start: 09:30 Flag 10:20 End: 10:22

Grand Prix of Texas

SprintX

PRACTICE 1 - Friday September 1st 2017 - SECTOR ANALYSIS

SECTOR 1 = FL to I1, SECTOR 2 = I1 to I2, SECTOR 3 = I2 to FL, DIFF = Difference To Personal Best Lap, P = Crossed Finish Line in Pit Lane, D = Time Disallowed

P17 43 Pro/Pro RealTime Racing				Acura NSX GT3 - Acura/ HPD/ RealTime			
IDEAL LAP TIME : 2:07.397		BEST LAP TIME : 2:08.465		DIFFERENCE : 1.068			
D1: Ryan EVERSLEY		D2: Tom DYER					
LAP	SECTOR 1	SECTOR 2	SECTOR 3	LAP TIME	MPH	DIFF	TIME OF DAY
1 - D1	OUTLAP	55.505	134.7	54.411			09:33:45.262
2 - D1	27.847	50.140	160.9	52.640	2:10.627	94.55	09:35:55.889
3 - D1	27.486	49.353	159.7	51.912	2:08.751 (2)	95.92	09:38:04.640
4 - D1	27.158	49.620	158.6	51.687	2:08.465 (1)	96.14	09:40:13.105
5 - D1	27.209	49.287	159.7	IN PIT	2:12.180 P	93.44	09:42:25.285
6 - D1	OUTLAP	49.975	159.7	52.267	5:31.085	37.30	09:47:56.370
7 - D1	27.556	49.569	160.1	IN PIT	2:18.205 P	89.36	09:50:14.575
8 - D1	OUTLAP	49.637	158.6	52.168	5:31.651	37.24	09:55:46.226
9 - D1	27.248	49.739	159.7	52.486	2:09.473 (3)	95.39	09:57:55.699
10 - D0	OUTLAP	52.336	157.5	53.108	9:50.359 D	20.92	10:07:46.058
11 - D0	28.380	50.208	159.0	IN PIT	2:15.099 P	91.42	10:10:01.157
12 - D0	OUTLAP	57.291	129.0	58.930	4:23.941	46.79	10:14:25.098
13 - D0	27.728	49.196	129.3	55.408	2:12.332	93.33	10:16:37.430
14 - D0	27.304	48.717	159.7	51.522	2:07.543 D	96.83	10:18:44.973
15 - D0	27.432	48.725	160.5	IN PIT	2:12.520 P	93.20	10:20:57.493

P18 82 Pro/Am McCann Racing				Audi RS-8 LMS - McCann Racing			
IDEAL LAP TIME : 2:08.317		BEST LAP TIME : 2:08.561		DIFFERENCE : 0.244			
D1: Mike SKEEN		D2: Michael MCCANN					
LAP	SECTOR 1	SECTOR 2	SECTOR 3	LAP TIME	MPH	DIFF	TIME OF DAY
1 - D1	OUTLAP	54.641	130.5	55.610			09:32:44.321
2 - D1	28.383	50.941	159.0	52.743	2:12.067	93.52	09:34:56.388
3 - D1	27.622	49.586	159.4	51.981	2:09.189 (2)	95.60	09:37:05.577
4 - D1	28.287	50.861	159.4	51.832	2:10.980 (3)	94.29	09:39:16.557
5 - D1	27.566	49.140	159.0	51.855	2:08.561 (1)	96.07	09:41:25.118
6 - D1	27.441	49.498	159.4	IN PIT	2:12.894 P	92.93	09:43:38.012
7 - D1	OUTLAP	50.495	159.7	52.256	4:53.477	42.08	09:48:31.489
8 - D1	27.455	49.085	160.1	51.791	2:08.334 D	96.24	09:50:39.820
9 - D1	27.781	51.060	159.7	IN PIT	2:15.577 P	91.09	09:52:55.397
10 - D2	OUTLAP	53.601	156.4	56.145	15:18.448	13.44	10:08:13.845
11 - D2	30.381	54.467	150.4	55.880	2:20.728	87.76	10:10:34.573
12 - D2	29.695	53.336	158.2	54.752	2:17.783	89.64	10:12:52.356
13 - D2	29.565	51.918	158.6	54.059	2:15.542	91.12	10:15:07.898
14 - D2	28.425	52.166	158.2	53.663	2:14.254	91.99	10:17:22.152
15 - D2	28.541	51.323	159.0	53.917	2:13.781	92.32	10:19:35.933
16 - D2	28.656	50.666	158.6	54.078	2:13.400	92.58	10:21:49.333

P19 54 Pro/Am Black Swan Racing				Mercedes AMG GT3 -			
IDEAL LAP TIME : 2:08.495		BEST LAP TIME : 2:08.952		DIFFERENCE : 0.457			
D1: Tim PAPPAS		D2: Jeroen BLEEKEMOLEN					
LAP	SECTOR 1	SECTOR 2	SECTOR 3	LAP TIME	MPH	DIFF	TIME OF DAY
1 - D1	OUTLAP	55.189	133.4	54.862			09:33:17.657
2 - D1	28.792	50.430	156.0	53.580	2:12.802	93.00	09:35:30.459
3 - D1	28.076	49.862	158.2	54.069	2:12.007	93.56	09:37:42.466
4 - D1	28.184	49.817	156.7	52.773	2:10.774	94.44	09:39:53.240
5 - D1	27.951	49.978	157.5	53.560	2:11.489	93.93	09:42:04.729
6 - D1	27.874	49.967	157.5	52.654	2:10.495	94.64	09:44:15.224
7 - D1	27.917	49.644	157.9	52.516	2:10.077 D	94.95	09:46:25.301
8 - D1	28.017	50.000	156.4	52.780	2:10.797	94.42	09:48:36.098
9 - D1	28.069	50.256	157.5	52.868	2:11.193	94.14	09:50:47.291
10 - D1	27.792	49.508	157.9	IN PIT	2:15.497 P	91.15	09:53:02.788
11 - D1	OUTLAP	52.119	152.5	53.514	4:42.328	43.74	09:57:45.116

Weather / Track : Sunny / Dry

Circuit of the Americas

Circuit Length = 3.4308 miles

Start: 09:30 Flag 10:20 End: 10:22

Grand Prix of Texas

SprintX

PRACTICE 1 - Friday September 1st 2017 - SECTOR ANALYSIS

SECTOR 1 = FL to I1, SECTOR 2 = I1 to I2, SECTOR 3 = I2 to FL, DIFF = Difference To Personal Best Lap, P = Crossed Finish Line in Pit Lane, D = Time Disallowed

12 - D1	OUTLAP	50.505	158.6	52.739	9:49.212	20.96	7:40.260	10:07:34.328
13 - D1	27.651	49.484	157.9	52.347	2:09.482 (3)	95.38	0.530	10:09:43.810
14 - D1	27.735	49.600	158.6	52.438	2:09.773	95.17	0.821	10:11:53.583
15 - D1	27.506	49.834	158.2	51.870	2:09.210 (2)	95.58	0.258	10:14:02.793
16 - D1	27.675	49.318	158.2	53.056	2:10.049	94.97	1.097	10:16:12.842
17 - D1	27.693	49.547	158.6	52.301	2:09.541	95.34	0.589	10:18:22.383
18 - D1	27.557	49.119	158.6	52.276	2:08.952 (1)	95.77		10:20:31.335

P20 24 Am/Am M1GT Racing

Audi RS-8 LMS - Tampa Bay Jaw Surgery / Surgery Centres of .

IDEAL LAP TIME : 2:09.592 BEST LAP TIME : 2:09.741 DIFFERENCE : 0.149
D1: Walt BOWLIN D2: Lars BILJONE

LAP	SECTOR 1	SECTOR 2	SECTOR 3	LAP TIME	MPH	DIFF	TIME OF DAY	
1 - D2	OUTLAP	59.811	130.3	56.340			09:33:01.322	
2 - D2	28.553	51.227	157.5	55.599	2:15.379	91.23	5.638	09:35:16.701
3 - D2	27.720	49.656	158.2	52.396	2:09.772 (2)	95.17	0.031	09:37:26.473
4 - D2	28.356	49.568	157.9	53.893	2:11.817	93.69	2.076	09:39:38.290
5 - D2	27.847	51.438	153.5	IN PIT	2:13.940 P	92.21	4.199	09:41:52.230
6 - D2	OUTLAP	50.914	156.7	53.475	4:47.458	42.96	2:37.717	09:46:39.688
7 - D2	27.774	49.608	157.9	52.359	2:09.741 (1)	95.19		09:48:49.429
8 - D2	27.827	49.763	157.9	52.618	2:10.208 (3)	94.85	0.467	09:50:59.637
9 - D2	28.004	49.513	158.6	IN PIT	2:17.337 P	89.93	7.596	09:53:16.974
10 - D2	OUTLAP	54.068	146.5	58.390	14:48.088	13.90	12:38.347	10:08:05.062
11 - D2	29.934	52.562	154.6	56.106	2:18.602	89.11	8.861	10:10:23.664
12 - D2	29.313	52.119	150.1	56.067	2:17.499	89.82	7.758	10:12:41.163
13 - D2	29.618	52.243	144.6	55.530	2:17.391	89.89	7.650	10:14:58.554
14 - D2	29.817	52.999	146.2	55.562	2:18.378	89.25	8.637	10:17:16.932
15 - D2	29.079	1:03.398	119.1	IN PIT	2:52.164 P	71.73	42.423	10:20:09.096

P21 30 Am/Am MOMO/NGT Motorsports

Ferrari 458 GT3 - Momo / Safecraft

IDEAL LAP TIME : 2:10.153 BEST LAP TIME : 2:10.835 DIFFERENCE : 0.682
D1: Henrique CISNEROS D2: Peter LUDWIG

LAP	SECTOR 1	SECTOR 2	SECTOR 3	LAP TIME	MPH	DIFF	TIME OF DAY	
1 - D1			IN PIT				09:31:22.363	
2 - D1	OUTLAP	54.682	132.3	55.851	2:45.171	74.77	34.336	09:34:07.534
3 - D1	28.619	50.156	160.1	53.952	2:12.727	93.05	1.892	09:36:20.261
4 - D1	28.064	49.813	162.0	53.195	2:11.072 D	94.22	0.237	09:38:31.333
5 - D1	27.948	49.492	164.4	IN PIT	2:17.891 P	89.57	7.056	09:40:49.224
6 - D1	OUTLAP	50.067	162.0	53.026	2:33.155 D	80.64	22.320	09:43:22.379
7 - D1	28.311	49.980	163.2	53.565	2:11.856	93.66	1.021	09:45:34.235
8 - D1	28.014	49.780	162.0	53.522	2:11.316 (2)	94.05	0.481	09:47:45.551
9 - D1	27.823	49.667	157.1	53.345	2:10.835 (1)	94.40		09:49:56.386
10 - D1	28.112	49.914	162.4	IN PIT	2:18.109 P	89.42	7.274	09:52:14.495
11 - D2	OUTLAP	50.824	156.0	54.410	4:36.344 D	44.69	2:25.506	09:56:50.836
12 - D2	OUTLAP	51.209	160.5	54.575	10:34.500	19.46	8:23.665	10:07:25.336
13 - D2	28.807	50.415	162.8	54.293	2:13.545 D	92.50	2.680	10:09:38.851
14 - D2	27.835	50.181	160.9	53.668	2:11.684 (3)	93.79	0.849	10:11:50.535
15 - D2	28.150	52.528	146.8	54.809	2:15.487	91.15	4.652	10:14:06.022
16 - D2	27.986	50.741	158.2	54.456	2:13.183	92.73	2.348	10:16:19.205
17 - D2	27.635	50.549	158.2	IN PIT	2:17.393 P	89.89	6.558	10:18:36.598

P22 23 Am/Am M1GT Racing

Audi R8 LMS Ultra - Tampa Bay Jaw Surgery/ Surgery Centers

IDEAL LAP TIME : 2:12.060 BEST LAP TIME : 2:12.070 DIFFERENCE : 0.010
D1: James DAYSON D2: Jason BELL

LAP	SECTOR 1	SECTOR 2	SECTOR 3	LAP TIME	MPH	DIFF	TIME OF DAY	
1 - D0	OUTLAP	57.098	142.4	57.480			09:32:49.699	
2 - D0	29.366	51.506	157.1	54.034	2:14.906	91.55	2.836	09:35:04.605
3 - D0	29.365	50.901	154.2	53.791	2:14.057	92.13	1.987	09:37:18.662

Weather / Track : Sunny / Dry

Circuit of the Americas

Circuit Length = 3.4308 miles

Start: 09:30 Flag 10:20 End: 10:22

Grand Prix of Texas

SprintX

PRACTICE 1 - Friday September 1st 2017 - SECTOR ANALYSIS

SECTOR 1 = FL to I1, SECTOR 2 = I1 to I2, SECTOR 3 = I2 to FL, DIFF = Difference To Personal Best Lap, P = Crossed Finish Line in Pit Lane, D = Time Disallowed

Lap	Driver	S1	S2	S3	Time	MPH	Diff	Time of Day
4 - D0	28.161	50.666	156.0	53.243	2:12.070 (1)	93.51		09:39:30.732
5 - D0	28.517	50.656	153.9	53.375	2:12.548 D	93.18	0.478	09:41:43.280
6 - D0	33.739	52.539	157.9	55.974	2:22.252 D	86.82	10.182	09:44:05.532
7 - D0	29.294	51.824	157.9	54.795	2:15.913	90.87	3.843	09:46:21.445
8 - D0	35.279	51.115	153.2	54.152	2:20.546	87.87	8.476	09:48:41.991
9 - D0	28.613	50.978	158.6	53.774	2:13.365	(2) 92.60	1.295	09:50:55.356
10 - D0	28.541	51.116	158.2	IN PIT	2:20.326 P	88.01	8.256	09:53:15.682
11 - D0	OUTLAP	54.215	148.7	55.990	5:25.228	37.97	3:13.158	09:58:40.910
12 - D1	OUTLAP	57.623	117.9	58.199	9:13.935	22.29	7:01.865	10:07:54.845
13 - D1	29.396	52.452	148.4	55.962	2:17.810	89.62	5.740	10:10:12.655
14 - D1	29.509	54.032	157.9	54.802	2:18.343	89.27	6.273	10:12:30.998
15 - D1	28.812	51.072	159.7	53.878	2:13.762 D	92.33	1.692	10:14:44.760
16 - D1	29.512	51.243	159.0	53.910	2:14.665	91.71	2.595	10:16:59.425
17 - D1	28.694	50.821	159.4	54.707	2:14.222	92.01	2.152	10:19:13.647
18 - D1	28.610	51.103	159.7	53.688	2:13.401 (3)	92.58	1.331	10:21:27.048

P23 04 Am/Am De La Torre Racing

Aston Martin Vantage GT3 - Delgac

IDEAL LAP TIME : 2:11.920

BEST LAP TIME : 2:12.105

DIFFERENCE : 0.185

D1: Jorge DE LA TORRE D2: Ate DE JONG

LAP	SECTOR 1	SECTOR 2	SECTOR 3	LAP TIME	MPH	DIFF	TIME OF DAY	
1 - D1	OUTLAP	59.718	122.2	1:01.042			09:33:29.227	
2 - D1	30.534	53.960	150.1	56.548	2:21.042	87.56	8.937	09:35:50.269
3 - D1	30.268	53.130	141.5	57.644	2:21.042	87.56	8.937	09:38:11.311
4 - D1	30.883	54.646	150.8	1:03.115	2:28.644	83.09	16.539	09:40:39.955
5 - D1	31.274	55.016	130.5	IN PIT	2:33.506 P	80.45	21.401	09:43:13.461
6 - D1	OUTLAP	56.392	130.5	1:00.706	6:34.116	31.33	4:22.011	09:49:47.577
7 - D1	29.966	53.944	150.1	1:03.700	2:27.610	83.67	15.505	09:52:15.187
8 - D1	32.230	1:00.634	118.1	IN PIT	2:40.254 P	77.07	28.149	09:54:55.441
9 - D1	OUTLAP	58.347	147.4	57.139	13:21.463	15.41	11:09.358	10:08:16.904
10 - D1	28.532	52.072	159.0	54.645	2:15.249	91.31	3.144	10:10:32.153
11 - D1	28.180	51.028	163.2	53.439	2:12.647 D	93.11	0.542	10:12:44.800
12 - D1	28.195	50.556	157.9	55.256	2:14.007 (3)	92.16	1.902	10:14:58.807
13 - D1	28.485	50.683	161.7	54.544	2:13.712 (2)	92.36	1.607	10:17:12.519
14 - D1	28.205	50.301	161.3	53.599	2:12.105 (1)	93.49		10:19:24.624
15 - D1	28.226	50.895	163.2	IN PIT	2:19.677 P	88.42	7.572	10:21:44.301

P24 55 Pro/Am Dream Racing Motorsport

Lamborghini Huracan Super Trofeo -

IDEAL LAP TIME : 2:12.518

BEST LAP TIME : 2:12.535

DIFFERENCE : 0.017

D1: Yuki HARATA D2: Alessandro BRESSAN

LAP	SECTOR 1	SECTOR 2	SECTOR 3	LAP TIME	MPH	DIFF	TIME OF DAY	
1 - D2	OUTLAP	55.457	149.4	55.263			09:34:13.908	
2 - D2	28.823	51.923	150.8	54.147	2:14.893 D	91.56	2.358	09:36:28.801
3 - D2	28.650	51.725	152.1	54.644	2:15.049 D	91.47	2.484	09:38:43.820
4 - D2	28.673	51.553	152.5	53.813	2:14.039	92.14	1.504	09:40:57.859
5 - D2	28.406	51.210	151.4	53.785	2:13.401 (3)	92.58	0.866	09:43:11.260
6 - D2	30.460	52.744	150.1	IN PIT	2:21.203 P	87.46	8.668	09:45:32.463
7 - D2	OUTLAP	52.617	149.7	54.999	4:04.721	50.46	1:52.186	09:49:37.184
8 - D1	29.544	54.460	148.4	55.151	2:19.155 D	88.75	6.620	09:51:56.339
9 - D1	28.895	51.853	150.1	54.028	2:14.776 D	91.64	2.241	09:54:11.115
10 - D1	28.873	53.343	147.1	IN PIT	2:21.545 P	87.25	9.010	09:56:32.660
11 - D1	OUTLAP	54.569	145.8	55.254	12:51.889	16.00	10:39.354	10:09:24.549
12 - D1	28.606	51.214	149.1	53.088	2:12.908 (2)	92.92	0.373	10:11:37.457
13 - D1	28.405	51.025	149.4	53.105	2:12.535 (1)	93.18		10:13:49.992
14 - D1	30.467	54.212	138.0	IN PIT	2:25.854 P	84.67	13.319	10:16:15.846

Weather / Track : Sunny / Dry

Circuit of the Americas

Circuit Length = 3.4308 miles

Start: 09:30 Flag 10:20 End: 10:22

Grand Prix of Texas

SprintX

PRACTICE 1 - Friday September 1st 2017 - SECTOR ANALYSIS

SECTOR 1 = FL to I1, SECTOR 2 = I1 to I2, SECTOR 3 = I2 to FL, DIFF = Difference To Personal Best Lap, P = Crossed Finish Line in Pit Lane, D = Time Disallowed

P25 22 Am/Am Ferrari Fort Lauderdale							
IDEAL LAP TIME : 2:12.025		BEST LAP TIME : 2:12.545		DIFFERENCE : 0.520			
D1: Francesco PIOVANETTI							
LAP	SECTOR 1	SECTOR 2	SECTOR 3	LAP TIME	MPH	DIFF	TIME OF DAY
1 - D0	OUTLAP	56.314	104.6	56.751			09:33:00.772
2 - D0	28.771	50.361	159.7	53.413	2:12.545 (1)	93.18	09:35:13.317
3 - D0	28.251	50.679	160.1	53.865	2:12.795 (2)	0.250	09:37:26.112
4 - D0	30.601	50.866	159.7	IN PIT	2:19.085 P	6.540	09:39:45.197
5 - D0	OUTLAP	55.919	145.2	57.306	5:49.457	35.34	3:36.912 09:45:34.654
6 - D0	30.912	54.941	159.7	55.578	2:21.431	8.886	09:47:56.085
7 - D0	30.057	1:07.217	137.2	57.616	2:34.890	22.345	09:50:30.975
8 - D0	30.086	52.570	155.7	56.380	2:19.036	6.491	09:52:50.011
9 - D0	29.742	52.592	160.1	56.233	2:18.567 D	6.022	09:55:08.578
10 - D0	29.724	52.614	160.1	56.732	2:19.070	6.525	09:57:27.648
11 - D0	OUTLAP	58.838	97.1	59.586	10:57.298	18.79	8:44.753 10:08:24.946
12 - D0	30.608	52.801	157.1	56.116	2:19.525	6.980	10:10:44.471
13 - D0	30.635	52.564	157.5	56.062	2:19.261	6.716	10:13:03.732
14 - D0	29.680	52.668	159.0	56.880	2:19.228	6.683	10:15:22.960
15 - D0	29.870	52.457	159.4	56.417	2:18.744	6.199	10:17:41.704
16 - D0	29.842	52.467	158.6	56.039	2:18.348 (3)	5.803	10:20:00.052

P26 18 Am/Am R3 Motorsports							
IDEAL LAP TIME : 2:12.662		BEST LAP TIME : 2:12.932		DIFFERENCE : 0.270			
D1: Conrad GRUNEWALD D2: James WEILAND							
LAP	SECTOR 1	SECTOR 2	SECTOR 3	LAP TIME	MPH	DIFF	TIME OF DAY
1 - D1	OUTLAP	52.754	144.9	55.643			09:32:35.707
2 - D1	28.598	51.071	160.1	54.047	2:13.716	0.784	09:34:49.423
3 - D1	28.494	51.733	141.8	55.403	2:15.630	2.698	09:37:05.053
4 - D1	28.522	51.336	142.4	54.766	2:14.624	1.692	09:39:19.677
5 - D1	28.454	50.946	161.3	56.173	2:15.573	2.641	09:41:35.250
6 - D1	28.514	50.873	161.7	IN PIT	2:16.481 P	3.549	09:43:51.731
7 - D1	OUTLAP	57.359	146.8	57.036	6:32.381	31.47	4:19.449 09:50:24.112
8 - D1	29.171	51.180	159.7	56.814	2:17.165	4.233	09:52:41.277
9 - D1	28.710	50.913	162.0	54.487	2:14.110	1.178	09:54:55.387
10 - D1	29.664	52.485	159.0	57.566	2:19.715	6.783	09:57:15.102
11 - D1	OUTLAP	54.392	115.9	56.305	10:42.708	19.21	8:29.776 10:07:57.810
12 - D1	28.286	50.628	166.1	54.694	2:13.608	0.676	10:10:11.418
13 - D1	28.471	50.541	160.5	53.920	2:12.932 (1)	92.91	10:12:24.350
14 - D1	28.367	50.789	159.4	53.835	2:12.991 (2)	0.059	10:14:37.341
15 - D1	28.296	50.672	159.0	54.187	2:13.155 (3)	0.223	10:16:50.496
16 - D1	28.483	50.789	156.7	54.228	2:13.500	0.568	10:19:03.996
17 - D1	28.418	50.823	158.6	IN PIT	2:17.083 P	4.151	10:21:21.079

P27 95 Pro/Am Tool Racing							
IDEAL LAP TIME : 2:13.272		BEST LAP TIME : 2:13.814		DIFFERENCE : 0.542			
D1: Erich JOINER D2: Andy LEE							
LAP	SECTOR 1	SECTOR 2	SECTOR 3	LAP TIME	MPH	DIFF	TIME OF DAY
1 - D1	OUTLAP	55.786	131.8	59.026			09:34:20.369
2 - D1	29.794	52.301	147.8	54.728	2:16.823 (3)	3.009	09:36:37.192
3 - D1	29.158	51.830	151.1	54.465	2:15.453 (2)	1.639	09:38:52.645
4 - D1	28.962	51.545	144.0	IN PIT	2:23.860 P	10.046	09:41:16.505
5 - D1	OUTLAP	52.949	149.4	54.960	3:44.567	54.99	1:30.753 09:45:01.072
6 - D1	29.092	51.555	153.5	54.101	2:14.748 D	0.934	09:47:15.820
7 - D1	29.049	51.570	154.2	54.770	2:15.389 D	1.575	09:49:31.209
8 - D1	29.141	52.176	148.4	IN PIT	2:20.467 P	6.653	09:51:51.676
9 - D2	OUTLAP	52.556	146.5	54.618	3:49.047	53.92	1:35.233 09:55:40.723

Circuit of the Americas

Circuit Length = 3.4308 miles

Start: 09:30 Flag 10:20 End: 10:22

Weather / Track : Sunny / Dry

Grand Prix of Texas

SprintX

PRACTICE 1 - Friday September 1st 2017 - SECTOR ANALYSIS

SECTOR 1 = FL to I1, SECTOR 2 = I1 to I2, SECTOR 3 = I2 to FL, DIFF = Difference To Personal Best Lap, P = Crossed Finish Line in Pit Lane, D = Time Disallowed

10 - D2	28.687	51.006	150.4	54.121	2:13.814 (1)	92.29			09:57:54.537
11 - D2	OUTLAP	51.904	153.9	56.321	9:46.110	21.07	7:32.296		10:07:40.647
12 - D2	28.537	51.028	149.7	53.793	2:13.358	D 92.61			10:09:54.005
13 - D2	28.473	51.294	144.0	IN PIT	2:20.479	P 87.91	6.665		10:12:14.484

P28 90 Am/Am Autometrics Motorsports

Porsche 911 GT3 Cup - National Ability Center/ PRISMS

IDEAL LAP TIME : 2:14.790 BEST LAP TIME : 2:15.101

DIFFERENCE : 0.311

D1: Cory FRIEDMAN D2: Joe TOUSSAINT

LAP	SECTOR 1	SECTOR 2	SECTOR 3	LAP TIME	MPH	DIFF	TIME OF DAY	
1 - D1	OUTLAP	57.006	136.6	58.483			09:33:22.348	
2 - D1	29.852	53.467	143.7	56.810	2:20.129	88.13	5.028	09:35:42.477
3 - D1	29.841	52.865	152.8	55.861	2:18.567	89.13	3.466	09:38:01.044
4 - D1	29.644	53.028	148.4	IN PIT	2:22.476	P 86.68	7.375	09:40:23.520
5 - D1	OUTLAP	55.592	125.4	57.276	4:07.523	49.89	1:52.422	09:44:31.043
6 - D1	29.467	52.949	154.6	55.996	2:18.442	D 89.23	3.311	09:46:49.455
7 - D1	29.380	51.841	150.1	56.450	2:17.671	89.71	2.570	09:49:07.126
8 - D1	29.798	52.126	150.4	55.586	2:17.510	89.81	2.409	09:51:24.636
9 - D1	29.131	51.997	154.9	54.997	2:16.125	90.73	1.024	09:53:40.761
10 - D1	29.416	52.057	150.8	IN PIT	2:20.672	P 87.79	5.571	09:56:01.433
11 - D1	OUTLAP	52.107	147.1	54.862	12:23.689	16.60	10:08.588	10:08:25.122
12 - D1	28.628	51.829	149.7	54.660	2:15.117	(2) 91.40	0.016	10:10:40.239
13 - D1	28.553	51.815	154.9	55.193	2:15.561	91.10	0.460	10:12:55.800
14 - D1	28.746	51.577	152.8	54.778	2:15.101 (1)	91.41		10:15:10.901
15 - D1	28.826	51.847	151.8	55.206	2:15.879	90.89	0.778	10:17:26.780
16 - D1	28.755	52.367	152.5	54.921	2:16.043	90.78	0.942	10:19:42.823
17 - D1	28.714	51.757	150.4	54.805	2:15.276	(3) 91.30	0.175	10:21:58.099

P29 03 Am/Am TRG

Porsche Cayman GT4 Clubsport MR - Mobttah Store / LaSalle

IDEAL LAP TIME : 2:18.755 BEST LAP TIME : 2:19.289

DIFFERENCE : 0.534

D1: Craig LYONS D2: Kris WILSON

LAP	SECTOR 1	SECTOR 2	SECTOR 3	LAP TIME	MPH	DIFF	TIME OF DAY	
1 - D2	OUTLAP	54.732	143.7	56.679			09:34:01.779	
2 - D2	30.224	52.882	145.5	56.608	2:19.714	(2) 88.40	0.425	09:36:21.493
3 - D2	30.869	53.914	142.4	IN PIT	2:24.513	P 85.46	5.224	09:38:46.006
4 - D2	OUTLAP	53.781	146.5	56.375	7:38.466	26.93	5:19.177	09:46:24.472
5 - D2	30.297	53.205	149.1	56.229	2:19.731	(3) 88.39	0.442	09:48:44.203
6 - D2	29.798	53.416	146.2	56.075	2:19.289 (1)	88.67		09:51:03.492
7 - D2	30.160	53.705	139.2	IN PIT	2:24.287	P 85.59	4.998	09:53:27.779
8 - D1	OUTLAP	56.164	146.2	58.637	15:19.887	13.42	13:00.598	10:08:47.666
9 - D1	30.881	54.752	148.1	58.696	2:24.329	85.57	5.040	10:11:11.995
10 - D1	30.705	54.543	149.1	57.877	2:23.125	86.29	3.836	10:13:35.120
11 - D1	30.953	55.154	149.1	57.213	2:23.320	86.17	4.031	10:15:58.440
12 - D1	30.454	55.637	148.7	57.603	2:23.694	85.95	4.405	10:18:22.134
13 - D1	30.770	54.466	149.7	57.629	2:22.865	86.45	3.576	10:20:44.999

P30 019 Am/Am Stephen Cameron Racing

BMW M3 E46 - ART RACING

IDEAL LAP TIME : 2:19.411 BEST LAP TIME : 2:19.411

DIFFERENCE : 0.000

D1: Aristotle BALOGH D2: Greg LIEFOOGHE

LAP	SECTOR 1	SECTOR 2	SECTOR 3	LAP TIME	MPH	DIFF	TIME OF DAY	
1 - D2	OUTLAP	54.959	145.8	58.832			09:33:42.442	
2 - D2	30.190	54.055	147.8	56.315	2:20.560	D 87.86	1.149	09:36:03.002
3 - D2	30.101	53.163	149.4	56.147	2:19.411 (1)	88.59		09:38:22.413
4 - D2	30.392	53.439	145.8	IN PIT	2:24.126	P 85.69	4.715	09:40:46.539
5 - D2	OUTLAP	54.736	145.5	56.415	9:48.006	21.00	7:28.595	09:50:34.545
6 - D2	30.141	54.361	144.3	IN PIT	2:24.810	P 85.29	5.399	09:52:59.355
7 - D1	OUTLAP	55.425	145.5	58.339	15:08.861	13.58	12:49.450	10:08:08.216
8 - D1	30.851	55.783	146.2	58.114	2:24.748	(3) 85.32	5.337	10:10:32.964

Circuit of the Americas

Circuit Length = 3.4308 miles

Start: 09:30 Flag 10:20 End: 10:22

Weather / Track : Sunny / Dry

Grand Prix of Texas

SprintX

PRACTICE 1 - Friday September 1st 2017 - SECTOR ANALYSIS

SECTOR 1 = FL to I1, SECTOR 2 = I1 to I2, SECTOR 3 = I2 to FL, DIFF = Difference To Personal Best Lap, P = Crossed Finish Line in Pit Lane, D = Time Disallowed

9 - D1	30.719	55.436	148.1	59.249	2:25.404	84.94	5.993	10:12:58.368
10 - D1	30.435	55.610	143.3	57.864	2:23.909 (2)	85.82	4.498	10:15:22.277
11 - D1	31.213	54.651	136.3	58.921	2:24.785	85.30	5.374	10:17:47.062
12 - D1	30.854	55.979	144.3	58.649	2:25.482 D	84.89	6.071	10:20:12.544

P31 47 Am/Am NOLAsport

Porsche Cayman GT4 Clubsport MR -

IDEAL LAP TIME : 2:19.283

BEST LAP TIME : 2:19.531

DIFFERENCE : 0.248

D1: Mike VESS

D2: Jason HART

LAP	SECTOR 1	SECTOR 2	SECTOR 3	LAP TIME	MPH	DIFF	TIME OF DAY
1 - D2	OUTLAP	1:02.527	119.1	58.566			09:33:03.756
2 - D2	29.975	53.455	147.1	56.177	2:19.607 (2)	0.076	09:35:23.363
3 - D2	29.918	53.342	147.4	56.459	2:19.719 (3)	0.188	09:37:43.082
4 - D2	30.006	53.700	146.2	56.023	2:19.729 D	0.198	09:40:02.811
5 - D2	29.995	53.483	146.5	56.053	2:19.531 (1)	88.51	09:42:22.342
6 - D2	29.992	53.547	146.8	IN PIT	2:21.957 P	2.426	09:44:44.299
7 - D2	OUTLAP	56.815	145.8	59.140	4:51.235	42.40	2:31.704 09:49:35.534
8 - D2	30.883	55.949	147.1	1:12.333	2:39.165	77.59	19.634 09:52:14.699
9 - D2	33.100	58.460	146.8	1:00.445	2:32.005	81.25	12.474 09:54:46.704
10 - D2	31.237	55.377	146.8	58.874	2:25.488 D	5.957	09:57:12.192
11 - D1	OUTLAP	56.486	146.8	1:01.820	10:30.947	19.57	8:11.416 10:07:43.139
12 - D1	30.942	57.029	147.1	58.911	2:26.882	84.08	7.351 10:10:10.021
13 - D1	31.623	57.155	147.1	59.047	2:27.825 D	83.55	8.294 10:12:37.846
14 - D1	31.621	55.429	147.1	58.605	2:25.655	84.79	6.124 10:15:03.501
15 - D1	31.111	55.767	146.5	58.868	2:25.746	84.74	6.215 10:17:29.247
16 - D1	31.283	55.019	146.5	59.108	2:25.410	84.93	5.879 10:19:54.657
17 - D1	30.738	55.014	146.2	58.632	2:24.384	85.54	4.853 10:22:19.041

P32 09 Am/Am TRG-AMR

Aston Martin Vantage GT4 - Lasalle Solutions/Adobe Road Win

IDEAL LAP TIME : 2:19.789

BEST LAP TIME : 2:19.984

DIFFERENCE : 0.195

D1: Sean GIBBONS

D2: Derek DeBOER

LAP	SECTOR 1	SECTOR 2	SECTOR 3	LAP TIME	MPH	DIFF	TIME OF DAY
1 - D1	OUTLAP	57.136	140.6	58.884			09:33:34.493
2 - D1	30.412	55.685	148.1	58.198	2:24.295	85.59	4.311 09:35:58.788
3 - D1	30.812	54.828	148.7	57.747	2:23.387	86.13	3.403 09:38:22.175
4 - D1	31.553	54.593	150.4	58.529	2:24.675	85.37	4.691 09:40:46.850
5 - D1	30.837	55.457	147.1	IN PIT	2:29.820 P	82.43	9.836 09:43:16.670
6 - D1	OUTLAP	55.771	149.4	59.155	3:31.729	58.33	1:11.745 09:46:48.399
7 - D1	31.338	55.165	148.4	58.335	2:24.838	85.27	4.854 09:49:13.237
8 - D1	30.375	54.821	148.7	58.260	2:23.456 D	86.09	3.472 09:51:36.693
9 - D1	30.541	55.112	148.7	57.597	2:23.250	86.21	3.266 09:53:59.943
10 - D1	31.245	55.066	148.7	IN PIT	2:29.433 P	82.65	9.449 09:56:29.376
11 - D1	OUTLAP	56.418	141.5	58.214	12:02.545	17.09	9:42.561 10:08:31.921
12 - D1	30.431	55.038	148.7	56.576	2:22.045 D	86.95	2.061 10:10:53.966
13 - D1	30.061	53.801	149.7	56.122	2:19.984 (1)	88.23	10:13:13.950
14 - D1	29.981	54.260	150.4	56.814	2:21.055 D	87.56	1.071 10:15:35.005
15 - D1	30.905	53.808	148.1	56.693	2:21.406 (3)	87.34	1.422 10:17:56.411
16 - D1	30.089	53.686	150.1	56.258	2:20.033 (2)	88.19	0.049 10:20:16.444

P33 017 Pro/Am Case-it Racing

Porsche Cayman GT4 Clubsport MR - Case-it

IDEAL LAP TIME : 2:20.273

BEST LAP TIME : 2:20.516

DIFFERENCE : 0.243

D1: Adam MERZON

D2: Trent HINDMAN

LAP	SECTOR 1	SECTOR 2	SECTOR 3	LAP TIME	MPH	DIFF	TIME OF DAY
1 - D1	OUTLAP	1:00.393	142.4	1:00.122			09:33:30.533
2 - D1	31.111	55.672	146.2	57.321	2:24.104	85.70	3.588 09:35:54.637
3 - D1	31.144	54.878	145.5	57.602	2:23.624 (3)	85.99	3.108 09:38:18.261
4 - D1	30.842	55.093	144.6	57.904	2:23.839	85.86	3.323 09:40:42.100
5 - D1	30.963	55.452	145.5	58.943	2:25.358	84.96	4.842 09:43:07.458

Circuit of the Americas

Circuit Length = 3.4308 miles

Start: 09:30 Flag 10:20 End: 10:22

Weather / Track : Sunny / Dry

Grand Prix of Texas

SprintX

PRACTICE 1 - Friday September 1st 2017 - SECTOR ANALYSIS

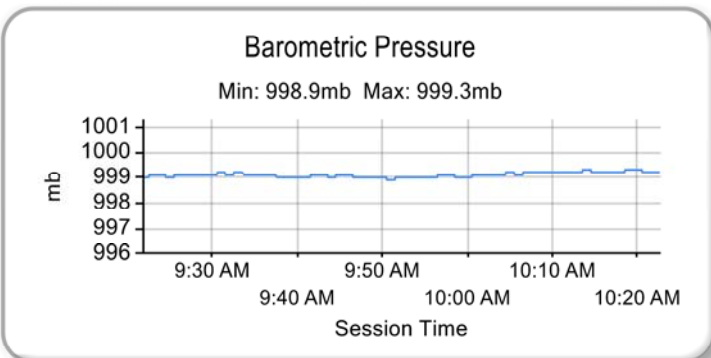
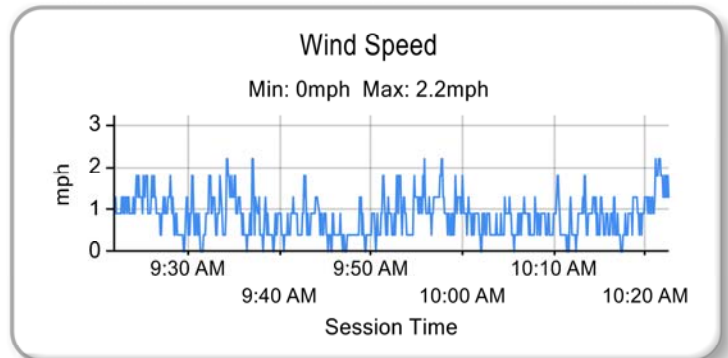
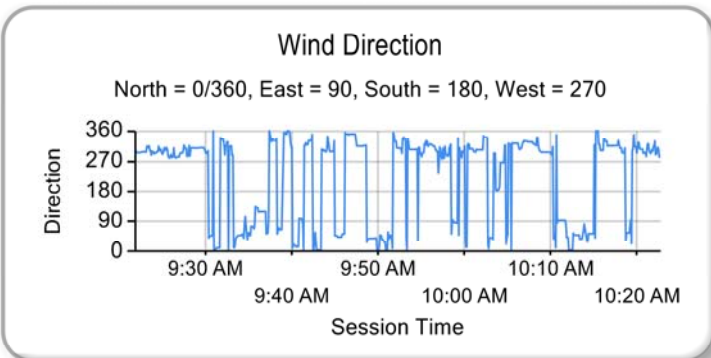
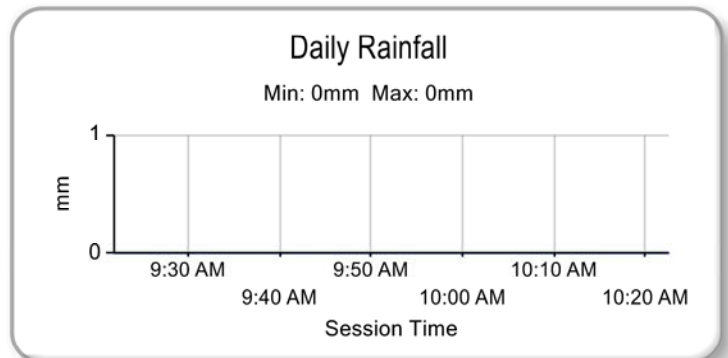
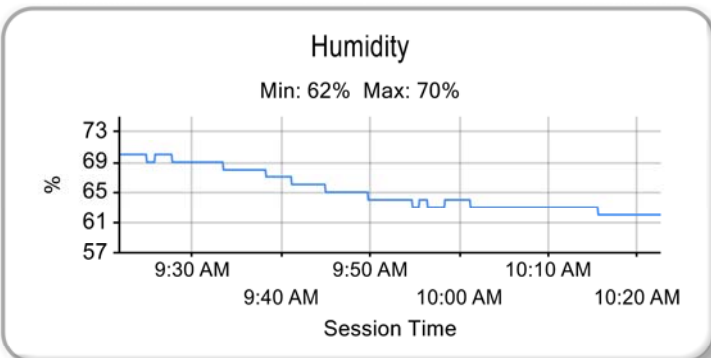
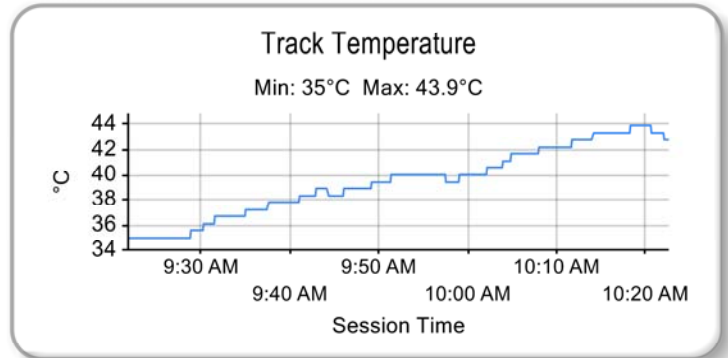
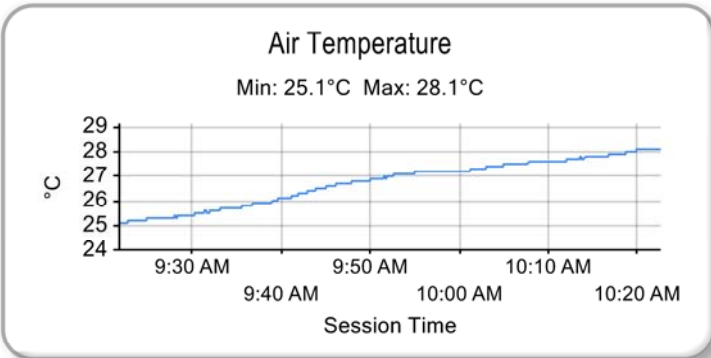
SECTOR 1 = FL to I1, SECTOR 2 = I1 to I2, SECTOR 3 = I2 to FL, DIFF = Difference To Personal Best Lap, P = Crossed Finish Line in Pit Lane, D = Time Disallowed

6 - D1	31.058	55.599	136.1	58.979	2:25.636	84.80	5.120	09:45:33.094
7 - D1	31.900	59.021	129.0	1:01.614	2:32.535	80.97	12.019	09:48:05.629
8 - D1	30.917	56.417	144.9	59.457	2:26.791	84.13	6.275	09:50:32.420
9 - D1	31.034	56.552	146.5	57.706	2:25.292	85.00	4.776	09:52:57.712
10 - D1	31.242	57.199	138.6	59.616	2:28.057	83.41	7.541	09:55:25.769
11 - D1	31.504	55.104	143.0	1:00.084	2:26.692	84.19	6.176	09:57:52.461
12 - D1	OUTLAP	54.276	142.7	56.726	11:00.660	18.69	8:40.144	10:08:53.121
13 - D1	30.311	53.851	145.8	56.445	2:20.607 D	87.83	0.091	10:11:13.728
14 - D1	30.393	54.255	144.9	56.451	2:21.099 D	87.53	0.583	10:13:34.827
15 - D1	31.504	1:04.929	130.8	56.676	2:33.109	80.66	12.593	10:16:07.936
16 - D1	30.575	54.234	146.5	56.207	2:21.016 (2)	87.58	0.500	10:18:28.952
17 - D1	30.513	53.755	146.2	56.248	2:20.516 (1)	87.89		10:20:49.468

Grand Prix of Texas

SprintX

PRACTICE 1 - Friday September 1st 2017 - WEATHER CONDITIONS



Weather / Track : Sunny / Dry

Results can be found at www.tsl-timing.com

Circuit of the Americas
Circuit Length = 3.4308 miles
Start: 09:30 Flag 10:20 End: 10:22

Printed - 10:28 Friday, September 1, 2017

Grand Prix of Texas

SprintX

PRACTICE 2 - Friday September 1st 2017 - CLASSIFICATION



POS	NO	GRP	CL	NAME	ENTRY	LAPS	TIME	GAP	DIFF	MPH	BEST	ON
1	31	GT	Pro/Pro	MANCINELLI / SCHIRO	TR3 Racing - Ferrari 488 GT3 - Italian Shoemaker - Italian Shoemaker	17	50:26.789			97.70	2:06.411	14
2	99	GT	Pro/Pro	FOGARTY / HENZLER	Gainsco/Bob Stallings Racing - Porsche 911 GT3 R - Gainsco	18	50:38.273	0.591	0.591	97.24	2:07.002	16
3	9	GT	Pro/Pro	PARENTE / BARNICOAT	K-PAX Racing - McLaren 650S GT3 -	16	48:30.112	0.821	0.230	97.07	2:07.232	13
4	2	GT	Pro/Pro	MORAD / DALZIEL	CRP Racing - Mercedes AMG GT3 - DeVilbiss/ Emkay - DeVilbiss	15	50:01.886	0.839	0.018	97.06	2:07.250	12
5	8	GT	Pro/Pro	COOPER / TAYLOR	Cadillac Racing - Cadillac ATS-V.R - Cadillac - Cadillac	16	50:06.252	0.926	0.087	96.99	2:07.337	3
6	6	GT	Pro/Pro	SELLERS / LEWIS	K-PAX Racing - McLaren 650S GT3 -	16	49:21.840	1.058	0.132	96.89	2:07.469	15
7	54	GT	Pro/Am	PAPPAS / BLEEKEMOLEN	Black Swan Racing - Mercedes AMG GT3 -	18	49:45.289	1.214	0.156	96.77	2:07.625	15
8	88	GT	Pro/Pro	ABRIL / FONG	Absolute Racing - Bentley Continental GT3 - Absolute Racing/	18	50:37.568	1.218	0.004	96.77	2:07.629	13
9	3	GT	Pro/Pro	TAYLOR / O'CONNELL	Cadillac Racing - Cadillac ATS-V.R - Cadillac - Cadillac	15	49:24.727	1.332	0.114	96.68	2:07.743	3
10	75	GT	Pro/Am	MONTECALVO / SANCHEZ	Always Evolving/AIM Autosport Nissan GT-R Nismo GT3 - Niss	18	50:26.249	1.486	0.154	96.56	2:07.897	17
11	43	GT	Pro/Pro	EVERSLEY / DYER	RealTime Racing - Acura NSX GT3 - Acura/ HPD/ RealTime - /	16	49:42.449	1.557	0.071	96.51	2:07.968	6
12	58	GT	Pro/Pro	LONG / BERGMEISTER	Wright Motorsports - Porsche 911 GT3 R -	18	49:46.757	1.587	0.030	96.49	2:07.998	4
13	16	GT	Pro/Am	SCHEIN / HEYLEN	Wright Motorsports - Porsche 911 GT3 R - Wright Motorsports -	19	50:39.302	1.613	0.026	96.47	2:08.024	8
14	14	GT	Pro/Am	SOFRONAS / JAMINET	GMG Racing - Porsche 911 GT3 R - GMG/ Spyder/ Mobil 1 - G	18	51:10.264	1.663	0.050	96.43	2:08.074	3
15	82	GT	Pro/Am	MCCANN / SKEEN	McCann Racing - Audi RS-8 LMS - McCann Racing - McCann I	18	51:33.091	1.766	0.103	96.35	2:08.177	3
16	44	GT	Pro/Am	POTTER / SEEFRIED	Magnus Racing - Audi RS 8 LMS -	19	51:07.042	2.038	0.272	96.15	2:08.449	19
17	4	GT	Pro/Pro	KAFFER / PUMPELLY	Magnus Racing - Audi RS 8 LMS -	16	50:28.437	2.327	0.289	95.93	2:08.738	2
18	93	GT	Pro/Pro	KOX / WILKINS	RealTime Racing - Acura NSX GT3 - Acura/ HPD/ RealTime - /	15	50:00.292	2.389	0.062	95.89	2:08.800	4
19	77	GT	Pro/Am	CALVERT / UDELL	Calvert Dynamics - Porsche 911 GT3 R - Calvert Dynamics/ P	18	49:23.405	2.517	0.128	95.79	2:08.928	4
20	30	GT	Am/Am	CISNEROS / LUDWIG	MOMO/NGT Motorsports - Ferrari 458 GT3 - Momo / Safecraft	20	51:49.383	4.709	2.192	94.19	2:11.120	14
21	24	GT	Am/Am	VILJONE / BOWLIN	M1GT Racing - Audi RS-8 LMS - Tampa Bay Jaw Surgery / St	16	49:56.453	5.738	1.029	93.46	2:12.149	12
22	18	GT Cup	Am/Am	GRUNEWALD / WEILAND	R3 Motorsports - Ferrari Challenge -	19	50:39.085	5.908	0.170	93.34	2:12.319	2
23	04	GT	Am/Am	DE LA TORRE / DE JONG	De La Torre Racing - Aston Martin Vantage GT3 - Delgac - Del	17	50:06.281	6.199	0.291	93.13	2:12.610	12
24	23	GT	Am/Am	BELL / DAYSON	M1GT Racing - Audi R8 LMS Ultra - Tampa Bay Jaw Surgery/	18	50:17.909	6.280	0.081	93.08	2:12.691	17
25	95	GT Cup	Pro/Am	JOINER / LEE	Tool Racing - Porsche 911 GT3 Cup - Tool of North America - /	17	48:36.336	6.465	0.185	92.95	2:12.876	5
26	55	GT Cup	Pro/Am	HARATA / BRESSAN	Dream Racing Motorsport - Lamborghini Huracan Super Trofeo	17	50:23.979	8.963	2.498	91.23	2:15.374	12
27	90	GT Cup	Am/Am	FRIEDMAN / TOUSSAINT	Autometrics Motorsports - Porsche 911 GT3 Cup - National Ab	17	50:30.160	9.880	0.917	90.62	2:16.291	3
28	22	GT Cup	Am/Am	PIOVANETTI	Ferrari Fort Lauderdale - - -	7	22:26.017	12.782	2.902	88.73	2:19.193	4
29	03	GTS	Am/Am	LYONS / WILSON	TRG - Porsche Cayman GT4 Clubsport MR - Mobtiah Store / l	10	35:58.775	14.367	1.585	87.73	2:20.778	2
30	09	GTS	Am/Am	GIBBONS / DeBOER	TRG-AMR - Aston Martin Vantage GT4 - Lasalle Solutions/Adc	15	48:16.408	14.991	0.624	87.34	2:21.402	8
31	019	GTS	Am/Am	BALOGH / LIEFOOGHE	Stephen Cameron Racing - BMW M3 E46 - ART RACING - AR	6	33:34.256	15.415	0.424	87.08	2:21.826	3
32	017	GTS	Pro/Am	MERZON / HINDMAN	Case-it Racing - Porsche Cayman GT4 Clubsport MR - Case-it	11	36:27.892	15.488	0.073	87.04	2:21.899	4
33	47	GTS	Am/Am	VESS / HART	NOLAsport - Porsche Cayman GT4 Clubsport MR -	13	49:43.245	18.180	2.692	85.41	2:24.591	4

NOT CLASSIFIED

- - -

0

FASTEST LAPS

31	Pro/Pro	TR3 Racing	Ferrari 488 GT3	14	2:06.411	97.70 mph	157.23 kph
54	Pro/Am	Black Swan Racing	Mercedes AMG GT3	15	2:07.625	96.77 mph	155.74 kph
30	Am/Am	MOMO/NGT Motorsports	Ferrari 458 GT3	14	2:11.120	94.19 mph	151.59 kph
18	Am/Am	R3 Motorsports	Ferrari Challenge	2	2:12.319	93.34 mph	150.21 kph
95	Pro/Am	Tool Racing	Porsche 911 GT3 Cup	5	2:12.876	92.95 mph	149.58 kph
03	Am/Am	TRG	Porsche Cayman GT4 Clubsport MR	2	2:20.778	87.73 mph	141.19 kph

Circuit of the Americas

Circuit Length = 3.4308 miles

Start: 13:55 Flag 14:45 End: 14:49

Weather / Track : Sunny / Dry

These results are provisional until the conclusion of any judicial and technical matters.

Chief Steward :

Chief of Timing



Grand Prix of Texas

SprintX

PRACTICE 2 - Friday September 1st 2017 - CLASSIFICATION



017 Pro/Am Case-it Racing Porsche Cayman GT4 Clubsport MR 4 2:21.899 87.04 mph 140.07 kph

Following lap times disallowed for track limit infringements:

- 13:59 - #95, #2 & #9 - Turn 19
- 14:00 - #9 - Turn 8
- 14:00 - #017 - Turn 20
- 14:02 - #4, #22 & #017 - Turn 19
- 14:03 - #03 - Turn 19
- 14:04 - #75 & #90 - Turn 19
- 14:07 - #75, #44 & #90 - Turn 19
- 14:09 - #22 - Turns 19 & 20
- 14:11 - #24 - Turn 19
- 14:12 - #14 - Turn 19
- 14:13 - #9 - Turn 19
- 14:14 - #2 - Turn 19
- 14:15 - #31 - Turn 19
- 14:16 - #16 - Turn 12
- 14:17 - #4 - Turn 8
- 14:28 - #14 & #93 - Turn 19
- 14:29 - #24 & #6 - Turn 19
- 14:31 - #24, #04 & #6 - Turn 19
- 14:31 - #6 - Turn 12
- 14:35 - #16 - Turn 19
- 14:36 - #47 - Turn 8
- 14:38 - #77 - Turn 19
- 14:40 - #58 & #88 - Turn 8
- 14:40 - #7 & #43 - Turn 19
- 14:41 - #9 - Turn 19
- 14:41 - #24 - Turn 8
- 14:42 - #34 - Turn 12
- 14:42 - #14 - Turn 19
- 14:44 - #, #99 & #04 - Turn 19

Weather / Track : Sunny / Dry

These results are provisional until the conclusion of any judicial and technical matters.

Circuit of the Americas
Circuit Length = 3.4308 miles
Start: 13:55 Flag 14:45 End: 14:49

Chief Steward :

Chief of Timing



Grand Prix of Texas

SprintX

PRACTICE 2 - Friday September 1st 2017 - BEST SECTORS

SECTOR 1				SECTOR 2				SECTOR 3				IDEAL / BEST COMPARISON			
POS	NO	NAME	TIME	NO	NAME	TIME	NO	NAME	TIME	POS	NO	NAME	IDEAL	BEST	DIFF
													PERFECT LAP	2:06.142	
1	75	Always Evolving/AIM	26.971	31	TR3 Racing	48.144	31	TR3 Racing	51.027	1	31	TR3 Racing	2:06.150	2:06.411	0.261
2	31	TR3 Racing	26.979	2	CRP Racing	48.263	44	Magnus Racing	51.089	2	99	Gainsco/Bob Stallings	2:06.666	2:07.002	0.336
3	14	GMG Racing	26.988	99	Gainsco/Bob Stallings	48.481	99	Gainsco/Bob Stallings	51.135	3	14	GMG Racing	2:06.727	2:08.074	1.347
4	16	Wright Motorsports	27.027	14	GMG Racing	48.485	14	GMG Racing	51.254	4	2	CRP Racing	2:06.950	2:07.250	0.300
5	99	Gainsco/Bob Stallings	27.050	3	Cadillac Racing	48.520	6	K-PAX Racing	51.289	5	9	K-PAX Racing	2:07.218	2:07.232	0.014
6	3	Cadillac Racing	27.095	8	Cadillac Racing	48.551	9	K-PAX Racing	51.303	6	8	Cadillac Racing	2:07.337	2:07.337	0.000
7	43	RealTime Racing	27.148	54	Black Swan Racing	48.622	2	CRP Racing	51.449	7	3	Cadillac Racing	2:07.344	2:07.743	0.399
8	77	Calvert Dynamics	27.162	9	K-PAX Racing	48.637	88	Absolute Racing	51.501	8	6	K-PAX Racing	2:07.469	2:07.469	0.000
9	8	Cadillac Racing	27.172	75	Always Evolving/AIM	48.708	82	McCann Racing	51.546	9	75	Always Evolving/AIM	2:07.500	2:07.897	0.397
10	88	Absolute Racing	27.222	6	K-PAX Racing	48.717	8	Cadillac Racing	51.614	10	88	Absolute Racing	2:07.517	2:07.629	0.112
11	2	CRP Racing	27.238	88	Absolute Racing	48.794	54	Black Swan Racing	51.662	11	54	Black Swan Racing	2:07.544	2:07.625	0.081
12	58	Wright Motorsports	27.256	58	Wright Motorsports	48.813	43	RealTime Racing	51.690	12	16	Wright Motorsports	2:07.691	2:08.024	0.333
13	54	Black Swan Racing	27.260	43	RealTime Racing	48.865	16	Wright Motorsports	51.728	13	43	RealTime Racing	2:07.703	2:07.968	0.265
14	9	K-PAX Racing	27.278	16	Wright Motorsports	48.936	3	Cadillac Racing	51.729	14	58	Wright Motorsports	2:07.830	2:07.998	0.168
15	82	McCann Racing	27.360	82	McCann Racing	49.065	58	Wright Motorsports	51.761	15	82	McCann Racing	2:07.971	2:08.177	0.206
16	6	K-PAX Racing	27.463	4	Magnus Racing	49.154	75	Always Evolving/AIM	51.821	16	44	Magnus Racing	2:08.041	2:08.449	0.408
17	93	RealTime Racing	27.493	93	RealTime Racing	49.255	4	Magnus Racing	51.823	17	4	Magnus Racing	2:08.641	2:08.738	0.097
18	44	Magnus Racing	27.502	44	Magnus Racing	49.450	93	RealTime Racing	51.916	18	93	RealTime Racing	2:08.664	2:08.800	0.136
19	30	MOMO/NGT Motors	27.610	77	Calvert Dynamics	49.562	77	Calvert Dynamics	52.153	19	77	Calvert Dynamics	2:08.877	2:08.928	0.051
20	4	Magnus Racing	27.664	30	MOMO/NGT Motors	49.676	30	MOMO/NGT Motors	53.095	20	30	MOMO/NGT Motors	2:10.381	2:11.120	0.739
21	24	M1GT Racing	28.079	24	M1GT Racing	50.100	24	M1GT Racing	53.428	21	24	M1GT Racing	2:11.607	2:12.149	0.542
22	04	De La Torre Racing	28.162	18	R3 Motorsports	50.432	04	De La Torre Racing	53.554	22	04	De La Torre Racing	2:12.252	2:12.610	0.358
23	23	M1GT Racing	28.272	23	M1GT Racing	50.498	18	R3 Motorsports	53.582	23	18	R3 Motorsports	2:12.319	2:12.319	0.000
24	18	R3 Motorsports	28.305	04	De La Torre Racing	50.536	95	Tool Racing	53.672	24	23	M1GT Racing	2:12.612	2:12.691	0.079
25	95	Tool Racing	28.443	95	Tool Racing	50.738	23	M1GT Racing	53.842	25	95	Tool Racing	2:12.853	2:12.876	0.023
26	55	Dream Racing Moto	28.680	55	Dream Racing Moto	51.775	55	Dream Racing Moto	53.863	26	55	Dream Racing Motors	2:14.318	2:15.374	1.056
27	90	Autometrics Motorsport	28.767	90	Autometrics Motorsport	51.940	90	Autometrics Motorsport	55.186	27	90	Autometrics Motorsport	2:15.893	2:16.291	0.398
28	22	Ferrari Fort Lauderdale	29.497	22	Ferrari Fort Lauderdale	52.769	017	Case-it Racing	56.385	28	22	Ferrari Fort Lauderdale	2:18.783	2:19.193	0.410
29	03	TRG	30.103	03	TRG	53.673	22	Ferrari Fort Lauderdale	56.517	29	03	TRG	2:20.354	2:20.778	0.424
30	09	TRG-AMR	30.262	09	TRG-AMR	53.873	03	TRG	56.578	30	09	TRG-AMR	2:20.946	2:21.402	0.456
31	019	Stephen Cameron F	30.309	019	Stephen Cameron F	53.897	09	TRG-AMR	56.811	31	019	Stephen Cameron Ra	2:21.105	2:21.826	0.721
32	017	Case-it Racing	30.356	017	Case-it Racing	54.682	019	Stephen Cameron F	56.899	32	017	Case-it Racing	2:21.423	2:21.899	0.476
33	47	NOLAsport	31.057	47	NOLAsport	54.836	47	NOLAsport	58.102	33	47	NOLAsport	2:23.995	2:24.591	0.596

Weather / Track : Sunny / Dry

Circuit of the Americas

Circuit Length = 3.4308 miles

Start: 13:55 Flag 14:45 End: 14:49

Results can be found at www.tsl-timing.com

Printed - 14:51 Friday, September 1, 2017

Grand Prix of Texas

SprintX

PRACTICE 2 - Friday September 1st 2017 - BEST SPEEDS

POS	INTERMEDIATE 1		INTERMEDIATE 2		FINISH LINE	
	NO	NAME	MPH	NO	NAME	MPH
1				75	Always Evolving/AIM Autosport N	164.0
2				8	Cadillac Racing	163.6
3				43	RealTime Racing	163.6
4				30	MOMO/NGT Motorsports	163.6
5				3	Cadillac Racing	163.2
6				58	Wright Motorsports	163.2
7				88	Absolute Racing	162.8
8				14	GMG Racing	162.8
9				93	RealTime Racing	162.8
10				31	TR3 Racing	162.0
11				16	Wright Motorsports	162.0
12				04	De La Torre Racing	162.0
13				2	CRP Racing	161.7
14				99	Gainsco/Bob Stallings Racing	161.3
15				82	McCann Racing	160.9
16				24	M1GT Racing	160.9
17				9	K-PAX Racing	160.5
18				54	Black Swan Racing	160.5
19				18	R3 Motorsports	160.1
20				44	Magnus Racing	159.7
21				4	Magnus Racing	159.7
22				77	Calvert Dynamics	159.7
23				23	M1GT Racing	159.7
24				6	K-PAX Racing	159.0
25				22	Ferrari Fort Lauderdale	158.2
26				95	Tool Racing	155.7
27				90	Autometrics Motorsports	154.9
28				55	Dream Racing Motorsport	150.8
29				09	TRG-AMR	149.7
30				03	TRG	148.4
31				019	Stephen Cameron Racing	147.4
32				47	NOLAsport	147.4
33				017	Case-it Racing	145.5

Weather / Track : Sunny / Dry

Results can be found at www.tsl-timing.com

Circuit of the Americas
Circuit Length = 3.4308 miles
Start: 13:55 Flag 14:45 End: 14:49

Printed - 14:51 Friday, September 1, 2017

Grand Prix of Texas

SprintX

PRACTICE 2 - Friday September 1st 2017 - SECTOR ANALYSIS

SECTOR 1 = FL to I1, SECTOR 2 = I1 to I2, SECTOR 3 = I2 to FL, DIFF = Difference To Personal Best Lap, P = Crossed Finish Line in Pit Lane, D = Time Disallowed

P1		31 Pro/Pro TR3 Racing			Ferrari 488 GT3 - Italian Shoemaker			
IDEAL LAP TIME : 2:06.150		BEST LAP TIME : 2:06.411			DIFFERENCE : 0.261			
D1: Daniel MANCINELLI		D2: Niccolo SCHIRO						
LAP	SECTOR 1	SECTOR 2		SECTOR 3	LAP TIME	MPH	DIFF	TIME OF DAY
1 - D2	OUTLAP	53.522	158.2	53.667				13:57:45.918
2 - D2	27.957	49.345	160.1	52.396	2:09.698	95.22	3.287	13:59:55.616
3 - D2	27.393	49.354	160.1	51.931	2:08.678	95.98	2.267	14:02:04.294
4 - D2	27.626	49.075	160.1	IN PIT	2:11.826	P 93.69	5.415	14:04:16.120
5 - D2	OUTLAP	51.074	159.0	52.249	4:02.651	50.89	1:56.240	14:08:18.771
6 - D2	27.252	48.450	159.7	51.918	2:07.620	96.77	1.209	14:10:26.391
7 - D2	27.241	48.795	160.5	51.498	2:07.534	(3) 96.84	1.123	14:12:33.925
8 - D2	27.241	48.954	160.1	IN PIT	2:11.020	P 94.26	4.609	14:14:44.945
9 - D1	OUTLAP	50.013	160.5	53.242	11:50.938	17.37	9:44.527	14:26:35.883
10 - D1	27.228	50.590	159.7	53.178	2:10.996	94.28	4.585	14:28:46.879
11 - D1	27.146	48.827	161.7	51.850	2:07.823	96.62	1.412	14:30:54.702
12 - D1	27.449	49.052	158.6	IN PIT	2:13.457	P 92.54	7.046	14:33:08.159
13 - D1	OUTLAP	50.204	151.1	52.574	4:09.599	49.48	2:03.188	14:37:17.758
14 - D1	27.101	48.283	161.3	51.027	2:06.411	(1) 97.70		14:39:24.169
15 - D1	29.096	50.830	124.5	53.987	2:13.913	92.23	7.502	14:41:38.082
16 - D1	26.979	48.483	161.3	51.889	2:07.351	(2) 96.98	0.940	14:43:45.433
17 - D1	27.084	48.144	162.0	IN PIT	2:12.265	P 93.38	5.854	14:45:57.698

P2		99 Pro/Pro Gainsco/Bob Stallings Racing			Porsche 911 GT3 R - Gainsco Auto Insurance			
IDEAL LAP TIME : 2:06.666		BEST LAP TIME : 2:07.002			DIFFERENCE : 0.336			
D1: Jon FOGARTY		D2: Wolf HENZLER						
LAP	SECTOR 1	SECTOR 2		SECTOR 3	LAP TIME	MPH	DIFF	TIME OF DAY
1 - D2	OUTLAP	54.015	149.7	IN PIT				13:57:55.365
2 - D2	OUTLAP	51.748	118.5	58.387	2:44.614	75.02	37.612	14:00:39.979
3 - D2	27.256	49.590	159.4	52.163	2:09.009	95.73	2.007	14:02:48.988
4 - D2	27.396	49.368	160.1	51.875	2:08.639	96.01	1.637	14:04:57.627
5 - D2	27.990	50.037	158.2	52.002	2:10.029	94.98	3.027	14:07:07.656
6 - D2	27.509	52.576	150.8	IN PIT	2:17.276	P 89.97	10.274	14:09:24.932
7 - D1	OUTLAP	50.394	158.6	52.472	3:03.872	67.17	56.870	14:12:28.804
8 - D1	27.451	49.637	160.1	52.130	2:09.218	95.58	2.216	14:14:38.022
9 - D1	27.686	49.481	161.3	IN PIT	2:13.908	P 92.23	6.906	14:16:51.930
10 - D1	OUTLAP	51.631	158.2	57.262	9:42.099	21.21	7:35.097	14:26:34.029
11 - D1	27.427	49.374	160.1	51.591	2:08.392	(3) 96.19	1.390	14:28:42.421
12 - D1	28.249	50.323	160.9	52.525	2:11.097	94.21	4.095	14:30:53.518
13 - D1	27.192	48.781	160.9	51.413	2:07.386	(2) 96.95	0.384	14:33:00.904
14 - D1	28.001	48.829	161.3	IN PIT	2:13.639	P 92.41	6.637	14:35:14.543
15 - D1	OUTLAP	49.948	158.6	57.985	4:24.104	46.76	2:17.102	14:39:38.647
16 - D1	27.089	48.481	160.5	51.432	2:07.002	(1) 97.24		14:41:45.649
17 - D1	27.202	48.667	160.5	51.135	2:07.004	D 97.24	0.002	14:43:52.653
18 - D1	27.050	50.095	149.7	IN PIT	2:17.704	P 89.69	10.702	14:46:10.357

P3		9 Pro/Pro K-PAX Racing			McLaren 650S GT3 -			
IDEAL LAP TIME : 2:07.218		BEST LAP TIME : 2:07.232			DIFFERENCE : 0.014			
D1: Alvaro PARENTE		D2: Ben BARNICOAT						
LAP	SECTOR 1	SECTOR 2		SECTOR 3	LAP TIME	MPH	DIFF	TIME OF DAY
1 - D2	OUTLAP	50.747	154.2	54.306				13:57:16.326
2 - D2	27.704	50.032	158.2	52.708	2:40.444	D 94.68	3.212	13:59:26.770
3 - D2	27.761	50.166	157.5	IN PIT	2:14.117	P 92.09	6.885	14:01:40.887
4 - D2	OUTLAP	49.935	157.1	IN PIT	2:37.869	P 78.23	30.637	14:04:18.756
5 - D2	OUTLAP	50.006	156.0	55.797	4:19.742	47.55	2:12.510	14:08:38.498
6 - D2	27.353	49.180	158.6	55.081	2:11.614	(3) 93.84	4.382	14:10:50.112
7 - D2	27.389	49.124	157.9	51.817	2:08.330	D 96.24	1.098	14:12:58.442

Circuit of the Americas

Circuit Length = 3.4308 miles

Start: 13:55 Flag 14:45 End: 14:49

Weather / Track : Sunny / Dry

Grand Prix of Texas

SprintX

PRACTICE 2 - Friday September 1st 2017 - SECTOR ANALYSIS

SECTOR 1 = FL to I1, SECTOR 2 = I1 to I2, SECTOR 3 = I2 to FL, DIFF = Difference To Personal Best Lap, P = Crossed Finish Line in Pit Lane, D = Time Disallowed

8 - D2	27.315	49.088	158.2	51.985	2:08.388	(2)	96.19	1.156	14:15:06.830
9 - D2	28.100	50.885	151.8	IN PIT	2:16.007	P	90.81	8.775	14:17:22.837
10 - D2	OUTLAP	49.457	156.0	IN PIT	8:55.461	P	23.06	6:48.229	14:26:18.298
11 - D2	OUTLAP	50.638	138.6	IN PIT	3:13.647	P	63.78	1:06.415	14:29:31.945
12 - D2	OUTLAP	50.766	156.7	55.398	4:22.775		47.00	2:15.543	14:33:54.720
13 - D2	27.292	48.637	159.4	51.303	2:07.232	(1)	97.07		14:36:01.952
14 - D2	29.291	50.220	160.1	IN PIT	2:15.874	P	90.89	8.642	14:38:17.826
15 - D1	OUTLAP	50.250	160.5	55.024	3:03.867	D	67.17	56.635	14:41:21.693
16 - D1	27.278	49.034	160.1	IN PIT	2:15.253	P	91.31	8.021	14:43:36.946

P4 2 Pro/Pro CRP Racing

Mercedes AMG GT3 - DeVilbiss/ Emkay

IDEAL LAP TIME : 2:06.950 BEST LAP TIME : 2:07.250

DIFFERENCE : 0.300

D1: Daniel MORAD D2: Ryan DALZIEL

LAP	SECTOR 1	SECTOR 2	SECTOR 3	LAP TIME	MPH	DIFF	TIME OF DAY		
1 - D1	OUTLAP	51.023	152.5	53.111			13:57:21.632		
2 - D1	27.761	49.277	158.2	52.336	2:09.374	D	95.46	2.124	13:59:31.006
3 - D2	27.635	49.224	157.9	52.365	2:09.224	(3)	95.57	1.974	14:01:40.230
4 - D2	27.565	49.469	159.0	IN PIT	2:13.691	P	92.38	6.441	14:03:53.921
5 - D2	OUTLAP	50.218	157.9	52.144	5:23.164		38.21	3:15.914	14:09:17.085
6 - D2	27.435	49.297	158.2	IN PIT	2:13.089	P	92.80	5.839	14:11:30.174
7 - D2	OUTLAP	51.259	158.6	52.356	2:32.866	D	80.79	25.616	14:14:03.040
8 - D2	27.513	49.355	159.0	IN PIT	2:13.315	P	92.64	6.065	14:16:16.355
9 - D2	OUTLAP	49.367	154.9	52.621	13:44.934		14.97	11:37.684	14:30:01.289
10 - D2	27.450	49.247	160.1	IN PIT	2:12.966	P	92.88	5.716	14:32:14.255
11 - D2	OUTLAP	50.324	138.0	53.430	4:13.791		48.66	2:06.541	14:36:28.046
12 - D2	27.320	48.263	161.7	51.667	2:07.250	(1)	97.06		14:38:35.296
13 - D2	29.277	50.003	128.8	55.908	2:15.188		91.36	7.938	14:40:50.484
14 - D2	27.528	49.227	158.6	51.449	2:08.204	(2)	96.33	0.954	14:42:58.688
15 - D2	27.238	49.063	161.7	57.514	2:13.815		92.29	6.565	14:45:12.503

P5 8 Pro/Pro Cadillac Racing

Cadillac ATS-V.R - Cadillac

IDEAL LAP TIME : 2:07.337 BEST LAP TIME : 2:07.337

DIFFERENCE : 0.000

D1: Michael COOPER D2: Jordan TAYLOR

LAP	SECTOR 1	SECTOR 2	SECTOR 3	LAP TIME	MPH	DIFF	TIME OF DAY		
1 - D2	OUTLAP	52.059	149.7	54.425			13:57:39.503		
2 - D2	27.731	48.897	160.9	52.001	2:08.629	(3)	96.01	1.292	13:59:48.132
3 - D2	27.172	48.551	161.7	51.614	2:07.337	(1)	96.99		14:01:55.469
4 - D2	27.202	48.901	161.3	IN PIT	2:11.953	P	93.60	4.616	14:04:07.422
5 - D2	OUTLAP	49.533	151.1	55.322	5:16.596		39.01	3:09.259	14:09:24.018
6 - D2	27.294	48.948	162.4	52.106	2:08.348	(2)	96.22	1.011	14:11:32.366
7 - D2	27.767	49.260	157.9	IN PIT	2:13.023	P	92.84	5.686	14:13:45.389
8 - D1	OUTLAP	49.158	160.5	IN PIT	3:03.540	P	67.29	56.203	14:16:48.929
9 - D1	OUTLAP	49.215	154.2	52.700	9:27.489		21.76	7:20.152	14:26:16.418
10 - D1	27.439	49.286	162.0	52.137	2:08.862		95.84	1.525	14:28:25.280
11 - D1	27.445	48.979	162.8	52.509	2:08.933		95.79	1.596	14:30:34.213
12 - D1	27.380	49.068	161.7	52.412	2:08.860		95.84	1.523	14:32:43.073
13 - D1	27.425	48.961	163.6	52.487	2:08.873		95.83	1.536	14:34:51.946
14 - D0	27.486	49.167	161.7	IN PIT	2:12.290	P	93.36	4.953	14:37:04.236
15 - D1	OUTLAP	50.397	144.3	53.045	6:17.105		32.75	4:09.768	14:43:21.341
16 - D1	27.452	49.196	160.9	54.324	2:10.972		94.30	3.635	14:45:32.313

P6 6 Pro/Pro K-PAX Racing

McLaren 650S GT3 -

IDEAL LAP TIME : 2:07.469 BEST LAP TIME : 2:07.469

DIFFERENCE : 0.000

D1: Bryan SELLERS D2: Michael LEWIS

LAP	SECTOR 1	SECTOR 2	SECTOR 3	LAP TIME	MPH	DIFF	TIME OF DAY		
1 - D2	OUTLAP	49.844	154.9	52.154			13:57:12.517		
2 - D2	27.648	49.486	156.0	52.127	2:09.261	(2)	95.55	1.792	13:59:21.778

Circuit of the Americas

Circuit Length = 3.4308 miles

Start: 13:55 Flag 14:45 End: 14:49

Weather / Track : Sunny / Dry

Grand Prix of Texas

SprintX

PRACTICE 2 - Friday September 1st 2017 - SECTOR ANALYSIS

SECTOR 1 = FL to I1, SECTOR 2 = I1 to I2, SECTOR 3 = I2 to FL, DIFF = Difference To Personal Best Lap, P = Crossed Finish Line in Pit Lane, D = Time Disallowed

3 - D2	27.754	49.838	156.0	52.171	2:09.763	(3)	95.18	2.294	14:01:31.541
4 - D2	27.892	50.807	156.0	IN PIT	2:14.174	P	92.05	6.705	14:03:45.715
5 - D2	OUTLAP	50.303	155.7	52.674	3:30.956		58.54	1:23.487	14:07:16.671
6 - D2	27.912	50.982	155.3	52.574	2:11.468		93.94	3.999	14:09:28.139
7 - D2	27.916	50.780	156.4	IN PIT	2:13.947	P	92.20	6.478	14:11:42.086
8 - D2	OUTLAP	50.135	156.4	52.325	4:20.145		47.47	2:12.676	14:16:02.231
9 - D2	OUTLAP	51.542	157.1	IN PIT	10:47.692	P	19.06	8:40.223	14:26:49.923
10 - D2	OUTLAP	49.641	158.2	52.073	2:58.993	D	69.00	51.524	14:29:48.916
11 - D1	27.778	49.752	156.7	52.428	2:09.958	D	95.03	2.489	14:31:58.874
12 - D1	28.023	50.597	158.6	IN PIT	2:15.378	P	91.23	7.909	14:34:14.252
13 - D1	OUTLAP	53.844	158.2	51.870	3:42.261		55.56	1:34.792	14:37:56.513
14 - D1	27.570	51.060	158.2	52.763	2:11.393		93.99	3.924	14:40:07.906
15 - D1	27.463	48.717	159.0	51.289	2:07.469	(1)	96.89		14:42:15.375
16 - D1	27.470	49.016	159.0	IN PIT	2:12.555	P	93.17	5.086	14:44:27.930

P7 54 Pro/Am Black Swan Racing

Mercedes AMG GT3 -

IDEAL LAP TIME : 2:07.544

BEST LAP TIME : 2:07.625

DIFFERENCE : 0.081

D1: Tim PAPPAS

D2: Jeroen BLEEKEMOLEN

LAP	SECTOR 1	SECTOR 2	SECTOR 3	LAP TIME	MPH	DIFF	TIME OF DAY		
1 - D1	OUTLAP	52.742	144.6	56.062			13:58:00.982		
2 - D1	28.286	50.848	157.9	53.447	2:12.581	93.15	4.956	14:00:13.563	
3 - D1	28.008	50.194	157.1	53.091	2:11.293	94.07	3.668	14:02:24.856	
4 - D1	28.182	51.487	156.7	52.754	2:12.423	93.26	4.798	14:04:37.279	
5 - D1	28.318	50.573	157.5	52.906	2:11.797	93.71	4.172	14:06:49.076	
6 - D1	28.905	50.369	158.2	IN PIT	2:15.760	P	90.97	8.135	14:09:04.836
7 - D1	OUTLAP	52.663	144.3	53.993	4:12.933	48.83	2:05.308	14:13:17.769	
8 - D1	28.303	50.634	157.5	52.419	2:11.356	94.02	3.731	14:15:29.125	
9 - D1	27.820	49.599	157.1	53.367	2:10.786	94.43	3.161	14:17:39.911	
10 - D1	OUTLAP	50.494	157.5	54.520	8:57.158	22.99	6:49.533	14:26:37.069	
11 - D1	27.690	50.126	159.4	52.878	2:10.694	94.50	3.069	14:28:47.763	
12 - D1	28.769	50.483	159.4	IN PIT	2:16.141	P	90.72	8.516	14:31:03.904
13 - D2	OUTLAP	51.465	139.8	59.739	3:40.044	56.12	1:32.419	14:34:43.948	
14 - D2	27.601	48.622	160.1	51.662	2:07.885	(3)	96.57	0.260	14:36:51.833
15 - D2	27.260	48.659	160.5	51.706	2:07.625	(1)	96.77		14:38:59.458
16 - D2	27.324	49.398	158.6	55.731	2:12.453	D	93.24	4.828	14:41:11.911
17 - D2	27.366	48.731	159.7	51.725	2:07.822	(2)	96.62	0.197	14:43:19.733
18 - D2	27.379	49.212	159.7	54.047	2:10.638	94.54	3.013	14:45:30.371	

P8 88 Pro/Pro Absolute Racing

Bentley Continental GT3 - Absolute Racing/Bentley Motorsports

IDEAL LAP TIME : 2:07.517

BEST LAP TIME : 2:07.629

DIFFERENCE : 0.112

D1: Vincent ABRIL

D2: Adderly FONG

LAP	SECTOR 1	SECTOR 2	SECTOR 3	LAP TIME	MPH	DIFF	TIME OF DAY		
1 - D2	OUTLAP	54.673	109.8	55.494			13:57:37.300		
2 - D2	30.741	55.413	115.5	55.036	2:21.190	87.47	13.561	13:59:58.490	
3 - D2	28.295	50.311	140.3	53.390	2:11.996	93.57	4.367	14:02:10.486	
4 - D2	27.589	50.447	159.0	52.594	2:10.630	94.54	3.001	14:04:21.116	
5 - D2	27.536	49.799	159.4	52.088	2:09.423	95.43	1.794	14:06:30.539	
6 - D2	27.567	49.725	160.9	52.368	2:09.660	95.25	2.031	14:08:40.199	
7 - D2	28.046	50.470	161.7	IN PIT	2:16.405	P	90.54	8.776	14:10:56.604
8 - D2	OUTLAP	49.699	160.1	IN PIT	3:53.961	P	52.79	1:46.332	14:14:50.565
9 - D1	OUTLAP	50.813	148.1	55.035	11:37.417	17.70	9:29.788	14:26:27.982	
10 - D1	27.419	48.945	160.5	51.501	2:07.865	96.59	0.236	14:28:35.847	
11 - D1	27.304	48.875	157.9	51.656	2:07.835	(3)	96.61	0.206	14:30:43.682
12 - D1	27.321	48.811	162.0	51.582	2:07.714	(2)	96.70	0.085	14:32:51.396
13 - D1	27.260	48.825	162.4	51.544	2:07.629	(1)	96.77		14:34:59.025
14 - D1	27.385	48.794	162.8	52.048	2:08.227	96.32	0.598	14:37:07.252	
15 - D1	27.222	49.286	161.7	52.105	2:08.613	96.03	0.984	14:39:15.865	
16 - D1	27.286	49.088	162.8	52.025	2:08.399	D	96.19	0.770	14:41:24.264

Circuit of the Americas

Circuit Length = 3.4308 miles

Start: 13:55 Flag 14:45 End: 14:49

Weather / Track : Sunny / Dry

Grand Prix of Texas

SprintX

PRACTICE 2 - Friday September 1st 2017 - SECTOR ANALYSIS

SECTOR 1 = FL to I1, SECTOR 2 = I1 to I2, SECTOR 3 = I2 to FL, DIFF = Difference To Personal Best Lap, P = Crossed Finish Line in Pit Lane, D = Time Disallowed

17 - D1	28.789	52.010	143.0	55.327	2:16.126	90.73	8.497	14:43:40.390
18 - D1	27.298	50.461	149.4	IN PIT	2:16.765	P 90.30	9.136	14:45:57.155

P9 3 Pro/Pro Cadillac Racing				Cadillac ATS-V.R - Cadillac				
IDEAL LAP TIME : 2:07.344		BEST LAP TIME : 2:07.743		DIFFERENCE : 0.399				
D1: Ricky TAYLOR		D2: Johnny O'CONNELL						
LAP	SECTOR 1	SECTOR 2	SECTOR 3	LAP TIME	MPH	DIFF	TIME OF DAY	
1 - D1	OUTLAP	52.726	156.4	53.616			13:57:56.363	
2 - D1	27.892	50.033	162.0	52.344	2:10.269	94.81	2.526	14:00:06.632
3 - D1	27.494	48.520	163.2	51.729	2:07.743 (1)	96.68		14:02:14.375
4 - D1	27.095	49.718	162.4	52.223	2:09.036 (3)	95.71	1.293	14:04:23.411
5 - D1	27.338	48.645	162.4	IN PIT	2:11.822	P 93.69	4.079	14:06:35.233
6 - D1	OUTLAP	49.824	159.7	52.738	8:18.757	24.76	6:11.014	14:14:53.990
7 - D1	27.344	49.046	162.4	51.958	2:08.348 (2)	96.22	0.605	14:17:02.338
8 - D1	OUTLAP	50.215	162.4	52.440	9:20.103	22.05	7:12.360	14:26:22.441
9 - D1	27.286	49.342	163.2	IN PIT	2:12.544	P 93.18	4.801	14:28:34.985
10 - D2	OUTLAP	51.171	154.6	52.802	3:14.314	63.56	1:06.571	14:31:49.299
11 - D2	27.664	49.666	147.1	55.086	2:12.416	93.27	4.673	14:34:01.715
12 - D2	27.571	49.477	160.1	52.809	2:09.857	95.11	2.114	14:36:11.572
13 - D2	27.719	50.240	160.1	IN PIT	2:13.891	P 92.24	6.148	14:38:25.463
14 - D2	OUTLAP	49.518	159.4	52.769	4:30.159	45.71	2:22.416	14:42:55.622
15 - D2	27.478	49.364	163.2	53.586	2:10.428	94.69	2.685	14:45:06.050

P10 75 Pro/Am Always Evolving/AIM Autosport Nissan G				Nissan GT-R Nismo GT3 -				
IDEAL LAP TIME : 2:07.500		BEST LAP TIME : 2:07.897		DIFFERENCE : 0.397				
D1: Frank MONTECALVO		D2: Ricardo SANCHEZ						
LAP	SECTOR 1	SECTOR 2	SECTOR 3	LAP TIME	MPH	DIFF	TIME OF DAY	
1 - D2	OUTLAP	51.542	153.2	55.231			13:58:04.532	
2 - D2	27.841	51.521	159.7	53.562	2:12.924	92.91	5.027	14:00:17.456
3 - D2	27.340	48.753	163.2	52.233	2:08.326 (2)	96.24	0.429	14:02:25.782
4 - D2	27.903	51.385	157.5	52.825	2:12.143	D 93.48	4.216	14:04:37.895
5 - D2	27.990	50.428	161.3	53.127	2:11.545	D 93.89	3.648	14:06:49.440
6 - D2	27.620	49.319	161.3	52.457	2:09.396	95.45	1.499	14:08:58.836
7 - D2	27.390	49.034	162.8	IN PIT	2:10.705	P 94.49	2.808	14:11:09.541
8 - D2	OUTLAP	49.572	162.4	52.739	2:32.251	81.12	24.354	14:13:41.792
9 - D2	27.368	49.683	162.4	53.301	2:10.352	94.75	2.455	14:15:52.144
10 - D2	27.659	49.279	155.7	IN PIT	2:11.574	P 93.87	3.677	14:18:03.718
11 - D2	OUTLAP	49.976	138.6	54.162	8:39.602	23.76	6:31.705	14:26:43.320
12 - D2	27.554	49.578	162.8	IN PIT	2:12.953	P 92.89	5.056	14:28:56.273
13 - D1	OUTLAP	50.577	162.0	53.061	4:13.790	48.66	2:05.893	14:33:10.063
14 - D1	27.479	49.949	163.6	IN PIT	2:14.341	P 91.93	6.444	14:35:24.404
15 - D1	OUTLAP	50.586	162.0	52.759	4:26.272	46.38	2:18.375	14:39:50.676
16 - D1	29.203	49.642	162.4	51.821	2:10.666	94.52	2.769	14:42:01.342
17 - D1	26.971	48.708	163.2	52.218	2:07.897 (1)	96.56		14:44:09.239
18 - D1	27.119	49.032	164.0	52.507	2:08.658 (3)	95.99	0.761	14:46:17.897

P11 43 Pro/Pro RealTime Racing				Acura NSX GT3 - Acura/ HPD/ RealTime				
IDEAL LAP TIME : 2:07.703		BEST LAP TIME : 2:07.968		DIFFERENCE : 0.265				
D1: Ryan EVERSLEY		D2: Tom DYER						
LAP	SECTOR 1	SECTOR 2	SECTOR 3	LAP TIME	MPH	DIFF	TIME OF DAY	
1 - D2	OUTLAP	1:00.750	98.1	IN PIT		P	13:57:57.636	
2 - D2	OUTLAP	56.114	114.7	55.783	2:47.988	73.52	40.020	14:00:45.624
3 - D2	28.002	50.067	149.1	IN PIT	2:22.954	P 86.39	14.986	14:03:08.578
4 - D2	OUTLAP	50.590	150.8	52.701	4:54.079	41.99	2:46.111	14:08:02.657
5 - D2	28.105	50.348	158.6	53.377	2:11.830	93.68	3.862	14:10:14.487
6 - D0	27.413	48.865	160.9	51.690	2:07.968 (1)	96.51		14:12:22.455
7 - D2	27.252	49.413	159.7	IN PIT	2:13.563	P 92.47	5.595	14:14:36.018

Circuit of the Americas

Circuit Length = 3.4308 miles

Start: 13:55 Flag 14:45 End: 14:49

Weather / Track : Sunny / Dry

Grand Prix of Texas

SprintX

PRACTICE 2 - Friday September 1st 2017 - SECTOR ANALYSIS

SECTOR 1 = FL to I1, SECTOR 2 = I1 to I2, SECTOR 3 = I2 to FL, DIFF = Difference To Personal Best Lap, P = Crossed Finish Line in Pit Lane, D = Time Disallowed

8 - D2	OUTLAP	49.534	159.7	54.748	11:59.107	17.17	9:51.139	14:26:35.125
9 - D2	27.434	50.467	160.9	52.110	2:10.011	94.99	2.043	14:28:45.136
10 - D2	27.417	48.939	163.6	52.479	2:08.835 (2)	95.86	0.867	14:30:53.971
11 - D2	27.604	49.295	159.4	IN PIT	2:16.307 P	90.61	8.339	14:33:10.278
12 - D1	OUTLAP	49.568	161.7	52.262	3:11.530	64.48	1:03.562	14:36:21.808
13 - D1	27.498	50.023	163.2	52.339	2:09.860 (3)	95.10	1.892	14:38:31.668
14 - D1	27.190	49.630	161.7	52.369	2:09.189 D	95.60	1.221	14:40:40.857
15 - D1	27.283	49.654	160.1	53.205	2:10.142 D	94.90	2.174	14:42:50.999
16 - D1	27.148	49.650	160.9	IN PIT	2:13.351 P	92.61	5.383	14:45:04.350

P12 58 Pro/Pro Wright Motorsports

Porsche 911 GT3 R -

IDEAL LAP TIME : 2:07.830

BEST LAP TIME : 2:07.998

DIFFERENCE : 0.168

D1: Patrick LONG

D2: Joerg BERGMEISTER

LAP	SECTOR 1	SECTOR 2	SECTOR 3	LAP TIME	MPH	DIFF	TIME OF DAY
1 - D1	OUTLAP	57.151	76.2	IN PIT	P		13:58:07.413
2 - D2	OUTLAP	55.462	102.1	57.971	3:12.717	64.08	1:04.719
3 - D2	29.022	49.874	136.9	52.778	2:11.674	93.79	3.676
4 - D2	27.322	48.915	160.1	51.761	2:07.998 (1)	96.49	14:05:39.802
5 - D2	27.365	48.813	159.7	52.138	2:08.316 (3)	96.25	0.318
6 - D2	28.315	51.641	159.4	51.957	2:11.913	93.62	3.915
7 - D2	27.280	49.078	159.7	51.832	2:08.190 (2)	96.34	0.192
8 - D2	27.371	49.246	160.1	53.412	2:10.029	94.98	2.031
9 - D2	27.419	49.054	154.9	IN PIT	2:13.117 P	92.78	5.119
10 - D1	OUTLAP	49.872	159.7	52.974	10:04.979	20.41	7:56.981
11 - D1	27.497	50.197	156.4	53.363	2:11.057	94.24	3.059
12 - D1	27.383	49.155	161.7	IN PIT	2:12.144 P	93.46	4.146
13 - D1	OUTLAP	49.458	160.5	52.665	3:35.760	57.24	1:27.762
14 - D1	27.387	49.188	161.3	52.520	2:09.095	95.67	1.097
15 - D1	27.256	49.257	163.2	52.645	2:09.158	95.62	1.160
16 - D1	27.530	49.195	161.3	53.073	2:09.798	95.15	1.800
17 - D1	27.695	49.264	161.7	53.067	2:10.026	94.98	2.028
18 - D1	27.515	49.561	160.9	IN PIT	2:13.794 P	92.31	5.796

P13 16 Pro/Am Wright Motorsports

Porsche 911 GT3 R - Wright Motorsports

IDEAL LAP TIME : 2:07.691

BEST LAP TIME : 2:08.024

DIFFERENCE : 0.333

D1: Michael SCHEIN

D2: Jan HEYLEN

LAP	SECTOR 1	SECTOR 2	SECTOR 3	LAP TIME	MPH	DIFF	TIME OF DAY
1 - D1			IN PIT		P		13:55:13.132
2 - D2	OUTLAP	52.851	135.0	1:23.186	3:26.643	59.76	1:18.619
3 - D2	27.490	49.327	159.0	51.749	2:08.566 (3)	96.06	0.542
4 - D2	27.132	49.079	160.5	55.859	2:12.070	93.51	4.046
5 - D2	27.477	50.583	159.4	55.276	2:13.336	92.62	5.312
6 - D2	27.123	1:22.377	83.0	58.840	2:48.340	73.36	40.316
7 - D2	27.027	48.936	160.5	52.274	2:08.237 (2)	96.31	0.213
8 - D2	27.308	48.988	160.1	51.728	2:08.024 (1)	96.47	14:12:18.348
9 - D2	27.397	49.305	160.1	51.909	2:08.611	96.03	0.587
10 - D2	27.248	49.197	160.5	52.183	2:08.628 D	96.02	0.604
11 - D1	OUTLAP	50.913	160.1	53.627	10:33.107	19.50	8:25.083
12 - D1	27.793	52.200	161.3	52.693	2:12.686	93.08	4.662
13 - D1	27.360	49.704	161.7	53.264	2:10.328	94.76	2.304
14 - D1	27.359	49.394	161.7	53.026	2:09.779	95.16	1.755
15 - D1	27.656	50.090	162.0	53.255	2:11.004 D	94.28	2.977
16 - D1	27.387	49.419	162.0	IN PIT	2:13.456 P	92.54	5.432
17 - D1	OUTLAP	50.555	161.3	52.714	3:26.065	59.93	1:18.041
18 - D1	27.395	49.685	162.0	52.816	2:09.896	95.08	1.872
19 - D1	27.285	49.759	152.5	53.485	2:10.529	94.62	2.505

Circuit of the Americas

Circuit Length = 3.4308 miles

Start: 13:55 Flag 14:45 End: 14:49

Weather / Track : Sunny / Dry

Grand Prix of Texas

SprintX

PRACTICE 2 - Friday September 1st 2017 - SECTOR ANALYSIS

SECTOR 1 = FL to I1, SECTOR 2 = I1 to I2, SECTOR 3 = I2 to FL, DIFF = Difference To Personal Best Lap, P = Crossed Finish Line in Pit Lane, D = Time Disallowed

P14 14 Pro/Am GMG Racing				Porsche 911 GT3 R - GMG/ Spyder/ Mobil 1			
IDEAL LAP TIME : 2:06.727		BEST LAP TIME : 2:08.074		DIFFERENCE : 1.347			
D1: James SOFRONAS		D2: Mathieu JAMINET					
LAP	SECTOR 1	SECTOR 2	SECTOR 3	LAP TIME	MPH	DIFF	TIME OF DAY
1 - D1	OUTLAP	55.551	100.6	55.029			13:58:08.097
2 - D1	27.389	52.237	157.5	54.704			14:00:22.427
3 - D1	27.256	49.564	160.9	51.254	2:08.074 (1)	96.43	14:02:30.501
4 - D1	27.011	48.485	155.3	58.709	2:14.205	92.03	14:04:44.706
5 - D1	26.988	49.345	161.3	51.763	2:08.096 (2)	96.41	14:06:52.802
6 - D1	27.031	48.968	160.9	IN PIT	2:12.618 P	93.13	14:09:05.420
7 - D1	OUTLAP	50.923	155.7	54.421	3:36.864 D	56.95	1:28.790 14:12:42.284
8 - D1	28.100	50.021	159.0	53.455	2:11.576	93.86	3.502 14:14:53.860
9 - D1	28.492	50.243	152.8	IN PIT	2:15.457 P	91.17	7.383 14:17:09.317
10 - D1	OUTLAP	50.730	157.1	54.388	9:19.421	22.07	7:11.347 14:26:28.738
11 - D1	27.749	49.822	161.3	52.625	2:40.196 D	94.86	2.122 14:28:38.934
12 - D1	27.544	49.553	162.0	52.554	2:09.651 (3)	95.26	1.577 14:30:48.585
13 - D1	27.733	49.863	161.7	52.560	2:10.156	94.89	2.082 14:32:58.741
14 - D1	27.784	49.744	162.0	52.329	2:09.857	95.11	1.783 14:35:08.598
15 - D1	27.702	49.773	162.4	IN PIT	2:16.201 P	90.68	8.127 14:37:24.799
16 - D1	OUTLAP	49.892	162.4	53.781	5:43.326 D	39.41	3:05.252 14:42:38.125
17 - D1	27.661	49.632	161.7	52.572	2:09.865	95.10	1.791 14:44:47.990
18 - D1	28.200	49.752	162.8	54.016	2:11.968	93.59	3.894 14:46:59.958

P15 82 Pro/Am McCann Racing				Audi RS-8 LMS - McCann Racing			
IDEAL LAP TIME : 2:07.971		BEST LAP TIME : 2:08.177		DIFFERENCE : 0.206			
D1: Michael MCCANN		D2: Mike SKEEN					
LAP	SECTOR 1	SECTOR 2	SECTOR 3	LAP TIME	MPH	DIFF	TIME OF DAY
1 - D2	OUTLAP	52.073	158.6	55.933			13:57:42.976
2 - D2	27.790	49.316	159.4	51.546	2:08.652 (3)	96.00	0.475 13:59:51.628
3 - D2	27.373	49.065	159.7	51.739	2:08.177 (1)	96.35	14:01:59.805
4 - D2	27.360	49.251	158.6	IN PIT	2:11.835 P	93.68	3.658 14:04:11.640
5 - D2	OUTLAP	49.520	158.6	56.696	4:20.661	47.38	2:12.484 14:08:32.301
6 - D2	27.547	51.348	158.6	56.009	2:14.904	91.55	6.727 14:10:47.205
7 - D2	27.557	49.159	159.4	51.747	2:08.463 (2)	96.14	0.286 14:12:55.668
8 - D2	27.713	49.422	160.9	IN PIT	2:13.830 P	92.28	5.653 14:15:09.498
9 - D2	OUTLAP	53.519	136.6	59.122	11:22.590	18.09	9:14.413 14:26:32.088
10 - D2	28.937	55.185	155.7	54.729	2:18.851	88.95	10.674 14:28:50.939
11 - D2	29.352	51.074	159.7	54.112	2:14.538	91.80	6.361 14:31:05.477
12 - D1	29.196	52.792	153.5	55.319	2:17.307	89.95	9.130 14:33:22.784
13 - D1	28.731	51.761	160.1	53.720	2:14.212	92.02	6.035 14:35:36.996
14 - D1	28.710	50.931	159.7	54.260	2:13.901	92.23	5.724 14:37:50.897
15 - D1	30.198	55.694	156.0	55.015	2:20.907	87.65	12.730 14:40:11.804
16 - D1	28.806	51.322	159.7	54.026	2:14.154	92.06	5.977 14:42:25.958
17 - D1	28.933	51.829	159.0	54.559	2:15.321	91.27	7.144 14:44:41.279
18 - D1	29.082	53.202	157.5	56.333	2:18.617	89.10	10.440 14:46:59.896

P16 44 Pro/Am Magnus Racing				Audi RS 8 LMS -			
IDEAL LAP TIME : 2:08.041		BEST LAP TIME : 2:08.449		DIFFERENCE : 0.408			
D1: John POTTER		D2: Marco SEEFRIED					
LAP	SECTOR 1	SECTOR 2	SECTOR 3	LAP TIME	MPH	DIFF	TIME OF DAY
1 - D1	OUTLAP	52.465	150.8	56.094			13:58:01.713
2 - D1	28.868	50.449	156.7	52.980	2:12.297	93.35	3.848 14:00:14.010
3 - D1	28.130	50.434	158.6	52.486	2:11.050	94.24	2.601 14:02:25.060
4 - D1	28.437	52.208	153.9	52.774	2:13.419	92.57	4.970 14:04:38.479
5 - D1	28.427	50.247	157.9	52.612	2:11.286 D	94.07	2.837 14:06:49.765
6 - D1	28.532	50.429	156.4	53.735	2:12.696	93.07	4.247 14:09:02.461

Weather / Track : Sunny / Dry

Circuit of the Americas

Circuit Length = 3.4308 miles

Start: 13:55 Flag 14:45 End: 14:49

Grand Prix of Texas

SprintX

PRACTICE 2 - Friday September 1st 2017 - SECTOR ANALYSIS

SECTOR 1 = FL to I1, SECTOR 2 = I1 to I2, SECTOR 3 = I2 to FL, DIFF = Difference To Personal Best Lap, P = Crossed Finish Line in Pit Lane, D = Time Disallowed

7 - D1	27.916	50.334	157.1	52.650	2:10.900	94.35	2.451	14:11:13.361
8 - D1	28.362	51.504	157.1	52.594	2:12.460	93.24	4.011	14:13:25.821
9 - D1	28.170	50.232	157.5	53.039	2:11.441	93.96	2.992	14:15:37.262
10 - D1	28.121	50.310	157.9	55.206	2:13.637	92.42	5.188	14:17:50.899
11 - D1	OUTLAP	52.310	155.3	1:20.277	9:27.071	21.78	7:18.622	14:27:17.970
12 - D1	30.241	52.708	156.4	52.272	2:15.221	91.33	6.772	14:29:33.191
13 - D1	27.933	50.094	159.0	56.948	2:14.975	91.50	6.526	14:31:48.166
14 - D1	27.997	49.701	152.8	53.378	2:11.076	94.22	2.627	14:33:59.242
15 - D1	27.762	49.475	159.4	52.341	2:09.578 (3)	95.31	1.129	14:36:08.820
16 - D1	27.881	50.082	158.2	IN PIT	2:13.933 P	92.21	5.484	14:38:22.753
17 - D2	OUTLAP	49.938	158.2	51.920	4:11.997	49.01	2:03.548	14:42:34.750
18 - D2	27.502	49.450	159.7	52.551	2:09.503 (2)	95.37	1.054	14:44:44.253
19 - D2	27.667	49.693	158.2	51.089	2:08.449 (1)	96.15		14:46:52.702

P17 4 Pro/Pro Magnus Racing				Audi RS 8 LMS -			
IDEAL LAP TIME : 2:08.641		BEST LAP TIME : 2:08.738		DIFFERENCE : 0.097			
D1: Pierre KAFFER		D2: Spencer PUMPELLY					

LAP	SECTOR 1	SECTOR 2	SECTOR 3	LAP TIME	MPH	DIFF	TIME OF DAY	
1 - D1	OUTLAP	52.410	142.7	53.263			13:57:41.154	
2 - D1	27.717	49.198	158.2	51.823	2:08.738 (1)	95.93	13:59:49.892	
3 - D1	27.687	49.866	157.9	52.242	2:09.795 D	95.15	1.057	14:01:59.687
4 - D1	28.550	49.154	158.2	IN PIT	2:13.302 P	92.65	4.564	14:04:12.989
5 - D1	OUTLAP	51.414	115.9	55.964	7:44.100	26.61	5:35.362	14:11:57.089
6 - D1	28.172	50.035	159.4	53.277	2:11.484	93.93	2.746	14:14:08.573
7 - D1	27.860	49.642	159.0	53.812	2:11.314	94.05	2.576	14:16:19.887
8 - D1	OUTLAP	51.260	158.2	53.504	10:26.612	19.71	8:17.874	14:26:46.499
9 - D1	27.908	50.250	158.6	53.341	2:11.499	93.92	2.761	14:28:57.998
10 - D1	27.825	49.645	159.4	52.415	2:09.885 (2)	95.09	1.147	14:31:07.883
11 - D1	27.732	51.460	158.6	52.795	2:11.987	93.57	3.249	14:33:19.870
12 - D1	27.674	50.139	159.0	IN PIT	2:14.235 P	92.00	5.497	14:35:34.105
13 - D1	OUTLAP	50.205	159.0	52.821	3:49.208	53.88	1:40.470	14:39:23.313
14 - D1	27.664	50.631	159.7	52.920	2:11.215	94.12	2.477	14:41:34.528
15 - D1	27.713	49.915	159.4	52.998	2:10.626 (3)	94.55	1.888	14:43:45.154
16 - D1	28.012	50.921	159.7	52.902	2:11.835	93.68	3.097	14:45:56.989

P18 93 Pro/Pro RealTime Racing				Acura NSX GT3 - Acura/ HPD/ RealTime			
IDEAL LAP TIME : 2:08.664		BEST LAP TIME : 2:08.800		DIFFERENCE : 0.136			
D1: Peter KOX		D2: Mark WILKINS					

LAP	SECTOR 1	SECTOR 2	SECTOR 3	LAP TIME	MPH	DIFF	TIME OF DAY	
1 - D1			IN PIT				13:55:26.588	
2 - D1	OUTLAP	52.278	132.6	54.769	5:56.954	34.60	3:48.154	14:01:23.542
3 - D1	28.008	50.172	155.7	53.854	2:12.034	93.54	3.234	14:03:35.576
4 - D1	27.520	49.364	160.1	51.916	2:08.800 (1)	95.89		14:05:44.376
5 - D1	28.293	49.535	159.7	52.011	2:09.839 (3)	95.12	1.039	14:07:54.215
6 - D1	27.704	49.255	162.0	IN PIT	2:13.983 P	92.18	5.183	14:10:08.198
7 - D1	OUTLAP	50.518	159.4	52.306	6:33.309	31.40	4:24.509	14:16:41.507
8 - D1	OUTLAP	50.679	155.7	56.092	9:49.625	20.94	7:40.825	14:26:31.132
9 - D1	28.067	50.058	162.0	52.595	2:10.720 D	94.48	1.920	14:28:41.852
10 - D1	27.666	49.340	161.3	52.134	2:09.140 (2)	95.63	0.340	14:30:50.992
11 - D1	27.671	53.354	138.6	IN PIT	2:20.463 P	87.92	11.663	14:33:11.455
12 - D1	OUTLAP	51.184	162.8	53.396	5:23.551	38.17	3:14.751	14:38:35.006
13 - D1	27.672	49.747	154.2	53.787	2:11.206	94.13	2.406	14:40:46.212
14 - D1	29.366	54.386	138.9	54.382	2:18.134	89.41	9.334	14:43:04.346
15 - D1	27.493	52.872	130.0	IN PIT	2:22.534 P	86.65	13.734	14:45:26.880

Weather / Track : Sunny / Dry

Grand Prix of Texas

SprintX

PRACTICE 2 - Friday September 1st 2017 - SECTOR ANALYSIS

SECTOR 1 = FL to I1, SECTOR 2 = I1 to I2, SECTOR 3 = I2 to FL, DIFF = Difference To Personal Best Lap, P = Crossed Finish Line in Pit Lane, D = Time Disallowed

P19 77 Pro/Am Calvert Dynamics				Porsche 911 GT3 R - Calvert Dynamics/ Phoenix Performance/				
IDEAL LAP TIME : 2:08.877		BEST LAP TIME : 2:08.928		DIFFERENCE : 0.051				
D1: Preston CALVERT		D2: Alec UDELL						
LAP	SECTOR 1	SECTOR 2	SECTOR 3	LAP TIME	MPH	DIFF	TIME OF DAY	
1 - D2	OUTLAP	53.366	147.4	55.976			13:58:00.115	
2 - D2	27.594	51.124	158.6	52.153	2:10.871 (3)	94.37	1.943	14:00:10.986
3 - D2	27.345	49.776	157.5	52.696	2:09.817 (2)	95.14	0.889	14:02:20.803
4 - D2	27.162	49.562	158.6	52.204	2:08.928 (1)	95.79		14:04:29.731
5 - D2	27.218	49.685	159.0	IN PIT	2:12.771 P	93.02	3.843	14:06:42.502
6 - D1	OUTLAP	51.851	158.2	55.238	3:56.913	52.13	1:47.985	14:10:39.415
7 - D1	27.958	50.981	157.9	53.370	2:12.309	93.34	3.381	14:12:51.724
8 - D1	28.831	50.914	158.2	53.929	2:13.674	92.39	4.746	14:15:05.398
9 - D1	28.372	51.292	158.2	53.817	2:13.481	92.52	4.553	14:17:18.879
10 - D1	OUTLAP	53.293	140.3	IN PIT	9:35.030 P	21.47	7:26.102	14:26:53.909
11 - D1	OUTLAP	52.502	158.6	53.972	2:35.969	79.18	27.041	14:29:29.878
12 - D1	28.015	51.097	152.5	55.319	2:14.431	91.87	5.503	14:31:44.309
13 - D1	28.141	50.643	159.7	54.404	2:13.188	92.73	4.260	14:33:57.497
14 - D1	28.080	50.681	159.0	54.345	2:13.106	92.79	4.178	14:36:10.603
15 - D1	28.414	51.144	159.0	55.123	2:14.684 D	91.70	5.753	14:38:25.284
16 - D1	28.212	50.905	159.7	53.765	2:12.882	92.94	3.954	14:40:38.166
17 - D1	28.031	50.962	157.9	55.378	2:14.371	91.91	5.443	14:42:52.537
18 - D1	28.130	50.908	159.7	55.300	2:14.338	91.93	5.410	14:45:06.875

P20 30 Am/Am MOMO/NGT Motorsports				Ferrari 458 GT3 - Momo / Safecraft				
IDEAL LAP TIME : 2:10.381		BEST LAP TIME : 2:11.120		DIFFERENCE : 0.739				
D1: Henrique CISNEROS		D2: Peter LUDWIG						
LAP	SECTOR 1	SECTOR 2	SECTOR 3	LAP TIME	MPH	DIFF	TIME OF DAY	
1 - D1			IN PIT				13:55:08.891	
2 - D2	OUTLAP	1:01.838	101.5	59.131	3:12.991	63.99	1:01.871	13:58:21.882
3 - D2	29.788	56.853	90.1	55.440	2:22.081	86.92	10.961	14:00:43.963
4 - D2	28.023	50.721	160.9	53.517	2:12.261	93.38	1.141	14:02:56.224
5 - D2	30.162	52.504	149.1	55.706	2:18.372	89.25	7.252	14:05:14.596
6 - D2	27.610	52.403	160.9	53.095	2:13.108	92.78	1.988	14:07:27.704
7 - D2	28.599	52.149	160.5	IN PIT	2:19.324 P	88.64	8.204	14:09:47.028
8 - D2	OUTLAP	52.896	156.4	53.657	3:40.881	55.91	1:29.761	14:13:27.909
9 - D2	27.980	50.025	162.4	53.431	2:11.436	93.96	0.316	14:15:39.345
10 - D2	27.770	50.255	162.8	53.803	2:11.828	93.68	0.708	14:17:51.173
11 - D1	OUTLAP	51.626	154.6	54.558	9:15.994	22.21	7:04.874	14:27:07.167
12 - D1	28.933	51.972	161.7	54.374	2:15.279	91.29	4.159	14:29:22.446
13 - D1	28.072	49.928	163.2	53.170	2:11.170 (2)	94.15	0.050	14:31:33.616
14 - D1	27.933	49.676	163.6	53.511	2:11.120 (1)	94.19		14:33:44.736
15 - D1	28.032	49.795	163.2	53.394	2:11.221 (3)	94.12	0.101	14:35:55.957
16 - D1	27.886	50.314	163.2	53.402	2:11.602	93.85	0.482	14:38:07.559
17 - D1	27.943	50.030	163.6	53.448	2:11.421	93.97	0.301	14:40:18.980
18 - D1	28.140	51.549	162.8	53.600	2:13.289	92.66	2.169	14:42:32.269
19 - D1	28.016	50.341	163.2	54.401	2:12.758	93.03	1.638	14:44:45.027
20 - D1	28.513	50.259	151.1	54.475	2:13.247	92.69	2.127	14:46:58.274

P21 24 Am/Am M1GT Racing				Audi RS-8 LMS - Tampa Bay Jaw Surgery / Surgery Centres of .				
IDEAL LAP TIME : 2:11.607		BEST LAP TIME : 2:12.149		DIFFERENCE : 0.542				
D1: Lars VILJONE		D2: Walt BOWLIN						
LAP	SECTOR 1	SECTOR 2	SECTOR 3	LAP TIME	MPH	DIFF	TIME OF DAY	
1 - D0	OUTLAP	59.911	129.8	1:02.015			13:57:51.268	
2 - D0	31.149	57.987	103.7	IN PIT	2:51.158 P	72.16	39.009	14:00:42.426
3 - D0	OUTLAP	56.025	141.8	58.823	6:22.327	32.30	4:10.178	14:07:04.753
4 - D0	29.667	53.949	145.8	57.960	2:21.576	87.23	9.427	14:09:26.329

Weather / Track : Sunny / Dry

Circuit of the Americas
 Circuit Length = 3.4308 miles
 Start: 13:55 Flag 14:45 End: 14:49

Grand Prix of Texas

SprintX

PRACTICE 2 - Friday September 1st 2017 - SECTOR ANALYSIS

SECTOR 1 = FL to I1, SECTOR 2 = I1 to I2, SECTOR 3 = I2 to FL, DIFF = Difference To Personal Best Lap, P = Crossed Finish Line in Pit Lane, D = Time Disallowed

Lap	Time	S1	S2	S3	Diff	MPH	Diff	Time
5 - D0	29.111		52.655	152.8	55.220	2:16.986 D	90.16	4.837 14:11:43.315
6 - D0	29.289		51.560	149.4	54.925	2:15.774	90.96	3.625 14:13:59.089
7 - D0	28.787		52.510	150.4	54.934	2:16.231	90.66	4.082 14:16:15.320
8 - D0	OUTLAP		51.368	157.1	54.206	10:41.574	19.25	8:29.425 14:26:56.894
9 - D0	28.153		50.435	157.5	53.651	2:12.239 D	93.39	0.090 14:29:09.133
10 - D0	28.346		50.561	158.6	53.598	2:12.505 D	93.21	0.356 14:31:21.638
11 - D0	28.488		50.938	157.9	53.936	2:13.362 (3)	92.61	1.213 14:33:35.000
12 - D0	28.369		50.100	159.7	53.680	2:12.149 (1)	93.46	14:35:47.149
13 - D0	28.176		50.577	160.9	53.428	2:12.181 (2)	93.43	0.032 14:37:59.330
14 - D0	28.079		50.299	160.5	56.655	2:15.033	91.46	2.884 14:40:14.363
15 - D0	28.236		50.665	159.0	IN PIT	2:15.149	91.38	3.000 14:42:29.512
16 - D0	OUTLAP		51.911	126.8	IN PIT	2:45.053 P	74.82	32.904 14:45:14.565

P22 18 Am/Am R3 Motorsports

Ferrari Challenge -

IDEAL LAP TIME : 2:12.319 BEST LAP TIME : 2:12.319

DIFFERENCE : 0.000

D1: Conrad GRUNEWALD D2: James WEILAND

LAP	SECTOR 1	SECTOR 2	SECTOR 3	LAP TIME	MPH	DIFF	TIME OF DAY
1 - D1	OUTLAP	51.371	148.4	54.286			13:57:24.643
2 - D1	28.305	50.432	160.1	53.582	2:12.319 (1)	93.34	13:59:36.962
3 - D1	28.319	50.760	156.4	54.148	2:13.227 (2)	92.70	0.908 14:01:50.189
4 - D1	28.653	51.052	156.0	54.386	2:14.091 (3)	92.10	1.772 14:04:04.280
5 - D1	28.784	51.446	156.0	54.521	2:14.751	91.65	2.432 14:06:19.031
6 - D1	28.654	51.476	159.4	54.482	2:14.612	91.75	2.293 14:08:33.643
7 - D1	28.885	52.006	159.0	56.233	2:17.124	90.07	4.805 14:10:50.767
8 - D1	28.933	51.545	157.1	54.730	2:15.208	91.34	2.889 14:13:05.975
9 - D1	28.854	51.808	156.7	54.923	2:15.585	91.09	3.266 14:15:21.560
10 - D1	30.095	51.745	156.4	IN PIT	2:22.273 P	86.81	9.954 14:17:43.833
11 - D1	OUTLAP	53.870	154.6	56.448	9:21.955	21.97	7:09.636 14:27:05.788
12 - D1	29.581	54.380	154.9	56.277	2:20.238	88.07	7.919 14:29:26.026
13 - D1	29.543	52.508	159.7	1:03.433	2:25.484	84.89	13.165 14:31:51.510
14 - D1	30.390	52.945	159.7	57.084	2:20.419	87.95	8.100 14:34:11.929
15 - D1	29.602	53.641	141.5	57.086	2:20.329	88.01	8.010 14:36:32.258
16 - D1	29.660	54.653	139.5	56.813	2:21.126	87.51	8.807 14:38:53.384
17 - D1	29.962	52.620	156.7	57.400	2:19.982	88.23	7.663 14:41:13.366
18 - D1	29.576	52.943	159.7	56.040	2:18.559	89.13	6.240 14:43:31.925
19 - D1	29.842	52.844	160.1	56.110	2:18.796	88.98	6.477 14:45:50.721

P23 04 Am/Am De La Torre Racing

Aston Martin Vantage GT3 - Delgac

IDEAL LAP TIME : 2:12.252 BEST LAP TIME : 2:12.610

DIFFERENCE : 0.358

D1: Jorge DE LA TORRE D2: Ate DE JONG

LAP	SECTOR 1	SECTOR 2	SECTOR 3	LAP TIME	MPH	DIFF	TIME OF DAY
1 - D1	OUTLAP	1:00.798	117.3	1:03.229			13:58:52.917
2 - D1	30.004	53.529	145.5	57.848	2:21.381	87.35	8.771 14:01:14.298
3 - D1	30.541	54.804	119.8	1:00.122	2:25.467	84.90	12.857 14:03:39.765
4 - D1	30.620	53.835	126.1	57.917	2:22.372	86.75	9.762 14:06:02.137
5 - D1	33.039	55.233	149.1	57.913	2:26.185	84.48	13.575 14:08:28.322
6 - D1	30.234	54.542	148.1	59.400	2:24.176	85.66	11.566 14:10:52.498
7 - D1	30.271	54.075	144.0	58.272	2:22.618	86.60	10.008 14:13:15.116
8 - D1	30.113	54.436	150.8	IN PIT	2:27.257 P	83.87	14.647 14:15:42.373
9 - D1	OUTLAP	57.805	140.6	54.587	11:18.360	18.20	9:05.750 14:27:00.733
10 - D1	28.162	50.625	160.9	54.081	2:12.868 (2)	92.95	0.258 14:29:13.601
11 - D1	28.185	50.861	162.0	53.683	2:12.729 D	93.05	0.119 14:31:26.330
12 - D1	28.479	50.577	160.9	53.554	2:12.610 (1)	93.13	14:33:38.940
13 - D1	28.791	50.536	160.1	55.324	2:14.651 (3)	91.72	2.041 14:35:53.591
14 - D1	28.675	54.267	131.5	IN PIT	2:22.575 P	86.62	9.965 14:38:16.166
15 - D1	OUTLAP	56.748	144.3	59.150	3:28.101	59.35	1:15.491 14:41:44.267
16 - D1	30.779	51.475	157.5	54.345	2:16.599 D	90.41	3.989 14:44:00.866
17 - D1	28.813	51.519	149.4	IN PIT	2:20.532 P	87.88	7.922 14:46:21.398

Circuit of the Americas

Circuit Length = 3.4308 miles

Start: 13:55 Flag 14:45 End: 14:49

Weather / Track : Sunny / Dry

Grand Prix of Texas

SprintX

PRACTICE 2 - Friday September 1st 2017 - SECTOR ANALYSIS

SECTOR 1 = FL to I1, SECTOR 2 = I1 to I2, SECTOR 3 = I2 to FL, DIFF = Difference To Personal Best Lap, P = Crossed Finish Line in Pit Lane, D = Time Disallowed

P24 23 Am/Am M1GT Racing				Audi R8 LMS Ultra - Tampa Bay Jaw Surgery/ Surgery Centers				
IDEAL LAP TIME : 2:12.612		BEST LAP TIME : 2:12.691		DIFFERENCE : 0.079				
D1: Jason BELL		D2: James DAYSON						
LAP	SECTOR 1	SECTOR 2	SECTOR 3	LAP TIME	MPH	DIFF	TIME OF DAY	
1 - D1	OUTLAP	58.834	124.5	1:00.656			13:57:44.145	
2 - D1	30.708	54.859	154.2	56.466	2:22.033	86.95	9.342	14:00:06.178
3 - D1	29.691	52.048	153.5	55.644	2:17.383	89.90	4.692	14:02:23.561
4 - D1	28.649	53.599	138.9	1:00.378	2:22.626	86.59	9.935	14:04:46.187
5 - D1	28.952	51.474	151.4	55.382	2:15.808	90.94	3.117	14:07:01.995
6 - D1	28.520	1:09.925	158.6	54.482	2:32.927	80.76	20.236	14:09:34.922
7 - D1	28.768	51.370	159.7	54.131	2:14.269	91.98	1.578	14:11:49.191
8 - D1	29.262	52.555	156.7	54.431	2:16.248	90.65	3.557	14:14:05.439
9 - D1	28.539	50.921	159.4	IN PIT	2:23.989	P 85.77	11.298	14:16:29.428
10 - D1	OUTLAP	54.660	144.6	1:11.525	10:37.482	19.37	8:24.791	14:27:06.910
11 - D1	35.538	53.802	151.4	54.502	2:23.842	85.86	11.151	14:29:30.752
12 - D1	28.632	51.205	154.9	54.318	2:14.155	(3) 92.06	1.464	14:31:44.907
13 - D1	28.843	51.929	158.6	1:15.352	2:36.124	79.10	23.433	14:34:21.031
14 - D1	29.202	51.251	159.0	53.842	2:14.295	91.96	1.604	14:36:35.326
15 - D1	28.549	52.319	151.4	54.124	2:14.992	91.49	2.301	14:38:50.318
16 - D1	28.400	51.028	159.4	54.489	2:13.917	(2) 92.22	1.226	14:41:04.235
17 - D1	28.272	50.498	159.7	53.921	2:12.691	(1) 93.08		14:43:16.926
18 - D1	28.406	51.453	154.9	55.290	2:15.149	91.38	2.458	14:45:32.075

P25 95 Pro/Am Tool Racing				Porsche 911 GT3 Cup - Tool of North America				
IDEAL LAP TIME : 2:12.853		BEST LAP TIME : 2:12.876		DIFFERENCE : 0.023				
D1: Erich JOINER		D2: Andy LEE						
LAP	SECTOR 1	SECTOR 2	SECTOR 3	LAP TIME	MPH	DIFF	TIME OF DAY	
1 - D2	OUTLAP	52.013	145.8	54.460		D	13:59:08.871	
2 - D2	28.786	52.434	140.9	54.588	2:15.808	90.94	2.932	14:01:24.679
3 - D2	28.443	51.047	145.2	54.971	2:14.461	91.85	1.585	14:03:39.140
4 - D2	28.575	51.175	145.5	53.723	2:13.473	(3) 92.53	0.597	14:05:52.613
5 - D2	28.466	50.738	151.1	53.672	2:12.876	(1) 92.95		14:08:05.489
6 - D2	28.459	50.903	151.8	53.890	2:13.252	(2) 92.68	0.376	14:10:18.741
7 - D2	28.538	51.278	153.9	IN PIT	2:17.727	P 89.67	4.851	14:12:36.468
8 - D2	OUTLAP	51.262	152.8	IN PIT	5:20.775	P 38.50	3:07.899	14:17:57.243
9 - D1	OUTLAP	53.829	111.6	58.249	9:12.162	22.36	6:59.286	14:27:09.405
10 - D1	30.450	52.340	141.5	55.226	2:18.016	89.48	5.140	14:29:27.421
11 - D1	29.210	52.061	152.8	55.273	2:16.544	90.45	3.668	14:31:43.965
12 - D1	29.315	52.639	136.3	56.302	2:18.256	89.33	5.380	14:34:02.221
13 - D1	29.111	52.480	153.2	55.237	2:16.828	90.26	3.952	14:36:19.049
14 - D1	29.823	53.262	152.1	55.956	2:19.041	88.82	6.165	14:38:38.090
15 - D1	29.492	52.504	150.8	55.664	2:17.660	89.72	4.784	14:40:55.750
16 - D1	29.605	52.006	151.1	56.168	2:17.779	89.64	4.903	14:43:13.529
17 - D1	29.451	52.124	155.7	57.199	2:18.774	89.00	5.898	14:45:32.303

P26 55 Pro/Am Dream Racing Motorsport				Lamborghini Huracan Super Trofeo -				
IDEAL LAP TIME : 2:14.318		BEST LAP TIME : 2:15.374		DIFFERENCE : 1.056				
D1: Yuki HARATA		D2: Alessandro BRESSAN						
LAP	SECTOR 1	SECTOR 2	SECTOR 3	LAP TIME	MPH	DIFF	TIME OF DAY	
1 - D1	OUTLAP	53.414	148.1	54.448			13:59:08.229	
2 - D1	28.925	53.591	148.1	59.279	2:21.795	87.10	6.421	14:01:30.024
3 - D1	28.976	52.727	146.5	54.699	2:16.402	90.54	1.028	14:03:46.426
4 - D1	29.285	52.284	148.1	54.529	2:16.098	90.75	0.724	14:06:02.524
5 - D1	31.339	53.201	141.5	IN PIT	2:24.330	P 85.57	8.956	14:08:26.854
6 - D1	OUTLAP	53.287	147.4	55.217	4:19.082	47.67	2:03.708	14:12:45.936
7 - D1	29.790	54.466	146.8	54.579	2:18.835	88.96	3.461	14:15:04.771

Circuit of the Americas

Circuit Length = 3.4308 miles

Start: 13:55 Flag 14:45 End: 14:49

Weather / Track : Sunny / Dry

Grand Prix of Texas

SprintX

PRACTICE 2 - Friday September 1st 2017 - SECTOR ANALYSIS

SECTOR 1 = FL to I1, SECTOR 2 = I1 to I2, SECTOR 3 = I2 to FL, DIFF = Difference To Personal Best Lap, P = Crossed Finish Line in Pit Lane, D = Time Disallowed

8 - D1	29.523	52.815	147.8	54.248	2:16.586	90.42	1.212	14:17:21.357
9 - D1	OUTLAP	52.727	148.7	55.057	10:05.280	20.40	7:49.906	14:27:26.637
10 - D2	29.345	51.815	149.4	54.352	2:15.512 (2)	91.14	0.138	14:29:42.149
11 - D2	28.757	52.901	149.7	53.863	2:15.521 (3)	91.13	0.147	14:31:57.670
12 - D2	28.680	52.324	150.8	54.370	2:15.374 (1)	91.23		14:34:13.044
13 - D2	28.902	52.330	150.4	54.932	2:16.164	90.70	0.790	14:36:29.208
14 - D2	29.162	52.129	150.8	IN PIT	2:18.603 P	89.10	3.229	14:38:47.811
15 - D1	OUTLAP	54.754	141.2	56.259	3:41.224	55.82	1:25.850	14:42:29.035
16 - D1	28.937	51.775	148.4	54.841	2:15.553	91.11	0.179	14:44:44.588
17 - D1	29.327	56.303	120.6	IN PIT	2:32.425 P	81.02	17.051	14:47:17.013

P27 90 Am/Am Autometrics Motorsports

Porsche 911 GT3 Cup - National Ability Center/ PRISMS

IDEAL LAP TIME : 2:15.893 BEST LAP TIME : 2:16.291 DIFFERENCE : 0.398
 D1: Cory FRIEDMAN D2: Joe TOUSSAINT

LAP	SECTOR 1	SECTOR 2	SECTOR 3	LAP TIME	MPH	DIFF	TIME OF DAY	
1 - D1	OUTLAP	57.848	100.6	1:02.923			13:58:02.823	
2 - D1	29.321	53.955	117.7	58.079	2:21.355	87.37	5.064	14:00:24.178
3 - D1	29.033	51.940	144.0	55.318	2:16.291 (1)	90.62		14:02:40.469
4 - D1	28.799	52.104	150.8	55.186	2:46.089 D	90.75		14:04:56.558
5 - D1	29.535	52.636	144.3	55.391	2:47.562 D	89.78	1.271	14:07:14.120
6 - D1	29.319	52.488	130.8	55.719	2:17.526 (3)	89.80	1.235	14:09:31.646
7 - D1	28.767	52.480	148.7	55.546	2:16.793 (2)	90.28	0.502	14:11:48.439
8 - D1	30.559	53.466	145.2	IN PIT	2:22.875 P	86.44	6.584	14:14:11.314
9 - D2	OUTLAP	56.117	152.1	59.712	12:27.372	16.52	10:11.081	14:26:38.686
10 - D2	29.770	53.065	152.1	56.853	2:19.688	88.41	3.397	14:28:58.374
11 - D2	29.605	53.089	149.1	56.518	2:19.212	88.72	2.921	14:31:17.586
12 - D2	29.415	53.289	153.2	57.385	2:20.089	88.16	3.798	14:33:37.675
13 - D2	31.092	54.317	151.1	56.427	2:21.836	87.07	5.545	14:35:59.511
14 - D2	29.750	1:06.973	154.9	57.740	2:34.463	79.96	18.172	14:38:33.974
15 - D2	32.080	1:11.335	131.3	58.239	2:41.654	76.40	25.363	14:41:15.628
16 - D2	29.585	53.115	154.6	56.768	2:19.468	88.55	3.177	14:43:35.096
17 - D2	29.502	54.983	147.4	IN PIT	2:29.205 P	82.77	12.914	14:46:04.301

P28 22 Am/Am Ferrari Fort Lauderdale

IDEAL LAP TIME : 2:18.783 BEST LAP TIME : 2:19.193 DIFFERENCE : 0.410
 D1: Francesco PIOVANETTI

LAP	SECTOR 1	SECTOR 2	SECTOR 3	LAP TIME	MPH	DIFF	TIME OF DAY	
1 - D0	OUTLAP	1:00.843	106.5	1:04.966			13:58:04.239	
2 - D0	30.904	54.441	157.9	58.179	2:23.524 (3)	86.05	4.331	14:00:27.763
3 - D0	29.661	1:13.517	148.7	56.933	2:40.444 D	77.13	20.918	14:03:07.874
4 - D0	29.907	52.769	158.2	56.517	2:19.193 (1)	88.73		14:05:27.067
5 - D0	29.497	53.118	157.5	56.628	2:19.243 (2)	88.70	0.050	14:07:46.310
6 - D0	29.773	53.932	155.3	IN PIT	2:25.620 P	84.81	6.427	14:10:11.930
7 - D0	OUTLAP	53.297	154.9	57.533	7:38.905	26.91	5:19.712	14:17:50.835

P29 03 Am/Am TRG

Porsche Cayman GT4 Clubsport MR - Mobttah Store / LaSalle S

IDEAL LAP TIME : 2:20.354 BEST LAP TIME : 2:20.778 DIFFERENCE : 0.424
 D1: Craig LYONS D2: Kris WILSON

LAP	SECTOR 1	SECTOR 2	SECTOR 3	LAP TIME	MPH	DIFF	TIME OF DAY	
1 - D2	OUTLAP	54.975	136.6	58.398			13:58:40.661	
2 - D2	30.473	53.727	145.5	56.578	2:20.778 (1)	87.73		14:01:01.439
3 - D2	30.153	53.673	144.6	56.625	2:20.454 D	87.93		14:03:21.890
4 - D2	30.243	53.846	146.8	56.705	2:20.794 (2)	87.72	0.016	14:05:42.684
5 - D2	31.357	54.123	126.8	IN PIT	2:29.906 P	82.39	9.128	14:08:12.590
6 - D2	OUTLAP	55.215	143.3	57.543	5:57.522	34.54	3:36.744	14:14:10.112
7 - D2	30.219	53.826	148.4	56.796	2:20.841 (3)	87.69	0.063	14:16:30.953
8 - D2	OUTLAP	54.522	129.0	57.356	10:58.282	18.76	8:37.504	14:27:29.235

Circuit of the Americas

Circuit Length = 3.4308 miles

Start: 13:55 Flag 14:45 End: 14:49

Weather / Track : Sunny / Dry

Grand Prix of Texas

SprintX

PRACTICE 2 - Friday September 1st 2017 - SECTOR ANALYSIS

SECTOR 1 = FL to I1, SECTOR 2 = I1 to I2, SECTOR 3 = I2 to FL, DIFF = Difference To Personal Best Lap, P = Crossed Finish Line in Pit Lane, D = Time Disallowed

9 - D2	30.103	54.041	147.8	58.262	2:22.406	86.73	1.628	14:29:51.641
10 - D2	30.437	54.400	148.4	IN PIT	2:26.549	P 84.27	5.771	14:32:18.190

P30 09 Am/Am TRG-AMR

Aston Martin Vantage GT4 - Lasalle Solutions/Adobe Road Wine

IDEAL LAP TIME : 2:20.946 BEST LAP TIME : 2:21.402 DIFFERENCE : 0.456
 D1: Sean GIBBONS D2: Derek DeBOER

LAP	SECTOR 1	SECTOR 2	SECTOR 3	LAP TIME	MPH	DIFF	TIME OF DAY	
1 - D1	OUTLAP	1:00.504	109.2	1:01.385			13:58:08.086	
2 - D1	31.327	55.521	146.5	57.430	2:24.278	85.60	2.876	14:00:32.364
3 - D1	30.302	53.991	148.1	57.586	2:21.879 (2)	87.05	0.477	14:02:54.243
4 - D1	31.541	54.370	149.1	56.913	2:22.824	86.47	1.422	14:05:17.067
5 - D1	30.416	54.760	147.4	56.811	2:21.987 (3)	86.98	0.585	14:07:39.054
6 - D1	30.375	53.909	148.4	IN PIT	2:25.724	P 84.75	4.322	14:10:04.778
7 - D1	OUTLAP	57.312	144.9	57.564	3:29.581	58.93	1:08.179	14:13:34.359
8 - D1	30.517	53.873	148.4	57.012	2:21.402 (1)	87.34		14:15:55.761
9 - D1	OUTLAP	56.928	149.1	58.125	11:19.468	18.17	8:58.066	14:27:15.229
10 - D1	31.128	54.868	147.4	57.640	2:23.636	85.98	2.234	14:29:38.865
11 - D1	30.790	55.939	143.3	59.002	2:25.731	84.75	4.329	14:32:04.596
12 - D1	30.821	55.433	148.4	IN PIT	2:29.011	P 82.88	7.609	14:34:33.607
13 - D1	OUTLAP	58.966	146.5	58.937	4:25.171	46.57	2:03.769	14:38:58.778
14 - D1	30.562	54.423	149.7	57.019	2:22.004	86.97	0.602	14:41:20.782
15 - D1	31.799	55.909	142.7	IN PIT	2:31.438	P 81.55	10.036	14:43:52.220

P31 019 Am/Am Stephen Cameron Racing

BMW M3 E46 - ART RACING

IDEAL LAP TIME : 2:21.105 BEST LAP TIME : 2:21.826 DIFFERENCE : 0.721
 D1: Aristotle BALOGH D2: Greg LIEFOOGHE

LAP	SECTOR 1	SECTOR 2	SECTOR 3	LAP TIME	MPH	DIFF	TIME OF DAY	
1 - D1	OUTLAP	56.572	134.4	IN PIT		P	13:58:49.592	
2 - D1	OUTLAP	53.897	147.4	56.899	6:05.024	33.83	3:43.198	14:04:54.616
3 - D1	30.516	54.091	140.6	57.219	2:21.826 (1)	87.08		14:07:16.442
4 - D1	30.309	55.506	146.2	IN PIT	2:26.195	P 84.48	4.369	14:09:42.637
5 - D1	OUTLAP	55.010	134.7	58.091	17:33.309	11.72	15:11.483	14:27:15.946
6 - D1	30.852	55.056	137.7	IN PIT	2:40.891	P 76.76	19.065	14:29:56.837

P32 017 Pro/Am Case-it Racing

Porsche Cayman GT4 Clubsport MR - Case-it

IDEAL LAP TIME : 2:21.423 BEST LAP TIME : 2:21.899 DIFFERENCE : 0.476
 D1: Adam MERZON D2: Trent HINDMAN

LAP	SECTOR 1	SECTOR 2	SECTOR 3	LAP TIME	MPH	DIFF	TIME OF DAY	
1 - D2	OUTLAP	1:06.640	112.7	1:05.499			13:57:55.478	
2 - D2	31.136	54.707	129.3	57.500	2:23.343	D 86.16	1.444	14:00:18.821
3 - D2	30.356	54.863	144.0	56.385	2:21.604	D 87.22		14:02:40.425
4 - D2	30.616	54.682	144.0	56.601	2:21.899 (1)	87.04		14:05:02.324
5 - D2	30.558	54.900	144.9	57.210	2:22.668	(2) 86.57	0.769	14:07:24.992
6 - D2	30.731	55.341	144.3	IN PIT	2:27.433	P 83.77	5.534	14:09:52.425
7 - D2	OUTLAP	55.239	145.5	57.374	2:45.714	74.53	23.815	14:12:38.139
8 - D2	30.586	55.110	144.9	IN PIT	2:27.641	P 83.65	5.742	14:15:05.780
9 - D2	OUTLAP	55.100	145.2	58.590	11:40.969	17.61	9:19.070	14:26:46.749
10 - D2	30.819	54.859	145.5	57.341	2:23.019	(3) 86.35	1.120	14:29:09.768
11 - D2	30.661	54.714	144.9	IN PIT	2:27.801	P 83.56	5.902	14:31:37.569

P33 47 Am/Am NOLAsport

Porsche Cayman GT4 Clubsport MR -

IDEAL LAP TIME : 2:23.995 BEST LAP TIME : 2:24.591 DIFFERENCE : 0.596
 D1: Mike VESS D2: Jason HART

LAP	SECTOR 1	SECTOR 2	SECTOR 3	LAP TIME	MPH	DIFF	TIME OF DAY	
1 - D1	OUTLAP	1:03.621	104.6	1:06.128			13:58:06.605	
2 - D1	32.126	56.096	146.2	59.282	2:27.504	83.73	2.913	14:00:34.109

Circuit of the Americas

Circuit Length = 3.4308 miles

Start: 13:55 Flag 14:45 End: 14:49

Weather / Track : Sunny / Dry

Grand Prix of Texas

SprintX

PRACTICE 2 - Friday September 1st 2017 - SECTOR ANALYSIS

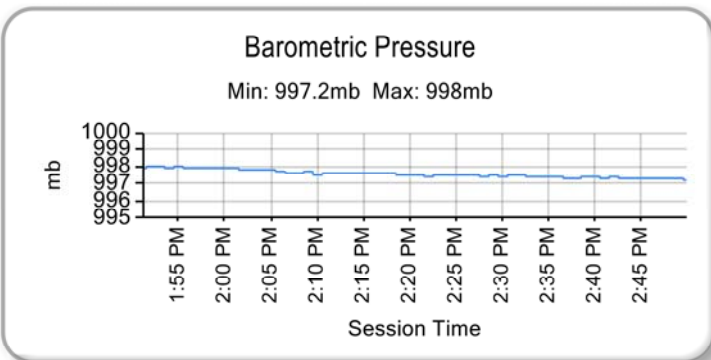
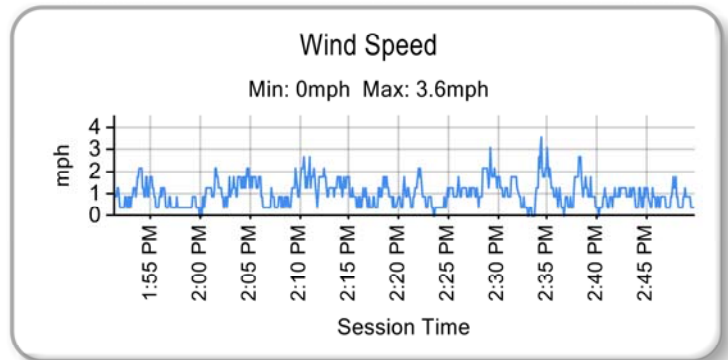
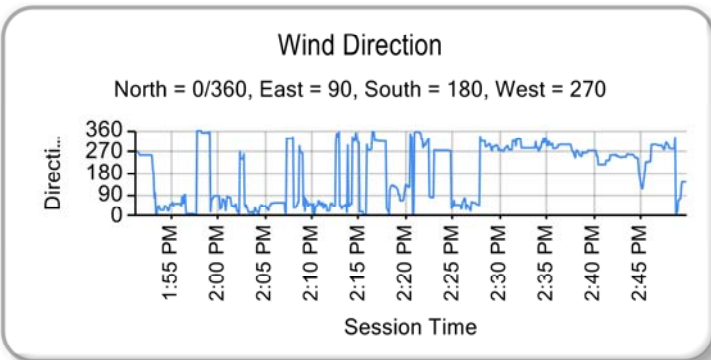
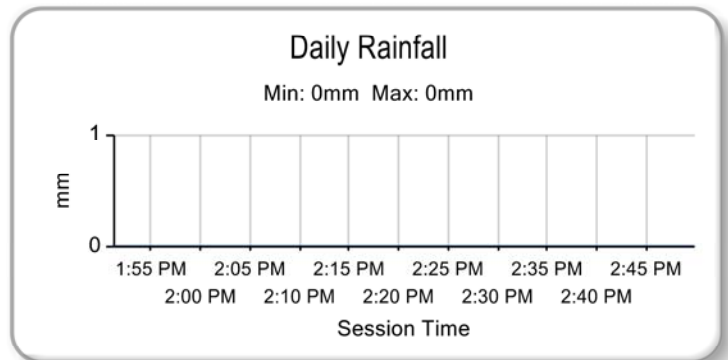
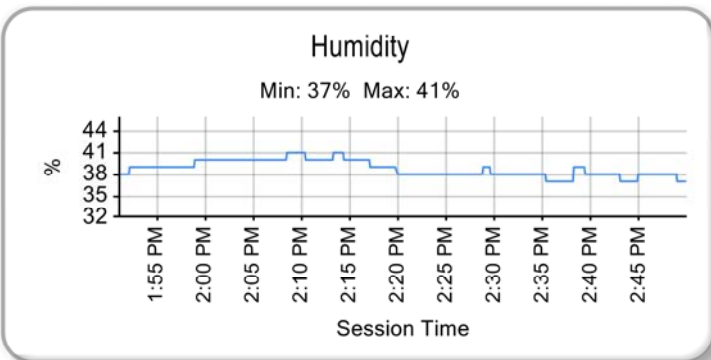
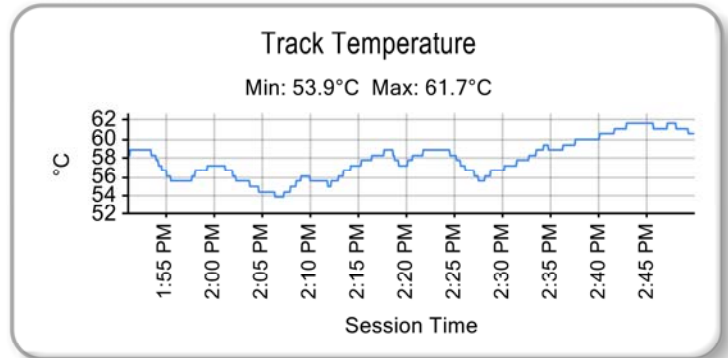
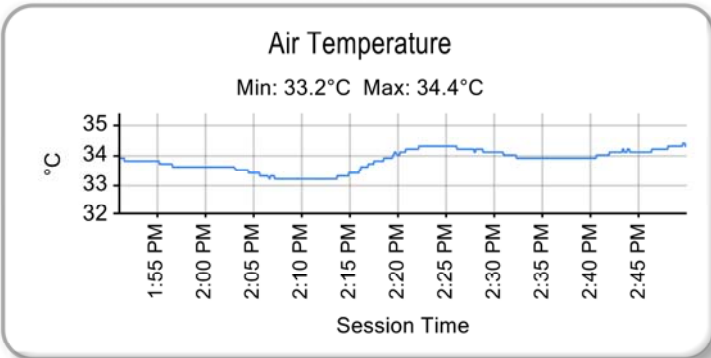
SECTOR 1 = FL to I1, SECTOR 2 = I1 to I2, SECTOR 3 = I2 to FL, DIFF = Difference To Personal Best Lap, P = Crossed Finish Line in Pit Lane, D = Time Disallowed

3 - D1	31.284	55.044	145.8	1:01.505	2:27.833	83.54	3.242	14:03:01.942
4 - D1	31.516	54.973	145.2	58.102	2:24.591 (1)	85.41		14:05:26.533
5 - D1	31.591	55.289	145.8	59.144	2:26.024	84.58	1.433	14:07:52.557
6 - D1	32.148	54.920	146.2	58.709	2:25.777	84.72	1.186	14:10:18.334
7 - D1	31.314	55.337	145.8	59.032	2:25.683	84.77	1.092	14:12:44.017
8 - D1	31.411	55.011	144.9	58.965	2:25.387 (3)	84.95	0.796	14:15:09.404
9 - D1	31.057	1:01.994	55.7	IN PIT	19:49.393 P	10.38	17:24.802	14:34:58.797
10 - D1	OUTLAP	55.789	146.5	58.278	2:49.275 D	72.96	24.684	14:37:48.072
11 - D1	32.669	55.693	147.4	59.122	2:27.484 D	83.74	2.893	14:40:15.556
12 - D1	31.199	55.992	146.8	59.336	2:26.527	84.29	1.936	14:42:42.083
13 - D1	31.427	54.836	146.2	58.575	2:24.838 (2)	85.27	0.247	14:45:06.921

Grand Prix of Texas

SprintX

PRACTICE 2 - Friday September 1st 2017 - WEATHER CONDITIONS



Weather / Track : Sunny / Dry

Results can be found at www.tsl-timing.com

Circuit of the Americas
Circuit Length = 3.4308 miles
Start: 13:55 Flag 14:45 End: 14:49

Printed - 14:53 Friday, September 1, 2017

Grand Prix of Texas

SprintX

ROUND 4 CTMP MAKE-UP - Friday September 1st 2017 - GRID (60 minutes)

5 A 9 B 8 9 8 &



ROW 15				
ROW 14	28	Liefooghe 019 Stephen Cameron Racing GTS - Am/Am		Hindman 27 017 Case-it Racing GTS - Pro/Am
ROW 13				
ROW 12	24	Toussaint 90 Autometrics Motorsports GT Cup - Am/Am		Bressan 23 55 Dream Racing Motorsport GT Cup - Pro/Am
ROW 11				
ROW 10				Jaminet 19 14 GMG Racing GT - Pro/Am
ROW 9	18	Lewis 6 K-PAX Racing GT - Pro/Pro		Ostella 17 23 M1GT Racing GT - Am/Am
ROW 8	16	Cisneros 30 MOMO/NGT Motorsports GT - Am/Am		Kox 15 93 RealTime Racing GT - Pro/Pro
ROW 7	14	Barnicoat 9 K-PAX Racing GT - Pro/Pro		Heylen 13 16 Wright Motorsports GT - Pro/Am
ROW 6	12	Udell 77 Calvert Dynamics GT - Pro/Am		Dyer 11 43 RealTime Racing GT - Pro/Pro
ROW 5	10	Obi 88 Absolute Racing GT - Pro/Pro		Seefried 9 44 Magnus Racing GT - Pro/Am
ROW 4	8	Pumpelly 4 Magnus Racing GT - Pro/Pro		Sanchez 7 75 Always Evolving/AIM Autosport Nissan GT-R Nismo GT3 GT - Pro/Am
ROW 3	6	Schiro 31 TR3 Racing GT - Pro/Pro		J Taylor 5 8 Cadillac Racing GT - Pro/Pro
ROW 2	4	R Taylor 3 Cadillac Racing GT - Pro/Pro		Dalziel 3 2 CRP Racing GT - Pro/Pro
ROW 1	2	Bergmeister 58 Wright Motorsports GT - Pro/Pro		Bleekemolen 1 54 Black Swan Racing GT - Pro/Am
Pole				

Correction to start drivers #88 & #6

Circuit of the Americas
Circuit Length = 3.4308 miles

These results are provisional until the conclusion of any judicial and technical matters.

Chief Steward :		Chief of Timing
-----------------	--	-----------------

Results can be found at www.tsl-timing.com

Printed - 15:28 Thursday, August 31, 2017



Grand Prix of Texas

SprintX

ROUND 4 CTMP MAKE-UP - Friday September 1st 2017 - CLASSIFICATION FINAL



POS	NO	GRP	CL	NAME	ENTRY	LAPS	TIME	GAP	DIFF	MPH	BEST	ON
1	58	GT	Pro/Pro	LONG / BERGMEISTER	Wright Motorsports - Porsche 911 GT3 R - -	27	1:00:43.581			96.96	2:07.375	6
2	31	GT	Pro/Pro	MANCINELLI / SCHIRO	TR3 Racing - Ferrari 488 GT3 - Italian Shoemaker - Italian Shoemaker	27	1:00:46.822	3.241	3.241	96.96	2:07.377	14
3	2	GT	Pro/Pro	MORAD / DALZIEL	CRP Racing - Mercedes AMG GT3 - DeVilbiss/ Emkay - DeVilbiss	27	1:00:54.699	11.118	7.877	96.89	2:07.462	7
4	8	GT	Pro/Pro	COOPER / TAYLOR	Cadillac Racing - Cadillac ATS-V.R - Cadillac - Cadillac	27	1:01:04.998	21.417	10.299	96.77	2:07.622	6
5	3	GT	Pro/Pro	TAYLOR / O'CONNELL	Cadillac Racing - Cadillac ATS-V.R - Cadillac - Cadillac	27	1:01:05.730	22.149	0.732	96.89	2:07.467	7
6	4	GT	Pro/Pro	KAFFER / PUMPELLY	Magnus Racing - Audi RS 8 LMS - -	27	1:01:21.922	38.341	16.192	96.21	2:08.370	4
7	88	GT	Pro/Pro	ABRIL / FONG	Absolute Racing - Bentley Continental GT3 - Absolute Racing/	27	1:01:23.085	39.504	1.163	96.68	2:07.748	11
8	6	GT	Pro/Pro	SELLERS / LEWIS	K-PAX Racing - McLaren 650S GT3 - -	27	1:01:33.344	49.763	10.259	96.24	2:08.330	7
9	43	GT	Pro/Pro	EVERSLEY / DYER	RealTime Racing - Acura NSX GT3 - Acura/ HPD/ RealTime - /	27	1:01:35.256	51.675	1.912	96.16	2:08.433	12
10	14	GT	Pro/Am	SOFRONAS / JAMINET	GMG Racing - Porsche 911 GT3 R - GMG/ Spyder/ Mobil 1 - G	27	1:01:44.925	1:01.344	9.669	97.27	2:06.971	9
11	54	GT	Pro/Am	PAPPAS / BLEEKEMOLEN	Black Swan Racing - Mercedes AMG GT3 - -	27	1:01:45.829	1:02.248	0.904	97.06	2:07.242	7
12	75	GT	Pro/Am	MONTECALVO / SANCHEZ	Always Evolving/AIM Autosport Nissan GT-R Nismo GT3 - Niss	27	1:01:59.043	1:15.462	13.214	96.11	2:08.498	5
13	44	GT	Pro/Am	POTTER / SEEFRIED	Magnus Racing - Audi RS 8 LMS - -	27	1:02:09.909	1:26.328	10.866	96.59	2:07.865	5
14	16*	GT	Pro/Am	SCHEIN / HEYLEN	Wright Motorsports - Porsche 911 GT3 R - Wright Motorsports	27	1:02:28.571	1:44.990	18.662	96.30	2:08.248	9
15	30	GT	Am/Am	CISNEROS / LUDWIG	MOMO/NGT Motorsports - Ferrari 458 GT3 - Momo / Safecraft	27	1:02:48.219	2:04.638	19.648	95.07	2:09.902	8
16	77	GT	Pro/Am	CALVERT / UDELL	Calvert Dynamics - Porsche 911 GT3 R - Calvert Dynamics/ P	26	1:00:51.770	1 Lap	1 Lap	96.91	2:07.436	9
17	23	GT	Pro/Am	DAYSON / OSTELLA	M1GT Racing - Audi R8 LMS Ultra - Tampa Bay Jaw Surgery/	26	1:01:29.580	1 Lap	37.810	94.89	2:10.151	6
18	55	GT Cup	Pro/Am	HARATA / BRESSAN	Dream Racing Motorsport - Lamborghini Huracan Super Trofeo	26	1:02:11.220	1 Lap	41.640	92.43	2:13.613	4
19	90	GT Cup	Am/Am	FRIEDMAN / TOUSSAINT	Autometrics Motorsports - Porsche 911 GT3 Cup - National Ab	25	1:01:31.937	2 Laps	1 Lap	91.04	2:15.662	12
20	017	GTS	Pro/Am	MERZON / HINDMAN	Case-it Racing - Porsche Cayman GT4 Clubsport MR - Case-it	24	1:01:56.868	3 Laps	1 Lap	87.93	2:20.455	6
21	9	GT	Pro/Pro	PARENTE / BARNICOAT	K-PAX Racing - McLaren 650S GT3 - -	17	1:02:12.250	10 Laps	7 Laps	96.61	2:07.831	8
22	019	GTS	Am/Am	BALOGH / LIEFOOGHE	Stephen Cameron Racing - BMW M3 E46 - ART RACING - AR	11	27:51.225	16 Laps	6 Laps	87.90	2:20.509	6

NOT CLASSIFIED

NC	93	GT	Pro/Pro	KOX / WILKINS	RealTime Racing - Acura NSX GT3 - Acura/ HPD/ RealTime - Acura	6	21 Laps	5 Laps	94.86	2:10.189	5
----	----	----	---------	---------------	--	---	---------	--------	-------	----------	---

FASTEST LAPS

14	Pro/Am	GMG Racing	Porsche 911 GT3 R	9	2:06.971	97.27 mph	156.54 kph
58	Pro/Pro	Wright Motorsports	Porsche 911 GT3 R	6	2:07.375	96.96 mph	156.04 kph
30	Am/Am	MOMO/NGT Motorsports	Ferrari 458 GT3	8	2:09.902	95.07 mph	153.01 kph
55	Pro/Am	Dream Racing Motorsport	Lamborghini Huracan Super Trofeo	4	2:13.613	92.43 mph	148.76 kph
90	Am/Am	Autometrics Motorsports	Porsche 911 GT3 Cup	12	2:15.662	91.04 mph	146.51 kph
017	Pro/Am	Case-it Racing	Porsche Cayman GT4 Clubsport MR	6	2:20.455	87.93 mph	141.51 kph
019	Am/Am	Stephen Cameron Racing	BMW M3 E46	6	2:20.509	87.90 mph	141.46 kph

Car #16 - Post race drive thru of 42 seconds - PWCR 1.11.3 - Stewards' Decision No. 1

Circuit of the Americas
 Circuit Length = 3.4308 miles
 Start: 18:59 Flag 19:59 End: 20:04

Weather / Track : Sunny / Dry

These results are provisional until the conclusion of any judicial and technical matters.

Chief Steward :	Chief of Timing
-----------------	-----------------

Results can be found at www.tsl-timing.com

Printed - 11:59 Monday, Monday, September 4, 2017



Grand Prix of Texas

SprintX - GT Class

ROUND 4 CTMP MAKE-UP - Friday September 1st 2017 - CLASSIFICATION FINAL



POS	NO	CL	PIC	TEAM / DRIVERS	CAR / ENTRY	LAPS	TIME	GAP	DIFF	MPH	BEST	ON
1	58	Pro/Prc	1	Patrick LONG / Joerg BERGMEISTER Wright Motorsports	Porsche 911 GT3 R	27	1:00:43.581			91.34	2:07.375	6
2	31	Pro/Prc	2	Daniel MANCINELLI / Niccolo SCHIRO TR3 Racing	Ferrari 488 GT3 Italian Shoemaker	27	1:00:46.822	3.241	3.241	91.26	2:07.377	14
3	2	Pro/Prc	3	Daniel MORAD / Ryan DALZIEL CRP Racing	Mercedes AMG GT3 DeVilbiss/ Emkay	27	1:00:54.699	11.118	7.877	91.06	2:07.462	7
4	8	Pro/Prc	4	Michael COOPER / Jordan TAYLOR Cadillac Racing	Cadillac ATS-V.R Cadillac	27	1:01:04.998	21.417	10.299	90.80	2:07.622	6
5	3	Pro/Prc	5	Ricky TAYLOR / Johnny O'CONNELL Cadillac Racing	Cadillac ATS-V.R Cadillac	27	1:01:05.730	22.149	0.732	90.78	2:07.467	7
6	4	Pro/Prc	6	Pierre KAFFER / Spencer PUMPELLY Magnus Racing	Audi RS 8 LMS	27	1:01:21.922	38.341	16.192	90.39	2:08.370	4
7	88	Pro/Prc	7	Vincent ABRIL / Adderley FONG Absolute Racing	Bentley Continental GT3 Absolute Racing/Bentley Motorsports/Sj	27	1:01:23.085	39.504	1.163	90.36	2:07.748	11
8	6	Pro/Prc	8	Bryan SELLERS / Michael LEWIS K-PAX Racing	McLaren 650S GT3	27	1:01:33.344	49.763	10.259	90.11	2:08.330	7
9	43	Pro/Prc	9	Ryan EVERSLEY / Tom DYER RealTime Racing	Acura NSX GT3 Acura/ HPD/ RealTime	27	1:01:35.256	51.675	1.912	90.06	2:08.433	12
10	14	Pro/Am	1	James SOFRONAS / Mathieu JAMINET GMG Racing	Porsche 911 GT3 R GMG/ Spyder/ Mobil 1	27	1:01:44.925	1:01.344	9.669	89.82	2:06.971	9
11	54	Pro/Am	2	Tim PAPPAS / Jeroen BLEEKEMOLEN Black Swan Racing	Mercedes AMG GT3	27	1:01:45.829	1:02.248	0.904	89.80	2:07.242	7
12	75	Pro/Am	3	Frank MONTECALVO / Ricardo SANCHEZ Always Evolving/AIM Autosport Nissan GT-R Nismo GT3	Nissan GT-R Nismo GT3	27	1:01:59.043	1:15.462	13.214	89.48	2:08.498	5
13	44	Pro/Am	4	John POTTER / Marco SEEFRIED Magnus Racing	Audi RS 8 LMS	27	1:02:09.909	1:26.328	10.866	89.22	2:07.865	5
14	16 *	Pro/Am	5	Michael SCHEIN / Jan HEYLEN Wright Motorsports	Porsche 911 GT3 R Wright Motorsports	27	1:02:28.571	1:44.990	18.662	88.78	2:08.248	9
15	30	Am/Am	1	Henrique CISNEROS / Peter LUDWIG MOMO/NGT Motorsports	Ferrari 458 GT3 Momo / Safecraft	27	1:02:48.219	2:04.638	19.648	88.32	2:09.902	8
16	77	Pro/Am	6	Preston CALVERT / Alec UDELL Calvert Dynamics	Porsche 911 GT3 R Calvert Dynamics/ Phoenix Performance	26	1:00:51.770	1 Lap	1 Lap	87.75	2:07.436	9
17	23	Pro/Am	7	James DAYSON / David OSTELLA M1GT Racing	Audi R8 LMS Ultra Tampa Bay Jaw Surgery/ Surgery Cent	26	1:01:29.580	1 Lap	37.810	86.85	2:10.151	6
18	9	Pro/Prc	10	Alvaro PARENTE / Ben BARNICOAT K-PAX Racing	McLaren 650S GT3	17	1:02:12.250	10 Laps	9 Laps	56.07	2:07.831	8

NOT CLASSIFIED

NC	93	Pro/Prc		Peter KOX / Mark WILKINS RealTime Racing	Acura NSX GT3 Acura/ HPD/ RealTime	6	15:15.350	21 Laps	11 Laps	80.23	2:10.189	5
----	----	---------	--	---	---------------------------------------	---	-----------	---------	---------	-------	----------	---

FASTEST LAP

14	Pro/Am	James SOFRONAS / Mathieu JAMINET GMG Racing	Porsche 911 GT3 R GMG/ Spyder/ Mobil 1	9	2:06.971	97.27 mph	156.54 kph
58	Pro/Prc	Patrick LONG / Joerg BERGMEISTER Wright Motorsports	Porsche 911 GT3 R	6	2:07.375	96.96 mph	156.04 kph
30	Am/Am	Henrique CISNEROS / Peter LUDWIG MOMO/NGT Motorsports	Ferrari 458 GT3 Momo / Safecraft	8	2:09.902	95.07 mph	153.01 kph

Car #16 - Post race drive thru of 42 seconds - PWCR 1.11.3 - Stewards' Decision No. 1

Circuit of the Americas
Circuit Length = 3.4308 miles
Start: 18:59 Flag 19:59 End: 20:04

Weather / Track : Sunny / Dry

These results are provisional until the conclusion of any judicial and technical matters.

Chief Steward :	Chief of Timing
-----------------	-----------------

Results can be found at www.tsl-timing.com

Printed - 12:00 Monday, Monday, September 4, 2017



Grand Prix of Texas

SprintX - GT Cup Class

ROUND 4 CTMP MAKE-UP - Friday September 1st 2017 - CLASSIFICATION FINAL



POS	NO	CL	PIC	TEAM / DRIVERS	CAR / ENTRY	LAPS	TIME	GAP	DIFF	MPH	BEST	ON
1	55	Pro/Am	1	Yuki HARATA / Alessandro BRESSAN Dream Racing Motorsport	Lamborghini Huracan Super Trc	26	1:02:11.220			85.88	2:13.613	4
2	90	Am/Am	1	Cory FRIEDMAN / Joe TOUSSAINT Autometrics Motorsports	Porsche 911 GT3 Cup National Ability Center/ PRISMS	25	1:01:31.937	1 Lap	1 Lap	83.45	2:15.662	12
FASTEST LAP												
55	Pro/Am	Yuki HARATA / Alessandro BRESSAN Dream Racing Motorsport			Lamborghini Huracan Super Trc	4	2:13.613		92.43 mph		148.76 kph	
90	Am/Am	Cory FRIEDMAN / Joe TOUSSAINT Autometrics Motorsports			Porsche 911 GT3 Cup National Ability Center/ PRISMS	12	2:15.662		91.04 mph		146.51 kph	

Car #16 - Post race drive thru of 42 seconds - PWCR 1.11.3 - Stewards' Decision No. 1

Weather / Track : Sunny / Dry

These results are provisional until the conclusion of any judicial and technical matters.

Circuit of the Americas

Circuit Length = 3.4308 miles

Start: 18:59 Flag 19:59 End: 20:04

Chief Steward :	Chief of Timing
-----------------	-----------------

Results can be found at www.tsl-timing.com

Printed - 12:27 Monday, Monday, September 4, 2017



Grand Prix of Texas

SprintX - GTS Class

ROUND 4 CTMP MAKE-UP - Friday September 1st 2017 - CLASSIFICATION FINAL



POS	NO	CL	PIC	TEAM / DRIVERS	CAR / ENTRY	LAPS	TIME	GAP	DIFF	MPH	BEST	ON
1	017	Pro/Am	1	Adam MERZON / Trent HINDMAN Case-it Racing	Porsche Cayman GT4 Clubspor Case-it	24	1:01:56.868			79.57	2:20.455	6
2	019	Am/Am	1	Aristotle BALOGH / Greg LIEFOOGHE Stephen Cameron Racing	BMW M3 E46 ART RACING	11	27:51.225	13 Laps	13 Laps	80.89	2:20.509	6
FASTEST LAP												
017	Pro/Am	Adam MERZON / Trent HINDMAN Case-it Racing	Porsche Cayman GT4 Clubspor Case-it	6	2:20.455	87.93 mph	141.51 kph					
019	Am/Am	Aristotle BALOGH / Greg LIEFOOGHE Stephen Cameron Racing	BMW M3 E46 ART RACING	6	2:20.509	87.90 mph	141.46 kph					

Car #16 - Post race drive thru of 42 seconds - PWCR 1.11.3 - Stewards' Decision No. 1

Weather / Track : Sunny / Dry

These results are provisional until the conclusion of any judicial and technical matters.

Circuit of the Americas
Circuit Length = 3.4308 miles
Start: 18:59 Flag 19:59 End: 20:04

Chief Steward :	Chief of Timing
-----------------	-----------------

Results can be found at www.tsl-timing.com

Printed - 12:29 Monday, Monday, September 4, 2017



Grand Prix of Texas

SprintX

ROUND 4 CTMP MAKE-UP - Friday September 1st 2017 - BEST SECTORS

SECTOR 1			SECTOR 2			SECTOR 3			IDEAL / BEST COMPARISON						
POS	NO	NAME	TIME	NO	NAME	TIME	NO	NAME	TIME	POS	NO	NAME	IDEAL	BEST	DIFF
												PERFECT LAP	2:06.645		
1	14	GMG Racing	26.947	8	Cadillac Racing	48.384	54	Black Swan Racing	51.314	1	14	GMG Racing	2:06.885	2:06.971	0.086
2	77	Calvert Dynamics	26.960	31	TR3 Racing	48.389	2	CRP Racing	51.380	2	31	TR3 Racing	2:06.954	2:07.377	0.423
3	58	Wright Motorsports	27.144	3	Cadillac Racing	48.406	58	Wright Motorsports	51.388	3	58	Wright Motorsports	2:07.029	2:07.375	0.346
4	31	TR3 Racing	27.148	14	GMG Racing	48.475	31	TR3 Racing	51.417	4	77	Calvert Dynamics	2:07.080	2:07.436	0.356
5	16	Wright Motorsports	27.151	58	Wright Motorsports	48.497	14	GMG Racing	51.463	5	2	CRP Racing	2:07.218	2:07.462	0.244
6	8	Cadillac Racing	27.186	2	CRP Racing	48.517	44	Magnus Racing	51.473	6	54	Black Swan Racing	2:07.221	2:07.242	0.021
7	88	Absolute Racing	27.202	77	Calvert Dynamics	48.527	3	Cadillac Racing	51.576	7	3	Cadillac Racing	2:07.254	2:07.467	0.213
8	75	Always Evolving/AI	27.248	54	Black Swan Racing	48.636	77	Calvert Dynamics	51.593	8	8	Cadillac Racing	2:07.622	2:07.622	0.000
9	54	Black Swan Racing	27.271	9	K-PAX Racing	48.677	88	Absolute Racing	51.659	9	88	Absolute Racing	2:07.662	2:07.748	0.086
10	3	Cadillac Racing	27.272	4	Magnus Racing	48.730	6	K-PAX Racing	51.685	10	16	Wright Motorsports	2:07.723	2:08.248	0.525
11	9	K-PAX Racing	27.272	16	Wright Motorsports	48.732	4	Magnus Racing	51.785	11	9	K-PAX Racing	2:07.797	2:07.831	0.034
12	6	K-PAX Racing	27.275	43	RealTime Racing	48.765	16	Wright Motorsports	51.840	12	44	Magnus Racing	2:07.798	2:07.865	0.067
13	2	CRP Racing	27.321	88	Absolute Racing	48.801	9	K-PAX Racing	51.848	13	6	K-PAX Racing	2:08.016	2:08.330	0.314
14	43	RealTime Racing	27.353	75	Always Evolving/AI	48.838	75	Always Evolving/AI	52.041	14	4	Magnus Racing	2:08.089	2:08.370	0.281
15	44	Magnus Racing	27.452	44	Magnus Racing	48.873	8	Cadillac Racing	52.052	15	75	Always Evolving/AI	2:08.127	2:08.498	0.371
16	30	MOMO/NGT Motors	27.525	6	K-PAX Racing	49.056	43	RealTime Racing	52.072	16	43	RealTime Racing	2:08.190	2:08.433	0.243
17	4	Magnus Racing	27.574	93	RealTime Racing	49.390	23	M1GT Racing	52.358	17	30	MOMO/NGT Motors	2:09.425	2:09.902	0.477
18	23	M1GT Racing	27.678	30	MOMO/NGT Motors	49.442	30	MOMO/NGT Motors	52.458	18	93	RealTime Racing	2:09.608	2:10.189	0.581
19	93	RealTime Racing	27.746	23	M1GT Racing	49.793	93	RealTime Racing	52.472	19	23	M1GT Racing	2:09.829	2:10.151	0.322
20	55	Dream Racing Moto	28.599	55	Dream Racing Moto	51.487	55	Dream Racing Moto	53.526	20	55	Dream Racing Motors	2:13.612	2:13.613	0.001
21	90	Autometrics Motors	28.746	90	Autometrics Motors	51.790	90	Autometrics Motors	54.770	21	90	Autometrics Motors	2:15.306	2:15.662	0.356
22	017	Case-it Racing	30.103	019	Stephen Cameron F	53.424	017	Case-it Racing	56.229	22	017	Case-it Racing	2:20.263	2:20.455	0.192
23	019	Stephen Cameron F	30.223	017	Case-it Racing	53.931	019	Stephen Cameron F	56.675	23	019	Stephen Cameron Ra	2:20.322	2:20.509	0.187

Weather / Track : Sunny / Dry

Circuit of the Americas
 Circuit Length = 3.4308 miles
 Start: 18:59 Flag 19:59 End: 20:04

Results can be found at www.tsl-timing.com

Printed - 20:17 Friday, September 1, 2017

Grand Prix of Texas

SprintX

ROUND 4 CTMP MAKE-UP - Friday September 1st 2017 - BEST SPEEDS

INTERMEDIATE 1				INTERMEDIATE 2			FINISH LINE		
POS	NO	NAME	MPH	NO	NAME	MPH	NO	NAME	MPH
1				3	Cadillac Racing	165.2			
2				8	Cadillac Racing	164.8			
3				75	Always Evolving/AIM Autosport N	164.8			
4				88	Absolute Racing	164.0			
5				14	GMG Racing	163.6			
6				30	MOMO/NGT Motorsports	163.6			
7				16	Wright Motorsports	162.8			
8				31	TR3 Racing	162.0			
9				6	K-PAX Racing	162.0			
10				77	Calvert Dynamics	162.0			
11				9	K-PAX Racing	162.0			
12				58	Wright Motorsports	161.7			
13				43	RealTime Racing	161.7			
14				23	M1GT Racing	161.3			
15				2	CRP Racing	160.9			
16				4	Magnus Racing	160.1			
17				93	RealTime Racing	160.1			
18				44	Magnus Racing	159.7			
19				54	Black Swan Racing	159.4			
20				90	Autometrics Motorsports	155.7			
21				55	Dream Racing Motorsport	152.1			
22				017	Case-it Racing	147.4			
23				019	Stephen Cameron Racing	146.8			

Weather / Track : Sunny / Dry

Results can be found at www.tsl-timing.com

Circuit of the Americas
Circuit Length = 3.4308 miles
Start: 18:59 Flag 19:59 End: 20:04

Printed - 20:18 Friday, September 1, 2017

Grand Prix of Texas

SprintX

ROUND 4 CTMP MAKE-UP - Friday September 1st 2017 - LAP CHART

LAP 1 @ 19:01:27.501			LAP 2 @ 19:05:21.429			LAP 3 @ 19:07:29.304			LAP 4 @ 19:09:37.127			LAP 5 @ 19:11:44.852		
NO	BEHIND	LAP TIME	NO	BEHIND	LAP TIME	NO	BEHIND	LAP TIME	NO	BEHIND	LAP TIME	NO	BEHIND	LAP TIME
58		2:26.775	58		3:53.928	58		2:07.875	58		2:07.823	58		2:07.725
54	1.104	2:27.879	54	0.478	3:53.302	54	1.713	2:09.110	54	1.808	2:07.918	54	1.664	2:07.581
3	2.313	2:29.088	3	0.950	3:52.565	3	2.277	2:09.202	3	2.726	2:08.272	3	2.734	2:07.733
2	3.360	2:30.135	2	1.242	3:51.810	2	2.598	2:09.231	2	3.156	2:08.381	2	3.136	2:07.705
31	4.277	2:31.052	31	1.716	3:51.367	31	3.280	2:09.439	31	3.715	2:08.258	31	3.818	2:07.828
8	5.849	2:32.624	8	2.199	3:50.278	8	3.613	2:09.289	8	4.441	2:08.651	8	4.818	2:08.102
75	6.841	2:33.616	75	3.053	3:50.140	75	4.174	2:08.996	75	5.102	2:08.751	75	5.875	2:08.498
4	7.518	2:34.293	4	3.511	3:49.921	4	5.530	2:09.894	4	6.077	2:08.370	4	6.928	2:08.576
44	8.434	2:35.209	44	4.107	3:49.601	43	6.350	2:09.832	43	7.005	2:08.478	43	7.721	2:08.441
43	9.406	2:36.181	43	4.393	3:48.915	16	6.882	2:10.089	16	7.542	2:08.483	14	8.357	2:08.036
16	10.643	2:37.418	16	4.668	3:47.953	44	8.294	2:12.062	14	8.046	2:07.396	16	9.033	2:09.216
77	11.423	2:38.198	77	5.154	3:47.659	77	8.385	2:11.106	77	8.923	2:08.361	77	9.354	2:08.156
93	12.056	2:38.831	93	5.628	3:47.500	14	8.473	2:10.299	44	9.663	2:09.192	44	9.803	2:07.865
9	12.709	2:39.484	9	5.780	3:46.999	9	8.892	2:10.987	9	11.253	2:10.184	6	13.307	2:09.260
14	13.564	2:40.339	14	6.049	3:46.413	6	9.525	2:10.710	6	11.772	2:10.070	88	14.012	2:09.615
6	14.424	2:41.199	6	6.690	3:46.194	88	10.148	2:10.752	88	12.122	2:09.797	93	15.782	2:10.189
88	16.164	2:42.939	88	7.271	3:45.035	93	10.946	2:13.193	93	13.318	2:10.195	30	19.814	2:11.091
30	17.896	2:44.671	30	8.099	3:44.131	30	12.737	2:12.513	30	16.448	2:11.534	23	20.126	2:11.137
23	18.996	2:45.771	23	8.635	3:43.567	23	13.464	2:12.704	23	16.714	2:11.073	9	21.054	2:17.526 P
55	20.566	2:47.341	90	10.530	3:43.266	55	17.115	2:14.301	55	22.905	2:13.613	55	29.339	2:14.159
90	21.192	2:47.967	55	10.689	3:44.051	90	24.422	2:21.767	90	35.440	2:18.841	90	47.135	2:19.420
017	22.123	2:48.898	017	11.152	3:42.957	017	24.931	2:21.654	017	37.876	2:20.768	017	51.017	2:20.866
019	23.404	2:50.179	019	11.540	3:42.064	019	25.290	2:21.625	019	38.270	2:20.803	019	51.624	2:21.079

Weather / Track : Sunny / Dry

Circuit of the Americas
 Circuit Length = 3.4308 miles
 Start: 18:59 Flag 19:59 End: 20:04

Grand Prix of Texas

SprintX

ROUND 4 CTMP MAKE-UP - Friday September 1st 2017 - LAP CHART

LAP 6 @ 19:13:52.227			LAP 7 @ 19:16:00.102			LAP 8 @ 19:18:07.727			LAP 9 @ 19:20:15.247			LAP 10 @ 19:22:22.988		
NO	BEHIND	LAP TIME	NO	BEHIND	LAP TIME	NO	BEHIND	LAP TIME	NO	BEHIND	LAP TIME	NO	BEHIND	LAP TIME
58		2:07.375	58		2:07.875	58		2:07.625	58		2:07.520	58		2:07.741
54	1.607	2:07.318	54	0.974	2:07.242	54	0.881	2:07.532	54	1.391	2:08.030	54	1.447	2:07.797
3	2.936	2:07.577	3	2.528	2:07.467	3	2.608	2:07.705	3	3.399	2:08.311	3	3.981	2:08.323
2	3.641	2:07.880	2	3.228	2:07.462	31	3.633	2:07.416	31	3.698	2:07.585	31	4.262	2:08.305
31	4.152	2:07.709	31	3.842	2:07.565	2	4.100	2:08.497	2	4.272	2:07.692	2	4.745	2:08.214
8	5.065	2:07.622	8	5.079	2:07.889	8	5.208	2:07.754	8	5.856	2:08.168	8	6.201	2:08.086
75	7.258	2:08.758	75	8.649	2:09.266	14	9.156	2:07.793	14	8.607	2:06.971	14	8.092	2:07.226
4	8.403	2:08.850	14	8.988	2:07.779	75	10.596	2:09.572	75	11.764	2:08.688	75	13.263	2:09.240
14	9.084	2:08.102	4	9.740	2:09.212	4	10.944	2:08.829	4	12.745	2:09.321	4	14.064	2:09.060
43	9.665	2:09.319	43	10.494	2:08.704	16	13.389	2:10.155	16	14.117	2:08.248	16	15.446	2:09.070
16	10.107	2:08.449	16	10.859	2:08.627	44	13.453	2:09.303	44	14.575	2:08.642	88	18.689	2:08.771
77	10.634	2:08.655	44	11.775	2:08.549	88	17.321	2:09.814	88	17.659	2:07.858	44	19.208	2:12.374 P
44	11.101	2:08.673	6	14.773	2:08.330	6	18.000	2:10.852	6	19.364	2:08.884	6	20.510	2:08.887
6	14.318	2:08.386	88	15.132	2:07.998	43	23.245	2:20.376	43	25.087	2:09.362	43	25.928	2:08.582
88	15.009	2:08.372	77	15.256	2:12.497 P	30	27.068	2:09.902	30	29.896	2:10.348	30	33.124	2:10.969
30	22.531	2:10.092	30	24.791	2:10.135	23	28.117	2:10.202	23	30.884	2:10.287	23	33.452	2:10.309
23	22.902	2:10.151	23	25.540	2:10.513	77	36.239	2:28.608	77	36.155	2:07.436	77	36.301	2:07.887
93	23.849	2:15.442 P	55	42.133	2:13.907	55	49.795	2:15.287	55	56.574	2:14.299	55	1:03.716	2:14.883
55	36.101	2:14.137	90	1:09.475	2:18.665	90	1:19.310	2:17.460	90	1:28.628	2:16.838	90	1:43.960	2:23.073 P
90	58.685	2:18.925	017	1:17.084	2:20.862	017	1:31.488	2:22.029	019	1:45.840	2:21.439	019	1:59.569	2:21.470
017	1:04.097	2:20.455	019	1:17.900	2:21.017	019	1:31.921	2:21.646	017	1:46.148	2:22.180	017	2:00.081	2:21.674
019	1:04.758	2:20.509												

Weather / Track : Sunny / Dry

Circuit of the Americas
 Circuit Length = 3.4308 miles
 Start: 18:59 Flag 19:59 End: 20:04

Grand Prix of Texas

SprintX

ROUND 4 CTMP MAKE-UP - Friday September 1st 2017 - LAP CHART

LAP 11 @ 19:24:31.121			LAP 12 @ 19:26:40.609			LAP 13 @ 19:28:49.116			LAP 14 @ 19:30:57.470			LAP 15 @ 19:33:08.944		
NO	BEHIND	LAP TIME	NO	BEHIND	LAP TIME	NO	BEHIND	LAP TIME	NO	BEHIND	LAP TIME	NO	BEHIND	LAP TIME
58		2:08.133	54		2:08.231	54		2:08.507	54		2:08.354	54		2:11.474 P
54	1.257	2:07.943	58	2.902	2:12.390 P	3	3.516	2:08.436	30	1 Lap	3:37.158	30	1 Lap	2:12.863
3	4.003	2:08.155	3	3.587	2:09.072	14	5.620	2:07.753	3	3.553	2:08.391	3	5.185	2:13.106 P
2	5.029	2:08.417	2	3.949	2:08.408	2	7.242	2:11.800 P	14	8.090	2:10.824 P	23	1 Lap	3:43.337
8	6.039	2:07.971	14	6.374	2:08.852	88	17.923	2:09.081	88	21.683	2:12.114 P	017	2 Laps	4:34.581
14	7.010	2:07.051	017	1 Lap	2:24.870	16	19.470	2:12.721 P	55	1 Lap	3:36.083	55	1 Lap	2:15.805
31	7.975	2:11.846 P	8	9.116	2:12.565 P	017	1 Lap	2:26.859 P	77	41.504	2:12.593 P	58	50.431	2:07.677
75	14.251	2:09.121	019	1 Lap	2:29.394 P	43	30.307	2:13.164 P	58	54.228	2:08.121	31	51.946	2:07.478
4	14.917	2:08.986	16	15.256	2:08.965	77	37.265	2:08.238	31	55.942	2:07.377	8	56.420	2:08.784
16	15.779	2:08.466	75	15.767	2:11.004 P	23	45.050	2:14.729 P	8	59.110	2:08.633	2	57.710	2:08.769
88	18.304	2:07.748	88	17.349	2:08.533	58	54.461	3:00.066	2	1:00.415	3:01.527	4	1:16.189	2:10.021
6	21.509	2:09.132	4	17.959	2:12.530 P	31	56.919	2:07.960	4	1:17.642	2:10.611	88	1:18.086	3:07.877
43	26.705	2:08.910	6	24.946	2:12.925 P	8	58.831	2:58.222	90	1 Lap	2:15.866	43	1:22.504	2:09.833
30	36.015	2:11.024	43	25.650	2:08.433	90	1 Lap	2:15.662	43	1:24.145	3:02.192	6	1:22.914	2:09.978
23	36.415	2:11.096	77	37.534	2:10.433	4	1:15.385	3:05.933	6	1:24.410	2:09.978	90	1 Lap	2:17.206
77	36.589	2:08.421	23	38.828	2:11.901	6	1:22.786	3:06.347	75	1:41.825	2:09.506	14	1:29.807	3:33.191
55	1:10.291	2:14.708	30	42.143	2:15.616 P	75	1:40.673	3:33.413	16	1:44.062	3:32.946	75	1:39.752	2:09.401
44	1:46.799	3:35.724	31	57.466	2:58.979	44	1:50.744	2:10.923	44	1:52.101	2:09.711	16	1:42.331	2:09.743
			90	1 Lap	3:39.871							44	1:50.690	2:10.063
			55	1:18.357	2:17.554 P							77	2:07.961	3:37.931
			44	1:48.328	2:11.017							30	2:14.876	2:11.047
												23	2:25.231	2:16.672
												55	2:58.177	2:16.267

Weather / Track : Sunny / Dry

Grand Prix of Texas

SprintX

ROUND 4 CTMP MAKE-UP - Friday September 1st 2017 - LAP CHART

LAP 16 @ 19:36:08.401			LAP 17 @ 19:38:16.958			LAP 18 @ 19:40:25.392			LAP 19 @ 19:42:33.745			LAP 20 @ 19:44:41.761		
NO	BEHIND	LAP TIME	NO	BEHIND	LAP TIME	NO	BEHIND	LAP TIME	NO	BEHIND	LAP TIME	NO	BEHIND	LAP TIME
58		2:09.026	58		2:08.557	58		2:08.434	58		2:08.353	58		2:08.016
31	0.827	2:08.338	31	0.687	2:08.417	31	0.712	2:08.459	31	0.966	2:08.607	31	1.782	2:08.832
8	6.311	2:09.348	8	7.112	2:09.358	8	7.481	2:08.803	8	8.331	2:09.203	8	9.676	2:09.361
3	7.076	3:01.348	2	8.462	2:09.355	2	8.660	2:08.632	2	8.990	2:08.683	2	10.010	2:09.036
2	7.664	2:09.411	55	1 Lap	2:18.949	3	10.387	2:09.456	3	11.477	2:09.443	3	12.801	2:09.340
017	2 Laps	2:29.830	3	9.365	2:10.846	55	1 Lap	2:15.285	55	1 Lap	2:15.460	55	1 Lap	2:15.613
4	26.131	2:09.399	4	27.623	2:10.049	4	28.581	2:09.392	4	29.679	2:09.451	4	31.074	2:09.411
88	28.352	2:09.723	88	29.435	2:09.640	88	30.469	2:09.468	88	31.223	2:09.107	88	33.218	2:10.011
54	31.773	3:31.230	017	2 Laps	2:27.287	43	36.006	2:09.995	43	37.341	2:09.688	43	38.925	2:09.600
43	32.781	2:09.734	43	34.445	2:10.221	6	37.220	2:10.400	6	38.433	2:09.566	6	39.486	2:09.069
6	33.271	2:09.814	6	35.254	2:10.540	54	39.255	2:11.860	54	41.658	2:10.756	54	45.253	2:11.611
14	42.136	2:11.786	54	35.829	2:12.613	14	46.332	2:10.983	14	47.959	2:09.980	14	50.157	2:10.214
90	1 Lap	2:17.147	14	43.783	2:10.204	017	2 Laps	2:28.156	16	56.198	2:10.996	16	57.243	2:09.061
75	49.867	2:09.572	75	51.882	2:10.572	16	53.555	2:09.431	75	57.561	2:10.970	75	1:00.129	2:10.584
16	51.942	2:09.068	16	52.558	2:09.173	75	54.944	2:11.496	44	1:07.903	2:11.425	44	1:10.453	2:10.566
44	1:01.773	2:10.540	90	1 Lap	2:17.973	90	1 Lap	2:16.119	017	2 Laps	2:28.548	90	1 Lap	2:16.211
77	1:23.289	2:14.785	44	1:03.502	2:10.286	44	1:04.831	2:09.763	90	1 Lap	2:16.681	9	10 Laps	2:08.500
30	1:26.547	2:11.128	9	10 Laps	2:09.466	9	10 Laps	2:07.831	9	10 Laps	2:08.380	017	2 Laps	2:27.154
9	10 Laps	25:29.240	77	1:29.968	2:15.236	30	1:33.261	2:11.460	30	1:36.525	2:11.617	30	1:41.104	2:12.595
23	1:41.580	2:15.806	30	1:30.235	2:12.245	77	1:35.574	2:14.040	77	1:40.482	2:13.261	77	1:45.494	2:13.028
			23	1:48.266	2:15.243	23	1:54.702	2:14.870	23	2:01.679	2:15.330			

Weather / Track : Sunny / Dry

Circuit of the Americas
 Circuit Length = 3.4308 miles
 Start: 18:59 Flag 19:59 End: 20:04

Grand Prix of Texas

SprintX

ROUND 4 CTMP MAKE-UP - Friday September 1st 2017 - LAP CHART

LAP 21 @ 19:46:50.611			LAP 22 @ 19:48:58.590			LAP 23 @ 19:51:07.362			LAP 24 @ 19:53:16.855			LAP 25 @ 19:55:25.604		
NO	BEHIND	LAP TIME	NO	BEHIND	LAP TIME	NO	BEHIND	LAP TIME	NO	BEHIND	LAP TIME	NO	BEHIND	LAP TIME
58		2:08.850	58		2:07.979	58		2:08.772	58		2:09.493	58		2:08.749
31	1.155	2:08.223	31	1.562	2:08.386	90	2 Laps	2:51.856	31	2.603	2:10.209	31	2.902	2:09.048
23	1 Lap	2:17.115	23	1 Lap	2:15.518	31	1.887	2:09.097	2	12.042	2:09.347	2	12.182	2:08.889
2	11.021	2:09.861	2	11.996	2:08.954	2	12.188	2:08.964	90	2 Laps	2:22.041	8	19.571	2:11.688
8	12.111	2:11.285	8	14.140	2:10.008	8	16.121	2:10.753	017	3 Laps	2:29.497	3	20.227	2:10.921
3	13.689	2:09.738	3	15.899	2:10.189	3	17.174	2:10.047	8	16.632	2:10.004	90	2 Laps	2:21.223
4	31.548	2:09.324	4	33.090	2:09.521	23	1 Lap	2:19.919	3	18.055	2:10.374	23	1 Lap	2:15.735
88	34.276	2:09.908	88	35.301	2:09.004	4	34.145	2:09.827	23	1 Lap	2:14.381	4	35.080	2:09.811
55	1 Lap	2:15.731	43	42.717	2:10.308	88	35.886	2:09.357	4	34.018	2:09.366	017	3 Laps	2:28.173
43	40.388	2:10.313	6	43.236	2:10.300	43	44.157	2:10.212	88	35.438	2:09.045	88	36.706	2:10.017
6	40.915	2:10.279	55	1 Lap	2:17.430	6	44.599	2:10.135	43	46.275	2:11.611	43	47.854	2:10.328
54	47.327	2:10.924	54	50.263	2:10.915	54	52.943	2:11.452	6	46.909	2:11.803	6	48.321	2:10.161
14	51.431	2:10.124	14	53.980	2:10.528	55	1 Lap	2:17.465	54	54.274	2:10.824	54	56.891	2:11.366
16	57.987	2:09.594	16	59.177	2:09.169	14	55.910	2:10.702	14	56.502	2:10.085	14	58.281	2:10.528
75	1:02.121	2:10.842	75	1:04.798	2:10.656	16	59.854	2:09.449	16	1:00.060	2:09.699	16	1:00.633	2:09.322
44	1:11.806	2:10.203	44	1:14.576	2:10.749	75	1:07.147	2:11.121	55	1 Lap	2:17.509	55	1 Lap	2:16.227
90	1 Lap	2:16.327	9	10 Laps	2:09.250	44	1:16.256	2:10.452	75	1:08.828	2:11.174	75	1:11.772	2:11.693
9	10 Laps	2:09.180	30	1:51.957	2:15.016	9	10 Laps	2:08.927	44	1:17.380	2:10.617	44	1:20.096	2:11.465
30	1:44.920	2:12.666	77	1:56.862	2:15.121	30	1:55.328	2:12.143	9	10 Laps	2:08.697	9	10 Laps	2:08.544
017	2 Laps	2:26.432	017	2 Laps	2:26.676	77	2:01.565	2:13.475	30	1:58.283	2:12.448	30	2:00.889	2:11.355
77	1:49.720	2:13.076							77	2:05.340	2:13.268			

Weather / Track : Sunny / Dry

Grand Prix of Texas

SprintX

ROUND 4 CTMP MAKE-UP - Friday September 1st 2017 - LAP CHART

LAP 26 @ 19:57:34.937			LAP 27 @ 19:59:44.307		
NO	BEHIND	LAP TIME	NO	BEHIND	LAP TIME
58		2:09.333	58		2:09.370
77	1 Lap	2:15.167	31	3.241	2:09.606
31	3.005	2:09.436	77	1 Lap	2:15.134
2	11.698	2:08.849	2	11.118	2:08.790
8	20.244	2:10.006	8	21.417	2:10.543
3	21.100	2:10.206	3	22.149	2:10.419
90	2 Laps	2:20.164	4	38.341	2:10.956
4	36.755	2:11.008	88	39.504	2:11.044
88	37.830	2:10.457	23	1 Lap	2:15.700
23	1 Lap	2:16.514	90	2 Laps	2:21.368
6	49.037	2:10.049	6	49.763	2:10.096
43	49.942	2:11.421	43	51.675	2:11.103
017	3 Laps	2:27.568	14	1:01.344	2:11.415
54	58.326	2:10.768	54	1:02.248	2:13.292
14	59.299	2:10.351	16	1:02.990	2:11.921
16	1:00.439	2:09.139	017	3 Laps	2:28.894
75	1:13.398	2:10.959	75	1:15.462	2:11.434
55	1 Lap	2:17.610	44	1:26.328	2:13.376
44	1:22.322	2:11.559	55	1 Lap	2:17.546
9	10 Laps	2:09.406	9	10 Laps	2:09.649
30	2:02.383	2:10.827	30	2:04.638	2:11.625

Weather / Track : Sunny / Dry

Grand Prix of Texas

SprintX

ROUND 4 CTMP MAKE-UP - Friday September 1st 2017 - POSITION CHART

No	Name	Lap Pos	1	2	3	4	5	6	7	8	9	10	11	12	13	14	15	16	17	18	19	20	21	22	23	24	25	26	27	
			54	Black Swan Racing	1	58	58	58	58	58	58	58	58	58	58	58	54	54	54	54	58	58	58	58	58	58	58	58	58	58
58	Wright Motorsports	2	54	54	54	54	54	54	54	54	54	54	54	58	3	3	3	31	31	31	31	31	31	31	31	31	31	31	31	
2	CRP Racing	3	3	3	3	3	3	3	3	3	3	3	3	14	14	58	8	8	8	8	8	8	2	2	2	2	2	2	2	
3	Cadillac Racing	4	2	2	2	2	2	2	2	31	31	31	2	2	2	88	31	3	2	2	2	2	8	8	8	8	8	8	8	
8	Cadillac Racing	5	31	31	31	31	31	31	31	2	2	2	8	14	88	77	8	2	3	3	3	3	3	3	3	3	3	3	3	
75	Always Evolving/AIM A	6	8	8	8	8	8	8	8	8	8	8	14	8	16	58	2	4	4	4	4	4	4	4	4	4	4	4	4	
4	Magnus Racing	7	75	75	75	75	75	75	14	14	14	31	16	43	31	4	88	88	88	88	88	88	88	88	88	88	88	88	88	
44	Magnus Racing	8	4	4	4	4	4	4	14	75	75	75	75	75	77	8	88	54	43	43	43	43	43	43	43	43	43	43	6	6
88	Absolute Racing	9	44	44	43	43	43	14	4	4	4	4	4	88	23	2	43	43	6	6	6	6	6	6	6	6	6	6	43	43
43	RealTime Racing	10	43	43	16	16	14	43	43	16	16	16	16	4	58	4	6	6	54	54	54	54	54	54	54	54	54	54	14	
77	Calvert Dynamics	11	16	16	44	14	16	16	16	44	44	88	88	6	31	43	14	14	14	14	14	14	14	14	14	14	14	14	54	
16	Wright Motorsports	12	77	77	77	77	77	77	44	88	88	44	6	43	8	6	75	75	75	16	16	16	16	16	16	16	16	16	16	
9	K-PAX Racing	13	93	93	14	44	44	44	6	6	6	6	43	77	4	75	16	16	16	75	75	75	75	75	75	75	75	75	75	
93	RealTime Racing	14	9	9	9	9	6	6	88	43	43	43	30	23	6	16	44	44	44	44	44	44	44	44	44	44	44	44	44	
30	MOMO/NGT Motorspor	15	14	14	6	6	88	88	77	30	30	30	23	30	75	44	77	77	77	30	30	30	30	30	30	30	30	30	30	
31	TR3 Racing	16	6	6	88	88	93	30	30	23	23	23	77	31	44	30	30	30	30	77	77	77	77	77	77	77	77	77	77	
6	K-PAX Racing	17	88	88	93	93	30	23	23	77	77	77	55	55	30	23	23	23	23	23	23	23	23	23	23	23	23	23	23	
14	GMG Racing	18	30	30	30	30	23	93	55	55	55	55	44	44	55	55	55	55	55	55	55	55	55	55	55	55	55	55	55	
55	Dream Racing Motorspr	19	23	23	23	23	9	55	90	90	90	90	017	017	90	90	90	90	90	90	90	90	90	90	90	90	90	90	90	
90	Autometrics Motorsport	20	55	90	55	55	55	90	017	017	019	019	019	019	90	017	017	017	017	017	017	017	017	017	017	017	017	017	017	
017	Case-it Racing	21	90	55	90	90	90	017	019	019	017	017	90	9	9	9	9	9	9											
019	Stephen Cameron Raci	22	017	017	017	017	017	019	9	9	9	9	9																	
23	M1GT Racing	23	019	019	019	019	9																							

Weather / Track : Sunny / Dry

Circuit of the Americas
 Circuit Length = 3.4308 miles
 Start: 18:59 Flag 19:59 End: 20:04

Results can be found at www.tsl-timing.com

Printed - 20:20 Friday, September 1, 2017

Grand Prix of Texas

SprintX

ROUND 4 CTMP MAKE-UP - Friday September 1st 2017 - SECTOR ANALYSIS

SECTOR 1 = FL to I1, SECTOR 2 = I1 to I2, SECTOR 3 = I2 to FL, DIFF = Difference To Personal Best Lap, P = Crossed Finish Line in Pit Lane, D = Time Disallowed

P1 58 Pro/Pro Wright Motorsports		Porsche 911 GT3 R -						
IDEAL LAP TIME : 2:07.029		BEST LAP TIME : 2:07.375		DIFFERENCE : 0.346				
D1: Patrick LONG		D2: Joerg BERGMEISTER						
LAP	SECTOR 1	SECTOR 2		SECTOR 3	LAP TIME	MPH	DIFF	TIME OF DAY
1 - D2		49.314	157.1	1:10.175	2:26.775	84.14	19.400	19:01:27.501
2 - D2	49.309	1:38.877	53.3	1:25.742	3:53.928	52.79	1:46.553	19:05:21.429
3 - D2	27.538	48.790	158.2	51.547	2:07.875	96.58	0.500	19:07:29.304
4 - D2	27.433	48.824	158.6	51.566	2:07.823	96.62	0.448	19:09:37.127
5 - D2	27.548	48.789	158.2	51.388	2:07.725	96.69	0.350	19:11:44.852
6 - D2	27.347	48.561	159.0	51.467	2:07.375 (1)	96.96		19:13:52.227
7 - D2	27.521	48.836	158.6	51.518	2:07.875	96.58	0.500	19:16:00.102
8 - D2	27.377	48.754	160.1	51.494	2:07.625 (3)	96.77	0.250	19:18:07.727
9 - D2	27.430	48.497	157.9	51.593	2:07.520 (2)	96.85	0.145	19:20:15.247
10 - D2	27.528	48.682	159.0	51.531	2:07.741	96.68	0.366	19:22:22.988
11 - D2	27.534	48.860	159.4	51.739	2:08.133	96.39	0.758	19:24:31.121
12 - D2	27.579	48.991	156.7	IN PIT	2:12.390 P	93.29	5.015	19:26:43.511
13 - D1	OUTLAP	49.350	159.0	51.869	3:00.066	68.59	52.691	19:29:43.577
14 - D1	27.259	49.207	160.1	51.655	2:08.121	96.40	0.746	19:31:51.698
15 - D1	27.144	48.917	160.5	51.616	2:07.677	96.73	0.302	19:33:59.375
16 - D1	27.395	49.557	160.5	52.074	2:09.026	95.72	1.651	19:36:08.401
17 - D1	27.670	49.027	160.1	51.860	2:08.557	96.07	1.182	19:38:16.958
18 - D1	27.341	49.090	160.5	52.003	2:08.434	96.16	1.059	19:40:25.392
19 - D1	27.303	49.228	160.9	51.822	2:08.353	96.22	0.978	19:42:33.745
20 - D1	27.232	48.942	160.9	51.842	2:08.016	96.47	0.641	19:44:41.761
21 - D1	27.390	49.159	161.3	52.301	2:08.850	95.85	1.475	19:46:50.611
22 - D1	27.258	48.961	160.5	51.760	2:07.979	96.50	0.604	19:48:58.590
23 - D1	27.310	48.989	161.3	52.473	2:08.772	95.91	1.397	19:51:07.362
24 - D1	27.842	49.437	160.9	52.214	2:09.493	95.37	2.118	19:53:16.855
25 - D1	27.328	49.163	161.7	52.258	2:08.749	95.93	1.374	19:55:25.604
26 - D1	27.370	49.389	159.0	52.574	2:09.333	95.49	1.958	19:57:34.937
27 - D1	27.415	49.352	159.7	52.603	2:09.370	95.46	1.995	19:59:44.307

P2 31 Pro/Pro TR3 Racing		Ferrari 488 GT3 - Italian Shoemaker						
IDEAL LAP TIME : 2:06.954		BEST LAP TIME : 2:07.377		DIFFERENCE : 0.423				
D1: Daniel MANCINELLI		D2: Niccolo SCHIRO						
LAP	SECTOR 1	SECTOR 2		SECTOR 3	LAP TIME	MPH	DIFF	TIME OF DAY
1 - D2		49.847	160.9	1:12.098	2:31.052	81.76	23.675	19:01:31.778
2 - D2	48.210	1:39.864	60.1	1:23.293	3:51.367	53.38	1:43.990	19:05:23.145
3 - D2	27.743	49.182	149.7	52.514	2:09.439	95.41	2.062	19:07:32.584
4 - D2	27.412	48.710	155.3	52.136	2:08.258	96.29	0.881	19:09:40.842
5 - D2	27.356	48.914	162.0	51.558	2:07.828	96.62	0.451	19:11:48.670
6 - D2	27.217	48.594	161.7	51.898	2:07.709	96.71	0.332	19:13:56.379
7 - D2	27.295	48.575	158.6	51.695	2:07.565	96.82	0.188	19:16:03.944
8 - D2	27.200	48.389	161.7	51.827	2:07.416 (2)	96.93	0.039	19:18:11.360
9 - D2	27.186	48.434	161.7	51.965	2:07.585	96.80	0.208	19:20:18.945
10 - D2	27.317	48.910	162.0	52.078	2:08.305	96.26	0.928	19:22:27.250
11 - D2	27.418	48.849	161.7	IN PIT	2:11.846 P	93.67	4.469	19:24:39.096
12 - D1	OUTLAP	49.102	159.7	51.597	2:58.979	69.00	51.602	19:27:38.075
13 - D1	27.475	48.850	160.5	51.635	2:07.960	96.52	0.583	19:29:46.035
14 - D1	27.233	48.727	160.9	51.417	2:07.377 (1)	96.96		19:31:53.412
15 - D1	27.148	48.781	160.9	51.549	2:07.478 (3)	96.88	0.101	19:34:00.890
16 - D1	27.260	49.246	160.9	51.832	2:08.338	96.23	0.961	19:36:09.228
17 - D1	27.439	49.023	160.5	51.955	2:08.417	96.17	1.040	19:38:17.645
18 - D1	27.407	49.175	160.9	51.877	2:08.459	96.14	1.082	19:40:26.104
19 - D1	27.464	49.219	161.3	51.924	2:08.607	96.03	1.230	19:42:34.711
20 - D1	27.658	49.111	160.9	52.063	2:08.832	95.86	1.455	19:44:43.543
21 - D1	27.326	48.980	161.3	51.917	2:08.223	96.32	0.846	19:46:51.766

Weather / Track : Sunny / Dry

Circuit of the Americas

Circuit Length = 3.4308 miles

Start: 18:59 Flag 19:59 End: 20:04

Grand Prix of Texas

SprintX

ROUND 4 CTMP MAKE-UP - Friday September 1st 2017 - SECTOR ANALYSIS

SECTOR 1 = FL to I1, SECTOR 2 = I1 to I2, SECTOR 3 = I2 to FL, DIFF = Difference To Personal Best Lap, P = Crossed Finish Line in Pit Lane, D = Time Disallowed

22 - D1	27.405	49.062	160.5	51.919	2:08.386	96.20	1.009	19:49:00.152
23 - D1	27.510	49.366	161.7	52.221	2:09.097	95.67	1.720	19:51:09.249
24 - D1	27.763	49.984	161.3	52.462	2:10.209	94.85	2.832	19:53:19.458
25 - D1	27.511	49.351	161.3	52.186	2:09.048	95.70	1.671	19:55:28.506
26 - D1	27.553	49.593	161.3	52.290	2:09.436	95.42	2.059	19:57:37.942
27 - D1	27.664	49.472	160.9	52.470	2:09.606	95.29	2.229	19:59:47.548

P3 2 Pro/Pro CRP Racing

Mercedes AMG GT3 - DeVilbiss/ Emkay

IDEAL LAP TIME : 2:07.218

BEST LAP TIME : 2:07.462

DIFFERENCE : 0.244

D1: Daniel MORAD

D2: Ryan DALZIEL

LAP	SECTOR 1	SECTOR 2	SECTOR 3	LAP TIME	MPH	DIFF	TIME OF DAY	
1 - D2		49.713	159.7	1:11.884	2:30.135	82.26	22.673	19:01:30.861
2 - D2	48.375	1:39.424	62.6	1:24.011	3:51.810	53.28	1:44.348	19:05:22.671
3 - D2	27.837	49.302	160.5	52.092	2:09.231	95.57	1.769	19:07:31.902
4 - D2	27.554	49.171	159.0	51.656	2:08.381	96.20	0.919	19:09:40.283
5 - D2	27.520	48.609	160.5	51.576	2:07.705 (3)	96.71	0.243	19:11:47.988
6 - D2	27.552	48.714	160.9	51.614	2:07.880	96.58	0.418	19:13:55.868
7 - D2	27.505	48.577	160.9	51.380	2:07.462 (1)	96.89		19:16:03.330
8 - D2	27.346	48.748	159.7	52.403	2:08.497	96.11	1.035	19:18:11.827
9 - D2	27.469	48.517	160.5	51.706	2:07.692 (2)	96.72	0.230	19:20:19.519
10 - D2	27.419	49.044	160.9	51.751	2:08.214	96.33	0.752	19:22:27.733
11 - D2	27.582	48.913	160.5	51.922	2:08.417	96.17	0.955	19:24:36.150
12 - D2	27.473	48.765	160.9	52.170	2:08.408	96.18	0.946	19:26:44.558
13 - D2	27.440	49.192	160.1	IN PIT	2:11.800	P 93.70	4.338	19:28:56.358
14 - D1	OUTLAP	49.644	159.4	52.164	3:01.527	68.03	54.065	19:31:57.885
15 - D1	27.321	49.117	160.1	52.331	2:08.769	95.91	1.307	19:34:06.654
16 - D1	27.476	49.362	160.5	52.573	2:09.411	95.43	1.949	19:36:16.065
17 - D1	27.491	49.129	159.0	52.735	2:09.355	95.48	1.893	19:38:25.420
18 - D1	27.361	48.868	160.5	52.403	2:08.632	96.01	1.170	19:40:34.052
19 - D1	27.440	48.777	160.5	52.466	2:08.683	95.97	1.221	19:42:42.735
20 - D1	27.488	48.939	159.7	52.609	2:09.036	95.71	1.574	19:44:51.771
21 - D1	27.608	49.417	157.5	52.836	2:09.861	95.10	2.399	19:47:01.632
22 - D1	27.530	48.855	159.7	52.569	2:08.954	95.77	1.492	19:49:10.586
23 - D1	27.624	49.013	158.2	52.327	2:08.964	95.77	1.502	19:51:19.550
24 - D1	27.523	49.002	160.5	52.822	2:09.347	95.48	1.885	19:53:28.897
25 - D1	27.499	49.047	159.4	52.343	2:08.889	95.82	1.427	19:55:37.786
26 - D1	27.587	48.948	159.4	52.314	2:08.849	95.85	1.387	19:57:46.635
27 - D1	27.370	49.043	159.4	52.377	2:08.790	95.89	1.328	19:59:55.425

P4 8 Pro/Pro Cadillac Racing

Cadillac ATS-V.R - Cadillac

IDEAL LAP TIME : 2:07.622

BEST LAP TIME : 2:07.622

DIFFERENCE : 0.000

D1: Michael COOPER

D2: Jordan TAYLOR

LAP	SECTOR 1	SECTOR 2	SECTOR 3	LAP TIME	MPH	DIFF	TIME OF DAY	
1 - D2		49.549	163.2	1:13.608	2:32.624	80.92	25.002	19:01:33.350
2 - D2	47.423	1:40.499	49.8	1:22.356	3:50.278	53.63	1:42.656	19:05:23.628
3 - D2	27.728	48.855	160.5	52.706	2:09.289	95.52	1.667	19:07:32.917
4 - D2	27.494	48.692	157.9	52.465	2:08.651	96.00	1.029	19:09:41.568
5 - D2	27.279	48.749	164.8	52.074	2:08.102	96.41	0.480	19:11:49.670
6 - D2	27.186	48.384	164.4	52.052	2:07.622 (1)	96.77		19:13:57.292
7 - D2	27.194	48.453	163.6	52.242	2:07.889 (3)	96.57	0.267	19:16:05.181
8 - D2	27.198	48.425	163.6	52.131	2:07.754 (2)	96.67	0.132	19:18:12.935
9 - D2	27.186	48.539	164.0	52.443	2:08.168	96.36	0.546	19:20:21.103
10 - D2	27.246	48.671	164.0	52.169	2:08.086	96.42	0.464	19:22:29.189
11 - D2	27.220	48.547	164.0	52.204	2:07.971	96.51	0.349	19:24:37.160
12 - D2	27.282	48.854	164.4	IN PIT	2:12.565	P 93.16	4.943	19:26:49.725
13 - D1	OUTLAP	49.194	156.7	52.605	2:58.222	69.30	50.600	19:29:47.947
14 - D1	27.381	48.711	162.4	52.541	2:08.633	96.01	1.011	19:31:56.580
15 - D1	27.381	49.072	163.2	52.331	2:08.784	95.90	1.162	19:34:05.364

Circuit of the Americas

Circuit Length = 3.4308 miles

Start: 18:59 Flag 19:59 End: 20:04

Weather / Track : Sunny / Dry

Grand Prix of Texas

SprintX

ROUND 4 CTMP MAKE-UP - Friday September 1st 2017 - SECTOR ANALYSIS

SECTOR 1 = FL to I1, SECTOR 2 = I1 to I2, SECTOR 3 = I2 to FL, DIFF = Difference To Personal Best Lap, P = Crossed Finish Line in Pit Lane, D = Time Disallowed

16 - D1	27.473	49.118	164.0	52.757	2:09.348	95.48	1.726	19:36:14.712
17 - D1	27.481	48.985	154.9	52.892	2:09.358	95.47	1.736	19:38:24.070
18 - D1	27.506	48.702	164.0	52.595	2:08.803	95.88	1.181	19:40:32.873
19 - D1	27.473	48.956	163.2	52.774	2:09.203	95.59	1.581	19:42:42.076
20 - D1	27.554	49.027	160.9	52.780	2:09.361	95.47	1.739	19:44:51.437
21 - D1	27.531	49.792	150.1	53.962	2:11.285	94.07	3.663	19:47:02.722
22 - D1	27.639	49.190	162.8	53.179	2:10.008	95.00	2.386	19:49:12.730
23 - D1	27.776	49.582	159.0	53.395	2:10.753	94.45	3.131	19:51:23.483
24 - D1	27.547	49.151	162.4	53.306	2:10.004	95.00	2.382	19:53:33.487
25 - D1	27.841	50.670	162.8	53.177	2:11.688	93.78	4.066	19:55:45.175
26 - D1	27.633	49.120	164.0	53.253	2:10.006	95.00	2.384	19:57:55.181
27 - D1	27.736	49.379	163.2	53.428	2:10.543	94.61	2.921	20:00:05.724

P5 3 Pro/Pro Cadillac Racing

Cadillac ATS-V.R - Cadillac

IDEAL LAP TIME : 2:07.254

BEST LAP TIME : 2:07.467

DIFFERENCE : 0.213

D1: Ricky TAYLOR

D2: Johnny O'CONNELL

LAP	SECTOR 1	SECTOR 2	SECTOR 3	LAP TIME	MPH	DIFF	TIME OF DAY
1 - D1		49.265 154.2	1:11.723	2:29.088	82.84	21.621	19:01:29.814
2 - D1	48.863	1:39.109 57.6	1:24.593	3:52.565	53.10	1:45.098	19:05:22.379
3 - D1	27.769	48.889 163.2	52.544	2:09.202	95.59	1.735	19:07:31.581
4 - D1	27.492	48.923 160.9	51.857	2:08.272	96.28	0.805	19:09:39.853
5 - D1	27.272	48.468 164.4	51.993	2:07.733	96.69	0.266	19:11:47.586
6 - D1	27.372	48.629 164.4	51.576	2:07.577 (2)	96.81	0.110	19:13:55.163
7 - D1	27.282	48.406 164.4	51.779	2:07.467 (1)	96.89		19:16:02.630
8 - D1	27.291	48.519 164.4	51.895	2:07.705 (3)	96.71	0.238	19:18:10.335
9 - D1	27.351	48.685 164.8	52.275	2:08.311	96.25	0.844	19:20:18.646
10 - D1	27.301	48.807 164.4	52.215	2:08.323	96.24	0.856	19:22:26.969
11 - D1	27.415	48.588 164.0	52.152	2:08.155	96.37	0.688	19:24:35.124
12 - D1	27.294	48.867 164.4	52.911	2:09.072	95.69	1.605	19:26:44.196
13 - D1	27.363	48.732 161.3	52.341	2:08.436	96.16	0.969	19:28:52.632
14 - D1	27.342	48.614 165.2	52.435	2:08.391	96.19	0.924	19:31:01.023
15 - D1	27.484	49.940 162.4	IN PIT	2:13.106 P	92.79	5.639	19:33:14.129
16 - D2	OUTLAP	49.354 162.0	52.646	3:01.348	68.10	53.881	19:36:15.477
17 - D2	27.530	49.522 159.4	53.794	2:10.846	94.39	3.379	19:38:26.323
18 - D2	27.534	49.314 162.4	52.608	2:09.456	95.40	1.989	19:40:35.779
19 - D2	27.420	49.322 163.2	52.701	2:09.443	95.41	1.976	19:42:45.222
20 - D2	27.387	49.208 162.4	52.745	2:09.340	95.49	1.873	19:44:54.562
21 - D2	27.443	49.482 160.9	52.813	2:09.738	95.19	2.271	19:47:04.300
22 - D2	27.541	49.608 164.4	53.040	2:10.189	94.86	2.722	19:49:14.489
23 - D2	27.469	49.312 156.7	53.266	2:10.047	94.97	2.580	19:51:24.536
24 - D2	27.573	49.621 162.4	53.180	2:10.374	94.73	2.907	19:53:34.910
25 - D2	27.642	49.866 156.7	53.413	2:10.921	94.33	3.454	19:55:45.831
26 - D2	27.661	49.350 162.4	53.195	2:10.206	94.85	2.739	19:57:56.037
27 - D2	27.690	49.537 160.9	53.192	2:10.419	94.70	2.952	20:00:06.456

P6 4 Pro/Pro Magnus Racing

Audi RS 8 LMS -

IDEAL LAP TIME : 2:08.089

BEST LAP TIME : 2:08.370

DIFFERENCE : 0.281

D1: Pierre KAFFER

D2: Spencer PUMPELLY

LAP	SECTOR 1	SECTOR 2	SECTOR 3	LAP TIME	MPH	DIFF	TIME OF DAY
1 - D2		50.684 158.6	1:13.673	2:34.293	80.04	25.923	19:01:35.019
2 - D2	47.273	1:40.414 49.6	1:22.234	3:49.921	53.71	1:41.551	19:05:24.940
3 - D2	27.994	49.389 158.2	52.511	2:09.894	95.08	1.524	19:07:34.834
4 - D2	27.822	48.730 160.1	51.818	2:08.370 (1)	96.21		19:09:43.204
5 - D2	27.643	48.970 156.0	51.963	2:08.576 (2)	96.05	0.206	19:11:51.780
6 - D2	27.658	49.407 159.7	51.785	2:08.850	95.85	0.480	19:14:00.630
7 - D2	27.604	49.034 158.2	52.574	2:09.212	95.58	0.842	19:16:09.842
8 - D2	27.698	48.879 153.9	52.252	2:08.829 (3)	95.87	0.459	19:18:18.671
9 - D2	27.574	49.609 159.0	52.138	2:09.321	95.50	0.951	19:20:27.992

Weather / Track : Sunny / Dry

Circuit of the Americas

Circuit Length = 3.4308 miles

Start: 18:59 Flag 19:59 End: 20:04

Grand Prix of Texas

SprintX

ROUND 4 CTMP MAKE-UP - Friday September 1st 2017 - SECTOR ANALYSIS

SECTOR 1 = FL to I1, SECTOR 2 = I1 to I2, SECTOR 3 = I2 to FL, DIFF = Difference To Personal Best Lap, P = Crossed Finish Line in Pit Lane, D = Time Disallowed

10 - D2	27.615	49.238	158.6	52.207	2:09.060	95.69	0.690	19:22:37.052
11 - D2	27.594	49.169	157.1	52.223	2:08.986	95.75	0.616	19:24:46.038
12 - D2	27.756	49.146	158.6	IN PIT	2:12.530	P 93.19	4.160	19:26:58.568
13 - D1	OUTLAP	49.837	157.5	52.777	3:05.933	66.42	57.563	19:30:04.501
14 - D1	27.982	49.937	157.9	52.692	2:10.611	94.56	2.241	19:32:15.112
15 - D1	28.341	49.594	157.9	52.086	2:10.021	94.99	1.651	19:34:25.133
16 - D1	27.833	49.167	157.9	52.399	2:09.399	95.44	1.029	19:36:34.532
17 - D1	27.760	49.524	158.6	52.765	2:10.049	94.97	1.679	19:38:44.581
18 - D1	27.681	49.446	158.2	52.265	2:09.392	95.45	1.022	19:40:53.973
19 - D1	27.794	49.179	158.2	52.478	2:09.451	95.40	1.081	19:43:03.424
20 - D1	27.640	49.253	158.6	52.518	2:09.411	95.43	1.041	19:45:12.835
21 - D1	27.871	49.251	159.0	52.202	2:09.324	95.50	0.954	19:47:22.159
22 - D1	27.723	49.475	158.2	52.323	2:09.521	95.35	1.151	19:49:31.680
23 - D1	27.801	49.602	158.6	52.424	2:09.827	95.13	1.457	19:51:41.507
24 - D1	27.643	49.365	158.6	52.358	2:09.366	95.47	0.996	19:53:50.873
25 - D1	27.648	49.475	158.6	52.688	2:09.811	95.14	1.441	19:56:00.684
26 - D1	28.114	49.676	159.0	53.218	2:11.008	94.27	2.638	19:58:11.692
27 - D1	28.230	49.855	158.6	52.871	2:10.956	94.31	2.586	20:00:22.648

P7 88 Pro/Pro Absolute Racing

Bentley Continental GT3 - Absolute Racing/Bentley Motorsports

IDEAL LAP TIME : 2:07.662 BEST LAP TIME : 2:07.748

DIFFERENCE : 0.086

D1: Vincent ABRIL D2: Adderly FONG

LAP	SECTOR 1	SECTOR 2	SECTOR 3	LAP TIME	MPH	DIFF	TIME OF DAY
1 - D1		52.639 145.5	1:18.874	2:42.939	75.80	35.191	19:01:43.665
2 - D1	46.037	1:39.504 50.3	1:19.494	3:45.035	54.88	1:37.287	19:05:28.700
3 - D1	28.441	49.788 152.1	52.523	2:10.752	94.46	3.004	19:07:39.452
4 - D1	28.125	49.497 146.5	52.175	2:09.797	95.15	2.049	19:09:49.249
5 - D1	27.529	49.888 146.2	52.198	2:09.615	95.28	1.867	19:11:58.864
6 - D1	27.239	49.023 159.4	52.110	2:08.372	96.21	0.624	19:14:07.236
7 - D1	27.284	48.801 162.8	51.913	2:07.998 (3)	96.49	0.250	19:16:15.234
8 - D1	27.602	49.806 164.0	52.406	2:09.814	95.14	2.066	19:18:25.048
9 - D1	27.268	48.931 162.4	51.659	2:07.858 (2)	96.59	0.110	19:20:32.906
10 - D1	27.202	48.876 159.4	52.693	2:08.771	95.91	1.023	19:22:41.677
11 - D1	27.209	48.859 159.7	51.680	2:07.748 (1)	96.68		19:24:49.425
12 - D1	27.330	49.009 162.8	52.194	2:08.533	96.09	0.785	19:26:57.958
13 - D1	27.308	49.134 159.0	52.639	2:09.081	95.68	1.333	19:29:07.039
14 - D1	27.205	48.948 159.7	IN PIT	2:12.114	P 93.48	4.366	19:31:19.153
15 - D1	OUTLAP	51.403 160.5	52.480	3:07.877	65.73	1:00.129	19:34:27.030
16 - D1	27.611	49.827 160.5	52.285	2:09.723	95.20	1.975	19:36:36.753
17 - D2	27.357	49.692 163.2	52.591	2:09.640	95.27	1.892	19:38:46.393
18 - D2	27.693	49.533 162.8	52.242	2:09.468	95.39	1.720	19:40:55.861
19 - D2	27.404	49.270 162.4	52.433	2:09.107	95.66	1.359	19:43:04.968
20 - D2	27.625	49.769 163.2	52.617	2:10.011	94.99	2.263	19:45:14.979
21 - D2	27.636	49.723 163.2	52.549	2:09.908	95.07	2.160	19:47:24.887
22 - D2	27.349	49.020 162.0	52.635	2:09.004	95.74	1.256	19:49:33.891
23 - D2	27.418	49.487 163.2	52.452	2:09.357	95.47	1.609	19:51:43.248
24 - D2	27.461	49.196 163.2	52.388	2:09.045	95.71	1.297	19:53:52.293
25 - D2	27.538	49.531 163.6	52.948	2:10.017	94.99	2.269	19:56:02.310
26 - D2	27.613	49.775 163.2	53.069	2:10.457	94.67	2.709	19:58:12.767
27 - D2	28.286	49.816 162.8	52.942	2:11.044	94.25	3.296	20:00:23.811

P8 6 Pro/Pro K-PAX Racing

McLaren 650S GT3 -

IDEAL LAP TIME : 2:08.016 BEST LAP TIME : 2:08.330

DIFFERENCE : 0.314

D1: Bryan SELLERS D2: Michael LEWIS

LAP	SECTOR 1	SECTOR 2	SECTOR 3	LAP TIME	MPH	DIFF	TIME OF DAY
1 - D2		51.609 157.5	1:17.163	2:41.199	76.61	32.869	19:01:41.925
2 - D2	46.724	1:39.735 52.3	1:19.735	3:46.194	54.60	1:37.864	19:05:28.119
3 - D2	28.516	49.662 160.1	52.532	2:10.710	94.49	2.380	19:07:38.829

Circuit of the Americas

Circuit Length = 3.4308 miles

Start: 18:59 Flag 19:59 End: 20:04

Weather / Track : Sunny / Dry

Grand Prix of Texas

SprintX

ROUND 4 CTMP MAKE-UP - Friday September 1st 2017 - SECTOR ANALYSIS

SECTOR 1 = FL to I1, SECTOR 2 = I1 to I2, SECTOR 3 = I2 to FL, DIFF = Difference To Personal Best Lap, P = Crossed Finish Line in Pit Lane, D = Time Disallowed

4 - D2	28.430	49.510	159.0	52.130	2:10.070	94.95	1.740	19:09:48.899
5 - D2	27.603	49.972	160.5	51.685	2:09.260	95.55	0.930	19:11:58.159
6 - D2	27.489	49.124	160.5	51.773	2:08.386 (2)	96.20	0.056	19:14:06.545
7 - D2	27.275	49.056	161.7	51.999	2:08.330 (1)	96.24		19:16:14.875
8 - D2	27.695	49.914	160.9	53.243	2:10.852	94.38	2.522	19:18:25.727
9 - D2	27.678	49.186	160.9	52.020	2:08.884 (3)	95.82	0.554	19:20:34.611
10 - D2	27.492	49.375	161.7	52.020	2:08.887	95.82	0.557	19:22:43.498
11 - D2	27.333	49.592	161.3	52.207	2:09.132	95.64	0.802	19:24:52.630
12 - D2	27.600	49.556	160.5	IN PIT	2:12.925 P	92.91	4.595	19:27:05.555
13 - D1	OUTLAP	49.205	160.5	52.250	3:06.347	66.27	58.017	19:30:11.902
14 - D1	27.516	49.794	159.7	52.668	2:09.978	95.02	1.648	19:32:21.880
15 - D1	27.662	49.874	161.7	52.442	2:09.978	95.02	1.648	19:34:31.858
16 - D1	27.628	49.432	158.6	52.754	2:09.814	95.14	1.484	19:36:41.672
17 - D1	27.540	49.711	160.1	53.289	2:10.540	94.61	2.210	19:38:52.212
18 - D1	27.426	49.691	162.0	53.283	2:10.400	94.71	2.070	19:41:02.612
19 - D1	27.541	49.478	162.0	52.547	2:09.566	95.32	1.236	19:43:12.178
20 - D1	27.451	49.191	161.7	52.427	2:09.069	95.69	0.739	19:45:21.247
21 - D1	27.573	49.692	162.0	53.014	2:10.279	94.80	1.949	19:47:31.526
22 - D1	27.524	50.121	160.9	52.655	2:10.300	94.78	1.970	19:49:41.826
23 - D1	27.580	49.506	156.7	53.049	2:10.135	94.90	1.805	19:51:51.961
24 - D1	27.798	49.618	162.0	54.387	2:11.803	93.70	3.473	19:54:03.764
25 - D1	27.433	49.623	154.2	53.105	2:10.161	94.88	1.831	19:56:13.925
26 - D1	27.529	49.745	158.6	52.775	2:10.049	94.97	1.719	19:58:23.974
27 - D1	27.540	49.781	162.0	52.775	2:10.096	94.93	1.766	20:00:34.070

P9 43 Pro/Pro RealTime Racing

Acura NSX GT3 - Acura/ HPD/ RealTime

IDEAL LAP TIME : 2:08.190 BEST LAP TIME : 2:08.433 DIFFERENCE : 0.243
 D1: Ryan EVERSLEY D2: Tom DYER

LAP	SECTOR 1	SECTOR 2	SECTOR 3	LAP TIME	MPH	DIFF	TIME OF DAY
1 - D2		50.771 161.3	1:14.986	2:36.181	79.08	27.748	19:01:36.907
2 - D2	46.915	1:40.639 51.2	1:21.361	3:48.915	53.95	1:40.482	19:05:25.822
3 - D2	28.496	48.922 157.9	52.414	2:09.832	95.12	1.399	19:07:35.654
4 - D2	27.526	48.789 160.9	52.163	2:08.478 (3)	96.13	0.045	19:09:44.132
5 - D0	27.473	48.765 159.0	52.203	2:08.441 (2)	96.16	0.008	19:11:52.573
6 - D2	27.405	49.330 156.4	52.584	2:09.319	95.50	0.886	19:14:01.892
7 - D2	27.391	48.839 160.5	52.474	2:08.704	95.96	0.271	19:16:10.596
8 - D2	27.394	49.041 160.5	1:03.941	2:20.376	87.98	11.943	19:18:30.972
9 - D0	27.845	49.295 160.1	52.222	2:09.362	95.47	0.929	19:20:40.334
10 - D0	27.397	49.066 160.1	52.119	2:08.582	96.05	0.149	19:22:48.916
11 - D0	27.545	49.115 160.5	52.250	2:08.910	95.81	0.477	19:24:57.826
12 - D0	27.353	49.008 161.7	52.072	2:08.433 (1)	96.16		19:27:06.259
13 - D0	27.535	48.824 159.7	IN PIT	2:13.164 P	92.74	4.731	19:29:19.423
14 - D1	OUTLAP	49.831 159.0	52.842	3:02.192	67.79	53.759	19:32:21.615
15 - D1	27.449	49.795 159.0	52.589	2:09.833	95.12	1.400	19:34:31.448
16 - D1	27.527	49.630 160.5	52.577	2:09.734	95.20	1.301	19:36:41.182
17 - D1	27.512	49.875 159.0	52.834	2:10.221	94.84	1.788	19:38:51.403
18 - D1	27.552	49.953 161.3	52.490	2:09.995	95.01	1.562	19:41:01.398
19 - D1	27.423	49.686 160.9	52.579	2:09.688	95.23	1.255	19:43:11.086
20 - D1	27.382	49.604 159.7	52.614	2:09.600	95.30	1.167	19:45:20.686
21 - D1	27.647	49.751 161.3	52.915	2:10.313	94.77	1.880	19:47:30.999
22 - D1	27.528	50.268 160.1	52.512	2:10.308	94.78	1.875	19:49:41.307
23 - D1	27.597	49.825 160.5	52.790	2:10.212	94.85	1.779	19:51:51.519
24 - D1	27.677	50.014 159.0	53.920	2:11.611	93.84	3.178	19:54:03.130
25 - D1	27.609	49.818 159.7	52.901	2:10.328	94.76	1.895	19:56:13.458
26 - D1	27.522	50.335 159.4	53.564	2:11.421	93.97	2.988	19:58:24.879
27 - D1	27.771	49.809 159.7	53.523	2:11.103	94.20	2.670	20:00:35.982

Weather / Track : Sunny / Dry

Circuit of the Americas

Circuit Length = 3.4308 miles

Start: 18:59 Flag 19:59 End: 20:04

Grand Prix of Texas

SprintX

ROUND 4 CTMP MAKE-UP - Friday September 1st 2017 - SECTOR ANALYSIS

SECTOR 1 = FL to I1, SECTOR 2 = I1 to I2, SECTOR 3 = I2 to FL, DIFF = Difference To Personal Best Lap, P = Crossed Finish Line in Pit Lane, D = Time Disallowed

P10 14 Pro/Am GMG Racing				Porsche 911 GT3 R - GMG/ Spyder/ Mobil 1				
IDEAL LAP TIME : 2:06.885		BEST LAP TIME : 2:06.971		DIFFERENCE : 0.086				
D1: James SOFRONAS		D2: Mathieu JAMINET						
LAP	SECTOR 1	SECTOR 2	SECTOR 3	LAP TIME	MPH	DIFF	TIME OF DAY	
1 - D2		51.768	161.7	1:16.858	2:40.339	77.02	33.368	19:01:41.065
2 - D2	46.357	1:40.140	59.3	1:19.916	3:46.413	54.55	1:39.442	19:05:27.478
3 - D2	27.885	49.604	159.0	52.810	2:10.299	94.78	3.328	19:07:37.777
4 - D2	27.382	48.551	163.2	51.463	2:07.396	96.94	0.425	19:09:45.173
5 - D2	27.437	48.671	163.6	51.928	2:08.036	96.46	1.065	19:11:53.209
6 - D2	27.137	48.777	160.5	52.188	2:08.102	96.41	1.131	19:14:01.311
7 - D2	27.170	48.635	161.7	51.974	2:07.779	96.65	0.808	19:16:09.090
8 - D2	27.377	48.777	162.8	51.639	2:07.793	96.64	0.822	19:18:16.883
9 - D2	26.952	48.539	162.8	51.480	2:06.971 (1)	97.27		19:20:23.854
10 - D2	26.947	48.475	163.2	51.804	2:07.226 (3)	97.07	0.255	19:22:31.080
11 - D2	26.958	48.590	163.6	51.503	2:07.051 (2)	97.21	0.080	19:24:38.131
12 - D2	27.003	48.863	163.6	52.986	2:08.852	95.85	1.881	19:26:46.983
13 - D2	27.126	48.623	162.8	52.004	2:07.753	96.67	0.782	19:28:54.736
14 - D2	26.981	48.599	163.6	IN PIT	2:10.824	P 94.40	3.853	19:31:05.560
15 - D1	OUTLAP	50.398	161.3	53.039	3:33.191	57.93	1:26.220	19:34:38.751
16 - D1	28.056	50.076	150.4	53.654	2:11.786	93.71	4.815	19:36:50.537
17 - D1	27.865	49.358	160.5	52.981	2:10.204	94.85	3.233	19:39:00.741
18 - D1	27.832	50.119	162.0	53.032	2:10.983	94.29	4.012	19:41:11.724
19 - D1	27.853	49.348	162.4	52.779	2:09.980	95.02	3.009	19:43:21.704
20 - D1	27.875	49.623	161.3	52.716	2:10.214	94.85	3.243	19:45:31.918
21 - D1	27.662	49.512	162.4	52.950	2:10.124	94.91	3.153	19:47:42.042
22 - D1	27.966	49.837	160.9	52.725	2:10.528	94.62	3.557	19:49:52.570
23 - D1	27.889	49.952	162.4	52.861	2:10.702	94.49	3.731	19:52:03.272
24 - D1	27.760	49.559	162.4	52.766	2:10.085	94.94	3.114	19:54:13.357
25 - D1	28.140	49.585	163.2	52.803	2:10.528	94.62	3.557	19:56:23.885
26 - D1	27.831	49.693	163.6	52.827	2:10.351	94.75	3.380	19:58:34.236
27 - D1	27.795	49.792	161.7	53.828	2:11.415	93.98	4.444	20:00:45.651

P11 54 Pro/Am Black Swan Racing				Mercedes AMG GT3 -				
IDEAL LAP TIME : 2:07.221		BEST LAP TIME : 2:07.242		DIFFERENCE : 0.021				
D1: Tim PAPPAS		D2: Jeroen BLEEKEMOLEN						
LAP	SECTOR 1	SECTOR 2	SECTOR 3	LAP TIME	MPH	DIFF	TIME OF DAY	
1 - D2		49.319	158.2	1:10.775	2:27.879	83.52	20.637	19:01:28.605
2 - D2	49.039	1:39.003	55.5	1:25.260	3:53.302	52.93	1:46.060	19:05:21.907
3 - D2	27.952	49.116	158.6	52.042	2:09.110	95.66	1.868	19:07:31.017
4 - D2	27.637	48.839	158.6	51.442	2:07.918	96.55	0.676	19:09:38.935
5 - D2	27.381	48.727	158.6	51.473	2:07.581	96.80	0.339	19:11:46.516
6 - D2	27.323	48.636	158.6	51.359	2:07.318 (2)	97.00	0.076	19:13:53.834
7 - D2	27.271	48.657	158.6	51.314	2:07.242 (1)	97.06		19:16:01.076
8 - D2	27.410	48.768	158.6	51.354	2:07.532 (3)	96.84	0.290	19:18:08.608
9 - D2	27.347	48.872	158.6	51.811	2:08.030	96.46	0.788	19:20:16.638
10 - D2	27.352	48.825	158.6	51.620	2:07.797	96.64	0.555	19:22:24.435
11 - D2	27.380	49.051	158.6	51.512	2:07.943	96.53	0.701	19:24:32.378
12 - D2	27.357	49.047	157.9	51.827	2:08.231	96.31	0.989	19:26:40.609
13 - D2	27.366	49.285	157.9	51.856	2:08.507	96.11	1.265	19:28:49.116
14 - D2	27.466	49.300	158.2	51.588	2:08.354	96.22	1.112	19:30:57.470
15 - D2	27.514	48.924	158.2	IN PIT	2:11.474	P 93.94	4.232	19:33:08.944
16 - D1	OUTLAP	50.937	155.7	53.069	3:31.230	58.47	1:23.988	19:36:40.174
17 - D1	27.795	50.527	158.6	54.291	2:12.613	93.13	5.371	19:38:52.787
18 - D1	27.968	51.032	159.0	52.860	2:11.860	93.66	4.618	19:41:04.647
19 - D1	27.867	50.094	157.5	52.795	2:10.756	94.45	3.514	19:43:15.403
20 - D1	27.681	50.913	157.9	53.017	2:11.611	93.84	4.369	19:45:27.014
21 - D1	27.930	50.273	158.2	52.721	2:10.924	94.33	3.682	19:47:37.938

Weather / Track : Sunny / Dry

Circuit of the Americas

Circuit Length = 3.4308 miles

Start: 18:59 Flag 19:59 End: 20:04

Grand Prix of Texas

SprintX

ROUND 4 CTMP MAKE-UP - Friday September 1st 2017 - SECTOR ANALYSIS

SECTOR 1 = FL to I1, SECTOR 2 = I1 to I2, SECTOR 3 = I2 to FL, DIFF = Difference To Personal Best Lap, P = Crossed Finish Line in Pit Lane, D = Time Disallowed

22 - D1	27.953	50.139	157.9	52.823	2:10.915	94.34	3.673	19:49:48.853
23 - D1	28.571	49.987	157.1	52.894	2:11.452	93.95	4.210	19:52:00.305
24 - D1	27.915	50.297	157.9	52.612	2:10.824	94.40	3.582	19:54:11.129
25 - D1	27.943	50.616	158.6	52.807	2:11.366	94.01	4.124	19:56:22.495
26 - D1	27.910	50.186	158.2	52.672	2:10.768	94.44	3.526	19:58:33.263
27 - D1	27.793	50.651	159.4	54.848	2:13.292	92.66	6.050	20:00:46.555

P12 16 Pro/Am Wright Motorsports

Porsche 911 GT3 R - Wright Motorsports

IDEAL LAP TIME : 2:07.723

BEST LAP TIME : 2:08.248

DIFFERENCE : 0.525

D1: Michael SCHEIN D2: Jan HEYLEN

LAP	SECTOR 1	SECTOR 2	SECTOR 3	LAP TIME	MPH	DIFF	TIME OF DAY
1 - D2		50.753 152.5	1:16.016	2:37.418	78.45	29.170	19:01:38.144
2 - D2	47.117	1:39.905 49.1	1:20.931	3:47.953	54.18	1:39.705	19:05:26.097
3 - D2	28.556	49.528 160.5	52.005	2:10.089	94.94	1.841	19:07:36.186
4 - D2	27.648	48.995 162.8	51.840	2:08.483	96.12	0.235	19:09:44.669
5 - D2	27.544	48.809 162.8	52.863	2:09.216	95.58	0.968	19:11:53.885
6 - D2	27.479	48.732 161.3	52.238	2:08.449 (2)	96.15	0.201	19:14:02.334
7 - D2	27.569	48.932 162.8	52.126	2:08.627	96.02	0.379	19:16:10.961
8 - D2	27.705	48.776 161.7	53.674	2:10.155	94.89	1.907	19:18:21.116
9 - D2	27.434	48.836 161.7	51.978	2:08.248 (1)	96.30		19:20:29.364
10 - D2	27.501	49.033 158.2	52.536	2:09.070	95.69	0.822	19:22:38.434
11 - D2	27.314	48.951 162.0	52.201	2:08.466 (3)	96.14	0.218	19:24:46.900
12 - D2	27.495	49.172 162.0	52.298	2:08.965	95.76	0.717	19:26:55.865
13 - D2	27.366	49.300 160.1	IN PIT	2:12.721 P	93.05	4.473	19:29:08.586
14 - D1	OUTLAP	50.266 157.9	52.888	3:32.946	58.00	1:24.698	19:32:41.532
15 - D1	27.388	49.246 160.5	53.109	2:09.743	95.19	1.495	19:34:51.275
16 - D1	27.273	49.217 161.7	52.578	2:09.068	95.69	0.820	19:37:00.343
17 - D1	27.151	49.343 162.0	52.679	2:09.173	95.61	0.925	19:39:09.516
18 - D1	27.357	49.609 159.0	52.465	2:09.431	95.42	1.183	19:41:18.947
19 - D1	27.933	50.386 160.9	52.677	2:10.996	94.28	2.748	19:43:29.943
20 - D1	27.311	49.235 160.5	52.515	2:09.061	95.69	0.813	19:45:39.004
21 - D1	27.403	49.677 160.9	52.514	2:09.594	95.30	1.346	19:47:48.598
22 - D1	27.397	49.210 160.9	52.562	2:09.169	95.61	0.921	19:49:57.767
23 - D1	27.205	49.633 160.5	52.611	2:09.449	95.41	1.201	19:52:07.216
24 - D1	27.234	49.718 161.3	52.747	2:09.699	95.22	1.451	19:54:16.915
25 - D1	27.299	49.448 161.7	52.575	2:09.322	95.50	1.074	19:56:26.237
26 - D1	27.297	49.100 162.0	52.742	2:09.139	95.64	0.891	19:58:35.376
27 - D1	27.492	51.150 160.9	53.279	2:11.921	93.62	3.673	20:00:47.297

P13 75 Pro/Am Always Evolving/AIM Autosport Nissan G Nissan GT-R Nismo GT3 -

IDEAL LAP TIME : 2:08.127

BEST LAP TIME : 2:08.498

DIFFERENCE : 0.371

D1: Frank MONTECALVO D2: Ricardo SANCHEZ

LAP	SECTOR 1	SECTOR 2	SECTOR 3	LAP TIME	MPH	DIFF	TIME OF DAY
1 - D2		50.034 164.4	1:13.898	2:33.616	80.40	25.118	19:01:34.342
2 - D2	47.257	1:40.093 47.5	1:22.790	3:50.140	53.66	1:41.642	19:05:24.482
3 - D2	27.616	48.838 162.0	52.542	2:08.996	95.74	0.498	19:07:33.478
4 - D2	27.248	49.164 164.8	52.339	2:08.751 (3)	95.92	0.253	19:09:42.229
5 - D2	27.395	49.062 164.0	52.041	2:08.498 (1)	96.11		19:11:50.727
6 - D2	27.309	49.009 162.0	52.440	2:08.758	95.92	0.260	19:13:59.485
7 - D2	27.353	49.286 162.8	52.627	2:09.266	95.54	0.768	19:16:08.751
8 - D2	27.298	49.496 151.8	52.778	2:09.572	95.32	1.074	19:18:18.323
9 - D2	27.332	49.058 163.6	52.298	2:08.688 (2)	95.97	0.190	19:20:27.011
10 - D2	27.391	49.260 164.0	52.589	2:09.240	95.56	0.742	19:22:36.251
11 - D2	27.447	49.152 163.6	52.522	2:09.121	95.65	0.623	19:24:45.372
12 - D2	27.296	49.156 164.0	IN PIT	2:11.004 P	94.27	2.506	19:26:56.376
13 - D1	OUTLAP	49.657 161.3	52.683	3:33.413	57.87	1:24.915	19:30:29.789
14 - D1	27.524	49.491 162.0	52.491	2:09.506	95.36	1.008	19:32:39.295
15 - D1	27.695	49.499 162.8	52.207	2:09.401	95.44	0.903	19:34:48.696

Circuit of the Americas

Circuit Length = 3.4308 miles

Start: 18:59 Flag 19:59 End: 20:04

Weather / Track : Sunny / Dry

Grand Prix of Texas

SprintX

ROUND 4 CTMP MAKE-UP - Friday September 1st 2017 - SECTOR ANALYSIS

SECTOR 1 = FL to I1, SECTOR 2 = I1 to I2, SECTOR 3 = I2 to FL, DIFF = Difference To Personal Best Lap, P = Crossed Finish Line in Pit Lane, D = Time Disallowed

16 - D1	27.416	49.502	162.8	52.654	2:09.572	95.32	1.074	19:36:58.268
17 - D1	27.394	49.472	164.0	53.706	2:10.572	94.59	2.074	19:39:08.840
18 - D1	27.453	50.175	162.4	53.868	2:11.496	93.92	2.998	19:41:20.336
19 - D1	27.712	50.003	162.8	53.255	2:10.970	94.30	2.472	19:43:31.306
20 - D1	27.507	49.778	162.0	53.299	2:10.584	94.58	2.086	19:45:41.890
21 - D1	27.562	50.029	162.8	53.251	2:10.842	94.39	2.344	19:47:52.732
22 - D1	27.383	50.044	162.8	53.229	2:10.656	94.52	2.158	19:50:03.388
23 - D1	27.436	50.089	162.8	53.596	2:11.121	94.19	2.623	19:52:14.509
24 - D1	27.675	50.123	162.4	53.376	2:11.174	94.15	2.676	19:54:25.683
25 - D1	27.885	49.790	160.5	54.018	2:11.693	93.78	3.195	19:56:37.376
26 - D1	27.748	49.411	162.0	53.800	2:10.959	94.31	2.461	19:58:48.335
27 - D1	27.867	50.002	162.4	53.565	2:11.434	93.97	2.936	20:00:59.769

P14 44 Pro/Am Magnus Racing

Audi RS 8 LMS -

IDEAL LAP TIME : 2:07.798

BEST LAP TIME : 2:07.865

DIFFERENCE : 0.067

D1: John POTTER

D2: Marco SEEFRIED

LAP	SECTOR 1	SECTOR 2	SECTOR 3	LAP TIME	MPH	DIFF	TIME OF DAY	
1 - D2		50.944	158.2	1:14.035	2:35.209	79.57	27.344	19:01:35.935
2 - D2	46.998	1:40.752	51.2	1:21.851	3:49.601	53.79	1:41.736	19:05:25.536
3 - D2	28.942	49.705	157.5	53.415	2:12.062	93.52	4.197	19:07:37.598
4 - D2	28.641	49.078	157.9	51.473	2:09.192	95.60	1.327	19:09:46.790
5 - D2	27.459	48.873	159.7	51.533	2:07.865 (1)	96.59		19:11:54.655
6 - D2	27.609	49.308	159.0	51.756	2:08.673	95.98	0.808	19:14:03.328
7 - D2	27.452	49.425	159.4	51.672	2:08.549 (2)	96.07	0.684	19:16:11.877
8 - D2	27.551	49.062	159.4	52.690	2:09.303	95.51	1.438	19:18:21.180
9 - D2	27.893	49.173	159.0	51.576	2:08.642 (3)	96.00	0.777	19:20:29.822
10 - D2	27.586	48.892	155.3	IN PIT	2:12.374 P	93.30	4.509	19:22:42.196
11 - D1	OUTLAP	51.547	152.1	53.147	3:35.724	57.25	1:27.859	19:26:17.920
12 - D1	28.147	50.331	156.4	52.539	2:11.017	94.26	3.152	19:28:28.937
13 - D1	28.158	50.058	157.1	52.707	2:10.923	94.33	3.058	19:30:39.860
14 - D1	27.941	49.814	157.5	51.956	2:09.711	95.21	1.846	19:32:49.571
15 - D1	27.994	49.935	156.7	52.134	2:10.063	94.96	2.198	19:34:59.634
16 - D1	27.915	50.107	157.5	52.518	2:10.540	94.61	2.675	19:37:10.174
17 - D1	27.978	49.837	157.1	52.471	2:10.286	94.79	2.421	19:39:20.460
18 - D1	27.831	49.698	157.9	52.234	2:09.763	95.18	1.898	19:41:30.223
19 - D1	27.795	49.996	157.1	53.634	2:11.425	93.97	3.560	19:43:41.648
20 - D1	28.133	50.102	156.7	52.331	2:10.566	94.59	2.701	19:45:52.214
21 - D1	27.792	49.877	157.5	52.534	2:10.203	94.85	2.338	19:48:02.417
22 - D1	27.848	50.034	156.7	52.867	2:10.749	94.46	2.884	19:50:13.166
23 - D1	28.045	50.089	156.4	52.318	2:10.452	94.67	2.587	19:52:23.618
24 - D1	27.927	50.092	157.1	52.598	2:10.617	94.55	2.752	19:54:34.235
25 - D1	28.121	50.348	157.5	52.996	2:11.465	93.94	3.600	19:56:45.700
26 - D1	27.884	50.212	157.1	53.463	2:11.559	93.88	3.694	19:58:57.259
27 - D1	28.472	51.048	156.0	53.856	2:13.376	92.60	5.511	20:01:10.635

P15 30 Am/Am MOMO/NGT Motorsports

Ferrari 458 GT3 - Momo / Safecraft

IDEAL LAP TIME : 2:09.425

BEST LAP TIME : 2:09.902

DIFFERENCE : 0.477

D1: Henrique CISNEROS

D2: Peter LUDWIG

LAP	SECTOR 1	SECTOR 2	SECTOR 3	LAP TIME	MPH	DIFF	TIME OF DAY	
1 - D1		52.395	157.9	1:20.215	2:44.671	75.00	34.769	19:01:45.397
2 - D1	44.718	1:39.981	49.6	1:19.432	3:44.131	55.10	1:34.229	19:05:29.528
3 - D1	28.668	50.645	162.8	53.200	2:12.513	93.20	2.611	19:07:42.041
4 - D1	28.441	49.744	163.6	53.349	2:11.534	93.89	1.632	19:09:53.575
5 - D1	28.379	49.669	163.2	53.043	2:11.091	94.21	1.189	19:12:04.666
6 - D1	27.855	49.555	162.4	52.682	2:10.092 (2)	94.93	0.190	19:14:14.758
7 - D1	27.940	49.477	161.7	52.718	2:10.135 (3)	94.90	0.233	19:16:24.893
8 - D1	28.002	49.442	162.4	52.458	2:09.902 (1)	95.07		19:18:34.795
9 - D1	28.242	49.492	161.7	52.614	2:10.348	94.75	0.446	19:20:45.143

Circuit of the Americas

Circuit Length = 3.4308 miles

Start: 18:59 Flag 19:59 End: 20:04

Weather / Track : Sunny / Dry

Grand Prix of Texas

SprintX

ROUND 4 CTMP MAKE-UP - Friday September 1st 2017 - SECTOR ANALYSIS

SECTOR 1 = FL to I1, SECTOR 2 = I1 to I2, SECTOR 3 = I2 to FL, DIFF = Difference To Personal Best Lap, P = Crossed Finish Line in Pit Lane, D = Time Disallowed

10 - D1	28.044	49.786	161.7	53.139	2:10.969	94.30	1.067	19:22:56.112	
11 - D1	28.033	49.909	161.3	53.082	2:11.024	94.26	1.122	19:25:07.136	
12 - D1	28.212	49.820	162.0	IN PIT	2:15.616	P	91.07	5.714	19:27:22.752
13 - D2	OUTLAP	50.830	144.3	53.809	3:37.158	56.87	1:27.256	19:30:59.910	
14 - D2	28.195	51.673	158.6	52.995	2:12.863	92.95	2.961	19:33:12.773	
15 - D2	27.525	50.257	160.5	53.265	2:11.047	94.24	1.145	19:35:23.820	
16 - D2	27.744	50.062	162.0	53.322	2:11.128	94.18	1.226	19:37:34.948	
17 - D2	27.645	50.974	162.4	53.626	2:12.245	93.39	2.343	19:39:47.193	
18 - D2	28.025	49.813	162.4	53.622	2:11.460	93.95	1.558	19:41:58.653	
19 - D2	27.825	50.448	161.3	53.344	2:11.617	93.83	1.715	19:44:10.270	
20 - D2	28.161	50.909	160.9	53.525	2:12.595	93.14	2.693	19:46:22.865	
21 - D2	28.036	50.478	162.4	54.152	2:12.666	93.09	2.764	19:48:35.531	
22 - D2	30.288	50.449	160.9	54.279	2:15.016	91.47	5.114	19:50:50.547	
23 - D2	28.625	49.983	161.3	53.535	2:12.143	93.46	2.241	19:53:02.690	
24 - D2	27.623	50.556	162.0	54.269	2:12.448	93.25	2.546	19:55:15.138	
25 - D2	27.977	50.272	161.7	53.106	2:11.355	94.02	1.453	19:57:26.493	
26 - D2	27.572	49.832	162.4	53.423	2:10.827	94.40	0.925	19:59:37.320	
27 - D2	27.963	50.081	162.0	53.581	2:11.625	93.83	1.723	20:01:48.945	

P16 77 Pro/Am Calvert Dynamics

Porsche 911 GT3 R - Calvert Dynamics/ Phoenix Performance/

IDEAL LAP TIME : 2:07.080

BEST LAP TIME : 2:07.436

DIFFERENCE : 0.356

D1: Preston CALVERT D2: Alec UDELL

LAP	SECTOR 1	SECTOR 2	SECTOR 3	LAP TIME	MPH	DIFF	TIME OF DAY		
1 - D2		50.843	159.0	1:16.479	2:38.198	78.07	30.762	19:01:38.924	
2 - D2	47.054	1:39.836	50.7	1:20.769	3:47.659	54.25	1:40.223	19:05:26.583	
3 - D2	28.335	49.862	155.3	52.909	2:11.106	94.20	3.670	19:07:37.689	
4 - D2	27.950	48.527	162.0	51.884	2:08.361	96.22	0.925	19:09:46.050	
5 - D2	27.303	48.792	162.0	52.061	2:08.156	(3)	96.37	0.720	19:11:54.206
6 - D2	27.395	49.137	162.0	52.123	2:08.655	96.00	1.219	19:14:02.861	
7 - D2	27.306	49.267	157.1	IN PIT	2:12.497	P	93.21	5.061	19:16:15.358
8 - D2	OUTLAP	48.779	157.9	51.848	2:28.608	83.11	21.172	19:18:43.966	
9 - D2	27.026	48.817	160.1	51.593	2:07.436	(1)	96.91	19:20:51.402	
10 - D2	26.960	49.124	160.1	51.803	2:07.887	(2)	96.57	0.451	19:22:59.289
11 - D2	27.088	48.976	161.3	52.357	2:08.421	96.17	0.985	19:25:07.710	
12 - D2	27.845	49.817	161.7	52.771	2:10.433	94.69	2.997	19:27:18.143	
13 - D2	27.151	49.052	160.1	52.035	2:08.238	96.31	0.802	19:29:26.381	
14 - D2	27.101	49.060	160.1	IN PIT	2:12.593	P	93.14	5.157	19:31:38.974
15 - D1	OUTLAP	51.453	153.9	55.421	3:37.931	56.67	1:30.495	19:35:16.905	
16 - D1	28.759	51.318	152.5	54.708	2:14.785	91.63	7.349	19:37:31.690	
17 - D1	28.817	51.642	149.4	54.777	2:15.236	91.32	7.800	19:39:46.926	
18 - D1	29.128	51.045	159.4	53.867	2:14.040	92.14	6.604	19:42:00.966	
19 - D1	28.293	51.062	158.2	53.906	2:13.261	92.68	5.825	19:44:14.227	
20 - D1	28.572	50.659	158.6	53.797	2:13.028	92.84	5.592	19:46:27.255	
21 - D1	28.376	50.724	158.2	53.976	2:13.076	92.81	5.640	19:48:40.331	
22 - D1	28.675	51.634	156.4	54.812	2:15.121	91.40	7.685	19:50:55.452	
23 - D1	28.226	50.815	159.0	54.434	2:13.475	92.53	6.039	19:53:08.927	
24 - D1	28.081	50.933	158.2	54.254	2:13.268	92.67	5.832	19:55:22.195	
25 - D1	28.793	51.726	153.5	54.648	2:15.167	91.37	7.731	19:57:37.362	
26 - D1	29.570	50.870	156.7	54.694	2:15.134	91.39	7.698	19:59:52.496	

P17 23 Am/Am M1GT Racing

Audi R8 LMS Ultra - Tampa Bay Jaw Surgery/ Surgery Centers

IDEAL LAP TIME : 2:09.829

BEST LAP TIME : 2:10.151

DIFFERENCE : 0.322

D1: James DAYSON D2: David OSTELLA

LAP	SECTOR 1	SECTOR 2	SECTOR 3	LAP TIME	MPH	DIFF	TIME OF DAY	
1 - D2		52.325	150.8	1:20.702	2:45.771	74.50	35.620	19:01:46.497
2 - D2	45.627	1:38.710	46.9	1:19.230	3:43.567	55.24	1:33.416	19:05:30.064
3 - D2	28.728	50.750	159.0	53.226	2:12.704	93.07	2.553	19:07:42.768
4 - D2	28.152	50.304	158.6	52.617	2:11.073	94.22	0.922	19:09:53.841

Circuit of the Americas

Circuit Length = 3.4308 miles

Start: 18:59 Flag 19:59 End: 20:04

Weather / Track : Sunny / Dry

Grand Prix of Texas

SprintX

ROUND 4 CTMP MAKE-UP - Friday September 1st 2017 - SECTOR ANALYSIS

SECTOR 1 = FL to I1, SECTOR 2 = I1 to I2, SECTOR 3 = I2 to FL, DIFF = Difference To Personal Best Lap, P = Crossed Finish Line in Pit Lane, D = Time Disallowed

5 - D2	28.399	50.119	159.0	52.619	2:11.137	94.18	0.986	19:12:04.978
6 - D2	28.000	49.793	161.3	52.358	2:10.151 (1)	94.89		19:14:15.129
7 - D2	27.903	50.181	159.0	52.429	2:10.513	94.63	0.362	19:16:25.642
8 - D2	27.678	50.096	159.7	52.428	2:10.202 (2)	94.85	0.051	19:18:35.844
9 - D2	27.923	49.872	160.1	52.492	2:10.287 (3)	94.79	0.136	19:20:46.131
10 - D2	27.786	49.990	159.4	52.533	2:10.309	94.78	0.158	19:22:56.440
11 - D2	28.043	50.227	160.1	52.826	2:11.096	94.21	0.945	19:25:07.536
12 - D2	28.423	50.457	160.1	53.021	2:11.901	93.63	1.750	19:27:19.437
13 - D2	27.882	49.980	159.7	IN PIT	2:14.729 P	91.67	4.578	19:29:34.166
14 - D1	OUTLAP	54.972	158.2	56.242	3:43.337	55.30	1:33.186	19:33:17.503
15 - D1	29.824	51.852	157.9	54.996	2:16.672	90.36	6.521	19:35:34.175
16 - D1	29.212	51.546	158.6	55.048	2:15.806	90.94	5.655	19:37:49.981
17 - D1	28.903	51.381	158.6	54.959	2:15.243	91.32	5.092	19:40:05.224
18 - D1	29.132	51.156	158.6	54.582	2:14.870	91.57	4.719	19:42:20.094
19 - D1	29.043	51.513	158.6	54.774	2:15.330	91.26	5.179	19:44:35.424
20 - D1	28.605	51.439	158.6	57.071	2:17.115	90.07	6.964	19:46:52.539
21 - D1	29.170	51.858	159.4	54.490	2:15.518	91.13	5.367	19:49:08.057
22 - D1	29.000	52.979	117.7	57.940	2:19.919	88.27	9.768	19:51:27.976
23 - D1	28.908	51.461	159.7	54.012	2:14.381	91.90	4.230	19:53:42.357
24 - D1	28.821	51.571	160.1	55.343	2:15.735	90.99	5.584	19:55:58.092
25 - D1	28.848	51.133	160.1	56.533	2:16.514	90.47	6.363	19:58:14.606
26 - D1	29.057	51.490	152.8	55.153	2:15.700	91.01	5.549	20:00:30.306

P18 55 Pro/Am Dream Racing Motorsport

Lamborghini Huracan Super Trofeo -

IDEAL LAP TIME : 2:13.612

BEST LAP TIME : 2:13.613

DIFFERENCE : 0.001

D1: Yuki HARATA

D2: Alessandro BRESSAN

LAP	SECTOR 1	SECTOR 2	SECTOR 3	LAP TIME	MPH	DIFF	TIME OF DAY	
1 - D2		52.972	150.4	1:21.007	2:47.341	73.80	33.728	19:01:48.067
2 - D2	45.178	1:38.922	45.3	1:19.951	3:44.051	55.12	1:30.438	19:05:32.118
3 - D2	29.244	51.514	152.1	53.543	2:14.301	91.96	0.688	19:07:46.419
4 - D2	28.599	51.488	150.4	53.526	2:13.613 (1)	92.43		19:10:00.032
5 - D2	28.839	51.533	149.7	53.787	2:14.159	92.06	0.546	19:12:14.191
6 - D2	28.786	51.548	148.7	53.803	2:14.137 (3)	92.07	0.524	19:14:28.328
7 - D2	28.780	51.487	149.1	53.640	2:13.907 (2)	92.23	0.294	19:16:42.235
8 - D2	29.061	52.124	149.4	54.102	2:15.287	91.29	1.674	19:18:57.522
9 - D2	28.920	51.681	149.1	53.698	2:14.299	91.96	0.686	19:21:11.821
10 - D2	28.877	52.001	149.1	54.005	2:14.883	91.56	1.270	19:23:26.704
11 - D2	28.930	51.852	148.7	53.926	2:14.708	91.68	1.095	19:25:41.412
12 - D2	28.871	51.894	149.4	IN PIT	2:17.554 P	89.78	3.941	19:27:58.966
13 - D1	OUTLAP	52.159	144.9	54.943	3:36.083	57.15	1:22.470	19:31:35.049
14 - D1	29.472	51.933	148.4	54.400	2:15.805	90.94	2.192	19:33:50.854
15 - D1	29.554	52.055	147.4	54.658	2:16.267	90.63	2.654	19:36:07.121
16 - D1	30.947	52.451	148.1	55.551	2:18.949	88.88	5.336	19:38:26.070
17 - D1	29.215	51.862	148.7	54.208	2:15.285	91.29	1.672	19:40:41.355
18 - D1	29.051	52.197	147.8	54.212	2:15.460	91.17	1.847	19:42:56.815
19 - D1	29.309	51.978	147.1	54.326	2:15.613	91.07	2.000	19:45:12.428
20 - D1	29.350	51.975	149.1	54.406	2:15.731	90.99	2.118	19:47:28.159
21 - D1	28.962	53.606	149.1	54.862	2:17.430	89.87	3.817	19:49:45.589
22 - D1	29.426	52.503	144.3	55.536	2:17.465	89.84	3.852	19:52:03.054
23 - D1	29.367	53.217	148.1	54.925	2:17.509	89.81	3.896	19:54:20.563
24 - D1	29.191	52.657	147.8	54.379	2:16.227	90.66	2.614	19:56:36.790
25 - D1	29.496	52.860	148.7	55.254	2:17.610	89.75	3.997	19:58:54.400
26 - D1	29.449	52.987	148.7	55.110	2:17.546	89.79	3.933	20:01:11.946

P19 90 Am/Am Autometrics Motorsports

Porsche 911 GT3 Cup - National Ability Center/ PRISMS

IDEAL LAP TIME : 2:15.306

BEST LAP TIME : 2:15.662

DIFFERENCE : 0.356

D1: Cory FRIEDMAN

D2: Joe TOUSSAINT

LAP	SECTOR 1	SECTOR 2	SECTOR 3	LAP TIME	MPH	DIFF	TIME OF DAY
-----	----------	----------	----------	----------	-----	------	-------------

Circuit of the Americas

Circuit Length = 3.4308 miles

Start: 18:59 Flag 19:59 End: 20:04

Weather / Track : Sunny / Dry

Grand Prix of Texas

SprintX

ROUND 4 CTMP MAKE-UP - Friday September 1st 2017 - SECTOR ANALYSIS

SECTOR 1 = FL to I1, SECTOR 2 = I1 to I2, SECTOR 3 = I2 to FL, DIFF = Difference To Personal Best Lap, P = Crossed Finish Line in Pit Lane, D = Time Disallowed

1 - D2		54.210	155.3	1:19.252	2:47.967	73.53	32.305	19:01:48.693
2 - D2	45.807	1:38.735	50.3	1:18.724	3:43.266	55.31	1:27.604	19:05:31.959
3 - D2	30.328	54.902	153.9	56.537	2:21.767	87.12	6.105	19:07:53.726
4 - D2	29.583	52.976	152.1	56.282	2:18.841	88.95	3.179	19:10:12.567
5 - D2	30.105	53.289	155.7	56.026	2:19.420	88.58	3.758	19:12:31.987
6 - D2	29.728	53.144	146.8	56.053	2:18.925	88.90	3.263	19:14:50.912
7 - D2	29.793	52.914	151.4	55.958	2:18.665	89.07	3.003	19:17:09.577
8 - D2	29.389	52.491	155.3	55.580	2:17.460	89.85	1.798	19:19:27.037
9 - D2	29.266	52.399	155.3	55.173	2:16.838	90.25	1.176	19:21:43.875
10 - D2	29.381	52.904	153.5	IN PIT	2:23.073	P 86.32	7.411	19:24:06.948
11 - D1	OUTLAP	52.593	135.8	55.339	3:39.871	56.17	1:24.209	19:27:46.819
12 - D1	29.056	51.836	143.7	54.770	2:15.662	(1) 91.04		19:30:02.481
13 - D1	28.746	51.790	139.2	55.330	2:15.866	(2) 90.90	0.204	19:32:18.347
14 - D1	29.246	52.456	139.8	55.504	2:17.206	90.01	1.544	19:34:35.553
15 - D1	28.944	51.859	139.8	56.344	2:17.147	90.05	1.485	19:36:52.700
16 - D1	28.837	52.506	140.6	56.630	2:17.973	89.51	2.311	19:39:10.673
17 - D1	28.923	51.999	144.6	55.197	2:16.119	(3) 90.73	0.457	19:41:26.792
18 - D1	28.981	52.135	144.0	55.565	2:16.681	90.36	1.019	19:43:43.473
19 - D1	28.897	51.861	143.3	55.453	2:16.211	90.67	0.549	19:45:59.684
20 - D1	28.968	51.986	147.1	55.373	2:16.327	90.59	0.665	19:48:16.011
21 - D1	58.803	55.505	115.7	57.548	2:51.856	71.86	36.194	19:51:07.867
22 - D1	31.031	53.516	113.7	57.494	2:22.041	86.95	6.379	19:53:29.908
23 - D1	30.184	53.931	122.6	57.108	2:21.223	87.45	5.561	19:55:51.131
24 - D1	30.393	52.960	117.1	56.811	2:20.164	88.11	4.502	19:58:11.295
25 - D1	30.641	53.168	117.7	57.559	2:21.368	87.36	5.706	20:00:32.663

P20 017 Pro/Am Case-it Racing

Porsche Cayman GT4 Clubsport MR - Case-it

IDEAL LAP TIME : 2:20.263

BEST LAP TIME : 2:20.455

DIFFERENCE : 0.192

D1: Adam MERZON

D2: Trent HINDMAN

LAP	SECTOR 1	SECTOR 2	SECTOR 3	LAP TIME	MPH	DIFF	TIME OF DAY	
1 - D2		54.412	145.5	1:19.675	2:48.898	73.12	28.443	19:01:49.624
2 - D2	46.222	1:38.664	63.1	1:18.071	3:42.957	55.39	1:22.502	19:05:32.581
3 - D2	30.398	54.804	147.4	56.452	2:21.654	87.19	1.199	19:07:54.235
4 - D2	30.362	53.936	147.1	56.470	2:20.768	(2) 87.73	0.313	19:10:15.003
5 - D2	30.472	53.931	145.2	56.463	2:20.866	87.67	0.411	19:12:35.869
6 - D2	30.103	54.123	145.2	56.229	2:20.455	(1) 87.93		19:14:56.324
7 - D2	30.341	54.231	145.2	56.290	2:20.862	(3) 87.68	0.407	19:17:17.186
8 - D2	30.403	54.507	144.6	57.119	2:22.029	86.96	1.574	19:19:39.215
9 - D2	30.407	54.610	143.3	57.163	2:22.180	86.86	1.725	19:22:01.395
10 - D2	30.787	54.325	145.2	56.562	2:21.674	87.17	1.219	19:24:23.069
11 - D2	30.573	55.731	143.3	58.566	2:24.870	85.25	4.415	19:26:47.939
12 - D2	30.479	54.672	144.6	IN PIT	2:26.859	P 84.10	6.404	19:29:14.798
13 - D1	OUTLAP	57.470	144.0	59.028	4:34.581	44.98	2:14.126	19:33:49.379
14 - D1	33.094	56.932	145.8	59.804	2:29.830	82.43	9.375	19:36:19.209
15 - D1	31.657	56.310	144.0	59.320	2:27.287	83.85	6.832	19:38:46.496
16 - D1	31.793	57.365	145.5	58.998	2:28.156	83.36	7.701	19:41:14.652
17 - D1	32.161	57.284	144.6	59.103	2:28.548	83.14	8.093	19:43:43.200
18 - D1	31.780	56.119	145.2	59.255	2:27.154	83.93	6.699	19:46:10.354
19 - D1	31.436	55.928	144.9	59.068	2:26.432	84.34	5.977	19:48:36.786
20 - D1	31.670	56.553	145.2	58.453	2:26.676	84.20	6.221	19:51:03.462
21 - D1	32.514	57.214	120.4	59.769	2:29.497	82.61	9.042	19:53:32.959
22 - D1	32.236	56.148	145.2	59.789	2:28.173	83.35	7.718	19:56:01.132
23 - D1	31.541	56.131	144.6	59.896	2:27.568	83.69	7.113	19:58:28.700
24 - D1	31.325	58.302	145.8	59.267	2:28.894	82.95	8.439	20:00:57.594

Weather / Track : Sunny / Dry

Circuit of the Americas

Circuit Length = 3.4308 miles

Start: 18:59 Flag 19:59 End: 20:04

Grand Prix of Texas

SprintX

ROUND 4 CTMP MAKE-UP - Friday September 1st 2017 - SECTOR ANALYSIS

SECTOR 1 = FL to I1, SECTOR 2 = I1 to I2, SECTOR 3 = I2 to FL, DIFF = Difference To Personal Best Lap, P = Crossed Finish Line in Pit Lane, D = Time Disallowed

P21 9 Pro/Pro K-PAX Racing		McLaren 650S GT3 -						
IDEAL LAP TIME : 2:07.797		BEST LAP TIME : 2:07.831		DIFFERENCE : 0.034				
D1: Alvaro PARENTE		D2: Ben BARNICOAT						
LAP	SECTOR 1	SECTOR 2		SECTOR 3	LAP TIME	MPH	DIFF	TIME OF DAY
1 - D2		51.098	149.7	1:17.086	2:39.484	77.44	31.653	19:01:40.210
2 - D2	46.647	1:39.983	51.1	1:20.369	3:46.999	54.40	1:39.168	19:05:27.209
3 - D2	29.082	49.654	159.7	52.251	2:10.987	94.29	3.156	19:07:38.196
4 - D2	28.762	49.301	160.5	52.121	2:10.184	94.87	2.353	19:09:48.380
5 - D2	27.733	50.755	124.9	IN PIT	2:17.526	P 89.80	9.695	19:12:05.906
6 - D1	OUTLAP	49.284	159.7	52.461	25:29.240	8.07	23:21.409	19:37:35.146
7 - D1	27.740	49.608	153.5	52.118	2:09.466	95.39	1.635	19:39:44.612
8 - D1	27.306	48.677	160.1	51.848	2:07.831 (1)	96.61		19:41:52.443
9 - D1	27.280	48.823	160.9	52.277	2:08.380 (2)	96.20	0.549	19:44:00.823
10 - D1	27.319	48.972	161.3	52.209	2:08.500 (3)	96.11	0.669	19:46:09.323
11 - D1	27.330	49.397	161.3	52.453	2:09.180	95.61	1.349	19:48:18.503
12 - D1	27.881	49.408	160.1	51.961	2:09.250	95.55	1.419	19:50:27.753
13 - D1	27.648	49.124	160.9	52.155	2:08.927	95.79	1.096	19:52:36.680
14 - D1	27.364	49.158	161.3	52.175	2:08.697	95.96	0.866	19:54:45.377
15 - D1	27.272	49.213	161.3	52.059	2:08.544	96.08	0.713	19:56:53.921
16 - D1	27.361	49.284	161.7	52.761	2:09.406	95.44	1.575	19:59:03.327
17 - D1	27.587	49.482	162.0	52.580	2:09.649	95.26	1.818	20:01:12.976

P22 019 Am/Am Stephen Cameron Racing		BMW M3 E46 - ART RACING						
IDEAL LAP TIME : 2:20.322		BEST LAP TIME : 2:20.509		DIFFERENCE : 0.187				
D1: Aristotle BALOGH		D2: Greg LIEFOOGHE						
LAP	SECTOR 1	SECTOR 2		SECTOR 3	LAP TIME	MPH	DIFF	TIME OF DAY
1 - D2		54.608	140.6	1:19.896	2:50.179	72.57	29.670	19:01:50.905
2 - D2	46.009	1:39.433	60.2	1:16.622	3:42.064	55.61	1:21.555	19:05:32.969
3 - D2	30.489	54.461	144.6	56.675	2:21.625	87.20	1.116	19:07:54.594
4 - D2	30.427	53.424	143.3	56.952	2:20.803 (2)	87.71	0.294	19:10:15.397
5 - D2	30.400	53.505	145.8	57.174	2:21.079	87.54	0.570	19:12:36.476
6 - D2	30.298	53.455	130.5	56.756	2:20.509 (1)	87.90		19:14:56.985
7 - D2	30.402	53.732	132.1	56.883	2:21.017 (3)	87.58	0.508	19:17:18.002
8 - D2	30.223	53.672	138.9	57.751	2:21.646	87.19	1.137	19:19:39.648
9 - D2	30.436	53.894	146.8	57.109	2:21.439	87.32	0.930	19:22:01.087
10 - D2	30.537	53.868	143.0	57.065	2:21.470	87.30	0.961	19:24:22.557
11 - D2	30.386	55.844	133.9	IN PIT	2:29.394	P 82.67	8.885	19:26:51.951

P23 93 Pro/Pro RealTime Racing		Acura NSX GT3 - Acura/ HPD/ RealTime						
IDEAL LAP TIME : 2:09.608		BEST LAP TIME : 2:10.189		DIFFERENCE : 0.581				
D1: Peter KOX		D2: Mark WILKINS						
LAP	SECTOR 1	SECTOR 2		SECTOR 3	LAP TIME	MPH	DIFF	TIME OF DAY
1 - D1		51.164	158.2	1:16.589	2:38.831	77.76	28.642	19:01:39.557
2 - D1	46.876	1:39.747	48.6	1:20.877	3:47.500	54.28	1:37.311	19:05:27.057
3 - D1	28.854	50.210	158.6	54.129	2:13.193 (3)	92.72	3.004	19:07:40.250
4 - D1	28.277	49.446	152.1	52.472	2:10.195 (2)	94.86	0.006	19:09:50.445
5 - D1	27.838	49.390	148.1	52.961	2:10.189 (1)	94.86		19:12:00.634
6 - D1	27.746	49.397	160.1	IN PIT	2:15.442	P 91.18	5.253	19:14:16.076

Weather / Track : Sunny / Dry

Circuit of the Americas
 Circuit Length = 3.4308 miles
 Start: 18:59 Flag 19:59 End: 20:04

Grand Prix of Texas

SprintX

ROUND 4 CTMP MAKE-UP - Friday September 1st 2017 - PIT STOP ANALYSIS

P1	58 Pro/Pro	Wright Motorsports						Porsche 911 GT3 R
D1: Patrick LONG	Total Stint: 15 Laps - 32:06.245 (52.87%)							Best Lap: 2:07.677 On Lap 15 @ 96.73 mph
D2: Joerg BERGMEISTER	Total Stint: 12 Laps - 28:37.336 (47.13%)							Best Lap: 2:07.375 On Lap 6 @ 96.96 mph
STOP	IN TIME	DRIVER IN	STINT TIME	STOP TIME	TOTAL STOP TIME	OUT TIME	DRIVER OUT	
1 -	19:26:36.051	Joerg BERGMEISTER	27:35.325	1:02.011	1:02.011	19:27:38.062	Patrick LONG	
-	Finish	Patrick LONG	32:06.245					
P2	31 Pro/Pro	TR3 Racing						Ferrari 488 GT3
D1: Daniel MANCINELLI	Total Stint: 16 Laps - 34:13.849 (56.32%)							Best Lap: 2:07.377 On Lap 14 @ 96.96 mph
D2: Niccolo SCHIRO	Total Stint: 11 Laps - 26:32.973 (43.68%)							Best Lap: 2:07.416 On Lap 8 @ 96.93 mph
STOP	IN TIME	DRIVER IN	STINT TIME	STOP TIME	TOTAL STOP TIME	OUT TIME	DRIVER OUT	
1 -	19:24:31.591	Niccolo SCHIRO	25:30.865	1:02.108	1:02.108	19:25:33.699	Daniel MANCINELLI	
-	Finish	Daniel MANCINELLI	34:13.849					
P3	2 Pro/Pro	CRP Racing						Mercedes AMG GT3
D1: Daniel MORAD	Total Stint: 14 Laps - 30:03.555 (49.35%)							Best Lap: 2:08.632 On Lap 18 @ 96.01 mph
D2: Ryan DALZIEL	Total Stint: 13 Laps - 30:51.144 (50.65%)							Best Lap: 2:07.462 On Lap 7 @ 96.89 mph
STOP	IN TIME	DRIVER IN	STINT TIME	STOP TIME	TOTAL STOP TIME	OUT TIME	DRIVER OUT	
1 -	19:28:48.915	Ryan DALZIEL	29:48.189	1:02.955	1:02.955	19:29:51.870	Daniel MORAD	
-	Finish	Daniel MORAD	30:03.555					
P4	8 Pro/Pro	Cadillac Racing						Cadillac ATS-V.R
D1: Michael COOPER	Total Stint: 15 Laps - 32:23.281 (53.02%)							Best Lap: 2:08.633 On Lap 14 @ 96.01 mph
D2: Jordan TAYLOR	Total Stint: 12 Laps - 28:41.717 (46.98%)							Best Lap: 2:07.622 On Lap 6 @ 96.77 mph
STOP	IN TIME	DRIVER IN	STINT TIME	STOP TIME	TOTAL STOP TIME	OUT TIME	DRIVER OUT	
1 -	19:26:42.290	Jordan TAYLOR	27:41.564	1:00.153	1:00.153	19:27:42.443	Michael COOPER	
-	Finish	Michael COOPER	32:23.281					
P5	3 Pro/Pro	Cadillac Racing						Cadillac ATS-V.R
D1: Ricky TAYLOR	Total Stint: 15 Laps - 35:08.724 (57.53%)							Best Lap: 2:07.467 On Lap 7 @ 96.89 mph
D2: Johnny O'CONNELL	Total Stint: 12 Laps - 25:57.006 (42.47%)							Best Lap: 2:09.340 On Lap 20 @ 95.49 mph
STOP	IN TIME	DRIVER IN	STINT TIME	STOP TIME	TOTAL STOP TIME	OUT TIME	DRIVER OUT	
1 -	19:33:06.697	Ricky TAYLOR	34:05.971	1:02.753	1:02.753	19:34:09.450	Johnny O'CONNELL	
-	Finish	Johnny O'CONNELL	25:57.006					
P6	4 Pro/Pro	Magnus Racing						Audi RS 8 LMS
D1: Pierre KAFFER	Total Stint: 15 Laps - 32:25.219 (52.83%)							Best Lap: 2:09.324 On Lap 21 @ 95.50 mph
D2: Spencer PUMPELLY	Total Stint: 12 Laps - 28:56.703 (47.17%)							Best Lap: 2:08.370 On Lap 4 @ 96.21 mph
STOP	IN TIME	DRIVER IN	STINT TIME	STOP TIME	TOTAL STOP TIME	OUT TIME	DRIVER OUT	
1 -	19:26:51.169	Spencer PUMPELLY	27:50.443	1:06.260	1:06.260	19:27:57.429	Pierre KAFFER	
-	Finish	Pierre KAFFER	32:25.219					
P7	88 Pro/Pro	Absolute Racing						Bentley Continental GT3
D1: Vincent ABRIL	Total Stint: 14 Laps - 33:18.149 (54.25%)							Best Lap: 2:07.748 On Lap 11 @ 96.68 mph
D2: Adderly FONG	Total Stint: 13 Laps - 28:04.936 (45.75%)							Best Lap: 2:09.004 On Lap 22 @ 95.74 mph
STOP	IN TIME	DRIVER IN	STINT TIME	STOP TIME	TOTAL STOP TIME	OUT TIME	DRIVER OUT	
1 -	19:31:11.254	Vincent ABRIL	32:10.528	1:07.621	1:07.621	19:32:18.875	Adderly FONG	
-	Finish	Adderly FONG	28:04.936					
P8	6 Pro/Pro	K-PAX Racing						McLaren 650S GT3
D1: Bryan SELLERS	Total Stint: 15 Laps - 32:28.688 (52.76%)							Best Lap: 2:09.069 On Lap 20 @ 95.69 mph
D2: Michael LEWIS	Total Stint: 12 Laps - 29:04.656 (47.24%)							Best Lap: 2:08.330 On Lap 7 @ 96.24 mph
STOP	IN TIME	DRIVER IN	STINT TIME	STOP TIME	TOTAL STOP TIME	OUT TIME	DRIVER OUT	
1 -	19:26:58.027	Michael LEWIS	27:57.301	1:07.355	1:07.355	19:28:05.382	Bryan SELLERS	
-	Finish	Bryan SELLERS	32:28.688					

Weather / Track : Sunny / Dry

Results can be found at www.tsl-timing.com

Page 1 of 3

Circuit of the Americas
 Circuit Length = 3.4308 miles
 Start: 18:59 Flag 19:59 End: 20:04

Printed - 20:23 Friday, September 1, 2017

Grand Prix of Texas

SprintX

ROUND 4 CTMP MAKE-UP - Friday September 1st 2017 - PIT STOP ANALYSIS

P9	43 Pro/Pro	RealTime Racing						Acura NSX GT3
D1: Ryan EVERSLEY	Total Stint: 14 Laps - 30:21.154 (49.28%)							Best Lap: 2:09.600 On Lap 20 @ 95.30 mph
D2: Tom DYER	Total Stint: 10 Laps - 26:53.087 (43.65%)							Best Lap: 2:08.433 On Lap 12 @ 96.16 mph
STOP	IN TIME	DRIVER IN	STINT TIME	STOP TIME	TOTAL STOP TIME	OUT TIME	DRIVER OUT	
1 -	19:29:11.761	Tom DYER	6:22.845	1:03.067	1:03.067	19:30:14.828	Ryan EVERSLEY	
-	Finish	Ryan EVERSLEY	30:21.154					

P10	14 Pro/Am	GMG Racing						Porsche 911 GT3 R
D1: James SOFRONAS	Total Stint: 13 Laps - 28:15.078 (45.75%)							Best Lap: 2:09.980 On Lap 19 @ 95.02 mph
D2: Mathieu JAMINET	Total Stint: 14 Laps - 32:04.834 (51.95%)							Best Lap: 2:06.971 On Lap 9 @ 97.27 mph
STOP	IN TIME	DRIVER IN	STINT TIME	STOP TIME	TOTAL STOP TIME	OUT TIME	DRIVER OUT	
1 -	19:30:58.009	Mathieu JAMINET	31:57.283	1:32.564	1:32.564	19:32:30.573	James SOFRONAS	
-	Finish	James SOFRONAS	28:15.078					

P11	54 Pro/Am	Black Swan Racing						Mercedes AMG GT3
D1: Tim PAPPAS	Total Stint: 12 Laps - 26:14.838 (42.5%)							Best Lap: 2:10.756 On Lap 19 @ 94.45 mph
D2: Jeroen BLEEKEMOLEN	Total Stint: 15 Laps - 35:30.991 (57.5%)							Best Lap: 2:07.242 On Lap 7 @ 97.06 mph
STOP	IN TIME	DRIVER IN	STINT TIME	STOP TIME	TOTAL STOP TIME	OUT TIME	DRIVER OUT	
1 -	19:33:01.353	Jeroen BLEEKEMOLEN	34:00.627	1:30.364	1:30.364	19:34:31.717	Tim PAPPAS	
-	Finish	Tim PAPPAS	26:14.838					

P12	16 Pro/Am	Wright Motorsports						Porsche 911 GT3 R
D1: Michael SCHEIN	Total Stint: 14 Laps - 30:13.425 (48.92%)							Best Lap: 2:09.061 On Lap 20 @ 95.69 mph
D2: Jan HEYLEN	Total Stint: 13 Laps - 31:33.146 (51.08%)							Best Lap: 2:08.248 On Lap 9 @ 96.30 mph
STOP	IN TIME	DRIVER IN	STINT TIME	STOP TIME	TOTAL STOP TIME	OUT TIME	DRIVER OUT	
1 -	19:29:01.026	Jan HEYLEN	30:00.300	1:32.846	1:32.846	19:30:33.872	Michael SCHEIN	
-	Finish	Michael SCHEIN	30:13.425					

P13	75 Pro/Am	Always Evolving/AIM Autosport Nissan						Nissan GT-R Nismo GT3
D1: Frank MONTECALVO	Total Stint: 15 Laps - 32:36.338 (52.6%)							Best Lap: 2:09.401 On Lap 15 @ 95.44 mph
D2: Ricardo SANCHEZ	Total Stint: 12 Laps - 29:22.705 (47.4%)							Best Lap: 2:08.498 On Lap 5 @ 96.11 mph
STOP	IN TIME	DRIVER IN	STINT TIME	STOP TIME	TOTAL STOP TIME	OUT TIME	DRIVER OUT	
1 -	19:26:49.884	Ricardo SANCHEZ	27:49.158	1:33.547	1:33.547	19:28:23.431	Frank MONTECALVO	
-	Finish	Frank MONTECALVO	32:36.338					

P14	44 Pro/Am	Magnus Racing						Audi RS 8 LMS
D1: John POTTER	Total Stint: 17 Laps - 37:03.196 (59.6%)							Best Lap: 2:09.711 On Lap 14 @ 95.21 mph
D2: Marco SEEFRIED	Total Stint: 10 Laps - 25:06.713 (40.4%)							Best Lap: 2:07.865 On Lap 5 @ 96.59 mph
STOP	IN TIME	DRIVER IN	STINT TIME	STOP TIME	TOTAL STOP TIME	OUT TIME	DRIVER OUT	
1 -	19:22:34.659	Marco SEEFRIED	23:33.933	1:32.780	1:32.780	19:24:07.439	John POTTER	
-	Finish	John POTTER	37:03.196					

P15	30 Am/Am	MOMO/NGT Motorsports						Ferrari 458 GT3
D1: Henrique CISNEROS	Total Stint: 12 Laps - 29:48.632 (47.47%)							Best Lap: 2:09.902 On Lap 8 @ 95.07 mph
D2: Peter LUDWIG	Total Stint: 15 Laps - 32:59.587 (52.53%)							Best Lap: 2:10.827 On Lap 26 @ 94.40 mph
STOP	IN TIME	DRIVER IN	STINT TIME	STOP TIME	TOTAL STOP TIME	OUT TIME	DRIVER OUT	
1 -	19:27:15.351	Henrique CISNEROS	28:14.625	1:34.007	1:34.007	19:28:49.358	Peter LUDWIG	
-	Finish	Peter LUDWIG	32:59.587					

P16	77 Pro/Am	Calvert Dynamics						Porsche 911 GT3 R
D1: Preston CALVERT	Total Stint: 12 Laps - 26:48.593 (44.05%)							Best Lap: 2:13.028 On Lap 20 @ 92.84 mph
D2: Alec UDELL	Total Stint: 14 Laps - 33:30.426 (55.05%)							Best Lap: 2:07.436 On Lap 9 @ 96.91 mph
STOP	IN TIME	DRIVER IN	STINT TIME	STOP TIME	TOTAL STOP TIME	OUT TIME	DRIVER OUT	
1 -	19:16:07.771	Alec UDELL	17:07.045	32.751	32.751	19:16:40.522	Alec UDELL	
2 -	19:31:31.379	Alec UDELL	14:50.857	1:32.524	2:05.275	19:33:03.903	Preston CALVERT	
-	Finish	Preston CALVERT	26:48.593					

Weather / Track : Sunny / Dry

Circuit of the Americas
 Circuit Length = 3.4308 miles
 Start: 18:59 Flag 19:59 End: 20:04

Grand Prix of Texas

SprintX

ROUND 4 CTMP MAKE-UP - Friday September 1st 2017 - PIT STOP ANALYSIS

P17	23 Am/Am	M1GT Racing						Audi R8 LMS Ultra
D1: James DAYSON	Total Stint: 13 Laps - 29:32.621 (48.04%)							Best Lap: 2:14.381 On Lap 23 @ 91.90 mph
D2: David OSTELLA	Total Stint: 13 Laps - 30:33.440 (49.69%)							Best Lap: 2:10.151 On Lap 6 @ 94.89 mph
STOP	IN TIME	DRIVER IN	STINT TIME	STOP TIME	TOTAL STOP TIME	OUT TIME	DRIVER OUT	
1 -	19:29:26.859	David OSTELLA	30:26.133	1:30.826	1:30.826	19:30:57.685	James DAYSON	
-	Finish	James DAYSON	29:32.621					
P18	55 Pro/Am	Dream Racing Motorsport						Lamborghini Huracan Super Trofeo
D1: Yuki HARATA	Total Stint: 14 Laps - 31:23.999 (50.49%)							Best Lap: 2:15.285 On Lap 17 @ 91.29 mph
D2: Alessandro BRESSAN	Total Stint: 12 Laps - 29:16.332 (47.07%)							Best Lap: 2:13.613 On Lap 4 @ 92.43 mph
STOP	IN TIME	DRIVER IN	STINT TIME	STOP TIME	TOTAL STOP TIME	OUT TIME	DRIVER OUT	
1 -	19:27:51.489	Alessandro BRESSAN	28:50.763	1:30.889	1:30.889	19:29:22.378	Alessandro BRESSAN	
-	Finish	Alessandro BRESSAN	31:49.568					
P19	90 Am/Am	Autometrics Motorsports						Porsche 911 GT3 Cup
D1: Cory FRIEDMAN	Total Stint: 15 Laps - 35:00.597 (56.9%)							Best Lap: 2:15.662 On Lap 12 @ 91.04 mph
D2: Joe TOUSSAINT	Total Stint: 10 Laps - 26:31.340 (43.1%)							Best Lap: 2:16.838 On Lap 9 @ 90.25 mph
STOP	IN TIME	DRIVER IN	STINT TIME	STOP TIME	TOTAL STOP TIME	OUT TIME	DRIVER OUT	
1 -	19:23:58.917	Joe TOUSSAINT	24:58.191	1:33.149	1:33.149	19:25:32.066	Cory FRIEDMAN	
-	Finish	Cory FRIEDMAN	35:00.597					
P20	017 Pro/Am	Case-it Racing						Porsche Cayman GT4 Clubsport MR
D1: Adam MERZON	Total Stint: 12 Laps - 29:34.256 (47.74%)							Best Lap: 2:26.432 On Lap 19 @ 84.34 mph
D2: Trent HINDMAN	Total Stint: 12 Laps - 32:22.612 (52.26%)							Best Lap: 2:20.455 On Lap 6 @ 87.93 mph
STOP	IN TIME	DRIVER IN	STINT TIME	STOP TIME	TOTAL STOP TIME	OUT TIME	DRIVER OUT	
1 -	19:29:06.155	Trent HINDMAN	30:05.429	2:17.183	2:17.183	19:31:23.338	Adam MERZON	
-	Finish	Adam MERZON	29:34.256					
P21	9 Pro/Pro	K-PAX Racing						McLaren 650S GT3
D1: Alvaro PARENTE	Total Stint: 12 Laps - 25:45.024 (41.4%)							Best Lap: 2:07.831 On Lap 8 @ 96.61 mph
D2: Ben BARNICOAT	Total Stint: 5 Laps - 36:27.226 (58.6%)							Best Lap: 2:10.184 On Lap 4 @ 94.87 mph
STOP	IN TIME	DRIVER IN	STINT TIME	STOP TIME	TOTAL STOP TIME	OUT TIME	DRIVER OUT	
1 -	19:11:58.441	Ben BARNICOAT	12:57.715	23:29.511	23:29.511	19:35:27.952	Alvaro PARENTE	
-	Finish	Alvaro PARENTE	25:45.024					
P22	019 Am/Am	Stephen Cameron Racing						BMW M3 E46
D1: Aristotle BALOGH	Total Stint: 0 Laps							Best Lap: 2:20.509 On Lap 6 @ 87.90 mph
D2: Greg LIEFOOGHE	Total Stint: 11 Laps - 27:43.689 (99.55%)							
STOP	IN TIME	DRIVER IN	STINT TIME	STOP TIME	TOTAL STOP TIME	OUT TIME	DRIVER OUT	
1 -	19:26:44.415	Greg LIEFOOGHE						
P23	93 Pro/Pro	RealTime Racing						Acura NSX GT3
D1: Peter KOX	Total Stint: 6 Laps - 15:07.785 (99.17%)							Best Lap: 2:10.189 On Lap 5 @ 94.86 mph
D2: Mark WILKINS	Total Stint: 0 Laps							
STOP	IN TIME	DRIVER IN	STINT TIME	STOP TIME	TOTAL STOP TIME	OUT TIME	DRIVER OUT	
1 -	19:14:08.511	Peter KOX						

Weather / Track : Sunny / Dry

Results can be found at www.tsl-timing.com

Page 3 of 3

Circuit of the Americas
 Circuit Length = 3.4308 miles
 Start: 18:59 Flag 19:59 End: 20:04

Printed - 20:23 Friday, September 1, 2017

Grand Prix of Texas

SprintX

ROUND 4 CTMP MAKE-UP - Friday September 1st 2017 - DRIVER STATISTICS

POS	NO	CL	PIC	TEAM / DRIVERS	CAR	LAPS	RACE TIME	%	BEST	ON	MPH
1	58	Pro/Prc	1	Wright Motorsports Patrick LONG (USA) Joerg BERGMEISTER (DEU)	Porsche 911 GT3 R -	27	1:00:43.581				
						15	32:06.245	52.87	2:07.677	15	96.73
						12	28:37.336	47.13	2:07.375	6	96.96
2	31	Pro/Prc	2	TR3 Racing Daniel MANCINELLI (ITA) Niccolo SCHIRO (ITA)	Ferrari 488 GT3 - Italian Shoemaker	27	1:00:46.822				
						16	34:13.849	56.32	2:07.377	14	96.96
						11	26:32.973	43.68	2:07.416	8	96.93
3	2	Pro/Prc	3	CRP Racing Daniel MORAD (USA) Ryan DALZIEL (USA)	Mercedes AMG GT3 - DeVilbiss/ Emkay	27	1:00:54.699				
						14	30:03.555	49.35	2:08.632	18	96.01
						13	30:51.144	50.65	2:07.462	7	96.89
4	8	Pro/Prc	4	Cadillac Racing Michael COOPER (USA) Jordan TAYLOR (USA)	Cadillac ATS-V.R - Cadillac	27	1:01:04.998				
						15	32:23.281	53.02	2:08.633	14	96.01
						12	28:41.717	46.98	2:07.622	6	96.77
5	3	Pro/Prc	5	Cadillac Racing Ricky TAYLOR (USA) Johnny O'CONNELL (USA)	Cadillac ATS-V.R - Cadillac	27	1:01:05.730				
						15	35:08.724	57.53	2:07.467	7	96.89
						12	25:57.006	42.47	2:09.340	20	95.49
6	4	Pro/Prc	6	Magnus Racing Pierre KAFFER (DEU) Spencer PUMPELLY (USA)	Audi RS 8 LMS -	27	1:01:21.922				
						15	32:25.219	52.83	2:09.324	21	95.50
						12	28:56.703	47.17	2:08.370	4	96.21
7	88	Pro/Prc	7	Absolute Racing Vincent ABRIL (FRA) Adderly FONG (HKG)	Bentley Continental GT3 - Absolute Racing/Bentley	27	1:01:23.085				
						14	33:18.149	54.25	2:07.748	11	96.68
						13	28:04.936	45.75	2:09.004	22	95.74
8	6	Pro/Prc	8	K-PAX Racing Bryan SELLERS (USA) Michael LEWIS (USA)	McLaren 650S GT3 -	27	1:01:33.344				
						15	32:28.688	52.76	2:09.069	20	95.69
						12	29:04.656	47.24	2:08.330	7	96.24
9	43	Pro/Prc	9	RealTime Racing Ryan EVERSLEY (USA) Tom DYER (USA)	Acura NSX GT3 - Acura/ HPD/ RealTime	27	1:01:35.256				
						14	30:21.154	49.28	2:09.600	20	95.30
						10	26:53.087	43.65	2:08.433	12	96.16
10	14	Pro/Am	1	GMG Racing James SOFRONAS (USA) Mathieu JAMINET (FRA)	Porsche 911 GT3 R - GMG/ Spyder/ Mobil 1	27	1:01:44.925				
						13	28:15.078	45.75	2:09.980	19	95.02
						14	32:04.834	51.95	2:06.971	9	97.27
11	54	Pro/Am	2	Black Swan Racing Tim PAPPAS (USA) Jeroen BLEEKEMOLEN (NLD)	Mercedes AMG GT3 -	27	1:01:45.829				
						12	26:14.838	42.50	2:10.756	19	94.45
						15	35:30.991	57.50	2:07.242	7	97.06
12	16	Pro/Am	3	Wright Motorsports Michael SCHEIN (USA) Jan HEYLEN (BEL)	Porsche 911 GT3 R - Wright Motorsports	27	1:01:46.571				
						14	30:13.425	48.92	2:09.061	20	95.69
						13	31:33.146	51.08	2:08.248	9	96.30
13	75	Pro/Am	4	Always Evolving/AIM Autosport Nissan Frank MONTECALVO (USA) Ricardo SANCHEZ (MEX)	Nissan GT-R Nismo GT3 -	27	1:01:59.043				
						15	32:36.338	52.60	2:09.401	15	95.44
						12	29:22.705	47.40	2:08.498	5	96.11
14	44	Pro/Am	5	Magnus Racing John POTTER (USA) Marco SEEFRIED (DEU)	Audi RS 8 LMS -	27	1:02:09.909				
						17	37:03.196	59.60	2:09.711	14	95.21
						10	25:06.713	40.40	2:07.865	5	96.59
15	30	Am/Am	1	MOMO/NGT Motorsports Henrique CISNEROS (USA) Peter LUDWIG (USA)	Ferrari 458 GT3 - Momo / Safecraft	27	1:02:48.219				
						12	29:48.632	47.47	2:09.902	8	95.07
						15	32:59.587	52.53	2:10.827	26	94.40
16	77	Pro/Am	6	Calvert Dynamics Preston CALVERT (USA) Alec UDELL (USA)	Porsche 911 GT3 R - Calvert Dynamics/ Phoenix Pe	26	1:00:51.770				
						12	26:48.593	44.05	2:13.028	20	92.84
						14	33:30.426	55.05	2:07.436	9	96.91
17	23	Am/Am	2	M1GT Racing James DAYSON (USA) David OSTELLA (CAN)	Audi R8 LMS Ultra - Tampa Bay Jaw Surgery/ Surgi	26	1:01:29.580				
						13	29:32.621	48.04	2:14.381	23	91.90
						13	30:33.440	49.69	2:10.151	6	94.89

Circuit of the Americas

Circuit Length = 3.4308 miles

Start: 18:59 Flag 19:59 End: 20:04

Weather / Track : Sunny / Dry

Grand Prix of Texas

SprintX

ROUND 4 CTMP MAKE-UP - Friday September 1st 2017 - DRIVER STATISTICS

POS	NO	CL	PIC	TEAM / DRIVERS	CAR	LAPS	RACE TIME	%	BEST	ON	MPH
18	55	Pro/Am	1	Dream Racing Motorsport Yuki HARATA (JPN) Alessandro BRESSAN (ITA)	Lamborghini Huracan Super Trofeo -	26	1:02:11.220				
						14	31:23.999	50.49	2:15.285	17	91.29
						12	29:16.332	47.07	2:13.613	4	92.43
19	90	Am/Am	1	Autometrics Motorsports Cory FRIEDMAN (USA) Joe TOUSSAINT (USA)	Porsche 911 GT3 Cup - National Ability Center/ PRI	25	1:01:31.937				
						15	35:00.597	56.90	2:15.662	12	91.04
						10	26:31.340	43.10	2:16.838	9	90.25
20	017	Pro/Am	1	Case-it Racing Adam MERZON (USA) Trent HINDMAN (USA)	Porsche Cayman GT4 Clubsport MR - Case-it	24	1:01:56.868				
						12	29:34.256	47.74	2:26.432	19	84.34
						12	32:22.612	52.26	2:20.455	6	87.93
21	9	Pro/Prc	10	K-PAX Racing Alvaro PARENTE (PRT) Ben BARNICOAT (GBR)	McLaren 650S GT3 -	17	1:02:12.250				
						12	25:45.024	41.40	2:07.831	8	96.61
						5	36:27.226	58.60	2:10.184	4	94.87
22	019	Am/Am	1	Stephen Cameron Racing Aristotle BALOGH (USA) Greg LIEFOOGHE (USA)	BMW M3 E46 - ART RACING	11	27:51.225				
						0	0.000	0.00		0	
						11	27:43.689	99.55	2:20.509	6	87.90
23	93	Pro/Prc	11	RealTime Racing Peter KOX (NLD) Mark WILKINS (CAN)	Acura NSX GT3 - Acura/ HPD/ RealTime	6	15:15.350				
						6	15:07.785	99.17	2:10.189	5	94.86
						0	0.000	0.00		0	

Correction to start drivers #88, #6 + #31

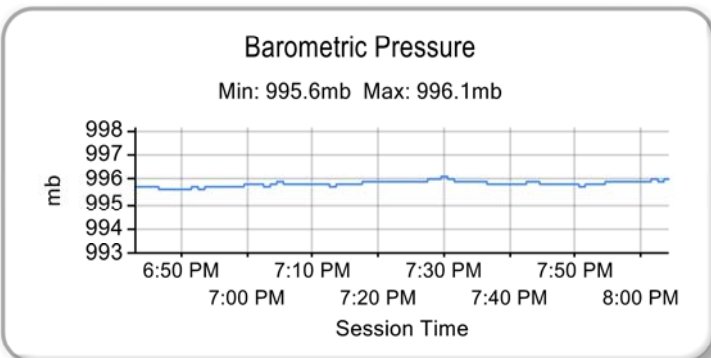
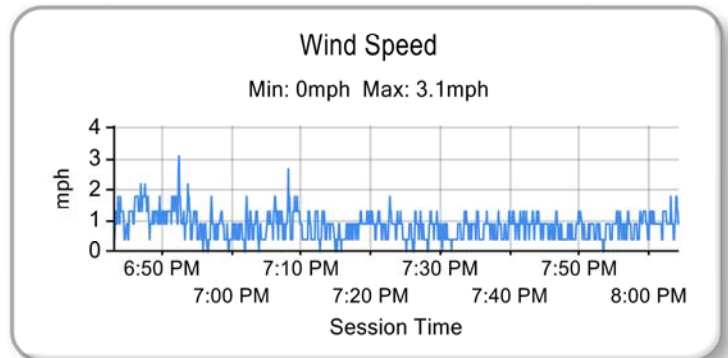
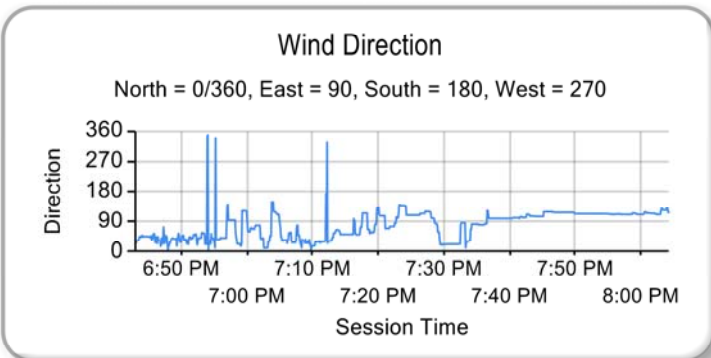
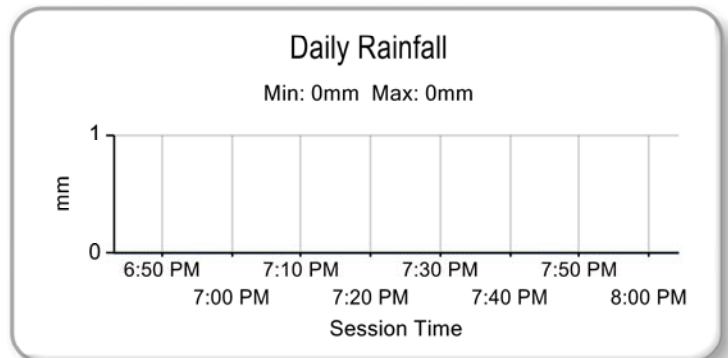
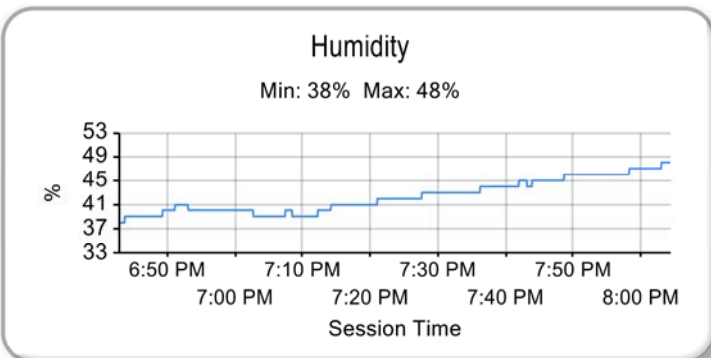
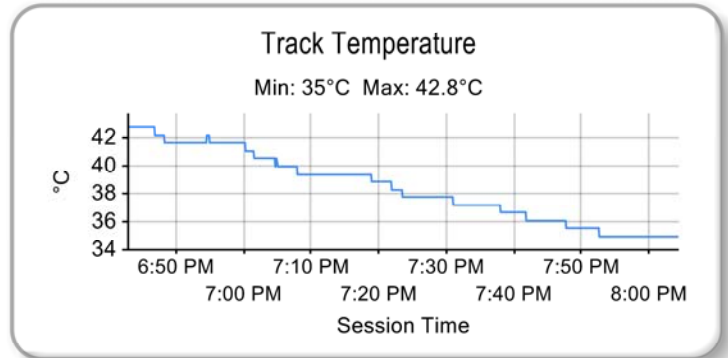
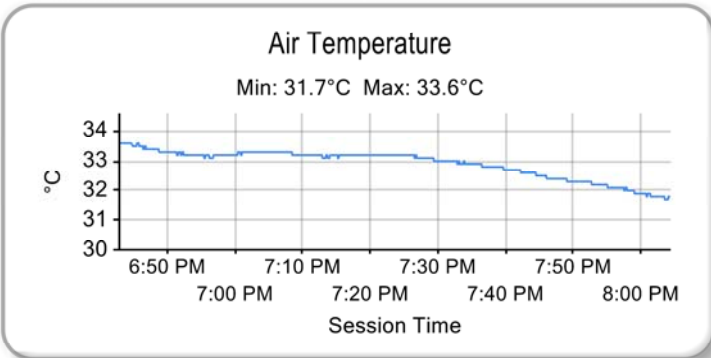
Weather / Track : Sunny / Dry

Circuit of the Americas
Circuit Length = 3.4308 miles
Start: 18:59 Flag 19:59 End: 20:04

Grand Prix of Texas

SprintX

ROUND 4 CTMP MAKE-UP - Friday September 1st 2017 - WEATHER CONDITIONS



Weather / Track : Sunny / Dry

Results can be found at www.tsl-timing.com

Circuit of the Americas
Circuit Length = 3.4308 miles
Start: 18:59 Flag 19:59 End: 20:04

Printed - 20:21 Friday, September 1, 2017

Grand Prix of Texas

SprintX - GT Drivers

QUALIFYING - ROUND 9 - Saturday September 2nd 2017 - CLASSIFICATION FINAL



POS	NO	CL	PIC	TEAM / DRIVERS	CAR / ENTRY	TIME	ON	LAPS	GAP	DIFF	MPH
1	3	Pro/Prc	1	Ricky TAYLOR / Johnny O'CONNELL Cadillac Racing	Cadillac ATS-V.R Cadillac	2:05.742	2	4			98.22
2	31	Pro/Prc	2	Daniel MANCINELLI / Niccolo SCHIRO TR3 Racing	Ferrari 488 GT3 Italian Shoemaker	2:05.763	4	7	0.021	0.021	98.20
3	8	Pro/Prc	3	Michael COOPER / Jordan TAYLOR Cadillac Racing	Cadillac ATS-V.R Cadillac	2:06.050	3	5	0.308	0.287	97.98
4	9	Pro/Prc	4	Alvaro PARENTE / Ben BARNICOAT K-PAX Racing	McLaren 650S GT3	2:06.067	2	5	0.325	0.017	97.97
5	2	Pro/Prc	5	Daniel MORAD / Ryan DALZIEL CRP Racing	Mercedes AMG GT3 DeVilbiss/ Emkay	2:06.094	5	7	0.352	0.027	97.95
6	58	Pro/Prc	6	Patrick LONG / Joerg BERGMEISTER Wright Motorsports	Porsche 911 GT3 R	2:06.098	4	5	0.356	0.004	97.94
7	4	Pro/Prc	7	Pierre KAFFER / Spencer PUMPELLY Magnus Racing	Audi RS 8 LMS	2:06.116	4	6	0.374	0.018	97.93
8	99	Pro/Prc	8	Jon FOGARTY / Wolf HENZLER Gainsco/Bob Stallings Racing	Porsche 911 GT3 R Gainsco Auto Insurance	2:06.785	6	6	1.043	0.669	97.41
9	43	Pro/Prc	9	Ryan EVERSLEY / Tom DYER RealTime Racing	Acura NSX GT3 Acura/ HPD/ RealTime	2:06.799	4	5	1.057	0.014	97.40
10	75	Pro/Am	1	Frank MONTECALVO / Ricardo SANCHEZ Always Evolving/AIM Autosport Nissan GT-R Nismo GT3	Nissan GT-R Nismo GT3	2:06.873	4	5	1.131	0.074	97.34
11	14	Pro/Am	2	James SOFRONAS / Mathieu JAMINET GMG Racing	Porsche 911 GT3 R GMG/ Spyder/ Mobil 1	2:07.042	4	5	1.300	0.169	97.21
12	88	Pro/Prc	10	Vincent ABRIL / Adderly FONG Absolute Racing	Bentley Continental GT3 Absolute Racing/Bentley Motorspc	2:07.193	4	7	1.451	0.151	97.10
13	6	Pro/Prc	11	Bryan SELLERS / Michael LEWIS K-PAX Racing	McLaren 650S GT3	2:07.275	2	6	1.533	0.082	97.04
14	93	Pro/Prc	12	Peter KOX / Mark WILKINS RealTime Racing	Acura NSX GT3 Acura/ HPD/ RealTime	2:07.532	5	6	1.790	0.257	96.84
15	16	Pro/Am	3	Michael SCHEIN / Jan HEYLEN Wright Motorsports	Porsche 911 GT3 R Wright Motorsports	2:07.563	2	6	1.821	0.031	96.82
16	44	Pro/Am	4	John POTTER / Marco SEEFRIED Magnus Racing	Audi RS 8 LMS	2:08.508	5	6	2.766	0.945	96.11
17	54	Pro/Am	5	Tim PAPPAS / Jeroen BLEEKEMOLEN Black Swan Racing	Mercedes AMG GT3	2:08.624	4	7	2.882	0.116	96.02
18	30	Am/Am	1	Henrique CISNEROS / Peter LUDWIG MOMO/NGT Motorsports	Ferrari 458 GT3 Momo / Safecraft	2:09.003	3	7	3.261	0.379	95.74
19	24	Am/Am	2	Lars VILJOEN / Walt BOWLIN M1GT Racing	Audi RS-8 LMS Tampa Bay Jaw Surgery / Surgery	2:09.200	4	5	3.458	0.197	95.59
20	77	Pro/Am	6	Preston CALVERT / Alec UDELL Calvert Dynamics	Porsche 911 GT3 R Calvert Dynamics/ Phoenix Perfor	2:09.786	4	7	4.044	0.586	95.16
21	04	Am/Am	3	Jorge DE LA TORRE / Ate DE JONG De La Torre Racing	Aston Martin Vantage GT3 Delgac	2:10.363	4	6	4.621	0.577	94.74
22	23	Am/Am	4	Jason BELL / James DAYSON M1GT Racing	Audi R8 LMS Ultra Tampa Bay Jaw Surgery/ Surgery	2:11.771	3	4	6.029	1.408	93.73
23	82	Pro/Am	7	Michael MCCANN / Mike SKEEN McCann Racing	Audi RS-8 LMS McCann Racing	2:12.545	6	7	6.803	0.774	93.18

CLASS GT - Am/Am QUALIFYING LAPTIME (107.0% of 2:09.522) = 2:18.588
 CLASS GT - Pro/Am QUALIFYING LAPTIME (107.0% of 2:07.159) = 2:16.060
 CLASS GT - Pro/Pro QUALIFYING LAPTIME (107.0% of 2:05.851) = 2:14.661

Circuit of the Americas
 Circuit Length = 3.4308 miles
 Start: 11:45 Flag 12:00 End: 12:04

Weather / Track : Sunny / Dry

These results are provisional until the conclusion of any judicial and technical matters.

Clerk Of Course :

Chief of Timing :

Results can be found at www.tsl-timing.com

Printed - 12:32 Monday, Monday, September 4, 2017



Grand Prix of Texas

SprintX - GT Drivers

QUALIFYING - ROUND 9 - Saturday September 2nd 2017 - BEST SECTORS

SECTOR 1			SECTOR 2			SECTOR 3			IDEAL / BEST COMPARISON						
POS	NO	NAME	TIME	NO	NAME	TIME	NO	NAME	TIME	POS	NO	NAME	IDEAL	BEST	DIFF
													PERFECT LAP	2:05.266	
1	31	TR3 Racing	26.765	3	Cadillac Racing	47.917	58	Wright Motorsports	50.584	1	3	Cadillac Racing	2:05.528	2:05.742	0.214
2	75	Always Evolving/AIM	26.782	4	Magnus Racing	48.117	31	TR3 Racing	50.598	2	31	TR3 Racing	2:05.578	2:05.763	0.185
3	43	RealTime Racing	26.805	31	TR3 Racing	48.215	9	K-PAX Racing	50.609	3	9	K-PAX Racing	2:05.883	2:06.067	0.184
4	3	Cadillac Racing	26.810	8	Cadillac Racing	48.222	2	CRP Racing	50.619	4	2	CRP Racing	2:05.888	2:06.094	0.206
5	9	K-PAX Racing	26.848	2	CRP Racing	48.239	43	RealTime Racing	50.705	5	8	Cadillac Racing	2:06.050	2:06.050	0.000
6	8	Cadillac Racing	26.860	99	Gainsco/Bob Stallings	48.398	3	Cadillac Racing	50.801	6	58	Wright Motorsports	2:06.089	2:06.098	0.009
7	88	Absolute Racing	26.878	9	K-PAX Racing	48.426	99	Gainsco/Bob Stallings	50.843	7	4	Magnus Racing	2:06.116	2:06.116	0.000
8	58	Wright Motorsports	26.937	6	K-PAX Racing	48.537	4	Magnus Racing	50.947	8	99	Gainsco/Bob Stallings	2:06.217	2:06.785	0.568
9	16	Wright Motorsports	26.956	58	Wright Motorsports	48.568	8	Cadillac Racing	50.968	9	43	RealTime Racing	2:06.515	2:06.799	0.284
10	99	Gainsco/Bob Stallings	26.976	75	Always Evolving/AIM	48.667	88	Absolute Racing	51.049	10	75	Always Evolving/AIM	2:06.671	2:06.873	0.202
11	2	CRP Racing	27.030	16	Wright Motorsports	48.760	14	GMG Racing	51.136	11	88	Absolute Racing	2:06.716	2:07.193	0.477
12	4	Magnus Racing	27.052	14	GMG Racing	48.767	93	RealTime Racing	51.158	12	14	GMG Racing	2:07.042	2:07.042	0.000
13	93	RealTime Racing	27.091	88	Absolute Racing	48.789	75	Always Evolving/AIM	51.222	13	16	Wright Motorsports	2:07.201	2:07.563	0.362
14	14	GMG Racing	27.139	30	MOMO/NGT Motors	48.937	54	Black Swan Racing	51.325	14	6	K-PAX Racing	2:07.275	2:07.275	0.000
15	6	K-PAX Racing	27.191	43	RealTime Racing	49.005	16	Wright Motorsports	51.485	15	93	RealTime Racing	2:07.385	2:07.532	0.147
16	30	MOMO/NGT Motors	27.192	93	RealTime Racing	49.136	6	K-PAX Racing	51.547	16	54	Black Swan Racing	2:08.267	2:08.624	0.357
17	54	Black Swan Racing	27.546	44	Magnus Racing	49.238	44	Magnus Racing	51.671	17	30	MOMO/NGT Motors	2:08.345	2:09.003	0.658
18	24	M1GT Racing	27.592	54	Black Swan Racing	49.396	24	M1GT Racing	51.976	18	44	Magnus Racing	2:08.508	2:08.508	0.000
19	44	Magnus Racing	27.599	24	M1GT Racing	49.518	30	MOMO/NGT Motors	52.216	19	24	M1GT Racing	2:09.086	2:09.200	0.114
20	04	De La Torre Racing	27.723	77	Calvert Dynamics	49.745	77	Calvert Dynamics	52.267	20	77	Calvert Dynamics	2:09.766	2:09.786	0.020
21	77	Calvert Dynamics	27.754	04	De La Torre Racing	49.897	04	De La Torre Racing	52.667	21	04	De La Torre Racing	2:10.287	2:10.363	0.076
22	23	M1GT Racing	28.097	23	M1GT Racing	50.671	82	McCann Racing	52.950	22	23	M1GT Racing	2:11.771	2:11.771	0.000
23	82	McCann Racing	28.454	82	McCann Racing	50.781	23	M1GT Racing	53.003	23	82	McCann Racing	2:12.185	2:12.545	0.360

Weather / Track : Sunny / Dry

Circuit of the Americas
 Circuit Length = 3.4308 miles
 Start: 11:45 Flag 12:00 End: 12:04

Results can be found at www.tsl-timing.com

Printed - 12:06 Saturday, September 2, 2017

Grand Prix of Texas

SprintX - GT Drivers

QUALIFYING - ROUND 9 - Saturday September 2nd 2017 - BEST SPEEDS

INTERMEDIATE 1				INTERMEDIATE 2			FINISH LINE		
POS	NO	NAME	MPH	NO	NAME	MPH	NO	NAME	MPH
1				8	Cadillac Racing	164.0			
2				3	Cadillac Racing	162.4			
3				30	MOMO/NGT Motorsports	162.0			
4				75	Always Evolving/AIM Autosport N	161.7			
5				14	GMG Racing	160.9			
6				58	Wright Motorsports	160.5			
7				99	Gainsco/Bob Stallings Racing	160.5			
8				88	Absolute Racing	160.5			
9				04	De La Torre Racing	160.1			
10				16	Wright Motorsports	159.7			
11				31	TR3 Racing	159.4			
12				93	RealTime Racing	159.4			
13				43	RealTime Racing	159.0			
14				6	K-PAX Racing	159.0			
15				9	K-PAX Racing	158.6			
16				2	CRP Racing	158.2			
17				4	Magnus Racing	157.9			
18				24	M1GT Racing	157.5			
19				77	Calvert Dynamics	157.5			
20				23	M1GT Racing	157.5			
21				82	McCann Racing	157.5			
22				44	Magnus Racing	156.7			
23				54	Black Swan Racing	156.7			

Weather / Track : Sunny / Dry

Results can be found at www.tsl-timing.com

Circuit of the Americas
Circuit Length = 3.4308 miles
Start: 11:45 Flag 12:00 End: 12:04

Printed - 12:06 Saturday, September 2, 2017

Grand Prix of Texas

SprintX - GT Drivers

QUALIFYING - ROUND 9 - Saturday September 2nd 2017 - SECTOR ANALYSIS

SECTOR 1 = FL to I1, SECTOR 2 = I1 to I2, SECTOR 3 = I2 to FL, DIFF = Difference To Personal Best Lap, P = Crossed Finish Line in Pit Lane, D = Time Disallowed

P1		3 Pro/Pro Cadillac Racing			Cadillac ATS-V.R - Cadillac			
IDEAL LAP TIME : 2:05.528		BEST LAP TIME : 2:05.742			DIFFERENCE : 0.214			
D1: Ricky TAYLOR		D2: Johnny O'CONNELL						
LAP	SECTOR 1	SECTOR 2		SECTOR 3	LAP TIME	MPH	DIFF	TIME OF DAY
1 - D1	OUTLAP	51.891	147.8	57.427				11:47:51.317
2 - D1	27.024	47.917	161.7	50.801	2:05.742 (1)	98.22		11:49:57.059
3 - D1	26.897	47.926	162.4	51.240	2:06.063	(2)	97.97	0.321 11:52:03.122
4 - D1	26.810	50.304	116.5	IN PIT	2:17.176	P	90.03	11.434 11:54:20.298

P2		31 Pro/Pro TR3 Racing			Ferrari 488 GT3 - Italian Shoemaker			
IDEAL LAP TIME : 2:05.578		BEST LAP TIME : 2:05.763			DIFFERENCE : 0.185			
D1: Daniel MANCINELLI		D2: Niccolo SCHIRO						
LAP	SECTOR 1	SECTOR 2		SECTOR 3	LAP TIME	MPH	DIFF	TIME OF DAY
1 - D1	OUTLAP	55.104	105.0	58.055				11:49:13.726
2 - D1	26.862	48.568	159.4	52.254	2:07.684	96.73	1.921	11:51:21.410
3 - D1	26.860	48.382	158.6	50.737	2:05.979	(3)	98.03	0.216 11:53:27.389
4 - D1	26.950	48.215	158.6	50.598	2:05.763 (1)	98.20		11:55:33.152
5 - D1	28.799	50.678	127.8	51.877	2:11.354	94.02	5.591	11:57:44.506
6 - D1	26.765	48.397	158.2	50.731	2:05.893	(2)	98.10	0.130 11:59:50.399
7 - D1	26.909	52.786	120.2	IN PIT	2:16.968	P	90.17	11.205 12:02:07.367

P3		8 Pro/Pro Cadillac Racing			Cadillac ATS-V.R - Cadillac			
IDEAL LAP TIME : 2:06.050		BEST LAP TIME : 2:06.050			DIFFERENCE : 0.000			
D1: Michael COOPER		D2: Jordan TAYLOR						
LAP	SECTOR 1	SECTOR 2		SECTOR 3	LAP TIME	MPH	DIFF	TIME OF DAY
1 - D1	OUTLAP	51.423	139.8	54.008				11:47:43.469
2 - D1	27.189	49.866	139.5	52.317	2:09.372	(3)	95.46	3.322 11:49:52.841
3 - D1	26.860	48.222	163.2	50.968	2:06.050 (1)	97.98		11:51:58.891
4 - D1	26.963	48.365	164.0	51.218	2:06.546	(2)	97.60	0.496 11:54:05.437
5 - D0	27.206	51.175	129.8	IN PIT	2:15.710	P	91.00	9.660 11:56:21.147

P4		9 Pro/Pro K-PAX Racing			McLaren 650S GT3 -			
IDEAL LAP TIME : 2:05.883		BEST LAP TIME : 2:06.067			DIFFERENCE : 0.184			
D1: Alvaro PARENTE		D2: Ben BARNICOAT						
LAP	SECTOR 1	SECTOR 2		SECTOR 3	LAP TIME	MPH	DIFF	TIME OF DAY
1 - D1	OUTLAP	51.507	139.5	1:00.868				11:48:24.327
2 - D1	27.032	48.426	158.6	50.609	2:06.067 (1)	97.97		11:50:30.394
3 - D1	26.848	52.850	146.8	IN PIT	2:20.296	P	88.03	14.229 11:52:50.690
4 - D1	OUTLAP	58.294	152.8	53.450	5:37.849	36.55	3:31.782	11:58:28.539
5 - D1	26.966	54.420	125.9	IN PIT	2:26.587	P	84.25	20.520 12:00:55.126

P5		2 Pro/Pro CRP Racing			Mercedes AMG GT3 - DeVilbiss/ Emkay			
IDEAL LAP TIME : 2:05.888		BEST LAP TIME : 2:06.094			DIFFERENCE : 0.206			
D1: Daniel MORAD		D2: Ryan DALZIEL						
LAP	SECTOR 1	SECTOR 2		SECTOR 3	LAP TIME	MPH	DIFF	TIME OF DAY
1 - D1	OUTLAP	1:01.559	83.3	1:03.603				11:48:46.036
2 - D1	31.995	56.943	112.5	1:01.096	2:30.034	82.32	23.940	11:51:16.070
3 - D1	30.856	53.955	142.1	53.687	2:18.498	89.17	12.404	11:53:34.568
4 - D1	27.030	48.334	158.2	50.756	2:06.120	(2)	97.92	0.026 11:55:40.688
5 - D1	27.043	48.432	157.1	50.619	2:06.094 (1)	97.95		11:57:46.782
6 - D1	27.048	48.239	157.9	50.841	2:06.128	(3)	97.92	0.034 11:59:52.910
7 - D1	27.055	48.532	157.9	50.708	2:06.295	97.79	0.201	12:01:59.205

Weather / Track : Sunny / Dry

Circuit of the Americas
 Circuit Length = 3.4308 miles
 Start: 11:45 Flag 12:00 End: 12:04

Grand Prix of Texas

SprintX - GT Drivers

QUALIFYING - ROUND 9 - Saturday September 2nd 2017 - SECTOR ANALYSIS

SECTOR 1 = FL to I1, SECTOR 2 = I1 to I2, SECTOR 3 = I2 to FL, DIFF = Difference To Personal Best Lap, P = Crossed Finish Line in Pit Lane, D = Time Disallowed

P6 58 Pro/Pro Wright Motorsports		Porsche 911 GT3 R -					
IDEAL LAP TIME : 2:06.089		BEST LAP TIME : 2:06.098		DIFFERENCE : 0.009			
D1: Patrick LONG		D2: Joerg BERGMEISTER					
LAP	SECTOR 1	SECTOR 2	SECTOR 3	LAP TIME	MPH	DIFF	TIME OF DAY
1 - D1	OUTLAP	53.141	133.6	1:02.003			11:48:04.942
2 - D1	27.371	49.082	159.7	51.883	2:08.336 (2)	96.23	2.238 11:50:13.278
3 - D1	27.049	49.538	156.0	51.945	2:08.532 (3)	96.09	2.434 11:52:21.810
4 - D1	26.946	48.568	160.5	50.584	2:06.098 (1)	97.94	11:54:27.908
5 - D1	26.937	48.870	160.1	IN PIT	2:10.581 P	94.58	4.483 11:56:38.489

P7 4 Pro/Pro Magnus Racing		Audi RS 8 LMS -					
IDEAL LAP TIME : 2:06.116		BEST LAP TIME : 2:06.116		DIFFERENCE : 0.000			
D1: Pierre KAFFER		D2: Spencer PUMPELLY					
LAP	SECTOR 1	SECTOR 2	SECTOR 3	LAP TIME	MPH	DIFF	TIME OF DAY
1 - D1	OUTLAP	1:00.308	110.3	1:02.351			11:48:53.601
2 - D1	27.377	51.516	131.8	53.439	2:12.332 (3)	93.33	6.216 11:51:05.933
3 - D1	27.129	48.356	157.5	51.053	2:06.538 (2)	97.60	0.422 11:53:12.471
4 - D1	27.052	48.117	157.9	50.947	2:06.116 (1)	97.93	11:55:18.587
5 - D1	27.131	51.331	133.4	54.353	2:12.815	92.99	6.699 11:57:31.402
6 - D1	27.146	50.464	138.9	IN PIT	2:15.867 P	90.90	9.751 11:59:47.269

P8 99 Pro/Pro Gainsco/Bob Stallings Racing		Porsche 911 GT3 R - Gainsco Auto Insurance					
IDEAL LAP TIME : 2:06.217		BEST LAP TIME : 2:06.785		DIFFERENCE : 0.568			
D1: Jon FOGARTY		D2: Wolf HENZLER					
LAP	SECTOR 1	SECTOR 2	SECTOR 3	LAP TIME	MPH	DIFF	TIME OF DAY
1 - D1	OUTLAP	54.947	153.5	1:00.662			11:49:20.583
2 - D1	26.976	48.972	159.7	50.843	2:06.791 (2)	97.41	0.006 11:51:27.374
3 - D1	31.817	1:03.051	97.1	57.889	2:32.757	80.85	25.972 11:54:00.131
4 - D1	27.183	1:02.126	106.8	52.947	2:22.256	86.82	15.471 11:56:22.387
5 - D1	27.034	48.398	160.1	51.469	2:06.901 (3)	97.32	0.116 11:58:29.288
6 - D1	26.997	48.891	160.5	50.897	2:06.785 (1)	97.41	12:00:36.073

P9 43 Pro/Pro RealTime Racing		Acura NSX GT3 - Acura/ HPD/ RealTime					
IDEAL LAP TIME : 2:06.515		BEST LAP TIME : 2:06.799		DIFFERENCE : 0.284			
D1: Ryan EVERSLEY		D2: Tom DYER					
LAP	SECTOR 1	SECTOR 2	SECTOR 3	LAP TIME	MPH	DIFF	TIME OF DAY
1 - D1	OUTLAP	53.325	136.3	59.592			11:48:27.429
2 - D1	27.513	49.982	157.9	51.306	2:08.801 (3)	95.89	2.002 11:50:36.230
3 - D1	26.805	49.129	159.0	50.872	2:06.806 (2)	97.40	0.007 11:52:43.036
4 - D1	27.089	49.005	158.6	50.705	2:06.799 (1)	97.40	11:54:49.835
5 - D1	29.036	57.007	114.1	IN PIT	2:25.695 P	84.77	18.896 11:57:15.530

P10 75 Pro/Am Always Evolving/AIM Autosport Nissan G		Nissan GT-R Nismo GT3 -					
IDEAL LAP TIME : 2:06.671		BEST LAP TIME : 2:06.873		DIFFERENCE : 0.202			
D1: Frank MONTECALVO		D2: Ricardo SANCHEZ					
LAP	SECTOR 1	SECTOR 2	SECTOR 3	LAP TIME	MPH	DIFF	TIME OF DAY
1 - D1	OUTLAP	1:01.983	112.0	1:02.106			11:48:46.447
2 - D1	27.333	49.135	160.9	51.572	2:08.040 (3)	96.46	1.167 11:50:54.487
3 - D1	27.112	48.751	161.7	51.222	2:07.085 (2)	97.18	0.212 11:53:01.572
4 - D1	26.782	48.667	161.7	51.424	2:06.873 (1)	97.34	11:55:08.445
5 - D1	29.904	1:02.078	148.7	IN PIT	2:31.441 P	81.55	24.568 11:57:39.886

Weather / Track : Sunny / Dry

Circuit of the Americas
 Circuit Length = 3.4308 miles
 Start: 11:45 Flag 12:00 End: 12:04

Grand Prix of Texas

SprintX - GT Drivers

QUALIFYING - ROUND 9 - Saturday September 2nd 2017 - SECTOR ANALYSIS

SECTOR 1 = FL to I1, SECTOR 2 = I1 to I2, SECTOR 3 = I2 to FL, DIFF = Difference To Personal Best Lap, P = Crossed Finish Line in Pit Lane, D = Time Disallowed

P11 14 Pro/Am GMG Racing		Porsche 911 GT3 R - GMG/ Spyder/ Mobil 1						
IDEAL LAP TIME : 2:07.042		BEST LAP TIME : 2:07.042		DIFFERENCE : 0.000				
D1: James SOFRONAS		D2: Mathieu JAMINET						
LAP	SECTOR 1	SECTOR 2	SECTOR 3	LAP TIME	MPH	DIFF	TIME OF DAY	
1 - D1	OUTLAP	54.750	137.7	57.988			11:49:15.911	
2 - D1	27.172	49.042	160.9	51.742	2:07.956 (2)	96.52	0.914	11:51:23.867
3 - D1	27.439	55.879	112.2	1:05.382	2:28.700 (3)	83.05	21.658	11:53:52.567
4 - D1	27.139	48.767	160.1	51.136	2:07.042 (1)	97.21		11:55:59.609
5 - D1	29.983	52.400	130.3	IN PIT	2:27.241 P	83.88	20.199	11:58:26.850

P12 88 Pro/Pro Absolute Racing		Bentley Continental GT3 - Absolute Racing/Bentley Motorsports						
IDEAL LAP TIME : 2:06.716		BEST LAP TIME : 2:07.193		DIFFERENCE : 0.477				
D1: Vincent ABRIL		D2: Adderly FONG						
LAP	SECTOR 1	SECTOR 2	SECTOR 3	LAP TIME	MPH	DIFF	TIME OF DAY	
1 - D2	OUTLAP	50.917	154.6	53.757			11:49:46.307	
2 - D2	26.878	49.662	158.6	51.049	2:07.589 (3)	96.80	0.396	11:51:53.896
3 - D2	27.019	49.122	160.5	51.088	2:07.229 (2)	97.07	0.036	11:54:01.125
4 - D1	27.136	48.789	159.7	51.268	2:07.193 (1)	97.10		11:56:08.318
5 - D1	27.121	49.002	159.0	51.655	2:07.778	96.65	0.585	11:58:16.096
6 - D1	27.158	49.001	160.5	51.730	2:07.889	96.57	0.696	12:00:23.985
7 - D1	28.872	55.448	129.0	IN PIT	2:26.847 P	84.10	19.654	12:02:50.832

P13 6 Pro/Pro K-PAX Racing		McLaren 650S GT3 -						
IDEAL LAP TIME : 2:07.275		BEST LAP TIME : 2:07.275		DIFFERENCE : 0.000				
D1: Bryan SELLERS		D2: Michael LEWIS						
LAP	SECTOR 1	SECTOR 2	SECTOR 3	LAP TIME	MPH	DIFF	TIME OF DAY	
1 - D1	OUTLAP	54.896	144.9	1:03.047			11:48:08.252	
2 - D1	27.191	48.537	159.0	51.547	2:07.275 (1)	97.04		11:50:15.527
3 - D1	27.771	49.941	149.4	51.713	2:09.425 (2)	95.42	2.150	11:52:24.952
4 - D1	31.908	59.835	106.8	IN PIT	2:35.267 P	79.54	27.992	11:55:00.219
5 - D1	OUTLAP	52.736	124.7	55.662	3:42.370	55.54	1:35.095	11:58:42.589
6 - D1	27.226	49.077	158.6	IN PIT	2:14.099 P	92.10	6.824	12:00:56.688

P14 93 Pro/Pro RealTime Racing		Acura NSX GT3 - Acura/ HPD/ RealTime						
IDEAL LAP TIME : 2:07.385		BEST LAP TIME : 2:07.532		DIFFERENCE : 0.147				
D1: Peter KOX		D2: Mark WILKINS						
LAP	SECTOR 1	SECTOR 2	SECTOR 3	LAP TIME	MPH	DIFF	TIME OF DAY	
1 - D1	OUTLAP	55.506	135.0	56.984			11:49:22.449	
2 - D1	28.508	55.179	123.5	53.447	2:17.134	90.06	9.602	11:51:39.583
3 - D1	27.091	49.708	150.1	59.147	2:15.946 (3)	90.85	8.414	11:53:55.529
4 - D1	27.153	49.329	158.2	51.411	2:07.893 (2)	96.57	0.361	11:56:03.422
5 - D1	27.238	49.136	159.4	51.158	2:07.532 (1)	96.84		11:58:10.954
6 - D1	28.408	55.236	126.8	54.651	2:18.295	89.30	10.763	12:00:29.249

P15 16 Pro/Am Wright Motorsports		Porsche 911 GT3 R - Wright Motorsports						
IDEAL LAP TIME : 2:07.201		BEST LAP TIME : 2:07.563		DIFFERENCE : 0.362				
D1: Michael SCHEIN		D2: Jan HEYLEN						
LAP	SECTOR 1	SECTOR 2	SECTOR 3	LAP TIME	MPH	DIFF	TIME OF DAY	
1 - D1	OUTLAP	55.810	141.2	1:06.207			11:48:13.326	
2 - D1	27.172	48.906	159.0	51.485	2:07.563 (1)	96.82		11:50:20.889
3 - D1	26.956	48.760	159.7	55.312	2:11.028 (2)	94.26	3.465	11:52:31.917
4 - D1	26.976	48.868	159.7	IN PIT	2:14.915 P	91.54	7.352	11:54:46.832
5 - D1	OUTLAP	53.675	147.4	57.315	3:37.893	56.68	1:30.330	11:58:24.725
6 - D1	27.079	54.394	145.2	IN PIT	2:19.692 P	88.41	12.129	12:00:44.417

Circuit of the Americas

Circuit Length = 3.4308 miles

Start: 11:45 Flag 12:00 End: 12:04

Weather / Track : Sunny / Dry

Grand Prix of Texas

SprintX - GT Drivers

QUALIFYING - ROUND 9 - Saturday September 2nd 2017 - SECTOR ANALYSIS

SECTOR 1 = FL to I1, SECTOR 2 = I1 to I2, SECTOR 3 = I2 to FL, DIFF = Difference To Personal Best Lap, P = Crossed Finish Line in Pit Lane, D = Time Disallowed

P16 44 Pro/Am Magnus Racing				Audi RS 8 LMS -			
IDEAL LAP TIME : 2:08.508		BEST LAP TIME : 2:08.508		DIFFERENCE : 0.000			
D1: John POTTER		D2: Marco SEEFRIED					
LAP	SECTOR 1	SECTOR 2	SECTOR 3	LAP TIME	MPH	DIFF	TIME OF DAY
1 - D1	OUTLAP	56.451	119.4	53.665			11:50:18.279
2 - D1	27.958	49.582	156.7	51.706	2:09.246 (3)	0.738	11:52:27.525
3 - D1	27.818	49.506	156.4	51.758	2:09.082 (2)	0.574	11:54:36.607
4 - D1	27.611	50.140	154.9	52.055	2:09.806	1.298	11:56:46.413
5 - D1	27.599	49.238	156.0	51.671	2:08.508 (1)	96.11	11:58:54.921
6 - D1	28.458	56.191	101.6	IN PIT	2:28.382 P	19.874	12:01:23.303

P17 54 Pro/Am Black Swan Racing				Mercedes AMG GT3 -			
IDEAL LAP TIME : 2:08.267		BEST LAP TIME : 2:08.624		DIFFERENCE : 0.357			
D1: Tim PAPPAS		D2: Jeroen BLEEKEMOLEN					
LAP	SECTOR 1	SECTOR 2	SECTOR 3	LAP TIME	MPH	DIFF	TIME OF DAY
1 - D1	OUTLAP	54.314	126.6	57.792			11:48:28.654
2 - D1	28.002	50.175	153.2	52.014	2:10.191	1.567	11:50:38.845
3 - D1	27.756	49.423	156.0	51.963	2:09.142	0.518	11:52:47.987
4 - D1	27.655	49.644	156.4	51.325	2:08.624 (1)	96.02	11:54:56.611
5 - D1	27.757	49.396	156.0	51.910	2:09.063 (3)	0.439	11:57:05.674
6 - D1	29.394	52.285	126.8	1:05.168	2:26.847	18.223	11:59:32.521
7 - D1	27.546	49.429	156.7	51.832	2:08.807 (2)	0.183	12:01:41.328

P18 30 Am/Am MOMO/NGT Motorsports				Ferrari 458 GT3 - Momo / Safecraft			
IDEAL LAP TIME : 2:08.345		BEST LAP TIME : 2:09.003		DIFFERENCE : 0.658			
D1: Henrique CISNEROS		D2: Peter LUDWIG					
LAP	SECTOR 1	SECTOR 2	SECTOR 3	LAP TIME	MPH	DIFF	TIME OF DAY
1 - D1	OUTLAP	54.688	130.3	58.271			11:48:28.167
2 - D1	29.616	53.589	150.4	53.597	2:16.802	7.799	11:50:44.969
3 - D1	27.192	49.595	161.3	52.216	2:09.003 (1)	95.74	11:52:53.972
4 - D1	27.682	49.184	162.0	52.510	2:09.376 (3)	0.373	11:55:03.348
5 - D1	27.640	48.937	161.3	52.502	2:09.079 (2)	0.076	11:57:12.427
6 - D1	27.583	52.026	121.5	57.574	2:17.183	8.180	11:59:29.610
7 - D1	27.699	49.366	161.3	IN PIT	2:14.999 P	5.996	12:01:44.609

P19 24 Am/Am M1GT Racing				Audi RS-8 LMS - Tampa Bay Jaw Surgery / Surgery Centres of .			
IDEAL LAP TIME : 2:09.086		BEST LAP TIME : 2:09.200		DIFFERENCE : 0.114			
D1: Lars VILJOEN		D2: Walt BOWLIN					
LAP	SECTOR 1	SECTOR 2	SECTOR 3	LAP TIME	MPH	DIFF	TIME OF DAY
1 - D1	OUTLAP	57.421	136.6	1:07.239			11:48:15.285
2 - D1	28.085	49.805	157.5	51.976	2:09.866 (3)	0.666	11:50:25.151
3 - D1	27.625	49.518	156.4	52.070	2:09.213 (2)	0.013	11:52:34.364
4 - D1	27.592	49.544	157.1	52.064	2:09.200 (1)	95.59	11:54:43.564
5 - D1	27.650	57.366	118.5	IN PIT	2:30.804 P	21.604	11:57:14.368

P20 77 Pro/Am Calvert Dynamics				Porsche 911 GT3 R - Calvert Dynamics/ Phoenix Performance/			
IDEAL LAP TIME : 2:09.766		BEST LAP TIME : 2:09.786		DIFFERENCE : 0.020			
D1: Preston CALVERT		D2: Alec UDELL					
LAP	SECTOR 1	SECTOR 2	SECTOR 3	LAP TIME	MPH	DIFF	TIME OF DAY
1 - D1	OUTLAP	55.233	119.1	56.802			11:49:23.337
2 - D1	28.082	50.244	155.3	53.268	2:11.594	1.808	11:51:34.931
3 - D1	27.827	49.745	157.5	52.383	2:09.955 (2)	0.169	11:53:44.886
4 - D1	27.754	49.765	156.7	52.267	2:09.786 (1)	95.16	11:55:54.672
5 - D1	27.962	49.991	156.7	52.524	2:10.477	0.691	11:58:05.149

Circuit of the Americas

Circuit Length = 3.4308 miles

Start: 11:45 Flag 12:00 End: 12:04

Weather / Track : Sunny / Dry

Grand Prix of Texas

SprintX - GT Drivers

QUALIFYING - ROUND 9 - Saturday September 2nd 2017 - SECTOR ANALYSIS

SECTOR 1 = FL to I1, SECTOR 2 = I1 to I2, SECTOR 3 = I2 to FL, DIFF = Difference To Personal Best Lap, P = Crossed Finish Line in Pit Lane, D = Time Disallowed

6 - D1	27.981	49.789	155.7	52.583	2:10.353 (3)	94.74	0.567	12:00:15.502
7 - D1	28.317	49.985	157.1	52.725	2:11.027	94.26	1.241	12:02:26.529

P21 04 Am/Am De La Torre Racing		Aston Martin Vantage GT3 - Delgac						
IDEAL LAP TIME : 2:10.287		BEST LAP TIME : 2:10.363		DIFFERENCE : 0.076				
D1: Jorge DE LA TORRE		D2: Ate DE JONG						
LAP	SECTOR 1	SECTOR 2	SECTOR 3	LAP TIME	MPH	DIFF	TIME OF DAY	
1 - D1	OUTLAP	1:02.535	130.8	1:03.628			11:48:59.603	
2 - D1	28.287	50.205	158.6	53.446	2:11.938 (3)	93.61	1.575	11:51:11.541
3 - D1	27.735	49.897	157.9	52.957	2:10.589 (2)	94.57	0.226	11:53:22.130
4 - D1	27.723	49.973	160.1	52.667	2:10.363 (1)	94.74		11:55:32.493
5 - D1	31.675	53.761	129.5	57.694	2:23.130	86.29	12.767	11:57:55.623
6 - D1	27.810	51.112	160.1	IN PIT	2:17.121	P 90.07	6.758	12:00:12.744

P22 23 Am/Am M1GT Racing		Audi R8 LMS Ultra - Tampa Bay Jaw Surgery/ Surgery Centers						
IDEAL LAP TIME : 2:11.771		BEST LAP TIME : 2:11.771		DIFFERENCE : 0.000				
D1: Jason BELL		D2: James DAYSON						
LAP	SECTOR 1	SECTOR 2	SECTOR 3	LAP TIME	MPH	DIFF	TIME OF DAY	
1 - D1	OUTLAP	53.216	152.1	55.761			11:47:51.955	
2 - D1	28.601	50.719	157.5	53.059	2:12.379 (2)	93.29	0.608	11:50:04.334
3 - D1	28.097	50.671	154.6	53.003	2:11.771 (1)	93.73		11:52:16.105
4 - D1	30.906	58.315	119.1	IN PIT	2:29.288	P 82.73	17.517	11:54:45.393

P23 82 Pro/Am McCann Racing		Audi RS-8 LMS - McCann Racing						
IDEAL LAP TIME : 2:12.185		BEST LAP TIME : 2:12.545		DIFFERENCE : 0.360				
D1: Michael MCCANN		D2: Mike SKEEN						
LAP	SECTOR 1	SECTOR 2	SECTOR 3	LAP TIME	MPH	DIFF	TIME OF DAY	
1 - D2	OUTLAP	1:03.631	97.2	1:04.619			11:49:07.489	
2 - D2	28.989	51.531	156.7	54.636	2:15.156	91.38	2.611	11:51:22.645
3 - D2	28.454	52.132	157.5	53.573	2:14.159	92.06	1.614	11:53:36.804
4 - D2	28.636	51.185	156.7	53.093	2:12.914 (3)	92.92	0.369	11:55:49.718
5 - D2	28.781	50.901	157.1	53.072	2:12.754 (2)	93.03	0.209	11:58:02.472
6 - D2	28.814	50.781	157.5	52.950	2:12.545 (1)	93.18		12:00:15.017
7 - D2	32.301	54.588	135.0	IN PIT	2:28.898	P 82.94	16.353	12:02:43.915

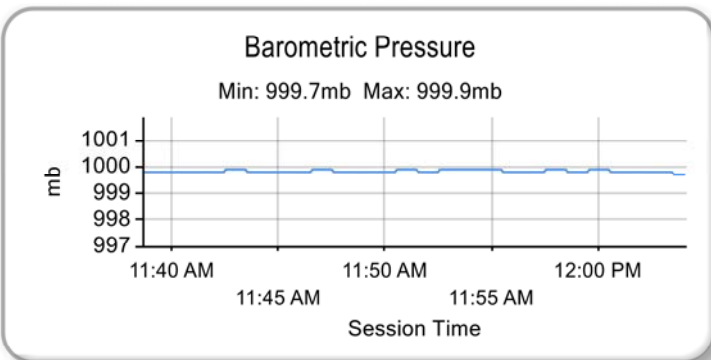
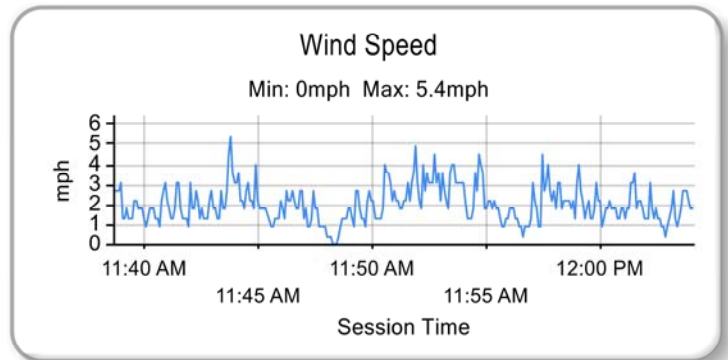
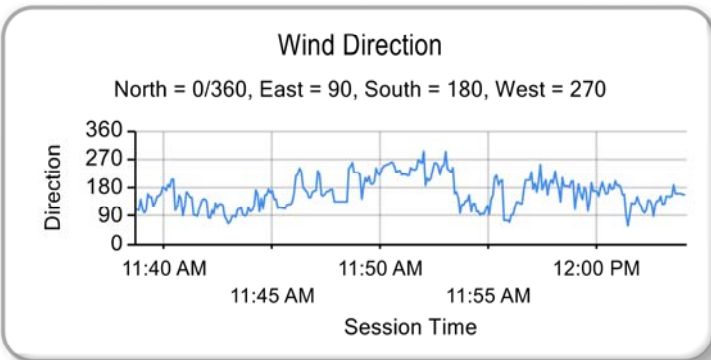
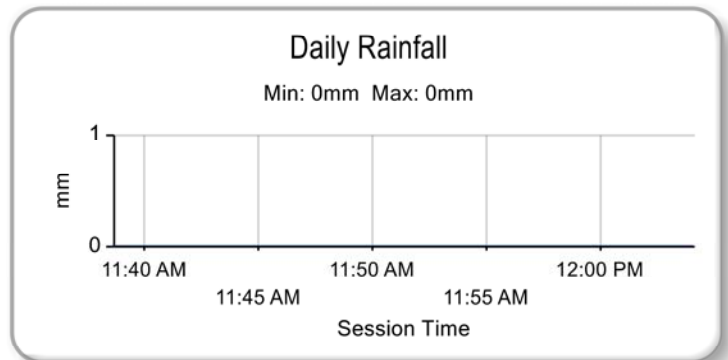
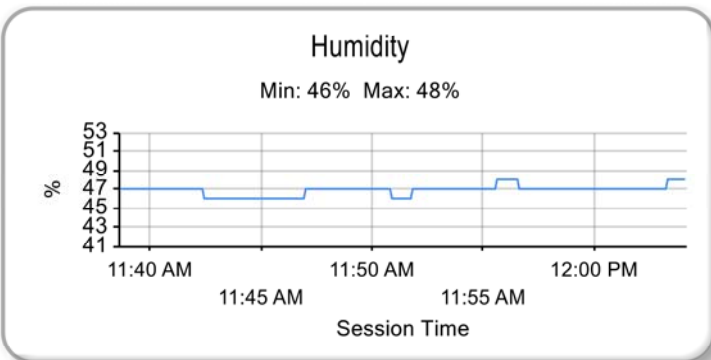
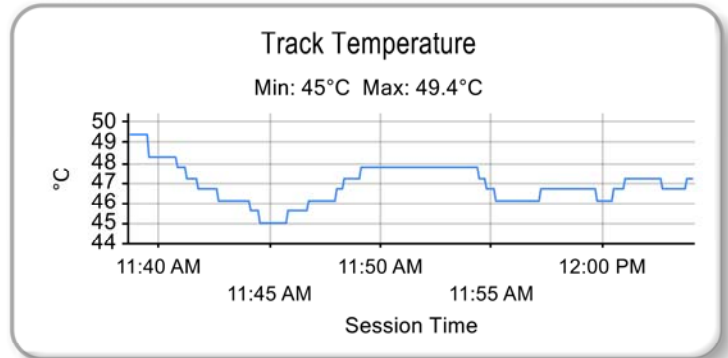
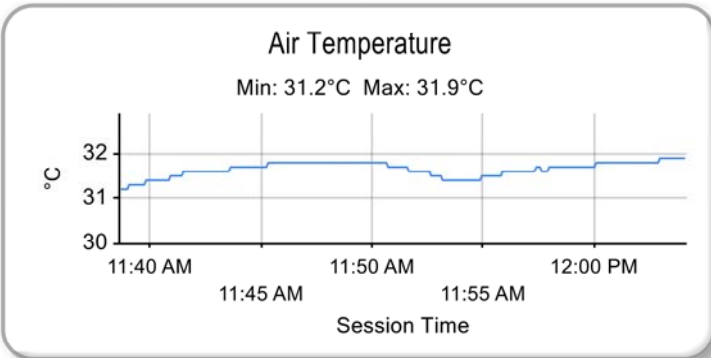
Weather / Track : Sunny / Dry

Circuit of the Americas
 Circuit Length = 3.4308 miles
 Start: 11:45 Flag 12:00 End: 12:04

Grand Prix of Texas

SprintX - GT Drivers

QUALIFYING - ROUND 9 - Saturday September 2nd 2017 - WEATHER CONDITIONS



Weather / Track : Sunny / Dry

Results can be found at www.tsl-timing.com

Circuit of the Americas
Circuit Length = 3.4308 miles
Start: 11:45 Flag 12:00 End: 12:04

Printed - 12:08 Saturday, September 2, 2017

Grand Prix of Texas

SprintX - GTS / GT Cup Drivers

QUALIFYING - ROUND 9 - Saturday September 2nd 2017 - CLASSIFICATION FINAL



POS	NO	CL	PIC	TEAM / DRIVERS	CAR / ENTRY	TIME	ON	LAPS	GAP	DIFF	MPH
1	18	Am/Am	1	Conrad GRUNEWALD / James WEILAND R3 Motorsports	Ferrari Challenge	2:11.345	2	3			94.03
2	55	Pro/Am	1	Yuki HARATA / Alessandro BRESSAN Dream Racing Motorsport	Lamborghini Huracan Super Trc	2:12.247	2	4	0.902	0.902	93.39
3	95	Pro/Am	2	Erich JOINER / Andy LEE Tool Racing	Porsche 911 GT3 Cup Tool of North America	2:14.577	5	7	3.232	2.330	91.77
4	90	Am/Am	2	Cory FRIEDMAN / Joe TOUSSAINT Autometrics Motorsports	Porsche 911 GT3 Cup National Ability Center/ PRISMS	2:14.806	4	7	3.461	0.229	91.61
5	03	Am/Am	1	Craig LYONS / Kris WILSON TRG	Porsche Cayman GT4 Clubspor Mobttah Store / LaSalle Solutions/	2:18.245	2	3	6.900	3.439	89.34
6	09	Am/Am	2	Sean GIBBONS / Derek DeBOER TRG-AMR	Aston Martin Vantage GT4 Lasalle Solutions/Adobe Road Wir	2:19.803	3	4	8.458	1.558	88.34
7	019	Am/Am	3	Aristotle BALOGH / Greg LIEFOOGHE Stephen Cameron Racing	BMW M3 E46 ART RACING	2:21.213	3	7	9.868	1.410	87.46
8	017	Pro/Am	1	Adam MERZON / Trent HINDMAN Case-it Racing	Porsche Cayman GT4 Clubspor Case-it	2:22.789	2	6	11.444	1.576	86.49
9	47	Am/Am	4	Mike VESS / Jason HART NOLAsport	Porsche Cayman GT4 Clubspor	2:23.100	3	6	11.755	0.311	86.30

CLASS GT Cup - Am/Am QUALIFYING LAPTIME (107.0% of 2:13.075) = 2:22.390

CLASS GT Cup - Pro/Am QUALIFYING LAPTIME (107.0% of 2:13.412) = 2:22.750

CLASS GTS - Am/Am QUALIFYING LAPTIME (107.0% of 2:19.753) = 2:29.536

CLASS GTS - Pro/Am QUALIFYING LAPTIME (107.0% of 2:22.789) = 2:32.784

Weather / Track : Sunny / Dry

These results are provisional until the conclusion of any judicial and technical matters.

Circuit of the Americas

Circuit Length = 3.4308 miles

Start: 12:05 Flag 12:20 End: 12:22

Clerk Of Course :

Chief of Timing :

Results can be found at www.tsl-timing.com

Printed - 12:33 Monday, Monday, September 4, 2017



Grand Prix of Texas

SprintX - GTS / GT Cup Drivers

QUALIFYING - ROUND 9 - Saturday September 2nd 2017 - BEST SECTORS

SECTOR 1				SECTOR 2				SECTOR 3				IDEAL / BEST COMPARISON			
POS	NO	NAME	TIME	NO	NAME	TIME	NO	NAME	TIME	POS	NO	NAME	IDEAL	BEST	DIFF
												PERFECT LAP	2:11.149		
1	18	R3 Motorsports	28.015	18	R3 Motorsports	49.977	18	R3 Motorsports	53.157	1	18	R3 Motorsports	2:11.149	2:11.345	0.196
2	55	Dream Racing Moto	28.259	55	Dream Racing Moto	50.800	55	Dream Racing Moto	53.187	2	55	Dream Racing Motors	2:12.246	2:12.247	0.001
3	90	Autometrics Motorsç	28.349	95	Tool Racing	51.293	95	Tool Racing	54.381	3	95	Tool Racing	2:14.577	2:14.577	0.000
4	95	Tool Racing	28.903	90	Autometrics Motorsç	51.577	90	Autometrics Motorsç	54.663	4	90	Autometrics Motorspo	2:14.589	2:14.806	0.217
5	03	TRG	29.818	03	TRG	53.168	03	TRG	55.259	5	03	TRG	2:18.245	2:18.245	0.000
6	09	TRG-AMR	29.921	09	TRG-AMR	53.733	09	TRG-AMR	56.149	6	09	TRG-AMR	2:19.803	2:19.803	0.000
7	019	Stephen Cameron F	30.477	019	Stephen Cameron F	53.862	019	Stephen Cameron F	56.714	7	019	Stephen Cameron Ra	2:21.053	2:21.213	0.160
8	017	Case-it Racing	30.585	47	NOLAsport	54.600	017	Case-it Racing	57.158	8	017	Case-it Racing	2:22.373	2:22.789	0.416
9	47	NOLAsport	30.687	017	Case-it Racing	54.630	47	NOLAsport	57.607	9	47	NOLAsport	2:22.894	2:23.100	0.206

Weather / Track : Sunny / Dry

Results can be found at www.tsl-timing.com

Circuit of the Americas
Circuit Length = 3.4308 miles
Start: 12:05 Flag 12:20 End: 12:22

Printed - 12:29 Saturday, September 2, 2017

Grand Prix of Texas

SprintX - GTS / GT Cup Drivers

QUALIFYING - ROUND 9 - Saturday September 2nd 2017 - BEST SPEEDS

POS	INTERMEDIATE 1		INTERMEDIATE 2		FINISH LINE		MPH
	NO	NAME	NO	NAME	NO	NAME	
1			18	R3 Motorsports			158.2
2			90	Autometrics Motorsports			153.9
3			95	Tool Racing			152.5
4			03	TRG			149.1
5			55	Dream Racing Motorsport			148.1
6			09	TRG-AMR			148.1
7			019	Stephen Cameron Racing			147.1
8			47	NOLAsport			145.8
9			017	Case-it Racing			144.0

Weather / Track : Sunny / Dry

Results can be found at www.tsl-timing.com

Circuit of the Americas
Circuit Length = 3.4308 miles
Start: 12:05 Flag 12:20 End: 12:22

Printed - 12:29 Saturday, September 2, 2017

Grand Prix of Texas

SprintX - GTS / GT Cup Drivers

QUALIFYING - ROUND 9 - Saturday September 2nd 2017 - SECTOR ANALYSIS

SECTOR 1 = FL to I1, SECTOR 2 = I1 to I2, SECTOR 3 = I2 to FL, DIFF = Difference To Personal Best Lap, P = Crossed Finish Line in Pit Lane, D = Time Disallowed

P1 18 Am/Am R3 Motorsports		Ferrari Challenge -						
IDEAL LAP TIME : 2:11.149		BEST LAP TIME : 2:11.345		DIFFERENCE : 0.196				
D1: Conrad GRUNEWALD		D2: James WEILAND						
LAP	SECTOR 1	SECTOR 2		SECTOR 3	LAP TIME	MPH	DIFF	TIME OF DAY
1 - D1	OUTLAP	56.453	117.3	57.525				12:07:41.421
2 - D1	28.211	49.977	158.2	53.157	2:11.345 (1)	94.03		12:09:52.766
3 - D1	28.015	54.308	89.1	IN PIT	2:30.629	P 81.99	19.284	12:12:23.395

P2 55 Pro/Am Dream Racing Motorsport		Lamborghini Huracan Super Trofeo -						
IDEAL LAP TIME : 2:12.246		BEST LAP TIME : 2:12.247		DIFFERENCE : 0.001				
D1: Yuki HARATA		D2: Alessandro BRESSAN						
LAP	SECTOR 1	SECTOR 2		SECTOR 3	LAP TIME	MPH	DIFF	TIME OF DAY
1 - D1	OUTLAP	53.367	146.8	1:01.130				12:07:52.888
2 - D1	28.259	50.800	148.1	53.188	2:12.247 (1)	93.39		12:10:05.135
3 - D1	28.488	50.809	147.8	53.187	2:12.484	(2) 93.22	0.237	12:12:17.619
4 - D1	33.333	56.466	124.9	IN PIT	2:31.479	P 81.53	19.232	12:14:49.098

P3 95 Pro/Am Tool Racing		Porsche 911 GT3 Cup - Tool of North America						
IDEAL LAP TIME : 2:14.577		BEST LAP TIME : 2:14.577		DIFFERENCE : 0.000				
D1: Erich JOINER		D2: Andy LEE						
LAP	SECTOR 1	SECTOR 2		SECTOR 3	LAP TIME	MPH	DIFF	TIME OF DAY
1 - D1	OUTLAP	56.476	123.3	57.776				12:07:58.433
2 - D1	29.066	52.866	140.3	55.063	2:16.995	90.15	2.418	12:10:15.428
3 - D1	29.379	51.983	151.8	54.793	2:16.155	90.71	1.578	12:12:31.583
4 - D1	29.153	51.672	149.7	54.447	2:15.272	(3) 91.30	0.695	12:14:46.855
5 - D1	28.903	51.293	152.5	54.381	2:14.577 (1)	91.77		12:17:01.432
6 - D1	29.040	51.484	147.8	54.557	2:15.081	(2) 91.43	0.504	12:19:16.513
7 - D1	30.942	58.281	116.3	IN PIT	2:37.425	P 78.45	22.848	12:21:53.938

P4 90 Am/Am Autometrics Motorsports		Porsche 911 GT3 Cup - National Ability Center/ PRISMS						
IDEAL LAP TIME : 2:14.589		BEST LAP TIME : 2:14.806		DIFFERENCE : 0.217				
D1: Cory FRIEDMAN		D2: Joe TOUSSAINT						
LAP	SECTOR 1	SECTOR 2		SECTOR 3	LAP TIME	MPH	DIFF	TIME OF DAY
1 - D1	OUTLAP	1:02.856	78.0	1:05.528				12:08:09.268
2 - D1	28.680	58.728	101.5	55.979	2:23.387	86.13	8.581	12:10:32.655
3 - D1	28.643	51.577	146.8	54.667	2:14.887	(2) 91.56	0.081	12:12:47.542
4 - D1	28.353	51.790	147.8	54.663	2:14.806 (1)	91.61		12:15:02.348
5 - D1	28.585	51.701	151.4	54.684	2:14.970	(3) 91.50	0.164	12:17:17.318
6 - D1	28.349	51.665	153.9	55.015	2:15.029	91.46	0.223	12:19:32.347
7 - D1	29.309	57.195	106.3	IN PIT	2:29.424	P 82.65	14.618	12:22:01.771

P5 03 Am/Am TRG		Aston Martin Vantage GT4 - Mobtbah Store / LaSalle Solutions/A						
IDEAL LAP TIME : 2:18.245		BEST LAP TIME : 2:18.245		DIFFERENCE : 0.000				
D1: Craig LYONS		D2: Kris WILSON						
LAP	SECTOR 1	SECTOR 2		SECTOR 3	LAP TIME	MPH	DIFF	TIME OF DAY
1 - D2	OUTLAP	55.375	143.0	56.099				12:09:13.941
2 - D2	29.818	53.168	149.1	55.259	2:18.245 (1)	89.34		12:11:32.186
3 - D2	30.129	53.475	146.8	IN PIT	2:23.894	P 85.83	5.649	12:13:56.080

P6 09 Am/Am TRG-AMR		Aston Martin Vantage GT4 - Lasalle Solutions/Adobe Road Win						
IDEAL LAP TIME : 2:19.803		BEST LAP TIME : 2:19.803		DIFFERENCE : 0.000				
D1: Sean GIBBONS		D2: Derek DeBOER						
LAP	SECTOR 1	SECTOR 2		SECTOR 3	LAP TIME	MPH	DIFF	TIME OF DAY

Weather / Track : Sunny / Dry

Circuit of the Americas
 Circuit Length = 3.4308 miles
 Start: 12:05 Flag 12:20 End: 12:22

Grand Prix of Texas

SprintX - GTS / GT Cup Drivers

QUALIFYING - ROUND 9 - Saturday September 2nd 2017 - SECTOR ANALYSIS

SECTOR 1 = FL to I1, SECTOR 2 = I1 to I2, SECTOR 3 = I2 to FL, DIFF = Difference To Personal Best Lap, P = Crossed Finish Line in Pit Lane, D = Time Disallowed

1 - D1	OUTLAP	57.554	146.8	58.333				12:08:34.735
2 - D1	30.191	54.192	147.8	56.788	2:21.171 (2)	87.48	1.368	12:10:55.906
3 - D1	29.921	53.733	148.1	56.149	2:19.803 (1)	88.34		12:13:15.709
4 - D1	31.385	58.150	94.7	IN PIT	2:41.670 P	76.39	21.867	12:15:57.379

P7 019 Am/Am Stephen Cameron Racing

BMW M3 E46 - ART RACING

IDEAL LAP TIME : 2:21.053

BEST LAP TIME : 2:21.213

DIFFERENCE : 0.160

D1: Aristotle BALOGH D2: Greg LIEFOOGHE

LAP	SECTOR 1	SECTOR 2	SECTOR 3	LAP TIME	MPH	DIFF	TIME OF DAY	
1 - D1	OUTLAP	1:00.653	103.2	1:06.654			12:07:59.654	
2 - D1	30.558	54.974	145.2	57.352	2:22.884	86.44	1.671	12:10:22.538
3 - D1	30.637	53.862	146.5	56.714	2:21.213 (1)	87.46		12:12:43.751
4 - D1	30.739	54.296	147.1	57.438	2:22.473 (2)	86.68	1.260	12:15:06.224
5 - D1	30.477	54.496	144.0	57.545	2:22.518 (3)	86.66	1.305	12:17:28.742
6 - D1	30.922	54.606	144.9	57.528	2:23.056	86.33	1.843	12:19:51.798
7 - D1	32.350	1:03.394	96.5	IN PIT	2:46.465 P	74.19	25.252	12:22:38.263

P8 017 Pro/Am Case-it Racing

Porsche Cayman GT4 Clubsport MR - Case-it

IDEAL LAP TIME : 2:22.373

BEST LAP TIME : 2:22.789

DIFFERENCE : 0.416

D1: Adam MERZON D2: Trent HINDMAN

LAP	SECTOR 1	SECTOR 2	SECTOR 3	LAP TIME	MPH	DIFF	TIME OF DAY	
1 - D1	OUTLAP	58.165	132.6	59.346			12:08:28.436	
2 - D1	30.839	54.792	144.0	57.158	2:22.789 (1)	86.49		12:10:51.225
3 - D1	30.585	54.630	143.3	57.582	2:22.797 (2)	86.49	0.008	12:13:14.022
4 - D1	30.640	55.224	142.1	57.988	2:23.852	85.85	1.063	12:15:37.874
5 - D1	30.686	54.741	142.7	57.685	2:23.112 (3)	86.30	0.323	12:18:00.986
6 - D1	30.787	55.238	142.4	57.736	2:23.761	85.91	0.972	12:20:24.747

P9 47 Am/Am NOLAsport

Porsche Cayman GT4 Clubsport MR -

IDEAL LAP TIME : 2:22.894

BEST LAP TIME : 2:23.100

DIFFERENCE : 0.206

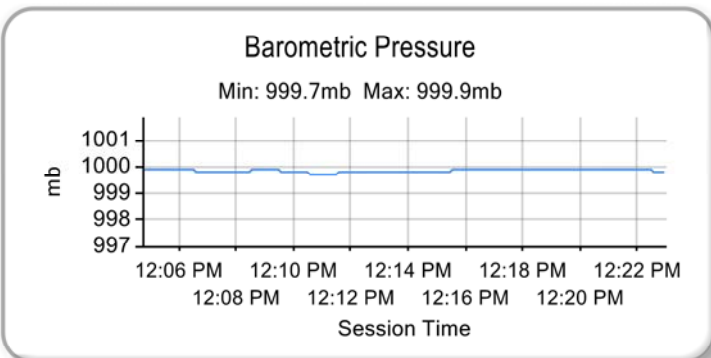
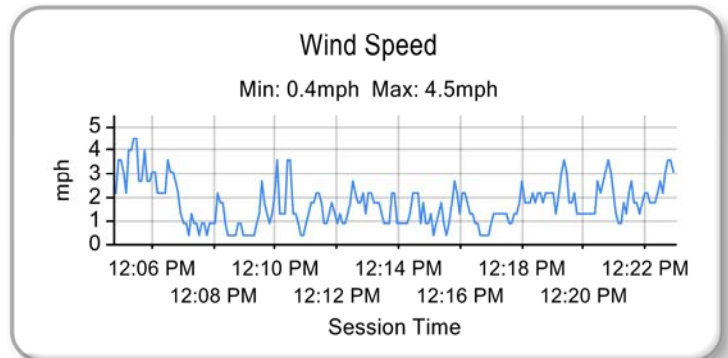
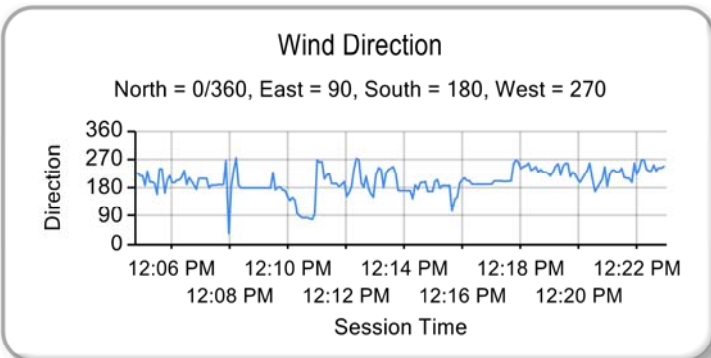
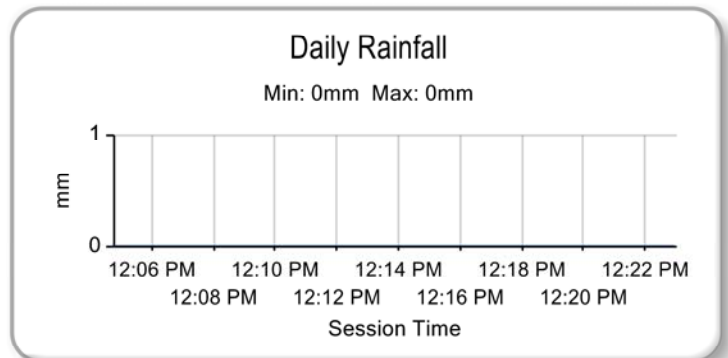
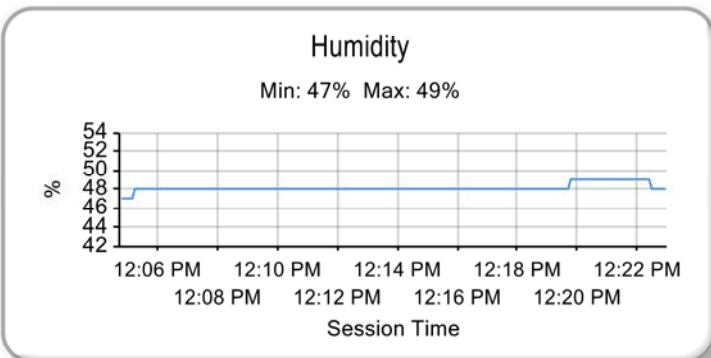
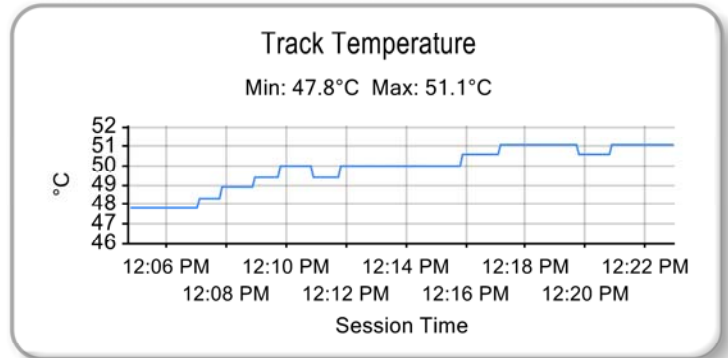
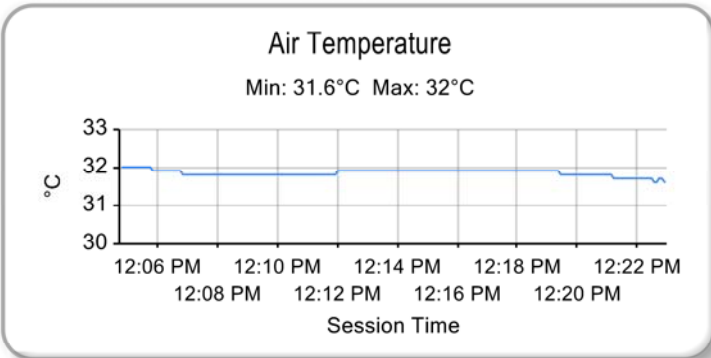
D1: Mike VESS D2: Jason HART

LAP	SECTOR 1	SECTOR 2	SECTOR 3	LAP TIME	MPH	DIFF	TIME OF DAY	
1 - D1	OUTLAP	56.618	143.7	59.052			12:08:56.689	
2 - D1	30.812	54.747	145.8	57.607	2:23.166 (2)	86.26	0.066	12:11:19.855
3 - D1	30.687	54.759	145.2	57.654	2:23.100 (1)	86.30		12:13:42.955
4 - D1	31.030	54.600	145.5	57.850	2:23.480 (3)	86.08	0.380	12:16:06.435
5 - D1	30.949	54.753	144.9	57.821	2:23.523	86.05	0.423	12:18:29.958
6 - D1	31.302	55.258	144.3	IN PIT	2:30.701 P	81.95	7.601	12:21:00.659

Grand Prix of Texas

SprintX - GTS / GT Cup Drivers

QUALIFYING - ROUND 9 - Saturday September 2nd 2017 - WEATHER CONDITIONS



Weather / Track : Sunny / Dry

Results can be found at www.tsl-timing.com

Circuit of the Americas
Circuit Length = 3.4308 miles
Start: 12:05 Flag 12:20 End: 12:22

Printed - 12:31 Saturday, September 2, 2017

Grand Prix of Texas

SprintX

ROUND 9 - Saturday September 2nd 2017 - GRID (60 minutes) - AMENDED



ROW 19		37	019 Stephen Cameron Racing	<i>GTS - Am/Am</i>	
ROW 18	36	47 NOLAsport		<i>GTS - Am/Am</i>	35
ROW 17	34	09 TRG-AMR		<i>GTS - Am/Am</i>	33
ROW 16					
ROW 15	30	90 Autometrics Motorsports		<i>GT Cup - Am/Am</i>	29
ROW 14	28	55 Dream Racing Motorsport		<i>GT Cup - Pro/Am</i>	27
ROW 13					
ROW 12					23
ROW 11	22	23 M1GT Racing		<i>GT - Am/Am</i>	21
ROW 10	20	77 Calvert Dynamics		<i>GT - Pro/Am</i>	19
ROW 9	18	30 MOMO/NGT Motorsports		<i>GT - Am/Am</i>	17
ROW 8	16	44 Magnus Racing		<i>GT - Pro/Am</i>	15
ROW 7	14	93 RealTime Racing		<i>GT - Pro/Pro</i>	13
ROW 6	12	88 Absolute Racing		<i>GT - Pro/Pro</i>	11
ROW 5	10	75 Always Evolving/AIM Autosport Nissan GT-R Nismo GT3		<i>GT - Pro/Am</i>	9
ROW 4	8	99 Gainsco/Bob Stallings Racing		<i>GT - Pro/Pro</i>	7
ROW 3	6	58 Wright Motorsports		<i>GT - Pro/Pro</i>	5
ROW 2	4	9 K-PAX Racing		<i>GT - Pro/Pro</i>	3
ROW 1	2	31 TR3 Racing		<i>GT - Pro/Pro</i>	1
					Pole

Car #019 - Moved to the back of the GTS Class - Technical infraction

Circuit of the Americas
Circuit Length = 3.4308 miles

These results are provisional until the conclusion of any judicial and technical matters.

Chief Steward :	Chief of Timing
-----------------	-----------------

Results can be found at www.tsl-timing.com

Printed - 13:49 Saturday, September 2, 2017



Grand Prix of Texas

SprintX

ROUND 9 - Saturday September 2nd 2017 - CLASSIFICATION - FINAL



POS	NO	GRP	CL	NAME	ENTRY	LAPS	TIME	GAP	DIFF	MPH	BEST	ON
1	31	GT	Pro/Pro	MANCINELLI / SCHIRO	TR3 Racing - Ferrari 488 GT3 - Italian Shoemaker - Italian Shoemaker	24	1:01:52.178			96.97	2:07.364	10
2	3*	GT	Pro/Pro	TAYLOR / O'CONNELL	Cadillac Racing - Cadillac ATS-V.R - Cadillac - Cadillac	24	1:01:54.336	2.158	2.158	96.38	2:08.142	9
3	99	GT	Pro/Pro	FOGARTY / HENZLER	Gainsco/Bob Stallings Racing - Porsche 911 GT3 R - Gainsco - Gainsco	24	1:01:54.661	2.483	0.325	95.78	2:08.949	8
4	9	GT	Pro/Pro	PARENTE / BARNICOAT	K-PAX Racing - McLaren 650S GT3 - -	24	1:01:56.100	3.922	1.439	95.75	2:08.984	8
5	2	GT	Pro/Pro	MORAD / DALZIEL	CRP Racing - Mercedes AMG GT3 - DeVilbiss/ Emkay - DeVilbiss	24	1:01:57.328	5.150	1.228	96.51	2:07.966	8
6	8	GT	Pro/Pro	COOPER / TAYLOR	Cadillac Racing - Cadillac ATS-V.R - Cadillac - Cadillac	24	1:01:57.500	5.322	0.172	95.98	2:08.673	8
7	93	GT	Pro/Pro	KOX / WILKINS	RealTime Racing - Acura NSX GT3 - Acura/ HPD/ RealTime - /	24	1:01:59.949	7.771	2.449	95.31	2:09.581	14
8	58	GT	Pro/Pro	LONG / BERGMEISTER	Wright Motorsports - Porsche 911 GT3 R - -	24	1:02:00.211	8.033	0.262	96.83	2:07.547	16
9	43	GT	Pro/Pro	EVERSLEY / DYER	RealTime Racing - Acura NSX GT3 - Acura/ HPD/ RealTime - /	24	1:02:01.944	9.766	1.733	95.68	2:09.075	9
10	4	GT	Pro/Pro	KAFFER / PUMPELLY	Magnus Racing - Audi RS 8 LMS - -	24	1:02:02.679	10.501	0.735	96.24	2:08.323	17
11	14	GT	Pro/Am	SOFRONAS / JAMINET	GMG Racing - Porsche 911 GT3 R - GMG/ Spyder/ Mobil 1 - G	24	1:02:03.009	10.831	0.330	96.99	2:07.335	11
12	6	GT	Pro/Pro	SELLERS / LEWIS	K-PAX Racing - McLaren 650S GT3 - -	24	1:02:03.943	11.765	0.934	95.82	2:08.888	8
13	54	GT	Pro/Am	PAPPAS / BLEEKEMOLEN	Black Swan Racing - Mercedes AMG GT3 - -	24	1:02:04.589	12.411	0.646	96.55	2:07.916	11
14	82	GT	Pro/Am	MCCANN / SKEEN	McCann Racing - Audi RS-8 LMS - McCann Racing - McCann I	24	1:02:05.157	12.979	0.568	96.13	2:08.469	12
15	88	GT	Pro/Pro	ABRIL / FONG	Absolute Racing - Bentley Continental GT3 - Absolute Racing/	24	1:02:10.294	18.116	5.137	95.58	2:09.211	8
16	30	GT	Am/Am	CISNEROS / LUDWIG	MOMO/NGT Motorsports - Ferrari 458 GT3 - Momo / Safecraft	24	1:02:12.641	20.463	2.347	94.05	2:11.312	9
17	75	GT	Pro/Am	MONTECALVO / SANCHEZ	Always Evolving/AIM Autosport Nissan GT-R Nismo GT3 - Niss	24	1:02:33.666	41.488	21.025	95.78	2:08.939	8
18	55	GT Cup	Pro/Am	HARATA / BRESSAN	Dream Racing Motorsport - Lamborghini Huracan Super Trofeo	23	1:02:08.906	1 Lap	1 Lap	92.34	2:13.748	12
19	18	GT Cup	Am/Am	GRUNEWALD / WEILAND	R3 Motorsports - Ferrari Challenge - -	23	1:02:13.545	1 Lap	4.639	91.91	2:14.378	7
20	23	GT	Am/Am	BELL / DAYSON	M1GT Racing - Audi R8 LMS Ultra - Tampa Bay Jaw Surgery/	23	1:02:13.892	1 Lap	0.347	93.15	2:12.587	8
21	90	GT Cup	Am/Am	FRIEDMAN / TOUSSAINT	Autometrics Motorsports - Porsche 911 GT3 Cup - National Ab	23	1:02:15.178	1 Lap	1.286	90.86	2:15.930	7
22	95	GT Cup	Pro/Am	JOINER / LEE	Tool Racing - Porsche 911 GT3 Cup - Tool of North America - T	23	1:02:16.352	1 Lap	1.174	91.92	2:14.359	10
23	04	GT	Am/Am	DE LA TORRE / DE JONG	De La Torre Racing - Aston Martin Vantage GT3 - Delgac - Del	23	1:02:16.356	1 Lap	0.004	92.29	2:13.824	7
24	09	GTS	Am/Am	GIBBONS / DeBOER	TRG-AMR - Aston Martin Vantage GT4 - Lasalle Solutions/Adc	23	1:02:18.570	1 Lap	2.214	87.45	2:21.230	16
25	47	GTS	Am/Am	VESS / HART	NOLAsport - Porsche Cayman GT4 Clubsport MR - -	22	1:02:11.253	2 Laps	1 Lap	87.27	2:21.511	11
26	24	GT	Am/Am	VILJOEN / BOWLIN	M1GT Racing - Audi RS-8 LMS - Tampa Bay Jaw Surgery / St	22	1:02:11.304	2 Laps	0.051	93.12	2:12.629	8
27	019	GTS	Am/Am	BALOGH / LIEFOOGHE	Stephen Cameron Racing - BMW M3 E46 - ART RACING - AR	22	1:02:22.879	2 Laps	11.575	86.53	2:22.723	15
28	03	GTS	Am/Am	LYONS / WILSON	TRG - Aston Martin Vantage GT4 - Mobttah Store / LaSalle So	21	59:42.497	3 Laps	1 Lap	88.36	2:19.772	8
29	16	GT	Pro/Am	SCHEIN / HEYLEN	Wright Motorsports - Porsche 911 GT3 R - Wright Motorsports -	20	51:42.841	4 Laps	1 Lap	96.23	2:08.341	12

NOT CLASSIFIED

NC	44	GT	Pro/Am	POTTER / SEEFRIED	Magnus Racing - Audi RS 8 LMS - -	11		13 Laps	9 Laps	94.94	2:10.090	8
NC	77	GT	Pro/Am	CALVERT / UDELL	Calvert Dynamics - Porsche 911 GT3 R - Calvert Dynamics/ Phoeni	0						
NC	017	GTS	Pro/Am	MERZON / HINDMAN	Case-it Racing - Porsche Cayman GT4 Clubsport MR - Case-it - Cas	0						

FASTEST LAPS

14	Pro/Am	GMG Racing	Porsche 911 GT3 R	11	2:07.335	96.99 mph	156.09 kph
31	Pro/Pro	TR3 Racing	Ferrari 488 GT3	10	2:07.364	96.97 mph	156.06 kph
30	Am/Am	MOMO/NGT Motorsports	Ferrari 458 GT3	9	2:11.312	94.05 mph	151.37 kph
55	Pro/Am	Dream Racing Motorsport	Lamborghini Huracan Super Trofeo	12	2:13.748	92.34 mph	148.61 kph
18	Am/Am	R3 Motorsports	Ferrari Challenge	7	2:14.378	91.91 mph	147.91 kph
03	Am/Am	TRG	Aston Martin Vantage GT4	8	2:19.772	88.36 mph	142.20 kph

Car #3 - loss of fastest lap time - PWCR 1.21.5 - Stewards' Decision No. 6

Circuit of the Americas
Circuit Length = 3.4308 miles
Start: 15:59 Flag 17:01 End: 17:05

Weather / Track : Sunny / Dry

These results are provisional until the conclusion of any judicial and technical matters.

Chief Steward :	Chief of Timing
-----------------	-----------------

Results can be found at www.tsl-timing.com

Printed - 07:43 Sunday, September 3, 2017



Grand Prix of Texas

SprintX - GT Class

ROUND 9 - Saturday September 2nd 2017 - CLASSIFICATION - FINAL



POS	NO	CL	PIC	TEAM / DRIVERS	CAR / ENTRY	LAPS	TIME	GAP	DIFF	MPH	BEST	ON
1	31	Pro/Prc	1	Daniel MANCINELLI / Niccolo SCHIRO TR3 Racing	Ferrari 488 GT3 Italian Shoemaker	24	1:01:52.178			79.67	2:07.364	10
2	3 *	Pro/Prc	2	Ricky TAYLOR / Johnny O'CONNELL Cadillac Racing	Cadillac ATS-V.R Cadillac	24	1:01:54.336	2.158	2.158	79.62	2:08.142	9
3	99	Pro/Prc	3	Jon FOGARTY / Wolf HENZLER Gainsco/Bob Stallings Racing	Porsche 911 GT3 R Gainsco Auto Insurance	24	1:01:54.661	2.483	0.325	79.61	2:08.949	8
4	9	Pro/Prc	4	Alvaro PARENTE / Ben BARNICOAT K-PAX Racing	McLaren 650S GT3	24	1:01:56.100	3.922	1.439	79.58	2:08.984	8
5	2	Pro/Prc	5	Daniel MORAD / Ryan DALZIEL CRP Racing	Mercedes AMG GT3 DeVilbiss/ Emkay	24	1:01:57.328	5.150	1.228	79.56	2:07.966	8
6	8	Pro/Prc	6	Michael COOPER / Jordan TAYLOR Cadillac Racing	Cadillac ATS-V.R Cadillac	24	1:01:57.500	5.322	0.172	79.55	2:08.673	8
7	93	Pro/Prc	7	Peter KOX / Mark WILKINS RealTime Racing	Acura NSX GT3 Acura/ HPD/ RealTime	24	1:01:59.949	7.771	2.449	79.50	2:09.581	14
8	58	Pro/Prc	8	Patrick LONG / Joerg BERGMEISTER Wright Motorsports	Porsche 911 GT3 R	24	1:02:00.211	8.033	0.262	79.50	2:07.547	16
9	43	Pro/Prc	9	Ryan EVERSLEY / Tom DYER RealTime Racing	Acura NSX GT3 Acura/ HPD/ RealTime	24	1:02:01.944	9.766	1.733	79.46	2:09.075	9
10	4	Pro/Prc	10	Pierre KAFFER / Spencer PUMPELLY Magnus Racing	Audi RS 8 LMS	24	1:02:02.679	10.501	0.735	79.44	2:08.323	17
11	14	Pro/Am	1	James SOFRONAS / Mathieu JAMINET GMG Racing	Porsche 911 GT3 R GMG/ Spyder/ Mobil 1	24	1:02:03.009	10.831	0.330	79.44	2:07.335	11
12	6	Pro/Prc	11	Bryan SELLERS / Michael LEWIS K-PAX Racing	McLaren 650S GT3	24	1:02:03.943	11.765	0.934	79.42	2:08.888	8
13	54	Pro/Am	2	Tim PAPPAS / Jeroen BLEEKEMOLEN Black Swan Racing	Mercedes AMG GT3	24	1:02:04.589	12.411	0.646	79.40	2:07.916	11
14	82	Pro/Am	3	Michael MCCANN / Mike SKEEN McCann Racing	Audi RS-8 LMS McCann Racing	24	1:02:05.157	12.979	0.568	79.39	2:08.469	12
15	88	Pro/Prc	12	Vincent ABRIL / Adderly FONG Absolute Racing	Bentley Continental GT3 Absolute Racing/Bentley Motorsports/Sj	24	1:02:10.294	18.116	5.137	79.28	2:09.211	8
16	30	Am/Am	1	Henrique CISNEROS / Peter LUDWIG MOMO/NGT Motorsports	Ferrari 458 GT3 Momo / Safecraft	24	1:02:12.641	20.463	2.347	79.23	2:11.312	9
17	75	Pro/Am	4	Frank MONTECALVO / Ricardo SANCHEZ Always Evolving/AIM Autosport Nissan GT-R Nismo GT3	Nissan GT-R Nismo GT3	24	1:02:33.666	41.488	21.025	78.79	2:08.939	8
18	23	Am/Am	2	Jason BELL / James DAYSON M1GT Racing	Audi R8 LMS Ultra Tampa Bay Jaw Surgery/ Surgery Cent	23	1:02:13.892	1 Lap	1 Lap	75.90	2:12.587	8
19	04	Am/Am	3	Jorge DE LA TORRE / Ate DE JONG De La Torre Racing	Aston Martin Vantage GT3 Delgac	23	1:02:16.356	1 Lap	2.464	75.85	2:13.824	7
20	24	Am/Am	4	Lars VILJOEN / Walt BOWLIN M1GT Racing	Audi RS-8 LMS Tampa Bay Jaw Surgery / Surgery Cent	22	1:02:11.304	2 Laps	1 Lap	72.64	2:12.629	8
21	16	Pro/Am	5	Michael SCHEIN / Jan HEYLEN Wright Motorsports	Porsche 911 GT3 R Wright Motorsports	20	51:42.841	4 Laps	2 Laps	79.39	2:08.341	12

NOT CLASSIFIED

NC	44	Pro/Am		John POTTER / Marco SEEFRIED Magnus Racing	Audi RS 8 LMS	11	32:27.428	13 Laps	9 Laps	69.42	2:10.090	8
NC	77	Pro/Am		Preston CALVERT / Alec UDELL Calvert Dynamics	Porsche 911 GT3 R Calvert Dynamics/ Phoenix Performance	0						

FASTEST LAP

14	Pro/Am	James SOFRONAS / Mathieu JAMINET GMG Racing	Porsche 911 GT3 R GMG/ Spyder/ Mobil 1	11	2:07.335	96.99 mph	156.09 kph
31	Pro/Prc	Daniel MANCINELLI / Niccolo SCHIRO TR3 Racing	Ferrari 488 GT3 Italian Shoemaker	10	2:07.364	96.97 mph	156.06 kph
30	Am/Am	Henrique CISNEROS / Peter LUDWIG MOMO/NGT Motorsports	Ferrari 458 GT3 Momo / Safecraft	9	2:11.312	94.05 mph	151.37 kph

Circuit of the Americas
Circuit Length = 3.4308 miles
Start: 15:59 Flag 17:01 End: 17:05

Weather / Track : Sunny / Dry

These results are provisional until the conclusion of any judicial and technical matters.

Chief Steward :	Chief of Timing
-----------------	-----------------

Results can be found at www.tsl-timing.com

Printed - 07:45 Sunday, September 3, 2017



Grand Prix of Texas

SprintX

ROUND 9 - Saturday September 2nd 2017 - CLASSIFICATION



Car #3 - loss of fastest lap time - PWCR 1.21.5 - Stewards' Decision No. 6

Weather / Track : Sunny / Dry

These results are provisional until the conclusion of any judicial and technical matters.

Circuit of the Americas

Circuit Length = 3.4308 miles

Start: 15:59 Flag 17:01 End: 17:05

Chief Steward :

Chief of Timing



Grand Prix of Texas

SprintX - GT Cup Class

ROUND 9 - Saturday September 2nd 2017 - CLASSIFICATION - FINAL



POS	NO	CL	PIC	TEAM / DRIVERS	CAR / ENTRY	LAPS	TIME	GAP	DIFF	MPH	BEST	ON
1	55	Pro/Am	1	Yuki HARATA / Alessandro BRESSAN Dream Racing Motorsport	Lamborghini Huracan Super Trc	23	1:02:08.906			76.00	2:13.748	12
2	18	Am/Am	1	Conrad GRUNEWALD / James WEILAND R3 Motorsports	Ferrari Challenge	23	1:02:13.545	4.639	4.639	75.90	2:14.378	7
3	90	Am/Am	2	Cory FRIEDMAN / Joe TOUSSAINT Autometrics Motorsports	Porsche 911 GT3 Cup National Ability Center/ PRISMS	23	1:02:15.178	6.272	1.633	75.87	2:15.930	7
4	95	Pro/Am	2	Erich JOINER / Andy LEE Tool Racing	Porsche 911 GT3 Cup Tool of North America	23	1:02:16.352	7.446	1.174	75.85	2:14.359	10

FASTEST LAP

55	Pro/Am	Yuki HARATA / Alessandro BRESSAN Dream Racing Motorsport	Lamborghini Huracan Super Trc	12	2:13.748	92.34 mph	148.61 kph
18	Am/Am	Conrad GRUNEWALD / James WEILAND R3 Motorsports	Ferrari Challenge	7	2:14.378	91.91 mph	147.91 kph

Weather / Track : Sunny / Dry

These results are provisional until the conclusion of any judicial and technical matters.

Circuit of the Americas

Circuit Length = 3.4308 miles

Start: 15:59 Flag 17:01 End: 17:05

Chief Steward :

Chief of Timing

Results can be found at www.tsl-timing.com

Printed - 17:26 Saturday, September 2, 2017



Grand Prix of Texas

SprintX - GTS Class

ROUND 9 - Saturday September 2nd 2017 - CLASSIFICATION - FINAL



POS	NO	CL	PIC	TEAM / DRIVERS	CAR / ENTRY	LAPS	TIME	GAP	DIFF	MPH	BEST	ON
1	09	Am/Am	1	Sean GIBBONS / Derek DeBOER TRG-AMR	Aston Martin Vantage GT4 Lasalle Solutions/Adobe Road Winery	23	1:02:18.570			75.80	2:21.230	16
2	47	Am/Am	2	Mike VESS / Jason HART NOLA Sport	Porsche Cayman GT4 Clubspor	22	1:02:11.253	1 Lap	1 Lap	72.64	2:21.511	11
3	019	Am/Am	3	Aristotle BALOGH / Greg LIEFOOGHE Stephen Cameron Racing	BMW M3 E46 ART RACING	22	1:02:22.879	1 Lap	11.626	72.41	2:22.723	15
4	03	Am/Am	4	Craig LYONS / Kris WILSON TRG	Aston Martin Vantage GT4 Mobtatah Store / LaSalle Solutions/Adob	21	59:42.497	2 Laps	1 Lap	72.21	2:19.772	8

NOT CLASSIFIED

NC	017	Pro/Am		Adam MERZON / Trent HINDMAN Case-it Racing	Porsche Cayman GT4 Clubspor Case-it	0						
----	-----	--------	--	---	--	---	--	--	--	--	--	--

FASTEST LAP

03	Am/Am			Craig LYONS / Kris WILSON TRG	Aston Martin Vantage GT4 Mobtatah Store / LaSalle Solutions/Adob	8	2:19.772		88.36 mph		142.20 kph	
----	-------	--	--	----------------------------------	---	---	----------	--	-----------	--	------------	--

Weather / Track : Sunny / Dry

These results are provisional until the conclusion of any judicial and technical matters.

Circuit of the Americas

Circuit Length = 3.4308 miles

Start: 15:59 Flag 17:01 End: 17:05

Chief Steward :

Chief of Timing

Results can be found at www.tsl-timing.com

Printed - 17:27 Saturday, September 2, 2017



Grand Prix of Texas

SprintX

ROUND 9 - Saturday September 2nd 2017 - BEST SECTORS

SECTOR 1				SECTOR 2				SECTOR 3				IDEAL / BEST COMPARISON			
POS	NO	NAME	TIME	NO	NAME	TIME	NO	NAME	TIME	POS	NO	NAME	IDEAL	BEST	DIFF
												PERFECT LAP	2:06.995		
1	14	GMG Racing	26.982	31	TR3 Racing	48.670	54	Black Swan Racing	51.343	1	31	TR3 Racing	2:07.238	2:07.364	0.126
2	31	TR3 Racing	27.032	2	CRP Racing	48.726	58	Wright Motorsports	51.347	2	14	GMG Racing	2:07.297	2:07.335	0.038
3	3	Cadillac Racing	27.180	14	GMG Racing	48.824	44	Magnus Racing	51.361	3	58	Wright Motorsports	2:07.540	2:07.547	0.007
4	58	Wright Motorsports	27.269	3	Cadillac Racing	48.884	4	Magnus Racing	51.394	4	2	CRP Racing	2:07.652	2:07.966	0.314
5	16	Wright Motorsports	27.288	58	Wright Motorsports	48.924	14	GMG Racing	51.491	5	4	Magnus Racing	2:07.816	2:08.323	0.507
6	8	Cadillac Racing	27.315	4	Magnus Racing	48.966	31	TR3 Racing	51.536	6	54	Black Swan Racing	2:07.857	2:07.916	0.059
7	2	CRP Racing	27.341	16	Wright Motorsports	49.067	82	McCann Racing	51.576	7	3	Cadillac Racing	2:07.860	2:07.949	0.089
8	54	Black Swan Racing	27.342	43	RealTime Racing	49.131	2	CRP Racing	51.585	8	16	Wright Motorsports	2:08.116	2:08.341	0.225
9	75	Always Evolving/AIM	27.365	8	Cadillac Racing	49.144	16	Wright Motorsports	51.761	9	82	McCann Racing	2:08.205	2:08.469	0.264
10	99	Gainsco/Bob Stallin	27.386	54	Black Swan Racing	49.172	3	Cadillac Racing	51.796	10	44	Magnus Racing	2:08.331	2:10.090	1.759
11	88	Absolute Racing	27.401	82	McCann Racing	49.199	6	K-PAX Racing	51.825	11	8	Cadillac Racing	2:08.469	2:08.673	0.204
12	43	RealTime Racing	27.403	99	Gainsco/Bob Stallin	49.297	75	Always Evolving/AIM	51.923	12	43	RealTime Racing	2:08.473	2:09.075	0.602
13	82	McCann Racing	27.430	88	Absolute Racing	49.371	43	RealTime Racing	51.939	13	99	Gainsco/Bob Stallings	2:08.665	2:08.949	0.284
14	4	Magnus Racing	27.456	75	Always Evolving/AIM	49.401	99	Gainsco/Bob Stallin	51.982	14	75	Always Evolving/AIM	2:08.689	2:08.939	0.250
15	9	K-PAX Racing	27.459	9	K-PAX Racing	49.421	8	Cadillac Racing	52.010	15	6	K-PAX Racing	2:08.850	2:08.888	0.038
16	44	Magnus Racing	27.534	44	Magnus Racing	49.436	9	K-PAX Racing	52.076	16	9	K-PAX Racing	2:08.956	2:08.984	0.028
17	6	K-PAX Racing	27.542	6	K-PAX Racing	49.483	93	RealTime Racing	52.077	17	88	Absolute Racing	2:08.997	2:09.211	0.214
18	93	RealTime Racing	27.547	93	RealTime Racing	49.500	88	Absolute Racing	52.225	18	93	RealTime Racing	2:09.124	2:09.581	0.457
19	30	MOMO/NGT Motors	27.762	30	MOMO/NGT Motors	50.002	30	MOMO/NGT Motors	53.084	19	30	MOMO/NGT Motors	2:10.848	2:11.312	0.464
20	24	M1GT Racing	28.282	24	M1GT Racing	50.548	23	M1GT Racing	53.331	20	23	M1GT Racing	2:12.306	2:12.587	0.281
21	04	De La Torre Racing	28.291	23	M1GT Racing	50.678	55	Dream Racing Moto	53.416	21	24	M1GT Racing	2:12.408	2:12.629	0.221
22	23	M1GT Racing	28.297	04	De La Torre Racing	51.070	24	M1GT Racing	53.578	22	04	De La Torre Racing	2:13.258	2:13.824	0.566
23	95	Tool Racing	28.591	95	Tool Racing	51.167	04	De La Torre Racing	53.897	23	55	Dream Racing Motors	2:13.709	2:13.748	0.039
24	55	Dream Racing Moto	28.653	18	R3 Motorsports	51.404	95	Tool Racing	54.057	24	95	Tool Racing	2:13.815	2:14.359	0.544
25	18	R3 Motorsports	28.676	55	Dream Racing Moto	51.640	18	R3 Motorsports	54.298	25	18	R3 Motorsports	2:14.378	2:14.378	0.000
26	90	Autometrics Motors	28.955	90	Autometrics Motors	51.927	90	Autometrics Motors	54.944	26	90	Autometrics Motors	2:15.826	2:15.930	0.104
27	03	TRG	29.985	03	TRG	53.418	03	TRG	55.983	27	03	TRG	2:19.386	2:19.772	0.386
28	09	TRG-AMR	29.999	09	TRG-AMR	54.140	47	NOLAsport	56.427	28	09	TRG-AMR	2:20.620	2:21.230	0.610
29	019	Stephen Cameron F	30.508	47	NOLAsport	54.493	09	TRG-AMR	56.481	29	47	NOLAsport	2:21.458	2:21.511	0.053
30	47	NOLAsport	30.538	019	Stephen Cameron F	54.534	019	Stephen Cameron F	57.212	30	019	Stephen Cameron Ra	2:22.254	2:22.723	0.469
31															
32															

Weather / Track : Sunny / Dry

Circuit of the Americas

Circuit Length = 3.4308 miles

Start: 15:59 Flag 17:01 End: 17:05

Results can be found at www.tsl-timing.com

Printed - 17:13 Saturday, September 2, 2017

Grand Prix of Texas

SprintX

ROUND 9 - Saturday September 2nd 2017 - BEST SPEEDS

INTERMEDIATE 1				INTERMEDIATE 2			FINISH LINE		
POS	NO	NAME	MPH	NO	NAME	MPH	NO	NAME	MPH
1				75	Always Evolving/AIM Autosport N	163.2			
2				14	GMG Racing	162.4			
3				30	MOMO/NGT Motorsports	162.4			
4				3	Cadillac Racing	162.0			
5				8	Cadillac Racing	162.0			
6				99	Gainsco/Bob Stallings Racing	161.7			
7				9	K-PAX Racing	161.3			
8				93	RealTime Racing	161.3			
9				58	Wright Motorsports	161.3			
10				43	RealTime Racing	161.3			
11				88	Absolute Racing	161.3			
12				6	K-PAX Racing	160.9			
13				31	TR3 Racing	160.5			
14				82	McCann Racing	160.5			
15				16	Wright Motorsports	160.1			
16				2	CRP Racing	159.7			
17				4	Magnus Racing	159.7			
18				18	R3 Motorsports	159.4			
19				04	De La Torre Racing	159.4			
20				23	M1GT Racing	159.0			
21				54	Black Swan Racing	158.6			
22				44	Magnus Racing	157.1			
23				24	M1GT Racing	156.4			
24				90	Autometrics Motorsports	155.3			
25				95	Tool Racing	154.9			
26				03	TRG	150.1			
27				55	Dream Racing Motorsport	149.4			
28				09	TRG-AMR	149.1			
29				019	Stephen Cameron Racing	146.2			
30				47	NOLAsport	145.2			
31									
32									

Weather / Track : Sunny / Dry

Results can be found at www.tsl-timing.com

Circuit of the Americas
Circuit Length = 3.4308 miles
Start: 15:59 Flag 17:01 End: 17:05

Printed - 17:13 Saturday, September 2, 2017

Grand Prix of Texas

SprintX

ROUND 9 - Saturday September 2nd 2017 - LAP CHART

LAP 1 @ 16:02:03.049			LAP 2 @ 16:05:58.060			LAP 3 @ 16:09:40.745			LAP 4 @ 16:13:28.741			LAP 5 @ 16:17:06.696		
NO	BEHIND	LAP TIME	NO	BEHIND	LAP TIME	NO	BEHIND	LAP TIME	NO	BEHIND	LAP TIME	NO	BEHIND	LAP TIME
3		2:36.944	3		3:55.011	3		3:42.685	3		3:47.996	3		3:37.955
31	0.678	2:37.622	31	0.845	3:55.178	31	0.960	3:42.800	31	0.785	3:47.821	31	0.391	3:37.561
8	2.046	2:38.990	8	2.669	3:55.634	8	2.415	3:42.431	8	3.378	3:48.959	8	0.869	3:35.446
2	2.722	2:39.666	2	3.568	3:55.857	2	3.030	3:42.147	2	4.006	3:48.972	2	1.322	3:35.271
9	3.465	2:40.409	9	5.447	3:56.993	9	4.387	3:41.625	9	5.172	3:48.781	9	1.745	3:34.528
43	4.399	2:41.343	43	5.989	3:56.601	43	6.113	3:42.809	43	6.421	3:48.304	43	2.373	3:33.907
99	5.515	2:42.459	99	7.336	3:56.832	99	7.848	3:43.197	99	7.637	3:47.785	99	2.769	3:33.087
4	6.432	2:43.376	4	8.565	3:57.144	4	8.957	3:43.077	4	9.233	3:48.272	4	3.077	3:31.799
75	7.408	2:44.352	75	10.079	3:57.682	75	10.859	3:43.465	75	10.148	3:47.285	75	3.622	3:31.429
88	8.527	2:45.471	88	11.469	3:57.953	88	12.617	3:43.833	88	11.446	3:46.825	88	4.434	3:30.943
6	10.511	2:47.455	6	12.851	3:57.351	6	14.645	3:44.479	6	12.372	3:45.723	6	4.654	3:30.237
93	11.119	2:48.063	93	13.546	3:57.438	93	15.275	3:44.414	93	13.451	3:46.172	93	5.247	3:29.751
16	12.338	2:49.282	16	14.613	3:57.286	16	16.080	3:44.152	16	14.471	3:46.387	16	5.605	3:29.089
24	13.042	2:49.986	24	15.168	3:57.137	24	17.299	3:44.816	24	15.260	3:45.957	24	6.146	3:28.841
44	13.917	2:50.861	44	16.244	3:57.338	44	18.215	3:44.656	44	16.176	3:45.957	44	6.578	3:28.357
14	14.832	2:51.776	14	17.287	3:57.466	14	21.999	3:47.397	14	17.760	3:43.757	14	6.737	3:25.755
54	15.663	2:52.607	54	18.254	3:57.602	54	23.393	3:47.824	54	18.937	3:43.540	14	6.842	3:27.037
30	16.561	2:53.505	30	19.509	3:57.959	30	24.921	3:48.097	30	20.625	3:43.700	30	7.851	3:25.181
23	17.338	2:54.282	23	20.803	3:58.476	23	26.529	3:48.411	23	22.040	3:43.507	23	8.094	3:24.009
82	18.631	2:55.575	82	21.610	3:57.990	82	27.741	3:48.816	82	23.455	3:43.710	58	8.250	3:21.378
58	20.271	2:57.215	58	22.593	3:57.333	58	30.007	3:50.099	58	24.827	3:42.816	82	9.060	3:23.560
90	21.509	2:58.453	90	23.594	3:57.096	90	31.278	3:50.369	90	26.141	3:42.859	90	9.352	3:21.166
95	22.509	2:59.453	95	24.919	3:57.421	95	32.424	3:50.190	95	27.419	3:42.991	18	9.988	3:19.478
18	23.445	3:00.389	18	26.088	3:57.654	18	33.567	3:50.164	18	28.465	3:42.894	95	10.348	3:20.884
03	24.695	3:01.639	03	28.916	3:59.232	03	37.340	3:51.109	03	32.422	3:43.078	03	11.337	3:16.870
019	25.375	3:02.319	019	29.590	3:59.226	019	38.080	3:51.175	019	33.310	3:43.226	019	12.294	3:16.939
47	26.320	3:03.264	47	30.308	3:58.999	47	38.847	3:51.224	47	34.054	3:43.203	47	12.997	3:16.898
09	27.358	3:04.302	09	31.015	3:58.668	09	39.454	3:51.124	09	35.086	3:43.628	55	13.413	3:15.346
55	28.401	3:05.345	55	32.031	3:58.641	55	42.717	3:53.371	55	36.022	3:41.301	09	13.800	3:16.669
04	1:01.709	3:38.653 P	04	1:09.685	4:02.987	04	43.358	3:16.358	04	37.359	3:41.997	04	14.059	3:14.655
			SC	1 Lap	3:43.326	SC	1 Lap	3:48.027	SC	1 Lap	3:37.266 P			

Weather / Track : Sunny / Dry

Circuit of the Americas
 Circuit Length = 3.4308 miles
 Start: 15:59 Flag 17:01 End: 17:05

Grand Prix of Texas

SprintX

ROUND 9 - Saturday September 2nd 2017 - LAP CHART

LAP 6 @ 16:19:16.272			LAP 7 @ 16:21:25.037			LAP 8 @ 16:23:32.986			LAP 9 @ 16:25:41.128			LAP 10 @ 16:27:49.645		
NO	BEHIND	LAP TIME	NO	BEHIND	LAP TIME	NO	BEHIND	LAP TIME	NO	BEHIND	LAP TIME	NO	BEHIND	LAP TIME
3		2:09.576	3		2:08.765	3		2:07.949	3		2:08.142	3		2:08.517
31	0.318	2:09.503	31	0.389	2:08.836	31	0.431	2:07.991	31	1.399	2:09.110	31	0.246	2:07.364
8	0.998	2:09.705	2	1.518	2:08.506	2	1.535	2:07.966	2	1.909	2:08.516	2	4.475	2:11.083 P
2	1.777	2:10.031	8	2.434	2:10.201	8	3.158	2:08.673	8	4.177	2:09.161	8	4.613	2:08.953
9	2.100	2:09.931	9	2.907	2:09.572	9	3.942	2:08.984	99	5.844	2:09.235	99	6.841	2:09.514
99	3.484	2:10.291	99	3.751	2:09.032	99	4.751	2:08.949	43	7.491	2:09.075	43	8.225	2:09.251
43	4.238	2:11.441	43	4.776	2:09.303	43	6.558	2:09.731	9	8.154	2:12.354 P	75	9.754	2:09.799
4	4.873	2:11.372	75	6.103	2:09.642	75	7.093	2:08.939	75	8.472	2:09.521	95	1 Lap	3:43.005
75	5.226	2:11.180	6	7.715	2:10.398	6	8.654	2:08.888	6	9.487	2:08.975	93	14.013	2:09.949
6	6.082	2:11.004	93	8.732	2:09.944	58	9.913	2:08.406	93	12.581	2:09.604	6	14.296	2:13.326 P
93	7.553	2:11.882	58	9.456	2:08.740	93	11.119	2:10.336	58	13.694	2:11.923 P	30	30.521	2:15.675 P
16	8.245	2:12.216	16	10.226	2:10.746	16	11.824	2:09.547	16	17.545	2:13.863 P	23	32.864	2:13.248
58	9.481	2:10.807	4	11.731	2:15.623 P	54	16.669	2:10.657	30	23.363	2:11.312	58	35.487	2:30.310
54	11.608	2:14.447	54	13.961	2:11.118	14	17.067	2:10.002	54	23.405	2:14.878 P	4	39.026	2:09.312
14	12.200	2:14.934	14	15.014	2:11.579	44	17.514	2:10.090	14	24.112	2:15.187 P	18	42.583	2:15.347
44	12.661	2:15.659	44	15.373	2:11.477	30	20.193	2:11.406	44	24.566	2:15.194 P	88	44.781	2:10.250
30	13.228	2:14.953	30	16.736	2:12.273	23	22.475	2:12.587	23	28.133	2:13.800	04	47.690	2:15.855
23	13.943	2:15.425	23	17.837	2:12.659	18	28.997	2:14.611	18	35.753	2:14.898	90	50.712	2:17.163
88	14.315	2:19.457 P	18	22.335	2:14.378	90	32.997	2:16.568	4	38.231	2:10.493	9	58.443	2:58.806
24	15.447	2:18.877 P	90	24.378	2:15.930	04	33.561	2:14.393	04	40.352	2:14.933	24	1:01.217	2:16.320 P
18	16.722	2:16.310	82	24.782	2:15.418	82	34.005	2:17.172	90	42.066	2:17.211	03	1:08.605	2:20.048
90	17.213	2:17.437	04	27.117	2:13.824	4	35.880	2:32.098	88	43.048	2:11.042	019	1:37.157	2:29.725 P
82	18.129	2:18.645	95	29.700	2:17.996	55	38.989	2:15.870	82	47.719	2:21.856 P	16	1:39.448	3:30.420
95	20.469	2:19.697	55	31.068	2:16.265	88	40.148	2:09.211	55	51.397	2:20.550 P	54	1:42.648	3:27.760
03	21.693	2:19.932	03	33.155	2:20.227	03	44.978	2:19.772	24	53.414	2:13.446	14	1:44.693	3:29.098
04	22.058	2:17.575	88	38.886	2:33.336	95	47.254	2:25.503 P	03	57.074	2:20.238	44	1:45.546	3:29.497
55	23.568	2:19.731	019	43.095	2:24.043	24	48.110	2:12.629	019	1:15.949	2:24.158			
019	27.817	2:25.099	09	43.409	2:23.469	09	59.062	2:23.602	09	1:17.535	2:26.615 P			
09	28.705	2:24.481	24	43.430	2:36.748	019	59.933	2:24.787	47	1:33.015	2:32.510 P			
47	31.013	2:27.592	47	49.361	2:27.113	47	1:08.647	2:27.235						

Weather / Track : Sunny / Dry

Circuit of the Americas
 Circuit Length = 3.4308 miles
 Start: 15:59 Flag 17:01 End: 17:05

Grand Prix of Texas

SprintX

ROUND 9 - Saturday September 2nd 2017 - LAP CHART

LAP 11 @ 16:29:58.863			LAP 12 @ 16:32:11.019			LAP 13 @ 16:34:58.763			LAP 14 @ 16:37:19.689			LAP 15 @ 16:39:28.266		
NO	BEHIND	LAP TIME	NO	BEHIND	LAP TIME	NO	BEHIND	LAP TIME	NO	BEHIND	LAP TIME	NO	BEHIND	LAP TIME
3		2:09.218	3		2:12.156 P	4		2:11.940 P	31		2:09.292	31		2:08.577
31	0.250	2:09.222	31	0.595	2:12.501 P	04	1 Lap	4:04.166	04	1 Lap	2:19.197	90	1 Lap	2:20.953
99	6.799	2:09.176	99	7.576	2:12.933 P	3	11.446	2:59.190	3	0.944	2:10.424	3	1.932	2:09.565
8	7.183	2:11.788 P	82	1 Lap	2:08.522	31	11.634	2:58.783	8	5.282	2:09.363	8	6.486	2:09.781
43	9.339	2:10.332	43	9.626	2:12.443 P	8	16.845	2:09.318	9	7.150	2:09.997	99	8.747	2:09.690
82	1 Lap	3:42.774	55	1 Lap	2:14.323	9	18.079	2:09.663	99	7.634	2:09.285	9	9.696	2:11.123
55	1 Lap	3:39.425	95	1 Lap	2:15.949	99	19.275	2:59.443	43	9.966	2:09.813	43	11.632	2:10.243
75	15.218	2:14.682 P	2	23.730	2:11.353 P	43	21.079	2:59.197	6	15.922	2:10.320	04	1 Lap	2:20.690
93	18.200	2:13.405 P	24	1 Lap	3:43.913	6	26.528	2:10.163	93	18.081	2:09.581	6	18.107	2:10.762
95	1 Lap	2:14.359	58	35.123	2:12.547 P	93	29.426	2:10.918	2	21.711	2:08.787	93	19.800	2:10.296
2	24.533	2:29.276	4	35.804	2:08.500	09	1 Lap	2:21.865	09	1 Lap	2:21.827	2	21.638	2:08.504
58	34.732	2:08.463	23	46.655	2:20.139 P	2	33.850	2:57.864	58	39.337	2:09.094	58	40.501	2:09.741
23	38.672	2:15.026	88	47.849	2:13.444 P	019	1 Lap	2:23.024	019	1 Lap	2:23.025	4	41.734	2:09.243
4	39.460	2:09.652	8	55.271	3:00.244	58	51.169	3:03.790	03	1 Lap	4:16.014	14	47.750	2:10.751
88	46.561	2:10.998	9	56.160	2:09.979	75	55.288	2:09.545	4	41.068	3:01.994	09	1 Lap	2:22.997
09	1 Lap	3:49.431	18	57.029	2:19.716 P	47	1 Lap	2:21.635	75	44.222	2:09.860	16	48.275	2:12.234
18	49.469	2:16.104	09	1 Lap	2:21.386	16	56.167	2:09.077	16	44.618	2:09.377	75	49.943	2:14.298
04	57.846	2:19.374 P	019	1 Lap	3:46.919	14	58.459	2:08.035	14	45.576	2:08.043	54	50.344	2:11.612
9	58.337	2:09.112	6	1:04.109	2:09.804	54	59.145	2:09.382	54	47.309	2:09.090	019	1 Lap	2:23.718
90	1:02.069	2:20.575 P	93	1:06.252	3:00.208	88	1:09.343	3:09.238	47	1 Lap	2:22.653	03	1 Lap	2:26.367
6	1:06.461	3:01.383	47	1 Lap	2:21.511	30	1:23.097	2:11.671	88	58.166	2:09.749	88	1:02.489	2:12.900 P
47	1 Lap	3:56.844	03	1:32.775	2:25.483 P	82	1:38.550	2:08.701	30	1:14.216	2:12.045	47	1 Lap	2:21.916
03	1:19.448	2:20.061	75	1:33.487	3:30.425	18	1:54.225	3:44.940	82	1:26.256	2:08.632	30	1:17.297	2:11.658
16	1:38.649	2:08.419	16	1:34.834	2:08.341	55	1:55.541	2:14.283	55	1:50.324	2:15.709	82	1:26.569	2:08.890
54	1:41.346	2:07.916	54	1:37.507	2:08.317	95	2:06.418	2:17.097	18	1:53.026	2:19.727	55	1:56.778	2:15.031
14	1:42.810	2:07.335	14	1:38.168	2:07.514	90	2:09.523	2:20.525	95	1:59.959	2:14.467	18	2:03.227	2:18.778
44	1:54.670	2:18.342 P	30	1:59.170	2:13.690	24	2:09.916	2:17.156	24	2:04.522	2:15.532	95	2:06.140	2:14.758
30	1:57.636	3:36.333	82	2:17.593	2:08.469	23	2:12.471	4:13.560	23	2:07.325	2:15.780			
			55	2:29.002	2:13.748									
			90	2:36.742	3:46.829									
			95	2:37.065	2:14.531									
			24	2:40.504	2:16.748									

Weather / Track : Sunny / Dry

Circuit of the Americas
 Circuit Length = 3.4308 miles
 Start: 15:59 Flag 17:01 End: 17:05

Grand Prix of Texas

SprintX

ROUND 9 - Saturday September 2nd 2017 - LAP CHART

LAP 16 @ 16:41:36.959			LAP 17 @ 16:43:45.661			LAP 18 @ 16:45:55.089			LAP 19 @ 16:48:03.719			LAP 20 @ 16:50:12.511		
NO	BEHIND	LAP TIME	NO	BEHIND	LAP TIME	NO	BEHIND	LAP TIME	NO	BEHIND	LAP TIME	NO	BEHIND	LAP TIME
31		2:08.693	31		2:08.702	31		2:09.428	31		2:08.630	31		2:08.792
3	3.026	2:09.787	95	1 Lap	2:15.432	55	1 Lap	2:16.034	3	5.784	2:09.492	3	6.718	2:09.726
24	1 Lap	2:18.453	3	4.924	2:10.600	3	4.922	2:09.426	55	1 Lap	2:16.147	8	15.378	2:10.436
23	1 Lap	2:17.027	18	1 Lap	2:20.471	95	1 Lap	2:15.541	8	13.734	2:10.742	99	15.559	2:10.094
8	7.826	2:10.033	8	10.257	2:11.133	8	11.622	2:10.793	99	14.257	2:10.715	9	17.141	2:10.290
99	9.712	2:09.658	99	11.266	2:10.256	99	12.172	2:10.334	9	15.643	2:09.971	55	1 Lap	2:18.452
9	11.529	2:10.526	9	13.898	2:11.071	9	14.302	2:09.832	95	1 Lap	2:16.975	2	23.864	2:08.987
43	13.474	2:10.535	24	1 Lap	2:19.122	18	1 Lap	2:20.566	2	23.669	2:08.793	95	1 Lap	2:19.415 P
90	1 Lap	2:22.546	23	1 Lap	2:19.036	23	1 Lap	2:15.340	93	28.565	2:10.987	93	30.006	2:10.233
04	1 Lap	2:16.743	43	19.176	2:14.404 P	2	23.506	2:08.530	18	1 Lap	2:19.798	58	38.883	2:08.251
6	22.388	2:12.974	2	24.404	2:10.379	93	26.208	2:09.885	23	1 Lap	2:16.882	23	1 Lap	2:16.951
2	22.727	2:09.782	93	25.751	2:11.506	58	40.164	2:09.955	58	39.424	2:07.890	18	1 Lap	2:20.499
93	22.947	2:11.840	90	1 Lap	2:23.132	4	42.118	2:10.358	4	42.532	2:09.044	4	42.633	2:08.893
58	39.355	2:07.547	6	34.191	2:20.505 P	43	42.395	2:32.647	43	44.655	2:10.890	43	45.833	2:09.970
4	41.567	2:08.526	04	1 Lap	2:22.484	90	1 Lap	2:25.135 P	14	45.674	2:08.518	14	46.197	2:09.315
14	47.259	2:08.202	58	39.637	2:08.984	14	45.786	2:08.636	16	50.973	2:10.095	16	56.435	2:14.254
16	48.702	2:09.120	4	41.188	2:08.323	04	1 Lap	2:21.729	04	1 Lap	2:19.663	04	1 Lap	2:19.059
75	52.194	2:10.944	14	46.578	2:08.021	16	49.508	2:09.640	90	1 Lap	2:41.972	54	1:23.986	2:10.310
54	52.522	2:10.871	16	49.296	2:09.296	54	59.071	2:13.843 P	54	1:22.468	2:32.027	6	1:25.847	2:10.442
09	1 Lap	2:22.365	54	54.656	2:10.836	6	1:20.875	2:56.112	6	1:24.197	2:11.952	90	1 Lap	2:19.373
019	1 Lap	2:22.723	75	1:03.493	2:20.001 P	09	1 Lap	2:21.981	82	1:32.967	2:10.353	82	1:33.904	2:09.729
03	1 Lap	2:25.730	09	1 Lap	2:21.230	82	1:31.244	2:11.054	88	1:35.895	2:12.344	88	1:37.326	2:10.223
30	1:22.107	2:13.503	019	1 Lap	2:23.152	30	1:31.992	2:15.609	30	1:38.068	2:14.706	30	1:41.103	2:11.827
47	1 Lap	2:22.266	30	1:25.811	2:12.406	88	1:32.181	2:11.439	09	1 Lap	2:22.676	75	1:53.008	2:10.237
88	1:26.374	2:32.578	82	1:29.618	2:11.118	019	1 Lap	2:23.976	75	1:51.563	2:11.875	09	1 Lap	2:21.802
82	1:27.202	2:09.326	03	1 Lap	2:23.788	03	1 Lap	2:22.883	019	1 Lap	2:23.175	019	1 Lap	2:22.999
55	2:02.901	2:14.816	88	1:30.170	2:12.498	24	1 Lap	3:41.449	03	1 Lap	2:23.607	24	1 Lap	2:19.297
			47	1 Lap	2:23.158	75	1:48.318	2:54.253	24	1 Lap	2:20.582			
						47	1 Lap	2:22.798	47	1 Lap	2:22.205			

Weather / Track : Sunny / Dry

Circuit of the Americas
 Circuit Length = 3.4308 miles
 Start: 15:59 Flag 17:01 End: 17:05

Grand Prix of Texas

SprintX

ROUND 9 - Saturday September 2nd 2017 - LAP CHART

LAP 21 @ 16:52:23.398			LAP 22 @ 16:55:22.238			LAP 23 @ 16:59:06.361			LAP 24 @ 17:01:18.283		
NO	BEHIND	LAP TIME	NO	BEHIND	LAP TIME	NO	BEHIND	LAP TIME	NO	BEHIND	LAP TIME
31		2:10.887	31		2:58.840	31		3:44.123	31		2:11.922
03	2 Laps	2:24.363	019	2 Laps	3:04.133	019	2 Laps	3:43.334	3	2.158	2:12.642
3	5.536	2:09.705	24	2 Laps	3:02.024	24	2 Laps	3:42.527	99	2.483	2:11.558
47	2 Laps	2:22.812	3	3.824	2:57.128	3	1.438	3:41.737	9	3.922	2:12.746
8	15.326	2:10.835	03	2 Laps	3:00.032	03	2 Laps	3:42.024	2	5.150	2:13.563
99	15.627	2:10.955	47	2 Laps	2:55.542	47	2 Laps	3:41.404	8	5.322	2:14.479
9	16.892	2:10.638	8	7.203	2:50.717	8	2.765	3:39.685	93	7.771	2:15.214
2	21.563	2:08.586	99	7.780	2:50.993	99	2.847	3:39.190	58	8.033	2:15.182
55	1 Lap	2:16.542	9	8.807	2:50.755	9	3.098	3:38.414	43	9.766	2:15.794
93	28.932	2:09.813	2	9.952	2:47.229	2	3.509	3:37.680	4	10.501	2:17.202
58	36.034	2:08.038	55	1 Lap	2:46.204	55	1 Lap	3:37.333	14	10.831	2:16.624
4	42.509	2:10.763	93	11.989	2:41.897	93	4.479	3:36.613	6	11.765	2:15.679
23	1 Lap	2:15.749	58	13.094	2:35.900	58	4.773	3:35.802	54	12.411	2:16.762
43	45.020	2:10.074	4	13.954	2:30.285	4	5.221	3:35.390	82	12.979	2:16.521
14	45.311	2:10.001	23	1 Lap	2:29.635	43	5.894	3:33.445	55	1 Lap	2:24.439
18	1 Lap	2:21.223	43	16.572	2:30.392	14	6.129	3:32.815	88	18.116	2:20.468
95	1 Lap	2:41.263 P	14	17.437	2:30.966	23	1 Lap	3:35.170	47	2 Laps	2:28.471
04	1 Lap	2:21.053	18	1 Lap	2:31.242	18	1 Lap	3:28.073	24	2 Laps	2:29.744
54	1:23.564	2:10.465	95	1 Lap	2:38.160	54	7.571	2:58.987	30	20.463	2:21.825
6	1:24.974	2:10.014	04	1 Lap	2:32.921	6	8.008	2:58.747	18	1 Lap	2:26.285
82	1:34.097	2:11.080	54	52.707	2:27.983	82	8.380	2:58.459	23	1 Lap	2:27.193
90	1 Lap	2:19.676	6	53.384	2:27.250	95	1 Lap	3:13.579	90	1 Lap	2:25.430
88	1:38.539	2:12.100	82	54.044	2:18.787	04	1 Lap	3:00.905	95	1 Lap	2:27.686
30	1:46.129	2:15.913	90	1 Lap	2:20.396	90	1 Lap	2:54.384	04	1 Lap	2:27.142
75	1:53.742	2:11.621	88	59.981	2:20.282	88	9.570	2:53.712	09	1 Lap	2:26.233
09	1 Lap	2:23.621	30	1:03.577	2:16.288	30	10.560	2:51.106	019	2 Laps	2:42.004
			75	1:07.102	2:12.200	75	10.622	2:47.643	75	41.488	2:42.788 P
			09	1 Lap	2:23.762	09	1 Lap	2:24.836			
			SC	18 Laps	42:00.247 P						

Weather / Track : Sunny / Dry

Grand Prix of Texas

SprintX

ROUND 9 - Saturday September 2nd 2017 - POSITION CHART

No	Name	Lap Pos	Lap																								
			1	2	3	4	5	6	7	8	9	10	11	12	13	14	15	16	17	18	19	20	21	22	23	24	25
3	Cadillac Racing	1	3	3	3	3	3	3	3	3	3	3	3	3	3	3	3	3	3	3	3	3	3	3	3	3	3
31	TR3 Racing	2	31	31	31	31	31	31	31	31	31	31	31	31	3	3	3	3	3	3	3	3	3	3	3	3	3
8	Cadillac Racing	3	8	8	8	8	8	8	2	2	2	2	99	99	31	8	8	8	8	8	8	8	8	8	8	8	99
9	K-PAX Racing	4	2	2	2	2	2	2	8	8	8	8	8	43	8	9	99	99	99	99	99	99	99	99	99	99	9
2	CRP Racing	5	9	9	9	9	9	9	9	99	99	43	2	9	99	9	9	9	9	9	9	9	9	9	9	9	2
58	Wright Motorsports	6	43	43	43	43	43	99	99	99	43	43	75	58	99	43	43	43	43	43	2	2	2	2	2	2	8
4	Magnus Racing	7	99	99	99	99	99	43	43	43	9	75	93	4	43	6	6	6	6	2	93	93	93	93	93	93	93
99	Gainsco/Bob Stallings F	8	4	4	4	4	4	4	75	75	75	93	2	23	6	93	93	2	93	58	58	58	58	58	58	58	58
43	RealTime Racing	9	75	75	75	75	75	75	6	6	6	6	58	88	93	2	2	93	6	4	4	4	4	4	4	4	43
75	Always Evolving/AIM A	10	88	88	88	88	88	6	93	58	93	30	23	8	2	58	58	58	58	43	43	43	43	43	43	43	4
14	GMG Racing	11	6	6	6	6	6	93	58	93	58	23	4	9	58	4	4	4	4	14	14	14	14	14	14	14	14
88	Absolute Racing	12	93	93	93	93	93	16	16	16	16	58	88	18	75	75	14	14	14	16	16	16	16	54	54	54	6
6	K-PAX Racing	13	16	16	16	16	16	58	4	54	30	4	18	6	16	16	16	16	16	54	54	54	6	6	6	6	54
93	RealTime Racing	14	24	24	24	24	24	54	54	14	54	18	04	93	14	14	75	75	54	6	6	6	82	82	82	82	82
16	Wright Motorsports	15	44	44	44	44	44	14	14	44	14	88	9	03	54	54	54	54	75	82	82	82	88	88	88	88	88
44	Magnus Racing	16	14	14	14	14	14	54	44	44	30	44	04	90	75	88	88	88	30	30	30	88	88	30	30	30	30
54	Black Swan Racing	17	54	54	54	54	14	30	30	23	23	90	6	16	30	30	30	88	82	88	30	30	75	75	75	75	75
30	MOMO/NGT Motorspor	18	30	30	30	30	30	23	23	18	18	9	03	54	82	82	82	82	88	75	75	75	55	55	55	55	55
24	M1GT Racing	19	23	23	23	23	23	88	18	90	4	24	16	14	18	55	55	55	55	55	55	55	23	23	23	23	18
77	Calvert Dynamics	20	82	82	82	82	82	24	90	04	04	03	54	30	55	18	18	95	95	95	95	23	18	18	18	23	23
04	De La Torre Racing	21	58	58	58	58	82	18	82	82	90	019	14	82	95	95	95	18	18	18	23	18	95	95	95	95	90
23	M1GT Racing	22	90	90	90	90	90	90	04	4	88	16	44	55	90	24	24	24	23	23	18	95	04	04	04	04	95
82	McCann Racing	23	95	95	95	95	18	82	95	55	82	54	30	90	24	23	23	23	90	04	04	04	90	90	90	90	04
18	R3 Motorsports	24	18	18	18	18	95	95	55	88	55	14	82	95	23	90	90	90	04	90	90	90	09	09	09	09	09
55	Dream Racing Motorspr	25	03	03	03	03	03	03	03	03	24	44	55	24	04	04	04	04	04	09	09	09	09	09	09	09	47
95	Tool Racing	26	019	019	019	019	019	04	88	95	03	82	95	04	09	09	09	09	09	019	019	019	019	24	24	24	24
90	Autometrics Motorsport	27	47	47	47	47	47	55	019	24	019	55	24	09	019	019	019	019	03	03	24	24	03	03	03	03	019
03	TRG	28	09	09	09	09	55	019	09	09	09	95	09	019	03	03	03	03	03	24	24	03	03	47	47	47	47
09	TRG-AMR	29	55	55	55	55	09	09	24	019	47	09	019	47	47	47	47	47	47	47	47	47	47	47	47	47	47
017	Case-it Racing	30	04	04	04	04	04	47	47	47	95	47	47	47	47	47	47	47	47	47	47	47	47	47	47	47	47
47	NOLAsport	31	SC	SC	SC	SC																					
019	Stephen Cameron Raci	32																									

Weather / Track : Sunny / Dry

Circuit of the Americas
 Circuit Length = 3.4308 miles
 Start: 15:59 Flag 17:01 End: 17:05

Grand Prix of Texas

SprintX

ROUND 9 - Saturday September 2nd 2017 - SECTOR ANALYSIS

SECTOR 1 = FL to I1, SECTOR 2 = I1 to I2, SECTOR 3 = I2 to FL, DIFF = Difference To Personal Best Lap, P = Crossed Finish Line in Pit Lane, D = Time Disallowed

P1 31 Pro/Pro TR3 Racing				Ferrari 488 GT3 - Italian Shoemaker				
IDEAL LAP TIME : 2:07.238		BEST LAP TIME : 2:07.364		DIFFERENCE : 0.126				
D1: Daniel MANCINELLI		D2: Niccolo SCHIRO						
LAP	SECTOR 1	SECTOR 2	SECTOR 3	LAP TIME	MPH	DIFF	TIME OF DAY	
1 - D1		50.073	150.4	1:18.749	2:37.622	78.35	30.258	16:02:03.727
2 - D1	55.360	1:39.893	64.9	1:19.925	3:55.178	52.51	1:47.814	16:05:58.905
3 - D1	54.240	1:27.135	57.3	1:21.425	3:42.800	55.43	1:35.436	16:09:41.705
4 - D1	54.222	1:32.394	76.5	1:21.205	3:47.821	54.21	1:40.457	16:13:29.526
5 - D1	52.173	1:26.280	59.5	1:19.108	3:37.561	56.76	1:30.197	16:17:07.087
6 - D1	27.555	49.557	160.5	52.391	2:09.503	95.37	2.139	16:19:16.590
7 - D1	27.327	49.197	159.7	52.312	2:08.836	95.86	1.472	16:21:25.426
8 - D1	27.354	49.028	159.7	51.609	2:07.991 (2)	96.49	0.627	16:23:33.417
9 - D1	27.324	49.632	159.0	52.154	2:09.110	95.66	1.746	16:25:42.527
10 - D1	27.032	48.796	159.0	51.536	2:07.364 (1)	96.97		16:27:49.891
11 - D1	27.396	49.419	159.7	52.407	2:09.222	95.57	1.858	16:29:59.113
12 - D1	27.528	49.287	160.1	IN PIT	2:12.501 P	93.21	5.137	16:32:11.614
13 - D2	OUTLAP	49.077	159.0	51.838	2:58.783	69.08	51.419	16:35:10.397
14 - D2	27.781	49.290	160.1	52.221	2:09.292	95.52	1.928	16:37:19.689
15 - D2	27.205	48.670	159.4	52.702	2:08.577 (3)	96.05	1.213	16:39:28.266
16 - D2	27.475	49.661	158.6	51.557	2:08.693	95.97	1.329	16:41:36.959
17 - D2	27.373	49.704	158.6	51.625	2:08.702	95.96	1.338	16:43:45.661
18 - D2	27.702	49.445	159.4	52.281	2:09.428	95.42	2.064	16:45:55.089
19 - D2	27.371	49.332	159.7	51.927	2:08.630	96.01	1.266	16:48:03.719
20 - D2	27.576	49.320	159.7	51.896	2:08.792	95.89	1.428	16:50:12.511
21 - D2	27.830	49.759	159.7	53.298	2:10.887	94.36	3.523	16:52:23.398
22 - D2	27.856	1:08.661	58.3	1:22.323	2:58.840	69.06	51.476	16:55:22.238
23 - D2	57.103	1:29.543	55.9	1:17.477	3:44.123	55.10	1:36.759	16:59:06.361
24 - D2	28.587	50.376	158.6	52.959	2:11.922	93.62	4.558	17:01:18.283

P2 3 Pro/Pro Cadillac Racing				Cadillac ATS-V.R - Cadillac				
IDEAL LAP TIME : 2:07.860		BEST LAP TIME : 2:07.949		DIFFERENCE : 0.089				
D1: Ricky TAYLOR		D2: Johnny O'CONNELL						
LAP	SECTOR 1	SECTOR 2	SECTOR 3	LAP TIME	MPH	DIFF	TIME OF DAY	
1 - D1		49.356	158.2	1:19.688	2:36.944	78.69	28.995	16:02:03.049
2 - D1	55.428	1:39.298	51.5	1:20.285	3:55.011	52.55	1:47.062	16:05:58.060
3 - D1	53.895	1:27.373	44.4	1:21.417	3:42.685	55.46	1:34.736	16:09:40.745
4 - D1	54.549	1:32.263	68.2	1:21.184	3:47.996	54.17	1:40.047	16:13:28.741
5 - D1	52.366	1:26.095	67.7	1:19.494	3:37.955	56.66	1:30.006	16:17:06.696
6 - D1	27.579	49.402	160.5	52.595	2:09.576	95.31	1.627	16:19:16.272
7 - D1	27.213	49.043	161.7	52.509	2:08.765	95.91	0.816	16:21:25.037
8 - D1	27.180	48.973	161.3	51.796	2:07.949 (1)	96.52		16:23:32.986
9 - D1	27.299	48.884	160.9	51.959	2:08.142 (2)	96.38	0.193	16:25:41.128
10 - D1	27.220	49.189	160.9	52.108	2:08.517 (3)	96.10	0.568	16:27:49.645
11 - D1	27.262	49.432	160.1	52.524	2:09.218	95.58	1.269	16:29:58.863
12 - D1	27.410	49.171	160.5	IN PIT	2:12.156 P	93.45	4.207	16:32:11.019
13 - D2	OUTLAP	49.821	159.4	52.461	2:59.190	68.92	51.241	16:35:10.209
14 - D2	27.627	49.441	159.0	53.356	2:10.424	94.69	2.475	16:37:20.633
15 - D2	27.614	49.407	161.7	52.544	2:09.565	95.32	1.616	16:39:30.198
16 - D2	27.673	49.828	161.7	52.286	2:09.787	95.16	1.838	16:41:39.985
17 - D2	27.489	49.528	160.5	53.583	2:10.600	94.57	2.651	16:43:50.585
18 - D2	27.736	49.301	162.0	52.389	2:09.426	95.42	1.477	16:46:00.011
19 - D2	27.525	49.470	161.7	52.497	2:09.492	95.37	1.543	16:48:09.503
20 - D2	27.546	49.717	160.9	52.463	2:09.726	95.20	1.777	16:50:19.229
21 - D2	27.479	49.535	159.7	52.691	2:09.705	95.22	1.756	16:52:28.934
22 - D2	28.272	1:06.056	58.9	1:22.800	2:57.128	69.72	49.179	16:55:26.062
23 - D2	55.788	1:29.857	58.2	1:16.092	3:41.737	55.70	1:33.788	16:59:07.799
24 - D2	29.273	50.177	157.5	53.192	2:12.642	93.11	4.693	17:01:20.441

Circuit of the Americas

Circuit Length = 3.4308 miles

Start: 15:59 Flag 17:01 End: 17:05

Weather / Track : Sunny / Dry

Grand Prix of Texas

SprintX

ROUND 9 - Saturday September 2nd 2017 - SECTOR ANALYSIS

SECTOR 1 = FL to I1, SECTOR 2 = I1 to I2, SECTOR 3 = I2 to FL, DIFF = Difference To Personal Best Lap, P = Crossed Finish Line in Pit Lane, D = Time Disallowed

P3 99 Pro/Pro Gainsco/Bob Stallings Racing				Porsche 911 GT3 R - Gainsco Auto Insurance				
IDEAL LAP TIME : 2:08.665		BEST LAP TIME : 2:08.949		DIFFERENCE : 0.284				
D1: Jon FOGARTY		D2: Wolf HENZLER						
LAP	SECTOR 1	SECTOR 2	SECTOR 3	LAP TIME	MPH	DIFF	TIME OF DAY	
1 - D1		51.516	114.5	1:19.880	2:42.459	76.02	33.510	16:02:08.564
2 - D1	55.126	1:42.439	83.6	1:19.267	3:56.832	52.15	1:47.883	16:06:05.396
3 - D1	54.811	1:25.387	44.7	1:22.999	3:43.197	55.33	1:34.248	16:09:48.593
4 - D1	55.550	1:31.354	52.3	1:20.881	3:47.785	54.22	1:38.836	16:13:36.378
5 - D1	51.169	1:25.995	53.5	1:15.923	3:33.087	57.96	1:24.138	16:17:09.465
6 - D1	28.011	49.883	161.7	52.397	2:10.291	94.79	1.342	16:19:19.756
7 - D1	27.419	49.604	161.7	52.009	2:09.032 (2)	95.71	0.083	16:21:28.788
8 - D1	27.438	49.297	160.5	52.214	2:08.949 (1)	95.78		16:23:37.737
9 - D1	27.636	49.435	160.5	52.164	2:09.235	95.56	0.286	16:25:46.972
10 - D1	27.750	49.618	160.1	52.146	2:09.514	95.36	0.565	16:27:56.486
11 - D1	27.744	49.450	159.7	51.982	2:09.176 (3)	95.61	0.227	16:30:05.662
12 - D1	27.484	49.364	159.7	IN PIT	2:12.933 P	92.91	3.984	16:32:18.595
13 - D2	OUTLAP	49.684	160.9	52.166	2:59.443	68.82	50.494	16:35:18.038
14 - D2	27.457	49.476	158.2	52.352	2:09.285	95.53	0.336	16:37:27.323
15 - D2	27.386	49.839	157.5	52.465	2:09.690	95.23	0.741	16:39:37.013
16 - D2	27.438	49.706	160.5	52.514	2:09.658	95.25	0.709	16:41:46.671
17 - D2	27.800	49.894	159.4	52.562	2:10.256	94.82	1.307	16:43:56.927
18 - D2	27.475	49.922	158.6	52.937	2:10.334	94.76	1.385	16:46:07.261
19 - D2	27.828	50.283	160.9	52.604	2:10.715	94.48	1.766	16:48:17.976
20 - D2	27.554	49.668	159.7	52.872	2:10.094	94.93	1.145	16:50:28.070
21 - D2	28.150	49.812	160.5	52.993	2:10.955	94.31	2.006	16:52:39.025
22 - D2	27.739	59.770	53.1	1:23.484	2:50.993	72.23	42.044	16:55:30.018
23 - D2	54.929	1:31.099	61.5	1:13.162	3:39.190	56.34	1:30.241	16:59:09.208
24 - D2	28.579	49.893	158.6	53.086	2:11.558	93.88	2.609	17:01:20.766

P4 9 Pro/Pro K-PAX Racing				McLaren 650S GT3 -				
IDEAL LAP TIME : 2:08.956		BEST LAP TIME : 2:08.984		DIFFERENCE : 0.028				
D1: Alvaro PARENTE		D2: Ben BARNICOAT						
LAP	SECTOR 1	SECTOR 2	SECTOR 3	LAP TIME	MPH	DIFF	TIME OF DAY	
1 - D1		50.090	131.8	1:20.608	2:40.409	76.99	31.425	16:02:06.514
2 - D1	55.397	1:40.755	75.5	1:20.841	3:56.993	52.11	1:48.009	16:06:03.507
3 - D1	54.318	1:25.653	48.1	1:21.654	3:41.625	55.72	1:32.641	16:09:45.132
4 - D1	56.176	1:31.666	73.5	1:20.939	3:48.781	53.98	1:39.797	16:13:33.913
5 - D1	50.854	1:26.611	49.9	1:17.063	3:34.528	57.57	1:25.544	16:17:08.441
6 - D1	28.147	49.687	157.9	52.097	2:09.931	95.05	0.947	16:19:18.372
7 - D1	27.744	49.578	160.9	52.250	2:09.572 (3)	95.32	0.588	16:21:27.944
8 - D1	27.459	49.448	159.4	52.077	2:08.984 (1)	95.75		16:23:36.928
9 - D1	27.627	49.421	159.0	IN PIT	2:12.354 P	93.31	3.370	16:25:49.282
10 - D2	OUTLAP	50.084	156.7	52.252	2:58.806	69.07	49.822	16:28:48.088
11 - D2	27.509	49.527	158.6	52.076	2:09.112 (2)	95.66	0.128	16:30:57.200
12 - D2	27.513	49.553	150.8	52.913	2:09.979	95.02	0.995	16:33:07.179
13 - D2	27.853	49.727	159.4	52.083	2:09.663	95.25	0.679	16:35:16.842
14 - D2	27.640	49.645	160.1	52.712	2:09.997	95.00	1.013	16:37:26.839
15 - D2	27.495	50.180	158.6	53.448	2:11.123	94.19	2.139	16:39:37.962
16 - D2	27.727	50.048	159.4	52.751	2:10.526	94.62	1.542	16:41:48.488
17 - D2	27.797	50.302	159.4	52.972	2:11.071	94.23	2.087	16:43:59.559
18 - D2	27.650	49.735	160.9	52.447	2:09.832	95.12	0.848	16:46:09.391
19 - D2	27.759	49.716	160.5	52.496	2:09.971	95.02	0.987	16:48:19.362
20 - D2	27.648	49.749	161.3	52.893	2:10.290	94.79	1.306	16:50:29.652
21 - D2	27.617	50.133	161.3	52.888	2:10.638	94.54	1.654	16:52:40.290
22 - D2	27.719	59.567	54.2	1:23.469	2:50.755	72.33	41.771	16:55:31.045
23 - D2	54.813	1:30.826	71.0	1:12.775	3:38.414	56.54	1:29.430	16:59:09.459
24 - D2	28.758	50.351	160.1	53.637	2:12.746	93.04	3.762	17:01:22.205

Circuit of the Americas

Circuit Length = 3.4308 miles

Start: 15:59 Flag 17:01 End: 17:05

Weather / Track : Sunny / Dry

Grand Prix of Texas

SprintX

ROUND 9 - Saturday September 2nd 2017 - SECTOR ANALYSIS

SECTOR 1 = FL to I1, SECTOR 2 = I1 to I2, SECTOR 3 = I2 to FL, DIFF = Difference To Personal Best Lap, P = Crossed Finish Line in Pit Lane, D = Time Disallowed

P5		2 Pro/Pro CRP Racing			Mercedes AMG GT3 - DeVilbiss/ Emkay			
IDEAL LAP TIME : 2:07.652		BEST LAP TIME : 2:07.966			DIFFERENCE : 0.314			
D1: Daniel MORAD		D2: Ryan DALZIEL						
LAP	SECTOR 1	SECTOR 2		SECTOR 3	LAP TIME	MPH	DIFF	TIME OF DAY
1 - D1		50.054	151.4	1:20.157	2:39.666	77.35	31.700	16:02:05.771
2 - D1	55.096	1:41.099	67.3	1:19.662	3:55.857	52.36	1:47.891	16:06:01.628
3 - D1	54.600	1:26.008	50.4	1:21.539	3:42.147	55.59	1:34.181	16:09:43.775
4 - D1	56.188	1:31.702	67.9	1:21.082	3:48.972	53.94	1:41.006	16:13:32.747
5 - D1	51.474	1:26.104	46.9	1:17.693	3:35.271	57.37	1:27.305	16:17:08.018
6 - D1	27.792	49.862	159.0	52.377	2:10.031	94.98	2.065	16:19:18.049
7 - D1	27.448	49.473	158.6	51.585	2:08.506 (3)	96.11	0.540	16:21:26.555
8 - D1	27.366	48.871	158.6	51.729	2:07.966 (1)	96.51		16:23:34.521
9 - D1	27.522	48.983	158.6	52.011	2:08.516	96.10	0.550	16:25:43.037
10 - D1	27.341	48.852	158.6	IN PIT	2:11.083 P	94.22	3.117	16:27:54.120
11 - D1	OUTLAP	49.211	156.7	51.763	2:29.276	82.73	21.310	16:30:23.396
12 - D1	27.368	48.726	159.0	IN PIT	2:11.353 P	94.02	3.387	16:32:34.749
13 - D2	OUTLAP	49.262	157.1	51.866	2:57.864	69.44	49.898	16:35:32.613
14 - D2	27.835	49.278	158.2	51.674	2:08.787	95.90	0.821	16:37:41.400
15 - D2	27.502	49.171	158.6	51.831	2:08.504 (2)	96.11	0.538	16:39:49.904
16 - D2	27.697	49.248	158.2	52.837	2:09.782	95.16	1.816	16:41:59.686
17 - D2	28.367	49.731	155.3	52.281	2:10.379	94.73	2.413	16:44:10.065
18 - D2	27.673	49.062	158.6	51.795	2:08.530	96.09	0.564	16:46:18.595
19 - D2	27.739	49.129	159.7	51.925	2:08.793	95.89	0.827	16:48:27.388
20 - D2	27.592	49.220	158.2	52.175	2:08.987	95.75	1.021	16:50:36.375
21 - D2	27.603	49.276	158.6	51.707	2:08.586	96.05	0.620	16:52:44.961
22 - D2	27.629	56.487	60.8	1:23.113	2:47.229	73.85	39.263	16:55:32.190
23 - D2	54.592	1:31.460	73.2	1:11.628	3:37.680	56.73	1:29.714	16:59:09.870
24 - D2	29.254	50.732	158.6	53.577	2:13.563	92.47	5.597	17:01:23.433

P6		8 Pro/Pro Cadillac Racing			Cadillac ATS-V.R - Cadillac			
IDEAL LAP TIME : 2:08.469		BEST LAP TIME : 2:08.673			DIFFERENCE : 0.204			
D1: Michael COOPER		D2: Jordan TAYLOR						
LAP	SECTOR 1	SECTOR 2		SECTOR 3	LAP TIME	MPH	DIFF	TIME OF DAY
1 - D1		49.866	133.6	1:20.027	2:38.990	77.68	30.317	16:02:05.095
2 - D1	55.075	1:40.739	65.2	1:19.820	3:55.634	52.41	1:46.961	16:06:00.729
3 - D1	54.241	1:26.605	52.1	1:21.585	3:42.431	55.52	1:33.758	16:09:43.160
4 - D1	54.767	1:32.644	53.4	1:21.548	3:48.959	53.94	1:40.286	16:13:32.119
5 - D1	51.253	1:26.024	52.3	1:18.169	3:35.446	57.32	1:26.773	16:17:07.565
6 - D1	27.675	49.374	153.9	52.656	2:09.705	95.22	1.032	16:19:17.270
7 - D1	27.540	50.099	155.3	52.562	2:10.201	94.86	1.528	16:21:27.471
8 - D1	27.464	49.199	160.5	52.010	2:08.673 (1)	95.98		16:23:36.144
9 - D1	27.621	49.363	160.1	52.177	2:09.161 (3)	95.62	0.488	16:25:45.305
10 - D1	27.552	49.144	160.1	52.257	2:08.953 (2)	95.77	0.280	16:27:54.258
11 - D0	27.614	49.281	160.5	IN PIT	2:11.788 P	93.71	3.115	16:30:06.046
12 - D2	OUTLAP	49.883	155.7	53.067	3:00.244	68.52	51.571	16:33:06.290
13 - D2	27.315	49.465	160.1	52.538	2:09.318	95.50	0.645	16:35:15.608
14 - D2	27.450	49.357	161.7	52.556	2:09.363	95.47	0.690	16:37:24.971
15 - D2	27.468	49.458	162.0	52.855	2:09.781	95.16	1.108	16:39:34.752
16 - D2	27.518	49.964	159.7	52.551	2:10.033	94.98	1.360	16:41:44.785
17 - D2	28.119	50.390	161.3	52.624	2:11.133	94.18	2.460	16:43:55.918
18 - D2	27.562	50.429	160.9	52.802	2:10.793	94.43	2.120	16:46:06.711
19 - D2	27.976	50.077	161.7	52.689	2:10.742	94.46	2.069	16:48:17.453
20 - D2	27.634	49.680	161.3	53.122	2:10.436	94.68	1.763	16:50:27.889
21 - D2	28.028	49.718	162.0	53.089	2:10.835	94.40	2.162	16:52:38.724
22 - D2	27.690	59.706	55.4	1:23.321	2:50.717	72.34	42.044	16:55:29.441
23 - D2	54.876	1:30.856	70.4	1:13.953	3:39.685	56.22	1:31.012	16:59:09.126
24 - D2	29.671	50.552	160.5	54.256	2:14.479	91.84	5.806	17:01:23.605

Circuit of the Americas
 Circuit Length = 3.4308 miles
 Start: 15:59 Flag 17:01 End: 17:05

Weather / Track : Sunny / Dry

Grand Prix of Texas

SprintX

ROUND 9 - Saturday September 2nd 2017 - SECTOR ANALYSIS

SECTOR 1 = FL to I1, SECTOR 2 = I1 to I2, SECTOR 3 = I2 to FL, DIFF = Difference To Personal Best Lap, P = Crossed Finish Line in Pit Lane, D = Time Disallowed

P7 93 Pro/Pro RealTime Racing				Acura NSX GT3 - Acura/ HPD/ RealTime				
IDEAL LAP TIME : 2:09.124		BEST LAP TIME : 2:09.581		DIFFERENCE : 0.457				
D1: Peter KOX		D2: Mark WILKINS						
LAP	SECTOR 1	SECTOR 2	SECTOR 3	LAP TIME	MPH	DIFF	TIME OF DAY	
1 - D1		52.697	90.1	1:23.217	2:48.063	73.48	38.482	16:02:14.168
2 - D1	54.197	1:46.263	76.3	1:16.978	3:57.438	52.01	1:47.857	16:06:11.606
3 - D1	54.346	1:25.543	48.9	1:24.525	3:44.414	55.03	1:34.833	16:09:56.020
4 - D1	52.827	1:31.610	58.4	1:21.735	3:46.172	54.60	1:36.591	16:13:42.192
5 - D1	50.877	1:25.830	67.4	1:13.044	3:29.751	58.88	1:20.170	16:17:11.943
6 - D1	28.487	50.114	149.1	53.281	2:11.882	93.65	2.301	16:19:23.825
7 - D1	28.041	49.665	159.7	52.238	2:09.944	95.04	0.363	16:21:33.769
8 - D1	27.718	50.053	148.4	52.565	2:10.336	94.76	0.755	16:23:44.105
9 - D1	27.838	49.689	160.1	52.077	2:09.604 (2)	95.29	0.023	16:25:53.709
10 - D1	27.547	49.711	160.1	52.691	2:09.949	95.04	0.368	16:28:03.658
11 - D1	27.841	49.674	160.1	IN PIT	2:13.405 P	92.58	3.824	16:30:17.063
12 - D2	OUTLAP	49.960	157.9	52.775	3:00.208	68.53	50.627	16:33:17.271
13 - D2	28.012	50.112	157.5	52.794	2:10.918	94.34	1.337	16:35:28.189
14 - D2	27.757	49.500	159.7	52.324	2:09.581 (1)	95.31		16:37:37.770
15 - D1	27.898	49.767	160.9	52.631	2:10.296	94.79	0.715	16:39:48.066
16 - D1	27.870	49.550	159.0	54.420	2:11.840	93.68	2.259	16:41:59.906
17 - D1	28.676	50.141	160.9	52.689	2:11.506	93.91	1.925	16:44:11.412
18 - D1	27.726	49.565	160.9	52.594	2:09.885	95.09	0.304	16:46:21.297
19 - D2	27.832	50.420	160.9	52.735	2:10.987	94.29	1.406	16:48:32.284
20 - D2	27.767	49.952	161.3	52.514	2:10.233	94.83	0.652	16:50:42.517
21 - D2	27.678	49.578	160.5	52.557	2:09.813 (3)	95.14	0.232	16:52:52.330
22 - D2	28.804	52.825	111.1	1:20.268	2:41.897	76.28	32.316	16:55:34.227
23 - D2	54.220	1:31.738	62.7	1:10.655	3:36.613	57.01	1:27.032	16:59:10.840
24 - D2	30.147	52.179	158.2	52.888	2:15.214	91.34	5.633	17:01:26.054

P8 58 Pro/Pro Wright Motorsports				Porsche 911 GT3 R -				
IDEAL LAP TIME : 2:07.540		BEST LAP TIME : 2:07.547		DIFFERENCE : 0.007				
D1: Patrick LONG		D2: Joerg BERGMEISTER						
LAP	SECTOR 1	SECTOR 2	SECTOR 3	LAP TIME	MPH	DIFF	TIME OF DAY	
1 - D1		51.068	105.1	1:26.046	2:57.215	69.69	49.668	16:02:23.320
2 - D1	53.926	1:48.023	61.5	1:15.384	3:57.333	52.04	1:49.786	16:06:20.653
3 - D1	55.250	1:28.142	96.2	1:26.707	3:50.099	53.67	1:42.552	16:10:10.752
4 - D1	48.084	1:33.886	74.2	1:20.846	3:42.816	55.43	1:35.269	16:13:53.568
5 - D1	51.951	1:23.602	80.7	1:05.825	3:21.378	61.33	1:13.831	16:17:14.946
6 - D1	28.505	50.179	160.1	52.123	2:10.807	94.42	3.260	16:19:25.753
7 - D1	27.447	49.398	161.3	51.895	2:08.740	95.93	1.193	16:21:34.493
8 - D1	27.392	49.485	159.0	51.529	2:08.406	96.18	0.859	16:23:42.899
9 - D1	27.341	49.081	161.3	IN PIT	2:11.923 P	93.62	4.376	16:25:54.822
10 - D1	OUTLAP	49.447	158.6	51.699	2:30.310	82.16	22.763	16:28:25.132
11 - D1	27.489	49.355	159.0	51.619	2:08.463	96.14	0.916	16:30:33.595
12 - D1	27.286	49.355	159.0	IN PIT	2:12.547 P	93.18	5.000	16:32:46.142
13 - D2	OUTLAP	50.177	157.1	52.937	3:03.790	67.20	56.243	16:35:49.932
14 - D2	27.425	49.102	159.7	52.567	2:09.094	95.67	1.547	16:37:59.026
15 - D2	27.270	49.992	140.9	52.479	2:09.741	95.19	2.194	16:40:08.767
16 - D2	27.276	48.924	159.0	51.347	2:07.547 (1)	96.83		16:42:16.314
17 - D2	27.269	49.485	159.0	52.230	2:08.984	95.75	1.437	16:44:25.298
18 - D2	27.588	49.909	159.7	52.458	2:09.955	95.03	2.408	16:46:35.253
19 - D2	27.477	48.967	160.1	51.446	2:07.890 (2)	96.57	0.343	16:48:43.143
20 - D2	27.331	48.927	161.3	51.993	2:08.251	96.30	0.704	16:50:51.394
21 - D2	27.423	49.046	160.1	51.569	2:08.038 (3)	96.46	0.491	16:52:59.432
22 - D2	28.417	50.330	138.6	1:17.153	2:35.900	79.22	28.353	16:55:35.332
23 - D2	54.011	1:31.843	73.2	1:09.948	3:35.802	57.23	1:28.255	16:59:11.134
24 - D2	30.103	52.531	159.0	52.548	2:15.182	91.36	7.635	17:01:26.316

Circuit of the Americas

Circuit Length = 3.4308 miles

Start: 15:59 Flag 17:01 End: 17:05

Weather / Track : Sunny / Dry

Grand Prix of Texas

SprintX

ROUND 9 - Saturday September 2nd 2017 - SECTOR ANALYSIS

SECTOR 1 = FL to I1, SECTOR 2 = I1 to I2, SECTOR 3 = I2 to FL, DIFF = Difference To Personal Best Lap, P = Crossed Finish Line in Pit Lane, D = Time Disallowed

P9 43 Pro/Pro RealTime Racing				Acura NSX GT3 - Acura/ HPD/ RealTime				
IDEAL LAP TIME : 2:08.473		BEST LAP TIME : 2:09.075		DIFFERENCE : 0.602				
D1: Ryan EVERSLEY		D2: Tom DYER						
LAP	SECTOR 1	SECTOR 2	SECTOR 3	LAP TIME	MPH	DIFF	TIME OF DAY	
1 - D1		51.661	118.5	1:19.605	2:41.343	76.55	32.268	16:02:07.448
2 - D1	55.292	1:41.361	72.2	1:19.948	3:56.601	52.20	1:47.526	16:06:04.049
3 - D1	54.739	1:25.372	44.6	1:22.698	3:42.809	55.43	1:33.734	16:09:46.858
4 - D1	55.690	1:31.820	56.9	1:20.794	3:48.304	54.09	1:39.229	16:13:35.162
5 - D1	50.411	1:26.816	46.4	1:16.680	3:33.907	57.73	1:24.832	16:17:09.069
6 - D1	28.063	50.157	157.1	53.221	2:11.441	93.96	2.366	16:19:20.510
7 - D1	27.630	49.665	159.4	52.008	2:09.303 (3)	95.51	0.228	16:21:29.813
8 - D1	27.731	49.827	158.6	52.173	2:09.731	95.20	0.656	16:23:39.544
9 - D1	27.403	49.499	158.2	52.173	2:09.075 (1)	95.68		16:25:48.619
10 - D1	27.469	49.843	157.5	51.939	2:09.251 (2)	95.55	0.176	16:27:57.870
11 - D1	27.607	50.633	158.2	52.092	2:10.332	94.76	1.257	16:30:08.202
12 - D1	27.512	49.611	159.0	IN PIT	2:12.443 P	93.25	3.368	16:32:20.645
13 - D2	OUTLAP	49.598	157.1	52.377	2:59.197	68.92	50.122	16:35:19.842
14 - D2	27.730	49.838	159.7	52.245	2:09.813	95.14	0.738	16:37:29.655
15 - D2	27.503	49.131	161.3	53.609	2:10.243	94.82	1.168	16:39:39.898
16 - D2	27.774	49.814	160.1	52.947	2:10.535	94.61	1.460	16:41:50.433
17 - D2	27.706	49.913	160.5	IN PIT	2:14.404 P	91.89	5.329	16:44:04.837
18 - D2	OUTLAP	49.894	157.5	53.409	2:32.647	80.91	23.572	16:46:37.484
19 - D2	28.096	50.114	158.2	52.680	2:10.890	94.36	1.815	16:48:48.374
20 - D2	27.637	49.714	158.6	52.619	2:09.970	95.02	0.895	16:50:58.344
21 - D2	27.675	49.846	159.4	52.553	2:10.074	94.95	0.999	16:53:08.418
22 - D2	30.448	52.850	147.1	1:07.094	2:30.392	82.12	21.317	16:55:38.810
23 - D2	53.390	1:31.794	74.0	1:08.261	3:33.445	57.86	1:24.370	16:59:12.255
24 - D2	29.899	53.242	158.6	52.653	2:15.794	90.95	6.719	17:01:28.049

P10 4 Pro/Pro Magnus Racing				Audi RS 8 LMS -				
IDEAL LAP TIME : 2:07.816		BEST LAP TIME : 2:08.323		DIFFERENCE : 0.507				
D1: Pierre KAFFER		D2: Spencer PUMPELLY						
LAP	SECTOR 1	SECTOR 2	SECTOR 3	LAP TIME	MPH	DIFF	TIME OF DAY	
1 - D1		52.464	111.2	1:20.334	2:43.376	75.59	35.053	16:02:09.481
2 - D1	54.970	1:42.683	51.0	1:19.491	3:57.144	52.08	1:48.821	16:06:06.625
3 - D1	54.786	1:25.722	63.2	1:22.569	3:43.077	55.36	1:34.754	16:09:49.702
4 - D1	55.875	1:30.863	56.8	1:21.534	3:48.272	54.10	1:39.949	16:13:37.974
5 - D1	51.068	1:25.400	44.2	1:15.331	3:31.799	58.31	1:23.476	16:17:09.773
6 - D1	28.395	50.074	157.1	52.903	2:11.372	94.01	3.049	16:19:21.145
7 - D1	28.711	49.937	159.7	IN PIT	2:15.623 P	91.06	7.300	16:21:36.768
8 - D1	OUTLAP	50.414	155.7	52.342	2:32.098	81.20	23.775	16:24:08.866
9 - D1	27.882	50.353	157.1	52.258	2:10.493	94.64	2.170	16:26:19.359
10 - D1	27.456	50.006	156.7	51.850	2:09.312	95.51	0.989	16:28:28.671
11 - D1	27.700	50.235	156.7	51.717	2:09.652	95.26	1.329	16:30:38.323
12 - D1	27.826	49.280	156.7	51.394	2:08.500 (2)	96.11	0.177	16:32:46.823
13 - D1	27.466	49.408	157.1	IN PIT	2:11.940 P	93.61	3.617	16:34:58.763
14 - D2	OUTLAP	50.094	157.5	52.143	3:01.994	67.86	53.671	16:38:00.757
15 - D2	27.898	49.421	157.9	51.924	2:09.243	95.56	0.920	16:40:10.000
16 - D2	27.498	49.364	156.7	51.664	2:08.526 (3)	96.09	0.203	16:42:18.526
17 - D2	27.493	48.966	157.5	51.864	2:08.323 (1)	96.24		16:44:26.849
18 - D2	27.598	50.176	155.3	52.584	2:10.358	94.74	2.035	16:46:37.207
19 - D2	28.068	49.361	157.5	51.615	2:09.044	95.71	0.721	16:48:46.251
20 - D2	27.532	49.417	157.9	51.944	2:08.893	95.82	0.570	16:50:55.144
21 - D2	27.952	50.354	157.9	52.457	2:10.763	94.45	2.440	16:53:05.907
22 - D2	29.258	51.684	138.6	1:09.343	2:30.285	82.18	21.962	16:55:36.192
23 - D2	54.058	1:31.879	85.1	1:09.453	3:35.390	57.34	1:27.067	16:59:11.582
24 - D2	30.509	53.904	157.5	52.789	2:17.202	90.01	8.879	17:01:28.784

Circuit of the Americas

Circuit Length = 3.4308 miles

Start: 15:59 Flag 17:01 End: 17:05

Weather / Track : Sunny / Dry

Grand Prix of Texas

SprintX

ROUND 9 - Saturday September 2nd 2017 - SECTOR ANALYSIS

SECTOR 1 = FL to I1, SECTOR 2 = I1 to I2, SECTOR 3 = I2 to FL, DIFF = Difference To Personal Best Lap, P = Crossed Finish Line in Pit Lane, D = Time Disallowed

P11 14 Pro/Am GMG Racing				Porsche 911 GT3 R - GMG/ Spyder/ Mobil 1				
IDEAL LAP TIME : 2:07.297		BEST LAP TIME : 2:07.335		DIFFERENCE : 0.038				
D1: James SOFRONAS		D2: Mathieu JAMINET						
LAP	SECTOR 1	SECTOR 2	SECTOR 3	LAP TIME	MPH	DIFF	TIME OF DAY	
1 - D1		52.878	88.8	1:25.507	2:51.776	71.90	44.441	16:02:17.881
2 - D1	54.362	1:47.684	60.5	1:15.420	3:57.466	52.01	1:50.131	16:06:15.347
3 - D1	55.074	1:26.098	62.0	1:26.225	3:47.397	54.31	1:40.062	16:10:02.744
4 - D1	50.270	1:33.294	64.3	1:20.193	3:43.757	55.19	1:36.422	16:13:46.501
5 - D1	53.013	1:23.825	103.8	1:10.199	3:27.037	59.65	1:19.702	16:17:13.538
6 - D1	29.386	51.398	158.2	54.150	2:14.934	91.53	7.599	16:19:28.472
7 - D1	28.417	50.368	160.9	52.794	2:11.579	93.86	4.244	16:21:40.051
8 - D1	27.795	49.625	160.5	52.582	2:10.002	95.00	2.667	16:23:50.053
9 - D1	28.094	50.020	153.9	IN PIT	2:15.187	P 91.36	7.852	16:26:05.240
10 - D2	OUTLAP	49.204	155.3	51.497	3:29.098	59.06	1:21.763	16:29:34.338
11 - D2	27.020	48.824	161.3	51.491	2:07.335 (1)	96.99		16:31:41.673
12 - D2	26.982	48.916	162.0	51.616	2:07.514 (2)	96.85	0.179	16:33:49.187
13 - D2	27.203	49.139	161.3	51.693	2:08.035	96.46	0.700	16:35:57.222
14 - D2	27.171	49.100	161.7	51.772	2:08.043	96.45	0.708	16:38:05.265
15 - D2	27.346	50.938	157.9	52.467	2:10.751	94.46	3.416	16:40:16.016
16 - D2	27.222	49.212	160.9	51.768	2:08.202	96.33	0.867	16:42:24.218
17 - D2	27.214	48.954	160.9	51.853	2:08.021 (3)	96.47	0.686	16:44:32.239
18 - D2	27.165	49.221	161.3	52.250	2:08.636	96.01	1.301	16:46:40.875
19 - D2	27.241	49.164	162.4	52.113	2:08.518	96.10	1.183	16:48:49.393
20 - D2	27.222	49.350	162.4	52.743	2:09.315	95.51	1.980	16:50:58.708
21 - D2	27.544	49.798	156.7	52.659	2:10.001	95.00	2.666	16:53:08.709
22 - D2	30.742	53.120	141.5	1:07.104	2:30.966	81.81	23.631	16:55:39.675
23 - D2	53.103	1:31.808	74.8	1:07.904	3:32.815	58.03	1:25.480	16:59:12.490
24 - D2	29.887	53.841	161.3	52.896	2:16.624	90.40	9.289	17:01:29.114

P12 6 Pro/Pro K-PAX Racing				McLaren 650S GT3 -				
IDEAL LAP TIME : 2:08.850		BEST LAP TIME : 2:08.888		DIFFERENCE : 0.038				
D1: Bryan SELLERS		D2: Michael LEWIS						
LAP	SECTOR 1	SECTOR 2	SECTOR 3	LAP TIME	MPH	DIFF	TIME OF DAY	
1 - D1		51.859	87.1	1:23.651	2:47.455	73.75	38.567	16:02:13.560
2 - D1	54.300	1:46.021	75.7	1:17.030	3:57.351	52.03	1:48.463	16:06:10.911
3 - D1	54.479	1:25.316	49.2	1:24.684	3:44.479	55.02	1:35.591	16:09:55.390
4 - D1	52.747	1:31.012	66.7	1:21.964	3:45.723	54.71	1:36.835	16:13:41.113
5 - D1	51.311	1:25.126	63.5	1:13.800	3:30.237	58.74	1:21.349	16:17:11.350
6 - D1	28.320	50.260	156.4	52.424	2:11.004	94.27	2.116	16:19:22.354
7 - D1	27.779	49.772	159.0	52.847	2:10.398	94.71	1.510	16:21:32.752
8 - D1	27.542	49.521	158.6	51.825	2:08.888 (1)	95.82		16:23:41.640
9 - D1	27.578	49.483	159.4	51.914	2:08.975 (2)	95.76	0.087	16:25:50.615
10 - D2	27.592	49.973	159.0	IN PIT	2:13.326	P 92.63	4.438	16:28:03.941
11 - D2	OUTLAP	50.878	156.4	52.455	3:01.383	68.09	52.495	16:31:05.324
12 - D2	27.731	49.851	158.2	52.222	2:09.804 (3)	95.15	0.916	16:33:15.128
13 - D2	27.562	50.273	157.1	52.328	2:10.163	94.88	1.275	16:35:25.291
14 - D2	27.546	50.333	158.6	52.441	2:10.320	94.77	1.432	16:37:35.611
15 - D2	27.895	50.053	158.6	52.814	2:10.762	94.45	1.874	16:39:46.373
16 - D2	27.905	50.776	155.3	54.293	2:12.974	92.88	4.086	16:41:59.347
17 - D2	29.863	53.349	146.5	IN PIT	2:20.505	P 87.90	11.617	16:44:19.852
18 - D2	OUTLAP	50.944	157.5	52.877	2:56.112	70.13	47.224	16:47:15.964
19 - D2	29.378	49.863	159.7	52.711	2:11.952	93.60	3.064	16:49:27.916
20 - D2	27.782	49.840	160.9	52.820	2:10.442	94.68	1.554	16:51:38.358
21 - D2	27.654	49.746	159.7	52.614	2:10.014	94.99	1.126	16:53:48.372
22 - D2	31.586	56.363	119.4	59.301	2:27.250	83.87	18.362	16:56:15.622
23 - D2	31.372	1:23.311	87.4	1:04.064	2:58.747	69.09	49.859	16:59:14.369
24 - D2	29.513	53.060	157.9	53.106	2:15.679	91.03	6.791	17:01:30.048

Circuit of the Americas
 Circuit Length = 3.4308 miles
 Start: 15:59 Flag 17:01 End: 17:05

Weather / Track : Sunny / Dry

Grand Prix of Texas

SprintX

ROUND 9 - Saturday September 2nd 2017 - SECTOR ANALYSIS

SECTOR 1 = FL to I1, SECTOR 2 = I1 to I2, SECTOR 3 = I2 to FL, DIFF = Difference To Personal Best Lap, P = Crossed Finish Line in Pit Lane, D = Time Disallowed

P13 54 Pro/Am Black Swan Racing				Mercedes AMG GT3 -				
IDEAL LAP TIME : 2:07.857		BEST LAP TIME : 2:07.916		DIFFERENCE : 0.059				
D1: Tim PAPPAS		D2: Jeroen BLEEKEMOLEN						
LAP	SECTOR 1	SECTOR 2	SECTOR 3	LAP TIME	MPH	DIFF	TIME OF DAY	
1 - D1		53.049	93.4	1:25.809	2:52.607	71.55	44.691	16:02:18.712
2 - D1	54.329	1:47.733	62.1	1:15.540	3:57.602	51.98	1:49.686	16:06:16.314
3 - D1	55.099	1:25.901	68.2	1:26.824	3:47.824	54.21	1:39.908	16:10:04.138
4 - D1	49.708	1:33.757	72.4	1:20.075	3:43.540	55.25	1:35.624	16:13:47.678
5 - D1	53.736	1:22.814	100.0	1:09.205	3:25.755	60.02	1:17.839	16:17:13.433
6 - D1	28.775	52.192	157.1	53.480	2:14.447	91.86	6.531	16:19:27.880
7 - D1	28.542	50.202	156.0	52.374	2:11.118	94.19	3.202	16:21:38.998
8 - D1	27.761	50.186	156.4	52.710	2:10.657	94.52	2.741	16:23:49.655
9 - D1	28.103	50.068	155.3	IN PIT	2:14.878	P 91.57	6.962	16:26:04.533
10 - D2	OUTLAP	49.333	156.4	51.563	3:27.760	59.44	1:19.844	16:29:32.293
11 - D2	27.401	49.172	156.4	51.343	2:07.916 (1)	96.55		16:31:40.209
12 - D2	27.342	49.371	157.9	51.604	2:08.317 (2)	96.25	0.401	16:33:48.526
13 - D2	27.508	49.246	157.5	52.628	2:09.382	95.46	1.466	16:35:57.908
14 - D2	27.563	49.566	158.6	51.961	2:09.090 (3)	95.67	1.174	16:38:06.998
15 - D2	27.565	50.098	149.4	53.949	2:11.612	93.84	3.696	16:40:18.610
16 - D2	28.037	50.027	157.9	52.807	2:10.871	94.37	2.955	16:42:29.481
17 - D0	27.738	49.958	158.2	53.140	2:10.836	94.39	2.920	16:44:40.317
18 - D2	27.977	49.923	157.9	IN PIT	2:13.843	P 92.27	5.927	16:46:54.160
19 - D2	OUTLAP	49.969	156.7	52.762	2:32.027	81.24	24.111	16:49:26.187
20 - D2	27.765	49.978	155.7	52.567	2:10.310	94.78	2.394	16:51:36.497
21 - D2	27.658	49.783	157.9	53.024	2:10.465	94.66	2.549	16:53:46.962
22 - D2	32.412	56.003	118.9	59.568	2:27.983	83.46	20.067	16:56:14.945
23 - D2	31.512	1:22.729	70.2	1:04.746	2:58.987	69.00	51.071	16:59:13.932
24 - D2	29.621	53.984	151.8	53.157	2:16.762	90.30	8.846	17:01:30.694

P14 82 Pro/Am McCann Racing				Audi RS-8 LMS - McCann Racing				
IDEAL LAP TIME : 2:08.205		BEST LAP TIME : 2:08.469		DIFFERENCE : 0.264				
D1: Michael MCCANN		D2: Mike SKEEN						
LAP	SECTOR 1	SECTOR 2	SECTOR 3	LAP TIME	MPH	DIFF	TIME OF DAY	
1 - D1		53.975	92.3	1:26.427	2:55.575	70.34	47.106	16:02:21.680
2 - D1	54.274	1:48.298	69.6	1:15.418	3:57.990	51.89	1:49.521	16:06:19.670
3 - D1	54.191	1:29.328	99.5	1:25.297	3:48.816	53.97	1:40.347	16:10:08.486
4 - D1	48.380	1:34.496	69.4	1:20.834	3:43.710	55.20	1:35.241	16:13:52.196
5 - D1	52.013	1:23.702	70.9	1:07.845	3:23.560	60.67	1:15.091	16:17:15.756
6 - D1	31.176	52.463	155.3	55.006	2:18.645	89.08	10.176	16:19:34.401
7 - D1	28.963	51.671	156.7	54.784	2:15.418	91.20	6.949	16:21:49.819
8 - D1	29.575	51.829	149.1	55.768	2:17.172	90.03	8.703	16:24:06.991
9 - D1	29.531	52.638	157.5	IN PIT	2:21.856	P 87.06	13.387	16:26:28.847
10 - D2	OUTLAP	50.135	159.0	52.358	3:42.774	55.44	1:34.305	16:30:11.621
11 - D2	27.643	49.215	157.5	51.664	2:08.522 (2)	96.09	0.053	16:32:20.143
12 - D2	27.490	49.199	157.5	51.780	2:08.469 (1)	96.13		16:34:28.612
13 - D2	27.573	49.552	157.1	51.576	2:08.701	95.96	0.232	16:36:37.313
14 - D2	27.632	49.368	158.2	51.632	2:08.632 (3)	96.01	0.163	16:38:45.945
15 - D2	27.430	49.588	158.2	51.872	2:08.890	95.82	0.421	16:40:54.835
16 - D2	27.558	49.745	157.9	52.023	2:09.326	95.50	0.857	16:43:04.161
17 - D2	28.065	50.140	159.7	52.913	2:11.118	94.19	2.649	16:45:15.279
18 - D2	27.671	50.328	159.0	53.055	2:11.054	94.24	2.585	16:47:26.333
19 - D2	27.550	50.331	159.0	52.472	2:10.353	94.74	1.884	16:49:36.686
20 - D2	27.687	49.770	158.6	52.272	2:09.729	95.20	1.260	16:51:46.415
21 - D2	27.595	49.850	158.6	53.635	2:11.080	94.22	2.611	16:53:57.495
22 - D2	28.407	51.226	130.8	59.154	2:18.787	88.99	10.318	16:56:16.282
23 - D2	31.203	1:23.714	91.3	1:03.542	2:58.459	69.20	49.990	16:59:14.741
24 - D2	29.730	53.784	160.5	53.007	2:16.521	90.46	8.052	17:01:31.262

Circuit of the Americas

Circuit Length = 3.4308 miles

Start: 15:59 Flag 17:01 End: 17:05

Weather / Track : Sunny / Dry

Grand Prix of Texas

SprintX

ROUND 9 - Saturday September 2nd 2017 - SECTOR ANALYSIS

SECTOR 1 = FL to I1, SECTOR 2 = I1 to I2, SECTOR 3 = I2 to FL, DIFF = Difference To Personal Best Lap, P = Crossed Finish Line in Pit Lane, D = Time Disallowed

P15 88 Pro/Pro Absolute Racing				Bentley Continental GT3 - Absolute Racing/Bentley Motorsports				
IDEAL LAP TIME : 2:08.997		BEST LAP TIME : 2:09.211		DIFFERENCE : 0.214				
D1: Vincent ABRIL		D2: Adderly FONG						
LAP	SECTOR 1	SECTOR 2	SECTOR 3	LAP TIME	MPH	DIFF	TIME OF DAY	
1 - D1		52.918	102.9	1:21.183	2:45.471	74.64	36.260	16:02:11.576
2 - D1	54.922	1:43.947	88.7	1:19.084	3:57.953	51.90	1:48.742	16:06:09.529
3 - D1	54.039	1:25.824	51.9	1:23.970	3:43.833	55.17	1:34.622	16:09:53.362
4 - D1	54.110	1:31.106	55.7	1:21.609	3:46.825	54.45	1:37.614	16:13:40.187
5 - D1	50.725	1:26.330	67.1	1:13.888	3:30.943	58.55	1:21.732	16:17:11.130
6 - D1	28.178	50.641	150.4	IN PIT	2:19.457	P 88.56	10.246	16:19:30.587
7 - D1	OUTLAP	50.254	150.4	53.432	2:33.336	80.54	24.125	16:22:03.923
8 - D1	27.482	49.371	159.4	52.358	2:09.211 (1)	95.58		16:24:13.134
9 - D1	28.442	49.588	158.2	53.012	2:11.042	94.25	1.831	16:26:24.176
10 - D1	27.901	50.124	157.1	52.225	2:10.250	94.82	1.039	16:28:34.426
11 - D1	27.631	50.753	157.9	52.614	2:10.998	94.28	1.787	16:30:45.424
12 - D1	27.456	49.729	157.9	IN PIT	2:13.444	P 92.55	4.233	16:32:58.868
13 - D1	OUTLAP	1:00.730	159.0	52.487	3:09.238	65.26	1:00.027	16:36:08.106
14 - D1	27.401	49.874	160.5	52.474	2:09.749	(2) 95.19	0.538	16:38:17.855
15 - D1	27.632	49.767	160.5	IN PIT	2:12.900	P 92.93	3.689	16:40:30.755
16 - D1	OUTLAP	50.238	159.4	52.629	2:32.578	80.94	23.367	16:43:03.333
17 - D1	28.301	50.726	150.1	53.471	2:12.498	93.21	3.287	16:45:15.831
18 - D2	27.815	50.316	160.5	53.308	2:11.439	93.96	2.228	16:47:27.270
19 - D2	28.109	51.476	161.3	52.759	2:12.344	93.32	3.133	16:49:39.614
20 - D2	27.577	49.892	160.9	52.754	2:10.223	(3) 94.84	1.012	16:51:49.837
21 - D2	27.731	49.920	161.3	54.449	2:12.100	93.49	2.889	16:54:01.937
22 - D2	29.564	53.396	137.2	57.322	2:20.282	88.04	11.071	16:56:22.219
23 - D2	29.801	1:22.029	99.4	1:01.882	2:53.712	71.09	44.501	16:59:15.931
24 - D2	29.767	55.800	150.4	54.901	2:20.468	87.92	11.257	17:01:36.399

P16 30 Am/Am MOMO/NGT Motorsports				Ferrari 458 GT3 - Momo / Safecraft				
IDEAL LAP TIME : 2:10.848		BEST LAP TIME : 2:11.312		DIFFERENCE : 0.464				
D1: Henrique CISNEROS		D2: Peter LUDWIG						
LAP	SECTOR 1	SECTOR 2	SECTOR 3	LAP TIME	MPH	DIFF	TIME OF DAY	
1 - D1		53.164	95.5	1:26.327	2:53.505	71.18	42.193	16:02:19.610
2 - D1	54.315	1:47.995	73.6	1:15.649	3:57.959	51.90	1:46.647	16:06:17.569
3 - D1	54.726	1:26.131	80.6	1:27.240	3:48.097	54.14	1:36.785	16:10:05.666
4 - D1	49.265	1:33.742	80.7	1:20.693	3:43.700	55.21	1:32.388	16:13:49.366
5 - D1	52.735	1:23.481	107.5	1:08.965	3:25.181	60.19	1:13.869	16:17:14.547
6 - D1	29.359	51.187	156.0	54.407	2:14.953	91.52	3.641	16:19:29.500
7 - D1	28.480	50.398	156.7	53.395	2:12.273	93.37	0.961	16:21:41.773
8 - D1	28.086	50.223	160.5	53.097	2:11.406	(2) 93.99	0.094	16:23:53.179
9 - D1	28.187	50.041	160.9	53.084	2:11.312 (1)	94.05		16:26:04.491
10 - D1	28.167	50.002	159.7	IN PIT	2:15.675	P 91.03	4.363	16:28:20.166
11 - D2	OUTLAP	51.234	157.9	53.790	3:36.333	57.09	1:25.021	16:31:56.499
12 - D2	27.950	51.287	160.5	54.453	2:13.690	92.38	2.378	16:34:10.189
13 - D2	27.892	50.538	159.0	53.241	2:11.671	93.80	0.359	16:36:21.860
14 - D2	27.762	50.619	160.5	53.664	2:12.045	93.53	0.733	16:38:33.905
15 - D2	28.086	50.153	160.1	53.419	2:11.658	(3) 93.81	0.346	16:40:45.563
16 - D2	27.850	51.586	159.7	54.067	2:13.503	92.51	2.191	16:42:59.066
17 - D2	27.872	50.707	161.7	53.827	2:12.406	93.28	1.094	16:45:11.472
18 - D2	28.867	52.165	160.5	54.577	2:15.609	91.07	4.297	16:47:27.081
19 - D2	27.984	52.315	159.7	54.407	2:14.706	91.68	3.394	16:49:41.787
20 - D2	27.927	50.284	162.4	53.616	2:11.827	93.69	0.515	16:51:53.614
21 - D2	28.133	50.489	162.0	57.291	2:15.913	90.87	4.601	16:54:09.527
22 - D2	28.821	51.684	161.3	55.783	2:16.288	90.62	4.976	16:56:25.815
23 - D2	29.605	1:20.111	96.2	1:01.390	2:51.106	72.18	39.794	16:59:16.921
24 - D2	30.253	54.797	152.5	56.775	2:21.825	87.08	10.513	17:01:38.746

Circuit of the Americas
 Circuit Length = 3.4308 miles
 Start: 15:59 Flag 17:01 End: 17:05

Weather / Track : Sunny / Dry

Grand Prix of Texas

SprintX

ROUND 9 - Saturday September 2nd 2017 - SECTOR ANALYSIS

SECTOR 1 = FL to I1, SECTOR 2 = I1 to I2, SECTOR 3 = I2 to FL, DIFF = Difference To Personal Best Lap, P = Crossed Finish Line in Pit Lane, D = Time Disallowed

P17 75 Pro/Am Always Evolving/AIM Autosport Nissan G Nissan GT-R Nismo GT3 -								
IDEAL LAP TIME : 2:08.689			BEST LAP TIME : 2:08.939			DIFFERENCE : 0.250		
D1: Frank MONTECALVO			D2: Ricardo SANCHEZ					
LAP	SECTOR 1	SECTOR 2	SECTOR 3	LAP TIME	MPH	DIFF	TIME OF DAY	
1 - D1		52.206	106.3	1:20.555	2:44.352	75.14	35.413	16:02:10.457
2 - D1	54.908	1:43.507	88.4	1:19.267	3:57.682	51.96	1:48.743	16:06:08.139
3 - D1	54.548	1:25.407	53.3	1:23.510	3:43.465	55.26	1:34.526	16:09:51.604
4 - D1	54.806	1:30.981	58.9	1:21.498	3:47.285	54.34	1:38.346	16:13:38.889
5 - D1	50.962	1:25.738	61.0	1:14.729	3:31.429	58.41	1:22.490	16:17:10.318
6 - D1	28.217	50.217	161.7	52.746	2:11.180	94.15	2.241	16:19:21.498
7 - D1	27.819	49.900	160.9	51.923	2:09.642	95.26	0.703	16:21:31.140
8 - D1	27.466	49.411	160.9	52.062	2:08.939 (1)	95.78		16:23:40.079
9 - D1	27.462	49.401	160.9	52.658	2:09.521 (2)	95.35	0.582	16:25:49.600
10 - D1	27.398	49.912	162.4	52.489	2:09.799	95.15	0.860	16:27:59.399
11 - D1	27.487	50.146	160.9	IN PIT	2:14.682	P 91.70	5.743	16:30:14.081
12 - D2	OUTLAP	49.612	161.3	52.549	3:30.425	58.69	1:21.486	16:33:44.506
13 - D2	27.365	49.484	161.3	52.696	2:09.545 (3)	95.34	0.606	16:35:54.051
14 - D2	27.380	49.561	163.2	52.919	2:09.860	95.10	0.921	16:38:03.911
15 - D2	28.009	52.375	158.6	53.914	2:14.298	91.96	5.359	16:40:18.209
16 - D2	28.078	49.707	161.3	53.159	2:10.944	94.32	2.005	16:42:29.153
17 - D2	27.612	49.660	160.9	IN PIT	2:20.001	P 88.22	11.062	16:44:49.154
18 - D2	OUTLAP	50.253	156.0	53.543	2:54.253	70.87	45.314	16:47:43.407
19 - D2	27.579	50.491	161.3	53.805	2:11.875	93.65	2.936	16:49:55.282
20 - D2	27.517	49.585	162.8	53.135	2:10.237	94.83	1.298	16:52:05.519
21 - D2	27.495	49.578	146.5	54.548	2:11.621	93.83	2.682	16:54:17.140
22 - D2	27.955	50.198	151.8	54.047	2:12.200	93.42	3.261	16:56:29.340
23 - D2	27.730	1:18.889	96.9	1:01.024	2:47.643	73.67	38.704	16:59:16.983
24 - D2	29.085	56.775	96.4	IN PIT	2:42.788	P 75.87	33.849	17:01:59.771

P18 55 Pro/Am Dream Racing Motorsport Lamborghini Huracan Super Trofeo -								
IDEAL LAP TIME : 2:13.709			BEST LAP TIME : 2:13.748			DIFFERENCE : 0.039		
D1: Yuki HARATA			D2: Alessandro BRESSAN					
LAP	SECTOR 1	SECTOR 2	SECTOR 3	LAP TIME	MPH	DIFF	TIME OF DAY	
1 - D1		53.237	147.4	1:08.382	3:05.345	66.63	51.597	16:02:31.450
2 - D1	54.023	1:53.084	69.2	1:11.534	3:58.641	51.75	1:44.893	16:06:30.091
3 - D1	54.931	1:31.218	67.0	1:27.222	3:53.371	52.92	1:39.623	16:10:23.462
4 - D1	45.011	1:34.244	89.9	1:22.046	3:41.301	55.81	1:27.553	16:14:04.763
5 - D1	48.812	1:25.599	104.8	1:00.935	3:15.346	63.22	1:01.598	16:17:20.109
6 - D1	30.205	54.511	147.8	55.015	2:19.731	88.39	5.983	16:19:39.840
7 - D1	29.104	52.648	146.2	54.513	2:16.265	90.63	2.517	16:21:56.105
8 - D1	28.947	52.559	147.8	54.364	2:15.870	90.90	2.122	16:24:11.975
9 - D1	30.169	52.704	146.8	IN PIT	2:20.550	P 87.87	6.802	16:26:32.525
10 - D2	OUTLAP	52.657	147.8	54.226	3:39.425	56.28	1:25.677	16:30:11.950
11 - D2	28.803	51.827	147.8	53.693	2:14.323 (3)	91.94	0.575	16:32:26.273
12 - D2	28.692	51.640	147.8	53.416	2:13.748 (1)	92.34		16:34:40.021
13 - D2	28.653	51.770	148.4	53.860	2:14.283 (2)	91.97	0.535	16:36:54.304
14 - D2	28.840	52.781	148.7	54.088	2:15.709	91.01	1.961	16:39:10.013
15 - D2	28.870	52.038	148.1	54.123	2:15.031	91.46	1.283	16:41:25.044
16 - D2	28.963	52.006	147.8	53.847	2:14.816	91.61	1.068	16:43:39.860
17 - D2	29.082	52.171	148.4	54.781	2:16.034	90.79	2.286	16:45:55.894
18 - D2	29.091	52.280	148.1	54.776	2:16.147	90.71	2.399	16:48:12.041
19 - D2	29.008	52.752	149.1	56.692	2:18.452	89.20	4.704	16:50:30.493
20 - D2	29.088	52.274	149.4	55.180	2:16.542	90.45	2.794	16:52:47.035
21 - D2	28.936	55.690	84.0	1:21.578	2:46.204	74.31	32.456	16:55:33.239
22 - D2	54.625	1:31.675	78.2	1:11.033	3:37.333	56.82	1:23.585	16:59:10.572
23 - D2	31.003	56.003	137.7	57.433	2:24.439	85.50	10.691	17:01:35.011

Circuit of the Americas

Circuit Length = 3.4308 miles

Start: 15:59 Flag 17:01 End: 17:05

Weather / Track : Sunny / Dry

Grand Prix of Texas

SprintX

ROUND 9 - Saturday September 2nd 2017 - SECTOR ANALYSIS

SECTOR 1 = FL to I1, SECTOR 2 = I1 to I2, SECTOR 3 = I2 to FL, DIFF = Difference To Personal Best Lap, P = Crossed Finish Line in Pit Lane, D = Time Disallowed

P19 18 Am/Am R3 Motorsports				Ferrari Challenge -				
IDEAL LAP TIME : 2:14.378		BEST LAP TIME : 2:14.378		DIFFERENCE : 0.000				
D1: Conrad GRUNEWALD		D2: James WEILAND						
LAP	SECTOR 1	SECTOR 2	SECTOR 3	LAP TIME	MPH	DIFF	TIME OF DAY	
1 - D2		57.171	90.5	1:19.676	3:00.389	68.46	46.011	16:02:26.494
2 - D2	54.585	1:48.522	63.7	1:14.547	3:57.654	51.97	1:43.276	16:06:24.148
3 - D2	54.527	1:30.696	78.3	1:24.941	3:50.164	53.66	1:35.786	16:10:14.312
4 - D2	48.336	1:33.786	86.8	1:20.772	3:42.894	55.41	1:28.516	16:13:57.206
5 - D2	51.144	1:24.815	82.6	1:03.519	3:19.478	61.91	1:05.100	16:17:16.684
6 - D2	29.622	51.990	159.0	54.698	2:16.310	90.60	1.932	16:19:32.994
7 - D2	28.676	51.404	155.7	54.298	2:14.378 (1)	91.91		16:21:47.372
8 - D2	28.688	51.432	156.7	54.491	2:14.611 (2)	91.75	0.233	16:24:01.983
9 - D2	28.774	51.580	156.7	54.544	2:14.898 (3)	91.55	0.520	16:26:16.881
10 - D2	28.725	51.746	154.2	54.876	2:15.347	91.25	0.969	16:28:32.228
11 - D2	28.866	52.021	145.2	55.217	2:16.104	90.74	1.726	16:30:48.332
12 - D2	29.088	51.913	154.9	IN PIT	2:19.716 P	88.40	5.338	16:33:08.048
13 - D2	OUTLAP	53.158	155.7	56.607	3:44.940	54.90	1:30.562	16:36:52.988
14 - D2	29.798	53.575	144.3	56.354	2:19.727	88.39	5.349	16:39:12.715
15 - D2	29.674	53.154	157.1	55.950	2:18.778	88.99	4.400	16:41:31.493
16 - D2	29.579	53.262	137.5	57.630	2:20.471	87.92	6.093	16:43:51.964
17 - D2	29.717	53.627	157.1	57.222	2:20.566	87.86	6.188	16:46:12.530
18 - D2	29.882	52.894	156.0	57.022	2:19.798	88.34	5.420	16:48:32.328
19 - D2	29.486	53.259	158.2	57.754	2:20.499	87.90	6.121	16:50:52.827
20 - D2	29.760	54.660	159.4	56.803	2:21.223	87.45	6.845	16:53:14.050
21 - D2	33.116	55.678	110.5	1:02.448	2:31.242	81.66	16.864	16:55:45.292
22 - D2	48.351	1:31.702	68.7	1:08.020	3:28.073	59.35	1:13.695	16:59:13.365
23 - D2	31.111	56.893	154.2	58.281	2:26.285	84.43	11.907	17:01:39.650

P20 23 Am/Am M1GT Racing				Audi R8 LMS Ultra - Tampa Bay Jaw Surgery/ Surgery Centers				
IDEAL LAP TIME : 2:12.306		BEST LAP TIME : 2:12.587		DIFFERENCE : 0.281				
D1: Jason BELL		D2: James DAYSON						
LAP	SECTOR 1	SECTOR 2	SECTOR 3	LAP TIME	MPH	DIFF	TIME OF DAY	
1 - D1		53.478	96.8	1:26.489	2:54.282	70.86	41.695	16:02:20.387
2 - D1	54.190	1:48.457	60.5	1:15.829	3:58.476	51.79	1:45.889	16:06:18.863
3 - D1	54.169	1:27.976	88.4	1:26.266	3:48.411	54.07	1:35.824	16:10:07.274
4 - D1	48.666	1:34.757	85.2	1:20.084	3:43.507	55.25	1:30.920	16:13:50.781
5 - D1	52.630	1:23.423	101.2	1:07.956	3:24.009	60.54	1:11.422	16:17:14.790
6 - D1	29.704	51.659	155.3	54.062	2:15.425	91.20	2.838	16:19:30.215
7 - D1	28.650	50.678	154.9	53.331	2:12.659 (2)	93.10	0.072	16:21:42.874
8 - D1	28.301	50.733	155.7	53.553	2:12.587 (1)	93.15		16:23:55.461
9 - D1	28.801	51.508	155.3	53.491	2:13.800	92.30	1.213	16:26:09.261
10 - D1	28.488	50.892	156.7	53.868	2:13.248 (3)	92.69	0.661	16:28:22.509
11 - D1	28.297	51.722	154.9	55.007	2:15.026	91.47	2.439	16:30:37.535
12 - D1	29.227	51.682	154.6	IN PIT	2:20.139 P	88.13	7.552	16:32:57.674
13 - D2	OUTLAP	52.744	144.0	55.199	4:13.560	48.71	2:00.973	16:37:11.234
14 - D2	29.399	51.127	159.0	55.254	2:15.780	90.96	3.193	16:39:27.014
15 - D2	29.560	53.154	156.7	54.313	2:17.027	90.13	4.440	16:41:44.041
16 - D2	31.299	53.350	156.7	54.387	2:19.036	88.83	6.449	16:44:03.077
17 - D2	28.925	51.740	157.1	54.675	2:15.340	91.25	2.753	16:46:18.417
18 - D2	29.404	52.822	157.9	54.656	2:16.882	90.23	4.295	16:48:35.299
19 - D2	28.728	51.394	151.4	56.829	2:16.951	90.18	4.364	16:50:52.250
20 - D2	28.973	51.405	155.7	55.371	2:15.749	90.98	3.162	16:53:07.999
21 - D2	29.729	52.346	157.1	1:07.560	2:29.635	82.54	17.048	16:55:37.634
22 - D2	53.791	1:31.881	77.9	1:09.498	3:35.170	57.40	1:22.583	16:59:12.804
23 - D2	30.306	1:00.008	127.5	56.879	2:27.193	83.90	14.606	17:01:39.997

Weather / Track : Sunny / Dry

Circuit of the Americas
 Circuit Length = 3.4308 miles
 Start: 15:59 Flag 17:01 End: 17:05

Grand Prix of Texas

SprintX

ROUND 9 - Saturday September 2nd 2017 - SECTOR ANALYSIS

SECTOR 1 = FL to I1, SECTOR 2 = I1 to I2, SECTOR 3 = I2 to FL, DIFF = Difference To Personal Best Lap, P = Crossed Finish Line in Pit Lane, D = Time Disallowed

P21 90 Am/Am Autometrics Motorsports				Porsche 911 GT3 Cup - National Ability Center/ PRISMS				
IDEAL LAP TIME : 2:15.826		BEST LAP TIME : 2:15.930		DIFFERENCE : 0.104				
D1: Cory FRIEDMAN		D2: Joe TOUSSAINT						
LAP	SECTOR 1	SECTOR 2	SECTOR 3	LAP TIME	MPH	DIFF	TIME OF DAY	
1 - D1		53.825	106.0	1:21.414	2:58.453	69.21	42.523	16:02:24.558
2 - D1	53.826	1:48.230	59.4	1:15.040	3:57.096	52.09	1:41.166	16:06:21.654
3 - D1	55.229	1:28.710	90.6	1:26.430	3:50.369	53.61	1:34.439	16:10:12.023
4 - D1	47.720	1:33.991	73.9	1:21.148	3:42.859	55.42	1:26.929	16:13:54.882
5 - D1	51.774	1:23.978	64.2	1:05.414	3:21.166	61.39	1:05.236	16:17:16.048
6 - D1	29.925	52.252	151.4	55.260	2:17.437	89.86	1.507	16:19:33.485
7 - D1	28.955	52.031	148.7	54.944	2:15.930 (1)	90.86		16:21:49.415
8 - D1	29.369	51.927	143.3	55.272	2:16.568 (2)	90.43	0.638	16:24:05.983
9 - D1	29.783	52.134	145.5	55.294	2:17.211	90.01	1.281	16:26:23.194
10 - D1	29.541	52.047	142.7	55.575	2:17.163 (3)	90.04	1.233	16:28:40.357
11 - D1	29.027	52.310	141.8	IN PIT	2:20.575 P	87.85	4.645	16:31:00.932
12 - D2	OUTLAP	53.589	150.8	56.590	3:46.829	54.45	1:30.899	16:34:47.761
13 - D2	29.652	54.302	149.7	56.571	2:20.525	87.89	4.595	16:37:08.286
14 - D2	30.142	52.910	154.9	57.901	2:20.953	87.62	5.023	16:39:29.239
15 - D2	30.006	54.001	152.8	58.539	2:22.546	86.64	6.616	16:41:51.785
16 - D2	30.301	54.833	140.6	57.998	2:23.132	86.29	7.202	16:44:14.917
17 - D2	30.114	53.960	150.1	IN PIT	2:25.135 P	85.09	9.205	16:46:40.052
18 - D2	OUTLAP	53.684	155.3	56.566	2:41.972	76.25	26.042	16:49:22.024
19 - D2	29.551	53.075	153.9	56.747	2:19.373	88.61	3.443	16:51:41.397
20 - D2	29.551	53.088	138.3	57.037	2:19.676	88.42	3.746	16:54:01.073
21 - D2	29.708	53.242	151.8	57.446	2:20.396	87.97	4.466	16:56:21.469
22 - D2	29.537	1:21.837	92.6	1:03.010	2:54.384	70.82	38.454	16:59:15.853
23 - D2	31.657	56.235	135.2	57.538	2:25.430	84.92	9.500	17:01:41.283

P22 95 Pro/Am Tool Racing				Porsche 911 GT3 Cup - Tool of North America				
IDEAL LAP TIME : 2:13.815		BEST LAP TIME : 2:14.359		DIFFERENCE : 0.544				
D1: Erich JOINER		D2: Andy LEE						
LAP	SECTOR 1	SECTOR 2	SECTOR 3	LAP TIME	MPH	DIFF	TIME OF DAY	
1 - D1		57.619	99.1	1:18.875	2:59.453	68.82	45.094	16:02:25.558
2 - D1	54.190	1:48.627	70.6	1:14.604	3:57.421	52.02	1:43.062	16:06:22.979
3 - D1	54.904	1:30.151	97.8	1:25.135	3:50.190	53.65	1:35.831	16:10:13.169
4 - D1	48.274	1:34.084	80.0	1:20.633	3:42.991	55.38	1:28.632	16:13:56.160
5 - D1	51.260	1:24.355	79.3	1:05.269	3:20.884	61.48	1:06.525	16:17:17.044
6 - D1	30.285	53.050	154.9	56.362	2:19.697	88.41	5.338	16:19:36.741
7 - D1	29.682	52.548	146.8	55.766	2:17.996	89.50	3.637	16:21:54.737
8 - D1	29.438	52.432	144.3	IN PIT	2:25.503 P	84.88	11.144	16:24:20.240
9 - D2	OUTLAP	53.718	141.8	54.074	3:43.005	55.38	1:28.646	16:28:03.245
10 - D2	28.968	51.167	139.5	54.224	2:14.359 (1)	91.92		16:30:17.604
11 - D2	28.591	51.973	138.9	55.385	2:15.949	90.84	1.590	16:32:33.553
12 - D2	28.608	51.473	142.7	54.450	2:14.531 (3)	91.80	0.172	16:34:48.084
13 - D2	29.554	53.066	141.5	54.477	2:17.097	90.08	2.738	16:37:05.181
14 - D2	28.606	51.804	141.5	54.057	2:14.467 (2)	91.85	0.108	16:39:19.648
15 - D2	28.749	51.773	146.8	54.236	2:14.758	91.65	0.399	16:41:34.406
16 - D2	28.700	51.742	138.0	54.990	2:15.432	91.19	1.073	16:43:49.838
17 - D2	29.357	51.739	145.2	54.445	2:15.541	91.12	1.182	16:46:05.379
18 - D2	28.894	53.460	141.8	54.621	2:16.975	90.16	2.616	16:48:22.354
19 - D2	28.834	51.693	140.9	IN PIT	2:19.415 P	88.59	5.056	16:50:41.769
20 - D2	OUTLAP	51.367	139.8	IN PIT	2:41.263 P	76.58	26.904	16:53:23.032
21 - D2	OUTLAP	51.591	135.0	55.412	2:38.160	78.09	23.801	16:56:01.192
22 - D2	33.828	1:31.245	68.6	1:08.506	3:13.579	63.80	59.220	16:59:14.771
23 - D2	35.273	55.010	136.1	57.403	2:27.686	83.62	13.327	17:01:42.457

Weather / Track : Sunny / Dry

Circuit of the Americas

Circuit Length = 3.4308 miles

Start: 15:59 Flag 17:01 End: 17:05

Grand Prix of Texas

SprintX

ROUND 9 - Saturday September 2nd 2017 - SECTOR ANALYSIS

SECTOR 1 = FL to I1, SECTOR 2 = I1 to I2, SECTOR 3 = I2 to FL, DIFF = Difference To Personal Best Lap, P = Crossed Finish Line in Pit Lane, D = Time Disallowed

P23 04 Am/Am De La Torre Racing				Aston Martin Vantage GT3 - Delgac			
IDEAL LAP TIME : 2:13.258		BEST LAP TIME : 2:13.824		DIFFERENCE : 0.566			
D1: Jorge DE LA TORRE		D2: Ate DE JONG					
LAP	SECTOR 1	SECTOR 2	SECTOR 3	LAP TIME	MPH	DIFF	TIME OF DAY
1 - D1		1:24.245	84.0	IN PIT	3:38.653	P 56.48	1:24.829 16:03:04.758
2 - D1	OUTLAP	54.092	140.1	59.047	4:02.987	50.82	1:49.163 16:07:07.745
3 - D1	32.460	1:16.880	66.5	1:27.018	3:16.358	62.89	1:02.534 16:10:24.103
4 - D1	45.322	1:34.479	86.8	1:22.196	3:41.997	55.63	1:28.173 16:14:06.100
5 - D1	48.361	1:25.134	94.6	1:01.160	3:14.655	63.45	1:00.831 16:17:20.755
6 - D1	30.113	52.990	158.2	54.472	2:17.575	89.77	3.751 16:19:38.330
7 - D1	28.397	51.530	157.1	53.897	2:13.824 (1)	92.29	16:21:52.154
8 - D1	28.291	51.070	157.5	55.032	2:14.393 (2)	91.90	0.569 16:24:06.547
9 - D1	28.641	51.544	158.2	54.748	2:14.933 (3)	91.53	1.109 16:26:21.480
10 - D1	28.563	51.934	136.1	55.358	2:15.855	90.91	2.031 16:28:37.335
11 - D1	28.529	51.553	159.4	IN PIT	2:19.374	P 88.61	5.550 16:30:56.709
12 - D2	OUTLAP	54.261	128.8	56.731	4:04.166	50.58	1:50.342 16:35:00.875
13 - D2	29.592	53.716	140.1	55.889	2:19.197	88.72	5.373 16:37:20.072
14 - D2	29.674	52.133	145.2	58.883	2:20.690	87.78	6.866 16:39:40.762
15 - D2	29.517	52.344	152.8	54.882	2:16.743	90.32	2.919 16:41:57.505
16 - D2	29.798	55.752	129.3	56.934	2:22.484	86.68	8.660 16:44:19.989
17 - D2	29.454	54.193	152.5	58.082	2:21.729	87.14	7.905 16:46:41.718
18 - D2	29.994	53.617	155.7	56.052	2:19.663	88.43	5.839 16:49:01.381
19 - D2	29.861	52.737	157.5	56.461	2:19.059	88.81	5.235 16:51:20.440
20 - D2	30.590	53.638	152.5	56.825	2:21.053	87.56	7.229 16:53:41.493
21 - D2	37.304	56.128	120.0	59.489	2:32.921	80.76	19.097 16:56:14.414
22 - D2	31.422	1:22.250	67.9	1:07.233	3:00.905	68.27	47.081 16:59:15.319
23 - D2	31.354	57.099	120.6	58.689	2:27.142	83.93	13.318 17:01:42.461

P24 09 Am/Am TRG-AMR				Aston Martin Vantage GT4 - Lasalle Solutions/Adobe Road Win			
IDEAL LAP TIME : 2:20.620		BEST LAP TIME : 2:21.230		DIFFERENCE : 0.610			
D1: Sean GIBBONS		D2: Derek DeBOER					
LAP	SECTOR 1	SECTOR 2	SECTOR 3	LAP TIME	MPH	DIFF	TIME OF DAY
1 - D1		57.802	113.9	1:17.987	3:04.302	67.01	43.072 16:02:30.407
2 - D1	54.496	1:51.721	52.9	1:12.451	3:58.668	51.74	1:37.438 16:06:29.075
3 - D1	54.992	1:31.758	68.2	1:24.374	3:51.124	53.43	1:29.894 16:10:20.199
4 - D1	47.050	1:34.455	86.2	1:22.123	3:43.628	55.22	1:22.398 16:14:03.827
5 - D1	48.998	1:25.396	96.5	1:02.275	3:16.669	62.80	55.439 16:17:20.496
6 - D1	32.265	55.233	148.4	56.983	2:24.481	85.48	3.251 16:19:44.977
7 - D1	30.454	54.394	148.1	58.621	2:23.469	86.08	2.239 16:22:08.446
8 - D1	31.517	54.269	148.4	57.816	2:23.602	86.00	2.372 16:24:32.048
9 - D1	30.461	54.881	145.8	IN PIT	2:26.615	P 84.24	5.385 16:26:58.663
10 - D2	OUTLAP	55.041	146.8	57.301	3:49.431	53.83	1:28.201 16:30:48.094
11 - D2	30.268	54.175	148.1	56.943	2:21.386 (2)	87.35	0.156 16:33:09.480
12 - D2	30.176	54.672	147.4	57.017	2:21.865	87.06	0.635 16:35:31.345
13 - D2	30.474	54.415	147.4	56.938	2:21.827	87.08	0.597 16:37:53.172
14 - D2	30.371	55.375	141.2	57.251	2:22.997	86.37	1.767 16:40:16.169
15 - D2	31.127	54.579	147.4	56.659	2:22.365	86.75	1.135 16:42:38.534
16 - D2	30.340	54.409	148.7	56.481	2:21.230 (1)	87.45	16:44:59.764
17 - D2	30.567	54.588	147.8	56.826	2:21.981	86.98	0.751 16:47:21.745
18 - D2	30.301	54.716	146.8	57.659	2:22.676	86.56	1.446 16:49:44.421
19 - D2	30.167	54.140	149.1	57.495	2:21.802 (3)	87.09	0.572 16:52:06.223
20 - D2	29.999	55.236	134.4	58.386	2:23.621	85.99	2.391 16:54:29.844
21 - D2	30.864	54.867	141.8	58.031	2:23.762	85.91	2.532 16:56:53.606
22 - D2	30.596	55.028	133.4	59.212	2:24.836	85.27	3.606 16:59:18.442
23 - D2	30.911	56.479	124.9	58.843	2:26.233	84.46	5.003 17:01:44.675

Weather / Track : Sunny / Dry

Circuit of the Americas

Circuit Length = 3.4308 miles

Start: 15:59 Flag 17:01 End: 17:05

Grand Prix of Texas

SprintX

ROUND 9 - Saturday September 2nd 2017 - SECTOR ANALYSIS

SECTOR 1 = FL to I1, SECTOR 2 = I1 to I2, SECTOR 3 = I2 to FL, DIFF = Difference To Personal Best Lap, P = Crossed Finish Line in Pit Lane, D = Time Disallowed

P25 47 Am/Am NOLAsport				Porsche Cayman GT4 Clubsport MR -				
IDEAL LAP TIME : 2:21.458		BEST LAP TIME : 2:21.511		DIFFERENCE : 0.053				
D1: Mike VESS		D2: Jason HART						
LAP	SECTOR 1	SECTOR 2	SECTOR 3	LAP TIME	MPH	DIFF	TIME OF DAY	
1 - D1		58.097	121.5	1:17.768	3:03.264	67.39	41.753	16:02:29.369
2 - D1	54.876	1:51.402	62.2	1:12.721	3:58.999	51.67	1:37.488	16:06:28.368
3 - D1	54.662	1:31.774	63.9	1:24.788	3:51.224	53.41	1:29.713	16:10:19.592
4 - D1	47.154	1:33.662	85.5	1:22.387	3:43.203	55.33	1:21.692	16:14:02.795
5 - D1	48.936	1:25.525	99.4	1:02.437	3:16.898	62.72	55.387	16:17:19.693
6 - D1	32.742	55.846	144.3	59.004	2:27.592	83.68	6.081	16:19:47.285
7 - D1	31.454	56.350	143.3	59.309	2:27.113	83.95	5.602	16:22:14.398
8 - D1	31.993	56.083	142.7	59.159	2:27.235	83.88	5.724	16:24:41.633
9 - D1	31.577	56.451	143.0	IN PIT	2:32.510	P 80.98	10.999	16:27:14.143
10 - D2	OUTLAP	54.556	143.3	56.764	3:56.844	52.14	1:35.333	16:31:10.987
11 - D2	30.587	54.497	143.3	56.427	2:21.511 (1)	87.27		16:33:32.498
12 - D2	30.648	54.548	143.3	56.439	2:21.635 (2)	87.20	0.124	16:35:54.133
13 - D2	30.895	54.936	143.7	56.822	2:22.653	86.58	1.142	16:38:16.786
14 - D2	30.538	54.587	144.0	56.791	2:21.916 (3)	87.02	0.405	16:40:38.702
15 - D2	30.707	54.508	143.3	57.051	2:22.266	86.81	0.755	16:43:00.968
16 - D2	31.381	54.905	144.3	56.872	2:23.158	86.27	1.647	16:45:24.126
17 - D2	30.707	54.870	144.0	57.221	2:22.798	86.49	1.287	16:47:46.924
18 - D2	30.715	54.493	144.3	56.997	2:22.205	86.85	0.694	16:50:09.129
19 - D2	30.731	55.030	144.3	57.051	2:22.812	86.48	1.301	16:52:31.941
20 - D2	30.712	1:02.568	58.5	1:22.262	2:55.542	70.35	34.031	16:55:27.483
21 - D2	55.976	1:30.540	66.7	1:14.888	3:41.404	55.78	1:19.893	16:59:08.887
22 - D2	31.864	59.136	145.2	57.471	2:28.471	83.18	6.960	17:01:37.358

P26 24 Am/Am M1GT Racing				Audi RS-8 LMS - Tampa Bay Jaw Surgery / Surgery Centres of .				
IDEAL LAP TIME : 2:12.408		BEST LAP TIME : 2:12.629		DIFFERENCE : 0.221				
D1: Lars VILJOEN		D2: Walt BOWLIN						
LAP	SECTOR 1	SECTOR 2	SECTOR 3	LAP TIME	MPH	DIFF	TIME OF DAY	
1 - D1		52.621	83.2	1:24.521	2:49.986	72.65	37.357	16:02:16.091
2 - D1	53.722	1:47.677	70.0	1:15.738	3:57.137	52.08	1:44.508	16:06:13.228
3 - D1	54.854	1:25.360	46.2	1:24.602	3:44.816	54.93	1:32.187	16:09:58.044
4 - D1	52.654	1:32.119	61.9	1:21.184	3:45.957	54.66	1:33.328	16:13:44.001
5 - D1	51.528	1:25.039	82.1	1:12.274	3:28.841	59.14	1:16.212	16:17:12.842
6 - D1	28.718	52.151	148.7	IN PIT	2:18.877	P 88.93	6.248	16:19:31.719
7 - D1	OUTLAP	51.140	156.4	53.923	2:36.748	78.79	24.119	16:22:08.467
8 - D1	28.503	50.548	156.0	53.578	2:12.629 (1)	93.12		16:24:21.096
9 - D1	28.376	51.242	155.7	53.828	2:13.446 (2)	92.55	0.817	16:26:34.542
10 - D1	28.282	50.894	156.4	IN PIT	2:16.320	P 90.60	3.691	16:28:50.862
11 - D2	OUTLAP	52.972	150.1	56.936	3:43.913	55.15	1:31.284	16:32:34.775
12 - D2	29.473	52.130	155.7	55.145	2:16.748	90.31	4.119	16:34:51.523
13 - D2	29.448	52.117	155.3	55.591	2:17.156	90.05	4.527	16:37:08.679
14 - D2	29.194	51.841	153.2	54.497	2:15.532 (3)	91.12	2.903	16:39:24.211
15 - D2	28.888	53.388	147.8	56.177	2:18.453	89.20	5.824	16:41:42.664
16 - D2	29.071	53.050	141.8	57.001	2:19.122	88.77	6.493	16:44:01.786
17 - D2	29.316	2:13.924	138.6	58.209	3:41.449	55.77	1:28.820	16:47:43.235
18 - D2	30.422	53.629	147.8	56.531	2:20.582	87.85	7.953	16:50:03.817
19 - D2	29.676	53.566	155.7	56.055	2:19.297	88.66	6.668	16:52:23.114
20 - D2	29.608	1:09.221	53.1	1:23.195	3:02.024	67.85	49.395	16:55:25.138
21 - D2	55.955	1:29.452	53.0	1:17.120	3:42.527	55.50	1:29.898	16:59:07.665
22 - D2	32.624	56.558	131.8	1:00.562	2:29.744	82.48	17.115	17:01:37.409

Weather / Track : Sunny / Dry

Circuit of the Americas

Circuit Length = 3.4308 miles

Start: 15:59 Flag 17:01 End: 17:05

Grand Prix of Texas

SprintX

ROUND 9 - Saturday September 2nd 2017 - SECTOR ANALYSIS

SECTOR 1 = FL to I1, SECTOR 2 = I1 to I2, SECTOR 3 = I2 to FL, DIFF = Difference To Personal Best Lap, P = Crossed Finish Line in Pit Lane, D = Time Disallowed

P27 019 Am/Am Stephen Cameron Racing				BMW M3 E46 - ART RACING				
IDEAL LAP TIME : 2:22.254		BEST LAP TIME : 2:22.723		DIFFERENCE : 0.469				
D1: Aristotle BALOGH		D2: Greg LIEFOOGHE						
LAP	SECTOR 1	SECTOR 2	SECTOR 3	LAP TIME	MPH	DIFF	TIME OF DAY	
1 - D1		58.644	121.5	1:17.512	3:02.319	67.74	39.596	16:02:28.424
2 - D1	55.022	1:51.556	68.8	1:12.648	3:59.226	51.62	1:36.503	16:06:27.650
3 - D1	54.823	1:31.634	63.3	1:24.718	3:51.175	53.42	1:28.452	16:10:18.825
4 - D1	47.482	1:33.610	81.4	1:22.134	3:43.226	55.32	1:20.503	16:14:02.051
5 - D1	48.918	1:25.547	95.1	1:02.474	3:16.939	62.71	54.216	16:17:18.990
6 - D1	30.958	55.785	145.8	58.356	2:25.099	85.12	2.376	16:19:44.089
7 - D1	30.890	54.680	145.8	58.473	2:24.043	85.74	1.320	16:22:08.132
8 - D1	31.027	54.927	145.2	58.833	2:24.787	85.30	2.064	16:24:32.919
9 - D1	30.933	55.350	146.2	57.875	2:24.158	85.67	1.435	16:26:57.077
10 - D1	31.001	56.108	142.1	IN PIT	2:29.725	P 82.49	7.002	16:29:26.802
11 - D2	OUTLAP	54.852	143.7	57.212	3:46.919	54.42	1:24.196	16:33:13.721
12 - D2	30.805	54.625	135.8	57.594	2:23.024	(3) 86.35	0.301	16:35:36.745
13 - D2	30.508	54.551	141.5	57.966	2:23.025	86.35	0.302	16:37:59.770
14 - D2	30.891	55.337	140.3	57.490	2:23.718	85.93	0.995	16:40:23.488
15 - D2	30.532	54.595	142.4	57.596	2:22.723	(1) 86.53		16:42:46.211
16 - D2	30.711	54.923	141.8	57.518	2:23.152	86.27	0.429	16:45:09.363
17 - D2	31.336	55.105	140.9	57.535	2:23.976	85.78	1.253	16:47:33.339
18 - D2	30.761	54.534	140.3	57.880	2:23.175	86.26	0.452	16:49:56.514
19 - D2	30.729	54.612	139.8	57.658	2:22.999	(2) 86.37	0.276	16:52:19.513
20 - D2	30.869	1:10.336	56.9	1:22.928	3:04.133	67.07	41.410	16:55:23.646
21 - D2	56.594	1:29.490	55.4	1:17.250	3:43.334	55.30	1:20.611	16:59:06.980
22 - D2	33.805	1:09.826	128.5	58.373	2:42.004	76.23	19.281	17:01:48.984

P28 03 Am/Am TRG				Aston Martin Vantage GT4 - Mobtbah Store / LaSalle Solutions/A				
IDEAL LAP TIME : 2:19.386		BEST LAP TIME : 2:19.772		DIFFERENCE : 0.386				
D1: Craig LYONS		D2: Kris WILSON						
LAP	SECTOR 1	SECTOR 2	SECTOR 3	LAP TIME	MPH	DIFF	TIME OF DAY	
1 - D2		55.005	111.8	1:20.066	3:01.639	67.99	41.867	16:02:27.744
2 - D2	54.926	1:51.179	65.2	1:13.127	3:59.232	51.62	1:39.460	16:06:26.976
3 - D2	54.901	1:31.409	66.1	1:24.799	3:51.109	53.44	1:31.337	16:10:18.085
4 - D2	47.526	1:33.812	84.2	1:21.740	3:43.078	55.36	1:23.306	16:14:01.163
5 - D2	49.226	1:25.745	100.7	1:01.899	3:16.870	62.73	57.098	16:17:18.033
6 - D2	30.225	53.724	146.5	55.983	2:19.932	(2) 88.26	0.160	16:19:37.965
7 - D2	30.108	53.963	139.2	56.156	2:20.227	88.07	0.455	16:21:58.192
8 - D2	29.988	53.418	146.8	56.366	2:19.772	(1) 88.36		16:24:17.964
9 - D2	30.258	53.908	147.1	56.072	2:20.238	88.07	0.466	16:26:38.202
10 - D2	30.001	53.922	145.2	56.125	2:20.048	(3) 88.19	0.276	16:28:58.250
11 - D2	30.151	53.898	143.0	56.012	2:20.061	88.18	0.289	16:31:18.311
12 - D2	29.985	54.567	137.7	IN PIT	2:25.483	P 84.89	5.711	16:33:43.794
13 - D1	OUTLAP	55.758	147.4	59.219	4:16.014	48.24	1:56.242	16:37:59.808
14 - D1	31.910	56.352	148.1	58.105	2:26.367	84.38	6.595	16:40:26.175
15 - D1	32.400	55.711	145.2	57.619	2:25.730	84.75	5.958	16:42:51.905
16 - D1	30.828	54.574	147.1	58.386	2:23.788	85.89	4.016	16:45:15.693
17 - D1	30.623	54.840	148.4	57.420	2:22.883	86.44	3.111	16:47:38.576
18 - D1	30.810	55.179	149.4	57.618	2:23.607	86.00	3.835	16:50:02.183
19 - D1	30.700	55.594	150.1	58.069	2:24.363	85.55	4.591	16:52:26.546
20 - D1	30.388	1:07.100	56.5	1:22.544	3:00.032	68.60	40.260	16:55:26.578
21 - D1	56.043	1:30.144	59.7	1:15.837	3:42.024	55.62	1:22.252	16:59:08.602

Weather / Track : Sunny / Dry

Circuit of the Americas

Circuit Length = 3.4308 miles

Start: 15:59 Flag 17:01 End: 17:05

Grand Prix of Texas

SprintX

ROUND 9 - Saturday September 2nd 2017 - SECTOR ANALYSIS

SECTOR 1 = FL to I1, SECTOR 2 = I1 to I2, SECTOR 3 = I2 to FL, DIFF = Difference To Personal Best Lap, P = Crossed Finish Line in Pit Lane, D = Time Disallowed

P29 16 Pro/Am Wright Motorsports				Porsche 911 GT3 R - Wright Motorsports				
IDEAL LAP TIME : 2:08.116		BEST LAP TIME : 2:08.341		DIFFERENCE : 0.225				
D1: Michael SCHEIN		D2: Jan HEYLEN						
LAP	SECTOR 1	SECTOR 2	SECTOR 3	LAP TIME	MPH	DIFF	TIME OF DAY	
1 - D1		53.156	97.5	1:23.692	2:49.282	72.96	40.941	16:02:15.387
2 - D1	53.613	1:47.068	73.4	1:16.605	3:57.286	52.05	1:48.945	16:06:12.673
3 - D1	54.620	1:25.423	46.9	1:24.109	3:44.152	55.10	1:35.811	16:09:56.825
4 - D1	53.043	1:31.612	49.5	1:21.732	3:46.387	54.55	1:38.046	16:13:43.212
5 - D1	51.173	1:25.542	84.5	1:12.374	3:29.089	59.07	1:20.748	16:17:12.301
6 - D1	28.396	50.259	151.4	53.561	2:12.216	93.41	3.875	16:19:24.517
7 - D1	27.619	49.912	153.2	53.215	2:10.746	94.46	2.405	16:21:35.263
8 - D1	27.348	49.666	159.7	52.533	2:09.547	95.33	1.206	16:23:44.810
9 - D1	27.590	49.696	158.2	IN PIT	2:13.863	P 92.26	5.522	16:25:58.673
10 - D2	OUTLAP	49.834	156.7	51.761	3:30.420	58.69	1:22.079	16:29:29.093
11 - D2	27.288	49.334	157.1	51.797	2:08.419	(2) 96.17	0.078	16:31:37.512
12 - D2	27.289	49.153	158.6	51.899	2:08.341	(1) 96.23		16:33:45.853
13 - D2	27.831	49.067	159.0	52.179	2:09.077	(3) 95.68	0.736	16:35:54.930
14 - D2	27.662	49.410	160.1	52.305	2:09.377	95.46	1.036	16:38:04.307
15 - D2	27.874	51.653	159.7	52.707	2:12.234	93.40	3.893	16:40:16.541
16 - D2	27.602	49.293	159.4	52.225	2:09.120	95.65	0.779	16:42:25.661
17 - D2	27.529	49.612	159.0	52.155	2:09.296	95.52	0.955	16:44:34.957
18 - D2	27.627	49.713	159.0	52.300	2:09.640	95.27	1.299	16:46:44.597
19 - D2	27.584	50.113	159.0	52.398	2:10.095	94.93	1.754	16:48:54.692
20 - D2	27.504	49.406	160.1	57.344	2:14.254	91.99	5.913	16:51:08.946

P30 44 Pro/Am Magnus Racing				Audi RS 8 LMS -				
IDEAL LAP TIME : 2:08.331		BEST LAP TIME : 2:10.090		DIFFERENCE : 1.759				
D1: John POTTER		D2: Marco SEEFRIED						
LAP	SECTOR 1	SECTOR 2	SECTOR 3	LAP TIME	MPH	DIFF	TIME OF DAY	
1 - D1		53.083	91.6	1:24.725	2:50.861	72.28	40.771	16:02:16.966
2 - D1	53.895	1:47.835	64.7	1:15.608	3:57.338	52.03	1:47.248	16:06:14.304
3 - D1	54.555	1:25.735	45.7	1:24.366	3:44.656	54.97	1:34.566	16:09:58.960
4 - D1	52.520	1:32.501	64.4	1:20.936	3:45.957	54.66	1:35.867	16:13:44.917
5 - D1	51.411	1:25.376	95.4	1:11.570	3:28.357	59.27	1:18.267	16:17:13.274
6 - D1	29.862	51.697	157.1	54.100	2:15.659	(3) 91.04	5.569	16:19:28.933
7 - D1	28.281	50.874	156.4	52.322	2:11.477	(2) 93.93	1.387	16:21:40.410
8 - D1	28.024	49.853	156.7	52.213	2:10.090	(1) 94.94		16:23:50.500
9 - D1	27.994	50.237	156.0	IN PIT	2:15.194	P 91.35	5.104	16:26:05.694
10 - D2	OUTLAP	49.709	156.0	51.361	3:29.497	58.95	1:19.407	16:29:35.191
11 - D2	27.534	49.436	156.4	IN PIT	2:18.342	P 89.27	8.252	16:31:53.533

Weather / Track : Sunny / Dry

Circuit of the Americas
 Circuit Length = 3.4308 miles
 Start: 15:59 Flag 17:01 End: 17:05

Grand Prix of Texas

SprintX

ROUND 9 - Saturday September 2nd 2017 - PIT STOP ANALYSIS

P1	31 Pro/Pro	TR3 Racing						Ferrari 488 GT3
D1: Daniel MANCINELLI	Total Stint: 12 Laps - 33:39.703 (54.41%)							Best Lap: 2:07.364 On Lap 10 @ 96.97 mph
D2: Niccolo SCHIRO	Total Stint: 12 Laps - 28:12.475 (45.59%)							Best Lap: 2:08.577 On Lap 15 @ 96.05 mph
STOP	IN TIME	DRIVER IN	STINT TIME	STOP TIME	TOTAL STOP TIME	OUT TIME	DRIVER OUT	
1 -	16:32:04.147	Daniel MANCINELLI	32:38.042	1:01.661	1:01.661	16:33:05.808	Niccolo SCHIRO	
-	Finish	Niccolo SCHIRO	28:12.475					

P2	3 Pro/Pro	Cadillac Racing						Cadillac ATS-V.R
D1: Ricky TAYLOR	Total Stint: 12 Laps - 33:38.240 (54.34%)							Best Lap: 2:07.949 On Lap 8 @ 96.52 mph
D2: Johnny O'CONNELL	Total Stint: 12 Laps - 28:16.096 (45.66%)							Best Lap: 2:09.426 On Lap 18 @ 95.42 mph
STOP	IN TIME	DRIVER IN	STINT TIME	STOP TIME	TOTAL STOP TIME	OUT TIME	DRIVER OUT	
1 -	16:32:03.583	Ricky TAYLOR	32:37.478	1:00.762	1:00.762	16:33:04.345	Johnny O'CONNELL	
-	Finish	Johnny O'CONNELL	28:16.096					

P3	99 Pro/Pro	Gainsco/Bob Stallings Racing						Porsche 911 GT3 R
D1: Jon FOGARTY	Total Stint: 12 Laps - 33:46.134 (54.54%)							Best Lap: 2:08.949 On Lap 8 @ 95.78 mph
D2: Wolf HENZLER	Total Stint: 12 Laps - 28:08.527 (45.46%)							Best Lap: 2:09.285 On Lap 14 @ 95.53 mph
STOP	IN TIME	DRIVER IN	STINT TIME	STOP TIME	TOTAL STOP TIME	OUT TIME	DRIVER OUT	
1 -	16:32:10.964	Jon FOGARTY	32:44.859	1:01.275	1:01.275	16:33:12.239	Wolf HENZLER	
-	Finish	Wolf HENZLER	28:08.527					

P4	9 Pro/Pro	K-PAX Racing						McLaren 650S GT3
D1: Alvaro PARENTE	Total Stint: 9 Laps - 27:15.917 (44.02%)							Best Lap: 2:08.984 On Lap 8 @ 95.75 mph
D2: Ben BARNICOAT	Total Stint: 15 Laps - 34:40.183 (55.98%)							Best Lap: 2:09.112 On Lap 11 @ 95.66 mph
STOP	IN TIME	DRIVER IN	STINT TIME	STOP TIME	TOTAL STOP TIME	OUT TIME	DRIVER OUT	
1 -	16:25:41.802	Alvaro PARENTE	26:15.697	1:00.220	1:00.220	16:26:42.022	Ben BARNICOAT	
-	Finish	Ben BARNICOAT	34:40.183					

P5	2 Pro/Pro	CRP Racing						Mercedes AMG GT3
D1: Daniel MORAD	Total Stint: 12 Laps - 33:29.206 (54.05%)							Best Lap: 2:07.966 On Lap 8 @ 96.51 mph
D2: Ryan DALZIEL	Total Stint: 12 Laps - 27:55.528 (45.07%)							Best Lap: 2:08.504 On Lap 15 @ 96.11 mph
STOP	IN TIME	DRIVER IN	STINT TIME	STOP TIME	TOTAL STOP TIME	OUT TIME	DRIVER OUT	
1 -	16:27:46.576	Daniel MORAD	28:20.471	32.594	32.594	16:28:19.170	Daniel MORAD	
2 -	16:32:27.210	Daniel MORAD	4:08.040	1:00.695	1:33.289	16:33:27.905	Ryan DALZIEL	
-	Finish	Ryan DALZIEL	27:55.528					

P6	8 Pro/Pro	Cadillac Racing						Cadillac ATS-V.R
D1: Michael COOPER	Total Stint: 11 Laps - 31:33.234 (50.93%)							Best Lap: 2:08.673 On Lap 8 @ 95.98 mph
D2: Jordan TAYLOR	Total Stint: 13 Laps - 30:24.266 (49.07%)							Best Lap: 2:09.318 On Lap 13 @ 95.50 mph
STOP	IN TIME	DRIVER IN	STINT TIME	STOP TIME	TOTAL STOP TIME	OUT TIME	DRIVER OUT	
1 -	16:29:58.619	Michael COOPER	30:32.514	1:00.720	1:00.720	16:30:59.339	Jordan TAYLOR	
-	Finish	Jordan TAYLOR	30:24.266					

P7	93 Pro/Pro	RealTime Racing						Acura NSX GT3
D1: Peter KOX	Total Stint: 15 Laps - 42:32.247 (68.61%)							Best Lap: 2:09.604 On Lap 9 @ 95.29 mph
D2: Mark WILKINS	Total Stint: 9 Laps - 18:34.972 (29.97%)							Best Lap: 2:09.581 On Lap 14 @ 95.31 mph
STOP	IN TIME	DRIVER IN	STINT TIME	STOP TIME	TOTAL STOP TIME	OUT TIME	DRIVER OUT	
1 -	16:30:09.510	Peter KOX	30:43.405	1:00.283	1:00.283	16:31:09.793	Mark WILKINS	
-	Finish	Mark WILKINS	0.000					

P8	58 Pro/Pro	Wright Motorsports						Porsche 911 GT3 R
D1: Patrick LONG	Total Stint: 12 Laps - 33:43.046 (54.38%)							Best Lap: 2:08.406 On Lap 8 @ 96.18 mph
D2: Joerg BERGMEISTER	Total Stint: 12 Laps - 27:44.354 (44.74%)							Best Lap: 2:07.547 On Lap 16 @ 96.83 mph
STOP	IN TIME	DRIVER IN	STINT TIME	STOP TIME	TOTAL STOP TIME	OUT TIME	DRIVER OUT	
1 -	16:25:47.199	Patrick LONG	26:21.094	32.811	32.811	16:26:20.010	Patrick LONG	

Weather / Track : Sunny / Dry

Circuit of the Americas
 Circuit Length = 3.4308 miles
 Start: 15:59 Flag 17:01 End: 17:05

Grand Prix of Texas

SprintX

ROUND 9 - Saturday September 2nd 2017 - PIT STOP ANALYSIS

2- 16:32:37.959 Patrick LONG 6:17.949 1:04.003 1:36.814 16:33:41.962 Joerg BERGMEISTER
 - Finish Joerg BERGMEISTER 27:44.354

P9 43 Pro/Pro RealTime Racing				Acura NSX GT3			
D1: Ryan EVERSLEY		Total Stint: 12 Laps - 33:46.985 (54.46%)		Best Lap: 2:09.075 On Lap 9 @ 95.68 mph			
D2: Tom DYER		Total Stint: 12 Laps - 27:42.095 (44.66%)		Best Lap: 2:09.813 On Lap 14 @ 95.14 mph			
STOP	IN TIME	DRIVER IN	STINT TIME	STOP TIME	TOTAL STOP TIME	OUT TIME	DRIVER OUT
1 -	16:32:13.132	Ryan EVERSLEY	32:47.027	59.958	59.958	16:33:13.090	Tom DYER
2 -	16:43:57.294	Tom DYER	10:44.204	32.864	1:32.822	16:44:30.158	Tom DYER
-	Finish	Tom DYER	16:57.891				

P10 4 Pro/Pro Magnus Racing				Audi RS 8 LMS			
D1: Pierre KAFFER		Total Stint: 13 Laps - 35:56.245 (57.92%)		Best Lap: 2:08.500 On Lap 12 @ 96.11 mph			
D2: Spencer PUMPELLY		Total Stint: 11 Laps - 25:34.178 (41.21%)		Best Lap: 2:08.323 On Lap 17 @ 96.24 mph			
STOP	IN TIME	DRIVER IN	STINT TIME	STOP TIME	TOTAL STOP TIME	OUT TIME	DRIVER OUT
1 -	16:21:29.423	Pierre KAFFER	22:03.318	32.256	32.256	16:22:01.679	Pierre KAFFER
2 -	16:34:51.344	Pierre KAFFER	12:49.665	1:03.262	1:35.518	16:35:54.606	Spencer PUMPELLY
-	Finish	Spencer PUMPELLY	25:34.178				

P11 14 Pro/Am GMG Racing				Porsche 911 GT3 R			
D1: James SOFRONAS		Total Stint: 9 Laps - 26:39.135 (42.95%)		Best Lap: 2:10.002 On Lap 8 @ 95.00 mph			
D2: Mathieu JAMINET		Total Stint: 15 Laps - 33:59.496 (54.78%)		Best Lap: 2:07.335 On Lap 11 @ 96.99 mph			
STOP	IN TIME	DRIVER IN	STINT TIME	STOP TIME	TOTAL STOP TIME	OUT TIME	DRIVER OUT
1 -	16:25:57.504	James SOFRONAS	26:31.399	1:32.114	1:32.114	16:27:29.618	Mathieu JAMINET
-	Finish	Mathieu JAMINET	33:59.496				

P12 6 Pro/Pro K-PAX Racing				McLaren 650S GT3			
D1: Bryan SELLERS		Total Stint: 10 Laps - 27:49.588 (44.83%)		Best Lap: 2:08.888 On Lap 8 @ 95.82 mph			
D2: Michael LEWIS		Total Stint: 14 Laps - 32:25.796 (52.25%)		Best Lap: 2:09.804 On Lap 12 @ 95.15 mph			
STOP	IN TIME	DRIVER IN	STINT TIME	STOP TIME	TOTAL STOP TIME	OUT TIME	DRIVER OUT
1 -	16:27:56.428	Bryan SELLERS	2:05.813	1:01.037	1:01.037	16:28:57.465	Michael LEWIS
2 -	16:44:12.367	Michael LEWIS	15:14.902	55.035	1:56.072	16:45:07.402	Michael LEWIS
-	Finish	Michael LEWIS	16:22.646				

P13 54 Pro/Am Black Swan Racing				Mercedes AMG GT3			
D1: Tim PAPPAS		Total Stint: 9 Laps - 25:36.977 (41.27%)		Best Lap: 2:10.657 On Lap 8 @ 94.52 mph			
D2: Jeroen BLEEKEMOLEN		Total Stint: 14 Laps - 32:36.583 (52.53%)		Best Lap: 2:07.916 On Lap 11 @ 96.55 mph			
STOP	IN TIME	DRIVER IN	STINT TIME	STOP TIME	TOTAL STOP TIME	OUT TIME	DRIVER OUT
1 -	16:25:56.855	Tim PAPPAS	2:07.200	1:30.893	1:30.893	16:27:27.748	Jeroen BLEEKEMOLEN
2 -	16:46:46.509	Jeroen BLEEKEMOLEN	2:06.192	33.223	2:04.116	16:47:19.732	Jeroen BLEEKEMOLEN
-	Finish	Jeroen BLEEKEMOLEN	14:10.962				

P14 82 Pro/Am McCann Racing				Audi RS-8 LMS			
D1: Michael MCCANN		Total Stint: 9 Laps - 28:38.223 (46.12%)		Best Lap: 2:15.418 On Lap 7 @ 91.20 mph			
D2: Mike SKEEN		Total Stint: 15 Laps - 33:26.934 (53.88%)		Best Lap: 2:08.469 On Lap 12 @ 96.13 mph			
STOP	IN TIME	DRIVER IN	STINT TIME	STOP TIME	TOTAL STOP TIME	OUT TIME	DRIVER OUT
1 -	16:26:21.470	Michael MCCANN	26:55.365	1:42.858	1:42.858	16:28:04.328	Mike SKEEN
-	Finish	Mike SKEEN	33:26.934				

P15 88 Pro/Pro Absolute Racing				Bentley Continental GT3			
D1: Vincent ABRIL		Total Stint: 17 Laps - 43:52.391 (70.57%)		Best Lap: 2:09.211 On Lap 8 @ 95.58 mph			
D2: Adderly FONG		Total Stint: 7 Laps - 16:44.109 (26.92%)		Best Lap: 2:10.223 On Lap 20 @ 94.84 mph			
STOP	IN TIME	DRIVER IN	STINT TIME	STOP TIME	TOTAL STOP TIME	OUT TIME	DRIVER OUT
1 -	16:19:22.813	Vincent ABRIL	19:56.708	33.992	33.992	16:19:56.805	Vincent ABRIL
2 -	16:32:51.126	Vincent ABRIL	12:54.321	59.802	1:33.794	16:33:50.928	Vincent ABRIL
3 -	16:40:23.031	Vincent ABRIL	6:32.103	33.894	2:07.688	16:40:56.925	Adderly FONG
-	Finish	Adderly FONG	16:20.568				

Weather / Track : Sunny / Dry

Circuit of the Americas
 Circuit Length = 3.4308 miles
 Start: 15:59 Flag 17:01 End: 17:05

Grand Prix of Texas

SprintX

ROUND 9 - Saturday September 2nd 2017 - PIT STOP ANALYSIS

P16	30 Am/Am	MOMO/NGT Motorsports	Ferrari 458 GT3				
D1: Henrique CISNEROS	Total Stint: 10 Laps - 30:20.571 (48.77%)		Best Lap: 2:11.312 On Lap 9 @ 94.05 mph				
D2: Peter LUDWIG	Total Stint: 14 Laps - 31:52.070 (51.23%)		Best Lap: 2:11.658 On Lap 15 @ 93.81 mph				
STOP	IN TIME	DRIVER IN	STINT TIME	STOP TIME	TOTAL STOP TIME	OUT TIME	DRIVER OUT
1 -	16:28:12.779	Henrique CISNEROS	28:46.674	1:33.897	1:33.897	16:29:46.676	Peter LUDWIG
-	Finish	Peter LUDWIG	31:52.070				

P17	75 Pro/Am	Always Evolving/AIM Autosport Nissan	Nissan GT-R Nismo GT3				
D1: Frank MONTECALVO	Total Stint: 11 Laps - 32:12.514 (51.48%)		Best Lap: 2:08.939 On Lap 8 @ 95.78 mph				
D2: Ricardo SANCHEZ	Total Stint: 13 Laps - 29:28.258 (47.11%)		Best Lap: 2:09.545 On Lap 13 @ 95.34 mph				
STOP	IN TIME	DRIVER IN	STINT TIME	STOP TIME	TOTAL STOP TIME	OUT TIME	DRIVER OUT
1 -	16:30:06.295	Frank MONTECALVO	30:40.190	1:32.324	1:32.324	16:31:38.619	Ricardo SANCHEZ
2 -	16:44:42.445	Ricardo SANCHEZ	13:03.826	52.894	2:25.218	16:45:35.339	Ricardo SANCHEZ
3 -	17:01:52.328	Ricardo SANCHEZ					

P18	55 Pro/Am	Dream Racing Motorsport	Lamborghini Huracan Super Trofeo				
D1: Yuki HARATA	Total Stint: 9 Laps - 28:34.047 (45.97%)		Best Lap: 2:15.870 On Lap 8 @ 90.90 mph				
D2: Alessandro BRESSAN	Total Stint: 14 Laps - 33:34.859 (54.03%)		Best Lap: 2:13.748 On Lap 12 @ 92.34 mph				
STOP	IN TIME	DRIVER IN	STINT TIME	STOP TIME	TOTAL STOP TIME	OUT TIME	DRIVER OUT
1 -	16:26:24.991	Yuki HARATA	26:58.886	1:35.161	1:35.161	16:28:00.152	Alessandro BRESSAN
-	Finish	Alessandro BRESSAN	33:34.859				

P19	18 Am/Am	R3 Motorsports	Ferrari Challenge				
D1: Conrad GRUNEWALD	Total Stint: 12 Laps - 33:41.943 (54.16%)		Best Lap: 2:14.378 On Lap 7 @ 91.91 mph				
D2: James WEILAND	Total Stint: 11 Laps - 27:03.765 (43.49%)		Best Lap: 2:18.778 On Lap 15 @ 88.99 mph				
STOP	IN TIME	DRIVER IN	STINT TIME	STOP TIME	TOTAL STOP TIME	OUT TIME	DRIVER OUT
1 -	16:33:00.522	Conrad GRUNEWALD	33:34.417	1:35.363	1:35.363	16:34:35.885	James WEILAND
-	Finish	James WEILAND	27:03.765				

P20	23 Am/Am	M1GT Racing	Audi R8 LMS Ultra				
D1: Jason BELL	Total Stint: 12 Laps - 35:26.715 (56.96%)		Best Lap: 2:12.587 On Lap 8 @ 93.15 mph				
D2: James DAYSON	Total Stint: 11 Laps - 26:47.177 (43.04%)		Best Lap: 2:15.340 On Lap 17 @ 91.25 mph				
STOP	IN TIME	DRIVER IN	STINT TIME	STOP TIME	TOTAL STOP TIME	OUT TIME	DRIVER OUT
1 -	16:32:50.322	Jason BELL	33:24.217	2:02.498	2:02.498	16:34:52.820	James DAYSON
-	Finish	James DAYSON	26:47.177				

P21	90 Am/Am	Autometrics Motorsports	Porsche 911 GT3 Cup				
D1: Cory FRIEDMAN	Total Stint: 11 Laps - 33:05.205 (53.15%)		Best Lap: 2:15.930 On Lap 7 @ 90.86 mph				
D2: Joe TOUSSAINT	Total Stint: 12 Laps - 28:35.991 (45.94%)		Best Lap: 2:19.373 On Lap 19 @ 88.61 mph				
STOP	IN TIME	DRIVER IN	STINT TIME	STOP TIME	TOTAL STOP TIME	OUT TIME	DRIVER OUT
1 -	16:30:53.481	Cory FRIEDMAN	31:27.376	1:37.829	1:37.829	16:32:31.310	Joe TOUSSAINT
2 -	16:46:31.995	Joe TOUSSAINT	14:00.685	33.982	2:11.811	16:47:05.977	Joe TOUSSAINT
-	Finish	Joe TOUSSAINT	14:35.306				

P22	95 Pro/Am	Tool Racing	Porsche 911 GT3 Cup				
D1: Erich JOINER	Total Stint: 8 Laps - 26:20.806 (42.31%)		Best Lap: 2:17.996 On Lap 7 @ 89.50 mph				
D2: Andy LEE	Total Stint: 15 Laps - 34:48.569 (55.9%)		Best Lap: 2:14.359 On Lap 10 @ 91.92 mph				
STOP	IN TIME	DRIVER IN	STINT TIME	STOP TIME	TOTAL STOP TIME	OUT TIME	DRIVER OUT
1 -	16:24:10.454	Erich JOINER	24:44.349	1:36.457	1:36.457	16:25:46.911	Andy LEE
2 -	16:50:34.143	Andy LEE	24:47.232	33.568	2:10.025	16:51:07.711	Andy LEE
3 -	16:53:15.570	Andy LEE	2:07.859	33.409	2:43.434	16:53:48.979	Andy LEE
-	Finish	Andy LEE	7:53.478				

P23	04 Am/Am	De La Torre Racing	Aston Martin Vantage GT3				
D1: Jorge DE LA TORRE	Total Stint: 11 Laps - 29:51.306 (47.94%)		Best Lap: 2:13.824 On Lap 7 @ 92.29 mph				
D2: Ate DE JONG	Total Stint: 12 Laps - 30:40.538 (49.26%)		Best Lap: 2:16.743 On Lap 15 @ 90.32 mph				
STOP	IN TIME	DRIVER IN	STINT TIME	STOP TIME	TOTAL STOP TIME	OUT TIME	DRIVER OUT

Circuit of the Americas
 Circuit Length = 3.4308 miles
 Start: 15:59 Flag 17:01 End: 17:05

Grand Prix of Texas

SprintX

ROUND 9 - Saturday September 2nd 2017 - PIT STOP ANALYSIS

1 -	16:02:55.947	Jorge DE LA TORRE	3:29.842	1:48.109	1:48.109	16:04:44.056	Jorge DE LA TORRE
2 -	16:30:49.096	Jorge DE LA TORRE	26:05.040	1:52.125	3:40.234	16:32:41.221	Ate DE JONG
-	Finish	Ate DE JONG	29:01.240				

P24	09 Am/Am	TRG-AMR	Aston Martin Vantage GT4				
D1: Sean GIBBONS	Total Stint: 9 Laps - 27:32.558 (44.2%)		Best Lap: 2:23.469 On Lap 7 @ 86.08 mph				
D2: Derek DeBOER	Total Stint: 14 Laps - 33:16.661 (53.41%)		Best Lap: 2:21.230 On Lap 16 @ 87.45 mph				
STOP	IN TIME	DRIVER IN	STINT TIME	STOP TIME	TOTAL STOP TIME	OUT TIME	DRIVER OUT
1 -	16:26:50.852	Sean GIBBONS	27:24.747	1:37.162	1:37.162	16:28:28.014	Derek DeBOER
-	Finish	Derek DeBOER	33:16.661				

P25	47 Am/Am	NOLAsport	Porsche Cayman GT4 Clubsport MR				
D1: Mike VESS	Total Stint: 9 Laps - 29:27.276 (47.36%)		Best Lap: 2:27.113 On Lap 7 @ 83.95 mph				
D2: Jason HART	Total Stint: 13 Laps - 32:43.977 (52.64%)		Best Lap: 2:21.511 On Lap 11 @ 87.27 mph				
STOP	IN TIME	DRIVER IN	STINT TIME	STOP TIME	TOTAL STOP TIME	OUT TIME	DRIVER OUT
1 -	16:27:05.555	Mike VESS	27:39.450	1:47.826	1:47.826	16:28:53.381	Jason HART
-	Finish	Jason HART	32:43.977				

P26	24 Am/Am	M1GT Racing	Audi RS-8 LMS				
D1: Lars VILJOEN	Total Stint: 10 Laps - 28:57.660 (46.57%)		Best Lap: 2:12.629 On Lap 8 @ 93.12 mph				
D2: Walt BOWLIN	Total Stint: 12 Laps - 31:46.940 (51.11%)		Best Lap: 2:15.532 On Lap 14 @ 91.12 mph				
STOP	IN TIME	DRIVER IN	STINT TIME	STOP TIME	TOTAL STOP TIME	OUT TIME	DRIVER OUT
1 -	16:19:23.641	Lars VILJOEN	19:57.536	35.175	35.175	16:19:58.816	Lars VILJOEN
2 -	16:28:42.737	Lars VILJOEN	8:43.921	1:34.829	2:10.004	16:30:17.566	Walt BOWLIN
-	Finish	Walt BOWLIN	31:19.843				

P27	019 Am/Am	Stephen Cameron Racing	BMW M3 E46				
D1: Aristotle BALOGH	Total Stint: 10 Laps - 31:29.632 (50.49%)		Best Lap: 2:24.043 On Lap 7 @ 85.74 mph				
D2: Greg LIEFOOGHE	Total Stint: 12 Laps - 30:53.247 (49.51%)		Best Lap: 2:22.723 On Lap 15 @ 86.53 mph				
STOP	IN TIME	DRIVER IN	STINT TIME	STOP TIME	TOTAL STOP TIME	OUT TIME	DRIVER OUT
1 -	16:29:18.585	Aristotle BALOGH	29:52.480	1:37.152	1:37.152	16:30:55.737	Greg LIEFOOGHE
-	Finish	Greg LIEFOOGHE	30:53.247				

P28	03 Am/Am	TRG	Aston Martin Vantage GT4				
D1: Craig LYONS	Total Stint: 9 Laps - 23:31.189 (39.39%)		Best Lap: 2:22.883 On Lap 17 @ 86.44 mph				
D2: Kris WILSON	Total Stint: 12 Laps - 36:11.308 (60.61%)		Best Lap: 2:19.772 On Lap 8 @ 88.36 mph				
STOP	IN TIME	DRIVER IN	STINT TIME	STOP TIME	TOTAL STOP TIME	OUT TIME	DRIVER OUT
1 -	16:33:35.838	Kris WILSON	34:09.733	2:01.575	2:01.575	16:35:37.413	Craig LYONS
-	Finish	Craig LYONS	23:31.189				

P29	16 Pro/Am	Wright Motorsports	Porsche 911 GT3 R				
D1: Michael SCHEIN	Total Stint: 9 Laps - 27:57.379 (54.06%)		Best Lap: 2:09.547 On Lap 8 @ 95.33 mph				
D2: Jan HEYLEN	Total Stint: 11 Laps - 23:45.462 (45.94%)		Best Lap: 2:08.341 On Lap 12 @ 96.23 mph				
STOP	IN TIME	DRIVER IN	STINT TIME	STOP TIME	TOTAL STOP TIME	OUT TIME	DRIVER OUT
1 -	16:25:51.140	Michael SCHEIN	26:25.035	1:32.344	1:32.344	16:27:23.484	Jan HEYLEN
-	Finish	Jan HEYLEN	23:45.462				

P30	44 Pro/Am	Magnus Racing	Audi RS 8 LMS				
D1: John POTTER	Total Stint: 9 Laps - 28:03.540 (86.45%)		Best Lap: 2:10.090 On Lap 8 @ 94.94 mph				
D2: Marco SEEFRIED	Total Stint: 2 Laps - 4:16.374 (13.16%)						
STOP	IN TIME	DRIVER IN	STINT TIME	STOP TIME	TOTAL STOP TIME	OUT TIME	DRIVER OUT
1 -	16:25:58.030	John POTTER	26:31.925	1:31.615	1:31.615	16:27:29.645	Marco SEEFRIED
2 -	16:31:46.019	Marco SEEFRIED					

Grand Prix of Texas

SprintX

ROUND 9 - Saturday September 2nd 2017 - DRIVER STATISTICS

POS	NO	CL	PIC	TEAM / DRIVERS	CAR	LAPS	RACE TIME	%	BEST	ON	MPH
1	31	Pro/Prc	1	TR3 Racing	Ferrari 488 GT3 - Italian Shoemaker	24	1:01:52.178				
						12	33:39.703	54.41	2:07.364	10	96.97
						12	28:12.475	45.59	2:08.577	15	96.05
2	3	Pro/Prc	2	Cadillac Racing	Cadillac ATS-V.R - Cadillac	24	1:01:54.336				
						12	33:38.240	54.34	2:07.949	8	96.52
						12	28:16.096	45.66	2:09.426	18	95.42
3	99	Pro/Prc	3	Gainsco/Bob Stallings Racing	Porsche 911 GT3 R - Gainsco Auto Insurance	24	1:01:54.661				
						12	33:46.134	54.54	2:08.949	8	95.78
						12	28:08.527	45.46	2:09.285	14	95.53
4	9	Pro/Prc	4	K-PAX Racing	McLaren 650S GT3 -	24	1:01:56.100				
						9	27:15.917	44.02	2:08.984	8	95.75
						15	34:40.183	55.98	2:09.112	11	95.66
5	2	Pro/Prc	5	CRP Racing	Mercedes AMG GT3 - DeVilbiss/ Emkay	24	1:01:57.328				
						12	33:29.206	54.05	2:07.966	8	96.51
						12	27:55.528	45.07	2:08.504	15	96.11
6	8	Pro/Prc	6	Cadillac Racing	Cadillac ATS-V.R - Cadillac	24	1:01:57.500				
						11	31:33.234	50.93	2:08.673	8	95.98
						13	30:24.266	49.07	2:09.318	13	95.50
7	93	Pro/Prc	7	RealTime Racing	Acura NSX GT3 - Acura/ HPD/ RealTime	24	1:01:59.949				
						15	42:32.247	68.61	2:09.604	9	95.29
						9	18:34.972	29.97	2:09.581	14	95.31
8	58	Pro/Prc	8	Wright Motorsports	Porsche 911 GT3 R -	24	1:02:00.211				
						12	33:43.046	54.38	2:08.406	8	96.18
						12	27:44.354	44.74	2:07.547	16	96.83
9	43	Pro/Prc	9	RealTime Racing	Acura NSX GT3 - Acura/ HPD/ RealTime	24	1:02:01.944				
						12	33:46.985	54.46	2:09.075	9	95.68
						12	27:42.095	44.66	2:09.813	14	95.14
10	4	Pro/Prc	10	Magnus Racing	Audi RS 8 LMS -	24	1:02:02.679				
						13	35:56.245	57.92	2:08.500	12	96.11
						11	25:34.178	41.21	2:08.323	17	96.24
11	14	Pro/Am	1	GMG Racing	Porsche 911 GT3 R - GMG/ Spyder/ Mobil 1	24	1:02:03.009				
						9	26:39.135	42.95	2:10.002	8	95.00
						15	33:59.496	54.78	2:07.335	11	96.99
12	6	Pro/Prc	11	K-PAX Racing	McLaren 650S GT3 -	24	1:02:03.943				
						10	27:49.588	44.83	2:08.888	8	95.82
						14	32:25.796	52.25	2:09.804	12	95.15
13	54	Pro/Am	2	Black Swan Racing	Mercedes AMG GT3 -	24	1:02:04.589				
						9	25:36.977	41.27	2:10.657	8	94.52
						14	32:36.583	52.53	2:07.916	11	96.55
14	82	Pro/Am	3	McCann Racing	Audi RS-8 LMS - McCann Racing	24	1:02:05.157				
						9	28:38.223	46.12	2:15.418	7	91.20
						15	33:26.934	53.88	2:08.469	12	96.13
15	88	Pro/Prc	12	Absolute Racing	Bentley Continental GT3 - Absolute Racing/Bentley	24	1:02:10.294				
						17	43:52.391	70.57	2:09.211	8	95.58
						7	16:44.109	26.92	2:10.223	20	94.84
16	30	Am/Am	1	MOMO/NGT Motorsports	Ferrari 458 GT3 - Momo / Safecraft	24	1:02:12.641				
						10	30:20.571	48.77	2:11.312	9	94.05
						14	31:52.070	51.23	2:11.658	15	93.81
17	75	Pro/Am	4	Always Evolving/AIM Autosport Nissan	Nissan GT-R Nismo GT3 -	24	1:02:33.666				
						11	32:12.514	51.48	2:08.939	8	95.78
						13	29:28.258	47.11	2:09.545	13	95.34

Circuit of the Americas

Circuit Length = 3.4308 miles

Start: 15:59 Flag 17:01 End: 17:05

Weather / Track : Sunny / Dry

Grand Prix of Texas

SprintX

ROUND 9 - Saturday September 2nd 2017 - DRIVER STATISTICS

POS	NO	CL	PIC	TEAM / DRIVERS	CAR	LAPS	RACE TIME	%	BEST	ON	MPH
18	55	Pro/Am	1	Dream Racing Motorsport Yuki HARATA (JPN) Alessandro BRESSAN (ITA)	Lamborghini Huracan Super Trofeo -	23	1:02:08.906				
						9	28:34.047	45.97	2:15.870	8	90.90
						14	33:34.859	54.03	2:13.748	12	92.34
19	18	Am/Am	1	R3 Motorsports Conrad GRUNEWALD (USA) James WEILAND (USA)	Ferrari Challenge -	23	1:02:13.545				
						12	33:41.943	54.16	2:14.378	7	91.91
						11	27:03.765	43.49	2:18.778	15	88.99
20	23	Am/Am	2	M1GT Racing Jason BELL (USA) James DAYSON (CAN)	Audi R8 LMS Ultra - Tampa Bay Jaw Surgery/ Surg	23	1:02:13.892				
						12	35:26.715	56.96	2:12.587	8	93.15
						11	26:47.177	43.04	2:15.340	17	91.25
21	90	Am/Am	2	Autometrics Motorsports Cory FRIEDMAN (USA) Joe TOUSSAINT (USA)	Porsche 911 GT3 Cup - National Ability Center/ PRI	23	1:02:15.178				
						11	33:05.205	53.15	2:15.930	7	90.86
						12	28:35.991	45.94	2:19.373	19	88.61
22	95	Pro/Am	2	Tool Racing Erich JOINER (USA) Andy LEE (USA)	Porsche 911 GT3 Cup - Tool of North America	23	1:02:16.352				
						8	26:20.806	42.31	2:17.996	7	89.50
						15	34:48.569	55.90	2:14.359	10	91.92
23	04	Am/Am	3	De La Torre Racing Jorge DE LA TORRE (MEX) Ate DE JONG (DEU)	Aston Martin Vantage GT3 - Delgac	23	1:02:16.356				
						11	29:51.306	47.94	2:13.824	7	92.29
						12	30:40.538	49.26	2:16.743	15	90.32
24	09	Am/Am	1	TRG-AMR Sean GIBBONS (USA) Derek DeBOER (USA)	Aston Martin Vantage GT4 - Lasalle Solutions/Adob	23	1:02:18.570				
						9	27:32.558	44.20	2:23.469	7	86.08
						14	33:16.661	53.41	2:21.230	16	87.45
25	47	Am/Am	2	NOLAsport Mike VESS (USA) Jason HART (USA)	Porsche Cayman GT4 Clubsport MR -	22	1:02:11.253				
						9	29:27.276	47.36	2:27.113	7	83.95
						13	32:43.977	52.64	2:21.511	11	87.27
26	24	Am/Am	4	M1GT Racing Lars VILJOEN (GBR) Walt BOWLIN (USA)	Audi RS-8 LMS - Tampa Bay Jaw Surgery / Surgery	22	1:02:11.304				
						10	28:57.660	46.57	2:12.629	8	93.12
						12	31:46.940	51.11	2:15.532	14	91.12
27	019	Am/Am	3	Stephen Cameron Racing Aristotle BALOGH (USA) Greg LIEFOOGHE (USA)	BMW M3 E46 - ART RACING	22	1:02:22.879				
						10	31:29.632	50.49	2:24.043	7	85.74
						12	30:53.247	49.51	2:22.723	15	86.53
28	03	Am/Am	4	TRG Craig LYONS (USA) Kris WILSON (USA)	Aston Martin Vantage GT4 - Mobtiah Store / LaSalle	21	59:42.497				
						9	23:31.189	39.39	2:22.883	17	86.44
						12	36:11.308	60.61	2:19.772	8	88.36
29	16	Pro/Am	5	Wright Motorsports Michael SCHEIN (USA) Jan HEYLEN (BEL)	Porsche 911 GT3 R - Wright Motorsports	20	51:42.841				
						9	27:57.379	54.06	2:09.547	8	95.33
						11	23:45.462	45.94	2:08.341	12	96.23
30	44	Pro/Am	6	Magnus Racing John POTTER (USA) Marco SEEFRIED (DEU)	Audi RS 8 LMS -	11	32:27.428				
						9	28:03.540	86.45	2:10.090	8	94.94
						2	4:16.374	13.16		0	
31	77	Pro/Am	7	Calvert Dynamics Preston CALVERT (USA) Alec UDELL (USA)	Porsche 911 GT3 R - Calvert Dynamics/ Phoenix Pe	0					
						0	0.000	0.00		0	
						0	0.000	0.00		0	
32	017	Pro/Am	1	Case-it Racing Adam MERZON (USA) Trent HINDMAN (USA)	Porsche Cayman GT4 Clubsport MR - Case-it	0					
						0	0.000	0.00		0	
						0	0.000	0.00		0	

Circuit of the Americas

Circuit Length = 3.4308 miles

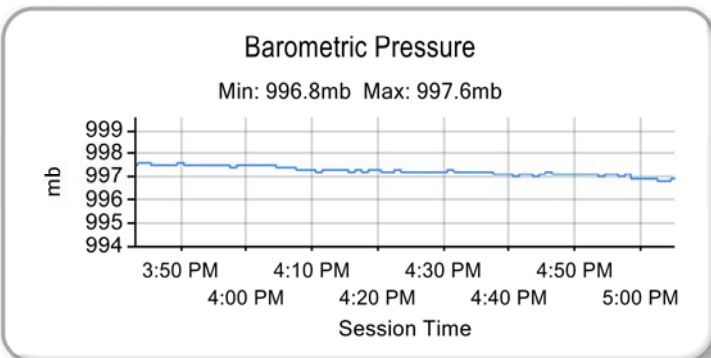
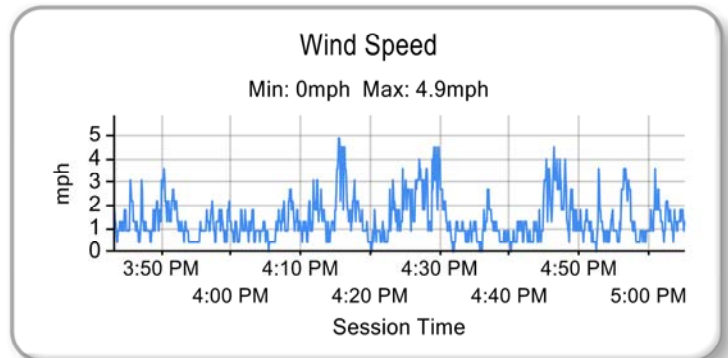
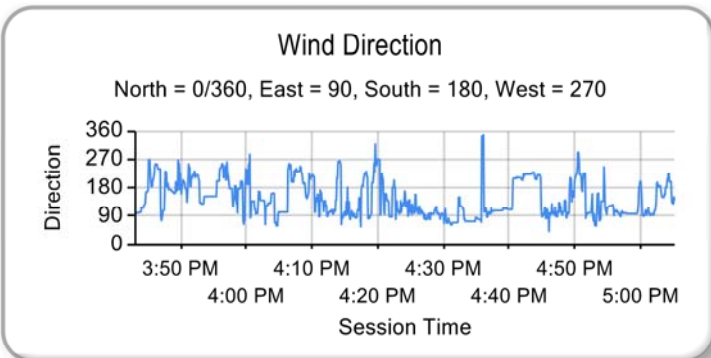
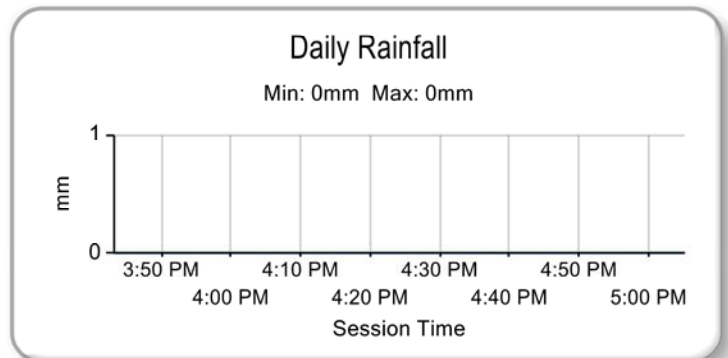
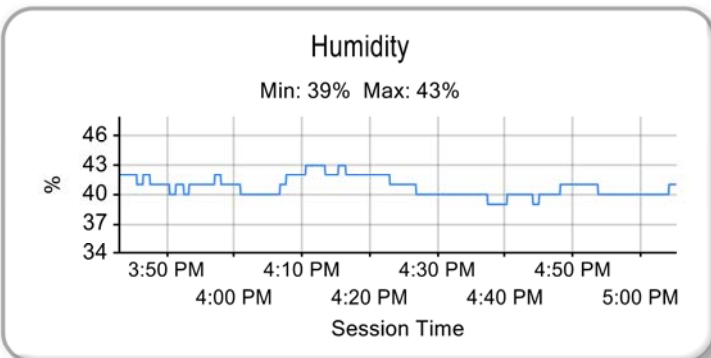
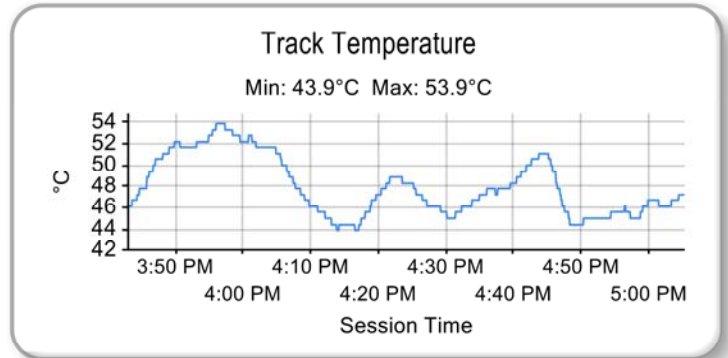
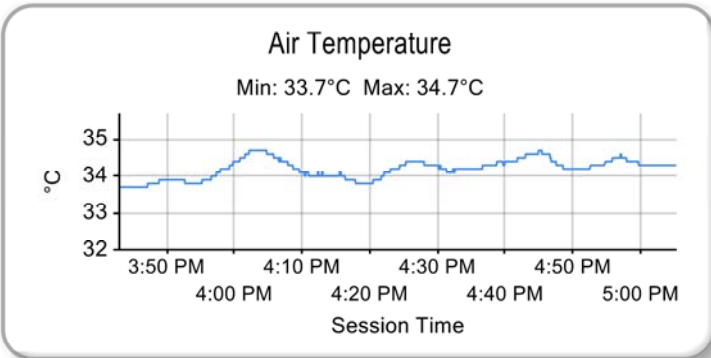
Start: 15:59 Flag 17:01 End: 17:05

Weather / Track : Sunny / Dry

Grand Prix of Texas

SprintX

ROUND 9 - Saturday September 2nd 2017 - WEATHER CONDITIONS



Weather / Track : Sunny / Dry

Results can be found at www.tsl-timing.com

Circuit of the Americas
Circuit Length = 3.4308 miles
Start: 15:59 Flag 17:01 End: 17:05

Printed - 17:30 Saturday, September 2, 2017

Grand Prix of Texas

SprintX

ROUND 10 - Sunday September 3rd 2017 - CLASSIFICATION - FINAL



POS	NO	GRP	CL	NAME	ENTRY	LAPS	TIME	GAP	DIFF	MPH	BEST	ON
1	2	GT	Pro/Pro	MORAD / DALZIEL	CRP Racing - Mercedes AMG GT3 - DeVilbiss/ Emkay - DeVilb	26	1:01:59.302			97.29	2:06.946	9
2	58	GT	Pro/Pro	LONG / BERGMEISTER	Wright Motorsports - Porsche 911 GT3 R - -	26	1:02:00.576	1.274	1.274	97.37	2:06.838	9
3	4	GT	Pro/Pro	KAFFER / PUMPELLY	Magnus Racing - Audi RS 8 LMS - -	26	1:02:26.461	27.159	25.885	96.77	2:07.625	11
4	9	GT	Pro/Pro	PARENTE / BARNICOAT	K-PAX Racing - McLaren 650S GT3 - -	26	1:02:29.304	30.002	2.843	96.31	2:08.235	10
5	6	GT	Pro/Pro	SELLERS / LEWIS	K-PAX Racing - McLaren 650S GT3 - -	26	1:02:36.069	36.767	6.765	96.56	2:07.908	7
6	43	GT	Pro/Pro	EVERSLEY / DYER	RealTime Racing - Acura NSX GT3 - Acura/ HPD/ RealTime - /	26	1:02:42.113	42.811	6.044	96.33	2:08.203	7
7	3	GT	Pro/Pro	TAYLOR / O'CONNELL	Cadillac Racing - Cadillac ATS-V.R - Cadillac - Cadillac	26	1:02:52.266	52.964	10.153	96.35	2:08.183	13
8	93	GT	Pro/Pro	KOX / WILKINS	RealTime Racing - Acura NSX GT3 - Acura/ HPD/ RealTime - /	26	1:02:55.015	55.713	2.749	96.11	2:08.501	8
9	99	GT	Pro/Pro	FOGARTY / HENZLER	Gainsco/Bob Stallings Racing - Porsche 911 GT3 R - Gainsco	26	1:02:59.705	1:00.403	4.690	96.67	2:07.752	8
10	14	GT	Pro/Am	SOFRONAS / JAMINET	GMG Racing - Porsche 911 GT3 R - GMG/ Spyder/ Mobil 1 - G	26	1:03:13.886	1:14.584	14.181	97.82	2:06.259	5
11	54	GT	Pro/Am	PAPPAS / BLEEKEMOLEN	Black Swan Racing - Mercedes AMG GT3 - -	26	1:03:14.366	1:15.064	0.480	97.23	2:07.019	11
12	16	GT	Pro/Am	SCHEIN / HEYLEN	Wright Motorsports - Porsche 911 GT3 R - Wright Motorsports	26	1:03:17.881	1:18.579	3.515	96.44	2:08.068	8
13	44	GT	Pro/Am	POTTER / SEEFRIED	Magnus Racing - Audi RS 8 LMS - -	26	1:03:37.576	1:38.274	19.695	96.47	2:08.023	8
14	77	GT	Pro/Am	CALVERT / UDELL	Calvert Dynamics - Porsche 911 GT3 R - Calvert Dynamics/ P	26	1:03:48.645	1:49.343	11.069	97.01	2:07.308	11
15	30	GT	Am/Am	CISNEROS / LUDWIG	MOMO/NGT Motorsports - Ferrari 458 GT3 - Momo / Safecraft	26	1:04:09.715	2:10.413	21.070	95.66	2:09.107	8
16	24	GT	Am/Am	VILJOEN / BOWLIN	M1GT Racing - Audi RS-8 LMS - Tampa Bay Jaw Surgery / St	25	1:02:19.400	1 Lap	1 Lap	94.20	2:11.100	12
17	82	GT	Pro/Am	MCCANN / SKEEN	McCann Racing - Audi RS-8 LMS - McCann Racing - McCann I	25	1:02:36.824	1 Lap	17.424	96.40	2:08.110	8
18	23	GT	Am/Am	BELL / DAYSON	M1GT Racing - Audi R8 LMS Ultra - Tampa Bay Jaw Surgery/	25	1:02:47.880	1 Lap	11.056	93.40	2:12.232	17
19	55	GT Cup	Pro/Am	HARATA / BRESSAN	Dream Racing Motorsport - Lamborghini Huracan Super Trofeo	25	1:03:01.340	1 Lap	13.460	93.19	2:12.522	9
20	95	GT Cup	Pro/Am	JOINER / LEE	Tool Racing - Porsche 911 GT3 Cup - Tool of North America - T	25	1:03:43.117	1 Lap	41.777	92.35	2:13.727	10
21	90	GT Cup	Am/Am	FRIEDMAN / TOUSSAINT	Autometrics Motorsports - Porsche 911 GT3 Cup - National Ab	25	1:03:44.110	1 Lap	0.993	90.73	2:16.120	12
22	18	GT Cup	Am/Am	GRUNEWALD / WEILAND	R3 Motorsports - Ferrari Challenge - -	25	1:03:44.514	1 Lap	0.404	91.95	2:14.312	11
23	04	GT	Am/Am	DE LA TORRE / DE JONG	De La Torre Racing - Aston Martin Vantage GT3 - Delgac - Del	24	1:02:03.027	2 Laps	1 Lap	92.84	2:13.028	21
24	09	GTS	Am/Am	GIBBONS / DeBOER	TRG-AMR - Aston Martin Vantage GT4 - Lasalle Solutions/Adc	24	1:03:42.774	2 Laps	1:39.747	88.12	2:20.156	6
25	019	GTS	Am/Am	BALOGH / LIEFOOGHE	Stephen Cameron Racing - BMW M3 E46 - ART RACING - AR	24	1:03:48.753	2 Laps	5.979	88.00	2:20.349	7
26	47	GTS	Am/Am	VESS / HART	NOLAsport - Porsche Cayman GT4 Clubsport MR - -	24	1:04:15.038	2 Laps	26.285	87.98	2:20.373	6
27	03	GTS	Am/Am	LYONS / WILSON	TRG - Porsche Cayman GT4 Clubsport MR - Mobttah Store / I	20	55:39.026	6 Laps	4 Laps	85.64	2:24.218	18
28	017	GTS	Pro/Am	MERZON / HINDMAN	Case-it Racing - Porsche Cayman GT4 Clubsport MR - Case-it	18	49:46.336	8 Laps	2 Laps	87.58	2:21.018	6

NOT CLASSIFIED

NC	88	GT	Pro/Pro	ABRIL / FONG	Absolute Racing - Bentley Continental GT3 - Absolute Racing/Bentl	12	14 Laps	6 Laps	96.38	2:08.135	8
NC	8	GT	Pro/Pro	COOPER / TAYLOR	Cadillac Racing - Cadillac ATS-V.R - Cadillac - Cadillac	1	25 Laps	11 Laps			
NC	31	GT	Pro/Pro	MANCINELLI / SCHIRO	TR3 Racing - Ferrari 488 GT3 - Italian Shoemaker - Italian Shoemak	0					

FASTEST LAPS

14	Pro/Am	GMG Racing	Porsche 911 GT3 R	5	2:06.259	97.82 mph	157.42 kph
58	Pro/Pro	Wright Motorsports	Porsche 911 GT3 R	9	2:06.838	97.37 mph	156.71 kph
30	Am/Am	MOMO/NGT Motorsports	Ferrari 458 GT3	8	2:09.107	95.66 mph	153.95 kph
55	Pro/Am	Dream Racing Motorsport	Lamborghini Huracan Super Trofeo	9	2:12.522	93.19 mph	149.98 kph
18	Am/Am	R3 Motorsports	Ferrari Challenge	11	2:14.312	91.95 mph	147.99 kph
09	Am/Am	TRG-AMR	Aston Martin Vantage GT4	6	2:20.156	88.12 mph	141.81 kph
017	Pro/Am	Case-it Racing	Porsche Cayman GT4 Clubsport MR	6	2:21.018	87.58 mph	140.95 kph

Circuit of the Americas

Circuit Length = 3.4308 miles

Start: 12:29 Flag 13:31 End: 00:00

Weather / Track : Sunny / Dry

These results are provisional until the conclusion of any judicial and technical matters.

Chief Steward :	Chief of Timing
-----------------	-----------------

Results can be found at www.tsl-timing.com

Printed - 13:36 Sunday, September 3, 2017



Grand Prix of Texas

SprintX - GT Class

ROUND 10 - Sunday September 3rd 2017 - CLASSIFICATION - FINAL



POS	NO	CL	PIC	TEAM / DRIVERS	CAR / ENTRY	LAPS	TIME	GAP	DIFF	MPH	BEST	ON
1	2	Pro/Prc	1	Daniel MORAD / Ryan DALZIEL CRP Racing	Mercedes AMG GT3 DeVilbiss/ Emkay	26	1:01:59.302			86.16	2:06.946	9
2	58	Pro/Prc	2	Patrick LONG / Joerg BERGMEISTER Wright Motorsports	Porsche 911 GT3 R	26	1:02:00.576	1.274	1.274	86.13	2:06.838	9
3	4	Pro/Prc	3	Pierre KAFFER / Spencer PUMPELLY Magnus Racing	Audi RS 8 LMS	26	1:02:26.461	27.159	25.885	85.53	2:07.625	11
4	9	Pro/Prc	4	Alvaro PARENTE / Ben BARNICOAT K-PAX Racing	McLaren 650S GT3	26	1:02:29.304	30.002	2.843	85.47	2:08.235	10
5	6	Pro/Prc	5	Bryan SELLERS / Michael LEWIS K-PAX Racing	McLaren 650S GT3	26	1:02:36.069	36.767	6.765	85.31	2:07.908	7
6	43	Pro/Prc	6	Ryan EVERSLEY / Tom DYER RealTime Racing	Acura NSX GT3 Acura/ HPD/ RealTime	26	1:02:42.113	42.811	6.044	85.18	2:08.203	7
7	3	Pro/Prc	7	Ricky TAYLOR / Johnny O'CONNELL Cadillac Racing	Cadillac ATS-V.R Cadillac	26	1:02:52.266	52.964	10.153	84.95	2:08.183	13
8	93	Pro/Prc	8	Peter KOX / Mark WILKINS RealTime Racing	Acura NSX GT3 Acura/ HPD/ RealTime	26	1:02:55.015	55.713	2.749	84.88	2:08.501	8
9	99	Pro/Prc	9	Jon FOGARTY / Wolf HENZLER Gainsco/Bob Stallings Racing	Porsche 911 GT3 R Gainsco Auto Insurance	26	1:02:59.705	1:00.403	4.690	84.78	2:07.752	8
10	14	Pro/Am	1	James SOFRONAS / Mathieu JAMINET GMG Racing	Porsche 911 GT3 R GMG/ Spyder/ Mobil 1	26	1:03:13.886	1:14.584	14.181	84.46	2:06.259	5
11	54	Pro/Am	2	Tim PAPPAS / Jeroen BLEEKEMOLEN Black Swan Racing	Mercedes AMG GT3	26	1:03:14.366	1:15.064	0.480	84.45	2:07.019	11
12	16	Pro/Am	3	Michael SCHEIN / Jan HEYLEN Wright Motorsports	Porsche 911 GT3 R Wright Motorsports	26	1:03:17.881	1:18.579	3.515	84.37	2:08.068	8
13	44	Pro/Am	4	John POTTER / Marco SEEFRIED Magnus Racing	Audi RS 8 LMS	26	1:03:37.576	1:38.274	19.695	83.94	2:08.023	8
14	77	Pro/Am	5	Preston CALVERT / Alec UDELL Calvert Dynamics	Porsche 911 GT3 R Calvert Dynamics/ Phoenix Performance	26	1:03:48.645	1:49.343	11.069	83.70	2:07.308	11
15	30	Am/Am	1	Henrique CISNEROS / Peter LUDWIG MOMO/NGT Motorsports	Ferrari 458 GT3 Momo / Safecraft	26	1:04:09.715	2:10.413	21.070	83.24	2:09.107	8
16	24	Am/Am	2	Lars VILJOEN / Walt BOWLIN M1GT Racing	Audi RS-8 LMS Tampa Bay Jaw Surgery / Surgery Cent	25	1:02:19.400	1 Lap	1 Lap	82.39	2:11.100	12
17	82	Pro/Am	6	Michael MCCANN / Mike SKEEN McCann Racing	Audi RS-8 LMS McCann Racing	25	1:02:36.824	1 Lap	17.424	82.01	2:08.110	8
18	23	Am/Am	3	Jason BELL / James DAYSON M1GT Racing	Audi R8 LMS Ultra Tampa Bay Jaw Surgery/ Surgery Cent	25	1:02:47.880	1 Lap	11.056	81.77	2:12.232	17
19	04	Am/Am	4	Jorge DE LA TORRE / Ate DE JONG De La Torre Racing	Aston Martin Vantage GT3 Delgac	24	1:02:03.027	2 Laps	1 Lap	79.44	2:13.028	21

NOT CLASSIFIED

NC	88	Pro/Prc		Vincent ABRIL / Adderly FONG Absolute Racing	Bentley Continental GT3 Absolute Racing/Bentley Motorsports/Sj	12	32:38.598	14 Laps	12 Laps	75.33	2:08.135	8
NC	8	Pro/Prc		Michael COOPER / Jordan TAYLOR Cadillac Racing	Cadillac ATS-V.R Cadillac	1	4:59.759	25 Laps	11 Laps	38.99		
NC	31	Pro/Prc		Daniel MANCINELLI / Niccolo SCHIRO TR3 Racing	Ferrari 488 GT3 Italian Shoemaker	0						

FASTEST LAP

14	Pro/Am	James SOFRONAS / Mathieu JAMINET GMG Racing	Porsche 911 GT3 R GMG/ Spyder/ Mobil 1	5	2:06.259	97.82 mph	157.42 kph
58	Pro/Prc	Patrick LONG / Joerg BERGMEISTER Wright Motorsports	Porsche 911 GT3 R	9	2:06.838	97.37 mph	156.71 kph
30	Am/Am	Henrique CISNEROS / Peter LUDWIG MOMO/NGT Motorsports	Ferrari 458 GT3 Momo / Safecraft	8	2:09.107	95.66 mph	153.95 kph

Circuit of the Americas
Circuit Length = 3.4308 miles
Start: 12:29 Flag 13:31 End: 13:37

Weather / Track : Sunny / Dry

These results are provisional until the conclusion of any judicial and technical matters.

Chief Steward :	Chief of Timing
-----------------	-----------------

Results can be found at www.tsl-timing.com

Printed - 13:40 Sunday, September 3, 2017



Grand Prix of Texas

SprintX - GT Cup Class

ROUND 10 - Sunday September 3rd 2017 - CLASSIFICATION - FINAL



POS	NO	CL	PIC	TEAM / DRIVERS	CAR / ENTRY	LAPS	TIME	GAP	DIFF	MPH	BEST	ON
1	55	Pro/Am	1	Yuki HARATA / Alessandro BRESSAN Dream Racing Motorsport	Lamborghini Huracan Super Trc	25	1:03:01.340			81.48	2:12.522	9
2	95	Pro/Am	2	Erich JOINER / Andy LEE Tool Racing	Porsche 911 GT3 Cup Tool of North America	25	1:03:43.117	41.777	41.777	80.59	2:13.727	10
3	90	Am/Am	1	Cory FRIEDMAN / Joe TOUSSAINT Autometrics Motorsports	Porsche 911 GT3 Cup National Ability Center/ PRISMS	25	1:03:44.110	42.770	0.993	80.57	2:16.120	12
4	18	Am/Am	2	Conrad GRUNEWALD / James WEILAND R3 Motorsports	Ferrari Challenge	25	1:03:44.514	43.174	0.404	80.56	2:14.312	11

FASTEST LAP

55	Pro/Am	Yuki HARATA / Alessandro BRESSAN Dream Racing Motorsport	Lamborghini Huracan Super Trc	9	2:12.522	93.19 mph	149.98 kph
18	Am/Am	Conrad GRUNEWALD / James WEILAND R3 Motorsports	Ferrari Challenge	11	2:14.312	91.95 mph	147.99 kph

Weather / Track : Sunny / Dry

These results are provisional until the conclusion of any judicial and technical matters.

Circuit of the Americas

Circuit Length = 3.4308 miles

Start: 12:29 Flag 13:31 End: 13:37

Chief Steward :

Chief of Timing

Results can be found at www.tsl-timing.com

Printed - 13:42 Sunday, September 3, 2017



Grand Prix of Texas

SprintX - GTS Class

ROUND 10 - Sunday September 3rd 2017 - CLASSIFICATION - FINAL



POS	NO	CL	PIC	TEAM / DRIVERS	CAR / ENTRY	LAPS	TIME	GAP	DIFF	MPH	BEST	ON
1	09	Am/Am	1	Sean GIBBONS / Derek DeBOER TRG-AMR	Aston Martin Vantage GT4 Lasalle Solutions/Adobe Road Winery	24	1:03:42.774			77.36	2:20.156	6
2	019	Am/Am	2	Aristotle BALOGH / Greg LIEFOOGHE Stephen Cameron Racing	BMW M3 E46 ART RACING	24	1:03:48.753	5.979	5.979	77.24	2:20.349	7
3	47	Am/Am	3	Mike VESS / Jason HART NOLA Sport	Porsche Cayman GT4 Clubspor	24	1:04:15.038	32.264	26.285	76.71	2:20.373	6
4	03	Am/Am	4	Craig LYONS / Kris WILSON TRG	Porsche Cayman GT4 Clubspor Mobtiah Store / LaSalle Solutions/Adobi	20	55:39.026	4 Laps	4 Laps	73.78	2:24.218	18
5	017	Pro/Am	1	Adam MERZON / Trent HINDMAN Case-It Racing	Porsche Cayman GT4 Clubspor Case-It	18	49:46.336	6 Laps	2 Laps	74.22	2:21.018	6

FASTEST LAP

09	Am/Am	Sean GIBBONS / Derek DeBOER TRG-AMR	Aston Martin Vantage GT4 Lasalle Solutions/Adobe Road Winery	6	2:20.156	88.12 mph	141.81 kph
017	Pro/Am	Adam MERZON / Trent HINDMAN Case-It Racing	Porsche Cayman GT4 Clubspor Case-It	6	2:21.018	87.58 mph	140.95 kph

Weather / Track : Sunny / Dry

These results are provisional until the conclusion of any judicial and technical matters.

Circuit of the Americas

Circuit Length = 3.4308 miles

Start: 12:29 Flag 13:31 End: 13:37

Chief Steward :

Chief of Timing

Results can be found at www.tsl-timing.com

Printed - 13:43 Sunday, September 3, 2017



Grand Prix of Texas

SprintX

ROUND 10 - Sunday September 3rd 2017 - BEST SECTORS

SECTOR 1				SECTOR 2				SECTOR 3				IDEAL / BEST COMPARISON			
POS	NO	NAME	TIME	NO	NAME	TIME	NO	NAME	TIME	POS	NO	NAME	IDEAL	BEST	DIFF
													PERFECT LAP	2:05.911	
1	14	GMG Racing	26.958	14	GMG Racing	48.302	14	GMG Racing	50.651	1	14	GMG Racing	2:05.911	2:06.259	0.348
2	77	Calvert Dynamics	27.051	2	CRP Racing	48.405	2	CRP Racing	50.960	2	2	CRP Racing	2:06.635	2:06.946	0.311
3	58	Wright Motorsports	27.191	58	Wright Motorsports	48.481	58	Wright Motorsports	51.013	3	58	Wright Motorsports	2:06.685	2:06.838	0.153
4	54	Black Swan Racing	27.207	54	Black Swan Racing	48.678	54	Black Swan Racing	51.049	4	54	Black Swan Racing	2:06.934	2:07.019	0.085
5	16	Wright Motorsports	27.248	4	Magnus Racing	48.702	44	Magnus Racing	51.195	5	77	Calvert Dynamics	2:07.219	2:07.308	0.089
6	2	CRP Racing	27.270	99	Gainsco/Bob Stallings	48.709	4	Magnus Racing	51.242	6	4	Magnus Racing	2:07.347	2:07.625	0.278
7	99	Gainsco/Bob Stallings	27.282	3	Cadillac Racing	48.728	77	Calvert Dynamics	51.336	7	44	Magnus Racing	2:07.443	2:08.023	0.580
8	6	K-PAX Racing	27.284	16	Wright Motorsports	48.788	82	McCann Racing	51.396	8	6	K-PAX Racing	2:07.728	2:07.908	0.180
9	3	Cadillac Racing	27.284	88	Absolute Racing	48.827	6	K-PAX Racing	51.582	9	99	Gainsco/Bob Stallings	2:07.752	2:07.752	0.000
10	88	Absolute Racing	27.294	77	Calvert Dynamics	48.832	9	K-PAX Racing	51.681	10	82	McCann Racing	2:07.753	2:08.110	0.357
11	44	Magnus Racing	27.296	6	K-PAX Racing	48.862	88	Absolute Racing	51.701	11	16	Wright Motorsports	2:07.802	2:08.068	0.266
12	30	MOMO/NGT Motors	27.300	93	RealTime Racing	48.908	99	Gainsco/Bob Stallings	51.761	12	88	Absolute Racing	2:07.822	2:08.135	0.313
13	82	McCann Racing	27.352	9	K-PAX Racing	48.922	16	Wright Motorsports	51.766	13	9	K-PAX Racing	2:07.961	2:08.235	0.274
14	9	K-PAX Racing	27.358	43	RealTime Racing	48.924	43	RealTime Racing	51.775	14	3	Cadillac Racing	2:08.033	2:08.183	0.150
15	4	Magnus Racing	27.403	44	Magnus Racing	48.952	93	RealTime Racing	51.934	15	43	RealTime Racing	2:08.107	2:08.203	0.096
16	43	RealTime Racing	27.408	82	McCann Racing	49.005	3	Cadillac Racing	52.021	16	93	RealTime Racing	2:08.366	2:08.501	0.135
17	93	RealTime Racing	27.524	30	MOMO/NGT Motors	49.357	30	MOMO/NGT Motors	52.359	17	30	MOMO/NGT Motors	2:09.016	2:09.107	0.091
18	24	M1GT Racing	27.857	24	M1GT Racing	50.015	24	M1GT Racing	52.834	18	24	M1GT Racing	2:10.706	2:11.100	0.394
19	23	M1GT Racing	27.898	23	M1GT Racing	50.410	55	Dream Racing Moto	52.945	19	23	M1GT Racing	2:11.392	2:12.232	0.840
20	04	De La Torre Racing	28.144	04	De La Torre Racing	50.444	23	M1GT Racing	53.084	20	55	Dream Racing Motors	2:12.411	2:12.522	0.111
21	55	Dream Racing Moto	28.396	55	Dream Racing Moto	51.070	04	De La Torre Racing	53.890	21	04	De La Torre Racing	2:12.478	2:13.028	0.550
22	95	Tool Racing	28.608	95	Tool Racing	51.222	95	Tool Racing	53.897	22	95	Tool Racing	2:13.727	2:13.727	0.000
23	18	R3 Motorsports	28.650	18	R3 Motorsports	51.232	18	R3 Motorsports	54.275	23	18	R3 Motorsports	2:14.157	2:14.312	0.155
24	90	Autometrics Motorsports	28.680	90	Autometrics Motorsports	51.961	90	Autometrics Motorsports	55.037	24	90	Autometrics Motorsports	2:15.678	2:16.120	0.442
25	019	Stephen Cameron Racing	30.097	019	Stephen Cameron Racing	53.555	47	NOLAsport	55.903	25	09	TRG-AMR	2:19.940	2:20.156	0.216
26	09	TRG-AMR	30.134	09	TRG-AMR	53.562	017	Case-it Racing	56.101	26	47	NOLAsport	2:20.097	2:20.373	0.276
27	47	NOLAsport	30.346	47	NOLAsport	53.848	09	TRG-AMR	56.244	27	019	Stephen Cameron Racing	2:20.154	2:20.349	0.195
28	017	Case-it Racing	30.381	017	Case-it Racing	54.368	019	Stephen Cameron Racing	56.502	28	017	Case-it Racing	2:20.850	2:21.018	0.168
29	03	TRG	31.140	03	TRG	55.262	03	TRG	57.701	29	03	TRG	2:24.103	2:24.218	0.115
30				8	Cadillac Racing	2:13.988				30	8	Cadillac Racing			
31															

Weather / Track : Sunny / Dry

Results can be found at www.tsl-timing.com

Circuit of the Americas
 Circuit Length = 3.4308 miles
 Start: 12:29 Flag 13:31 End: 13:37

Printed - 13:44 Sunday, September 3, 2017

Grand Prix of Texas

SprintX

ROUND 10 - Sunday September 3rd 2017 - BEST SPEEDS

POS	INTERMEDIATE 1		INTERMEDIATE 2		FINISH LINE		
	NO	NAME	MPH	NO	NAME	MPH	
1			14	GMG Racing	163.6		
2			3	Cadillac Racing	163.2		
3			58	Wright Motorsports	161.7		
4			99	Gainsco/Bob Stallings Racing	161.7		
5			30	MOMO/NGT Motorsports	161.7		
6			43	RealTime Racing	161.3		
7			16	Wright Motorsports	161.3		
8			88	Absolute Racing	161.3		
9			9	K-PAX Racing	160.9		
10			93	RealTime Racing	160.9		
11			82	McCann Racing	160.9		
12			6	K-PAX Racing	160.5		
13			04	De La Torre Racing	160.5		
14			77	Calvert Dynamics	160.1		
15			2	CRP Racing	159.4		
16			44	Magnus Racing	159.4		
17			18	R3 Motorsports	159.4		
18			54	Black Swan Racing	159.0		
19			23	M1GT Racing	158.6		
20			4	Magnus Racing	158.2		
21			24	M1GT Racing	158.2		
22			90	Autometrics Motorsports	156.4		
23			95	Tool Racing	154.6		
24			55	Dream Racing Motorsport	150.4		
25			09	TRG-AMR	149.1		
26			019	Stephen Cameron Racing	147.4		
27			47	NOLAsport	144.9		
28			017	Case-it Racing	144.6		
29			03	TRG	143.7		
30			8	Cadillac Racing	44.1		
31							

Weather / Track : Sunny / Dry

Results can be found at www.tsl-timing.com

Circuit of the Americas
Circuit Length = 3.4308 miles
Start: 12:29 Flag 13:31 End: 13:37

Printed - 13:46 Sunday, September 3, 2017

Grand Prix of Texas

SprintX

ROUND 10 - Sunday September 3rd 2017 - LAP CHART

LAP 1 @ 12:32:30.219			LAP 2 @ 12:36:14.771			LAP 3 @ 12:39:57.286			LAP 4 @ 12:43:35.929			LAP 5 @ 12:45:42.188		
NO	BEHIND	LAP TIME	NO	BEHIND	LAP TIME	NO	BEHIND	LAP TIME	NO	BEHIND	LAP TIME	NO	BEHIND	LAP TIME
14		3:01.521	14		3:44.552	14		3:42.515	14		3:38.643	14		2:06.259
58	1.151	3:02.672	58	1.187	3:44.588	58	1.332	3:42.660	58	0.452	3:37.763	58	1.789	2:07.596
2	2.017	3:03.538	2	2.258	3:44.793	2	2.227	3:42.484	2	0.926	3:37.342	2	2.561	2:07.894
54	3.134	3:04.655	54	3.499	3:44.917	54	3.436	3:42.452	54	1.273	3:36.480	54	3.694	2:08.680
4	4.128	3:05.649	4	4.296	3:44.720	4	4.417	3:42.636	4	1.697	3:35.923	4	5.138	2:09.700
6	4.769	3:06.290	6	4.879	3:44.662	6	4.916	3:42.552	6	2.067	3:35.794	6	6.138	2:10.330
43	5.464	3:06.985	43	5.778	3:44.866	43	5.809	3:42.546	43	2.320	3:35.154	43	6.616	2:10.555
88	6.134	3:07.655	88	6.469	3:44.887	88	6.927	3:42.973	88	2.943	3:34.659	77	7.056	2:10.016
77	7.287	3:08.808	77	7.211	3:44.476	77	7.929	3:43.233	77	3.299	3:34.013	88	7.532	2:10.848
82	8.091	3:09.612	82	8.352	3:44.813	82	8.923	3:43.086	44	3.676	3:30.135	44	7.996	2:10.579
9	9.180	3:10.701	9	9.541	3:44.913	9	11.067	3:44.041	82	3.985	3:33.705	9	8.150	2:10.201
44	10.170	3:11.691	44	10.803	3:45.185	44	12.184	3:43.896	9	4.208	3:31.784	82	8.763	2:11.037
93	11.215	3:12.736	93	11.601	3:44.938	93	13.144	3:44.058	93	4.628	3:30.127	16	9.153	2:10.027
24	12.492	3:14.013	24	13.136	3:45.196	24	14.697	3:44.076	16	5.385	3:28.517	93	9.921	2:11.552
16	13.934	3:15.455	16	14.728	3:45.346	16	15.511	3:43.298	24	5.856	3:29.802	3	11.076	2:10.235
23	15.308	3:16.829	23	16.070	3:45.314	23	17.096	3:43.541	99	6.249	3:26.631	99	13.651	2:13.661
99	16.089	3:17.610	99	16.945	3:45.408	99	18.261	3:43.831	23	6.379	3:27.926	55	20.799	2:16.159
04	16.926	3:18.447	04	17.818	3:45.444	04	19.936	3:44.633	3	7.100	3:24.316	24	20.996	2:21.399
3	18.521	3:20.042	3	19.813	3:45.844	3	21.427	3:44.129	04	7.987	3:26.694	30	21.504	2:12.817
55	19.902	3:21.423	55	21.224	3:45.874	55	22.901	3:44.192	55	10.899	3:26.641	23	21.891	2:21.771
18	20.741	3:22.262	18	22.090	3:45.901	18	23.808	3:44.233	18	11.903	3:26.738	18	22.730	2:17.086
95	21.745	3:23.266	95	23.023	3:45.830	95	24.592	3:44.084	95	12.078	3:26.129	95	23.138	2:17.319
90	22.619	3:24.140	90	23.766	3:45.699	90	25.517	3:44.266	90	12.623	3:25.749	90	24.015	2:17.651
09	23.856	3:25.377	09	25.025	3:45.721	09	27.285	3:44.775	09	14.178	3:25.536	04	25.443	2:23.715
47	25.022	3:26.543	47	26.194	3:45.724	47	28.221	3:44.542	47	14.468	3:24.890	09	28.857	2:20.938
019	25.999	3:27.520	019	27.202	3:45.755	019	29.393	3:44.706	019	14.730	3:23.980	019	29.861	2:21.390
017	26.724	3:28.245	017	27.728	3:45.556	017	30.061	3:44.848	30	14.946	3:22.347	47	30.443	2:22.234
30	27.408	3:28.929	30	28.603	3:45.747	30	31.242	3:45.154	017	15.480	3:24.062	017	30.714	2:21.493
03	28.468	3:29.989	03	29.453	3:45.537	03	32.059	3:45.121	03	16.438	3:23.022	03	35.911	2:25.732
8	1:58.238	4:59.759 P	SC	1 Lap	3:42.827	SC	1 Lap	3:38.695 P						

Weather / Track : Sunny / Dry

Circuit of the Americas
 Circuit Length = 3.4308 miles
 Start: 12:29 Flag 13:31 End: 13:37

Grand Prix of Texas

SprintX

ROUND 10 - Sunday September 3rd 2017 - LAP CHART

LAP 6 @ 12:47:49.556			LAP 7 @ 12:49:56.300			LAP 8 @ 12:52:03.293			LAP 9 @ 12:54:10.297			LAP 10 @ 12:56:17.413		
NO	BEHIND	LAP TIME	NO	BEHIND	LAP TIME	NO	BEHIND	LAP TIME	NO	BEHIND	LAP TIME	NO	BEHIND	LAP TIME
14		2:07.368	14		2:06.744	14		2:06.993	14		2:07.004	14		2:07.116
58	1.791	2:07.370	58	1.989	2:06.942	58	2.008	2:07.012	58	1.842	2:06.838	58	1.979	2:07.253
2	2.536	2:07.343	2	2.744	2:06.952	2	2.782	2:07.031	2	2.724	2:06.946	2	2.662	2:07.054
54	3.609	2:07.283	54	4.216	2:07.351	54	4.590	2:07.367	54	4.701	2:07.115	54	4.633	2:07.048
4	6.195	2:08.425	4	7.603	2:08.152	4	8.270	2:07.660	4	9.010	2:07.744	4	10.020	2:08.126
6	6.970	2:08.200	6	8.134	2:07.908	77	10.562	2:08.443	77	11.119	2:07.561	77	11.769	2:07.766
77	8.376	2:08.688	77	9.112	2:07.480	6	11.250	2:10.109	6	12.919	2:08.673	6	14.755	2:08.952
43	8.762	2:09.514	43	10.221	2:08.203	43	11.812	2:08.584	43	13.733	2:08.925	44	15.508	2:08.478
44	9.708	2:09.080	44	11.159	2:08.195	44	12.189	2:08.023	44	14.146	2:08.961	43	16.235	2:09.618
88	9.881	2:09.717	88	11.909	2:08.772	88	13.051	2:08.135	88	14.690	2:08.643	88	16.775	2:09.201
9	10.132	2:09.350	82	13.275	2:08.664	82	14.392	2:08.110	82	15.608	2:08.220	16	17.409	2:08.294
16	10.747	2:08.962	16	13.993	2:09.990	16	15.068	2:08.068	16	16.231	2:08.167	82	17.868	2:09.376
82	11.355	2:09.960	9	14.801	2:11.413	9	16.179	2:08.371	9	17.637	2:08.462	9	18.756	2:08.235
93	11.943	2:09.390	93	15.181	2:09.982	93	16.689	2:08.501	3	19.529	2:09.156	93	21.845	2:08.924
3	12.542	2:08.834	3	15.651	2:09.853	3	17.377	2:08.719	93	20.037	2:10.352	3	23.827	2:11.414 P
99	16.170	2:09.887	99	18.050	2:08.624	99	18.809	2:07.752	99	20.414	2:08.609	99	26.232	2:12.934 P
55	26.522	2:13.091	30	31.314	2:10.188	30	33.428	2:09.107	30	36.357	2:09.933	30	41.570	2:12.329
30	27.870	2:13.734	55	32.824	2:13.046	55	38.414	2:12.583	55	43.932	2:12.522	55	49.498	2:12.682
24	31.184	2:17.556	24	39.741	2:15.301	24	46.672	2:13.924	23	53.891	2:13.631	95	1:02.219	2:13.727
95	31.428	2:15.658	95	40.338	2:15.654	23	47.264	2:13.471	95	55.608	2:14.442	23	1:03.823	2:17.048 P
23	32.263	2:17.740	23	40.786	2:15.267	95	48.170	2:14.825	24	1:00.737	2:21.069 P	04	1:11.825	2:14.533
18	33.462	2:18.100	18	43.435	2:16.717	90	53.763	2:16.954	90	1:03.957	2:17.198	90	1:19.469	2:22.628 P
90	33.855	2:17.208	90	43.802	2:16.691	04	54.496	2:16.862	04	1:04.408	2:16.916	019	1:38.241	2:21.257
04	35.336	2:17.261	04	44.627	2:16.035	18	55.958	2:19.516	18	1:14.078	2:25.124 P	09	1:39.960	2:21.283
09	41.645	2:20.156	09	55.412	2:20.511	09	1:09.375	2:20.956	019	1:24.100	2:20.913	47	1:40.708	2:21.212
019	42.877	2:20.384	019	56.482	2:20.349	019	1:10.191	2:20.702	09	1:25.793	2:23.422	017	1:44.132	2:22.234
47	43.448	2:20.373	47	57.223	2:20.519	47	1:11.402	2:21.172	47	1:26.612	2:22.214			
017	44.364	2:21.018	017	58.817	2:21.197	017	1:14.005	2:22.181	017	1:29.014	2:22.013			
03	55.748	2:27.205	03	1:15.781	2:26.777	03	1:35.924	2:27.136	03	1:55.259	2:26.339			

Weather / Track : Sunny / Dry

Circuit of the Americas
 Circuit Length = 3.4308 miles
 Start: 12:29 Flag 13:31 End: 13:37

Grand Prix of Texas

SprintX

ROUND 10 - Sunday September 3rd 2017 - LAP CHART

LAP 11 @ 12:58:24.324			LAP 12 @ 13:00:35.196			LAP 13 @ 13:02:47.220			LAP 14 @ 13:05:43.612			LAP 15 @ 13:07:51.673		
NO	BEHIND	LAP TIME	NO	BEHIND	LAP TIME	NO	BEHIND	LAP TIME	NO	BEHIND	LAP TIME	NO	BEHIND	LAP TIME
14		2:06.911	14		2:10.872 P	54		2:10.875 P	2		2:08.455	2		2:08.061
2	3.260	2:07.509	54	1.149	2:07.280	30	1 Lap	3:34.735	58	2.213	2:07.971	58	1.906	2:07.754
54	4.741	2:07.019	2	2.889	2:10.501 P	77	10.336	2:13.394 P	04	1 Lap	2:14.938	03	2 Laps	2:25.607
58	6.196	2:11.128 P	77	8.966	2:07.672	16	17.214	2:11.268 P	90	1 Lap	2:17.099	04	1 Lap	2:13.038
4	10.734	2:07.625	4	11.252	2:11.390 P	43	19.938	2:13.019 P	4	15.645	2:08.495	90	1 Lap	2:16.224
77	12.166	2:07.308	16	17.970	2:09.744	82	20.442	2:13.242 P	6	21.242	2:09.876	4	16.363	2:08.779
03	1 Lap	2:33.246 P	43	18.943	2:11.477	03	2 Laps	4:29.084	9	21.774	2:08.788	9	22.501	2:08.788
44	17.398	2:08.801	44	18.956	2:12.430 P	24	1 Lap	2:11.100	18	1 Lap	2:15.467	6	23.301	2:10.120
6	17.609	2:09.765	82	19.224	2:10.116	23	1 Lap	2:14.096	3	24.726	2:09.193	3	25.839	2:09.174
43	18.338	2:09.014	6	19.908	2:13.171 P	90	1 Lap	2:16.120	43	27.212	3:03.666	43	28.665	2:09.514
16	19.098	2:08.600	24	1 Lap	2:12.000	2	47.937	2:57.072	93	31.460	2:10.483	18	1 Lap	2:15.230
82	19.980	2:09.023	93	28.179	2:14.715 P	04	1 Lap	3:46.054	54	35.749	3:32.141	93	33.314	2:09.915
24	1 Lap	3:37.061	23	1 Lap	3:46.383	58	50.634	2:07.768	14	37.256	2:10.826	54	38.802	2:11.114
93	24.336	2:09.402	90	1 Lap	3:40.558	4	1:03.542	3:04.314	019	1 Lap	3:50.686	14	39.206	2:10.011
9	24.397	2:12.552 P	58	54.890	2:59.566	18	1 Lap	2:15.061	77	49.663	3:35.719	99	50.881	2:09.043
88	26.744	2:16.880 P	18	1 Lap	2:14.312	6	1:07.758	2:59.874	99	49.899	2:08.758	77	54.882	2:13.280
30	50.483	2:15.824 P	55	1:02.618	2:17.300 P	9	1:09.378	2:08.455	16	55.191	3:34.369	16	57.949	2:10.819
55	56.190	2:13.603	9	1:12.947	2:59.422	3	1:11.925	2:08.183	09	1 Lap	3:57.353	44	1:01.154	2:11.459
18	1 Lap	3:58.863	3	1:15.766	2:08.465	93	1:17.369	3:01.214	44	57.756	2:12.761	019	1 Lap	2:26.795
95	1:09.278	2:13.970	95	1:17.136	2:18.730 P	14	1:22.822	3:34.846	47	1 Lap	3:58.751	09	1 Lap	2:22.481
3	1:18.173	3:01.257	88	1:32.100	3:16.228 P	017	1 Lap	3:56.517	017	1 Lap	2:29.606	47	1 Lap	2:27.851
99	1:21.771	3:02.450 P	99	1:40.736	2:29.837	99	1:37.533	2:08.821	82	1:19.987	3:55.937	82	1:27.733	2:15.807
04	1:25.078	2:20.164 P	019	2:06.810	2:24.931 P	44	1:41.387	3:34.455	30	1:27.093	2:10.115	30	1:30.188	2:11.156
019	1:52.751	2:21.421	09	2:08.735	2:25.664 P	30	2:13.370	2:11.048	55	1:45.890	2:15.278	017	1 Lap	2:28.544
09	1:53.943	2:20.894	47	2:09.757	2:25.835 P	55	2:27.004	3:36.410	24	1:50.795	2:11.577	55	1:53.343	2:15.514
47	1:54.794	2:20.997				24	2:35.610	2:11.635	95	2:06.292	2:17.916	24	1:54.078	2:11.344
017	2:03.618	2:26.397 P				95	2:44.768	3:39.656	23	2:06.743	2:15.083			
						03	1 Lap	2:26.921						
						23	2:48.052	2:13.557						

Weather / Track : Sunny / Dry

Circuit of the Americas
 Circuit Length = 3.4308 miles
 Start: 12:29 Flag 13:31 End: 13:37

Grand Prix of Texas

SprintX

ROUND 10 - Sunday September 3rd 2017 - LAP CHART

LAP 16 @ 13:10:01.131			LAP 17 @ 13:12:08.933			LAP 18 @ 13:14:17.013			LAP 19 @ 13:16:25.649			LAP 20 @ 13:18:34.262		
NO	BEHIND	LAP TIME	NO	BEHIND	LAP TIME	NO	BEHIND	LAP TIME	NO	BEHIND	LAP TIME	NO	BEHIND	LAP TIME
2		2:09.458	2		2:07.802	2		2:08.080	2		2:08.636	2		2:08.613
58	0.751	2:08.303	58	0.665	2:07.716	58	0.566	2:07.981	58	0.417	2:08.487	58	1.004	2:09.200
23	1 Lap	2:16.098	23	1 Lap	2:12.934	23	1 Lap	2:12.232	55	1 Lap	2:17.296	09	2 Laps	2:24.762
95	1 Lap	2:18.587	95	1 Lap	2:16.712	4	21.056	2:09.872	47	2 Laps	2:27.658	019	2 Laps	2:26.813
04	1 Lap	2:13.382	4	19.264	2:09.459	9	25.577	2:09.498	017	2 Laps	2:27.796	55	1 Lap	2:16.244
4	17.607	2:10.702	04	1 Lap	2:14.554	95	1 Lap	2:19.994	23	1 Lap	2:12.625	4	22.954	2:10.464
90	1 Lap	2:16.506	9	24.159	2:09.176	6	28.611	2:09.874	4	21.103	2:08.683	23	1 Lap	2:14.029
9	22.785	2:09.742	6	26.817	2:10.653	3	29.186	2:09.641	9	25.756	2:08.815	9	26.617	2:09.474
6	23.966	2:10.123	3	27.625	2:09.284	04	1 Lap	2:16.055	6	29.091	2:09.116	47	2 Laps	2:27.078
3	26.143	2:09.762	43	31.189	2:09.959	43	32.450	2:09.341	3	29.977	2:09.427	6	30.127	2:09.649
03	2 Laps	2:28.130	90	1 Lap	2:17.518	93	38.921	2:10.341	43	33.948	2:10.134	3	30.708	2:09.344
43	29.032	2:09.825	93	36.660	2:09.904	90	1 Lap	2:17.002	95	1 Lap	2:19.968	43	35.331	2:09.996
93	34.558	2:10.702	54	44.442	2:11.249	54	46.773	2:10.411	93	40.741	2:10.456	017	2 Laps	2:31.898
18	1 Lap	2:15.837	14	44.953	2:11.411	14	47.648	2:10.775	04	1 Lap	2:23.620 P	93	44.255	2:12.127
54	40.995	2:11.651	03	2 Laps	2:25.643	18	1 Lap	2:14.570	54	48.998	2:10.861	95	1 Lap	2:18.116
14	41.344	2:11.596	18	1 Lap	2:15.213	99	52.289	2:09.076	14	49.352	2:10.340	54	51.008	2:10.623
99	50.679	2:09.256	99	51.293	2:08.416	03	2 Laps	2:25.257	90	1 Lap	2:17.093	14	51.705	2:10.966
77	58.179	2:12.755	16	1:02.374	2:10.572	16	1:04.409	2:10.115	99	52.932	2:09.279	99	53.649	2:09.330
16	59.604	2:11.113	77	1:04.410	2:14.033	44	1:10.274	2:12.760	18	1 Lap	2:15.044	90	1 Lap	2:17.048
44	1:02.487	2:10.791	44	1:05.594	2:10.909	77	1:10.692	2:14.362	16	1:05.992	2:10.219	18	1 Lap	2:14.961
019	1 Lap	2:24.787	30	1:38.224	2:12.963	30	1:41.985	2:11.841	44	1:12.842	2:11.204	16	1:07.304	2:09.925
09	1 Lap	2:23.046	019	1 Lap	2:25.850	82	1:49.206	2:15.364	77	1:15.479	2:13.423	44	1:14.857	2:10.628
30	1:33.063	2:12.333	09	1 Lap	2:23.891	019	1 Lap	2:24.630	03	2 Laps	2:25.524	77	1:19.904	2:13.038
82	1:34.407	2:16.132	82	1:41.922	2:15.317	09	1 Lap	2:24.434	30	1:44.861	2:11.512	03	2 Laps	2:24.218
47	1 Lap	2:29.032	47	1 Lap	2:26.636	24	2:02.788	2:11.413	82	1:55.819	2:15.249	04	1 Lap	3:05.900
017	1 Lap	2:26.379	24	1:59.455	2:11.205				24	2:07.841	2:13.689	30	1:48.049	2:11.801
24	1:56.052	2:11.432	017	1 Lap	2:26.352							82	2:02.609	2:15.403
55	2:00.495	2:16.610	55	2:07.727	2:15.034									

Weather / Track : Sunny / Dry

Circuit of the Americas
 Circuit Length = 3.4308 miles
 Start: 12:29 Flag 13:31 End: 13:37

Grand Prix of Texas

SprintX

ROUND 10 - Sunday September 3rd 2017 - LAP CHART

LAP 21 @ 13:20:43.974			LAP 22 @ 13:22:52.918			LAP 23 @ 13:25:01.557			LAP 24 @ 13:27:10.143			LAP 25 @ 13:29:18.802		
NO	BEHIND	LAP TIME	NO	BEHIND	LAP TIME	NO	BEHIND	LAP TIME	NO	BEHIND	LAP TIME	NO	BEHIND	LAP TIME
2		2:09.712	2		2:08.944	2		2:08.639	2		2:08.586	2		2:08.659
58	0.657	2:09.365	82	1 Lap	2:16.733	58	0.878	2:08.736	58	1.648	2:09.356	58	2.216	2:09.227
24	1 Lap	2:12.806	58	0.781	2:09.068	03	3 Laps	2:32.022 P	24	1 Lap	2:13.912	24	1 Lap	2:12.088
09	2 Laps	2:23.350	24	1 Lap	2:12.735	82	1 Lap	2:15.958	82	1 Lap	2:17.197	82	1 Lap	2:16.192
55	1 Lap	2:14.971	4	24.636	2:10.706	24	1 Lap	2:11.252	4	25.562	2:09.111	4	25.876	2:08.973
4	22.874	2:09.632	9	26.580	2:09.407	4	25.037	2:09.040	9	28.264	2:09.813	9	29.089	2:09.484
019	2 Laps	2:25.511	55	1 Lap	2:16.728	9	27.037	2:09.096	6	33.773	2:09.269	6	34.555	2:09.441
9	26.117	2:09.212	6	31.444	2:10.155	6	33.090	2:10.285	43	40.497	2:10.848	43	41.939	2:10.101
23	1 Lap	2:13.274	23	1 Lap	2:14.681	55	1 Lap	2:16.045	23	1 Lap	2:13.360	23	1 Lap	2:12.352
6	30.233	2:09.818	09	2 Laps	2:26.256	23	1 Lap	2:12.380	55	1 Lap	2:17.800	55	1 Lap	2:15.313
3	30.936	2:09.940	43	36.984	2:10.184	43	38.235	2:09.890	93	50.853	2:10.900	3	52.681	2:10.059
43	35.744	2:10.125	019	2 Laps	2:27.326	93	48.539	2:10.973	3	51.281	2:09.838	93	53.767	2:11.573
93	45.035	2:10.492	93	46.205	2:10.114	3	50.029	2:09.414	99	59.011	2:09.885	99	59.488	2:09.136
47	2 Laps	2:27.993	3	49.254	2:27.262	09	2 Laps	2:23.846	54	1:09.596	2:19.648	54	1:11.902	2:10.965
54	52.644	2:11.348	14	54.902	2:10.599	99	57.712	2:10.992	14	1:09.972	2:19.423	14	1:12.266	2:10.953
14	53.247	2:11.254	54	55.064	2:11.364	54	58.534	2:12.109	09	2 Laps	2:29.221	16	1:17.118	2:10.562
99	53.903	2:09.966	99	55.359	2:10.400	14	59.135	2:12.872	16	1:15.215	2:11.308	09	2 Laps	2:25.071
95	1 Lap	2:18.566	47	2 Laps	2:27.470	019	2 Laps	2:27.406	019	2 Laps	2:25.061	019	2 Laps	2:24.861
90	1 Lap	2:17.109	95	1 Lap	2:17.734	16	1:12.493	2:10.882	95	1 Lap	2:17.434	44	1:33.786	2:13.157
16	1:07.684	2:10.092	16	1:10.250	2:11.510	95	1 Lap	2:18.287	90	1 Lap	2:16.616	95	1 Lap	2:18.528
18	1 Lap	2:15.437	90	1 Lap	2:17.122	90	1 Lap	2:16.360	44	1:29.288	2:14.040	90	1 Lap	2:16.825
44	1:16.827	2:11.682	18	1 Lap	2:15.101	47	2 Laps	2:27.401	18	1 Lap	2:15.895	18	1 Lap	2:15.680
77	1:24.393	2:14.201	44	1:19.582	2:11.699	44	1:23.834	2:12.891	77	1:38.373	2:14.471	77	1:43.405	2:13.691
04	1 Lap	2:13.695	77	1:29.056	2:13.607	18	1 Lap	2:16.280	47	2 Laps	2:26.179	47	2 Laps	2:25.922
30	1:51.060	2:12.723	04	1 Lap	2:13.028	77	1:32.488	2:12.071	30	2:00.872	2:12.554	30	2:05.540	2:13.327
03	2 Laps	2:26.516	30	1:53.666	2:11.550	04	1 Lap	2:14.610	04	1 Lap	2:15.531			
						30	1:56.904	2:11.877						

Weather / Track : Sunny / Dry

Circuit of the Americas
 Circuit Length = 3.4308 miles
 Start: 12:29 Flag 13:31 End: 13:37

Grand Prix of Texas

SprintX

ROUND 10 - Sunday September 3rd 2017 - LAP CHART

LAP 26 @ 13:31:28.000		
NO	BEHIND	LAP TIME
2		2:09.198
58	1.274	2:08.256
04	2 Laps	2:17.918
24	1 Lap	2:11.815
4	27.159	2:10.481
9	30.002	2:10.111
6	36.767	2:11.410
82	1 Lap	2:22.571
43	42.811	2:10.070
23	1 Lap	2:12.258
3	52.964	2:09.481
93	55.713	2:11.144
99	1:00.403	2:10.113
55	1 Lap	2:18.981
14	1:14.584	2:11.516
54	1:15.064	2:12.360
16	1:18.579	2:10.659
44	1:38.274	2:13.686
09	2 Laps	2:23.830
95	1 Lap	2:17.985
90	1 Lap	2:16.726
18	1 Lap	2:15.886
77	1:49.343	2:15.136
019	2 Laps	2:25.719
30	2:10.413	2:14.071
47	2 Laps	2:26.812

Weather / Track : Sunny / Dry

Grand Prix of Texas

SprintX

ROUND 10 - Sunday September 3rd 2017 - POSITION CHART

No	Name	Lap Pos	Lap																										
			1	2	3	4	5	6	7	8	9	10	11	12	13	14	15	16	17	18	19	20	21	22	23	24	25	26	
14	GMG Racing	1	14	14	14	14	14	14	14	14	14	14	14	14	14	14	14	14	14	14	14	14	14	14	14	14	14	14	14
31	TR3 Racing	2	58	58	58	58	58	58	58	58	58	58	58	58	58	58	58	58	58	58	58	58	58	58	58	58	58	58	58
58	Wright Motorsports	3	2	2	2	2	2	2	2	2	2	2	2	2	2	2	2	2	2	2	2	2	2	2	2	2	2	2	2
54	Black Swan Racing	4	54	54	54	54	54	54	54	54	54	54	54	54	54	54	54	54	54	54	54	54	54	54	54	54	54	54	54
2	CRP Racing	5	4	4	4	4	4	4	4	4	4	4	4	4	4	4	4	4	4	4	4	4	4	4	4	4	4	4	4
3	Cadillac Racing	6	6	6	6	6	6	6	6	6	6	6	6	6	6	6	6	6	6	6	6	6	6	6	6	6	6	6	6
4	Magnus Racing	7	43	43	43	43	43	43	43	43	43	43	43	43	43	43	43	43	43	43	43	43	43	43	43	43	43	43	43
82	McCann Racing	8	88	88	88	88	88	88	88	88	88	88	88	88	88	88	88	88	88	88	88	88	88	88	88	88	88	88	88
8	Cadillac Racing	9	77	77	77	77	77	77	77	77	77	77	77	77	77	77	77	77	77	77	77	77	77	77	77	77	77	77	77
6	K-PAX Racing	10	82	82	82	82	82	82	82	82	82	82	82	82	82	82	82	82	82	82	82	82	82	82	82	82	82	82	82
99	Gainsco/Bob Stallings F	11	9	9	9	9	9	9	9	9	9	9	9	9	9	9	9	9	9	9	9	9	9	9	9	9	9	9	9
9	K-PAX Racing	12	44	44	44	44	44	44	44	44	44	44	44	44	44	44	44	44	44	44	44	44	44	44	44	44	44	44	44
43	RealTime Racing	13	93	93	93	93	93	93	93	93	93	93	93	93	93	93	93	93	93	93	93	93	93	93	93	93	93	93	93
88	Absolute Racing	14	24	24	24	24	24	24	24	24	24	24	24	24	24	24	24	24	24	24	24	24	24	24	24	24	24	24	24
93	RealTime Racing	15	16	16	16	16	16	16	16	16	16	16	16	16	16	16	16	16	16	16	16	16	16	16	16	16	16	16	16
44	Magnus Racing	16	23	23	23	23	23	23	23	23	23	23	23	23	23	23	23	23	23	23	23	23	23	23	23	23	23	23	23
30	MOMO/NGT Motorspor	17	99	99	99	99	99	99	99	99	99	99	99	99	99	99	99	99	99	99	99	99	99	99	99	99	99	99	99
23	M1GT Racing	18	04	04	04	04	04	04	04	04	04	04	04	04	04	04	04	04	04	04	04	04	04	04	04	04	04	04	04
24	M1GT Racing	19	3	3	3	3	3	3	3	3	3	3	3	3	3	3	3	3	3	3	3	3	3	3	3	3	3	3	3
04	De La Torre Racing	20	55	55	55	55	55	55	55	55	55	55	55	55	55	55	55	55	55	55	55	55	55	55	55	55	55	55	55
77	Calvert Dynamics	21	18	18	18	18	18	18	18	18	18	18	18	18	18	18	18	18	18	18	18	18	18	18	18	18	18	18	18
16	Wright Motorsports	22	95	95	95	95	95	95	95	95	95	95	95	95	95	95	95	95	95	95	95	95	95	95	95	95	95	95	95
55	Dream Racing Motorspor	23	90	90	90	90	90	90	90	90	90	90	90	90	90	90	90	90	90	90	90	90	90	90	90	90	90	90	90
95	Tool Racing	24	09	09	09	09	09	09	09	09	09	09	09	09	09	09	09	09	09	09	09	09	09	09	09	09	09	09	09
18	R3 Motorsports	25	47	47	47	47	47	47	47	47	47	47	47	47	47	47	47	47	47	47	47	47	47	47	47	47	47	47	47
90	Autometrics Motorsport	26	019	019	019	019	019	019	019	019	019	019	019	019	019	019	019	019	019	019	019	019	019	019	019	019	019	019	019
09	TRG-AMR	27	017	017	017	017	017	017	017	017	017	017	017	017	017	017	017	017	017	017	017	017	017	017	017	017	017	017	017
47	NOLAsport	28	30	30	30	30	30	30	30	30	30	30	30	30	30	30	30	30	30	30	30	30	30	30	30	30	30	30	30
019	Stephen Cameron Raci	29	03	03	03	03	03	03	03	03	03	03	03	03	03	03	03	03	03	03	03	03	03	03	03	03	03	03	03
017	Case-it Racing	30	8	SC																									
03	TRG	31	SC																										

Weather / Track : Sunny / Dry

Circuit of the Americas
 Circuit Length = 3.4308 miles
 Start: 12:29 Flag 13:31 End: 13:37

Results can be found at www.tsl-timing.com

Printed - 13:47 Sunday, September 3, 2017

Grand Prix of Texas

SprintX

ROUND 10 - Sunday September 3rd 2017 - SECTOR ANALYSIS

SECTOR 1 = FL to I1, SECTOR 2 = I1 to I2, SECTOR 3 = I2 to FL, DIFF = Difference To Personal Best Lap, P = Crossed Finish Line in Pit Lane, D = Time Disallowed

P1		2 Pro/Pro CRP Racing			Mercedes AMG GT3 - DeVilbiss/ Emkay			
IDEAL LAP TIME : 2:06.635		BEST LAP TIME : 2:06.946		DIFFERENCE : 0.311				
D1: Daniel MORAD		D2: Ryan DALZIEL						
LAP	SECTOR 1	SECTOR 2		SECTOR 3	LAP TIME	MPH	DIFF	TIME OF DAY
1 - D2		1:06.323	58.4	1:27.886	3:03.538	67.29	56.592	12:32:32.236
2 - D2	52.695	1:30.750	54.7	1:21.348	3:44.793	54.94	1:37.847	12:36:17.029
3 - D2	52.033	1:29.660	46.0	1:20.791	3:42.484	55.51	1:35.538	12:39:59.513
4 - D2	51.638	1:26.551	43.9	1:19.153	3:37.342	56.82	1:30.396	12:43:36.855
5 - D2	28.073	48.569	158.2	51.252	2:07.894	96.57	0.948	12:45:44.749
6 - D2	27.562	48.508	159.0	51.273	2:07.343	96.98	0.397	12:47:52.092
7 - D2	27.371	48.508	158.2	51.073	2:06.952 (2)	97.28	0.006	12:49:59.044
8 - D2	27.369	48.579	158.6	51.083	2:07.031 (3)	97.22	0.085	12:52:06.075
9 - D2	27.391	48.595	158.6	50.960	2:06.946 (1)	97.29		12:54:13.021
10 - D2	27.480	48.405	158.2	51.169	2:07.054	97.20	0.108	12:56:20.075
11 - D2	27.459	48.724	157.9	51.326	2:07.509	96.86	0.563	12:58:27.584
12 - D2	27.275	48.597	159.4	IN PIT	2:10.501 P	94.64	3.555	13:00:38.085
13 - D2	OUTLAP	49.089	157.9	51.813	2:57.072	69.75	50.126	13:03:35.157
14 - D1	27.666	49.436	157.1	51.353	2:08.455	96.14	1.509	13:05:43.612
15 - D1	27.396	48.935	157.5	51.730	2:08.061	96.44	1.115	13:07:51.673
16 - D1	28.178	49.762	157.9	51.518	2:09.458	95.40	2.512	13:10:01.131
17 - D1	27.296	48.985	157.5	51.521	2:07.802	96.64	0.856	13:12:08.933
18 - D1	27.294	49.092	158.6	51.694	2:08.080	96.43	1.134	13:14:17.013
19 - D1	27.425	49.197	158.6	52.014	2:08.636	96.01	1.690	13:16:25.649
20 - D1	27.583	48.876	159.4	52.154	2:08.613	96.03	1.667	13:18:34.262
21 - D1	27.753	49.918	157.9	52.041	2:09.712	95.21	2.766	13:20:43.974
22 - D1	27.459	49.150	158.2	52.335	2:08.944	95.78	1.998	13:22:52.918
23 - D1	27.512	48.981	157.5	52.146	2:08.639	96.01	1.693	13:25:01.557
24 - D1	27.270	49.243	158.6	52.073	2:08.586	96.05	1.640	13:27:10.143
25 - D1	27.484	49.012	158.2	52.163	2:08.659	95.99	1.713	13:29:18.802
26 - D1	27.617	49.405	158.2	52.176	2:09.198	95.59	2.252	13:31:28.000

P2		58 Pro/Pro Wright Motorsports			Porsche 911 GT3 R -			
IDEAL LAP TIME : 2:06.685		BEST LAP TIME : 2:06.838		DIFFERENCE : 0.153				
D1: Patrick LONG		D2: Joerg BERGMEISTER						
LAP	SECTOR 1	SECTOR 2		SECTOR 3	LAP TIME	MPH	DIFF	TIME OF DAY
1 - D2		1:06.257	62.4	1:27.579	3:02.672	67.61	55.834	12:32:31.370
2 - D2	52.602	1:31.055	56.2	1:20.931	3:44.588	54.99	1:37.750	12:36:15.958
3 - D2	52.292	1:29.504	49.3	1:20.864	3:42.660	55.46	1:35.822	12:39:58.618
4 - D2	51.695	1:26.421	57.4	1:19.647	3:37.763	56.71	1:30.925	12:43:36.381
5 - D2	27.453	48.882	158.6	51.261	2:07.596	96.79	0.758	12:45:43.977
6 - D2	27.309	48.840	160.1	51.221	2:07.370	96.96	0.532	12:47:51.347
7 - D2	27.204	48.542	159.4	51.196	2:06.942 (2)	97.29	0.104	12:49:58.289
8 - D2	27.299	48.569	159.7	51.144	2:07.012 (3)	97.24	0.174	12:52:05.301
9 - D2	27.344	48.481	159.4	51.013	2:06.838 (1)	97.37		12:54:12.139
10 - D2	27.388	48.760	159.7	51.105	2:07.253	97.05	0.415	12:56:19.392
11 - D2	27.231	48.664	157.5	IN PIT	2:11.128 P	94.18	4.290	12:58:30.520
12 - D1	OUTLAP	49.258	157.9	51.321	2:59.566	68.78	52.728	13:01:30.086
13 - D1	27.199	49.121	159.7	51.448	2:07.768	96.66	0.930	13:03:37.854
14 - D1	27.293	49.285	160.5	51.393	2:07.971	96.51	1.133	13:05:45.825
15 - D1	27.279	48.733	160.1	51.742	2:07.754	96.67	0.916	13:07:53.579
16 - D1	27.293	49.724	160.5	51.286	2:08.303	96.26	1.465	13:10:01.882
17 - D1	27.191	49.096	161.3	51.429	2:07.716	96.70	0.878	13:12:09.598
18 - D1	27.267	49.100	160.9	51.614	2:07.981	96.50	1.143	13:14:17.579
19 - D1	27.600	48.914	158.2	51.973	2:08.487	96.12	1.649	13:16:26.066
20 - D1	27.469	49.233	154.2	52.498	2:09.200	95.59	2.362	13:18:35.266
21 - D1	27.473	49.400	158.2	52.492	2:09.365	95.47	2.527	13:20:44.631
22 - D1	27.406	49.376	160.1	52.286	2:09.068	95.69	2.230	13:22:53.699

Circuit of the Americas

Circuit Length = 3.4308 miles

Start: 12:29 Flag 13:31 End: 13:37

Weather / Track : Sunny / Dry

Grand Prix of Texas

SprintX

ROUND 10 - Sunday September 3rd 2017 - SECTOR ANALYSIS

SECTOR 1 = FL to I1, SECTOR 2 = I1 to I2, SECTOR 3 = I2 to FL, DIFF = Difference To Personal Best Lap, P = Crossed Finish Line in Pit Lane, D = Time Disallowed

23 - D1	27.761	49.027	158.6	51.948	2:08.736	95.93	1.898	13:25:02.435
24 - D1	27.414	49.632	159.4	52.310	2:09.356	95.47	2.518	13:27:11.791
25 - D1	27.583	49.388	160.9	52.256	2:09.227	95.57	2.389	13:29:21.018
26 - D1	27.342	49.030	161.7	51.884	2:08.256	96.29	1.418	13:31:29.274

P3 4 Pro/Pro Magnus Racing		Audi RS 8 LMS -						
IDEAL LAP TIME : 2:07.347		BEST LAP TIME : 2:07.625		DIFFERENCE : 0.278				
D1: Pierre KAFFER		D2: Spencer PUMPELLY						
LAP	SECTOR 1	SECTOR 2	SECTOR 3	LAP TIME	MPH	DIFF	TIME OF DAY	
1 - D2		1:06.016	55.5	1:27.711	3:05.649	66.52	58.024	12:32:34.347
2 - D2	52.620	1:30.879	64.1	1:21.221	3:44.720	54.96	1:37.095	12:36:19.067
3 - D2	52.134	1:30.034	54.2	1:20.468	3:42.636	55.47	1:35.011	12:40:01.703
4 - D2	51.579	1:26.786	58.6	1:17.558	3:35.923	57.20	1:28.298	12:43:37.626
5 - D2	28.353	49.550	157.5	51.797	2:09.700	95.22	2.075	12:45:47.326
6 - D2	27.704	49.100	157.9	51.621	2:08.425	96.17	0.800	12:47:55.751
7 - D2	27.594	48.898	157.1	51.660	2:08.152	96.37	0.527	12:50:03.903
8 - D2	27.425	48.993	157.1	51.242	2:07.660 (2)	96.74	0.035	12:52:11.563
9 - D2	27.405	48.702	157.5	51.637	2:07.744 (3)	96.68	0.119	12:54:19.307
10 - D2	27.506	49.204	157.1	51.416	2:08.126	96.39	0.501	12:56:27.433
11 - D2	27.403	48.945	156.4	51.277	2:07.625 (1)	96.77		12:58:35.058
12 - D2	27.466	49.092	157.9	IN PIT	2:11.390 P	94.00	3.765	13:00:46.448
13 - D1	OUTLAP	49.403	157.1	51.816	3:04.314	67.01	56.689	13:03:50.762
14 - D1	27.578	49.171	157.1	51.746	2:08.495	96.11	0.870	13:05:59.257
15 - D1	27.543	49.272	156.7	51.964	2:08.779	95.90	1.154	13:08:08.036
16 - D1	27.978	50.739	156.7	51.985	2:10.702	94.49	3.077	13:10:18.738
17 - D1	27.568	49.820	157.1	52.071	2:09.459	95.40	1.834	13:12:28.197
18 - D1	27.756	49.879	157.1	52.237	2:09.872	95.10	2.247	13:14:38.069
19 - D1	27.559	49.182	157.9	51.942	2:08.683	95.97	1.058	13:16:46.752
20 - D1	28.093	49.812	158.2	52.559	2:10.464	94.66	2.839	13:18:57.216
21 - D1	27.555	49.485	157.9	52.592	2:09.632	95.27	2.007	13:21:06.848
22 - D1	27.849	50.884	157.5	51.973	2:10.706	94.49	3.081	13:23:17.554
23 - D1	27.637	49.519	157.1	51.884	2:09.040	95.71	1.415	13:25:26.594
24 - D1	27.757	49.502	157.5	51.852	2:09.111	95.66	1.486	13:27:35.705
25 - D1	27.596	49.242	157.9	52.135	2:08.973	95.76	1.348	13:29:44.678
26 - D1	27.943	50.048	158.2	52.490	2:10.481	94.65	2.856	13:31:55.159

P4 9 Pro/Pro K-PAX Racing		McLaren 650S GT3 -						
IDEAL LAP TIME : 2:07.961		BEST LAP TIME : 2:08.235		DIFFERENCE : 0.274				
D1: Alvaro PARENTE		D2: Ben BARNICOAT						
LAP	SECTOR 1	SECTOR 2	SECTOR 3	LAP TIME	MPH	DIFF	TIME OF DAY	
1 - D2		1:09.531	57.4	1:27.480	3:10.701	64.76	1:02.466	12:32:39.399
2 - D2	55.783	1:28.709	31.8	1:20.421	3:44.913	54.91	1:36.678	12:36:24.312
3 - D2	53.917	1:28.481	54.0	1:21.643	3:44.041	55.12	1:35.806	12:40:08.353
4 - D2	50.078	1:28.234	51.3	1:13.472	3:31.784	58.31	1:23.549	12:43:40.137
5 - D2	28.247	49.879	156.7	52.075	2:10.201	94.86	1.966	12:45:50.338
6 - D2	28.135	49.086	160.5	52.129	2:09.350	95.48	1.115	12:47:59.688
7 - D2	28.072	51.017	157.9	52.324	2:11.413	93.98	3.178	12:50:11.101
8 - D2	27.469	49.020	160.9	51.882	2:08.371 (2)	96.21	0.136	12:52:19.472
9 - D2	27.442	49.091	159.0	51.929	2:08.462	96.14	0.227	12:54:27.934
10 - D2	27.358	48.922	160.1	51.955	2:08.235 (1)	96.31		12:56:36.169
11 - D2	27.856	49.602	159.7	IN PIT	2:12.552 P	93.17	4.317	12:58:48.721
12 - D1	OUTLAP	49.684	158.6	51.868	2:59.422	68.83	51.187	13:01:48.143
13 - D1	27.506	49.268	157.5	51.681	2:08.455 (3)	96.14	0.220	13:03:56.598
14 - D1	27.381	49.117	156.0	52.290	2:08.788	95.90	0.553	13:06:05.386
15 - D1	27.673	49.170	159.4	51.945	2:08.788	95.90	0.553	13:08:14.174
16 - D1	27.808	49.606	159.4	52.328	2:09.742	95.19	1.507	13:10:23.916
17 - D1	27.565	49.350	159.4	52.261	2:09.176	95.61	0.941	13:12:33.092
18 - D1	27.435	49.540	159.4	52.523	2:09.498	95.37	1.263	13:14:42.590

Circuit of the Americas

Circuit Length = 3.4308 miles

Start: 12:29 Flag 13:31 End: 13:37

Weather / Track : Sunny / Dry

Grand Prix of Texas

SprintX

ROUND 10 - Sunday September 3rd 2017 - SECTOR ANALYSIS

SECTOR 1 = FL to I1, SECTOR 2 = I1 to I2, SECTOR 3 = I2 to FL, DIFF = Difference To Personal Best Lap, P = Crossed Finish Line in Pit Lane, D = Time Disallowed

19 - D1	27.420	49.480	159.7	51.915	2:08.815	95.88	0.580	13:16:51.405
20 - D1	27.418	49.569	160.1	52.487	2:09.474	95.39	1.239	13:19:00.879
21 - D1	27.489	49.356	159.7	52.367	2:09.212	95.58	0.977	13:21:10.091
22 - D1	27.785	49.463	160.1	52.159	2:09.407	95.44	1.172	13:23:19.498
23 - D1	27.428	49.228	160.1	52.440	2:09.096	95.67	0.861	13:25:28.594
24 - D1	27.609	49.592	160.1	52.612	2:09.813	95.14	1.578	13:27:38.407
25 - D1	27.664	49.394	160.5	52.426	2:09.484	95.38	1.249	13:29:47.891
26 - D1	27.517	49.790	160.5	52.804	2:10.111	94.92	1.876	13:31:58.002

P5 6 Pro/Pro K-PAX Racing		McLaren 650S GT3 -						
IDEAL LAP TIME : 2:07.728		BEST LAP TIME : 2:07.908		DIFFERENCE : 0.180				
D1: Bryan SELLERS		D2: Michael LEWIS						
LAP	SECTOR 1	SECTOR 2	SECTOR 3	LAP TIME	MPH	DIFF	TIME OF DAY	
1 - D2		1:06.434	52.5	1:27.614	3:06.290	66.29	58.382	12:32:34.988
2 - D2	52.554	1:31.493	52.6	1:20.615	3:44.662	54.97	1:36.754	12:36:19.650
3 - D2	52.425	1:29.758	49.4	1:20.369	3:42.552	55.49	1:34.644	12:40:02.202
4 - D2	51.588	1:26.962	62.5	1:17.244	3:35.794	57.23	1:27.886	12:43:37.996
5 - D2	28.701	49.646	160.1	51.983	2:10.330	94.76	2.422	12:45:48.326
6 - D2	27.578	48.937	159.7	51.685	2:08.200 (2)	96.34	0.292	12:47:56.526
7 - D2	27.464	48.862	159.7	51.582	2:07.908 (1)	96.56		12:50:04.434
8 - D2	27.501	49.739	156.7	52.869	2:10.109	94.92	2.201	12:52:14.543
9 - D2	27.621	49.268	159.0	51.784	2:08.673 (3)	95.98	0.765	12:54:23.216
10 - D2	27.546	49.461	158.6	51.945	2:08.952	95.77	1.044	12:56:32.168
11 - D2	27.284	49.552	159.0	52.929	2:09.765	95.17	1.857	12:58:41.933
12 - D1	28.136	49.656	160.1	IN PIT	2:13.171 P	92.74	5.263	13:00:55.104
13 - D1	OUTLAP	49.587	158.2	52.163	2:59.874	68.66	51.966	13:03:54.978
14 - D1	27.626	50.152	159.0	52.098	2:09.876	95.09	1.968	13:06:04.854
15 - D1	27.516	50.019	142.1	52.585	2:10.120	94.91	2.212	13:08:14.974
16 - D1	27.624	49.856	159.7	52.643	2:10.123	94.91	2.215	13:10:25.097
17 - D1	27.852	50.480	159.7	52.321	2:10.653	94.53	2.745	13:12:35.750
18 - D1	27.455	49.357	160.5	53.062	2:09.874	95.09	1.966	13:14:45.624
19 - D1	27.569	49.395	160.1	52.152	2:09.116	95.65	1.208	13:16:54.740
20 - D1	27.551	49.472	160.5	52.626	2:09.649	95.26	1.741	13:19:04.389
21 - D1	28.033	49.304	160.1	52.481	2:09.818	95.14	1.910	13:21:14.207
22 - D1	27.568	50.007	160.1	52.580	2:10.155	94.89	2.247	13:23:24.362
23 - D1	27.559	50.295	159.4	52.431	2:10.285	94.79	2.377	13:25:34.647
24 - D1	27.318	49.764	159.7	52.187	2:09.269	95.54	1.361	13:27:43.916
25 - D1	27.563	49.510	160.1	52.368	2:09.441	95.41	1.533	13:29:53.357
26 - D1	27.597	49.780	159.0	54.033	2:11.410	93.98	3.502	13:32:04.767

P6 43 Pro/Pro RealTime Racing		Acura NSX GT3 - Acura/ HPD/ RealTime						
IDEAL LAP TIME : 2:08.107		BEST LAP TIME : 2:08.203		DIFFERENCE : 0.096				
D1: Ryan EVERSLEY		D2: Tom DYER						
LAP	SECTOR 1	SECTOR 2	SECTOR 3	LAP TIME	MPH	DIFF	TIME OF DAY	
1 - D2		1:07.618	58.6	1:26.739	3:06.985	66.05	58.782	12:32:35.683
2 - D2	53.025	1:31.377	52.1	1:20.464	3:44.866	54.92	1:36.663	12:36:20.549
3 - D2	52.310	1:30.243	59.1	1:19.993	3:42.546	55.49	1:34.343	12:40:03.095
4 - D2	51.407	1:26.951	70.1	1:16.796	3:35.154	57.40	1:26.951	12:43:38.249
5 - D2	28.106	49.556	161.3	52.893	2:10.555	94.60	2.352	12:45:48.804
6 - D2	27.493	49.524	159.0	52.497	2:09.514	95.36	1.311	12:47:58.318
7 - D2	27.504	48.924	160.5	51.775	2:08.203 (1)	96.33		12:50:06.521
8 - D2	27.483	49.312	160.5	51.789	2:08.584 (2)	96.05	0.381	12:52:15.105
9 - D2	27.408	49.342	159.4	52.175	2:08.925 (3)	95.79	0.722	12:54:24.030
10 - D2	27.693	49.216	158.6	52.709	2:09.618	95.28	1.415	12:56:33.648
11 - D0	27.563	49.299	157.5	52.152	2:09.014	95.73	0.811	12:58:42.662
12 - D0	27.691	50.015	157.9	53.771	2:11.477	93.93	3.274	13:00:54.139
13 - D0	27.556	49.191	156.0	IN PIT	2:13.019 P	92.85	4.816	13:03:07.158
14 - D1	OUTLAP	50.097	157.9	52.070	3:03.666	67.24	55.463	13:06:10.824

Circuit of the Americas
 Circuit Length = 3.4308 miles
 Start: 12:29 Flag 13:31 End: 13:37

Weather / Track : Sunny / Dry

Grand Prix of Texas

SprintX

ROUND 10 - Sunday September 3rd 2017 - SECTOR ANALYSIS

SECTOR 1 = FL to I1, SECTOR 2 = I1 to I2, SECTOR 3 = I2 to FL, DIFF = Difference To Personal Best Lap, P = Crossed Finish Line in Pit Lane, D = Time Disallowed

15 - D1	27.481	49.920	158.6	52.113	2:09.514	95.36	1.311	13:08:20.338
16 - D1	27.704	49.911	157.5	52.210	2:09.825	95.13	1.622	13:10:30.163
17 - D1	27.637	49.608	159.4	52.714	2:09.959	95.03	1.756	13:12:40.122
18 - D1	27.691	49.633	159.4	52.017	2:09.341	95.49	1.138	13:14:49.463
19 - D1	27.552	50.391	159.4	52.191	2:10.134	94.90	1.931	13:16:59.597
20 - D1	27.481	49.931	159.0	52.584	2:09.996	95.00	1.793	13:19:09.593
21 - D1	27.570	50.167	159.4	52.388	2:10.125	94.91	1.922	13:21:19.718
22 - D1	27.475	49.891	156.0	52.818	2:10.184	94.87	1.981	13:23:29.902
23 - D1	27.603	49.902	159.0	52.385	2:09.890	95.08	1.687	13:25:39.792
24 - D1	27.847	49.596	159.4	53.405	2:10.848	94.39	2.645	13:27:50.640
25 - D1	27.624	49.945	158.6	52.532	2:10.101	94.93	1.898	13:30:00.741
26 - D1	27.736	49.939	159.4	52.395	2:10.070	94.95	1.867	13:32:10.811

P7 3 Pro/Pro Cadillac Racing

Cadillac ATS-V.R - Cadillac

IDEAL LAP TIME : 2:08.033

BEST LAP TIME : 2:08.183

DIFFERENCE : 0.150

D1: Ricky TAYLOR

D2: Johnny O'CONNELL

LAP	SECTOR 1	SECTOR 2	SECTOR 3	LAP TIME	MPH	DIFF	TIME OF DAY	
1 - D2		1:10.956	68.9	1:28.543	3:20.042	61.74	1:11.859	12:32:48.740
2 - D2	54.695	1:31.981	71.3	1:19.168	3:45.844	54.68	1:37.661	12:36:34.584
3 - D2	57.080	1:29.388	83.5	1:17.661	3:44.129	55.10	1:35.946	12:40:18.713
4 - D2	49.096	1:26.667	85.1	1:08.553	3:24.316	60.45	1:16.133	12:43:43.029
5 - D2	28.627	49.512	162.0	52.096	2:10.235	94.83	2.052	12:45:53.264
6 - D2	27.350	48.941	158.2	52.543	2:08.834	95.86	0.651	12:48:02.098
7 - D2	27.517	49.395	153.5	52.941	2:09.853	95.11	1.670	12:50:11.951
8 - D2	27.733	48.751	157.1	52.235	2:08.719 (3)	95.95	0.536	12:52:20.670
9 - D2	27.449	49.332	159.7	52.375	2:09.156	95.62	0.973	12:54:29.826
10 - D2	27.480	48.830	157.9	IN PIT	2:11.414 P	93.98	3.231	12:56:41.240
11 - D1	OUTLAP	48.838	158.2	52.619	3:01.257	68.14	53.074	12:59:42.497
12 - D1	27.508	48.728	161.7	52.229	2:08.465 (2)	96.14	0.282	13:01:50.962
13 - D1	27.324	48.838	162.4	52.021	2:08.183 (1)	96.35		13:03:59.145
14 - D1	27.284	49.224	162.0	52.685	2:09.193	95.60	1.010	13:06:08.338
15 - D1	27.412	49.395	162.0	52.367	2:09.174	95.61	0.991	13:08:17.512
16 - D1	27.407	49.068	162.0	53.287	2:09.762	95.18	1.579	13:10:27.274
17 - D1	27.391	49.403	159.7	52.490	2:09.284	95.53	1.101	13:12:36.558
18 - D1	27.393	49.329	162.8	52.919	2:09.641	95.27	1.458	13:14:46.199
19 - D1	27.844	49.077	162.8	52.506	2:09.427	95.42	1.244	13:16:55.626
20 - D1	27.348	49.029	162.4	52.967	2:09.344	95.48	1.161	13:19:04.970
21 - D1	27.796	49.156	162.4	52.988	2:09.940	95.05	1.757	13:21:14.910
22 - D1	27.500	1:07.083	160.5	52.679	2:27.262	83.87	19.079	13:23:42.172
23 - D1	27.322	49.173	163.2	52.919	2:09.414	95.43	1.231	13:25:51.586
24 - D1	27.546	49.180	161.7	53.112	2:09.838	95.12	1.655	13:28:01.424
25 - D1	27.674	49.344	162.4	53.041	2:10.059	94.96	1.876	13:30:11.483
26 - D1	27.623	49.115	163.2	52.743	2:09.481	95.38	1.298	13:32:20.964

P8 93 Pro/Pro RealTime Racing

Acura NSX GT3 - Acura/ HPD/ RealTime

IDEAL LAP TIME : 2:08.366

BEST LAP TIME : 2:08.501

DIFFERENCE : 0.135

D1: Peter KOX

D2: Mark WILKINS

LAP	SECTOR 1	SECTOR 2	SECTOR 3	LAP TIME	MPH	DIFF	TIME OF DAY	
1 - D2		1:09.810	58.8	1:28.078	3:12.736	64.08	1:04.235	12:32:41.434
2 - D2	55.283	1:29.995	48.1	1:19.660	3:44.938	54.90	1:36.437	12:36:26.372
3 - D2	53.853	1:29.914	55.8	1:20.291	3:44.058	55.12	1:35.557	12:40:10.430
4 - D2	49.972	1:27.055	53.2	1:13.100	3:30.127	58.77	1:21.626	12:43:40.557
5 - D2	28.630	49.450	158.2	53.472	2:11.552	93.88	3.051	12:45:52.109
6 - D2	27.565	49.072	159.7	52.753	2:09.390 (3)	95.45	0.889	12:48:01.499
7 - D2	27.710	49.664	156.4	52.608	2:09.982	95.02	1.481	12:50:11.481
8 - D2	27.581	48.986	160.9	51.934	2:08.501 (1)	96.11		12:52:19.982
9 - D2	27.633	49.795	158.2	52.924	2:10.352	94.75	1.851	12:54:30.334
10 - D2	27.696	49.079	159.4	52.149	2:08.924 (2)	95.79	0.423	12:56:39.258

Circuit of the Americas

Circuit Length = 3.4308 miles

Start: 12:29 Flag 13:31 End: 13:37

Weather / Track : Sunny / Dry

Grand Prix of Texas

SprintX

ROUND 10 - Sunday September 3rd 2017 - SECTOR ANALYSIS

SECTOR 1 = FL to I1, SECTOR 2 = I1 to I2, SECTOR 3 = I2 to FL, DIFF = Difference To Personal Best Lap, P = Crossed Finish Line in Pit Lane, D = Time Disallowed

11 - D2	27.524	48.908	157.5	52.970	2:09.402	95.44	0.901	12:58:48.660
12 - D2	28.291	49.970	157.9	IN PIT	2:14.715	P 91.68	6.214	13:01:03.375
13 - D1	OUTLAP	50.145	156.0	52.454	3:01.214	68.15	52.713	13:04:04.589
14 - D1	27.627	50.444	156.0	52.412	2:10.483	94.65	1.982	13:06:15.072
15 - D1	27.717	50.189	158.6	52.009	2:09.915	95.06	1.414	13:08:24.987
16 - D1	27.791	50.653	159.0	52.258	2:10.702	94.49	2.201	13:10:35.689
17 - D1	27.714	49.942	159.7	52.248	2:09.904	95.07	1.403	13:12:45.593
18 - D1	27.614	49.871	160.1	52.856	2:10.341	94.75	1.840	13:14:55.934
19 - D1	27.710	50.059	160.1	52.687	2:10.456	94.67	1.955	13:17:06.390
20 - D1	28.633	51.016	158.6	52.478	2:12.127	93.47	3.626	13:19:18.517
21 - D1	27.854	49.752	160.1	52.886	2:10.492	94.64	1.991	13:21:29.009
22 - D1	27.833	49.713	158.6	52.568	2:10.114	94.92	1.613	13:23:39.123
23 - D1	27.812	50.384	159.7	52.777	2:10.973	94.30	2.472	13:25:50.096
24 - D1	27.696	49.892	156.7	53.312	2:10.900	94.35	2.399	13:28:00.996
25 - D1	28.533	50.125	160.1	52.915	2:11.573	93.87	3.072	13:30:12.569
26 - D1	28.382	49.937	160.1	52.825	2:11.144	94.17	2.643	13:32:23.713

P9 99 Pro/Pro Gainsco/Bob Stallings Racing

Porsche 911 GT3 R - Gainsco Auto Insurance

IDEAL LAP TIME : 2:07.752

BEST LAP TIME : 2:07.752

DIFFERENCE : 0.000

D1: Jon FOGARTY

D2: Wolf HENZLER

LAP	SECTOR 1	SECTOR 2	SECTOR 3	LAP TIME	MPH	DIFF	TIME OF DAY	
1 - D2		1:11.929	68.4	1:28.657	3:17.610	62.50	1:09.858	12:32:46.308
2 - D2	54.320	1:30.887	57.3	1:20.201	3:45.408	54.79	1:37.656	12:36:31.716
3 - D2	55.445	1:28.270	65.0	1:20.116	3:43.831	55.17	1:36.079	12:40:15.547
4 - D2	50.307	1:25.212	56.0	1:11.112	3:26.631	59.77	1:18.879	12:43:42.178
5 - D2	28.680	51.670	127.5	53.311	2:13.661	92.40	5.909	12:45:55.839
6 - D2	27.884	49.537	157.5	52.466	2:09.887	95.08	2.135	12:48:05.726
7 - D2	27.544	48.790	161.7	52.290	2:08.624	96.02	0.872	12:50:14.350
8 - D2	27.282	48.709	160.5	51.761	2:07.752 (1)	96.67		12:52:22.102
9 - D2	27.435	49.237	160.1	51.937	2:08.609	(3) 96.03	0.857	12:54:30.711
10 - D2	27.724	49.599	156.0	IN PIT	2:12.934	P 92.91	5.182	12:56:43.645
11 - D1	OUTLAP	49.400	159.4	IN PIT	3:02.450	P 67.69	54.698	12:59:46.095
12 - D1	OUTLAP	49.324	159.0	51.840	2:29.837	82.42	22.085	13:02:15.932
13 - D1	27.851	49.136	159.4	51.834	2:08.821	95.87	1.069	13:04:24.753
14 - D1	27.786	49.011	159.4	51.961	2:08.758	95.92	1.006	13:06:33.511
15 - D1	27.470	49.463	159.7	52.110	2:09.043	95.71	1.291	13:08:42.554
16 - D1	27.547	49.615	160.1	52.094	2:09.256	95.55	1.504	13:10:51.810
17 - D1	27.335	49.141	160.5	51.940	2:08.416	(2) 96.17	0.664	13:13:00.226
18 - D1	27.391	49.664	160.5	52.021	2:09.076	95.68	1.324	13:15:09.302
19 - D1	27.602	49.425	160.5	52.252	2:09.279	95.53	1.527	13:17:18.581
20 - D1	27.423	49.575	160.5	52.332	2:09.330	95.49	1.578	13:19:27.911
21 - D1	27.661	49.924	160.9	52.381	2:09.966	95.03	2.214	13:21:37.877
22 - D1	27.635	49.878	161.3	52.887	2:10.400	94.71	2.648	13:23:48.277
23 - D1	28.104	49.535	160.9	53.353	2:10.992	94.28	3.240	13:25:59.269
24 - D1	27.437	50.012	160.1	52.436	2:09.885	95.09	2.133	13:28:09.154
25 - D1	27.401	49.197	160.9	52.538	2:09.136	95.64	1.384	13:30:18.290
26 - D1	27.479	49.384	159.4	53.250	2:10.113	94.92	2.361	13:32:28.403

P10 14 Pro/Am GMG Racing

Porsche 911 GT3 R - GMG/ Spyder/ Mobil 1

IDEAL LAP TIME : 2:05.911

BEST LAP TIME : 2:06.259

DIFFERENCE : 0.348

D1: James SOFRONAS

D2: Mathieu JAMINET

LAP	SECTOR 1	SECTOR 2	SECTOR 3	LAP TIME	MPH	DIFF	TIME OF DAY	
1 - D2		1:04.443	50.7	1:28.757	3:01.521	68.04	55.262	12:32:30.219
2 - D2	52.812	1:31.021	57.2	1:20.719	3:44.552	55.00	1:38.293	12:36:14.771
3 - D2	52.686	1:29.616	50.8	1:20.213	3:42.515	55.50	1:36.256	12:39:57.286
4 - D2	52.359	1:26.112	55.8	1:20.172	3:38.643	56.48	1:32.384	12:43:35.929
5 - D2	27.306	48.302	160.1	50.651	2:06.259 (1)	97.82		12:45:42.188
6 - D2	26.995	48.765	156.7	51.608	2:07.368	96.97	1.109	12:47:49.556

Circuit of the Americas

Circuit Length = 3.4308 miles

Start: 12:29 Flag 13:31 End: 13:37

Weather / Track : Sunny / Dry

Grand Prix of Texas

SprintX

ROUND 10 - Sunday September 3rd 2017 - SECTOR ANALYSIS

SECTOR 1 = FL to I1, SECTOR 2 = I1 to I2, SECTOR 3 = I2 to FL, DIFF = Difference To Personal Best Lap, P = Crossed Finish Line in Pit Lane, D = Time Disallowed

7 - D2	27.064	48.631	160.9	51.049	2:06.744 (2)	97.44	0.485	12:49:56.300
8 - D2	27.186	48.757	160.5	51.050	2:06.993	97.25	0.734	12:52:03.293
9 - D2	26.958	48.882	159.4	51.164	2:07.004	97.24	0.745	12:54:10.297
10 - D2	27.049	48.713	160.1	51.354	2:07.116	97.16	0.857	12:56:17.413
11 - D2	27.023	48.684	160.9	51.204	2:06.911 (3)	97.31	0.652	12:58:24.324
12 - D2	26.993	48.937	161.3	IN PIT	2:10.872 P	94.37	4.613	13:00:35.196
13 - D1	OUTLAP	50.451	159.7	52.502	3:34.846	57.48	1:28.587	13:04:10.042
14 - D1	27.934	50.416	160.1	52.476	2:10.826	94.40	4.567	13:06:20.868
15 - D1	27.626	49.619	160.9	52.766	2:10.011	94.99	3.752	13:08:30.879
16 - D1	27.862	49.983	162.0	53.751	2:11.596	93.85	5.337	13:10:42.475
17 - D1	27.924	49.921	159.7	53.566	2:11.411	93.98	5.152	13:12:53.886
18 - D1	27.767	50.008	160.1	53.000	2:10.775	94.44	4.516	13:15:04.661
19 - D1	27.601	49.903	162.0	52.836	2:10.340	94.75	4.081	13:17:15.001
20 - D1	28.028	50.071	160.1	52.867	2:10.966	94.30	4.707	13:19:25.967
21 - D1	27.867	50.031	163.6	53.356	2:11.254	94.09	4.995	13:21:37.221
22 - D1	27.663	49.852	160.1	53.084	2:10.599	94.57	4.340	13:23:47.820
23 - D1	27.579	50.533	150.8	54.760	2:12.872	92.95	6.613	13:26:00.692
24 - D1	27.667	50.096	161.3	1:01.660	2:19.423	88.58	13.164	13:28:20.115
25 - D1	28.059	49.737	155.7	53.157	2:10.953	94.31	4.694	13:30:31.068
26 - D1	28.079	49.744	163.2	53.693	2:11.516	93.91	5.257	13:32:42.584

P11 54 Pro/Am Black Swan Racing

Mercedes AMG GT3 -

IDEAL LAP TIME : 2:06.934 BEST LAP TIME : 2:07.019 DIFFERENCE : 0.085
 D1: Tim PAPPAS D2: Jeroen BLEEKEMOLEN

LAP	SECTOR 1	SECTOR 2	SECTOR 3	LAP TIME	MPH	DIFF	TIME OF DAY
1 - D2		1:06.219	55.6	1:27.911	3:04.655	57.636	12:32:33.353
2 - D2	52.776	1:30.880	60.8	1:21.261	3:44.917	1:37.898	12:36:18.270
3 - D2	51.767	1:30.234	56.4	1:20.451	3:42.452	1:35.433	12:40:00.722
4 - D2	51.685	1:26.631	50.9	1:18.164	3:36.480	1:29.461	12:43:37.202
5 - D2	28.151	49.230	158.2	51.299	2:08.680	1.661	12:45:45.882
6 - D2	27.445	48.678	158.6	51.160	2:07.283	0.264	12:47:53.165
7 - D2	27.320	48.680	158.6	51.351	2:07.351	0.332	12:50:00.516
8 - D2	27.305	48.854	158.6	51.208	2:07.367	0.348	12:52:07.883
9 - D2	27.333	48.702	157.9	51.080	2:07.115 (3)	0.096	12:54:14.998
10 - D2	27.286	48.709	157.9	51.053	2:07.048 (2)	0.029	12:56:22.046
11 - D2	27.207	48.763	158.2	51.049	2:07.019 (1)	97.23	12:58:29.065
12 - D2	27.313	48.850	158.6	51.117	2:07.280	0.261	13:00:36.345
13 - D2	27.397	48.873	157.5	IN PIT	2:10.875 P	3.856	13:02:47.220
14 - D1	OUTLAP	51.055	153.9	52.840	3:32.141	1:25.122	13:06:19.361
15 - D1	27.831	50.482	155.3	52.801	2:11.114	4.095	13:08:30.475
16 - D1	27.904	50.218	156.7	53.529	2:11.651	4.632	13:10:42.126
17 - D1	27.858	50.052	157.5	53.339	2:11.249	4.230	13:12:53.375
18 - D1	27.775	50.130	157.1	52.506	2:10.411	3.392	13:15:03.786
19 - D1	27.786	49.883	157.9	53.192	2:10.861	3.842	13:17:14.647
20 - D1	28.082	49.987	157.5	52.554	2:10.623	3.604	13:19:25.270
21 - D1	28.279	50.212	159.0	52.857	2:11.348	4.329	13:21:36.618
22 - D1	27.769	50.377	157.9	53.218	2:11.364	4.345	13:23:47.982
23 - D1	28.026	50.047	151.8	54.036	2:12.109	5.090	13:26:00.091
24 - D1	27.872	50.289	157.5	1:01.487	2:19.648	12.629	13:28:19.739
25 - D1	28.072	49.920	154.2	52.973	2:10.965	3.946	13:30:30.704
26 - D1	28.034	49.970	157.9	54.356	2:12.360	5.341	13:32:43.064

P12 16 Pro/Am Wright Motorsports

Porsche 911 GT3 R - Wright Motorsports

IDEAL LAP TIME : 2:07.802 BEST LAP TIME : 2:08.068 DIFFERENCE : 0.266
 D1: Michael SCHEIN D2: Jan HEYLEN

LAP	SECTOR 1	SECTOR 2	SECTOR 3	LAP TIME	MPH	DIFF	TIME OF DAY
1 - D2		1:10.792	61.2	1:28.826	3:15.455	1:07.387	12:32:44.153
2 - D2	54.442	1:29.990	53.0	1:20.914	3:45.346	1:37.278	12:36:29.499

Circuit of the Americas

Circuit Length = 3.4308 miles

Start: 12:29 Flag 13:31 End: 13:37

Weather / Track : Sunny / Dry

Grand Prix of Texas

SprintX

ROUND 10 - Sunday September 3rd 2017 - SECTOR ANALYSIS

SECTOR 1 = FL to I1, SECTOR 2 = I1 to I2, SECTOR 3 = I2 to FL, DIFF = Difference To Personal Best Lap, P = Crossed Finish Line in Pit Lane, D = Time Disallowed

3 - D2	53.884	1:28.940	81.3	1:20.474	3:43.298	55.31	1:35.230	12:40:12.797	
4 - D2	50.159	1:26.233	50.6	1:12.125	3:28.517	59.23	1:20.449	12:43:41.314	
5 - D2	28.327	49.249	161.3	52.451	2:10.027	94.98	1.959	12:45:51.341	
6 - D2	27.717	49.398	160.9	51.847	2:08.962	95.77	0.894	12:48:00.303	
7 - D2	27.776	50.091	160.9	52.123	2:09.990	95.01	1.922	12:50:10.293	
8 - D2	27.514	48.788	160.1	51.766	2:08.068 (1)	96.44		12:52:18.361	
9 - D2	27.371	48.831	161.3	51.965	2:08.167 (2)	96.36	0.099	12:54:26.528	
10 - D2	27.313	48.836	160.5	52.145	2:08.294 (3)	96.27	0.226	12:56:34.822	
11 - D2	27.466	49.127	160.9	52.007	2:08.600	96.04	0.532	12:58:43.422	
12 - D2	27.451	49.572	158.2	52.721	2:09.744	95.19	1.676	13:00:53.166	
13 - D2	27.248	48.937	159.0	IN PIT	2:11.268	P	94.08	3.200	13:03:04.434
14 - D1	OUTLAP	51.152	158.2	53.635	3:34.369	57.61	1:26.301	13:06:38.803	
15 - D1	27.989	50.051	158.2	52.779	2:10.819	94.41	2.751	13:08:49.622	
16 - D1	28.141	50.359	158.2	52.613	2:11.113	94.20	3.045	13:11:00.735	
17 - D1	27.463	50.503	158.2	52.606	2:10.572	94.59	2.504	13:13:11.307	
18 - D1	27.395	49.863	158.2	52.857	2:10.115	94.92	2.047	13:15:21.422	
19 - D1	27.696	49.931	158.6	52.592	2:10.219	94.84	2.151	13:17:31.641	
20 - D1	27.388	49.661	158.6	52.876	2:09.925	95.06	1.857	13:19:41.566	
21 - D1	27.433	49.955	159.0	52.704	2:10.092	94.93	2.024	13:21:51.658	
22 - D1	27.530	50.940	158.2	53.040	2:11.510	93.91	3.442	13:24:03.168	
23 - D1	27.599	50.612	158.2	52.671	2:10.882	94.36	2.814	13:26:14.050	
24 - D1	27.544	50.033	158.2	53.731	2:11.308	94.06	3.240	13:28:25.358	
25 - D1	27.797	50.026	159.4	52.739	2:10.562	94.59	2.494	13:30:35.920	
26 - D1	27.452	50.148	158.2	53.059	2:10.659	94.52	2.591	13:32:46.579	

P13 44 Pro/Am Magnus Racing

Audi RS 8 LMS -

IDEAL LAP TIME : 2:07.443

BEST LAP TIME : 2:08.023

DIFFERENCE : 0.580

D1: John POTTER

D2: Marco SEEFRIED

LAP	SECTOR 1	SECTOR 2	SECTOR 3	LAP TIME	MPH	DIFF	TIME OF DAY		
1 - D2		1:10.630	60.7	1:27.714	3:11.691	64.43	1:03.668	12:32:40.389	
2 - D2	55.717	1:29.274	41.7	1:20.194	3:45.185	54.84	1:37.162	12:36:25.574	
3 - D2	53.725	1:29.782	61.8	1:20.389	3:43.896	55.16	1:35.873	12:40:09.470	
4 - D2	50.252	1:26.052	59.0	1:13.831	3:30.135	58.77	1:22.112	12:43:39.605	
5 - D2	27.975	49.927	154.2	52.677	2:10.579	94.58	2.556	12:45:50.184	
6 - D2	27.957	49.024	159.4	52.099	2:09.080	95.68	1.057	12:47:59.264	
7 - D2	27.814	49.186	158.2	51.195	2:08.195 (2)	96.34	0.172	12:50:07.459	
8 - D2	27.382	48.952	159.4	51.689	2:08.023 (1)	96.47		12:52:15.482	
9 - D2	27.458	49.399	159.4	52.104	2:08.961	95.77	0.938	12:54:24.443	
10 - D2	27.581	49.217	159.4	51.680	2:08.478 (3)	96.13	0.455	12:56:32.921	
11 - D2	27.296	49.358	158.6	52.147	2:08.801	95.89	0.778	12:58:41.722	
12 - D2	27.799	49.186	157.5	IN PIT	2:12.430	P	93.26	4.407	13:00:54.152
13 - D1	OUTLAP	51.065	154.9	53.139	3:34.455	57.59	1:26.432	13:04:28.607	
14 - D1	28.904	50.892	155.7	52.965	2:12.761	93.03	4.738	13:06:41.368	
15 - D1	28.278	50.392	155.7	52.789	2:11.459	93.95	3.436	13:08:52.827	
16 - D1	28.103	50.098	155.7	52.590	2:10.791	94.43	2.768	13:11:03.618	
17 - D1	27.965	50.360	156.4	52.584	2:10.909	94.34	2.886	13:13:14.527	
18 - D1	27.936	50.612	157.1	54.212	2:12.760	93.03	4.737	13:15:27.287	
19 - D1	28.296	50.332	156.7	52.576	2:11.204	94.13	3.181	13:17:38.491	
20 - D1	28.132	49.968	156.4	52.528	2:10.628	94.55	2.605	13:19:49.119	
21 - D1	28.238	50.633	156.0	52.811	2:11.682	93.79	3.659	13:22:00.801	
22 - D1	28.350	50.754	156.0	52.595	2:11.699	93.78	3.676	13:24:12.500	
23 - D1	27.919	50.298	156.7	54.674	2:12.891	92.94	4.868	13:26:25.391	
24 - D1	28.274	50.436	156.0	55.330	2:14.040	92.14	6.017	13:28:39.431	
25 - D1	28.229	50.754	156.7	54.174	2:13.157	92.75	5.134	13:30:52.588	
26 - D1	28.279	51.605	155.3	53.802	2:13.686	92.38	5.663	13:33:06.274	

Circuit of the Americas

Circuit Length = 3.4308 miles

Start: 12:29 Flag 13:31 End: 13:37

Weather / Track : Sunny / Dry

Grand Prix of Texas

SprintX

ROUND 10 - Sunday September 3rd 2017 - SECTOR ANALYSIS

SECTOR 1 = FL to I1, SECTOR 2 = I1 to I2, SECTOR 3 = I2 to FL, DIFF = Difference To Personal Best Lap, P = Crossed Finish Line in Pit Lane, D = Time Disallowed

P14 77 Pro/Am Calvert Dynamics				Porsche 911 GT3 R - Calvert Dynamics/ Phoenix Performance/				
IDEAL LAP TIME : 2:07.219		BEST LAP TIME : 2:07.308		DIFFERENCE : 0.089				
D1: Preston CALVERT		D2: Alec UDELL						
LAP	SECTOR 1	SECTOR 2	SECTOR 3	LAP TIME	MPH	DIFF	TIME OF DAY	
1 - D2		1:08.582	55.0	1:27.168	3:08.808	65.41	1:01.500	12:32:37.506
2 - D2	52.933	1:31.225	52.9	1:20.318	3:44.476	55.02	1:37.168	12:36:21.982
3 - D2	53.050	1:29.318	60.8	1:20.865	3:43.233	55.32	1:35.925	12:40:05.215
4 - D2	50.447	1:27.858	68.8	1:15.708	3:34.013	57.71	1:26.705	12:43:39.228
5 - D2	27.852	49.833	152.8	52.331	2:10.016	94.99	2.708	12:45:49.244
6 - D2	27.298	49.330	158.2	52.060	2:08.688	95.97	1.380	12:47:57.932
7 - D2	27.146	48.832	160.1	51.502	2:07.480 (2)	96.88	0.172	12:50:05.412
8 - D2	27.122	49.142	154.9	52.179	2:08.443	96.15	1.135	12:52:13.855
9 - D2	27.093	49.063	159.0	51.405	2:07.561 (3)	96.82	0.253	12:54:21.416
10 - D2	27.191	49.027	159.0	51.548	2:07.766	96.66	0.458	12:56:29.182
11 - D2	27.051	48.921	159.4	51.336	2:07.308 (1)	97.01		12:58:36.490
12 - D2	27.063	48.901	159.7	51.708	2:07.672	96.73	0.364	13:00:44.162
13 - D2	27.548	49.599	158.2	IN PIT	2:13.394 P	92.58	6.086	13:02:57.556
14 - D1	OUTLAP	52.363	155.3	53.836	3:35.719	57.25	1:28.411	13:06:33.275
15 - D1	28.880	50.718	156.7	53.682	2:13.280	92.66	5.972	13:08:46.555
16 - D1	28.199	50.643	154.6	53.913	2:12.755	93.03	5.447	13:10:59.310
17 - D1	28.317	51.535	151.8	54.181	2:14.033	92.14	6.725	13:13:13.343
18 - D1	28.451	50.862	156.4	55.049	2:14.362	91.92	7.054	13:15:27.705
19 - D1	28.560	51.107	157.9	53.756	2:13.423	92.56	6.115	13:17:41.128
20 - D1	28.308	50.974	157.1	53.756	2:13.038	92.83	5.730	13:19:54.166
21 - D1	28.180	51.203	156.0	54.818	2:14.201	92.03	6.893	13:22:08.367
22 - D1	28.575	51.316	156.4	53.716	2:13.607	92.44	6.299	13:24:21.974
23 - D1	28.023	50.513	157.5	53.535	2:12.071	93.51	4.763	13:26:34.045
24 - D1	28.233	50.661	157.5	55.577	2:14.471	91.84	7.163	13:28:48.516
25 - D1	28.300	51.734	156.7	53.657	2:13.691	92.38	6.383	13:31:02.207
26 - D1	29.134	50.876	155.7	55.126	2:15.136	91.39	7.828	13:33:17.343

P15 30 Am/Am MOMO/NGT Motorsports				Ferrari 458 GT3 - Momo / Safecraft				
IDEAL LAP TIME : 2:09.016		BEST LAP TIME : 2:09.107		DIFFERENCE : 0.091				
D1: Henrique CISNEROS		D2: Peter LUDWIG						
LAP	SECTOR 1	SECTOR 2	SECTOR 3	LAP TIME	MPH	DIFF	TIME OF DAY	
1 - D2		1:02.495	69.4	1:25.841	3:28.929	59.11	1:19.822	12:32:57.627
2 - D2	53.955	1:35.839	59.3	1:15.953	3:45.747	54.71	1:36.640	12:36:43.374
3 - D2	58.398	1:31.735	54.9	1:15.021	3:45.154	54.85	1:36.047	12:40:28.528
4 - D2	48.418	1:29.154	66.8	1:04.775	3:22.347	61.03	1:13.240	12:43:50.875
5 - D2	27.897	50.766	160.9	54.154	2:12.817	92.99	3.710	12:46:03.692
6 - D2	29.721	51.278	161.7	52.735	2:13.734	92.35	4.627	12:48:17.426
7 - D2	27.556	49.807	160.9	52.825	2:10.188	94.86	1.081	12:50:27.614
8 - D2	27.391	49.357	161.7	52.359	2:09.107 (1)	95.66		12:52:36.721
9 - D2	27.300	49.465	161.7	53.168	2:09.933 (2)	95.05	0.826	12:54:46.654
10 - D2	28.716	50.259	159.4	53.354	2:12.329	93.33	3.222	12:56:58.983
11 - D2	27.845	50.063	142.1	IN PIT	2:15.824 P	90.93	6.717	12:59:14.807
12 - D1	OUTLAP	50.282	160.9	53.067	3:34.735	57.51	1:25.628	13:02:49.542
13 - D1	28.131	49.959	160.1	52.958	2:11.048	94.24	1.941	13:05:00.590
14 - D1	27.826	49.607	160.1	52.682	2:10.115 (3)	94.92	1.008	13:07:10.705
15 - D1	27.905	50.155	160.5	53.096	2:11.156	94.16	2.049	13:09:21.861
16 - D1	28.166	50.188	155.7	53.979	2:12.333	93.33	3.226	13:11:34.194
17 - D1	28.033	50.411	153.2	54.519	2:12.963	92.88	3.856	13:13:47.157
18 - D1	28.488	50.316	160.9	53.037	2:11.841	93.68	2.734	13:15:58.998
19 - D1	28.286	50.450	161.7	52.776	2:11.512	93.91	2.405	13:18:10.510
20 - D1	28.427	50.196	160.9	53.178	2:11.801	93.70	2.694	13:20:22.311
21 - D1	28.178	50.686	161.3	53.859	2:12.723	93.05	3.616	13:22:35.034
22 - D1	28.351	50.043	160.9	53.156	2:11.550	93.88	2.443	13:24:46.584

Weather / Track : Sunny / Dry

Circuit of the Americas

Circuit Length = 3.4308 miles

Start: 12:29 Flag 13:31 End: 13:37

Grand Prix of Texas

SprintX

ROUND 10 - Sunday September 3rd 2017 - SECTOR ANALYSIS

SECTOR 1 = FL to I1, SECTOR 2 = I1 to I2, SECTOR 3 = I2 to FL, DIFF = Difference To Personal Best Lap, P = Crossed Finish Line in Pit Lane, D = Time Disallowed

23 - D1	28.069	50.201	161.3	53.607	2:11.877	93.65	2.770	13:26:58.461
24 - D1	28.774	50.340	160.5	53.440	2:12.554	93.17	3.447	13:29:11.015
25 - D1	28.501	50.664	160.9	54.162	2:13.327	92.63	4.220	13:31:24.342
26 - D1	29.063	50.395	161.7	54.613	2:14.071	92.12	4.964	13:33:38.413

P16 24 Am/Am M1GT Racing

Audi RS-8 LMS - Tampa Bay Jaw Surgery / Surgery Centres of

IDEAL LAP TIME : 2:10.706

BEST LAP TIME : 2:11.100

DIFFERENCE : 0.394

D1: Lars VILJOEN

D2: Walt BOWLIN

LAP	SECTOR 1	SECTOR 2	SECTOR 3	LAP TIME	MPH	DIFF	TIME OF DAY	
1 - D1		1:09.841	63.7	1:28.621	3:14.013	63.66	1:02.913	12:32:42.711
2 - D1	55.019	1:30.050	54.2	1:20.127	3:45.196	54.84	1:34.096	12:36:27.907
3 - D1	53.369	1:29.832	64.7	1:20.875	3:44.076	55.11	1:32.976	12:40:11.983
4 - D1	50.181	1:26.214	51.2	1:13.407	3:29.802	58.86	1:18.702	12:43:41.785
5 - D1	31.382	53.636	151.1	56.381	2:21.399	87.34	10.299	12:46:03.184
6 - D1	29.963	52.166	153.9	55.427	2:17.556	89.78	6.456	12:48:20.740
7 - D1	29.260	51.472	155.3	54.569	2:15.301	91.28	4.201	12:50:36.041
8 - D1	28.922	51.029	151.8	53.973	2:13.924	92.22	2.824	12:52:49.965
9 - D1	28.491	51.021	155.3	IN PIT	2:21.069	P 87.55	9.969	12:55:11.034
10 - D2	OUTLAP	50.281	155.7	52.931	3:37.061	56.90	1:25.961	12:58:48.095
11 - D2	28.523	50.144	158.2	53.333	2:12.000	93.56	0.900	13:01:00.095
12 - D2	28.022	50.022	156.0	53.056	2:11.100 (1)	94.20		13:03:11.195
13 - D2	28.510	50.047	156.4	53.078	2:11.635	93.82	0.535	13:05:22.830
14 - D2	28.067	50.279	155.7	53.231	2:11.577	93.86	0.477	13:07:34.407
15 - D2	28.203	50.307	156.4	52.834	2:11.344	94.03	0.244	13:09:45.751
16 - D2	28.253	50.140	156.7	53.039	2:11.432	93.97	0.332	13:11:57.183
17 - D2	27.857	50.439	156.4	52.909	2:11.205	(2) 94.13	0.105	13:14:08.388
18 - D1	28.120	50.158	156.7	53.135	2:11.413	93.98	0.313	13:16:19.801
19 - D1	27.964	52.230	155.7	53.495	2:13.689	92.38	2.589	13:18:33.490
20 - D1	28.154	50.917	151.8	53.735	2:12.806	92.99	1.706	13:20:46.296
21 - D1	28.266	51.057	157.1	53.412	2:12.735	93.04	1.635	13:22:59.031
22 - D1	27.923	50.015	157.5	53.314	2:11.252	(3) 94.10	0.152	13:25:10.283
23 - D1	28.780	51.789	156.4	53.343	2:13.912	92.23	2.812	13:27:24.195
24 - D1	28.373	50.366	157.1	53.349	2:12.088	93.50	0.988	13:29:36.283
25 - D1	27.930	50.418	158.2	53.467	2:11.815	93.69	0.715	13:31:48.098

P17 82 Pro/Am McCann Racing

Audi RS-8 LMS - McCann Racing

IDEAL LAP TIME : 2:07.753

BEST LAP TIME : 2:08.110

DIFFERENCE : 0.357

D1: Michael MCCANN

D2: Mike SKEEN

LAP	SECTOR 1	SECTOR 2	SECTOR 3	LAP TIME	MPH	DIFF	TIME OF DAY	
1 - D2		54.2	1:27.307	3:09.612	65.13	1:01.502	12:32:38.310	
2 - D2	52.969	1:31.199	54.8	1:20.645	3:44.813	54.93	1:36.703	12:36:23.123
3 - D2	53.701	1:28.701	58.1	1:20.684	3:43.086	55.36	1:34.976	12:40:06.209
4 - D2	50.277	1:28.739	47.5	1:14.689	3:33.705	57.79	1:25.595	12:43:39.914
5 - D2	28.188	50.168	158.2	52.681	2:11.037	94.25	2.927	12:45:50.951
6 - D2	27.847	49.942	158.6	52.171	2:09.960	95.03	1.850	12:48:00.911
7 - D2	27.496	49.664	159.0	51.504	2:08.664	(3) 95.99	0.554	12:50:09.575
8 - D2	27.442	49.272	159.0	51.396	2:08.110 (1)	96.40		12:52:17.685
9 - D2	27.352	49.005	159.0	51.863	2:08.220	(2) 96.32	0.110	12:54:25.905
10 - D2	27.403	49.908	159.7	52.065	2:09.376	95.46	1.266	12:56:35.281
11 - D2	27.563	49.479	158.6	51.981	2:09.023	95.72	0.913	12:58:44.304
12 - D2	27.374	49.136	160.9	53.606	2:10.116	94.92	2.006	13:00:54.420
13 - D2	27.596	49.727	157.5	IN PIT	2:13.242	P 92.69	5.132	13:03:07.662
14 - D1	OUTLAP	59.844	155.3	54.513	3:55.937	52.34	1:47.827	13:07:03.599
15 - D1	28.829	52.374	156.7	54.604	2:15.807	90.94	7.697	13:09:19.406
16 - D1	28.680	51.920	156.7	55.532	2:16.132	90.72	8.022	13:11:35.538
17 - D1	29.085	51.740	157.5	54.492	2:15.317	91.27	7.207	13:13:50.855
18 - D1	29.091	51.483	157.1	54.790	2:15.364	91.24	7.254	13:16:06.219
19 - D1	28.956	51.916	157.1	54.377	2:15.249	91.31	7.139	13:18:21.468

Circuit of the Americas

Circuit Length = 3.4308 miles

Start: 12:29 Flag 13:31 End: 13:37

Weather / Track : Sunny / Dry

Grand Prix of Texas

SprintX

ROUND 10 - Sunday September 3rd 2017 - SECTOR ANALYSIS

SECTOR 1 = FL to I1, SECTOR 2 = I1 to I2, SECTOR 3 = I2 to FL, DIFF = Difference To Personal Best Lap, P = Crossed Finish Line in Pit Lane, D = Time Disallowed

20 - D1	28.968	51.858	157.1	54.577	2:15.403	91.21	7.293	13:20:36.871
21 - D1	29.076	51.996	155.7	55.661	2:16.733	90.32	8.623	13:22:53.604
22 - D1	29.603	51.595	157.5	54.760	2:15.958	90.84	7.848	13:25:09.562
23 - D1	29.202	53.020	157.9	54.975	2:17.197	90.02	9.087	13:27:26.759
24 - D1	29.124	52.183	157.5	54.885	2:16.192	90.68	8.082	13:29:42.951
25 - D1	29.026	55.949	142.4	57.596	2:22.571	86.62	14.461	13:32:05.522

P18 23 Am/Am M1GT Racing

Audi R8 LMS Ultra - Tampa Bay Jaw Surgery/ Surgery Centers

IDEAL LAP TIME : 2:11.392 BEST LAP TIME : 2:12.232 DIFFERENCE : 0.840
 D1: Jason BELL D2: James DAYSON

LAP	SECTOR 1	SECTOR 2	SECTOR 3	LAP TIME	MPH	DIFF	TIME OF DAY	
1 - D2		1:11.486	73.9	1:28.556	3:16.829	62.74	1:04.597	12:32:45.527
2 - D2	54.269	1:30.659	69.9	1:20.386	3:45.314	54.81	1:33.082	12:36:30.841
3 - D2	54.422	1:28.621	59.2	1:20.498	3:43.541	55.25	1:31.309	12:40:14.382
4 - D2	50.122	1:25.701	52.5	1:12.103	3:27.926	59.40	1:15.694	12:43:42.308
5 - D2	31.325	53.786	154.2	56.660	2:21.771	87.11	9.539	12:46:04.079
6 - D2	29.863	51.701	156.7	56.176	2:17.740	89.66	5.508	12:48:21.819
7 - D2	29.102	51.476	143.7	54.689	2:15.267	91.30	3.035	12:50:37.086
8 - D2	28.949	50.937	157.1	53.585	2:13.471	92.53	1.239	12:52:50.557
9 - D2	28.527	50.823	157.5	54.281	2:13.631	92.42	1.399	12:55:04.188
10 - D2	28.657	50.826	154.2	IN PIT	2:17.048	P 90.12	4.816	12:57:21.236
11 - D1	OUTLAP	52.454	151.8	55.034	3:46.383	54.55	1:34.151	13:01:07.619
12 - D1	28.726	51.066	153.2	54.304	2:14.096	92.10	1.864	13:03:21.715
13 - D1	28.572	50.975	156.4	54.010	2:13.557	92.47	1.325	13:05:35.272
14 - D1	28.352	50.872	152.1	55.859	2:15.083	91.43	2.851	13:07:50.355
15 - D1	29.860	52.146	157.1	54.092	2:16.098	90.75	3.866	13:10:06.453
16 - D1	28.742	50.741	157.5	53.451	2:12.934	92.91	0.702	13:12:19.387
17 - D1	28.185	50.582	157.1	53.465	2:12.232 (1)	93.40		13:14:31.619
18 - D1	28.226	50.774	157.9	53.625	2:12.625	93.12	0.393	13:16:44.244
19 - D1	28.307	50.891	154.9	54.831	2:14.029	92.15	1.797	13:18:58.273
20 - D1	28.568	50.630	150.1	54.076	2:13.274	92.67	1.042	13:21:11.547
21 - D1	28.606	52.249	157.5	53.826	2:14.681	91.70	2.449	13:23:26.228
22 - D1	28.424	50.872	156.4	53.084	2:12.380	93.29	0.148	13:25:38.608
23 - D1	27.898	50.410	157.9	55.052	2:13.360	92.61	1.128	13:27:51.968
24 - D0	28.312	50.769	158.2	53.271	2:12.352 (3)	93.31	0.120	13:30:04.320
25 - D0	28.087	50.591	158.6	53.580	2:12.258 (2)	93.38	0.026	13:32:16.578

P19 55 Pro/Am Dream Racing Motorsport

Lamborghini Huracan Super Trofeo -

IDEAL LAP TIME : 2:12.411 BEST LAP TIME : 2:12.522 DIFFERENCE : 0.111
 D1: Yuki HARATA D2: Alessandro BRESSAN

LAP	SECTOR 1	SECTOR 2	SECTOR 3	LAP TIME	MPH	DIFF	TIME OF DAY	
1 - D2		1:03.125	77.7	1:28.136	3:21.423	61.31	1:08.901	12:32:50.121
2 - D2	54.863	1:32.718	62.3	1:18.293	3:45.874	54.68	1:33.352	12:36:35.995
3 - D2	57.362	1:30.800	60.5	1:16.030	3:44.192	55.09	1:31.670	12:40:20.187
4 - D2	49.932	1:27.912	67.3	1:08.797	3:26.641	59.76	1:14.119	12:43:46.828
5 - D2	28.749	52.535	150.4	54.875	2:16.159	90.70	3.637	12:46:02.987
6 - D2	28.731	51.127	150.1	53.233	2:13.091	92.80	0.569	12:48:16.078
7 - D2	28.424	51.409	149.4	53.213	2:13.046	92.83	0.524	12:50:29.124
8 - D2	28.568	51.070	148.7	52.945	2:12.583 (2)	93.15	0.061	12:52:41.707
9 - D2	28.429	51.123	148.7	52.970	2:12.522 (1)	93.19		12:54:54.229
10 - D2	28.396	51.118	149.1	53.168	2:12.682 (3)	93.08	0.160	12:57:06.911
11 - D2	28.663	51.424	149.4	53.516	2:13.603	92.44	1.081	12:59:20.514
12 - D2	29.447	51.608	148.7	IN PIT	2:17.300	P 89.95	4.778	13:01:37.814
13 - D1	OUTLAP	52.016	147.1	54.595	3:36.410	57.07	1:23.888	13:05:14.224
14 - D1	28.971	51.930	147.1	54.377	2:15.278	91.30	2.756	13:07:29.502
15 - D1	28.898	52.101	147.1	54.515	2:15.514	91.14	2.992	13:09:45.016
16 - D1	29.605	52.503	147.1	54.502	2:16.610	90.40	4.088	13:12:01.626
17 - D1	28.975	52.195	147.1	53.864	2:15.034	91.46	2.512	13:14:16.660

Circuit of the Americas

Circuit Length = 3.4308 miles

Start: 12:29 Flag 13:31 End: 13:37

Weather / Track : Sunny / Dry

Grand Prix of Texas

SprintX

ROUND 10 - Sunday September 3rd 2017 - SECTOR ANALYSIS

SECTOR 1 = FL to I1, SECTOR 2 = I1 to I2, SECTOR 3 = I2 to FL, DIFF = Difference To Personal Best Lap, P = Crossed Finish Line in Pit Lane, D = Time Disallowed

18 - D1	29.944	52.469	146.8	54.883	2:17.296	89.95	4.774	13:16:33.956
19 - D1	29.188	52.577	146.8	54.479	2:16.244	90.65	3.722	13:18:50.200
20 - D1	28.695	51.912	147.1	54.364	2:14.971	91.50	2.449	13:21:05.171
21 - D1	29.262	53.407	148.4	54.059	2:16.728	90.33	4.206	13:23:21.899
22 - D1	28.839	52.850	147.1	54.356	2:16.045	90.78	3.523	13:25:37.944
23 - D1	30.341	52.541	147.1	54.918	2:17.800	89.62	5.278	13:27:55.744
24 - D1	28.887	52.360	147.1	54.066	2:15.313	91.27	2.791	13:30:11.057
25 - D1	30.362	53.105	148.1	55.514	2:18.981	88.86	6.459	13:32:30.038

P20 95 Pro/Am Tool Racing

Porsche 911 GT3 Cup - Tool of North America

IDEAL LAP TIME : 2:13.727

BEST LAP TIME : 2:13.727

DIFFERENCE : 0.000

D1: Erich JOINER

D2: Andy LEE

LAP	SECTOR 1	SECTOR 2	SECTOR 3	LAP TIME	MPH	DIFF	TIME OF DAY	
1 - D2		1:04.125	65.2	1:27.879	3:23.266	60.76	1:09.539	12:32:51.964
2 - D2	54.901	1:32.944	63.1	1:17.985	3:45.830	54.69	1:32.103	12:36:37.794
3 - D2	57.269	1:31.040	64.2	1:15.775	3:44.084	55.11	1:30.357	12:40:21.878
4 - D2	49.892	1:27.937	63.7	1:08.300	3:26.129	59.91	1:12.402	12:43:48.007
5 - D2	29.185	52.351	149.4	55.783	2:17.319	89.94	3.592	12:46:05.326
6 - D2	29.489	51.678	151.4	54.491	2:15.658	91.04	1.931	12:48:20.984
7 - D2	29.218	52.029	149.4	54.407	2:15.654	91.04	1.927	12:50:36.638
8 - D2	28.841	51.540	142.1	54.444	2:14.825	91.60	1.098	12:52:51.463
9 - D2	28.776	51.479	143.7	54.187	2:14.442 (3)	91.86	0.715	12:55:05.905
10 - D2	28.608	51.222	146.2	53.897	2:13.727 (1)	92.35		12:57:19.632
11 - D2	28.640	51.245	148.4	54.085	2:13.970 (2)	92.19	0.243	12:59:33.602
12 - D2	28.889	51.571	146.2	IN PIT	2:18.730 P	89.02	5.003	13:01:52.332
13 - D1	OUTLAP	53.416	147.1	56.267	3:39.656	56.22	1:25.929	13:05:31.988
14 - D1	29.598	52.303	149.7	56.015	2:17.916	89.55	4.189	13:07:49.904
15 - D1	29.725	52.868	144.0	55.994	2:18.587	89.12	4.860	13:10:08.491
16 - D1	29.283	52.227	154.2	55.202	2:16.712	90.34	2.985	13:12:25.203
17 - D1	29.698	54.259	151.1	56.037	2:19.994	88.22	6.267	13:14:45.197
18 - D1	30.419	52.689	147.4	56.860	2:19.968	88.24	6.241	13:17:05.165
19 - D1	29.667	53.036	148.7	55.413	2:18.116	89.42	4.389	13:19:23.281
20 - D1	29.824	53.754	153.5	54.988	2:18.566	89.13	4.839	13:21:41.847
21 - D1	29.749	52.513	154.6	55.472	2:17.734	89.67	4.007	13:23:59.581
22 - D1	29.446	53.003	149.4	55.838	2:18.287	89.31	4.560	13:26:17.868
23 - D1	29.575	52.186	146.5	55.673	2:17.434	89.86	3.707	13:28:35.302
24 - D1	29.900	52.581	149.7	56.047	2:18.528	89.15	4.801	13:30:53.830
25 - D1	29.562	52.613	147.8	55.810	2:17.985	89.50	4.258	13:33:11.815

P21 90 Am/Am Autometrics Motorsports

Porsche 911 GT3 Cup - National Ability Center/ PRISMS

IDEAL LAP TIME : 2:15.678

BEST LAP TIME : 2:16.120

DIFFERENCE : 0.442

D1: Cory FRIEDMAN

D2: Joe TOUSSAINT

LAP	SECTOR 1	SECTOR 2	SECTOR 3	LAP TIME	MPH	DIFF	TIME OF DAY	
1 - D2		1:03.342	66.6	1:28.133	3:24.140	60.50	1:08.020	12:32:52.838
2 - D2	54.846	1:32.783	60.6	1:18.070	3:45.699	54.72	1:29.579	12:36:38.537
3 - D2	57.332	1:31.653	63.4	1:15.281	3:44.266	55.07	1:28.146	12:40:22.803
4 - D2	49.603	1:27.764	64.9	1:08.382	3:25.749	60.02	1:09.629	12:43:48.552
5 - D2	29.434	52.541	153.5	55.676	2:17.651	89.72	1.531	12:46:06.203
6 - D2	29.365	52.475	156.4	55.368	2:17.208	90.01	1.088	12:48:23.411
7 - D2	29.223	52.364	156.0	55.104	2:16.691	90.35	0.571	12:50:40.102
8 - D2	29.689	52.228	154.2	55.037	2:16.954	90.18	0.834	12:52:57.056
9 - D2	29.166	52.219	151.4	55.813	2:17.198	90.02	1.078	12:55:14.254
10 - D2	30.030	53.347	144.6	IN PIT	2:22.628 P	86.59	6.508	12:57:36.882
11 - D1	OUTLAP	52.341	143.7	55.372	3:40.558	55.99	1:24.438	13:01:17.440
12 - D1	28.923	52.117	147.4	55.080	2:16.120 (1)	90.73		13:03:33.560
13 - D1	28.973	52.219	128.5	55.907	2:17.099	90.08	0.979	13:05:50.659
14 - D1	28.942	51.961	147.8	55.321	2:16.224 (2)	90.66	0.104	13:08:06.883
15 - D1	28.825	52.222	146.5	55.459	2:16.506	90.47	0.386	13:10:23.389

Circuit of the Americas

Circuit Length = 3.4308 miles

Start: 12:29 Flag 13:31 End: 13:37

Weather / Track : Sunny / Dry

Grand Prix of Texas

SprintX

ROUND 10 - Sunday September 3rd 2017 - SECTOR ANALYSIS

SECTOR 1 = FL to I1, SECTOR 2 = I1 to I2, SECTOR 3 = I2 to FL, DIFF = Difference To Personal Best Lap, P = Crossed Finish Line in Pit Lane, D = Time Disallowed

16 - D1	29.277	52.389	144.9	55.852	2:17.518	89.81	1.398	13:12:40.907
17 - D1	28.891	52.137	146.8	55.974	2:17.002	90.15	0.882	13:14:57.909
18 - D1	29.215	52.032	144.6	55.846	2:17.093	90.09	0.973	13:17:15.002
19 - D1	29.335	52.104	145.2	55.609	2:17.048	90.12	0.928	13:19:32.050
20 - D1	29.054	52.526	146.5	55.529	2:17.109	90.08	0.989	13:21:49.159
21 - D1	28.965	52.736	148.4	55.421	2:17.122	90.07	1.002	13:24:06.281
22 - D1	28.940	52.026	151.4	55.394	2:16.360 (3)	90.57	0.240	13:26:22.641
23 - D1	28.867	52.218	150.4	55.531	2:16.616	90.40	0.496	13:28:39.257
24 - D1	29.204	52.123	148.7	55.498	2:16.825	90.26	0.705	13:30:56.082
25 - D1	28.680	52.454	154.6	55.592	2:16.726	90.33	0.606	13:33:12.808

P22 18 Am/Am R3 Motorsports

Ferrari Challenge -

IDEAL LAP TIME : 2:14.157 BEST LAP TIME : 2:14.312 DIFFERENCE : 0.155
 D1: Conrad GRUNEWALD D2: James WEILAND

LAP	SECTOR 1	SECTOR 2	SECTOR 3	LAP TIME	MPH	DIFF	TIME OF DAY	
1 - D2		1:03.584	60.9	1:27.641	3:22.262	61.06	1:07.950	12:32:50.960
2 - D2	54.854	1:32.764	63.3	1:18.283	3:45.901	54.67	1:31.589	12:36:36.861
3 - D2	57.378	1:30.851	57.0	1:16.004	3:44.233	55.08	1:29.921	12:40:21.094
4 - D2	49.692	1:28.001	65.9	1:09.045	3:26.738	59.74	1:12.426	12:43:47.832
5 - D2	29.064	51.843	157.1	56.179	2:17.086	90.09	2.774	12:46:04.918
6 - D2	29.599	52.801	159.4	55.700	2:18.100	89.43	3.788	12:48:23.018
7 - D2	29.221	52.035	158.6	55.461	2:16.717	90.33	2.405	12:50:39.735
8 - D2	29.587	53.452	140.3	56.477	2:19.516	88.52	5.204	12:52:59.251
9 - D2	29.106	52.197	154.6	IN PIT	2:25.124 P	85.10	10.812	12:55:24.375
10 - D1	OUTLAP	51.374	151.4	54.345	3:58.863	51.70	1:44.551	12:59:23.238
11 - D1	28.805	51.232	158.2	54.275	2:14.312 (1)	91.95		13:01:37.550
12 - D1	28.691	51.478	155.3	54.892	2:15.061	91.44	0.749	13:03:52.611
13 - D1	28.829	51.637	149.7	55.001	2:15.467	91.17	1.155	13:06:08.078
14 - D1	28.856	51.779	151.1	54.595	2:15.230	91.33	0.918	13:08:23.308
15 - D1	28.683	52.611	156.4	54.543	2:15.837	90.92	1.525	13:10:39.145
16 - D1	28.650	51.285	157.9	55.278	2:15.213	91.34	0.901	13:12:54.358
17 - D1	28.800	51.253	157.1	54.517	2:14.570 (2)	91.78	0.258	13:15:08.928
18 - D1	29.057	51.310	155.7	54.677	2:15.044	91.45	0.732	13:17:23.972
19 - D1	28.821	51.438	157.9	54.702	2:14.961 (3)	91.51	0.649	13:19:38.933
20 - D1	28.810	51.727	155.7	54.900	2:15.437	91.19	1.125	13:21:54.370
21 - D1	28.749	51.664	158.2	54.688	2:15.101	91.41	0.789	13:24:09.471
22 - D1	28.797	51.551	157.9	55.932	2:16.280	90.62	1.968	13:26:25.751
23 - D1	29.026	52.019	155.3	54.850	2:15.895	90.88	1.583	13:28:41.646
24 - D1	28.837	51.605	156.4	55.238	2:15.680	91.02	1.368	13:30:57.326
25 - D1	28.962	51.390	158.6	55.534	2:15.886	90.89	1.574	13:33:13.212

P23 04 Am/Am De La Torre Racing

Aston Martin Vantage GT3 - Delgac

IDEAL LAP TIME : 2:12.478 BEST LAP TIME : 2:13.028 DIFFERENCE : 0.550
 D1: Jorge DE LA TORRE D2: Ate DE JONG

LAP	SECTOR 1	SECTOR 2	SECTOR 3	LAP TIME	MPH	DIFF	TIME OF DAY	
1 - D2		1:12.244	64.6	1:28.332	3:18.447	62.23	1:05.419	12:32:47.145
2 - D2	54.617	1:30.942	63.9	1:19.885	3:45.444	54.78	1:32.416	12:36:32.589
3 - D2	55.788	1:29.526	83.0	1:19.319	3:44.633	54.98	1:31.605	12:40:17.222
4 - D2	50.027	1:26.262	77.8	1:10.405	3:26.694	59.75	1:13.666	12:43:43.916
5 - D2	30.246	55.929	134.2	57.540	2:23.715	85.94	10.687	12:46:07.631
6 - D2	29.576	52.583	153.9	55.102	2:17.261	89.98	4.233	12:48:24.892
7 - D2	28.869	51.702	147.4	55.464	2:16.035	90.79	3.007	12:50:40.927
8 - D2	29.397	52.401	146.8	55.064	2:16.862	90.24	3.834	12:52:57.789
9 - D2	28.978	52.051	143.3	55.887	2:16.916	90.20	3.888	12:55:14.705
10 - D2	29.024	51.619	159.0	53.890	2:14.533	91.80	1.505	12:57:29.238
11 - D2	28.697	51.291	157.9	IN PIT	2:20.164 P	88.11	7.136	12:59:49.402
12 - D1	OUTLAP	51.346	151.1	54.876	3:46.054	54.63	1:33.026	13:03:35.456
13 - D1	28.493	51.421	141.8	55.024	2:14.938	91.53	1.910	13:05:50.394

Circuit of the Americas

Circuit Length = 3.4308 miles

Start: 12:29 Flag 13:31 End: 13:37

Weather / Track : Sunny / Dry

Grand Prix of Texas

SprintX

ROUND 10 - Sunday September 3rd 2017 - SECTOR ANALYSIS

SECTOR 1 = FL to I1, SECTOR 2 = I1 to I2, SECTOR 3 = I2 to FL, DIFF = Difference To Personal Best Lap, P = Crossed Finish Line in Pit Lane, D = Time Disallowed

14 - D1	28.144	50.515	158.6	54.379	2:13.038 (2)	92.83	0.010	13:08:03.432
15 - D1	28.700	50.592	159.4	54.090	2:13.382 (3)	92.59	0.354	13:10:16.814
16 - D1	28.598	51.448	155.7	54.508	2:14.554	91.79	1.526	13:12:31.368
17 - D1	28.562	51.395	148.1	56.098	2:16.055	90.77	3.027	13:14:47.423
18 - D1	28.869	52.135	158.6	IN PIT	2:23.620 P	85.99	10.592	13:17:11.043
19 - D1	OUTLAP	51.437	152.1	55.184	3:05.900	66.43	52.872	13:20:16.943
20 - D1	28.539	50.948	159.4	54.208	2:13.695	92.38	0.667	13:22:30.638
21 - D1	28.535	50.444	160.5	54.049	2:13.028 (1)	92.84		13:24:43.666
22 - D1	28.407	51.115	157.1	55.088	2:14.610	91.75	1.582	13:26:58.276
23 - D1	29.712	51.332	157.1	54.487	2:15.531	91.12	2.503	13:29:13.807
24 - D1	28.673	51.364	153.2	57.881	2:17.918	89.55	4.890	13:31:31.725

P24 09 Am/Am TRG-AMR

Aston Martin Vantage GT4 - Lasalle Solutions/Adobe Road Win

IDEAL LAP TIME : 2:19.940

BEST LAP TIME : 2:20.156

DIFFERENCE : 0.216

D1: Sean GIBBONS

D2: Derek DeBOER

LAP	SECTOR 1	SECTOR 2	SECTOR 3	LAP TIME	MPH	DIFF	TIME OF DAY	
1 - D2		1:02.037	73.8	1:27.629	3:25.377	60.13	1:05.221	12:32:54.075
2 - D2	54.958	1:33.277	67.2	1:17.486	3:45.721	54.71	1:25.565	12:36:39.796
3 - D2	57.220	1:31.859	64.2	1:15.696	3:44.775	54.94	1:24.619	12:40:24.571
4 - D2	49.140	1:27.910	71.0	1:08.486	3:25.536	60.09	1:05.380	12:43:50.107
5 - D2	30.692	54.002	148.4	56.244	2:20.938	87.63	0.782	12:46:11.045
6 - D2	30.262	53.562	148.7	56.332	2:20.156 (1)	88.12		12:48:31.201
7 - D2	30.134	53.705	147.8	56.672	2:20.511 (2)	87.89	0.355	12:50:51.712
8 - D2	30.228	54.396	144.9	56.332	2:20.956	87.62	0.800	12:53:12.668
9 - D2	32.830	53.961	145.5	56.631	2:23.422	86.11	3.266	12:55:36.090
10 - D2	30.437	54.076	143.3	56.770	2:21.283	87.41	1.127	12:57:57.373
11 - D2	30.236	54.157	145.8	56.501	2:20.894 (3)	87.66	0.738	13:00:18.267
12 - D2	30.601	54.074	143.3	IN PIT	2:25.664 P	84.79	5.508	13:02:43.931
13 - D1	OUTLAP	56.273	145.2	58.250	3:57.353	52.03	1:37.197	13:06:41.284
14 - D1	30.317	54.567	147.4	57.597	2:22.481	86.68	2.325	13:09:03.765
15 - D1	30.980	54.765	145.2	57.301	2:23.046	86.34	2.890	13:11:26.811
16 - D1	30.649	54.598	143.0	58.644	2:23.891	85.83	3.735	13:13:50.702
17 - D1	31.193	54.880	132.3	58.361	2:24.434	85.51	4.278	13:16:15.136
18 - D1	31.137	55.570	147.8	58.055	2:24.762	85.31	4.606	13:18:39.898
19 - D1	30.946	54.897	144.6	57.507	2:23.350	86.15	3.194	13:21:03.248
20 - D1	30.928	55.835	144.9	59.493	2:26.256	84.44	6.100	13:23:29.504
21 - D1	30.788	54.918	144.3	58.140	2:23.846	85.86	3.690	13:25:53.350
22 - D1	31.028	56.194	149.1	1:01.999	2:29.221	82.76	9.065	13:28:22.571
23 - D1	31.530	55.449	143.3	58.092	2:25.071	85.13	4.915	13:30:47.642
24 - D1	30.817	55.210	142.4	57.803	2:23.830	85.87	3.674	13:33:11.472

P25 019 Am/Am Stephen Cameron Racing

BMW M3 E46 - ART RACING

IDEAL LAP TIME : 2:20.154

BEST LAP TIME : 2:20.349

DIFFERENCE : 0.195

D1: Aristotle BALOGH

D2: Greg LIEFOOGHE

LAP	SECTOR 1	SECTOR 2	SECTOR 3	LAP TIME	MPH	DIFF	TIME OF DAY	
1 - D2		1:03.705	89.9	1:25.958	3:27.520	59.51	1:07.171	12:32:56.218
2 - D2	54.323	1:34.402	66.2	1:17.030	3:45.755	54.70	1:25.406	12:36:41.973
3 - D2	57.975	1:31.644	53.7	1:15.087	3:44.706	54.96	1:24.357	12:40:26.679
4 - D2	49.155	1:27.566	71.4	1:07.259	3:23.980	60.54	1:03.631	12:43:50.659
5 - D2	30.784	54.104	141.8	56.502	2:21.390	87.35	1.041	12:46:12.049
6 - D2	30.195	53.650	143.3	56.539	2:20.384 (2)	87.97	0.035	12:48:32.433
7 - D2	30.244	53.555	142.1	56.550	2:20.349 (1)	88.00		12:50:52.782
8 - D2	30.097	54.069	140.3	56.536	2:20.702 (3)	87.78	0.353	12:53:13.484
9 - D2	30.432	53.840	139.2	56.641	2:20.913	87.64	0.564	12:55:34.397
10 - D2	30.291	54.026	141.8	56.940	2:21.257	87.43	0.908	12:57:55.654
11 - D2	30.395	53.999	141.5	57.027	2:21.421	87.33	1.072	13:00:17.075
12 - D2	30.486	54.164	140.6	IN PIT	2:24.931 P	85.21	4.582	13:02:42.006
13 - D1	OUTLAP	56.634	140.6	58.704	3:50.686	53.53	1:30.337	13:06:32.692

Circuit of the Americas

Circuit Length = 3.4308 miles

Start: 12:29 Flag 13:31 End: 13:37

Weather / Track : Sunny / Dry

Grand Prix of Texas

SprintX

ROUND 10 - Sunday September 3rd 2017 - SECTOR ANALYSIS

SECTOR 1 = FL to I1, SECTOR 2 = I1 to I2, SECTOR 3 = I2 to FL, DIFF = Difference To Personal Best Lap, P = Crossed Finish Line in Pit Lane, D = Time Disallowed

14 - D1	31.081	57.542	143.3	58.172	2:26.795	84.13	6.446	13:08:59.487
15 - D1	30.983	55.694	145.5	58.110	2:24.787	85.30	4.438	13:11:24.274
16 - D1	31.106	55.734	144.6	59.010	2:25.850	84.68	5.501	13:13:50.124
17 - D1	30.970	55.424	146.5	58.236	2:24.630	85.39	4.281	13:16:14.754
18 - D1	30.904	56.103	142.7	59.806	2:26.813	84.12	6.464	13:18:41.567
19 - D1	31.269	55.294	146.8	58.948	2:25.511	84.87	5.162	13:21:07.078
20 - D1	31.788	56.379	143.7	59.159	2:27.326	83.83	6.977	13:23:34.404
21 - D1	31.371	56.590	144.0	59.445	2:27.406	83.78	7.057	13:26:01.810
22 - D1	30.942	55.516	145.2	58.603	2:25.061	85.14	4.712	13:28:26.871
23 - D1	31.265	55.056	146.8	58.540	2:24.861	85.26	4.512	13:30:51.732
24 - D1	31.037	56.252	147.4	58.430	2:25.719	84.75	5.370	13:33:17.451

P26 47 Am/Am NOLAsport

Porsche Cayman GT4 Clubsport MR -

IDEAL LAP TIME : 2:20.097

BEST LAP TIME : 2:20.373

DIFFERENCE : 0.276

D1: Mike VESS

D2: Jason HART

LAP	SECTOR 1	SECTOR 2	SECTOR 3	LAP TIME	MPH	DIFF	TIME OF DAY	
1 - D2		1:03.255	89.2	1:26.421	3:26.543	59.79	1:06.170	12:32:55.241
2 - D2	54.776	1:33.670	63.7	1:17.278	3:45.724	54.71	1:25.351	12:36:40.965
3 - D2	57.401	1:31.927	60.3	1:15.214	3:44.542	55.00	1:24.169	12:40:25.507
4 - D2	49.320	1:27.794	72.7	1:07.776	3:24.890	60.28	1:04.517	12:43:50.397
5 - D2	30.664	54.742	144.9	56.828	2:22.234	86.83	1.861	12:46:12.631
6 - D2	30.622	53.848	144.3	55.903	2:20.373 (1)	87.98		12:48:33.004
7 - D2	30.346	54.131	143.0	56.042	2:20.519 (2)	87.89	0.146	12:50:53.523
8 - D2	30.694	54.331	144.0	56.147	2:21.172	87.48	0.799	12:53:14.695
9 - D2	30.930	55.067	144.0	56.217	2:22.214	86.84	1.841	12:55:36.909
10 - D2	30.556	54.257	144.0	56.399	2:21.212	87.46	0.839	12:57:58.121
11 - D2	30.487	54.315	144.0	56.195	2:20.997 (3)	87.59	0.624	13:00:19.118
12 - D2	30.514	54.363	144.0	IN PIT	2:25.835 P	84.69	5.462	13:02:44.953
13 - D2	OUTLAP	57.228	141.2	1:00.625	3:58.751	51.73	1:38.378	13:06:43.704
14 - D1	31.666	56.249	142.1	59.936	2:27.851	83.53	7.478	13:09:11.555
15 - D1	31.713	56.303	142.7	1:01.016	2:29.032	82.87	8.659	13:11:40.587
16 - D1	31.386	55.998	143.3	59.252	2:26.636	84.22	6.263	13:14:07.223
17 - D1	31.760	56.304	144.6	59.594	2:27.658	83.64	7.285	13:16:34.881
18 - D1	31.474	55.721	144.0	59.883	2:27.078	83.97	6.705	13:19:01.959
19 - D1	32.583	55.920	144.3	59.490	2:27.993	83.45	7.620	13:21:29.952
20 - D1	31.635	56.841	144.3	58.994	2:27.470	83.75	7.097	13:23:57.422
21 - D1	31.240	57.007	144.0	59.154	2:27.401	83.79	7.028	13:26:24.823
22 - D1	31.342	55.470	144.3	59.367	2:26.179	84.49	5.806	13:28:51.002
23 - D1	31.249	55.685	144.3	58.988	2:25.922	84.64	5.549	13:31:16.924
24 - D1	31.688	55.546	144.9	59.578	2:26.812	84.12	6.439	13:33:43.736

P27 03 Am/Am TRG

Porsche Cayman GT4 Clubsport MR - Mobttah Store / LaSalle S

IDEAL LAP TIME : 2:24.103

BEST LAP TIME : 2:24.218

DIFFERENCE : 0.115

D1: Craig LYONS

D2: Kris WILSON

LAP	SECTOR 1	SECTOR 2	SECTOR 3	LAP TIME	MPH	DIFF	TIME OF DAY	
1 - D1		1:03.726	76.7	1:27.468	3:29.989	58.81	1:05.771	12:32:58.687
2 - D1	53.676	1:35.782	60.2	1:16.079	3:45.537	54.76	1:21.319	12:36:44.224
3 - D1	59.012	1:30.800	53.6	1:15.309	3:45.121	54.86	1:20.903	12:40:29.345
4 - D1	48.110	1:29.314	68.6	1:05.598	3:23.022	60.83	58.804	12:43:52.367
5 - D1	31.427	56.418	143.0	57.887	2:25.732	84.75	1.514	12:46:18.099
6 - D1	31.965	57.243	142.1	57.997	2:27.205	83.90	2.987	12:48:45.304
7 - D1	31.556	56.731	141.8	58.490	2:26.777	84.14	2.559	12:51:12.081
8 - D1	31.642	56.829	141.5	58.665	2:27.136	83.94	2.918	12:53:39.217
9 - D1	31.430	56.510	141.2	58.399	2:26.339	84.39	2.121	12:56:05.556
10 - D1	31.734	56.977	141.8	IN PIT	2:33.246 P	80.59	9.028	12:58:38.802
11 - D2	OUTLAP	56.812	139.8	59.556	4:29.084	45.89	2:04.866	13:03:07.886
12 - D2	32.570	56.186	139.8	58.165	2:26.921	84.06	2.703	13:05:34.807
13 - D2	31.308	55.676	137.5	58.623	2:25.607	84.82	1.389	13:08:00.414

Weather / Track : Sunny / Dry

Circuit of the Americas

Circuit Length = 3.4308 miles

Start: 12:29 Flag 13:31 End: 13:37

Grand Prix of Texas

SprintX

ROUND 10 - Sunday September 3rd 2017 - SECTOR ANALYSIS

SECTOR 1 = FL to I1, SECTOR 2 = I1 to I2, SECTOR 3 = I2 to FL, DIFF = Difference To Personal Best Lap, P = Crossed Finish Line in Pit Lane, D = Time Disallowed

14 - D2	32.179	56.107	143.3	59.844	2:28.130	83.37	3.912	13:10:28.544
15 - D2	31.602	55.772	143.7	58.269	2:25.643	84.80	1.425	13:12:54.187
16 - D2	31.263	56.187	142.7	57.807	2:25.257 (2)	85.02	1.039	13:15:19.444
17 - D2	31.800	55.262	141.8	58.462	2:25.524 (3)	84.87	1.306	13:17:44.968
18 - D2	31.188	55.329	143.3	57.701	2:24.218 (1)	85.64		13:20:09.186
19 - D2	31.341	55.561	140.1	59.614	2:26.516	84.29	2.298	13:22:35.702
20 - D2	31.140	55.327	137.7	IN PIT	2:32.022 P	81.24	7.804	13:25:07.724

P28 017 Pro/Am Case-it Racing

Porsche Cayman GT4 Clubsport MR - Case-it

IDEAL LAP TIME : 2:20.850 BEST LAP TIME : 2:21.018 DIFFERENCE : 0.168
D1: Adam MERZON D2: Trent HINDMAN

LAP	SECTOR 1	SECTOR 2	SECTOR 3	LAP TIME	MPH	DIFF	TIME OF DAY	
1 - D2		1:03.524	81.2	1:26.244	3:28.245	59.30	1:07.227 12:32:56.943	
2 - D2	54.029	1:35.176	59.9	1:16.351	3:45.556	54.75	1:24.538 12:36:42.499	
3 - D2	57.794	1:32.016	53.0	1:15.038	3:44.848	54.93	1:23.830 12:40:27.347	
4 - D2	48.962	1:28.727	69.6	1:06.373	3:24.062	60.52	1:03.044 12:43:51.409	
5 - D2	30.400	54.593	143.7	56.500	2:21.493 (3)	87.28	0.475 12:46:12.902	
6 - D2	30.549	54.368	144.3	56.101	2:21.018 (1)	87.58		12:48:33.920
7 - D2	30.381	54.423	144.6	56.393	2:21.197 (2)	87.47	0.179 12:50:55.117	
8 - D2	30.486	55.059	143.7	56.636	2:22.181	86.86	1.163 12:53:17.298	
9 - D2	30.482	54.858	144.3	56.673	2:22.013	86.97	0.995 12:55:39.311	
10 - D2	30.553	54.760	144.0	56.921	2:22.234	86.83	1.216 12:58:01.545	
11 - D2	30.571	54.785	144.6	IN PIT	2:26.397 P	84.36	5.379 13:00:27.942	
12 - D1	OUTLAP	59.044	142.7	1:00.606	3:56.517	52.21	1:35.499 13:04:24.459	
13 - D1	32.837	57.598	143.0	59.171	2:29.606	82.55	8.588 13:06:54.065	
14 - D1	31.833	56.366	142.1	1:00.345	2:28.544	83.14	7.526 13:09:22.609	
15 - D1	31.598	56.222	143.3	58.559	2:26.379	84.37	5.361 13:11:48.988	
16 - D1	31.228	56.876	143.7	58.248	2:26.352	84.39	5.334 13:14:15.340	
17 - D1	32.791	56.336	144.0	58.669	2:27.796	83.56	6.778 13:16:43.136	
18 - D1	31.900	56.767	139.5	1:03.231	2:31.898	81.31	10.880 13:19:15.034	

P29 88 Pro/Pro Absolute Racing

Bentley Continental GT3 - Absolute Racing/Bentley Motorsports

IDEAL LAP TIME : 2:07.822 BEST LAP TIME : 2:08.135 DIFFERENCE : 0.313
D1: Vincent ABRIL D2: Adderly FONG

LAP	SECTOR 1	SECTOR 2	SECTOR 3	LAP TIME	MPH	DIFF	TIME OF DAY	
1 - D2		1:08.142	58.1	1:26.639	3:07.655	65.81	59.520 12:32:36.353	
2 - D2	53.211	1:31.471	53.1	1:20.205	3:44.887	54.92	1:36.752 12:36:21.240	
3 - D2	53.010	1:29.204	43.9	1:20.759	3:42.973	55.39	1:34.838 12:40:04.213	
4 - D2	50.772	1:27.859	75.2	1:16.028	3:34.659	57.53	1:26.524 12:43:38.872	
5 - D2	28.037	50.006	152.8	52.805	2:10.848	94.39	2.713 12:45:49.720	
6 - D2	27.348	48.827	157.1	53.542	2:09.717	95.21	1.582 12:47:59.437	
7 - D2	28.034	49.037	158.6	51.701	2:08.772 (3)	95.91	0.637 12:50:08.209	
8 - D2	27.294	49.105	160.9	51.736	2:08.135 (1)	96.38		12:52:16.344
9 - D2	27.303	49.143	161.3	52.197	2:08.643 (2)	96.00	0.508 12:54:24.987	
10 - D2	27.430	49.775	159.7	51.996	2:09.201	95.59	1.066 12:56:34.188	
11 - D2	27.390	49.380	159.4	IN PIT	2:16.880 P	90.23	8.745 12:58:51.068	
12 - D2	OUTLAP	53.420	123.5	IN PIT	3:16.228 P	62.94	1:08.093 13:02:07.296	

P30 8 Pro/Pro Cadillac Racing

Cadillac ATS-V.R - Cadillac

IDEAL LAP TIME : BEST LAP TIME : DIFFERENCE :
D1: Michael COOPER D2: Jordan TAYLOR

LAP	SECTOR 1	SECTOR 2	SECTOR 3	LAP TIME	MPH	DIFF	TIME OF DAY
1 - D2		2:13.988	44.1	IN PIT	4:59.759 P	41.20	12:34:28.457

Weather / Track : Sunny / Dry

Circuit of the Americas
Circuit Length = 3.4308 miles
Start: 12:29 Flag 13:31 End: 13:37

Grand Prix of Texas

SprintX

ROUND 10 - Sunday September 3rd 2017 - PIT STOP ANALYSIS

P1	2 Pro/Pro	CRP Racing						Mercedes AMG GT3
D1: Daniel MORAD	Total Stint: 14 Laps - 29:57.284 (48.32%)							Best Lap: 2:07.802 On Lap 17 @ 96.64 mph
D2: Ryan DALZIEL	Total Stint: 12 Laps - 32:02.018 (51.68%)							Best Lap: 2:06.946 On Lap 9 @ 97.29 mph
STOP	IN TIME	DRIVER IN	STINT TIME	STOP TIME	TOTAL STOP TIME	OUT TIME	DRIVER OUT	
1 -	13:00:30.623	Ryan DALZIEL	31:01.925	1:00.093	1:00.093	13:01:30.716	Daniel MORAD	
-	Finish	Daniel MORAD	29:57.284					

P2	58 Pro/Pro	Wright Motorsports						Porsche 911 GT3 R
D1: Patrick LONG	Total Stint: 15 Laps - 32:04.289 (51.72%)							Best Lap: 2:07.716 On Lap 17 @ 96.70 mph
D2: Joerg BERGMEISTER	Total Stint: 11 Laps - 29:56.287 (48.28%)							Best Lap: 2:06.838 On Lap 9 @ 97.37 mph
STOP	IN TIME	DRIVER IN	STINT TIME	STOP TIME	TOTAL STOP TIME	OUT TIME	DRIVER OUT	
1 -	12:58:22.957	Joerg BERGMEISTER	28:54.259	1:02.028	1:02.028	12:59:24.985	Patrick LONG	
-	Finish	Patrick LONG	32:04.289					

P3	4 Pro/Pro	Magnus Racing						Audi RS 8 LMS
D1: Pierre KAFFER	Total Stint: 14 Laps - 30:09.861 (48.31%)							Best Lap: 2:08.495 On Lap 14 @ 96.11 mph
D2: Spencer PUMPELLY	Total Stint: 12 Laps - 32:16.600 (51.69%)							Best Lap: 2:07.625 On Lap 11 @ 96.77 mph
STOP	IN TIME	DRIVER IN	STINT TIME	STOP TIME	TOTAL STOP TIME	OUT TIME	DRIVER OUT	
1 -	13:00:38.900	Spencer PUMPELLY	31:10.202	1:06.398	1:06.398	13:01:45.298	Pierre KAFFER	
-	Finish	Pierre KAFFER	30:09.861					

P4	9 Pro/Pro	K-PAX Racing						McLaren 650S GT3
D1: Alvaro PARENTE	Total Stint: 15 Laps - 32:14.962 (51.61%)							Best Lap: 2:08.455 On Lap 13 @ 96.14 mph
D2: Ben BARNICOAT	Total Stint: 11 Laps - 30:14.342 (48.39%)							Best Lap: 2:08.235 On Lap 10 @ 96.31 mph
STOP	IN TIME	DRIVER IN	STINT TIME	STOP TIME	TOTAL STOP TIME	OUT TIME	DRIVER OUT	
1 -	12:58:41.238	Ben BARNICOAT	29:12.540	1:01.802	1:01.802	12:59:43.040	Alvaro PARENTE	
-	Finish	Alvaro PARENTE	32:14.962					

P5	6 Pro/Pro	K-PAX Racing						McLaren 650S GT3
D1: Bryan SELLERS	Total Stint: 14 Laps - 31:03.698 (49.62%)							Best Lap: 2:09.116 On Lap 19 @ 95.65 mph
D2: Michael LEWIS	Total Stint: 12 Laps - 30:38.542 (48.95%)							Best Lap: 2:07.908 On Lap 7 @ 96.56 mph
STOP	IN TIME	DRIVER IN	STINT TIME	STOP TIME	TOTAL STOP TIME	OUT TIME	DRIVER OUT	
1 -	13:00:47.589	Michael LEWIS	2:05.656	1:01.344	1:01.344	13:01:48.933	Bryan SELLERS	
-	Finish	Bryan SELLERS	30:15.834					

P6	43 Pro/Pro	RealTime Racing						Acura NSX GT3
D1: Ryan EVERSLEY	Total Stint: 13 Laps - 28:06.726 (44.83%)							Best Lap: 2:09.341 On Lap 18 @ 95.49 mph
D2: Tom DYER	Total Stint: 10 Laps - 28:21.704 (45.23%)							Best Lap: 2:08.203 On Lap 7 @ 96.33 mph
STOP	IN TIME	DRIVER IN	STINT TIME	STOP TIME	TOTAL STOP TIME	OUT TIME	DRIVER OUT	
1 -	13:02:59.550		2:05.411	1:04.535	1:04.535	13:04:04.085	Ryan EVERSLEY	
-	Finish	Ryan EVERSLEY	28:06.726					

P7	3 Pro/Pro	Cadillac Racing						Cadillac ATS-V.R
D1: Ricky TAYLOR	Total Stint: 16 Laps - 34:43.603 (55.23%)							Best Lap: 2:08.183 On Lap 13 @ 96.35 mph
D2: Johnny O'CONNELL	Total Stint: 10 Laps - 28:08.663 (44.77%)							Best Lap: 2:08.719 On Lap 8 @ 95.95 mph
STOP	IN TIME	DRIVER IN	STINT TIME	STOP TIME	TOTAL STOP TIME	OUT TIME	DRIVER OUT	
1 -	12:56:33.813	Johnny O'CONNELL	27:05.115	1:03.548	1:03.548	12:57:37.361	Ricky TAYLOR	
-	Finish	Ricky TAYLOR	34:43.603					

P8	93 Pro/Pro	RealTime Racing						Acura NSX GT3
D1: Peter KOX	Total Stint: 14 Laps - 30:26.330 (48.38%)							Best Lap: 2:09.904 On Lap 17 @ 95.07 mph
D2: Mark WILKINS	Total Stint: 12 Laps - 31:53.837 (50.7%)							Best Lap: 2:08.501 On Lap 8 @ 96.11 mph
STOP	IN TIME	DRIVER IN	STINT TIME	STOP TIME	TOTAL STOP TIME	OUT TIME	DRIVER OUT	
1 -	13:00:55.621	Mark WILKINS	31:26.923	1:01.762	1:01.762	13:01:57.383	Peter KOX	
-	Finish	Peter KOX	30:26.330					

Weather / Track : Sunny / Dry

Circuit of the Americas
 Circuit Length = 3.4308 miles
 Start: 12:29 Flag 13:31 End: 13:37

Grand Prix of Texas

SprintX

ROUND 10 - Sunday September 3rd 2017 - PIT STOP ANALYSIS

P9	99 Pro/Pro	Gainsco/Bob Stallings Racing	Porsche 911 GT3 R				
D1: Jon FOGARTY	Total Stint: 16 Laps - 34:19.506 (54.49%)		Best Lap: 2:08.416 On Lap 17 @ 96.17 mph				
D2: Wolf HENZLER	Total Stint: 10 Laps - 28:07.347 (44.64%)		Best Lap: 2:07.752 On Lap 8 @ 96.67 mph				
STOP	IN TIME	DRIVER IN	STINT TIME	STOP TIME	TOTAL STOP TIME	OUT TIME	DRIVER OUT

1 -	12:56:36.110	Wolf HENZLER	27:07.412	59.935	59.935	12:57:36.045	Jon FOGARTY
2 -	12:59:38.475	Jon FOGARTY	2:02.430	32.852	1:32.787	13:00:11.327	Jon FOGARTY
-	Finish	Jon FOGARTY	32:17.076				

P10	14 Pro/Am	GMG Racing	Porsche 911 GT3 R				
D1: James SOFRONAS	Total Stint: 14 Laps - 30:40.917 (48.52%)		Best Lap: 2:10.011 On Lap 15 @ 94.99 mph				
D2: Mathieu JAMINET	Total Stint: 12 Laps - 31:06.498 (49.2%)		Best Lap: 2:06.259 On Lap 5 @ 97.82 mph				
STOP	IN TIME	DRIVER IN	STINT TIME	STOP TIME	TOTAL STOP TIME	OUT TIME	DRIVER OUT

1 -	13:00:27.659	Mathieu JAMINET	30:58.961	1:34.008	1:34.008	13:02:01.667	James SOFRONAS
-	Finish	James SOFRONAS	30:40.917				

P11	54 Pro/Am	Black Swan Racing	Mercedes AMG GT3				
D1: Tim PAPPAS	Total Stint: 13 Laps - 28:32.533 (45.13%)		Best Lap: 2:10.411 On Lap 18 @ 94.70 mph				
D2: Jeroen BLEEKEMOLEN	Total Stint: 13 Laps - 34:41.833 (54.87%)		Best Lap: 2:07.019 On Lap 11 @ 97.23 mph				
STOP	IN TIME	DRIVER IN	STINT TIME	STOP TIME	TOTAL STOP TIME	OUT TIME	DRIVER OUT

1 -	13:02:39.615	Jeroen BLEEKEMOLEN	33:10.917	1:30.916	1:30.916	13:04:10.531	Tim PAPPAS
-	Finish	Tim PAPPAS	28:32.533				

P12	16 Pro/Am	Wright Motorsports	Porsche 911 GT3 R				
D1: Michael SCHEIN	Total Stint: 13 Laps - 28:18.216 (44.71%)		Best Lap: 2:09.925 On Lap 20 @ 95.06 mph				
D2: Jan HEYLEN	Total Stint: 13 Laps - 34:59.665 (55.29%)		Best Lap: 2:08.068 On Lap 8 @ 96.44 mph				
STOP	IN TIME	DRIVER IN	STINT TIME	STOP TIME	TOTAL STOP TIME	OUT TIME	DRIVER OUT

1 -	13:02:56.991	Jan HEYLEN	33:28.293	1:31.372	1:31.372	13:04:28.363	Michael SCHEIN
-	Finish	Michael SCHEIN	28:18.216				

P13	44 Pro/Am	Magnus Racing	Audi RS 8 LMS				
D1: John POTTER	Total Stint: 14 Laps - 30:47.410 (48.39%)		Best Lap: 2:10.628 On Lap 20 @ 94.55 mph				
D2: Marco SEEFRIED	Total Stint: 12 Laps - 32:50.166 (51.61%)		Best Lap: 2:08.023 On Lap 8 @ 96.47 mph				
STOP	IN TIME	DRIVER IN	STINT TIME	STOP TIME	TOTAL STOP TIME	OUT TIME	DRIVER OUT

1 -	13:00:46.728	Marco SEEFRIED	31:18.030	1:32.136	1:32.136	13:02:18.864	John POTTER
-	Finish	John POTTER	30:47.410				

P14	77 Pro/Am	Calvert Dynamics	Porsche 911 GT3 R				
D1: Preston CALVERT	Total Stint: 13 Laps - 28:55.757 (45.34%)		Best Lap: 2:12.071 On Lap 23 @ 93.51 mph				
D2: Alec UDELL	Total Stint: 13 Laps - 34:52.888 (54.66%)		Best Lap: 2:07.308 On Lap 11 @ 97.01 mph				
STOP	IN TIME	DRIVER IN	STINT TIME	STOP TIME	TOTAL STOP TIME	OUT TIME	DRIVER OUT

1 -	13:02:49.985	Alec UDELL	33:21.287	1:31.601	1:31.601	13:04:21.586	Preston CALVERT
-	Finish	Preston CALVERT	28:55.757				

P15	30 Am/Am	MOMO/NGT Motorsports	Ferrari 458 GT3				
D1: Henrique CISNEROS	Total Stint: 15 Laps - 32:57.346 (51.36%)		Best Lap: 2:10.115 On Lap 14 @ 94.92 mph				
D2: Peter LUDWIG	Total Stint: 11 Laps - 31:12.369 (48.64%)		Best Lap: 2:09.107 On Lap 8 @ 95.66 mph				
STOP	IN TIME	DRIVER IN	STINT TIME	STOP TIME	TOTAL STOP TIME	OUT TIME	DRIVER OUT

1 -	12:59:07.334	Peter LUDWIG	29:38.636	1:33.733	1:33.733	13:00:41.067	Henrique CISNEROS
-	Finish	Henrique CISNEROS	32:57.346				

P16	24 Am/Am	M1GT Racing	Audi RS-8 LMS				
D1: Lars VILJOEN	Total Stint: 17 Laps - 44:49.527 (71.92%)		Best Lap: 2:11.252 On Lap 22 @ 94.10 mph				
D2: Walt BOWLIN	Total Stint: 8 Laps - 17:29.873 (28.08%)		Best Lap: 2:11.100 On Lap 12 @ 94.20 mph				
STOP	IN TIME	DRIVER IN	STINT TIME	STOP TIME	TOTAL STOP TIME	OUT TIME	DRIVER OUT

1 -	12:55:02.890	Lars VILJOEN	25:34.192	1:35.625	1:35.625	12:56:38.515	Walt BOWLIN
-	Finish	Walt BOWLIN	17:39.710				

Weather / Track : Sunny / Dry

Circuit of the Americas
 Circuit Length = 3.4308 miles
 Start: 12:29 Flag 13:31 End: 13:37

Grand Prix of Texas

SprintX

ROUND 10 - Sunday September 3rd 2017 - PIT STOP ANALYSIS

P17	82 Pro/Am	McCann Racing						Audi RS-8 LMS
D1: Michael MCCANN	Total Stint: 12 Laps - 27:24.211 (43.77%)							Best Lap: 2:15.249 On Lap 19 @ 91.31 mph
D2: Mike SKEEN	Total Stint: 13 Laps - 35:12.613 (56.23%)							Best Lap: 2:08.110 On Lap 8 @ 96.40 mph
STOP	IN TIME	DRIVER IN	STINT TIME	STOP TIME	TOTAL STOP TIME	OUT TIME	DRIVER OUT	
1 -	13:03:00.068	Mike SKEEN	33:31.370	1:41.243	1:41.243	13:04:41.311	Michael MCCANN	
-	Finish	Michael MCCANN	27:24.211					

P18	23 Am/Am	M1GT Racing						Audi R8 LMS Ultra
D1: Jason BELL	Total Stint: 13 Laps - 28:59.835 (46.18%)							Best Lap: 2:12.232 On Lap 17 @ 93.40 mph
D2: Mike DAYSON	Total Stint: 10 Laps - 27:52.538 (44.39%)							Best Lap: 2:13.471 On Lap 8 @ 92.53 mph
STOP	IN TIME	DRIVER IN	STINT TIME	STOP TIME	TOTAL STOP TIME	OUT TIME	DRIVER OUT	
1 -	12:57:13.787	James DAYSON	27:45.089	1:38.346	1:38.346	12:58:52.133	Jason BELL	
-	Finish	Jason BELL	4:24.610					

P19	55 Pro/Am	Dream Racing Motorsport						Lamborghini Huracan Super Trofeo
D1: Yuki HARATA	Total Stint: 13 Laps - 29:27.099 (46.73%)							Best Lap: 2:14.971 On Lap 20 @ 91.50 mph
D2: Alessandro BRESSAN	Total Stint: 12 Laps - 33:34.241 (53.27%)							Best Lap: 2:12.522 On Lap 9 @ 93.19 mph
STOP	IN TIME	DRIVER IN	STINT TIME	STOP TIME	TOTAL STOP TIME	OUT TIME	DRIVER OUT	
1 -	13:01:30.320	Alessandro BRESSAN	32:01.622	1:32.619	1:32.619	13:03:02.939	Yuki HARATA	
-	Finish	Yuki HARATA	29:27.099					

P20	95 Pro/Am	Tool Racing						Porsche 911 GT3 Cup
D1: Erich JOINER	Total Stint: 13 Laps - 29:56.752 (47%)							Best Lap: 2:16.712 On Lap 16 @ 90.34 mph
D2: Andy LEE	Total Stint: 12 Laps - 33:46.365 (53%)							Best Lap: 2:13.727 On Lap 10 @ 92.35 mph
STOP	IN TIME	DRIVER IN	STINT TIME	STOP TIME	TOTAL STOP TIME	OUT TIME	DRIVER OUT	
1 -	13:01:44.872	Andy LEE	32:16.174	1:30.191	1:30.191	13:03:15.063	Erich JOINER	
-	Finish	Erich JOINER	29:56.752					

P21	90 Am/Am	Autometrics Motorsports						Porsche 911 GT3 Cup
D1: Cory FRIEDMAN	Total Stint: 15 Laps - 34:09.011 (53.58%)							Best Lap: 2:16.120 On Lap 12 @ 90.73 mph
D2: Joe TOUSSAINT	Total Stint: 10 Laps - 29:35.099 (46.42%)							Best Lap: 2:16.691 On Lap 7 @ 90.35 mph
STOP	IN TIME	DRIVER IN	STINT TIME	STOP TIME	TOTAL STOP TIME	OUT TIME	DRIVER OUT	
1 -	12:57:29.143	Joe TOUSSAINT	28:00.445	1:34.654	1:34.654	12:59:03.797	Cory FRIEDMAN	
-	Finish	Cory FRIEDMAN	34:09.011					

P22	18 Am/Am	R3 Motorsports						Ferrari Challenge
D1: Conrad GRUNEWALD	Total Stint: 16 Laps - 36:00.349 (56.49%)							Best Lap: 2:14.312 On Lap 11 @ 91.95 mph
D2: James WEILAND	Total Stint: 9 Laps - 25:55.677 (40.68%)							Best Lap: 2:16.717 On Lap 7 @ 90.33 mph
STOP	IN TIME	DRIVER IN	STINT TIME	STOP TIME	TOTAL STOP TIME	OUT TIME	DRIVER OUT	
1 -	12:55:15.498	James WEILAND	25:46.800	1:57.365	1:57.365	12:57:12.863	Conrad GRUNEWALD	
-	Finish	Conrad GRUNEWALD	36:00.349					

P23	04 Am/Am	De La Torre Racing						Aston Martin Vantage GT3
D1: Jorge DE LA TORRE	Total Stint: 13 Laps - 29:08.993 (46.98%)							Best Lap: 2:13.028 On Lap 21 @ 92.84 mph
D2: Ate DE JONG	Total Stint: 11 Laps - 30:20.704 (48.9%)							Best Lap: 2:14.533 On Lap 10 @ 91.80 mph
STOP	IN TIME	DRIVER IN	STINT TIME	STOP TIME	TOTAL STOP TIME	OUT TIME	DRIVER OUT	
1 -	12:59:41.888	Ate DE JONG	30:13.190	1:41.100	1:41.100	13:01:22.988	Jorge DE LA TORRE	
2 -	13:17:03.372	Jorge DE LA TORRE	15:40.384	59.744	2:40.844	13:18:03.116	Jorge DE LA TORRE	
-	Finish	Jorge DE LA TORRE	13:28.609					

P24	09 Am/Am	TRG-AMR						Aston Martin Vantage GT4
D1: Sean GIBBONS	Total Stint: 12 Laps - 28:51.990 (45.31%)							Best Lap: 2:22.481 On Lap 14 @ 86.68 mph
D2: Derek DeBOER	Total Stint: 12 Laps - 33:15.233 (52.19%)							Best Lap: 2:20.156 On Lap 6 @ 88.12 mph
STOP	IN TIME	DRIVER IN	STINT TIME	STOP TIME	TOTAL STOP TIME	OUT TIME	DRIVER OUT	
1 -	13:02:36.242	Derek DeBOER	33:07.544	1:43.240	1:43.240	13:04:19.482	Sean GIBBONS	
-	Finish	Sean GIBBONS	28:51.990					

Weather / Track : Sunny / Dry

Circuit of the Americas
 Circuit Length = 3.4308 miles
 Start: 12:29 Flag 13:31 End: 13:37

Grand Prix of Texas

SprintX

ROUND 10 - Sunday September 3rd 2017 - PIT STOP ANALYSIS

P25	019 Am/Am	Stephen Cameron Racing						BMW M3 E46
D1: Aristotle BALOGH	Total Stint: 12 Laps - 29:08.269 (45.66%)							Best Lap: 2:24.630 On Lap 17 @ 85.39 mph
D2: Greg LIEFOOGHE	Total Stint: 12 Laps - 34:40.484 (54.34%)							Best Lap: 2:20.349 On Lap 7 @ 88.00 mph
STOP	IN TIME	DRIVER IN	STINT TIME	STOP TIME	TOTAL STOP TIME	OUT TIME	DRIVER OUT	
1 -	13:02:34.495	Greg LIEFOOGHE	33:05.797	1:34.687	1:34.687	13:04:09.182	Aristotle BALOGH	
-	Finish	Aristotle BALOGH	29:08.269					

P26	47 Am/Am	NOLAsport						Porsche Cayman GT4 Clubsport MR
D1: Mike VESS	Total Stint: 12 Laps - 29:26.413 (45.82%)							Best Lap: 2:25.922 On Lap 23 @ 84.64 mph
D2: Jason HART	Total Stint: 12 Laps - 34:48.625 (54.18%)							Best Lap: 2:20.373 On Lap 6 @ 87.98 mph
STOP	IN TIME	DRIVER IN	STINT TIME	STOP TIME	TOTAL STOP TIME	OUT TIME	DRIVER OUT	
1 -	13:02:37.031	Jason HART	33:08.333	1:40.292	1:40.292	13:04:17.323	Mike VESS	
-	Finish	Mike VESS	29:26.413					

P27	03 Am/Am	TRG						Porsche Cayman GT4 Clubsport MR
D1: Craig LYONS	Total Stint: 10 Laps - 29:10.104 (52.41%)							Best Lap: 2:25.732 On Lap 5 @ 84.75 mph
D2: Kris WILSON	Total Stint: 10 Laps - 24:14.796 (43.57%)							Best Lap: 2:24.218 On Lap 18 @ 85.64 mph
STOP	IN TIME	DRIVER IN	STINT TIME	STOP TIME	TOTAL STOP TIME	OUT TIME	DRIVER OUT	
1 -	12:58:29.029	Craig LYONS	29:00.331	2:14.544	2:14.544	13:00:43.573	Kris WILSON	
2 -	13:24:58.369	Kris WILSON						

P28	017 Pro/Am	Case-it Racing						Porsche Cayman GT4 Clubsport MR
D1: Adam MERZON	Total Stint: 7 Laps - 17:20.385 (34.84%)							Best Lap: 2:26.352 On Lap 16 @ 84.39 mph
D2: Trent HINDMAN	Total Stint: 11 Laps - 32:25.951 (65.16%)							Best Lap: 2:21.018 On Lap 6 @ 87.58 mph
STOP	IN TIME	DRIVER IN	STINT TIME	STOP TIME	TOTAL STOP TIME	OUT TIME	DRIVER OUT	
1 -	13:00:20.322	Trent HINDMAN	30:51.624	1:34.327	1:34.327	13:01:54.649	Adam MERZON	
-	Finish	Adam MERZON	17:20.385					

P29	88 Pro/Pro	Absolute Racing						Bentley Continental GT3
D1: Vincent ABRIL	Total Stint: 0 Laps							
D2: Adderly FONG	Total Stint: 12 Laps - 31:28.165 (96.4%)							Best Lap: 2:08.135 On Lap 8 @ 96.38 mph
STOP	IN TIME	DRIVER IN	STINT TIME	STOP TIME	TOTAL STOP TIME	OUT TIME	DRIVER OUT	
1 -	12:58:43.189	Adderly FONG	29:14.491	1:02.184	1:02.184	12:59:45.373	Adderly FONG	
2 -	13:01:59.047	Adderly FONG						

P30	8 Pro/Pro	Cadillac Racing						Cadillac ATS-V.R
D1: Michael COOPER	Total Stint: 0 Laps							
D2: Jordan TAYLOR	Total Stint: 1 Laps - 4:47.533 (95.92%)							
STOP	IN TIME	DRIVER IN	STINT TIME	STOP TIME	TOTAL STOP TIME	OUT TIME	DRIVER OUT	
1 -	12:34:16.231	Jordan TAYLOR						

Grand Prix of Texas

SprintX

ROUND 10 - Sunday September 3rd 2017 - DRIVER STATISTICS

POS	NO	CL	PIC	TEAM / DRIVERS	CAR	LAPS	RACE TIME	%	BEST	ON	MPH
1	2	Pro/Prc	1	CRP Racing Daniel MORAD (USA) Ryan DALZIEL (USA)	Mercedes AMG GT3 - DeVilbiss/ Emkay	26	1:01:59.302				
						14	29:57.284	48.32	2:07.802	17	96.64
						12	32:02.018	51.68	2:06.946	9	97.29
2	58	Pro/Prc	2	Wright Motorsports Patrick LONG (USA) Joerg BERGMEISTER (DEU)	Porsche 911 GT3 R -	26	1:02:00.576				
						15	32:04.289	51.72	2:07.716	17	96.70
						11	29:56.287	48.28	2:06.838	9	97.37
3	4	Pro/Prc	3	Magnus Racing Pierre KAFFER (DEU) Spencer PUMPELLY (USA)	Audi RS 8 LMS -	26	1:02:26.461				
						14	30:09.861	48.31	2:08.495	14	96.11
						12	32:16.600	51.69	2:07.625	11	96.77
4	9	Pro/Prc	4	K-PAX Racing Alvaro PARENTE (PRT) Ben BARNICOAT (GBR)	McLaren 650S GT3 -	26	1:02:29.304				
						15	32:14.962	51.61	2:08.455	13	96.14
						11	30:14.342	48.39	2:08.235	10	96.31
5	6	Pro/Prc	5	K-PAX Racing Bryan SELLERS (USA) Michael LEWIS (USA)	McLaren 650S GT3 -	26	1:02:36.069				
						14	31:03.698	49.62	2:09.116	19	95.65
						12	30:38.542	48.95	2:07.908	7	96.56
6	43	Pro/Prc	6	RealTime Racing Ryan EVERSLEY (USA) Tom DYER (USA)	Acura NSX GT3 - Acura/ HPD/ RealTime	26	1:02:42.113				
						13	28:06.726	44.83	2:09.341	18	95.49
						10	28:21.704	45.23	2:08.203	7	96.33
7	3	Pro/Prc	7	Cadillac Racing Ricky TAYLOR (USA) Johnny O'CONNELL (USA)	Cadillac ATS-V.R - Cadillac	26	1:02:52.266				
						16	34:43.603	55.23	2:08.183	13	96.35
						10	28:08.663	44.77	2:08.719	8	95.95
8	93	Pro/Prc	8	RealTime Racing Peter KOX (NLD) Mark WILKINS (CAN)	Acura NSX GT3 - Acura/ HPD/ RealTime	26	1:02:55.015				
						14	30:26.330	48.38	2:09.904	17	95.07
						12	31:53.837	50.70	2:08.501	8	96.11
9	99	Pro/Prc	9	Gainsco/Bob Stallings Racing Jon FOGARTY (USA) Wolf HENZLER (DEU)	Porsche 911 GT3 R - Gainsco Auto Insurance	26	1:02:59.705				
						16	34:19.506	54.49	2:08.416	17	96.17
						10	28:07.347	44.64	2:07.752	8	96.67
10	14	Pro/Am	1	GMG Racing James SOFRONAS (USA) Mathieu JAMINET (FRA)	Porsche 911 GT3 R - GMG/ Spyder/ Mobil 1	26	1:03:13.886				
						14	30:40.917	48.52	2:10.011	15	94.99
						12	31:06.498	49.20	2:06.259	5	97.82
11	54	Pro/Am	2	Black Swan Racing Tim PAPPAS (USA) Jeroen BLEEKEMOLEN (NLD)	Mercedes AMG GT3 -	26	1:03:14.366				
						13	28:32.533	45.13	2:10.411	18	94.70
						13	34:41.833	54.87	2:07.019	11	97.23
12	16	Pro/Am	3	Wright Motorsports Michael SCHEIN (USA) Jan HEYLEN (BEL)	Porsche 911 GT3 R - Wright Motorsports	26	1:03:17.881				
						13	28:18.216	44.71	2:09.925	20	95.06
						13	34:59.665	55.29	2:08.068	8	96.44
13	44	Pro/Am	4	Magnus Racing John POTTER (USA) Marco SEEFRIED (DEU)	Audi RS 8 LMS -	26	1:03:37.576				
						14	30:47.410	48.39	2:10.628	20	94.55
						12	32:50.166	51.61	2:08.023	8	96.47
14	77	Pro/Am	5	Calvert Dynamics Preston CALVERT (USA) Alec UDELL (USA)	Porsche 911 GT3 R - Calvert Dynamics/ Phoenix Pe	26	1:03:48.645				
						13	28:55.757	45.34	2:12.071	23	93.51
						13	34:52.888	54.66	2:07.308	11	97.01
15	30	Am/Am	1	MOMO/NGT Motorsports Henrique CISNEROS (USA) Peter LUDWIG (USA)	Ferrari 458 GT3 - Momo / Safecraft	26	1:04:09.715				
						15	32:57.346	51.36	2:10.115	14	94.92
						11	31:12.369	48.64	2:09.107	8	95.66
16	24	Am/Am	2	M1GT Racing Lars VILJOEN (GBR) Walt BOWLIN (USA)	Audi RS-8 LMS - Tampa Bay Jaw Surgery / Surgery	25	1:02:19.400				
						17	44:49.527	71.92	2:11.252	22	94.10
						8	17:29.873	28.08	2:11.100	12	94.20
17	82	Pro/Am	6	McCann Racing Michael MCCANN (USA) Mike SKEEN (USA)	Audi RS-8 LMS - McCann Racing	25	1:02:36.824				
						12	27:24.211	43.77	2:15.249	19	91.31
						13	35:12.613	56.23	2:08.110	8	96.40

Circuit of the Americas

Circuit Length = 3.4308 miles

Start: 12:29 Flag 13:31 End: 13:37

Weather / Track : Sunny / Dry

Grand Prix of Texas

SprintX

ROUND 10 - Sunday September 3rd 2017 - DRIVER STATISTICS

POS	NO	CL	PIC	TEAM / DRIVERS	CAR	LAPS	RACE TIME	%	BEST	ON	MPH
18	23	Am/Am	3	M1GT Racing Jason BELL (USA) James DAYSON (CAN)	Audi R8 LMS Ultra - Tampa Bay Jaw Surgery/ Surgi	25	1:02:47.880				
						13	28:59.835	46.18	2:12.232	17	93.40
						10	27:52.538	44.39	2:13.471	8	92.53
19	55	Pro/Am	1	Dream Racing Motorsport Yuki HARATA (JPN) Alessandro BRESSAN (ITA)	Lamborghini Huracan Super Trofeo -	25	1:03:01.340				
						13	29:27.099	46.73	2:14.971	20	91.50
						12	33:34.241	53.27	2:12.522	9	93.19
20	95	Pro/Am	2	Tool Racing Erich JOINER (USA) Andy LEE (USA)	Porsche 911 GT3 Cup - Tool of North America	25	1:03:43.117				
						13	29:56.752	47.00	2:16.712	16	90.34
						12	33:46.365	53.00	2:13.727	10	92.35
21	90	Am/Am	1	Autometrics Motorsports Cory FRIEDMAN (USA) Joe TOUSSAINT (USA)	Porsche 911 GT3 Cup - National Ability Center/ PRI	25	1:03:44.110				
						15	34:09.011	53.58	2:16.120	12	90.73
						10	29:35.099	46.42	2:16.691	7	90.35
22	18	Am/Am	2	R3 Motorsports Conrad GRUNEWALD (USA) James WEILAND (USA)	Ferrari Challenge -	25	1:03:44.514				
						16	36:00.349	56.49	2:14.312	11	91.95
						9	25:55.677	40.68	2:16.717	7	90.33
23	04	Am/Am	4	De La Torre Racing Jorge DE LA TORRE (MEX) Ate DE JONG (DEU)	Aston Martin Vantage GT3 - Delgac	24	1:02:03.027				
						13	29:08.993	46.98	2:13.028	21	92.84
						11	30:20.704	48.90	2:14.533	10	91.80
24	09	Am/Am	1	TRG-AMR Sean GIBBONS (USA) Derek DeBOER (USA)	Aston Martin Vantage GT4 - Lasalle Solutions/Adob	24	1:03:42.774				
						12	28:51.990	45.31	2:22.481	14	86.68
						12	33:15.233	52.19	2:20.156	6	88.12
25	019	Am/Am	2	Stephen Cameron Racing Aristotle BALOGH (USA) Greg LIEFOOGHE (USA)	BMW M3 E46 - ART RACING	24	1:03:48.753				
						12	29:08.269	45.66	2:24.630	17	85.39
						12	34:40.484	54.34	2:20.349	7	88.00
26	47	Am/Am	3	NOLAsport Mike VESS (USA) Jason HART (USA)	Porsche Cayman GT4 Clubsport MR -	24	1:04:15.038				
						12	29:26.413	45.82	2:25.922	23	84.64
						12	34:48.625	54.18	2:20.373	6	87.98
27	03	Am/Am	4	TRG Craig LYONS (USA) Kris WILSON (USA)	Porsche Cayman GT4 Clubsport MR - Mobttah Stor	20	55:39.026				
						10	29:10.104	52.41	2:25.732	5	84.75
						10	24:14.796	43.57	2:24.218	18	85.64
28	017	Pro/Am	1	Case-it Racing Adam MERZON (USA) Trent HINDMAN (USA)	Porsche Cayman GT4 Clubsport MR - Case-it	18	49:46.336				
						7	17:20.385	34.84	2:26.352	16	84.39
						11	32:25.951	65.16	2:21.018	6	87.58
29	88	Pro/Prc	10	Absolute Racing Vincent ABRIL (FRA) Adderly FONG (HKG)	Bentley Continental GT3 - Absolute Racing/Bentley	12	32:38.598				
						0	0.000	0.00		0	
						12	31:28.165	96.40	2:08.135	8	96.38
30	8	Pro/Prc	11	Cadillac Racing Michael COOPER (USA) Jordan TAYLOR (USA)	Cadillac ATS-V.R - Cadillac	1	4:59.759				
						0	0.000	0.00		0	
						1	4:47.533	95.92		0	
31	31	Pro/Prc	12	TR3 Racing Daniel MANCINELLI (ITA) Niccolo SCHIRO (ITA)	Ferrari 488 GT3 - Italian Shoemaker	0					
						0	0.000	0.00		0	
						0	0.000	0.00		0	

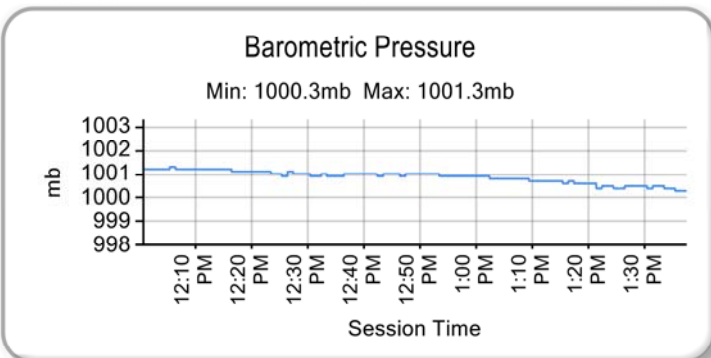
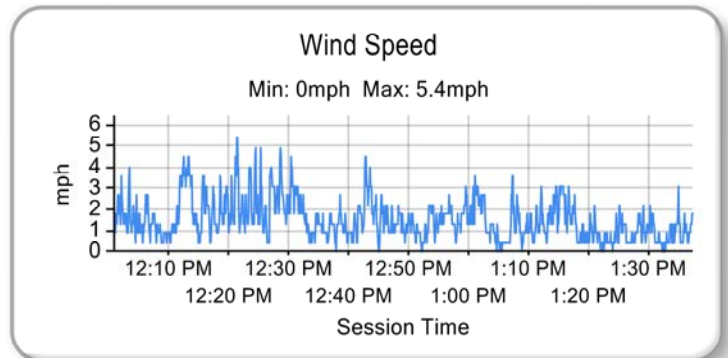
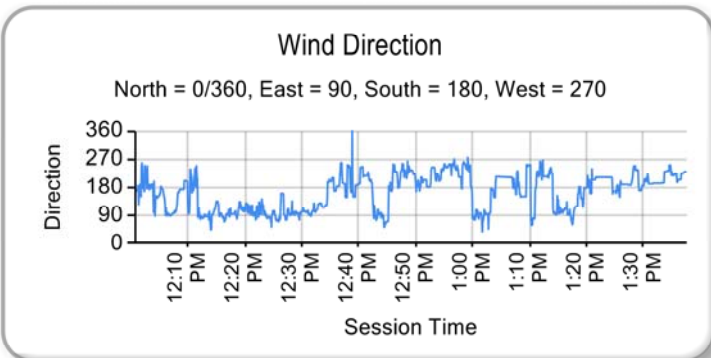
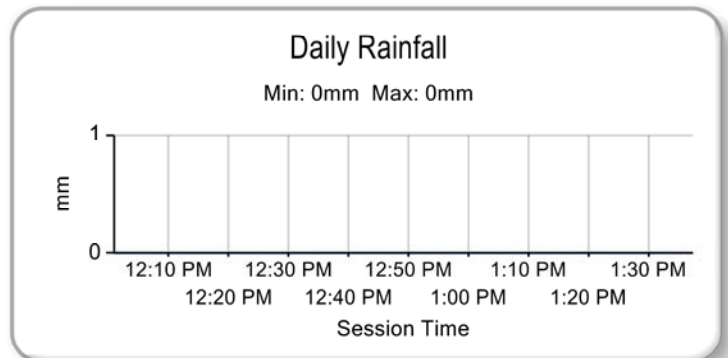
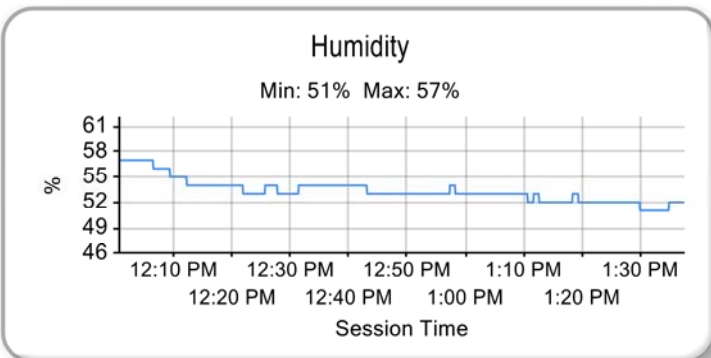
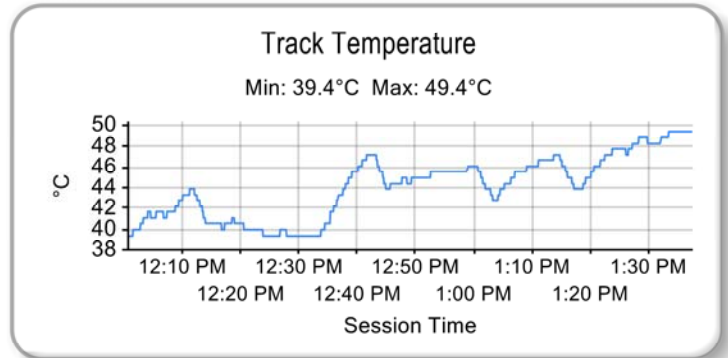
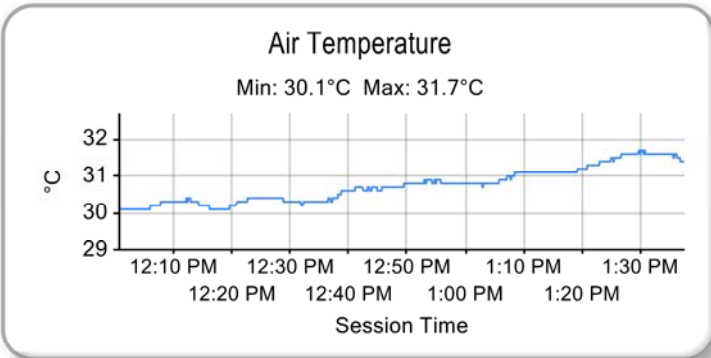
Weather / Track : Sunny / Dry

Circuit of the Americas
Circuit Length = 3.4308 miles
Start: 12:29 Flag 13:31 End: 13:37

Grand Prix of Texas

SprintX

ROUND 10 - Sunday September 3rd 2017 - WEATHER CONDITIONS



Weather / Track : Sunny / Dry

Results can be found at www.tsl-timing.com

Circuit of the Americas
Circuit Length = 3.4308 miles
Start: 12:29 Flag 13:31 End: 13:37

Printed - 13:48 Sunday, September 3, 2017