



Pirelli World Challenge GTS

Circuit of the Americas

September 1 - 3, 2017



Results Provided by Timing Solutions Ltd
www.tsl-timing.com

Grand Prix of Texas

GTS

PRACTICE 1 - Friday September 1st 2017 - CLASSIFICATION



POS	NO	CL	PIC NAME	ENTRY	TIME	ON	LAPS	GAP	DIFF	MPH
1	12	Pro	1 Drew STAVELEY	Ginetta G55 - Ian Lacy Racing	2:19.431	3	10			88.58
2	46	Pro	2 Scott DOLLAHITE	Lotus Evora - SDR Motorsports	2:19.631	6	7	0.200	0.200	88.45
3	19	Pro	3 Parker CHASE	Ginetta G55 - Performance Motorsports Group	2:19.638	10	11	0.207	0.007	88.44
4	14	Pro	4 Nate STACY	Porsche Cayman GT4 Clubsport MR - Flying Lizard Motor	2:19.887	5	13	0.456	0.249	88.29
5	99	Pro	5 Jeff COURTNEY	Maserati GT4 - JCR Motorsports	2:19.915	11	12	0.484	0.028	88.27
6	3	Pro	6 Rodrigo BAPTISTA	Porsche Cayman GT4 Clubsport MR - Flying Lizard Motor	2:20.010	3	13	0.579	0.095	88.21
7	69	Pro	7 Harry GOTTSACKER	Ginetta G55 - Performance Motorsports Group	2:20.039	7	12	0.608	0.029	88.19
8	45	Am	1 Bob MICHAELIAN	SIN R1 GT4 - Racers Edge Motorsports	2:20.144	10	11	0.713	0.105	88.13
9	10	Pro	8 Lawson ASCHENBACH	Chevrolet Camaro GT4 - Blackdog Speed Shop	2:20.244	4	10	0.813	0.100	88.06
10	25	Am	2 Dakota DICKERSON	KTM Xbow GT4 - ANSA Motorsports	2:20.428	6	7	0.997	0.184	87.95
11	2	Am	3 Jason BELL	SIN R1 GT4 - Racers Edge Motorsports	2:20.563	5	12	1.132	0.135	87.86
12	50	Pro	9 Ian JAMES	Panoz Avezano GT - Team Panoz Racing	2:20.757	4	12	1.326	0.194	87.74
13	80	Pro	10 Martin BARKEY	KTM Xbow GT4 - Mantella Autosports	2:20.953	5	13	1.522	0.196	87.62
14	64	Am	4 Brett MEREDITH	Porsche Cayman GT4 Clubsport MR - GMG Racing	2:21.567	3	11	2.136	0.614	87.24
15	04	Am	5 George KURTZ	McLaren 570S GT4 - GMG Racing	2:21.683	7	12	2.252	0.116	87.17
16	7	Am	6 Carter YEUNG	Porsche Cayman GT4 Clubsport MR - GMG Racing	2:21.806	8	11	2.375	0.123	87.09
17	22	Am	7 Cody ELLSWORTH	Porsche Cayman GT4 Clubsport MR - CRP Racing	2:21.919	3	10	2.488	0.113	87.02
18	017	Am	8 Adam MERZON	Porsche Cayman GT4 Clubsport MR - Case-it Racing	2:21.980	3	13	2.549	0.061	86.99
19	47	Am	9 Keith JENSEN	Porsche Cayman GT4 Clubsport MR - NOLAsport	2:22.036	8	13	2.605	0.056	86.95
20	11	Am	10 Tony GAPLES	Chevrolet Camaro GT4 - Blackdog Speed Shop	2:22.113	2	12	2.682	0.077	86.90
21	24	Am	11 Frank GANNETT	Ginetta G55 - Ian Lacy Racing	2:23.473	11	12	4.042	1.360	86.08
22	9	Am	12 Bill ZIEGLER	KTM Xbow GT4 - ANSA Motorsports	2:23.727	12	12	4.296	0.254	85.93
23	62	Am	13 Mark KLENIN	McLaren 570S GT4 - KPR	2:25.558	3	11	6.127	1.831	84.85

Following lap times disallowed for track limit infringements:

- 11:09 - #45 - Track Limits
- 11:10 - #017 - Turn 19
- 11:10 - #69 - Turn 8
- 11:12 - #19, #7 & #9 - Turn 19
- 11:13 - #69 - Turn 8
- 11:15 - #69 - Turn 8
- 11:15 - #017 - Turn 19
- 11:19 - #22 - Turn 8
- 11:22 - #22 - Turn 8
- 11:22 - #3 - Turn 1
- 11:42 - #2 - Turn 1
- 11:42 - #14 - Turn 8
- 11:43 - #14 - Turn 19
- 11:45 - #62 & #24 - Turn 19
- 11:46 - #22 - Turns 19 & 20
- 11:47 - #7 - Turn 8
- 11:48 - #3 & #10 - Turn 19
- 11:49 - #2 - Turn 19

Weather / Track : Sunny / Dry

These results are provisional until the conclusion of any judicial and technical matters.

Circuit of the Americas

Circuit Length = 3.4308 miles

Start: 11:05 Flag 11:50 End: 11:52

Chief Steward :	Chief of Timing
-----------------	-----------------

Results can be found at www.tsl-timing.com

Printed - 11:56 Friday, September 1, 2017



Grand Prix of Texas

GTS

PRACTICE 1 - Friday September 1st 2017 - BEST SECTORS

SECTOR 1			SECTOR 2			SECTOR 3			IDEAL / BEST COMPARISON						
POS	NO	NAME	TIME	NO	NAME	TIME	NO	NAME	TIME	POS	NO	NAME	IDEAL	BEST	DIFF
												PERFECT LAP	2:18.721		
1	19	CHASE	30.025	19	CHASE	53.202	69	GOTTSACKER	55.494	1	19	CHASE	2:18.741	2:19.638	0.897
2	3	BAPTISTA	30.033	46	DOLLAHITE	53.213	19	CHASE	55.514	2	69	GOTTSACKER	2:18.887	2:20.039	1.152
3	69	GOTTSACKER	30.060	25	DICKERSON	53.223	12	STAVELEY	55.716	3	46	DOLLAHITE	2:19.095	2:19.631	0.536
4	46	DOLLAHITE	30.085	99	COURTNEY	53.255	46	DOLLAHITE	55.797	4	12	STAVELEY	2:19.256	2:19.431	0.175
5	50	JAMES	30.144	12	STAVELEY	53.295	25	DICKERSON	55.957	5	99	COURTNEY	2:19.507	2:19.915	0.408
6	99	COURTNEY	30.152	10	ASCHENBACH	53.298	14	STACY	55.989	6	25	DICKERSON	2:19.589	2:20.428	0.839
7	45	MICHAELIAN	30.173	69	GOTTSACKER	53.333	99	COURTNEY	56.100	7	10	ASCHENBACH	2:19.740	2:20.244	0.504
8	14	STACY	30.197	14	STACY	53.559	50	JAMES	56.101	8	14	STACY	2:19.745	2:19.887	0.142
9	12	STAVELEY	30.245	3	BAPTISTA	53.598	45	MICHAELIAN	56.127	9	3	BAPTISTA	2:19.763	2:20.010	0.247
10	10	ASCHENBACH	30.247	50	JAMES	53.675	3	BAPTISTA	56.132	10	50	JAMES	2:19.920	2:20.757	0.837
11	2	BELL	30.265	80	BARKEY	53.737	10	ASCHENBACH	56.195	11	45	MICHAELIAN	2:20.144	2:20.144	0.000
12	47	JENSEN	30.345	2	BELL	53.764	80	BARKEY	56.208	12	2	BELL	2:20.350	2:20.563	0.213
13	04	KURTZ	30.375	45	MICHAELIAN	53.844	64	MEREDITH	56.276	13	80	BARKEY	2:20.453	2:20.953	0.500
14	25	DICKERSON	30.409	04	KURTZ	53.874	2	BELL	56.321	14	04	KURTZ	2:21.125	2:21.683	0.558
15	7	YEUNG	30.432	22	ELLSWORTH	53.896	47	JENSEN	56.630	15	47	JENSEN	2:21.312	2:22.036	0.724
16	11	GAPLES	30.469	7	YEUNG	54.231	7	YEUNG	56.660	16	7	YEUNG	2:21.323	2:21.806	0.483
17	22	ELLSWORTH	30.507	47	JENSEN	54.337	017	MERZON	56.760	17	64	MEREDITH	2:21.398	2:21.567	0.169
18	80	BARKEY	30.508	24	GANNETT	54.432	04	KURTZ	56.876	18	22	ELLSWORTH	2:21.400	2:21.919	0.519
19	017	MERZON	30.562	64	MEREDITH	54.498	11	GAPLES	56.916	19	11	GAPLES	2:21.919	2:22.113	0.194
20	64	MEREDITH	30.624	11	GAPLES	54.534	22	ELLSWORTH	56.997	20	017	MERZON	2:21.980	2:21.980	0.000
21	9	ZIEGLER	30.999	017	MERZON	54.658	9	ZIEGLER	57.321	21	9	ZIEGLER	2:23.164	2:23.727	0.563
22	24	GANNETT	31.348	9	ZIEGLER	54.844	24	GANNETT	57.491	22	24	GANNETT	2:23.271	2:23.473	0.202
23	62	KLENIN	31.365	62	KLENIN	55.073	62	KLENIN	58.608	23	62	KLENIN	2:25.046	2:25.558	0.512

Weather / Track : Sunny / Dry

Results can be found at www.tsl-timing.com

Circuit of the Americas
 Circuit Length = 3.4308 miles
 Start: 11:05 Flag 11:50 End: 11:52

Printed - 11:56 Friday, September 1, 2017

Grand Prix of Texas

GTS

PRACTICE 1 - Friday September 1st 2017 - BEST SPEEDS

POS	INTERMEDIATE 1		INTERMEDIATE 2		FINISH LINE	
	NO	NAME	MPH	NO	NAME	MPH
1			04	KURTZ		152.5
2			64	MEREDITH		147.8
3			47	JENSEN		147.1
4			14	STACY		146.8
5			3	BAPTISTA		146.8
6			22	ELLSWORTH		146.8
7			62	KLENIN		146.8
8			11	GAPLES		146.5
9			7	YEUNG		146.2
10			017	MERZON		146.2
11			45	MICHAELIAN		145.5
12			46	DOLLAHITE		145.2
13			99	COURTNEY		144.9
14			10	ASCHENBACH		144.9
15			2	BELL		144.6
16			50	JAMES		144.0
17			9	ZIEGLER		142.1
18			12	STAVELEY		141.5
19			69	GOTTSACKER		141.5
20			80	BARKEY		141.5
21			24	GANNETT		141.5
22			19	CHASE		140.9
23			25	DICKERSON		140.6

Weather / Track : Sunny / Dry

Results can be found at www.tsl-timing.com

Circuit of the Americas
Circuit Length = 3.4308 miles
Start: 11:05 Flag 11:50 End: 11:52

Printed - 11:56 Friday, September 1, 2017

Grand Prix of Texas

GTS

PRACTICE 1 - Friday September 1st 2017 - SECTOR ANALYSIS

SECTOR 1 = FL to I1, SECTOR 2 = I1 to I2, SECTOR 3 = I2 to FL, DIFF = Difference To Personal Best Lap, P = Crossed Finish Line in Pit Lane, D = Time Disallowed

P1 12 Pro Drew STAVELEY		Ginetta G55 - Ian Lacy Racing						
IDEAL LAP TIME : 2:19.256		BEST LAP TIME : 2:19.431		DIFFERENCE : 0.175				
LAP	SECTOR 1	SECTOR 2	SECTOR 3	LAP TIME	MPH	DIFF	TIME OF DAY	
1 -	OUTLAP	59.318	116.1	58.643			11:09:06.245	
2 -	31.038	53.737	139.8	56.181	2:20.956	87.62	1.525	11:11:27.201
3 -	30.264	53.451	140.9	55.716	2:19.431 (1)	88.58		11:13:46.632
4 -	30.245	53.650	141.5	55.905	2:19.800 (3)	88.34	0.369	11:16:06.432
5 -	30.665	53.295	141.5	55.779	2:19.739 (2)	88.38	0.308	11:18:26.171
6 -	30.264	53.778	140.6	IN PIT	2:23.618 P	85.99	4.187	11:20:49.789
7 -	OUTLAP	56.421	121.3	58.384	21:43.819	9.47	19:24.388	11:42:33.608
8 -	32.051	54.695	132.6	57.636	2:24.382	85.54	4.951	11:44:57.990
9 -	31.851	54.654	123.8	57.159	2:23.664	85.97	4.233	11:47:21.654
10 -	31.197	54.776	120.0	IN PIT	2:26.513 P	84.29	7.082	11:49:48.167

P2 46 Pro Scott DOLLAHITE		Lotus Evora - SDR Motorsports						
IDEAL LAP TIME : 2:19.095		BEST LAP TIME : 2:19.631		DIFFERENCE : 0.536				
LAP	SECTOR 1	SECTOR 2	SECTOR 3	LAP TIME	MPH	DIFF	TIME OF DAY	
1 -	OUTLAP	54.649	131.0	57.067			11:07:26.928	
2 -	30.227	53.620	141.5	55.797	2:19.644 (2)	88.44	0.013	11:09:46.572
3 -	30.237	53.618	144.9	55.976	2:19.831 (3)	88.32	0.200	11:12:06.403
4 -	30.164	53.564	144.3	IN PIT	2:25.764 P	84.73	6.133	11:14:32.167
5 -	OUTLAP	53.374	144.9	56.059	4:22.238	47.09	2:02.607	11:18:54.405
6 -	30.323	53.213	145.2	56.095	2:19.631 (1)	88.45		11:21:14.036
7 -	30.085	53.825	142.4	IN PIT	2:29.461 P	82.63	9.830	11:23:43.497

P3 19 Pro Parker CHASE		Ginetta G55 - Performance Motorsports Group						
IDEAL LAP TIME : 2:18.741		BEST LAP TIME : 2:19.638		DIFFERENCE : 0.897				
LAP	SECTOR 1	SECTOR 2	SECTOR 3	LAP TIME	MPH	DIFF	TIME OF DAY	
1 -	OUTLAP	55.094	138.9	56.635			11:07:30.012	
2 -	30.267	53.963	140.3	56.550	2:20.780	87.73	1.142	11:09:50.792
3 -	30.463	53.937	140.6	55.895	2:20.295 D	88.03	0.657	11:12:11.087
4 -	30.307	53.955	140.9	56.058	2:20.320 (3)	88.01	0.682	11:14:31.407
5 -	30.184	53.913	140.9	IN PIT	2:22.055 P	86.94	2.417	11:16:53.462
6 -	OUTLAP	54.311	138.0	IN PIT	6:36.347 P	31.16	4:16.709	11:23:29.809
7 -	OUTLAP	54.316	139.5	56.650	2:44.365	75.14	24.727	11:26:14.174
8 -	OUTLAP	1:03.894	133.1	55.797	15:28.990	13.29	13:09.352	11:41:43.164
9 -	30.025	53.714	130.0	56.536	2:20.275 (2)	88.04	0.637	11:44:03.439
10 -	30.162	53.962	139.8	55.514	2:19.638 (1)	88.44		11:46:23.077
11 -	30.313	53.202	140.3	IN PIT	2:23.847 P	85.86	4.209	11:48:46.924

P4 14 Pro Nate STACY		Porsche Cayman GT4 Clubsport MR - Flying Lizard Motorsports						
IDEAL LAP TIME : 2:19.745		BEST LAP TIME : 2:19.887		DIFFERENCE : 0.142				
LAP	SECTOR 1	SECTOR 2	SECTOR 3	LAP TIME	MPH	DIFF	TIME OF DAY	
1 -	OUTLAP	56.334	144.0	57.292			11:07:25.053	
2 -	30.887	54.128	143.0	56.317	2:21.332	87.38	1.445	11:09:46.385
3 -	30.945	53.997	146.2	56.194	2:21.136	87.51	1.249	11:12:07.521
4 -	30.469	53.748	146.8	55.989	2:20.206 (2)	88.09	0.319	11:14:27.727
5 -	30.197	53.559	146.2	56.131	2:19.887 (1)	88.29		11:16:47.614
6 -	30.759	54.321	145.5	56.458	2:21.538	87.26	1.651	11:19:09.152
7 -	30.863	53.767	145.5	56.447	2:21.077 (3)	87.54	1.190	11:21:30.229
8 -	30.666	53.943	146.2	IN PIT	2:25.251 P	85.03	5.364	11:23:55.480
9 -	OUTLAP	55.580	144.9	57.459	17:08.624	12.00	14:48.737	11:41:04.104
10 -	30.618	53.810	145.2	56.442	2:20.870 D	87.67	0.983	11:43:24.974
11 -	30.707	54.527	144.3	57.111	2:22.345	86.76	2.458	11:45:47.319
12 -	30.756	54.137	145.2	56.549	2:21.442	87.32	1.555	11:48:08.761

Weather / Track : Sunny / Dry

Circuit of the Americas

Circuit Length = 3.4308 miles

Start: 11:05 Flag 11:50 End: 11:52

Grand Prix of Texas

GTS

PRACTICE 1 - Friday September 1st 2017 - SECTOR ANALYSIS

SECTOR 1 = FL to I1, SECTOR 2 = I1 to I2, SECTOR 3 = I2 to FL, DIFF = Difference To Personal Best Lap, P = Crossed Finish Line in Pit Lane, D = Time Disallowed

13 - 30.845 54.906 144.9 57.070 2:22.821 86.47 2.934 11:50:31.582

P5 99 Pro Jeff COURTNEY		Maserati GT4 - JCR Motorsports						
IDEAL LAP TIME : 2:19.507		BEST LAP TIME : 2:19.915		DIFFERENCE : 0.408				
LAP	SECTOR 1	SECTOR 2	SECTOR 3	LAP TIME	MPH	DIFF	TIME OF DAY	
1 -	OUTLAP	58.832	135.0	57.057			11:08:32.273	
2 -	30.640	53.904	140.3	56.426	2:20.970	87.61	1.055	11:10:53.243
3 -	30.376	53.331	141.2	56.216	2:19.923 (2)	88.26	0.008	11:13:13.166
4 -	30.152	53.894	138.6	56.220	2:20.266	88.05	0.351	11:15:33.432
5 -	30.303	53.292	140.6	IN PIT	2:25.606 P	84.82	5.691	11:17:59.038
6 -	OUTLAP	54.319	141.2	56.122	5:18.544	38.77	2:58.629	11:23:17.582
7 -	30.668	53.426	141.5	56.100	2:20.194	88.09	0.279	11:25:37.776
8 -	OUTLAP	55.845	139.8	56.827	16:19.408	12.61	13:59.493	11:41:57.184
9 -	30.614	53.255	141.8	56.144	2:20.013 (3)	88.21	0.098	11:44:17.197
10 -	30.381	54.216	144.9	56.984	2:21.581	87.23	1.666	11:46:38.778
11 -	30.307	53.363	143.3	56.245	2:19.915 (1)	88.27		11:48:58.693
12 -	30.215	54.266	138.9	IN PIT	2:27.130 P	83.94	7.215	11:51:25.823

P6 3 Pro Rodrigo BAPTISTA		Porsche Cayman GT4 Clubsport MR - Flying Lizard Motorsports						
IDEAL LAP TIME : 2:19.763		BEST LAP TIME : 2:20.010		DIFFERENCE : 0.247				
LAP	SECTOR 1	SECTOR 2	SECTOR 3	LAP TIME	MPH	DIFF	TIME OF DAY	
1 -	OUTLAP	55.444	128.0	57.055			11:07:26.113	
2 -	30.320	55.259	135.0	56.327	2:21.906 (3)	87.03	1.896	11:09:48.019
3 -	30.188	53.598	146.8	56.224	2:20.010 (1)	88.21		11:12:08.029
4 -	30.216	56.789	91.6	58.141	2:25.146	85.09	5.136	11:14:33.175
5 -	30.033	53.723	146.8	56.953	2:20.709 (2)	87.77	0.699	11:16:53.884
6 -	30.833	53.737	141.5	IN PIT	2:24.265 P	85.61	4.255	11:19:18.149
7 -	OUTLAP	53.806	144.3	56.434	4:40.279 D	44.06	2:20.269	11:23:58.428
8 -	30.133	53.807	146.2	56.132	2:20.072 D	88.17	0.062	11:26:18.500
9 -	OUTLAP	53.996	144.9	56.306	15:02.831	13.68	12:42.821	11:41:21.331
10 -	30.500	54.492	140.9	57.442	2:22.434 D	86.71	2.424	11:43:43.765
11 -	30.452	58.905	95.5	58.394	2:27.751 D	83.59	7.741	11:46:11.516
12 -	30.260	54.503	146.5	56.907	2:21.670 D	87.18	1.660	11:48:33.186
13 -	30.397	59.052	92.6	1:06.103	2:35.552	79.40	15.542	11:51:08.738

P7 69 Pro Harry GOTTSACKER		Ginetta G55 - Performance Motorsports Group						
IDEAL LAP TIME : 2:18.887		BEST LAP TIME : 2:20.039		DIFFERENCE : 1.152				
LAP	SECTOR 1	SECTOR 2	SECTOR 3	LAP TIME	MPH	DIFF	TIME OF DAY	
1 -	OUTLAP	58.317	107.0	58.976			11:07:41.175	
2 -	31.102	54.980	132.6	56.960	2:23.042	86.34	3.003	11:10:04.217
3 -	30.828	54.214	138.0	55.898	2:20.940 D	87.63	0.901	11:12:25.157
4 -	30.491	54.072	138.9	55.931	2:20.494 D	87.91	0.455	11:14:45.651
5 -	30.383	54.095	139.5	IN PIT	2:25.247 P	85.03	5.208	11:17:10.898
6 -	OUTLAP	54.535	137.5	55.965	6:14.021	33.02	3:53.982	11:23:24.919
7 -	30.319	54.211	139.2	55.509	2:20.039 (1)	88.19		11:25:44.958
8 -	OUTLAP	1:01.679	138.0	55.765	15:57.557	12.89	13:37.518	11:41:42.515
9 -	30.192	53.846	124.5	56.408	2:20.446 (3)	87.94	0.407	11:44:02.961
10 -	30.199	54.936	138.6	55.494	2:20.629	87.82	0.590	11:46:23.590
11 -	30.410	53.333	141.5	56.302	2:20.045 (2)	88.19	0.006	11:48:43.635
12 -	30.060	53.935	140.6	56.555	2:20.550	87.87	0.511	11:51:04.185

P8 45 Am Bob MICHAELIAN		SIN R1 GT4 - Racers Edge Motorsports					
IDEAL LAP TIME : 2:20.144		BEST LAP TIME : 2:20.144		DIFFERENCE : 0.000			
LAP	SECTOR 1	SECTOR 2	SECTOR 3	LAP TIME	MPH	DIFF	TIME OF DAY
1 -	OUTLAP	1:01.077	143.7	57.559			11:08:06.576

Circuit of the Americas

Circuit Length = 3.4308 miles

Start: 11:05 Flag 11:50 End: 11:52

Weather / Track : Sunny / Dry

Grand Prix of Texas

GTS

PRACTICE 1 - Friday September 1st 2017 - SECTOR ANALYSIS

SECTOR 1 = FL to I1, SECTOR 2 = I1 to I2, SECTOR 3 = I2 to FL, DIFF = Difference To Personal Best Lap, P = Crossed Finish Line in Pit Lane, D = Time Disallowed

2 -	30.753	54.060	144.3	56.552	2:21.365 D	87.36	1.221	11:10:27.941
3 -	30.422	53.972	145.5	56.746	2:21.140 (3)	87.50	0.996	11:12:49.081
4 -	34.015	1:01.307	143.7	58.049	2:33.371	80.52	13.227	11:15:22.452
5 -	30.336	53.933	145.5	56.760	2:21.029 (2)	87.57	0.885	11:17:43.481
6 -	30.191	54.022	140.9	IN PIT	2:30.999 P	81.79	10.855	11:20:14.480
7 -	OUTLAP	55.084	143.7	56.240	4:14.004 D	48.62	1:53.860	11:24:28.484
8 -	OUTLAP	56.001	143.3	IN PIT	19:01.048 P	10.82	16:40.904	11:43:29.532
9 -	OUTLAP	55.074	144.9	56.446	3:04.279	67.02	44.135	11:46:33.811
10 -	30.173	53.844	145.2	56.127	2:20.144 (1)	88.13		11:48:53.955
11 -	32.804	59.284	118.3	IN PIT	2:52.290 P	71.68	32.146	11:51:46.245

P9 10 Pro		Lawson ASCHENBACH			Chevrolet Camaro GT4 - Blackdog Speed Shop			
IDEAL LAP TIME : 2:19.740		BEST LAP TIME : 2:20.244			DIFFERENCE : 0.504			
LAP	SECTOR 1	SECTOR 2		SECTOR 3	LAP TIME	MPH	DIFF	TIME OF DAY
1 -	OUTLAP	58.957	132.3	57.265				11:09:31.579
2 -	30.319	53.399	144.6	57.346	2:21.064	87.55	0.820	11:11:52.643
3 -	30.323	53.332	144.9	56.888	2:20.543 (3)	87.87	0.299	11:14:13.186
4 -	30.543	53.298	144.9	56.403	2:20.244 (1)	88.06		11:16:33.430
5 -	30.401	53.844	144.6	IN PIT	2:23.848 P	85.86	3.604	11:18:57.278
6 -	OUTLAP	53.987	143.0	56.292	22:17.192	9.23	19:56.948	11:41:14.470
7 -	30.247	54.056	144.0	56.195	2:20.498 (2)	87.90	0.254	11:43:34.968
8 -	30.417	53.864	144.9	56.397	2:20.678 D	87.79	0.434	11:45:55.646
9 -	30.430	54.061	144.3	56.482	2:20.973 D	87.61	0.729	11:48:16.619
10 -	30.442	53.833	144.6	56.449	2:20.724	87.76	0.480	11:50:37.343

P10 25 Am		Dakota DICKERSON			KTM Xbow GT4 - ANSA Motorsports			
IDEAL LAP TIME : 2:19.589		BEST LAP TIME : 2:20.428			DIFFERENCE : 0.839			
LAP	SECTOR 1	SECTOR 2		SECTOR 3	LAP TIME	MPH	DIFF	TIME OF DAY
1 -	OUTLAP	57.034	126.1	1:04.165				11:07:39.119
2 -	30.578	55.503	131.5	IN PIT	2:30.166 P	82.24	9.738	11:10:09.285
3 -	OUTLAP	54.154	137.7	55.957	4:14.631	48.50	1:54.203	11:14:23.916
4 -	30.522	53.843	130.3	56.750	2:21.115 (3)	87.52	0.687	11:16:45.031
5 -	30.803	53.622	133.4	56.382	2:20.807 (2)	87.71	0.379	11:19:05.838
6 -	30.581	53.223	138.6	56.624	2:20.428 (1)	87.95		11:21:26.266
7 -	30.987	55.084	131.5	56.146	2:22.217	86.84	1.789	11:23:48.483

P11 2 Am		Jason BELL			SIN R1 GT4 - Racers Edge Motorsports			
IDEAL LAP TIME : 2:20.350		BEST LAP TIME : 2:20.563			DIFFERENCE : 0.213			
LAP	SECTOR 1	SECTOR 2		SECTOR 3	LAP TIME	MPH	DIFF	TIME OF DAY
1 -	OUTLAP	58.134	137.2	59.194				11:07:49.114
2 -	30.976	54.524	144.6	57.536	2:23.036	86.34	2.473	11:10:12.150
3 -	30.868	53.973	143.3	57.340	2:22.181	86.86	1.618	11:12:34.331
4 -	30.357	54.635	134.2	57.960	2:22.952	86.39	2.389	11:14:57.283
5 -	30.431	53.764	144.6	56.368	2:20.563 (1)	87.86		11:17:17.846
6 -	30.425	53.988	142.1	56.321	2:20.734 (2)	87.76	0.171	11:19:38.580
7 -	30.993	55.405	139.8	IN PIT	2:31.255 P	81.65	10.692	11:22:09.835
8 -	OUTLAP	55.662	144.6	56.888	19:15.954	10.68	16:55.391	11:41:25.789
9 -	30.380	55.658	113.1	IN PIT	2:28.779 P	83.01	8.216	11:43:54.568
10 -	OUTLAP	59.131	136.9	57.722	2:52.928	71.42	32.365	11:46:47.496
11 -	30.494	54.237	144.3	56.347	2:21.078 D	87.54	0.515	11:49:08.574
12 -	30.265	53.915	142.1	57.831	2:22.011 (3)	86.97	1.448	11:51:30.585

P12 50 Pro		Ian JAMES			Panoz Avezzano GT - Team Panoz Racing			
IDEAL LAP TIME : 2:19.920		BEST LAP TIME : 2:20.757			DIFFERENCE : 0.837			
LAP	SECTOR 1	SECTOR 2		SECTOR 3	LAP TIME	MPH	DIFF	TIME OF DAY

Weather / Track : Sunny / Dry

Circuit of the Americas
Circuit Length = 3.4308 miles
Start: 11:05 Flag 11:50 End: 11:52

Grand Prix of Texas

GTS

PRACTICE 1 - Friday September 1st 2017 - SECTOR ANALYSIS

SECTOR 1 = FL to I1, SECTOR 2 = I1 to I2, SECTOR 3 = I2 to FL, DIFF = Difference To Personal Best Lap, P = Crossed Finish Line in Pit Lane, D = Time Disallowed

1 -	OUTLAP	56.637	126.6	58.600					11:09:21.722
2 -	31.142	54.697	140.9	57.031	2:22.870	86.44	2.113		11:11:44.592
3 -	30.451	54.137	141.5	56.341	2:20.929	87.63	0.172		11:14:05.521
4 -	30.440	53.675	142.1	56.642	2:20.757 (1)	87.74			11:16:26.278
5 -	30.812	54.258	137.2	IN PIT	2:26.655	P	84.21	5.898	11:18:52.933
6 -	OUTLAP	58.855	103.7	1:03.122	5:09.364		39.92	2:48.607	11:24:02.297
7 -	30.770	53.987	143.7	56.101	2:20.858	(2)	87.68	0.101	11:26:23.155
8 -	OUTLAP	54.639	143.3	56.207	15:03.188		13.67	12:42.431	11:41:26.343
9 -	30.303	55.119	144.0	56.132	2:21.554	D	87.25	0.797	11:43:47.897
10 -	30.241	54.419	139.2	56.454	2:21.114		87.52	0.357	11:46:09.011
11 -	30.144	53.734	141.2	57.020	2:20.898	(3)	87.65	0.141	11:48:29.909
12 -	30.464	54.319	141.2	IN PIT	2:27.195	P	83.90	6.438	11:50:57.104

P13 80 Pro		Martin BARKEY		KTM Xbow GT4 - Mantella Autosports					
IDEAL LAP TIME : 2:20.453		BEST LAP TIME : 2:20.953		DIFFERENCE : 0.500					
LAP	SECTOR 1	SECTOR 2	SECTOR 3	LAP TIME	MPH	DIFF	TIME OF DAY		
1 -	OUTLAP	57.460	140.1	59.293				11:07:45.232	
2 -	30.727	55.312	138.9	58.396	2:24.435	85.51	3.482	11:10:09.667	
3 -	30.729	54.767	141.5	56.953	2:22.449	86.70	1.496	11:12:32.116	
4 -	30.951	55.788	139.2	56.915	2:23.654	85.97	2.701	11:14:55.770	
5 -	30.590	54.155	140.3	56.208	2:20.953 (1)	87.62		11:17:16.723	
6 -	30.827	54.042	139.8	56.329	2:21.198	(3)	87.47	0.245	11:19:37.921
7 -	30.660	53.737	139.5	56.620	2:21.017	(2)	87.58	0.064	11:21:58.938
8 -	30.872	54.230	139.8	56.624	2:21.726		87.14	0.773	11:24:20.664
9 -	OUTLAP	55.493	140.3	56.545	16:58.701		12.12	14:37.748	11:41:19.365
10 -	30.508	54.400	141.5	56.438	2:21.346		87.38	0.393	11:43:40.711
11 -	30.771	54.514	140.3	56.568	2:21.853		87.06	0.900	11:46:02.564
12 -	32.104	1:04.714	129.5	58.061	2:34.879		79.74	13.926	11:48:37.443
13 -	30.627	54.599	135.2	IN PIT	2:27.508	P	83.73	6.555	11:51:04.951

P14 64 Am		Brett MEREDITH		Porsche Cayman GT4 Clubsport MR - GMG Racing					
IDEAL LAP TIME : 2:21.398		BEST LAP TIME : 2:21.567		DIFFERENCE : 0.169					
LAP	SECTOR 1	SECTOR 2	SECTOR 3	LAP TIME	MPH	DIFF	TIME OF DAY		
1 -	OUTLAP	57.128	136.3	57.556				11:08:49.816	
2 -	30.777	54.810	146.5	56.302	2:21.889	(2)	87.04	0.322	11:11:11.705
3 -	30.793	54.498	146.2	56.276	2:21.567 (1)	87.24		11:13:33.272	
4 -	31.412	55.647	146.2	IN PIT	2:30.302	P	82.17	8.735	11:16:03.574
5 -	OUTLAP	54.980	146.5	57.488	6:50.792		30.06	4:29.225	11:22:54.366
6 -	31.126	54.673	146.5	56.825	2:22.624	(3)	86.59	1.057	11:25:16.990
7 -	OUTLAP	54.963	147.8	59.192	16:13.627		12.68	13:52.060	11:41:30.617
8 -	30.672	55.506	146.8	56.906	2:23.084		86.31	1.517	11:43:53.701
9 -	30.624	54.810	144.3	57.457	2:22.891		86.43	1.324	11:46:16.592
10 -	30.816	55.388	145.5	57.272	2:23.476		86.08	1.909	11:48:40.068
11 -	30.894	55.071	146.2	57.757	2:23.722		85.93	2.155	11:51:03.790

P15 04 Am		George KURTZ		McLaren 570S GT4 - GMG Racing					
IDEAL LAP TIME : 2:21.125		BEST LAP TIME : 2:21.683		DIFFERENCE : 0.558					
LAP	SECTOR 1	SECTOR 2	SECTOR 3	LAP TIME	MPH	DIFF	TIME OF DAY		
1 -	OUTLAP	57.979	121.1	IN PIT			P		11:07:53.969
2 -	OUTLAP	55.488	145.8	58.215	3:42.451		55.52	1:20.768	11:11:36.420
3 -	30.870	54.177	145.8	57.118	2:22.165	(2)	86.87	0.482	11:13:58.585
4 -	30.779	54.326	146.5	57.239	2:22.344	(3)	86.76	0.661	11:16:20.929
5 -	30.605	55.423	136.3	IN PIT	2:26.867	P	84.09	5.184	11:18:47.796
6 -	OUTLAP	54.060	144.3	1:00.820	3:48.097		54.14	1:26.414	11:22:35.893
7 -	30.375	53.964	149.7	57.344	2:21.683 (1)	87.17			11:24:57.576
8 -	OUTLAP	59.618	137.5	58.858	16:27.758		12.50	14:06.075	11:41:25.334

Weather / Track : Sunny / Dry

Circuit of the Americas

Circuit Length = 3.4308 miles

Start: 11:05 Flag 11:50 End: 11:52

Grand Prix of Texas

GTS

PRACTICE 1 - Friday September 1st 2017 - SECTOR ANALYSIS

SECTOR 1 = FL to I1, SECTOR 2 = I1 to I2, SECTOR 3 = I2 to FL, DIFF = Difference To Personal Best Lap, P = Crossed Finish Line in Pit Lane, D = Time Disallowed

9 -	30.541	53.874	151.1	56.876	2:21.291 D	87.41		11:43:46.625
10 -	30.606	54.347	151.4	57.687	2:22.640	86.58	0.957	11:46:09.265
11 -	31.425	54.252	151.4	57.331	2:23.008	86.36	1.325	11:48:32.273
12 -	30.879	53.988	152.5	IN PIT	2:29.177 P	82.79	7.494	11:51:01.450

P16 7 Am Carter YEUNG		Porsche Cayman GT4 Clubsport MR - GMG Racing						
IDEAL LAP TIME : 2:21.323		BEST LAP TIME : 2:21.806		DIFFERENCE : 0.483				
LAP	SECTOR 1	SECTOR 2	SECTOR 3	LAP TIME	MPH	DIFF	TIME OF DAY	
1 -	OUTLAP	58.746	120.9	1:00.089			11:07:43.659	
2 -	31.853	54.997	136.1	57.777	2:24.627	85.39	2.821	11:10:08.286
3 -	30.897	55.251	146.2	57.266	2:23.444 D	86.12	1.608	11:12:31.700
4 -	30.964	56.178	132.8	IN PIT	2:30.259 P	82.19	8.453	11:15:01.959
5 -	OUTLAP	58.267	134.4	58.774	7:20.635	28.02	4:58.829	11:22:22.594
6 -	30.816	54.231	145.2	56.765	2:21.812 (2)	87.09	0.006	11:24:44.406
7 -	OUTLAP	55.735	144.0	56.724	16:33.717	12.42	14:11.911	11:41:18.123
8 -	30.432	54.714	146.2	56.660	2:21.806 (1)	87.09		11:43:39.929
9 -	30.689	54.507	145.5	56.869	2:22.065 (3)	86.93	0.259	11:46:01.994
10 -	30.689	55.706	145.5	57.428	2:23.823 D	85.87	2.017	11:48:25.817
11 -	30.871	55.143	144.9	IN PIT	2:29.547 P	82.58	7.741	11:50:55.364

P17 22 Am Cody ELLSWORTH		Porsche Cayman GT4 Clubsport MR - CRP Racing						
IDEAL LAP TIME : 2:21.400		BEST LAP TIME : 2:21.919		DIFFERENCE : 0.519				
LAP	SECTOR 1	SECTOR 2	SECTOR 3	LAP TIME	MPH	DIFF	TIME OF DAY	
1 -			IN PIT			P	11:10:14.888	
2 -	OUTLAP	58.002	129.8	1:00.350	3:00.053	68.59	38.134	11:13:14.941
3 -	30.989	53.896	146.5	57.034	2:21.919 (1)	87.02		11:15:36.860
4 -	30.586	54.109	146.8	57.056	2:21.754 D	87.13		11:17:58.611
5 -	30.507	53.950	144.9	58.039	2:22.496 D	86.67	0.577	11:20:21.107
6 -	30.944	55.044	143.7	IN PIT	2:28.431 P	83.20	6.512	11:22:49.538
7 -	OUTLAP	56.503	133.9	57.399	18:56.321	10.86	16:34.402	11:41:45.859
8 -	30.886	55.119	145.5	56.997	2:23.002 (2)	86.36	1.083	11:44:08.861
9 -	30.783	54.476	145.2	57.313	2:22.572 D	86.62	0.653	11:46:31.433
10 -	30.850	56.516	145.8	IN PIT	2:31.950 P	81.28	10.031	11:49:03.383

P18 017 Am Adam MERZON		Porsche Cayman GT4 Clubsport MR - Case-it Racing						
IDEAL LAP TIME : 2:21.980		BEST LAP TIME : 2:21.980		DIFFERENCE : 0.000				
LAP	SECTOR 1	SECTOR 2	SECTOR 3	LAP TIME	MPH	DIFF	TIME OF DAY	
1 -	OUTLAP	58.596	141.2	58.126			11:08:33.952	
2 -	30.966	54.752	146.2	57.019	2:22.737 D	86.52	0.757	11:10:56.689
3 -	30.562	54.658	145.2	56.760	2:21.980 (1)	86.99		11:13:18.669
4 -	30.805	54.679	145.5	56.957	2:22.444 D	86.70	0.461	11:15:41.110
5 -	30.994	55.067	144.6	57.365	2:23.426 (3)	86.11	1.446	11:18:04.536
6 -	30.955	55.695	144.0	57.492	2:24.142	85.68	2.162	11:20:28.678
7 -	31.006	55.377	144.3	58.133	2:24.516	85.46	2.536	11:22:53.194
8 -	34.191	57.911	139.2	IN PIT	2:41.462 P	76.49	19.482	11:25:34.656
9 -	OUTLAP	56.626	131.5	59.536	16:17.250	12.63	13:55.270	11:41:51.906
10 -	30.606	55.323	146.2	57.333	2:23.262 (2)	86.21	1.282	11:44:15.168
11 -	31.122	55.452	143.0	58.496	2:25.070	85.13	3.090	11:46:40.238
12 -	30.689	55.193	144.6	58.221	2:24.103	85.70	2.123	11:49:04.341
13 -	30.791	55.559	144.6	57.981	2:24.331	85.57	2.351	11:51:28.672

P19 47 Am Keith JENSEN		Porsche Cayman GT4 Clubsport MR - NOLAsport						
IDEAL LAP TIME : 2:21.312		BEST LAP TIME : 2:22.036		DIFFERENCE : 0.724				
LAP	SECTOR 1	SECTOR 2	SECTOR 3	LAP TIME	MPH	DIFF	TIME OF DAY	
1 -	OUTLAP	56.145	143.3	57.639			11:07:59.475	

Weather / Track : Sunny / Dry

Circuit of the Americas
 Circuit Length = 3.4308 miles
 Start: 11:05 Flag 11:50 End: 11:52

Grand Prix of Texas

GTS

PRACTICE 1 - Friday September 1st 2017 - SECTOR ANALYSIS

SECTOR 1 = FL to I1, SECTOR 2 = I1 to I2, SECTOR 3 = I2 to FL, DIFF = Difference To Personal Best Lap, P = Crossed Finish Line in Pit Lane, D = Time Disallowed

2 -	30.681	54.564	146.8	56.938	2:22.183 (3)	86.86	0.147	11:10:21.658
3 -	31.084	54.880	145.8	58.048	2:24.012	85.76	1.976	11:12:45.670
4 -	30.703	54.576	146.2	57.162	2:22.441	86.70	0.405	11:15:08.111
5 -	30.543	54.622	146.5	57.146	2:22.311	86.78	0.275	11:17:30.422
6 -	30.779	54.337	145.5	1:05.772	2:30.888	81.85	8.852	11:20:01.310
7 -	30.776	54.342	145.8	57.641	2:22.759	86.51	0.723	11:22:24.069
8 -	30.622	54.532	145.8	56.882	2:22.036 (1)	86.95		11:24:46.105
9 -	OUTLAP	55.480	147.1	56.630	16:34.736	12.41	14:12.700	11:41:20.841
10 -	30.681	54.822	145.5	57.078	2:22.581	86.62	0.545	11:43:43.422
11 -	30.538	54.399	145.8	57.154	2:22.091 (2)	86.92	0.055	11:46:05.513
12 -	30.601	55.392	145.5	57.522	2:23.515	86.06	1.479	11:48:29.028
13 -	30.960	56.071	146.5	IN PIT	2:30.298 P	82.17	8.262	11:50:59.326

P20 11 Am Tony GAPLES

Chevrolet Camaro GT4 - Blackdog Speed Shop

IDEAL LAP TIME : 2:21.919 BEST LAP TIME : 2:22.113

DIFFERENCE : 0.194

LAP	SECTOR 1	SECTOR 2	SECTOR 3	LAP TIME	MPH	DIFF	TIME OF DAY	
1 -	OUTLAP	57.333	144.3	57.865			11:07:51.551	
2 -	30.663	54.534	146.5	56.916	2:22.113 (1)	86.90	11:10:13.664	
3 -	30.470	54.582	146.5	57.142	2:22.194 (2)	86.85	0.081	11:12:35.858
4 -	30.788	55.278	146.5	58.032	2:24.098	85.71	1.985	11:14:59.956
5 -	30.905	55.135	144.0	58.009	2:24.049	85.74	1.936	11:17:24.005
6 -	30.469	55.188	144.9	57.321	2:22.978 (3)	86.38	0.865	11:19:46.983
7 -	30.611	55.030	145.2	57.571	2:23.212	86.24	1.099	11:22:10.195
8 -	30.734	55.039	145.5	57.433	2:23.206	86.24	1.093	11:24:33.401
9 -	OUTLAP	55.684	142.4	IN PIT	17:00.070 P	12.10	14:37.957	11:41:33.471
10 -	OUTLAP	55.820	144.6	57.736	5:47.288	35.56	3:25.175	11:47:20.759
11 -	30.542	54.918	145.8	57.945	2:23.405	86.12	1.292	11:49:44.164
12 -	31.019	55.130	145.2	57.682	2:23.831	85.87	1.718	11:52:07.995

P21 24 Am Frank GANNETT

Ginetta G55 - Ian Lacy Racing

IDEAL LAP TIME : 2:23.271 BEST LAP TIME : 2:23.473

DIFFERENCE : 0.202

LAP	SECTOR 1	SECTOR 2	SECTOR 3	LAP TIME	MPH	DIFF	TIME OF DAY	
1 -	OUTLAP	59.525	123.3	1:01.200			11:07:55.888	
2 -	32.538	56.261	117.5	59.271	2:28.070	83.41	4.597	11:10:23.958
3 -	31.672	55.118	138.3	57.596	2:24.386 (3)	85.54	0.913	11:12:48.344
4 -	31.446	56.251	138.9	57.791	2:25.488	84.89	2.015	11:15:13.832
5 -	31.662	55.078	141.5	58.381	2:25.121	85.10	1.648	11:17:38.953
6 -	31.758	55.010	131.0	1:00.495	2:27.263	83.86	3.790	11:20:06.216
7 -	31.422	55.086	141.2	57.883	2:24.391	85.53	0.918	11:22:30.607
8 -	31.354	55.227	141.2	57.716	2:24.297 (2)	85.59	0.824	11:24:54.904
9 -	OUTLAP	56.367	127.5	58.380	17:40.146	11.65	15:16.673	11:42:35.050
10 -	31.876	54.781	138.3	57.698	2:24.355 D	85.55	0.882	11:44:59.405
11 -	31.550	54.432	135.8	57.491	2:23.473 (1)	86.08		11:47:22.878
12 -	31.419	54.513	138.9	IN PIT	2:29.476 P	82.62	6.003	11:49:52.354

P22 9 Am Bill ZIEGLER

KTM Xbow GT4 - ANSA Motorsports

IDEAL LAP TIME : 2:23.164 BEST LAP TIME : 2:23.727

DIFFERENCE : 0.563

LAP	SECTOR 1	SECTOR 2	SECTOR 3	LAP TIME	MPH	DIFF	TIME OF DAY	
1 -	OUTLAP	59.797	120.4	1:00.110			11:07:43.337	
2 -	31.596	55.585	132.1	59.794	2:26.975	84.03	3.248	11:10:10.312
3 -	31.186	54.844	140.1	57.656	2:23.686 D	85.95		11:12:33.998
4 -	32.058	54.996	142.1	58.191	2:25.245 (3)	85.03	1.518	11:14:59.243
5 -	30.999	55.570	122.9	59.467	2:26.036	84.57	2.309	11:17:25.279
6 -	31.134	55.631	141.5	IN PIT	2:30.464 P	82.08	6.737	11:19:55.743
7 -	OUTLAP	55.576	135.2	57.824	4:36.395	44.68	2:12.668	11:24:32.138
8 -	OUTLAP	1:03.306	125.2	59.524	17:16.372	11.91	14:52.645	11:41:48.510

Circuit of the Americas

Circuit Length = 3.4308 miles

Start: 11:05 Flag 11:50 End: 11:52

Weather / Track : Sunny / Dry

Grand Prix of Texas

GTS

PRACTICE 1 - Friday September 1st 2017 - SECTOR ANALYSIS

SECTOR 1 = FL to I1, SECTOR 2 = I1 to I2, SECTOR 3 = I2 to FL, DIFF = Difference To Personal Best Lap, P = Crossed Finish Line in Pit Lane, D = Time Disallowed

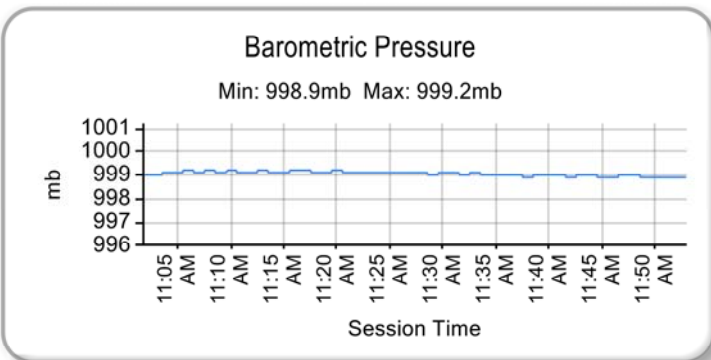
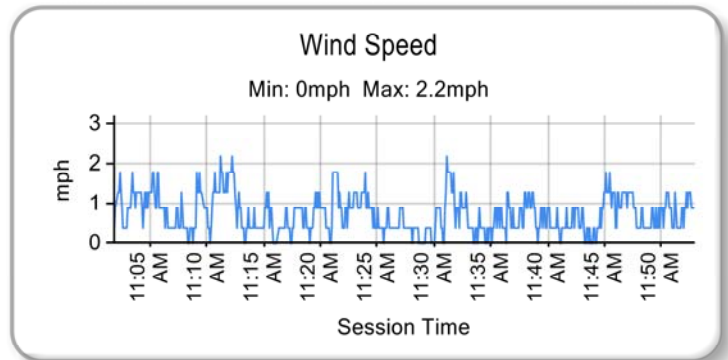
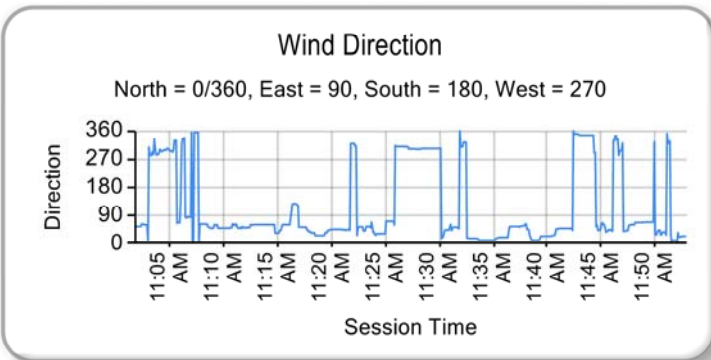
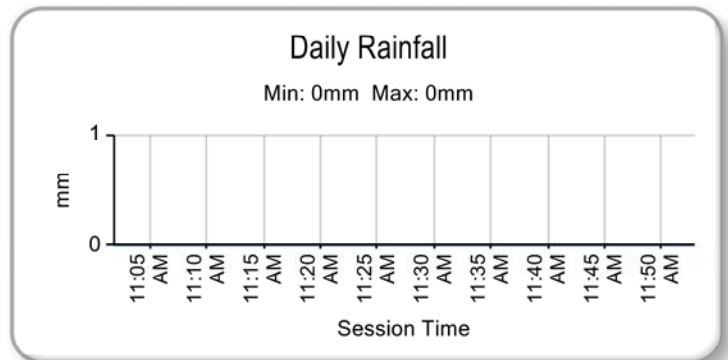
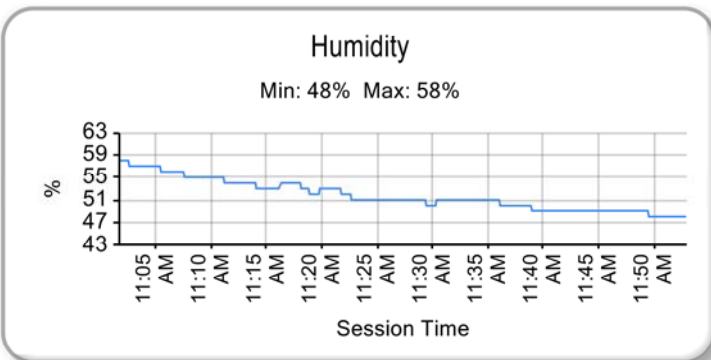
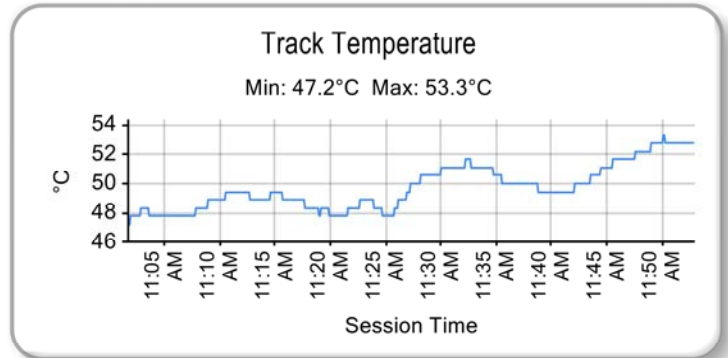
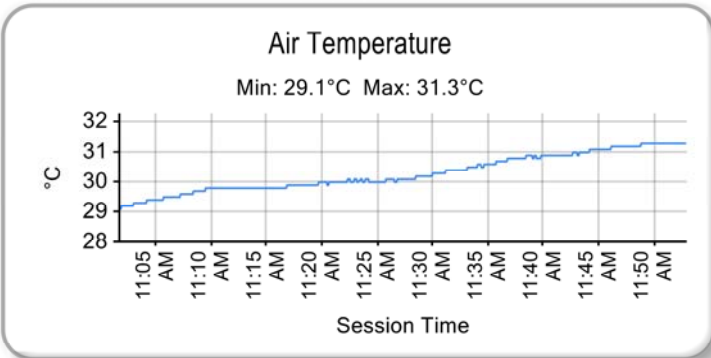
9 -	31.690	55.963	138.0	58.359	2:26.012	84.58	2.285	11:44:14.522
10 -	33.994	55.505	139.2	58.145	2:27.644	83.65	3.917	11:46:42.166
11 -	31.435	55.055	141.5	57.481	2:23.971 (2)	85.78	0.244	11:49:06.137
12 -	31.113	55.293	141.8	57.321	2:23.727 (1)	85.93		11:51:29.864

P23 62 Am		Mark KLENIN			McLaren 570S GT4 - KPR			
IDEAL LAP TIME : 2:25.046		BEST LAP TIME : 2:25.558			DIFFERENCE : 0.512			
LAP	SECTOR 1	SECTOR 2		SECTOR 3	LAP TIME	MPH	DIFF	TIME OF DAY
1 -	OUTLAP	57.262	129.5	59.404				11:08:36.109
2 -	32.648	56.171	146.8	59.293	2:28.112	83.38	2.554	11:11:04.221
3 -	31.677	55.073	145.8	58.808	2:25.558 (1)	84.85		11:13:29.779
4 -	31.438	55.325	146.5	IN PIT	2:31.959 P	81.27	6.401	11:16:01.738
5 -	OUTLAP	59.198	129.8	1:01.252	4:19.247	47.64	1:53.689	11:20:20.985
6 -	32.190	57.596	137.7	IN PIT	2:35.854 P	79.24	10.296	11:22:56.839
7 -	OUTLAP	56.631	141.8	58.845	19:04.893	10.78	16:39.335	11:42:01.732
8 -	31.365	55.840	141.8	59.131	2:26.336 D	84.40	0.778	11:44:28.068
9 -	31.820	56.637	138.9	59.202	2:27.659 (3)	83.64	2.101	11:46:55.727
10 -	33.263	56.799	140.6	1:00.211	2:30.273	82.18	4.715	11:49:26.000
11 -	31.457	55.539	139.5	58.608	2:25.604 (2)	84.82	0.046	11:51:51.604

Grand Prix of Texas

GTS

PRACTICE 1 - Friday September 1st 2017 - WEATHER CONDITIONS



Weather / Track : Sunny / Dry

Results can be found at www.tsl-timing.com

Circuit of the Americas
Circuit Length = 3.4308 miles
Start: 11:05 Flag 11:50 End: 11:52

Printed - 11:57 Friday, September 1, 2017

Grand Prix of Texas

GTS

PRACTICE 2 - Friday September 1st 2017 - CLASSIFICATION



POS	NO	CL	PIC NAME	ENTRY	TIME	ON	LAPS	GAP	DIFF	MPH
1	3	Pro	1 Rodrigo BAPTISTA	Porsche Cayman GT4 Clubsport MR - Flying Lizard Motor	2:19.435	11	16			88.57
2	46	Pro	2 Scott DOLLAHITE	Lotus Evora - SDR Motorsports	2:19.552	3	7	0.117	0.117	88.50
3	19	Pro	3 Parker CHASE	Ginetta G55 - Performance Motorsports Group	2:19.816	11	15	0.381	0.264	88.33
4	69	Pro	4 Harry GOTTSACKER	Ginetta G55 - Performance Motorsports Group	2:20.057	3	13	0.622	0.241	88.18
5	2	Am	1 Jason BELL	SIN R1 GT4 - Racers Edge Motorsports	2:20.172	5	10	0.737	0.115	88.11
6	14	Pro	5 Nate STACY	Porsche Cayman GT4 Clubsport MR - Flying Lizard Motor	2:20.214	8	17	0.779	0.042	88.08
7	80	Pro	6 Martin BARKEY	KTM Xbow GT4 - Mantella Autosports	2:20.215	3	17	0.780	0.001	88.08
8	99	Pro	7 Jeff COURTNEY	Maserati GT4 - JCR Motorsports	2:20.247	7	16	0.812	0.032	88.06
9	45	Am	2 Bob MICHAELIAN	SIN R1 GT4 - Racers Edge Motorsports	2:20.286	14	15	0.851	0.039	88.04
10	50	Pro	8 Ian JAMES	Panoz Avezzano GT - Team Panoz Racing	2:20.395	9	12	0.960	0.109	87.97
11	25	Am	3 Dakota DICKERSON	KTM Xbow GT4 - ANSA Motorsports	2:20.462	3	15	1.027	0.067	87.93
12	47	Am	4 Keith JENSEN	Porsche Cayman GT4 Clubsport MR - NOLA Sport	2:20.603	2	16	1.168	0.141	87.84
13	12	Pro	9 Drew STAVELEY	Ginetta G55 - Ian Lacy Racing	2:21.095	6	15	1.660	0.492	87.53
14	11	Am	5 Tony GAPLES	Chevrolet Camaro GT4 - Blackdog Speed Shop	2:21.310	3	15	1.875	0.215	87.40
15	04	Am	6 George KURTZ	McLaren 570S GT4 - GMG Racing	2:21.446	12	16	2.011	0.136	87.31
16	24	Am	7 Frank GANNETT	Ginetta G55 - Ian Lacy Racing	2:21.449	6	17	2.014	0.003	87.31
17	62	Am	8 Mark KLENIN	McLaren 570S GT4 - KPR	2:21.637	2	15	2.202	0.188	87.20
18	10	Pro	10 Lawson ASCHENBACH	Chevrolet Camaro GT4 - Blackdog Speed Shop	2:21.676	8	14	2.241	0.039	87.17
19	7	Am	9 Carter YEUNG	Porsche Cayman GT4 Clubsport MR - GMG Racing	2:23.454	7	9	4.019	1.778	86.09
20	64	Am	10 Brett MEREDITH	Porsche Cayman GT4 Clubsport MR - GMG Racing	2:23.839	12	16	4.404	0.385	85.86
21	017	Am	11 Adam MERZON	Porsche Cayman GT4 Clubsport MR - Case-it Racing	2:24.662	7	16	5.227	0.823	85.37
22	9	Am	12 Bill ZIEGLER	KTM Xbow GT4 - ANSA Motorsports	2:24.810	11	13	5.375	0.148	85.29
23	22	Am	13 Cody ELLSWORTH	Porsche Cayman GT4 Clubsport MR - CRP Racing	2:34.537	4	5	15.102	9.727	79.92

Following lap times disallowed for track limit infringements:

- 15:48 - #62 - Turn 15
- 15:49 - #64 - Turn 8
- 15:50 - #22 - Turn 8
- 15:51 - #64 - Turn 8
- 15:52 - #14 - Turn 8
- 16:02 - #62 - Turn 1
- 16:07 - #47 - Turn 20
- 16:11 - #10 - Turn 8
- 16:11 - #04 - Turn 19
- 16:12 - #47 - Turn 19

Circuit of the Americas
 Circuit Length = 3.4308 miles
 Start: 15:30 Flag 16:15 End: 16:19

Weather / Track : Sunny / Dry

These results are provisional until the conclusion of any judicial and technical matters.

Chief Steward :		Chief of Timing
-----------------	--	-----------------

Results can be found at www.tsl-timing.com

Printed - 16:22 Friday, September 1, 2017



Grand Prix of Texas

GTS

PRACTICE 2 - Friday September 1st 2017 - BEST SECTORS

SECTOR 1			SECTOR 2			SECTOR 3			IDEAL / BEST COMPARISON						
POS	NO	NAME	TIME	NO	NAME	TIME	NO	NAME	TIME	POS	NO	NAME	IDEAL	BEST	DIFF
													PERFECT LAP	2:18.911	
1	45	MICHAELIAN	30.080	19	CHASE	53.307	3	BAPTISTA	55.524	1	19	CHASE	2:19.197	2:19.816	0.619
2	2	BELL	30.108	99	COURTNEY	53.438	69	GOTTSACKER	55.570	2	3	BAPTISTA	2:19.263	2:19.435	0.172
3	3	BAPTISTA	30.113	46	DOLLAHITE	53.491	19	CHASE	55.723	3	69	GOTTSACKER	2:19.353	2:20.057	0.704
4	46	DOLLAHITE	30.121	69	GOTTSACKER	53.498	45	MICHAELIAN	55.759	4	46	DOLLAHITE	2:19.552	2:19.552	0.000
5	19	CHASE	30.167	3	BAPTISTA	53.626	14	STACY	55.792	5	2	BELL	2:19.818	2:20.172	0.354
6	50	JAMES	30.183	25	DICKERSON	53.675	2	BELL	55.815	6	99	COURTNEY	2:19.864	2:20.247	0.383
7	99	COURTNEY	30.185	14	STACY	53.724	80	BARKEY	55.873	7	50	JAMES	2:19.906	2:20.395	0.489
8	47	JENSEN	30.236	50	JAMES	53.736	46	DOLLAHITE	55.940	8	80	BARKEY	2:19.916	2:20.215	0.299
9	69	GOTTSACKER	30.285	80	BARKEY	53.755	50	JAMES	55.987	9	14	STACY	2:19.938	2:20.214	0.276
10	80	BARKEY	30.288	12	STAVELEY	53.768	99	COURTNEY	56.241	10	45	MICHAELIAN	2:20.003	2:20.286	0.283
11	62	KLENIN	30.297	62	KLENIN	53.769	25	DICKERSON	56.253	11	25	DICKERSON	2:20.256	2:20.462	0.206
12	04	KURTZ	30.320	04	KURTZ	53.890	12	STAVELEY	56.313	12	12	STAVELEY	2:20.464	2:21.095	0.631
13	25	DICKERSON	30.328	2	BELL	53.895	47	JENSEN	56.324	13	47	JENSEN	2:20.476	2:20.603	0.127
14	11	GAPLES	30.344	47	JENSEN	53.916	24	GANNETT	56.373	14	62	KLENIN	2:20.807	2:21.637	0.830
15	12	STAVELEY	30.383	10	ASCHENBACH	54.086	11	GAPLES	56.439	15	11	GAPLES	2:21.056	2:21.310	0.254
16	14	STACY	30.422	24	GANNETT	54.092	62	KLENIN	56.741	16	24	GANNETT	2:21.206	2:21.449	0.243
17	10	ASCHENBACH	30.523	45	MICHAELIAN	54.164	10	ASCHENBACH	56.902	17	04	KURTZ	2:21.219	2:21.446	0.227
18	7	YEUNG	30.691	11	GAPLES	54.273	04	KURTZ	57.009	18	10	ASCHENBACH	2:21.511	2:21.676	0.165
19	24	GANNETT	30.741	7	YEUNG	54.770	7	YEUNG	57.258	19	7	YEUNG	2:22.719	2:23.454	0.735
20	9	ZIEGLER	30.769	9	ZIEGLER	54.931	64	MEREDITH	57.371	20	64	MEREDITH	2:23.535	2:23.839	0.304
21	64	MEREDITH	30.921	64	MEREDITH	55.243	017	MERZON	57.841	21	9	ZIEGLER	2:23.923	2:24.810	0.887
22	017	MERZON	31.137	017	MERZON	55.437	9	ZIEGLER	58.223	22	017	MERZON	2:24.415	2:24.662	0.247
23	22	ELLSWORTH	32.382	22	ELLSWORTH	56.492	22	ELLSWORTH	1:01.364	23	22	ELLSWORTH	2:30.238	2:34.537	4.299

Weather / Track : Sunny / Dry

Results can be found at www.tsl-timing.com

Circuit of the Americas
 Circuit Length = 3.4308 miles
 Start: 15:30 Flag 16:15 End: 16:19

Printed - 16:21 Friday, September 1, 2017

Grand Prix of Texas

GTS

PRACTICE 2 - Friday September 1st 2017 - BEST SPEEDS

POS	INTERMEDIATE 1			INTERMEDIATE 2			FINISH LINE		
	NO	NAME	MPH	NO	NAME	MPH	NO	NAME	MPH
1				62	KLENIN	150.1			
2				04	KURTZ	149.1			
3				10	ASCHENBACH	147.4			
4				7	YEUNG	147.1			
5				14	STACY	146.8			
6				64	MEREDITH	146.8			
7				2	BELL	146.2			
8				45	MICHAELIAN	146.2			
9				47	JENSEN	146.2			
10				3	BAPTISTA	145.8			
11				99	COURTNEY	145.8			
12				11	GAPLES	145.8			
13				46	DOLLAHITE	144.9			
14				50	JAMES	144.9			
15				017	MERZON	144.9			
16				19	CHASE	142.4			
17				69	GOTTSACKER	142.1			
18				9	ZIEGLER	142.1			
19				24	GANNETT	141.8			
20				80	BARKEY	141.5			
21				22	ELLSWORTH	141.5			
22				12	STAVELEY	141.2			
23				25	DICKERSON	139.8			

Weather / Track : Sunny / Dry

Results can be found at www.tsl-timing.com

Circuit of the Americas
Circuit Length = 3.4308 miles
Start: 15:30 Flag 16:15 End: 16:19

Printed - 16:21 Friday, September 1, 2017

Grand Prix of Texas

GTS

PRACTICE 2 - Friday September 1st 2017 - SECTOR ANALYSIS

SECTOR 1 = FL to I1, SECTOR 2 = I1 to I2, SECTOR 3 = I2 to FL, DIFF = Difference To Personal Best Lap, P = Crossed Finish Line in Pit Lane, D = Time Disallowed

P1		3 Pro		Rodrigo BAPTISTA		Porsche Cayman GT4 Clubsport MR - Flying Lizard Motorsports		
IDEAL LAP TIME : 2:19.263		BEST LAP TIME : 2:19.435		DIFFERENCE : 0.172				
LAP	SECTOR 1	SECTOR 2		SECTOR 3	LAP TIME	MPH	DIFF	TIME OF DAY
1 -	OUTLAP	55.114	139.8	57.212				15:32:25.276
2 -	30.484	55.729	122.9	57.642	2:23.855	85.85	4.420	15:34:49.131
3 -	30.335	54.134	145.8	56.653	2:21.122	87.51	1.687	15:37:10.253
4 -	30.804	54.333	145.5	56.462	2:21.599	87.22	2.164	15:39:31.852
5 -	30.477	54.765	144.9	IN PIT	2:26.678	P 84.20	7.243	15:41:58.530
6 -	OUTLAP	55.068	129.5	57.757	2:46.267	74.28	26.832	15:44:44.797
7 -	30.893	55.023	144.6	56.892	2:22.808	86.48	3.373	15:47:07.605
8 -	30.562	54.546	144.0	IN PIT	2:24.966	P 85.19	5.531	15:49:32.571
9 -	OUTLAP	58.878	117.3	58.311	4:21.998	47.14	2:02.563	15:53:54.569
10 -	30.264	53.995	144.9	55.524	2:19.783	(2) 88.35	0.348	15:56:14.352
11 -	30.113	53.626	145.2	55.696	2:19.435	(1) 88.57		15:58:33.787
12 -	30.249	53.737	145.5	55.936	2:19.922	(3) 88.26	0.487	16:00:53.709
13 -	30.261	53.759	144.9	56.189	2:20.209	88.08	0.774	16:03:13.918
14 -	30.412	53.942	145.5	IN PIT	2:23.091	P 86.31	3.656	16:05:37.009
15 -	OUTLAP	54.438	144.9	56.054	4:38.297	44.38	2:18.862	16:10:15.306
16 -	33.445	54.454	131.5	IN PIT	2:30.007	P 82.33	10.572	16:12:45.313

P2		46 Pro		Scott DOLLAHITE		Lotus Evora - SDR Motorsports		
IDEAL LAP TIME : 2:19.552		BEST LAP TIME : 2:19.552		DIFFERENCE : 0.000				
LAP	SECTOR 1	SECTOR 2		SECTOR 3	LAP TIME	MPH	DIFF	TIME OF DAY
1 -	OUTLAP	55.551	141.2	56.972				15:32:58.065
2 -	30.264	53.585	144.9	56.286	2:20.135	(2) 88.13	0.583	15:35:18.200
3 -	30.121	53.491	144.6	55.940	2:19.552	(1) 88.50		15:37:37.752
4 -	30.258	54.155	144.9	IN PIT	2:25.459	P 84.90	5.907	15:40:03.211
5 -	OUTLAP	1:03.680	107.7	1:10.789	3:51.497	53.35	1:31.945	15:43:54.708
6 -	40.436	54.314	143.3	56.390	2:31.140	(3) 81.71	11.588	15:46:25.848
7 -	30.946	54.236	143.3	IN PIT	2:27.512	P 83.72	7.960	15:48:53.360

P3		19 Pro		Parker CHASE		Ginetta G55 - Performance Motorsports Group		
IDEAL LAP TIME : 2:19.197		BEST LAP TIME : 2:19.816		DIFFERENCE : 0.619				
LAP	SECTOR 1	SECTOR 2		SECTOR 3	LAP TIME	MPH	DIFF	TIME OF DAY
1 -	OUTLAP	1:15.961	95.3	1:01.392				15:33:53.541
2 -	30.167	53.509	139.5	56.861	2:20.537	87.88	0.721	15:36:14.078
3 -	30.618	53.987	140.3	56.170	2:20.775	87.73	0.959	15:38:34.853
4 -	30.269	53.407	139.5	56.573	2:20.249	(3) 88.06	0.433	15:40:55.102
5 -	30.254	53.307	140.6	56.693	2:20.254	88.06	0.438	15:43:15.356
6 -	30.659	54.713	138.6	55.894	2:21.266	87.43	1.450	15:45:36.622
7 -	30.522	54.000	139.8	56.204	2:20.726	87.76	0.910	15:47:57.348
8 -	30.454	53.883	139.2	55.723	2:20.060	(2) 88.18	0.244	15:50:17.408
9 -	30.299	53.772	139.5	IN PIT	2:25.022	P 85.16	5.206	15:52:42.430
10 -	OUTLAP	54.231	141.2	56.105	9:12.654	22.34	6:52.838	16:01:55.084
11 -	30.320	53.717	142.4	55.779	2:19.816	(1) 88.33		16:04:14.900
12 -	30.477	54.234	139.8	55.831	2:20.542	87.88	0.726	16:06:35.442
13 -	30.344	53.837	140.6	IN PIT	2:24.619	P 85.40	4.803	16:09:00.061
14 -	OUTLAP	55.349	138.9	56.917	5:10.577	39.76	2:50.761	16:14:10.638
15 -	30.444	56.570	130.8	IN PIT	2:35.303	P 79.52	15.487	16:16:45.941

P4		69 Pro		Harry GOTTSACKER		Ginetta G55 - Performance Motorsports Group		
IDEAL LAP TIME : 2:19.353		BEST LAP TIME : 2:20.057		DIFFERENCE : 0.704				
LAP	SECTOR 1	SECTOR 2		SECTOR 3	LAP TIME	MPH	DIFF	TIME OF DAY
1 -	OUTLAP	59.919	137.5	56.048				15:32:40.331
2 -	30.488	53.840	140.3	56.011	2:20.339	(3) 88.00	0.282	15:35:00.670

Circuit of the Americas
 Circuit Length = 3.4308 miles
 Start: 15:30 Flag 16:15 End: 16:19

Weather / Track : Sunny / Dry

Grand Prix of Texas

GTS

PRACTICE 2 - Friday September 1st 2017 - SECTOR ANALYSIS

SECTOR 1 = FL to I1, SECTOR 2 = I1 to I2, SECTOR 3 = I2 to FL, DIFF = Difference To Personal Best Lap, P = Crossed Finish Line in Pit Lane, D = Time Disallowed

3 -	30.285	53.498	140.9	56.274	2:20.057 (1)	88.18			15:37:20.727
4 -	30.842	1:00.688	110.7	57.899	2:29.429	82.65	9.372		15:39:50.156
5 -	30.416	53.776	140.1	55.909	2:20.101 (2)	88.15	0.044		15:42:10.257
6 -	30.606	54.531	140.1	55.892	2:21.029	87.57	0.972		15:44:31.286
7 -	30.898	53.880	139.5	55.630	2:20.408	87.96	0.351		15:46:51.694
8 -	30.521	53.976	140.1	56.369	2:20.866	87.67	0.809		15:49:12.560
9 -	30.584	54.319	138.9	IN PIT	2:26.063 P	84.55	6.006		15:51:38.623
10 -	OUTLAP	55.582	139.5	55.597	10:14.807	20.08	7:54.750		16:01:53.430
11 -	31.297	54.107	139.8	55.570	2:20.974	87.61	0.917		16:04:14.404
12 -	31.727	54.059	141.8	55.687	2:21.473	87.30	1.416		16:06:35.877
13 -	30.436	54.047	142.1	IN PIT	2:25.109 P	85.11	5.052		16:09:00.986

P5 2 Am Jason BELL		SIN R1 GT4 - Racers Edge Motorsports							
IDEAL LAP TIME : 2:19.818		BEST LAP TIME : 2:20.172		DIFFERENCE : 0.354					
LAP	SECTOR 1	SECTOR 2	SECTOR 3	LAP TIME	MPH	DIFF	TIME OF DAY		
1 -	OUTLAP	55.567	146.2	58.545				15:32:32.012	
2 -	30.991	54.224	145.8	56.305	2:21.520	87.27	1.348	15:34:53.532	
3 -	30.700	54.519	146.2	56.180	2:21.399	87.34	1.227	15:37:14.931	
4 -	30.379	53.895	145.2	56.094	2:20.368 (3)	87.98	0.196	15:39:35.299	
5 -	30.387	53.970	145.8	55.815	2:20.172 (1)	88.11		15:41:55.471	
6 -	30.307	56.587	117.1	IN PIT	2:33.244 P	80.59	13.072	15:44:28.715	
7 -	OUTLAP	55.121	144.3	56.224	7:18.729	28.15	4:58.557	15:51:47.444	
8 -	30.108	54.052	144.6	56.025	2:20.185 (2)	88.10	0.013	15:54:07.629	
9 -	30.275	54.971	144.6	56.244	2:21.490	87.29	1.318	15:56:29.119	
10 -	30.337	1:01.644	125.6	IN PIT	2:39.730 P	77.32	19.558	15:59:08.849	

P6 14 Pro Nate STACY		Porsche Cayman GT4 Clubsport MR - Flying Lizard Motorsports							
IDEAL LAP TIME : 2:19.938		BEST LAP TIME : 2:20.214		DIFFERENCE : 0.276					
LAP	SECTOR 1	SECTOR 2	SECTOR 3	LAP TIME	MPH	DIFF	TIME OF DAY		
1 -	OUTLAP	54.967	144.9	57.192				15:32:24.542	
2 -	30.820	54.616	144.3	56.321	2:21.757	87.12	1.543	15:34:46.299	
3 -	30.602	54.079	144.9	56.564	2:21.245	87.44	1.031	15:37:07.544	
4 -	30.941	54.715	144.3	57.169	2:22.825	86.47	2.611	15:39:30.369	
5 -	31.013	54.559	142.4	57.102	2:22.674	86.56	2.460	15:41:53.043	
6 -	31.028	54.916	143.0	IN PIT	2:27.322 P	83.83	7.108	15:44:20.365	
7 -	OUTLAP	59.089	110.7	58.894	5:13.897	39.34	2:53.683	15:49:34.262	
8 -	30.653	53.769	143.3	55.792	2:20.214 (1)	88.08		15:51:54.476	
9 -	30.479	53.724	144.6	55.908	2:20.444 D	88.15		15:54:14.587	
10 -	30.439	53.894	144.9	56.224	2:20.557 (2)	87.87	0.343	15:56:35.144	
11 -	30.633	54.547	144.0	56.484	2:21.664	87.18	1.450	15:58:56.808	
12 -	30.818	55.865	144.6	IN PIT	2:28.409 P	83.22	8.195	16:01:25.217	
13 -	OUTLAP	54.157	144.6	56.332	4:30.356	45.68	2:10.142	16:05:55.573	
14 -	30.512	54.689	115.3	57.748	2:22.949	86.40	2.735	16:08:18.522	
15 -	30.499	54.299	146.8	57.568	2:22.366	86.75	2.152	16:10:40.888	
16 -	31.124	54.734	144.6	56.572	2:22.430	86.71	2.216	16:13:03.318	
17 -	30.422	54.242	144.9	56.418	2:21.082 (3)	87.54	0.868	16:15:24.400	

P7 80 Pro Martin BARKEY		KTM Xbow GT4 - Mantella Autosports							
IDEAL LAP TIME : 2:19.916		BEST LAP TIME : 2:20.215		DIFFERENCE : 0.299					
LAP	SECTOR 1	SECTOR 2	SECTOR 3	LAP TIME	MPH	DIFF	TIME OF DAY		
1 -	OUTLAP	59.942	139.2	58.375				15:32:44.722	
2 -	30.288	53.868	141.5	56.203	2:20.359 (2)	87.99	0.144	15:35:05.081	
3 -	30.494	53.848	140.3	55.873	2:20.215 (1)	88.08		15:37:25.296	
4 -	30.705	54.699	139.2	56.326	2:21.730	87.14	1.515	15:39:47.026	
5 -	30.671	54.039	139.2	56.414	2:21.124	87.51	0.909	15:42:08.150	
6 -	30.842	55.144	138.9	56.714	2:22.700	86.55	2.485	15:44:30.850	

Weather / Track : Sunny / Dry

Circuit of the Americas

Circuit Length = 3.4308 miles

Start: 15:30 Flag 16:15 End: 16:19

Grand Prix of Texas

GTS

PRACTICE 2 - Friday September 1st 2017 - SECTOR ANALYSIS

SECTOR 1 = FL to I1, SECTOR 2 = I1 to I2, SECTOR 3 = I2 to FL, DIFF = Difference To Personal Best Lap, P = Crossed Finish Line in Pit Lane, D = Time Disallowed

7 -	33.050	54.222	140.1	56.932	2:24.204	85.64	3.989	15:46:55.054
8 -	30.671	54.325	139.2	IN PIT	2:25.908	P 84.64	5.693	15:49:20.962
9 -	OUTLAP	58.508	130.5	56.267	4:19.254	47.64	1:59.039	15:53:40.216
10 -	30.517	53.755	139.5	56.228	2:20.500	(3) 87.90	0.285	15:56:00.716
11 -	30.660	53.784	139.5	56.135	2:20.579	87.85	0.364	15:58:21.295
12 -	30.508	54.192	140.1	IN PIT	2:26.245	P 84.45	6.030	16:00:47.540
13 -	OUTLAP	54.896	140.6	56.437	4:26.369	46.36	2:06.154	16:05:13.909
14 -	30.502	53.876	140.9	56.439	2:20.817	87.70	0.602	16:07:34.726
15 -	31.117	54.247	141.2	1:06.978	2:32.342	81.07	12.127	16:10:07.068
16 -	30.486	54.380	140.6	57.384	2:22.250	86.82	2.035	16:12:29.318
17 -	32.432	58.816	141.5	IN PIT	2:36.328	P 79.00	16.113	16:15:05.646

P8 99 Pro Jeff COURTNEY		Maserati GT4 - JCR Motorsports						
IDEAL LAP TIME : 2:19.864		BEST LAP TIME : 2:20.247		DIFFERENCE : 0.383				
LAP	SECTOR 1	SECTOR 2	SECTOR 3	LAP TIME	MPH	DIFF	TIME OF DAY	
1 -	OUTLAP	55.567	139.2	57.619			15:33:11.687	
2 -	30.869	53.670	141.2	56.335	2:20.874	87.67	0.627	15:35:32.561
3 -	30.928	54.609	141.8	56.626	2:22.163	86.87	1.916	15:37:54.724
4 -	30.589	53.676	142.1	56.471	2:20.736	87.75	0.489	15:40:15.460
5 -	30.370	53.942	141.8	IN PIT	2:27.319	P 83.83	7.072	15:42:42.779
6 -	OUTLAP	53.882	142.7	56.530	4:46.691	43.08	2:26.444	15:47:29.470
7 -	30.568	53.438	143.0	56.241	2:20.247	(1) 88.06		15:49:49.717
8 -	30.185	53.975	142.4	IN PIT	2:25.761	P 84.73	5.514	15:52:15.478
9 -	OUTLAP	53.620	138.3	56.348	4:14.011	48.62	1:53.764	15:56:29.489
10 -	30.536	55.032	143.3	56.390	2:21.958	87.00	1.711	15:58:51.447
11 -	30.351	53.578	145.8	57.219	2:21.148	87.50	0.901	16:01:12.595
12 -	30.460	54.450	141.5	IN PIT	2:26.596	P 84.25	6.349	16:03:39.191
13 -	OUTLAP	53.754	142.7	56.700	4:22.026	47.13	2:01.779	16:08:01.217
14 -	30.343	53.838	143.7	56.248	2:20.429	(3) 87.95	0.182	16:10:21.646
15 -	30.223	53.767	143.7	56.368	2:20.358	(2) 87.99	0.111	16:12:42.004
16 -	30.647	54.242	143.0	IN PIT	2:29.171	P 82.79	8.924	16:15:11.175

P9 45 Am Bob MICHAELIAN		SIN R1 GT4 - Racers Edge Motorsports						
IDEAL LAP TIME : 2:20.003		BEST LAP TIME : 2:20.286		DIFFERENCE : 0.283				
LAP	SECTOR 1	SECTOR 2	SECTOR 3	LAP TIME	MPH	DIFF	TIME OF DAY	
1 -	OUTLAP	56.239	143.7	57.621			15:34:00.609	
2 -	30.759	54.367	144.0	57.106	2:22.232	86.83	1.946	15:36:22.841
3 -	30.611	54.402	143.0	57.028	2:22.041	86.95	1.755	15:38:44.882
4 -	30.416	54.582	144.3	57.090	2:22.088	86.92	1.802	15:41:06.970
5 -	30.841	1:02.048	100.0	IN PIT	2:39.266	P 77.54	18.980	15:43:46.236
6 -	OUTLAP	55.591	143.3	56.534	7:21.199	27.99	5:00.913	15:51:07.435
7 -	30.407	54.888	144.6	IN PIT	2:28.386	P 83.23	8.100	15:53:35.821
8 -	OUTLAP	54.551	145.2	56.707	3:21.536	61.28	1:01.250	15:56:57.357
9 -	30.525	54.184	144.9	56.642	2:21.351	(3) 87.37	1.065	15:59:18.708
10 -	30.594	54.313	145.5	57.276	2:22.183	86.86	1.897	16:01:40.891
11 -	30.557	54.784	146.2	IN PIT	2:39.073	P 77.64	18.787	16:04:19.964
12 -	OUTLAP	57.056	143.3	57.826	5:52.457	35.04	3:32.171	16:10:12.421
13 -	30.587	54.164	145.2	55.759	2:20.510	(2) 87.90	0.224	16:12:32.931
14 -	30.080	54.338	145.5	55.868	2:20.286	(1) 88.04		16:14:53.217
15 -	30.106	1:05.250	89.1	IN PIT	2:53.630	P 71.13	33.344	16:17:46.847

P10 50 Pro Ian JAMES		Panoz Avezzano GT - Team Panoz Racing						
IDEAL LAP TIME : 2:19.906		BEST LAP TIME : 2:20.395		DIFFERENCE : 0.489				
LAP	SECTOR 1	SECTOR 2	SECTOR 3	LAP TIME	MPH	DIFF	TIME OF DAY	
1 -	OUTLAP	56.971	141.5	58.108			15:34:33.475	
2 -	30.547	54.152	141.8	56.937	2:21.636	87.20	1.241	15:36:55.111

Weather / Track : Sunny / Dry

Circuit of the Americas
Circuit Length = 3.4308 miles
Start: 15:30 Flag 16:15 End: 16:19

Grand Prix of Texas

GTS

PRACTICE 2 - Friday September 1st 2017 - SECTOR ANALYSIS

SECTOR 1 = FL to I1, SECTOR 2 = I1 to I2, SECTOR 3 = I2 to FL, DIFF = Difference To Personal Best Lap, P = Crossed Finish Line in Pit Lane, D = Time Disallowed

3 -	30.307	53.736	143.0	56.415	2:20.458 (2)	87.93	0.063	15:39:15.569
4 -	30.183	54.204	143.7	56.243	2:20.630 (3)	87.82	0.235	15:41:36.199
5 -	30.487	54.926	142.7	IN PIT	2:27.497 P	83.73	7.102	15:44:03.696
6 -	OUTLAP	58.310	130.8	57.561	6:36.611	31.14	4:16.216	15:50:40.307
7 -	30.719	54.636	142.7	56.431	2:21.786	87.10	1.391	15:53:02.093
8 -	30.763	54.366	144.3	56.245	2:21.374	87.36	0.979	15:55:23.467
9 -	30.328	54.080	144.3	55.987	2:20.395 (1)	87.97		15:57:43.862
10 -	30.355	54.218	144.6	56.079	2:20.652	87.81	0.257	16:00:04.514
11 -	30.305	53.905	144.9	56.517	2:20.727	87.76	0.332	16:02:25.241
12 -	30.204	54.206	144.0	IN PIT	2:26.327 P	84.40	5.932	16:04:51.568

P11 25 Am		Dakota DICKERSON			KTM Xbow GT4 - ANSA Motorsports			
IDEAL LAP TIME : 2:20.256		BEST LAP TIME : 2:20.462		DIFFERENCE : 0.206				
LAP	SECTOR 1	SECTOR 2	SECTOR 3	LAP TIME	MPH	DIFF	TIME OF DAY	
1 -	OUTLAP	54.849	132.1	1:01.105			15:35:30.309	
2 -	32.123	1:00.190	119.4	57.502	2:29.815	82.44	9.353	15:38:00.124
3 -	30.328	53.675	139.8	56.459	2:20.462 (1)	87.93		15:40:20.586
4 -	31.015	53.804	138.6	56.291	2:21.110	87.52	0.648	15:42:41.696
5 -	30.756	53.837	138.0	56.382	2:20.975 (3)	87.61	0.513	15:45:02.671
6 -	30.573	53.794	137.7	56.253	2:20.620 (2)	87.83	0.158	15:47:23.291
7 -	30.815	53.865	138.0	56.799	2:21.479	87.29	1.017	15:49:44.770
8 -	30.651	54.251	137.7	56.481	2:21.383	87.35	0.921	15:52:06.153
9 -	30.781	54.316	138.0	IN PIT	2:29.365 P	82.68	8.903	15:54:35.518
10 -	OUTLAP	57.474	135.2	58.409	9:08.984	22.49	6:48.522	16:03:44.502
11 -	30.843	53.733	137.5	56.547	2:21.123	87.51	0.661	16:06:05.625
12 -	30.980	53.702	136.6	57.488	2:22.170	86.87	1.708	16:08:27.795
13 -	31.407	54.077	132.3	56.737	2:22.221	86.84	1.759	16:10:50.016
14 -	30.750	54.261	133.1	56.535	2:21.546	87.25	1.084	16:13:11.562
15 -	30.694	59.580	127.5	IN PIT	2:35.543 P	79.40	15.081	16:15:47.105

P12 47 Am		Keith JENSEN			Porsche Cayman GT4 Clubsport MR - NOLAsport			
IDEAL LAP TIME : 2:20.476		BEST LAP TIME : 2:20.603		DIFFERENCE : 0.127				
LAP	SECTOR 1	SECTOR 2	SECTOR 3	LAP TIME	MPH	DIFF	TIME OF DAY	
1 -	OUTLAP	55.235	145.5	56.816			15:33:35.079	
2 -	30.277	53.916	145.5	56.410	2:20.603 (1)	87.84		15:35:55.682
3 -	30.236	54.345	144.9	56.324	2:20.905 (2)	87.65	0.302	15:38:16.587
4 -	30.250	54.760	144.9	56.949	2:21.959 (3)	87.00	1.356	15:40:38.546
5 -	30.990	55.020	144.3	57.395	2:23.405	86.12	2.802	15:43:01.951
6 -	30.928	54.675	144.3	56.924	2:22.527	86.65	1.924	15:45:24.478
7 -	30.483	54.579	144.6	57.082	2:22.144	86.89	1.541	15:47:46.622
8 -	30.693	55.004	144.6	57.080	2:22.777	86.50	2.174	15:50:09.399
9 -	30.612	54.781	145.2	56.881	2:22.274	86.81	1.671	15:52:31.673
10 -	30.645	54.845	144.0	57.164	2:22.654	86.57	2.051	15:54:54.327
11 -	30.726	54.748	145.2	57.025	2:22.499	86.67	1.896	15:57:16.826
12 -	30.543	54.551	145.2	IN PIT	2:30.506 P	82.06	9.903	15:59:47.332
13 -	OUTLAP	1:04.919	144.0	57.425	5:30.390	37.38	3:09.787	16:05:17.722
14 -	30.335	54.365	146.2	56.862	2:21.562 D	87.24	0.959	16:07:39.284
15 -	30.609	54.606	144.9	57.020	2:22.235	86.83	1.632	16:10:01.519
16 -	30.544	54.777	144.9	56.968	2:22.289 D	86.80	1.686	16:12:23.808

P13 12 Pro		Drew STAVELEY			Ginetta G55 - Ian Lacy Racing			
IDEAL LAP TIME : 2:20.464		BEST LAP TIME : 2:21.095		DIFFERENCE : 0.631				
LAP	SECTOR 1	SECTOR 2	SECTOR 3	LAP TIME	MPH	DIFF	TIME OF DAY	
1 -	OUTLAP	56.563	133.1	IN PIT			15:32:51.020	
2 -	OUTLAP	55.891	129.5	57.425	5:58.888	34.41	3:37.793	15:38:49.908
3 -	31.253	53.954	136.6	56.987	2:22.194	86.85	1.099	15:41:12.102

Weather / Track : Sunny / Dry

Circuit of the Americas

Circuit Length = 3.4308 miles

Start: 15:30 Flag 16:15 End: 16:19

Grand Prix of Texas

GTS

PRACTICE 2 - Friday September 1st 2017 - SECTOR ANALYSIS

SECTOR 1 = FL to I1, SECTOR 2 = I1 to I2, SECTOR 3 = I2 to FL, DIFF = Difference To Personal Best Lap, P = Crossed Finish Line in Pit Lane, D = Time Disallowed

4 -	30.741	53.960	138.6	56.542	2:21.243	87.44	0.148	15:43:33.345
5 -	30.383	54.526	138.6	56.577	2:21.486	87.29	0.391	15:45:54.831
6 -	30.766	53.768	140.9	56.561	2:21.095 (1)	87.53		15:48:15.926
7 -	30.882	55.075	140.1	IN PIT	2:25.670	P	4.575	15:50:41.596
8 -	OUTLAP	54.565	125.2	58.633	6:22.522	32.28	4:01.427	15:57:04.118
9 -	30.589	54.287	139.2	56.829	2:21.705	87.15	0.610	15:59:25.823
10 -	30.583	53.902	140.9	56.712	2:21.197	(3)	0.102	16:01:47.020
11 -	30.590	54.261	140.3	IN PIT	2:25.595	P	4.500	16:04:12.615
12 -	OUTLAP	54.783	138.6	56.943	5:28.097	37.64	3:07.002	16:09:40.712
13 -	30.779	54.089	140.6	56.313	2:21.181	(2)	0.086	16:12:01.893
14 -	30.535	54.279	141.2	56.924	2:21.738	87.13	0.643	16:14:23.631
15 -	31.078	54.232	140.9	56.723	2:22.033	86.95	0.938	16:16:45.664

P14 11 Am Tony GAPLES		Chevrolet Camaro GT4 - Blackdog Speed Shop						
IDEAL LAP TIME : 2:21.056		BEST LAP TIME : 2:21.310		DIFFERENCE : 0.254				
LAP	SECTOR 1	SECTOR 2	SECTOR 3	LAP TIME	MPH	DIFF	TIME OF DAY	
1 -	OUTLAP	57.546	144.6	57.760			15:32:36.472	
2 -	30.673	54.846	145.5	56.439	2:21.958	(2)	0.648	15:34:58.430
3 -	30.344	54.273	145.8	56.693	2:21.310 (1)	87.40		15:37:19.740
4 -	30.555	54.618	145.8	56.944	2:22.117	(3)	0.807	15:39:41.857
5 -	30.548	54.722	144.6	56.942	2:22.212	86.84	0.902	15:42:04.069
6 -	31.126	54.568	144.9	57.404	2:23.098	86.31	1.788	15:44:27.167
7 -	30.836	54.631	144.6	56.838	2:22.305	86.79	0.995	15:46:49.472
8 -	30.545	54.966	144.3	IN PIT	2:26.758	P	5.448	15:49:16.230
9 -	OUTLAP	55.841	144.9	58.154	6:00.473	34.26	3:39.163	15:55:16.703
10 -	30.933	54.961	145.2	IN PIT	2:27.210	P	5.900	15:57:43.913
11 -	OUTLAP	55.233	144.9	57.502	4:58.686	41.35	2:37.376	16:02:42.599
12 -	30.671	54.621	145.8	IN PIT	2:26.381	P	5.071	16:05:08.980
13 -	OUTLAP	55.398	145.2	57.284	6:10.225	33.36	3:48.915	16:11:19.205
14 -	30.484	54.481	145.5	57.277	2:22.242	86.83	0.932	16:13:41.447
15 -	30.741	54.828	145.8	57.554	2:23.123	86.29	1.813	16:16:04.570

P15 04 Am George KURTZ		McLaren 570S GT4 - GMG Racing						
IDEAL LAP TIME : 2:21.219		BEST LAP TIME : 2:21.446		DIFFERENCE : 0.227				
LAP	SECTOR 1	SECTOR 2	SECTOR 3	LAP TIME	MPH	DIFF	TIME OF DAY	
1 -	OUTLAP	1:01.624	111.6	1:09.112			15:33:41.303	
2 -	31.846	55.639	132.1	1:02.386	2:29.871	82.41	8.425	15:36:11.174
3 -	30.675	55.368	147.4	59.617	2:25.660	84.79	4.214	15:38:36.834
4 -	30.983	54.647	148.7	57.837	2:23.467	86.08	2.021	15:41:00.301
5 -	30.506	55.434	148.1	57.785	2:23.725	85.93	2.279	15:43:24.026
6 -	30.616	54.962	146.2	58.235	2:23.813	85.88	2.367	15:45:47.839
7 -	31.003	54.473	147.8	IN PIT	2:27.138	P	5.692	15:48:14.977
8 -	OUTLAP	54.340	147.8	57.723	6:08.933	33.47	3:47.487	15:54:23.910
9 -	30.785	54.517	148.7	57.853	2:23.155	86.27	1.709	15:56:47.065
10 -	32.274	55.468	149.1	IN PIT	2:28.761	P	7.315	15:59:15.826
11 -	OUTLAP	58.749	111.6	1:00.801	5:05.656	40.40	2:44.210	16:04:21.482
12 -	30.547	53.890	149.1	57.009	2:21.446 (1)	87.31		16:06:42.928
13 -	30.754	54.371	149.1	57.734	2:22.859	86.45	1.413	16:09:05.787
14 -	30.567	54.212	148.7	57.496	2:22.275	D	0.829	16:11:28.062
15 -	30.775	54.071	148.7	57.190	2:22.036	(2)	0.590	16:13:50.098
16 -	30.320	54.303	149.1	57.775	2:22.398	(3)	0.952	16:16:12.496

P16 24 Am Frank GANNETT		Ginetta G55 - Ian Lacy Racing						
IDEAL LAP TIME : 2:21.206		BEST LAP TIME : 2:21.449		DIFFERENCE : 0.243				
LAP	SECTOR 1	SECTOR 2	SECTOR 3	LAP TIME	MPH	DIFF	TIME OF DAY	
1 -	OUTLAP	1:00.136	125.2	1:00.102			15:32:55.754	

Weather / Track : Sunny / Dry

Circuit of the Americas
 Circuit Length = 3.4308 miles
 Start: 15:30 Flag 16:15 End: 16:19

Grand Prix of Texas

GTS

PRACTICE 2 - Friday September 1st 2017 - SECTOR ANALYSIS

SECTOR 1 = FL to I1, SECTOR 2 = I1 to I2, SECTOR 3 = I2 to FL, DIFF = Difference To Personal Best Lap, P = Crossed Finish Line in Pit Lane, D = Time Disallowed

LAP	SECTOR 1	SECTOR 2	SECTOR 3	LAP TIME	MPH	DIFF	TIME OF DAY
2 -	31.297	55.580	134.4	IN PIT	2:28.784	P 83.01	7.335 15:35:24.538
3 -	OUTLAP	55.703	138.0	57.322	6:05.375	33.80	3:43.926 15:41:29.913
4 -	31.057	54.216	140.3	56.579	2:21.852	(3) 87.06	0.403 15:43:51.765
5 -	30.782	54.092	140.1	56.840	2:21.714	(2) 87.15	0.265 15:46:13.479
6 -	30.796	54.280	140.1	56.373	2:21.449	(1) 87.31	15:48:34.928
7 -	31.033	54.366	140.1	56.476	2:21.875	87.05	0.426 15:50:56.803
8 -	30.938	54.270	140.3	57.172	2:22.380	86.74	0.931 15:53:19.183
9 -	30.934	54.437	140.3	57.160	2:22.531	86.65	1.082 15:55:41.714
10 -	31.142	54.620	140.6	IN PIT	2:28.237	P 83.31	6.788 15:58:09.951
11 -	OUTLAP	54.924	140.9	56.811	2:59.674	68.74	38.225 16:01:09.625
12 -	30.741	54.595	141.5	57.089	2:22.425	86.71	0.976 16:03:32.050
13 -	31.062	54.335	140.9	56.876	2:22.273	86.81	0.824 16:05:54.323
14 -	31.060	54.580	141.5	57.161	2:22.801	86.49	1.352 16:08:17.124
15 -	30.804	54.798	141.5	57.670	2:23.272	86.20	1.823 16:10:40.396
16 -	31.072	56.245	138.0	57.456	2:24.773	85.31	3.324 16:13:05.169
17 -	31.100	54.863	141.8	57.620	2:23.583	86.01	2.134 16:15:28.752

P17 62 Am Mark KLENIN		McLaren 570S GT4 - KPR					
IDEAL LAP TIME : 2:20.807		BEST LAP TIME : 2:21.637		DIFFERENCE : 0.830			
LAP	SECTOR 1	SECTOR 2	SECTOR 3	LAP TIME	MPH	DIFF	TIME OF DAY
1 -	OUTLAP	55.300	143.7	57.759			15:32:31.307
2 -	30.345	54.170	148.1	57.122	2:21.637	(1) 87.20	15:34:52.944
3 -	30.297	54.154	150.1	57.247	2:21.698	(2) 87.16	0.061 15:37:14.642
4 -	31.421	54.133	149.1	IN PIT	2:26.999	P 84.02	5.362 15:39:41.641
5 -	OUTLAP	54.522	147.1	56.937	6:45.827	30.43	4:24.190 15:46:27.468
6 -	30.773	53.769	150.1	56.741	2:21.283	D 87.41	15:48:48.751
7 -	31.191	54.112	148.1	57.172	2:22.475	(3) 86.68	0.838 15:51:11.226
8 -	30.969	54.631	149.1	IN PIT	2:28.654	P 83.08	7.017 15:53:39.880
9 -	OUTLAP	54.832	148.4	57.680	5:04.628	40.54	2:42.991 15:58:44.508
10 -	31.325	57.916	146.2	58.070	2:27.311	83.84	5.674 16:01:11.819
11 -	30.668	56.082	149.7	57.930	2:24.680	D 85.36	3.043 16:03:36.499
12 -	30.716	55.353	149.4	58.218	2:24.287	85.59	2.650 16:06:00.786
13 -	31.160	56.280	149.4	59.234	2:26.674	84.20	5.037 16:08:27.460
14 -	34.033	56.164	149.7	59.101	2:29.298	82.72	7.661 16:10:56.758
15 -	33.022	56.152	148.7	IN PIT	2:32.772	P 80.84	11.135 16:13:29.530

P18 10 Pro Lawson ASCHENBACH		Chevrolet Camaro GT4 - Blackdog Speed Shop					
IDEAL LAP TIME : 2:21.511		BEST LAP TIME : 2:21.676		DIFFERENCE : 0.165			
LAP	SECTOR 1	SECTOR 2	SECTOR 3	LAP TIME	MPH	DIFF	TIME OF DAY
1 -	OUTLAP	56.574	128.3	59.011			15:34:10.134
2 -	30.759	59.480	101.9	57.490	2:27.729	83.60	6.053 15:36:37.863
3 -	30.616	54.111	144.6	57.093	2:21.820	(2) 87.08	0.144 15:38:59.683
4 -	30.734	54.115	144.0	57.157	2:22.006	86.97	0.330 15:41:21.689
5 -	30.694	54.212	144.9	57.124	2:22.030	86.95	0.354 15:43:43.719
6 -	30.781	54.713	144.3	IN PIT	2:28.478	P 83.18	6.802 15:46:12.197
7 -	OUTLAP	56.232	142.4	57.098	9:01.652	22.80	6:39.976 15:55:13.849
8 -	30.532	54.242	144.6	56.902	2:21.676	(1) 87.17	15:57:35.525
9 -	30.526	54.299	145.8	57.026	2:21.851	(3) 87.06	0.175 15:59:57.376
10 -	30.640	56.079	139.5	IN PIT	2:29.090	P 82.84	7.414 16:02:26.466
11 -	OUTLAP	1:00.537	145.2	57.629	6:24.005	32.16	4:02.329 16:08:50.471
12 -	30.523	54.086	146.5	57.281	2:21.890	87.04	0.214 16:11:12.361
13 -	30.549	54.461	146.8	57.174	2:22.184	D 86.86	0.508 16:13:34.545
14 -	30.588	54.168	147.4	58.044	2:22.800	86.49	1.124 16:15:57.345

Weather / Track : Sunny / Dry

Grand Prix of Texas

GTS

PRACTICE 2 - Friday September 1st 2017 - SECTOR ANALYSIS

SECTOR 1 = FL to I1, SECTOR 2 = I1 to I2, SECTOR 3 = I2 to FL, DIFF = Difference To Personal Best Lap, P = Crossed Finish Line in Pit Lane, D = Time Disallowed

P19 7 Am Carter YEUNG		Porsche Cayman GT4 Clubsport MR - GMG Racing					
IDEAL LAP TIME : 2:22.719		BEST LAP TIME : 2:23.454		DIFFERENCE : 0.735			
LAP	SECTOR 1	SECTOR 2	SECTOR 3	LAP TIME	MPH	DIFF	TIME OF DAY
1 -	OUTLAP	56.505	142.7	58.046			15:32:29.066
2 -	31.266	54.893	147.1	57.532	2:23.691	85.95	0.237 15:34:52.757
3 -	31.063	55.222	138.0	57.258	2:23.543 (2)	86.04	0.089 15:37:16.300
4 -	31.018	54.770	146.8	IN PIT	2:27.298 P	83.84	3.844 15:39:43.598
5 -	OUTLAP	55.535	144.3	57.627	5:33.884	36.99	3:10.430 15:45:17.482
6 -	31.881	55.080	145.5	57.704	2:24.665	85.37	1.211 15:47:42.147
7 -	30.691	55.354	145.2	57.409	2:23.454 (1)	86.09	15:50:05.601
8 -	30.893	55.123	145.5	57.554	2:23.570 (3)	86.02	0.116 15:52:29.171
9 -	39.167	58.677	135.5	IN PIT	2:42.654 P	75.93	19.200 15:55:11.825

P20 64 Am Brett MEREDITH		Porsche Cayman GT4 Clubsport MR - GMG Racing					
IDEAL LAP TIME : 2:23.535		BEST LAP TIME : 2:23.839		DIFFERENCE : 0.304			
LAP	SECTOR 1	SECTOR 2	SECTOR 3	LAP TIME	MPH	DIFF	TIME OF DAY
1 -	OUTLAP	57.676	144.0	58.670			15:32:52.338
2 -	31.576	55.512	146.5	1:08.073	2:35.161	79.60	11.322 15:35:27.499
3 -	33.708	1:13.079	83.2	1:08.297	2:55.084	70.54	31.245 15:38:22.583
4 -	33.703	55.577	145.5	58.121	2:27.401	83.79	3.562 15:40:49.984
5 -	31.422	55.404	146.5	57.781	2:24.607 (3)	85.41	0.768 15:43:14.591
6 -	31.176	56.779	146.8	58.510	2:26.465	84.32	2.626 15:45:41.056
7 -	30.921	55.568	145.8	57.717	2:24.206 (2)	85.64	0.367 15:48:05.262
8 -	31.178	55.410	145.8	58.534	2:25.122 D	85.10	1.283 15:50:30.384
9 -	31.191	55.243	144.9	58.848	2:25.282 D	85.01	1.443 15:52:55.666
10 -	31.836	56.172	145.5	IN PIT	2:30.684 P	81.96	6.845 15:55:26.350
11 -	OUTLAP	56.080	144.9	57.756	9:31.156	21.62	7:07.317 16:04:57.506
12 -	31.209	55.259	146.2	57.371	2:23.839 (1)	85.86	16:07:21.345
13 -	31.221	56.959	145.8	58.153	2:26.333	84.40	2.494 16:09:47.678
14 -	31.326	55.796	146.5	58.166	2:25.288	85.00	1.449 16:12:12.966
15 -	31.205	55.793	145.8	58.233	2:25.231	85.04	1.392 16:14:38.197
16 -	31.298	57.148	144.3	IN PIT	2:34.250 P	80.07	10.411 16:17:12.447

P21 017 Am Adam MERZON		Porsche Cayman GT4 Clubsport MR - Case-it Racing					
IDEAL LAP TIME : 2:24.415		BEST LAP TIME : 2:24.662		DIFFERENCE : 0.247			
LAP	SECTOR 1	SECTOR 2	SECTOR 3	LAP TIME	MPH	DIFF	TIME OF DAY
1 -	OUTLAP	57.458	138.0	59.533			15:33:18.019
2 -	31.292	56.424	143.7	58.019	2:25.735	84.74	1.073 15:35:43.754
3 -	31.370	55.437	144.3	58.092	2:24.899 (3)	85.23	0.237 15:38:08.653
4 -	31.368	56.023	142.1	58.395	2:25.786	84.71	1.124 15:40:34.439
5 -	31.780	56.244	143.3	IN PIT	2:36.263 P	79.03	11.601 15:43:10.702
6 -	OUTLAP	1:03.135	142.7	58.414	5:46.398	35.65	3:21.736 15:48:57.100
7 -	31.137	55.450	143.0	58.075	2:24.662 (1)	85.37	15:51:21.762
8 -	31.255	55.571	144.9	58.133	2:24.959	85.20	0.297 15:53:46.721
9 -	31.293	55.621	142.4	58.375	2:25.289	85.00	0.627 15:56:12.010
10 -	35.334	56.997	138.3	IN PIT	2:38.042 P	78.14	13.380 15:58:50.052
11 -	OUTLAP	59.165	136.3	IN PIT	4:32.281 P	45.36	2:07.619 16:03:22.333
12 -	OUTLAP	55.813	144.9	58.054	2:47.823	73.59	23.161 16:06:10.156
13 -		144.0		58.014	2:27.976	83.46	3.314 16:08:38.132
14 -	31.299	55.710	144.6	57.841	2:24.850 (2)	85.26	0.188 16:11:02.982
15 -	31.552	55.609	144.3	58.430	2:25.591	84.83	0.929 16:13:28.573
16 -	31.638	56.010	144.0	IN PIT	2:34.520 P	79.93	9.858 16:16:03.093

Weather / Track : Sunny / Dry

Grand Prix of Texas

GTS

PRACTICE 2 - Friday September 1st 2017 - SECTOR ANALYSIS

SECTOR 1 = FL to I1, SECTOR 2 = I1 to I2, SECTOR 3 = I2 to FL, DIFF = Difference To Personal Best Lap, P = Crossed Finish Line in Pit Lane, D = Time Disallowed

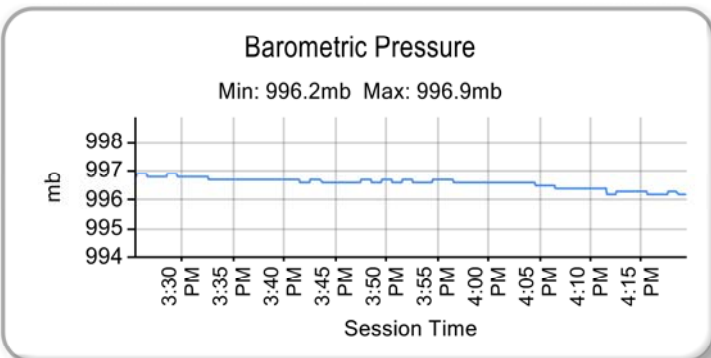
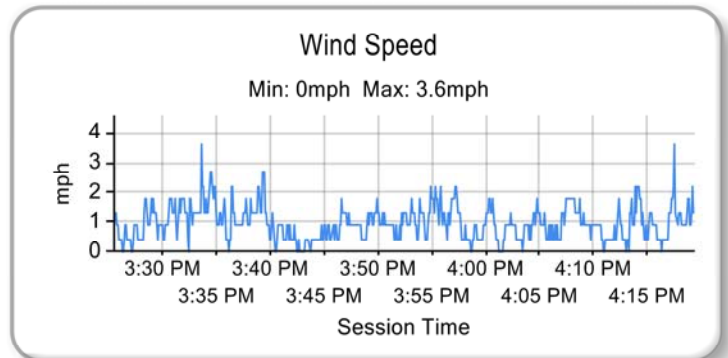
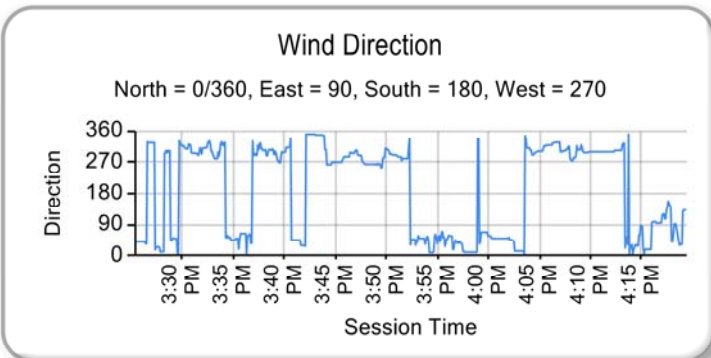
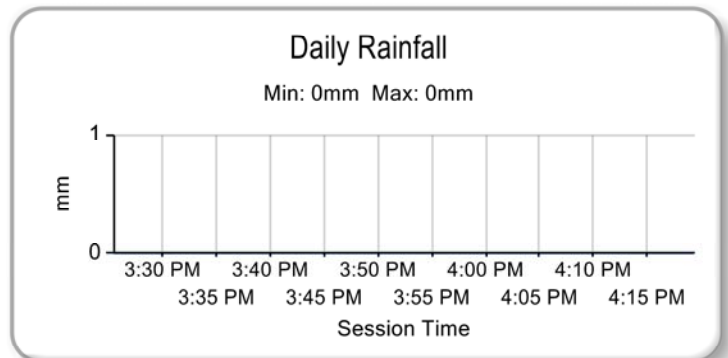
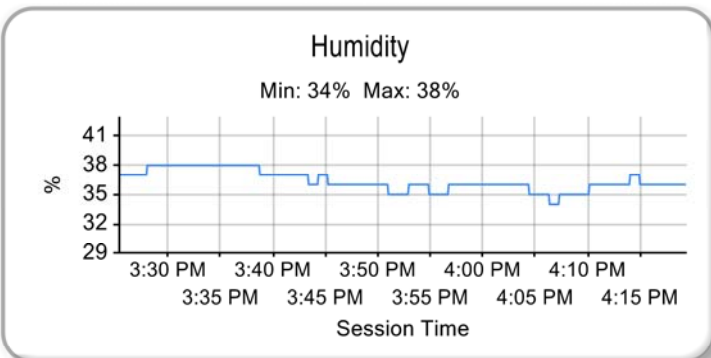
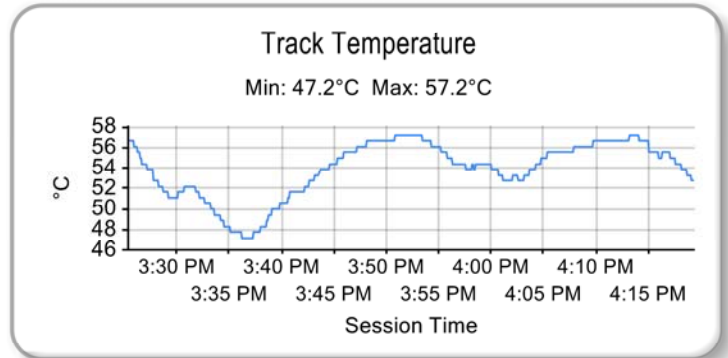
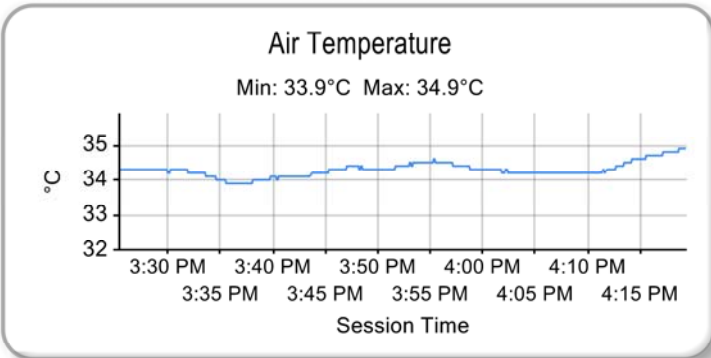
P22		9 Am		Bill ZIEGLER		KTM Xbow GT4 - ANSA Motorsports		
IDEAL LAP TIME : 2:23.923		BEST LAP TIME : 2:24.810		DIFFERENCE : 0.887				
LAP	SECTOR 1	SECTOR 2		SECTOR 3	LAP TIME	MPH	DIFF	TIME OF DAY
1 -	OUTLAP	59.178	136.1	59.352				15:35:45.999
2 -	31.959	55.865	140.6	58.312	2:26.136	84.51	1.326	15:38:12.135
3 -	31.617	55.629	138.0	58.296	2:25.542	84.86	0.732	15:40:37.677
4 -	31.448	57.205	140.9	59.569	2:28.222	83.32	3.412	15:43:05.899
5 -	31.510	55.832	140.6	58.839	2:26.181	84.49	1.371	15:45:32.080
6 -	31.477	55.141	140.1	58.352	2:24.970 (2)	85.19	0.160	15:47:57.050
7 -	32.025	54.931	142.1	58.223	2:25.179 (3)	85.07	0.369	15:50:22.229
8 -	31.158	55.884	141.2	IN PIT	2:33.537 P	80.44	8.727	15:52:55.766
9 -	OUTLAP	59.134	140.6	58.560	8:29.061	24.26	6:04.251	16:01:24.827
10 -	32.126	55.753	138.3	58.651	2:26.530	84.28	1.720	16:03:51.357
11 -	30.769	55.428	139.5	58.613	2:24.810 (1)	85.29		16:06:16.167
12 -	31.239	55.323	138.9	58.844	2:25.406	84.94	0.596	16:08:41.573
13 -	31.185	56.588	139.2	IN PIT	2:35.141 P	79.61	10.331	16:11:16.714

P23		22 Am		Cody ELLSWORTH		Porsche Cayman GT4 Clubsport MR - CRP Racing		
IDEAL LAP TIME : 2:30.238		BEST LAP TIME : 2:34.537		DIFFERENCE : 4.299				
LAP	SECTOR 1	SECTOR 2		SECTOR 3	LAP TIME	MPH	DIFF	TIME OF DAY
1 -				IN PIT		P		15:35:55.857
2 -	OUTLAP	1:01.942	124.0	1:04.187	8:48.654	23.36	6:14.117	15:44:44.511
3 -	35.818	58.216	121.1	1:02.841	2:36.875 (2)	78.73	2.338	15:47:21.386
4 -	34.620	58.553	124.7	1:01.364	2:34.537 (1)	79.92		15:49:55.923
5 -	32.382	56.492	141.5	IN PIT	2:34.548 P	79.91	0.011	15:52:30.471

Grand Prix of Texas

GTS

PRACTICE 2 - Friday September 1st 2017 - WEATHER CONDITIONS



Weather / Track : Sunny / Dry

Results can be found at www.tsl-timing.com

Circuit of the Americas
Circuit Length = 3.4308 miles
Start: 15:30 Flag 16:15 End: 16:19

Printed - 16:23 Friday, September 1, 2017

Grand Prix of Texas

GTS

QUALIFYING - ROUND 15 -Saturday September 2nd 2017 - CLASSIFICATION FINAL



POS	NO	CL	PIC NAME	ENTRY	TIME	ON	LAPS	GAP	DIFF	MPH
1	50	Pro	1 Ian JAMES	Panoz Avezzano GT - Team Panoz Racing	2:17.532	3	4			89.80
2	69	Pro	2 Harry GOTTSACKER	Ginetta G55 - Performance Motorsports Group	2:17.905	4	5	0.373	0.373	89.56
3	3	Pro	3 Rodrigo BAPTISTA	Porsche Cayman GT4 Clubsport MR - Flying Lizard Motor	2:17.960	3	5	0.428	0.055	89.52
4	25	Am	1 Dakota DICKERSON	KTM Xbow GT4 - ANSA Motorsports	2:18.014	5	8	0.482	0.054	89.49
5	19	Pro	4 Parker CHASE	Ginetta G55 - Performance Motorsports Group	2:18.026	4	7	0.494	0.012	89.48
6	99	Pro	5 Jeff COURTNEY	Maserati GT4 - JCR Motorsports	2:18.132	4	5	0.600	0.106	89.41
7	12	Pro	6 Drew STAVELEY	Ginetta G55 - Ian Lacy Racing	2:18.146	4	7	0.614	0.014	89.40
8	10	Pro	7 Lawson ASCHENBACH	Chevrolet Camaro GT4 - Blackdog Speed Shop	2:18.317	2	5	0.785	0.171	89.29
9	46	Pro	8 Scott DOLLAHITE	Lotus Evora - SDR Motorsports	2:18.326	7	7	0.794	0.009	89.28
10	47	Am	2 Keith JENSEN	Porsche Cayman GT4 Clubsport MR - NOLAsport	2:18.549	4	5	1.017	0.223	89.14
11	80	Pro	9 Martin BARKEY	KTM Xbow GT4 - Mantella Autosports	2:18.888	4	7	1.356	0.339	88.92
12	14	Pro	10 Nate STACY	Porsche Cayman GT4 Clubsport MR - Flying Lizard Motor	2:19.003	4	6	1.471	0.115	88.85
13	2	Am	3 Jason BELL	SIN R1 GT4 - Racers Edge Motorsports	2:19.289	4	8	1.757	0.286	88.67
14	45	Am	4 Bob MICHAELIAN	SIN R1 GT4 - Racers Edge Motorsports	2:19.501	3	6	1.969	0.212	88.53
15	11	Am	5 Tony GAPLES	Chevrolet Camaro GT4 - Blackdog Speed Shop	2:19.561	3	5	2.029	0.060	88.49
16	04	Am	6 George KURTZ	McLaren 570S GT4 - GMG Racing	2:19.750	5	6	2.218	0.189	88.37
17	64	Am	7 Brett MEREDITH	Porsche Cayman GT4 Clubsport MR - GMG Racing	2:20.473	3	5	2.941	0.723	87.92
18	22	Am	8 Cody ELLSWORTH	Porsche Cayman GT4 Clubsport MR - CRP Racing	2:20.507	2	5	2.975	0.034	87.90
19	7	Am	9 Carter YEUNG	Porsche Cayman GT4 Clubsport MR - GMG Racing	2:20.718	2	5	3.186	0.211	87.77
20	017	Am	10 Adam MERZON	Porsche Cayman GT4 Clubsport MR - Case-it Racing	2:21.183	2	8	3.651	0.465	87.48
21	9	Am	11 Bill ZIEGLER	KTM Xbow GT4 - ANSA Motorsports	2:21.986	7	8	4.454	0.803	86.98
22	24	Am	12 Frank GANNETT	Ginetta G55 - Ian Lacy Racing	2:22.005	6	8	4.473	0.019	86.97
23	62	Am	13 Mark KLENIN	McLaren 570S GT4 - KPR	2:22.159	3	8	4.627	0.154	86.88

CLASS Am QUALIFYING LAPTIME (107.0% of 2:18.617) = 2:28.320
 CLASS Pro QUALIFYING LAPTIME (107.0% of 2:17.799) = 2:27.444

Following lap times disallowed for track limit infringements:

- 09:34 - #2 - Turn 8
- 09:38 - #017 - Turn 12
- 09:38 - #2 - Turn 20
- 09:39 - #017 - Turn 19
- 09:39 - #19 - Turn 12
- 09:40 - #46 - Turn 19
- 09:40 - #2 - Turn 8
- 09:42 - #46 - Turn 19
- 09:45 - #25 - Turn 19

Weather / Track : Sunny / Dry

These results are provisional until the conclusion of any judicial and technical matters.

Circuit of the Americas
 Circuit Length = 3.4308 miles
 Start: 09:30 Flag 09:50 End: 09:53

Chief Steward :	Chief of Timing
-----------------	-----------------

Results can be found at www.tsl-timing.com

Printed - 11:51 Monday, Monday, September 4, 2017



Grand Prix of Texas

GTS

QUALIFYING - ROUND 15 -Saturday September 2nd 2017 - BEST SECTORS

SECTOR 1				SECTOR 2				SECTOR 3				IDEAL / BEST COMPARISON			
POS	NO	NAME	TIME	NO	NAME	TIME	NO	NAME	TIME	POS	NO	NAME	IDEAL	BEST	DIFF
												PERFECT LAP	2:17.047		
1	46	DOLLAHITE	29.694	25	DICKERSON	52.923	50	JAMES	54.430	1	69	GOTTSACKER	2:17.515	2:17.905	0.390
2	3	BAPTISTA	29.713	99	COURTNEY	52.928	69	GOTTSACKER	54.488	2	50	JAMES	2:17.532	2:17.532	0.000
3	10	ASCHENBACH	29.785	3	BAPTISTA	52.954	19	CHASE	54.597	3	19	CHASE	2:17.646	2:18.026	0.380
4	45	MICHAELIAN	29.795	46	DOLLAHITE	52.980	3	BAPTISTA	55.077	4	3	BAPTISTA	2:17.744	2:17.960	0.216
5	80	BARKEY	29.815	10	ASCHENBACH	52.994	12	STAVELEY	55.129	5	46	DOLLAHITE	2:17.947	2:18.326	0.379
6	2	BELL	29.817	19	CHASE	53.005	99	COURTNEY	55.191	6	25	DICKERSON	2:18.014	2:18.014	0.000
7	25	DICKERSON	29.852	12	STAVELEY	53.033	25	DICKERSON	55.239	7	10	ASCHENBACH	2:18.024	2:18.317	0.293
8	47	JENSEN	29.875	50	JAMES	53.053	10	ASCHENBACH	55.245	8	99	COURTNEY	2:18.039	2:18.132	0.093
9	69	GOTTSACKER	29.879	69	GOTTSACKER	53.148	46	DOLLAHITE	55.273	9	12	STAVELEY	2:18.076	2:18.146	0.070
10	12	STAVELEY	29.914	80	BARKEY	53.214	47	JENSEN	55.349	10	80	BARKEY	2:18.452	2:18.888	0.436
11	99	COURTNEY	29.920	14	STACY	53.296	2	BELL	55.421	11	47	JENSEN	2:18.540	2:18.549	0.009
12	19	CHASE	30.044	47	JENSEN	53.316	80	BARKEY	55.423	12	2	BELL	2:18.673	2:19.289	0.616
13	50	JAMES	30.049	04	KURTZ	53.405	14	STACY	55.476	13	14	STACY	2:18.842	2:19.003	0.161
14	14	STACY	30.070	2	BELL	53.435	45	MICHAELIAN	55.596	14	45	MICHAELIAN	2:19.091	2:19.501	0.410
15	04	KURTZ	30.100	11	GAPLES	53.666	11	GAPLES	55.783	15	04	KURTZ	2:19.543	2:19.750	0.207
16	11	GAPLES	30.112	45	MICHAELIAN	53.700	64	MEREDITH	55.847	16	11	GAPLES	2:19.561	2:19.561	0.000
17	64	MEREDITH	30.293	22	ELLSWORTH	53.730	04	KURTZ	56.038	17	64	MEREDITH	2:20.415	2:20.473	0.058
18	7	YEUNG	30.297	24	GANNETT	54.042	7	YEUNG	56.144	18	22	ELLSWORTH	2:20.476	2:20.507	0.031
19	9	ZIEGLER	30.351	7	YEUNG	54.149	017	MERZON	56.207	19	7	YEUNG	2:20.590	2:20.718	0.128
20	017	MERZON	30.381	62	KLENIN	54.174	22	ELLSWORTH	56.312	20	017	MERZON	2:20.767	2:21.183	0.416
21	22	ELLSWORTH	30.434	017	MERZON	54.179	24	GANNETT	56.790	21	24	GANNETT	2:21.461	2:22.005	0.544
22	24	GANNETT	30.629	64	MEREDITH	54.275	9	ZIEGLER	56.990	22	9	ZIEGLER	2:21.692	2:21.986	0.294
23	62	KLENIN	30.630	9	ZIEGLER	54.351	62	KLENIN	57.099	23	62	KLENIN	2:21.903	2:22.159	0.256

Weather / Track : Sunny / Dry

Circuit of the Americas
 Circuit Length = 3.4308 miles
 Start: 09:30 Flag 09:50 End: 09:53

Results can be found at www.tsl-timing.com

Printed - 10:00 Saturday, September 2, 2017

Grand Prix of Texas

GTS

QUALIFYING - ROUND 15 -Saturday September 2nd 2017 - BEST SPEEDS

POS	INTERMEDIATE 1		MPH	INTERMEDIATE 2		MPH	FINISH LINE		MPH
	NO	NAME		NO	NAME		NO	NAME	
1				04	KURTZ	149.4			
2				7	YEUNG	147.8			
3				3	BAPTISTA	147.1			
4				017	MERZON	147.1			
5				62	KLENIN	147.1			
6				47	JENSEN	146.8			
7				64	MEREDITH	146.8			
8				10	ASCHENBACH	146.2			
9				14	STACY	145.8			
10				11	GAPLES	145.8			
11				22	ELLSWORTH	145.8			
12				46	DOLLAHITE	145.2			
13				2	BELL	145.2			
14				45	MICHAELIAN	144.3			
15				99	COURTNEY	144.0			
16				50	JAMES	143.7			
17				80	BARKEY	142.4			
18				24	GANNETT	141.8			
19				25	DICKERSON	140.9			
20				12	STAVELEY	140.9			
21				9	ZIEGLER	140.9			
22				69	GOTTSACKER	140.6			
23				19	CHASE	140.1			

Weather / Track : Sunny / Dry

Results can be found at www.tsl-timing.com

Circuit of the Americas
Circuit Length = 3.4308 miles
Start: 09:30 Flag 09:50 End: 09:53

Printed - 10:05 Saturday, September 2, 2017

Grand Prix of Texas

GTS

QUALIFYING - ROUND 15 -Saturday September 2nd 2017 - SECTOR ANALYSIS

SECTOR 1 = FL to I1, SECTOR 2 = I1 to I2, SECTOR 3 = I2 to FL, DIFF = Difference To Personal Best Lap, P = Crossed Finish Line in Pit Lane, D = Time Disallowed

P1		50 Pro		Ian JAMES		Panoz Avezzano GT - Team Panoz Racing		
IDEAL LAP TIME : 2:17.532		BEST LAP TIME : 2:17.532		DIFFERENCE : 0.000				
LAP	SECTOR 1	SECTOR 2		SECTOR 3	LAP TIME	MPH	DIFF	TIME OF DAY
1 -	OUTLAP	1:04.422	109.8	1:07.230				09:37:42.931
2 -	30.431	53.476	143.0	54.926	2:18.833 (2)	88.96	1.301	09:40:01.764
3 -	30.049	53.053	143.7	54.430	2:17.532 (1)	89.80		09:42:19.296
4 -	31.268	58.332	107.3	IN PIT	2:35.134 P	79.61	17.602	09:44:54.430

P2		69 Pro		Harry GOTTSACKER		Ginetta G55 - Performance Motorsports Group		
IDEAL LAP TIME : 2:17.515		BEST LAP TIME : 2:17.905		DIFFERENCE : 0.390				
LAP	SECTOR 1	SECTOR 2		SECTOR 3	LAP TIME	MPH	DIFF	TIME OF DAY
1 -	OUTLAP	1:00.826	136.6	1:02.355				09:34:42.612
2 -	30.237	53.182	139.8	54.488	2:17.907 (2)	89.55	0.002	09:37:00.519
3 -	29.879	53.592	140.6	55.362	2:18.833 (3)	88.96	0.928	09:39:19.352
4 -	30.030	53.148	139.8	54.727	2:17.905 (1)	89.56		09:41:37.257
5 -	30.217	58.204	118.1	IN PIT	2:30.071 P	82.30	12.166	09:44:07.328

P3		3 Pro		Rodrigo BAPTISTA		Porsche Cayman GT4 Clubsport MR - Flying Lizard Motorsports		
IDEAL LAP TIME : 2:17.744		BEST LAP TIME : 2:17.960		DIFFERENCE : 0.216				
LAP	SECTOR 1	SECTOR 2		SECTOR 3	LAP TIME	MPH	DIFF	TIME OF DAY
1 -	OUTLAP	1:03.600	120.0	1:11.228				09:34:10.952
2 -	29.885	53.652	144.9	55.443	2:18.980 (3)	88.86	1.020	09:36:29.932
3 -	29.860	52.954	147.1	55.146	2:17.960 (1)	89.52		09:38:47.892
4 -	29.713	53.192	147.1	55.077	2:17.982 (2)	89.51	0.022	09:41:05.874
5 -	30.824	1:03.840	119.4	IN PIT	2:42.351 P	76.07	24.391	09:43:48.225

P4		25 Am		Dakota DICKERSON		KTM Xbow GT4 - ANSA Motorsports		
IDEAL LAP TIME : 2:18.014		BEST LAP TIME : 2:18.014		DIFFERENCE : 0.000				
LAP	SECTOR 1	SECTOR 2		SECTOR 3	LAP TIME	MPH	DIFF	TIME OF DAY
1 -	OUTLAP	56.128	107.3	1:01.127				09:32:55.553
2 -	30.084	53.122	140.6	55.302	2:18.508 (3)	89.17	0.494	09:35:14.061
3 -	29.902	53.464	135.8	58.504	2:21.870	87.05	3.856	09:37:35.931
4 -	30.388	53.038	140.6	55.245	2:18.671	89.06	0.657	09:39:54.602
5 -	29.852	52.923	140.9	55.239	2:18.014 (1)	89.49		09:42:12.616
6 -	29.920	53.141	140.9	55.783	2:18.844 D	88.95	0.830	09:44:31.460
7 -	29.998	53.076	140.9	55.332	2:18.406 (2)	89.23	0.392	09:46:49.866
8 -	31.423	54.910	122.4	IN PIT	2:31.772 P	81.37	13.758	09:49:21.638

P5		19 Pro		Parker CHASE		Ginetta G55 - Performance Motorsports Group		
IDEAL LAP TIME : 2:17.646		BEST LAP TIME : 2:18.026		DIFFERENCE : 0.380				
LAP	SECTOR 1	SECTOR 2		SECTOR 3	LAP TIME	MPH	DIFF	TIME OF DAY
1 -	OUTLAP	1:05.258	135.2	1:02.222				09:34:45.644
2 -	30.044	53.826	139.5	55.168	2:19.038	88.83	1.012	09:37:04.682
3 -	30.156	53.005	140.1	55.050	2:18.244 D	89.36	0.185	09:39:22.893
4 -	30.096	53.333	139.8	54.597	2:18.026 (1)	89.48		09:41:40.919
5 -	30.050	53.671	139.5	55.059	2:18.780 (3)	88.99	0.754	09:43:59.699
6 -	30.144	53.467	139.2	55.109	2:18.720 (2)	89.03	0.694	09:46:18.419
7 -	35.770	1:11.935	88.4	IN PIT	2:57.758 P	69.48	39.732	09:49:16.177

P6		99 Pro		Jeff COURTNEY		Maserati GT4 - JCR Motorsports		
IDEAL LAP TIME : 2:18.039		BEST LAP TIME : 2:18.132		DIFFERENCE : 0.093				
LAP	SECTOR 1	SECTOR 2		SECTOR 3	LAP TIME	MPH	DIFF	TIME OF DAY
1 -	OUTLAP	1:06.159	133.6	1:07.413				09:34:20.681

Circuit of the Americas
 Circuit Length = 3.4308 miles
 Start: 09:30 Flag 09:50 End: 09:53

Weather / Track : Sunny / Dry

Grand Prix of Texas

GTS

QUALIFYING - ROUND 15 -Saturday September 2nd 2017 - SECTOR ANALYSIS

SECTOR 1 = FL to I1, SECTOR 2 = I1 to I2, SECTOR 3 = I2 to FL, DIFF = Difference To Personal Best Lap, P = Crossed Finish Line in Pit Lane, D = Time Disallowed

2 -	30.276	53.195	142.1	55.339	2:18.810 (3)	88.97	0.678	09:36:39.491
3 -	30.052	53.341	142.7	55.191	2:18.584 (2)	89.12	0.452	09:38:58.075
4 -	29.920	52.928	144.0	55.284	2:18.132 (1)	89.41		09:41:16.207
5 -	31.436	56.297	132.3	IN PIT	2:30.384 P	82.12	12.252	09:43:46.591

P7 12 Pro Drew STAVELEY			Ginetta G55 - Ian Lacy Racing					
IDEAL LAP TIME : 2:18.076		BEST LAP TIME : 2:18.146		DIFFERENCE : 0.070				
LAP	SECTOR 1	SECTOR 2	SECTOR 3	LAP TIME	MPH	DIFF	TIME OF DAY	
1 -	OUTLAP	1:11.110	118.9	1:05.226			09:34:34.050	
2 -	30.247	53.305	139.5	55.182	2:18.734 (3)	89.02	0.588	09:36:52.784
3 -	29.942	53.312	140.6	55.129	2:18.383 (2)	89.25	0.237	09:39:11.167
4 -	29.914	53.033	140.9	55.199	2:18.146 (1)	89.40		09:41:29.313
5 -	30.434	1:02.677	111.4	IN PIT	2:35.642 P	79.35	17.496	09:44:04.955
6 -	OUTLAP	54.529	138.6	55.859	3:52.490	53.12	1:34.344	09:47:57.445
7 -	30.023	56.170	115.7	IN PIT	2:28.367 P	83.24	10.221	09:50:25.812

P8 10 Pro Lawson ASCHENBACH			Chevrolet Camaro GT4 - Blackdog Speed Shop					
IDEAL LAP TIME : 2:18.024		BEST LAP TIME : 2:18.317		DIFFERENCE : 0.293				
LAP	SECTOR 1	SECTOR 2	SECTOR 3	LAP TIME	MPH	DIFF	TIME OF DAY	
1 -	OUTLAP	57.492	139.5	56.376			09:38:44.970	
2 -	30.029	53.043	145.2	55.245	2:18.317 (1)	89.29		09:41:03.287
3 -	29.785	53.179	146.2	IN PIT	2:23.671 P	85.96	5.354	09:43:26.958
4 -	OUTLAP	1:05.434	122.0	57.594	2:58.983	69.00	40.666	09:46:25.941
5 -	30.106	52.994	144.9	IN PIT	2:22.471 P	86.69	4.154	09:48:48.412

P9 46 Pro Scott DOLLAHITE			Lotus Evora - SDR Motorsports					
IDEAL LAP TIME : 2:17.947		BEST LAP TIME : 2:18.326		DIFFERENCE : 0.379				
LAP	SECTOR 1	SECTOR 2	SECTOR 3	LAP TIME	MPH	DIFF	TIME OF DAY	
1 -	OUTLAP	55.949	138.9	56.826			09:35:02.751	
2 -	29.908	53.153	143.3	55.376	2:18.437 (2)	89.21	0.111	09:37:21.188
3 -	29.935	53.197	143.0	55.273	2:18.405 D	89.23	0.079	09:39:39.593
4 -	29.694	52.980	145.2	55.581	2:18.255 D	89.33		09:41:57.848
5 -	29.772	53.171	145.2	IN PIT	2:23.557 P	86.03	5.231	09:44:21.405
6 -	OUTLAP	53.045	144.3	56.995	3:28.099	59.35	1:09.773	09:47:49.504
7 -	29.840	53.129	144.9	55.357	2:18.326 (1)	89.28		09:50:07.830

P10 47 Am Keith JENSEN			Porsche Cayman GT4 Clubsport MR - NOLAsport					
IDEAL LAP TIME : 2:18.540		BEST LAP TIME : 2:18.549		DIFFERENCE : 0.009				
LAP	SECTOR 1	SECTOR 2	SECTOR 3	LAP TIME	MPH	DIFF	TIME OF DAY	
1 -	OUTLAP	57.997	111.4	58.389			09:32:49.968	
2 -	30.115	53.360	146.8	55.349	2:18.824 (2)	88.96	0.275	09:35:08.792
3 -	30.094	1:06.706	84.9	1:03.990	2:40.790 (3)	76.81	22.241	09:37:49.582
4 -	29.875	53.316	146.8	55.358	2:18.549 (1)	89.14		09:40:08.131
5 -	30.097	53.823	143.7	IN PIT	2:26.433 P	84.34	7.884	09:42:34.564

P11 80 Pro Martin BARKEY			KTM Xbow GT4 - Mantella Autosports					
IDEAL LAP TIME : 2:18.452		BEST LAP TIME : 2:18.888		DIFFERENCE : 0.436				
LAP	SECTOR 1	SECTOR 2	SECTOR 3	LAP TIME	MPH	DIFF	TIME OF DAY	
1 -	OUTLAP	57.786	139.2	56.965			09:32:45.370	
2 -	30.071	53.559	141.8	55.423	2:19.053 (3)	88.82	0.165	09:35:04.423
3 -	30.369	58.594	140.9	56.820	2:25.783	84.72	6.895	09:37:30.206
4 -	30.053	53.214	142.1	55.621	2:18.888 (1)	88.92		09:39:49.094
5 -	29.815	1:01.059	71.7	1:02.610	2:33.484	80.47	14.596	09:42:22.578
6 -	30.013	53.426	142.4	55.463	2:18.902 (2)	88.91	0.014	09:44:41.480

Circuit of the Americas

Circuit Length = 3.4308 miles

Start: 09:30 Flag 09:50 End: 09:53

Weather / Track : Sunny / Dry

Grand Prix of Texas

GTS

QUALIFYING - ROUND 15 -Saturday September 2nd 2017 - SECTOR ANALYSIS

SECTOR 1 = FL to I1, SECTOR 2 = I1 to I2, SECTOR 3 = I2 to FL, DIFF = Difference To Personal Best Lap, P = Crossed Finish Line in Pit Lane, D = Time Disallowed

7 - 32.613 58.469 117.7 IN PIT 2:38.485 P 77.93 19.597 09:47:19.965

P12 14 Pro Nate STACY			Porsche Cayman GT4 Clubsport MR - Flying Lizard Motorsports					
IDEAL LAP TIME : 2:18.842		BEST LAP TIME : 2:19.003		DIFFERENCE : 0.161				
LAP	SECTOR 1	SECTOR 2		SECTOR 3	LAP TIME	MPH	DIFF	TIME OF DAY
1 -	OUTLAP	1:05.432	141.2	1:11.779				09:34:16.378
2 -	30.422	53.867	144.0	55.956	2:20.245 (3)	88.06	1.242	09:36:36.623
3 -	30.089	53.300	145.8	55.645	2:19.034 (2)	88.83	0.031	09:38:55.657
4 -	30.127	53.296	145.8	55.580	2:19.003 (1)	88.85		09:41:14.660
5 -	30.070	53.766	145.5	IN PIT	2:25.970 P	84.61	6.967	09:43:40.630
6 -	OUTLAP	53.830	145.5	55.476	6:22.350	32.30	4:03.347	09:50:02.980

P13 2 Am Jason BELL			SIN R1 GT4 - Racers Edge Motorsports					
IDEAL LAP TIME : 2:18.673		BEST LAP TIME : 2:19.289		DIFFERENCE : 0.616				
LAP	SECTOR 1	SECTOR 2		SECTOR 3	LAP TIME	MPH	DIFF	TIME OF DAY
1 -	OUTLAP	57.310	142.1	57.591				09:32:57.974
2 -	30.162	54.055	145.2	55.516	2:19.733 D	88.38	0.444	09:35:17.707
3 -	30.134	53.801	144.6	55.592	2:19.527 D	88.51	0.238	09:37:37.234
4 -	30.186	53.435	145.2	55.668	2:19.289 (1)	88.67		09:39:56.523
5 -	29.842	53.563	145.2	55.421	2:18.826 D	88.96		09:42:15.349
6 -	29.817	53.887	144.9	IN PIT	2:32.967 P	80.74	13.678	09:44:48.316
7 -	OUTLAP	55.117	142.1	IN PIT	2:59.491 P	68.81	40.202	09:47:47.807
8 -	OUTLAP	59.496	126.6	IN PIT	3:06.925 P	66.07	47.636	09:50:54.732

P14 45 Am Bob MICHAELIAN			SIN R1 GT4 - Racers Edge Motorsports					
IDEAL LAP TIME : 2:19.091		BEST LAP TIME : 2:19.501		DIFFERENCE : 0.410				
LAP	SECTOR 1	SECTOR 2		SECTOR 3	LAP TIME	MPH	DIFF	TIME OF DAY
1 -	OUTLAP	1:07.080	105.6	58.435				09:34:53.092
2 -	30.339	53.911	144.3	55.596	2:19.846 (2)	88.31	0.345	09:37:12.938
3 -	29.795	53.700	144.0	56.006	2:19.501 (1)	88.53		09:39:32.439
4 -	30.064	54.666	126.3	57.718	2:22.448 (3)	86.70	2.947	09:41:54.887
5 -	30.017	54.094	144.3	1:00.856	2:24.967	85.19	5.466	09:44:19.854
6 -	30.108	56.045	101.3	IN PIT	2:34.980 P	79.69	15.479	09:46:54.834

P15 11 Am Tony GAPLES			Chevrolet Camaro GT4 - Blackdog Speed Shop					
IDEAL LAP TIME : 2:19.561		BEST LAP TIME : 2:19.561		DIFFERENCE : 0.000				
LAP	SECTOR 1	SECTOR 2		SECTOR 3	LAP TIME	MPH	DIFF	TIME OF DAY
1 -	OUTLAP	1:03.532	120.2	59.619				09:33:15.970
2 -	30.405	53.786	145.2	56.295	2:20.486 (2)	87.91	0.925	09:35:36.456
3 -	30.112	53.666	145.8	55.783	2:19.561 (1)	88.49		09:37:56.017
4 -	30.398	54.077	145.8	56.556	2:21.031 (3)	87.57	1.470	09:40:17.048
5 -	34.533	57.596	110.7	IN PIT	2:40.633 P	76.88	21.072	09:42:57.681

P16 04 Am George KURTZ			McLaren 570S GT4 - GMG Racing					
IDEAL LAP TIME : 2:19.543		BEST LAP TIME : 2:19.750		DIFFERENCE : 0.207				
LAP	SECTOR 1	SECTOR 2		SECTOR 3	LAP TIME	MPH	DIFF	TIME OF DAY
1 -	OUTLAP	1:08.455	117.3	1:08.145				09:34:26.803
2 -	30.320	53.630	148.1	56.038	2:19.988 (2)	88.22	0.238	09:36:46.791
3 -	30.111	53.607	148.7	56.469	2:20.187 (3)	88.10	0.437	09:39:06.978
4 -	30.147	53.992	149.4	56.376	2:20.515	87.89	0.765	09:41:27.493
5 -	30.100	53.405	148.7	56.245	2:19.750 (1)	88.37		09:43:47.243
6 -	31.663	57.380	126.3	IN PIT	2:32.960 P	80.74	13.210	09:46:20.203

Circuit of the Americas

Circuit Length = 3.4308 miles

Start: 09:30 Flag 09:50 End: 09:53

Weather / Track : Sunny / Dry

Grand Prix of Texas

GTS

QUALIFYING - ROUND 15 -Saturday September 2nd 2017 - SECTOR ANALYSIS

SECTOR 1 = FL to I1, SECTOR 2 = I1 to I2, SECTOR 3 = I2 to FL, DIFF = Difference To Personal Best Lap, P = Crossed Finish Line in Pit Lane, D = Time Disallowed

P17 64 Am Brett MEREDITH		Porsche Cayman GT4 Clubsport MR - GMG Racing						
IDEAL LAP TIME : 2:20.415		BEST LAP TIME : 2:20.473		DIFFERENCE : 0.058				
LAP	SECTOR 1	SECTOR 2		SECTOR 3	LAP TIME	MPH	DIFF	TIME OF DAY
1 -	OUTLAP	1:11.476	88.7	1:00.791				09:33:41.000
2 -	30.500	55.221	143.7	1:02.410	2:28.131 (3)	83.37	7.658	09:36:09.131
3 -	30.351	54.275	146.8	55.847	2:20.473 (1)	87.92		09:38:29.604
4 -	30.293	54.690	146.8	56.171	2:21.154 (2)	87.49	0.681	09:40:50.758
5 -	32.284	59.993	125.6	IN PIT	2:34.807 P	79.78	14.334	09:43:25.565

P18 22 Am Cody ELLSWORTH		Porsche Cayman GT4 Clubsport MR - CRP Racing						
IDEAL LAP TIME : 2:20.476		BEST LAP TIME : 2:20.507		DIFFERENCE : 0.031				
LAP	SECTOR 1	SECTOR 2		SECTOR 3	LAP TIME	MPH	DIFF	TIME OF DAY
1 -	OUTLAP	1:08.161	71.2	1:06.988				09:33:50.368
2 -	30.434	53.730	145.5	56.343	2:20.507 (1)	87.90		09:36:10.875
3 -	33.941	55.781	144.6	58.054	2:27.776 (3)	83.57	7.269	09:38:38.651
4 -	30.542	53.791	145.2	56.312	2:20.645 (2)	87.81	0.138	09:40:59.296
5 -	31.737	56.239	145.8	IN PIT	2:30.344 P	82.15	9.837	09:43:29.640

P19 7 Am Carter YEUNG		Porsche Cayman GT4 Clubsport MR - GMG Racing						
IDEAL LAP TIME : 2:20.590		BEST LAP TIME : 2:20.718		DIFFERENCE : 0.128				
LAP	SECTOR 1	SECTOR 2		SECTOR 3	LAP TIME	MPH	DIFF	TIME OF DAY
1 -	OUTLAP	57.764	141.2	58.216				09:33:02.909
2 -	30.308	54.266	147.8	56.144	2:20.718 (1)	87.77		09:35:23.627
3 -	30.323	54.149	146.2	56.933	2:21.405 (2)	87.34	0.687	09:37:45.032
4 -	30.557	54.650	147.8	56.482	2:21.689 (3)	87.16	0.971	09:40:06.721
5 -	30.297	54.742	147.4	IN PIT	2:30.319 P	82.16	9.601	09:42:37.040

P20 017 Am Adam MERZON		Porsche Cayman GT4 Clubsport MR - Case-it Racing						
IDEAL LAP TIME : 2:20.767		BEST LAP TIME : 2:21.183		DIFFERENCE : 0.416				
LAP	SECTOR 1	SECTOR 2		SECTOR 3	LAP TIME	MPH	DIFF	TIME OF DAY
1 -	OUTLAP	1:11.677	103.2	58.918				09:33:32.783
2 -	30.626	54.196	146.2	56.361	2:21.183 (1)	87.48		09:35:53.966
3 -	30.759	54.179	146.2	56.207	2:21.445 D	87.50		09:38:15.111
4 -	30.381	54.525	145.8	56.721	2:21.627 (2)	87.20	0.444	09:40:36.738
5 -	30.728	54.789	146.5	57.261	2:22.778	86.50	1.595	09:42:59.516
6 -	30.973	56.517	145.5	57.560	2:25.050	85.14	3.867	09:45:24.566
7 -	30.412	54.918	147.1	57.331	2:22.661 (3)	86.57	1.478	09:47:47.227
8 -	38.073	1:03.516	130.5	IN PIT	2:50.589 P	72.40	29.406	09:50:37.816

P21 9 Am Bill ZIEGLER		KTM Xbow GT4 - ANSA Motorsports						
IDEAL LAP TIME : 2:21.692		BEST LAP TIME : 2:21.986		DIFFERENCE : 0.294				
LAP	SECTOR 1	SECTOR 2		SECTOR 3	LAP TIME	MPH	DIFF	TIME OF DAY
1 -	OUTLAP	1:11.642	102.4	1:03.355				09:33:39.449
2 -	31.193	54.631	136.9	58.094	2:23.918	85.81	1.932	09:36:03.367
3 -	30.755	54.550	137.7	58.058	2:23.363	86.15	1.377	09:38:26.730
4 -	30.351	54.836	135.8	58.215	2:23.402	86.12	1.416	09:40:50.132
5 -	33.533	55.563	138.6	58.580	2:27.676	83.63	5.690	09:43:17.808
6 -	30.798	54.567	139.2	57.552	2:22.917 (3)	86.42	0.931	09:45:40.725
7 -	30.565	54.431	140.1	56.990	2:21.986 (1)	86.98		09:48:02.711
8 -	30.501	54.351	140.9	57.541	2:22.393 (2)	86.73	0.407	09:50:25.104

Weather / Track : Sunny / Dry

Circuit of the Americas
 Circuit Length = 3.4308 miles
 Start: 09:30 Flag 09:50 End: 09:53

Grand Prix of Texas

GTS

QUALIFYING - ROUND 15 -Saturday September 2nd 2017 - SECTOR ANALYSIS

SECTOR 1 = FL to I1, SECTOR 2 = I1 to I2, SECTOR 3 = I2 to FL, DIFF = Difference To Personal Best Lap, P = Crossed Finish Line in Pit Lane, D = Time Disallowed

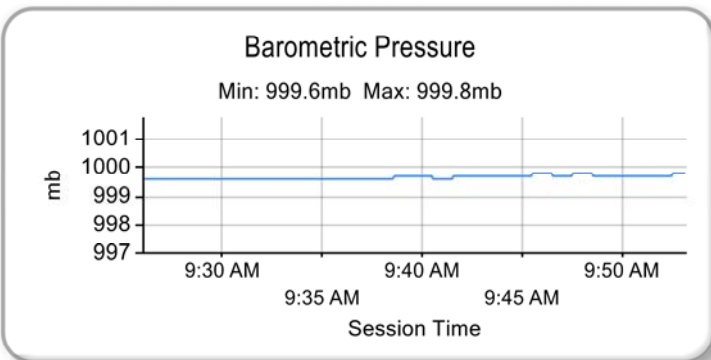
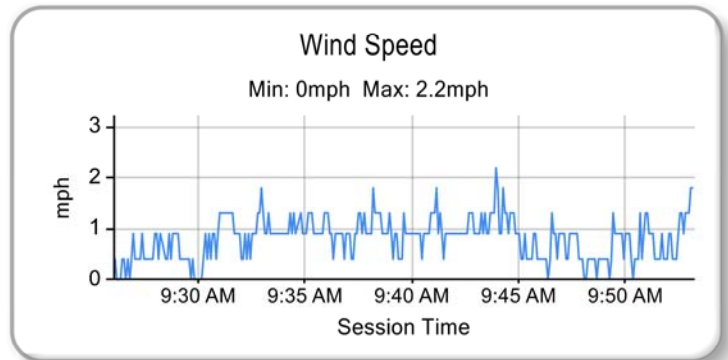
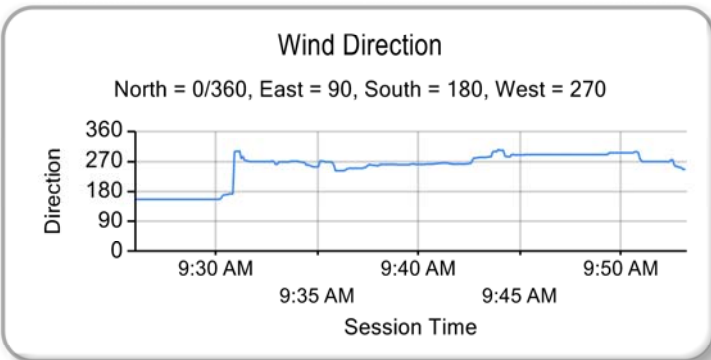

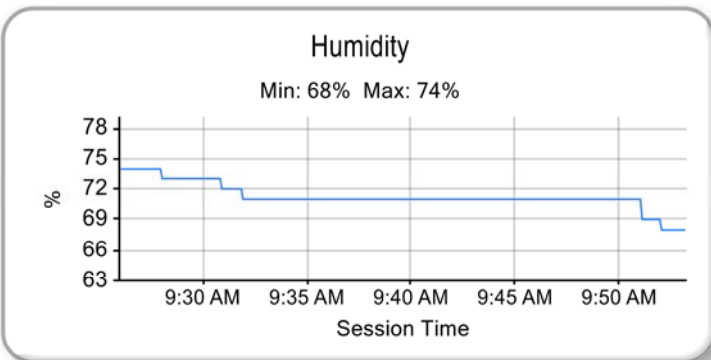
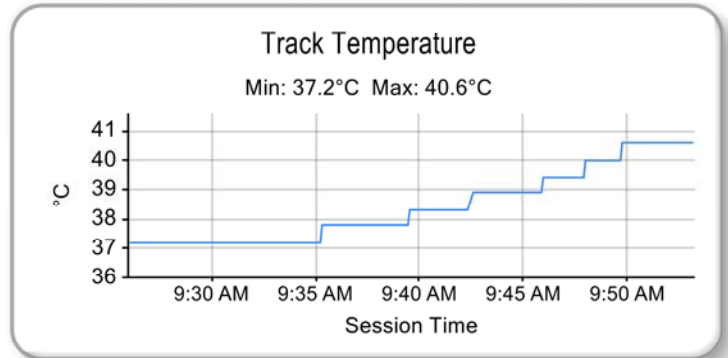
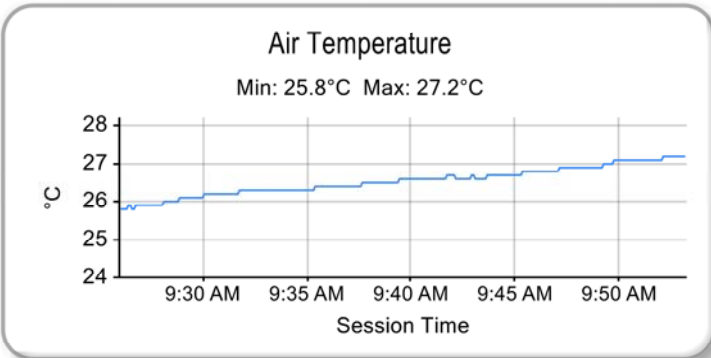
P22 24 Am Frank GANNETT		Ginetta G55 - Ian Lacy Racing						
IDEAL LAP TIME : 2:21.461		BEST LAP TIME : 2:22.005		DIFFERENCE : 0.544				
LAP	SECTOR 1	SECTOR 2		SECTOR 3	LAP TIME	MPH	DIFF	TIME OF DAY
1 -	OUTLAP	1:09.825	114.1	1:05.543				09:34:35.184
2 -	31.296	54.901	140.1	56.790	2:22.987	86.37	0.982	09:36:58.171
3 -	30.629	54.502	140.6	59.330	2:24.461	85.49	2.456	09:39:22.632
4 -	31.234	54.042	141.8	57.183	2:22.459 (2)	86.69	0.454	09:41:45.091
5 -	30.819	54.419	141.5	57.387	2:22.625 (3)	86.59	0.620	09:44:07.716
6 -	30.836	54.272	141.5	56.897	2:22.005 (1)	86.97		09:46:29.721
7 -	30.989	54.880	139.8	56.861	2:22.730	86.53	0.725	09:48:52.451
8 -	30.948	55.125	139.5	57.183	2:23.256	86.21	1.251	09:51:15.707

P23 62 Am Mark KLENIN		McLaren 570S GT4 - KPR						
IDEAL LAP TIME : 2:21.903		BEST LAP TIME : 2:22.159		DIFFERENCE : 0.256				
LAP	SECTOR 1	SECTOR 2		SECTOR 3	LAP TIME	MPH	DIFF	TIME OF DAY
1 -	OUTLAP	57.827	146.5	58.037				09:33:09.263
2 -	31.096	54.621	146.2	57.489	2:23.206	86.24	1.047	09:35:32.469
3 -	30.886	54.174	144.9	57.099	2:22.159 (1)	86.88		09:37:54.628
4 -	30.630	54.433	146.5	57.176	2:22.239 (2)	86.83	0.080	09:40:16.867
5 -	31.366	54.830	147.1	57.150	2:23.346	86.16	1.187	09:42:40.213
6 -	30.862	54.825	146.8	57.428	2:23.115	86.30	0.956	09:45:03.328
7 -	31.058	54.444	147.1	57.392	2:22.894 (3)	86.43	0.735	09:47:26.222
8 -	31.275	58.946	114.5	IN PIT	2:37.826 P	78.25	15.667	09:50:04.048

Grand Prix of Texas

GTS

QUALIFYING - ROUND 15 -Saturday September 2nd 2017 - WEATHER CONDITIONS



Weather / Track : Sunny / Dry

Results can be found at www.tsl-timing.com

Circuit of the Americas
Circuit Length = 3.4308 miles
Start: 09:30 Flag 09:50 End: 09:53

Printed - 10:07 Saturday, September 2, 2017

Grand Prix of Texas

GTS

ROUND 15 -Saturday September 2nd 2017 - GRID (50 minutes) - AMENDED



ROW 13		25	19 Parker CHASE	<i>GTS - Pro</i>		
ROW 12	24	69 Harry GOTTSACKER	<i>GTS - Pro</i>	23	62 Mark KLENIN	<i>GTS - Am</i>
ROW 11	22	24 Frank GANNETT	<i>GTS - Am</i>	21	9 Bill ZIEGLER	<i>GTS - Am</i>
ROW 10	20	017 Adam MERZON	<i>GTS - Am</i>	19	7 Carter YEUNG	<i>GTS - Am</i>
ROW 9	18	11 Tony GAPLES	<i>GTS - Am</i>	17	22 Cody ELLSWORTH	<i>GTS - Am</i>
ROW 8	16	64 Brett MEREDITH	<i>GTS - Am</i>	15	04 George KURTZ	<i>GTS - Am</i>
ROW 7	14	45 Bob MICHAELIAN	<i>GTS - Am</i>	13	2 Jason BELL	<i>GTS - Am</i>
ROW 6	12	14 Nate STACY	<i>GTS - Pro</i>	11	80 Martin BARKEY	<i>GTS - Pro</i>
ROW 5	10	47 Keith JENSEN	<i>GTS - Am</i>	9	99 Jeff COURTNEY	<i>GTS - Pro</i>
ROW 4	8	46 Scott DOLLAHITE	<i>GTS - Pro</i>	7	10 Lawson ASCHENBACH	<i>GTS - Pro</i>
ROW 3	6	12 Drew STAVELEY	<i>GTS - Pro</i>	5		
ROW 2	4	25 Dakota DICKERSON	<i>GTS - Am</i>	3	3 Rodrigo BAPTISTA	<i>GTS - Pro</i>
ROW 1	2			1	50 Ian JAMES	<i>GTS - Pro</i>

Pole

Cars #11 & #99 - 3 position grid penalty (Stewards' decision No.12 & No.13 - Utah)
 Cars #69 & #19 - Moved to back of grid

Circuit of the Americas
 Circuit Length = 3.4308 miles

These results are provisional until the conclusion of any judicial and technical matters.

Chief Steward :	Chief of Timing
-----------------	-----------------

Results can be found at www.tsl-timing.com

Printed - 11:58 Saturday, September 2, 2017



Grand Prix of Texas

GTS

ROUND 15 -Saturday September 2nd 2017 - CLASSIFICATION - FINAL



POS	NO	CL	PIC NAME	ENTRY	LAPS	TIME	GAP	DIFF	MPH	BEST	ON
1	50	Pro	1 Ian JAMES	Panoz Avezzano GT - Team Panoz Racing	22	51:59.618			86.88	2:20.977	10
2	19	Pro	2 Parker CHASE	Ginetta G55 - Performance Motorsports Group	22	51:59.733	0.115	0.115	86.88	2:20.226	4
3	3	Pro	3 Rodrigo BAPTISTA	Porsche Cayman GT4 Clubsport MR - Flying Lizard	22	52:04.406	4.788	4.673	86.75	2:20.678	11
4	69	Pro	4 Harry GOTTSACKER	Ginetta G55 - Performance Motorsports Group	22	52:15.852	16.234	11.446	86.43	2:19.981	6
5	10	Pro	5 Lawson ASCHENBACH	Chevrolet Camaro GT4 - Blackdog Speed Shop	22	52:24.573	24.955	8.721	86.19	2:21.567	3
6	99	Pro	6 Jeff COURTNEY	Maserati GT4 - JCR Motorsports	22	52:24.724	25.106	0.151	86.19	2:20.144	4
7	12	Pro	7 Drew STAVELEY	Ginetta G55 - Ian Lacy Racing	22	52:25.242	25.624	0.518	86.17	2:20.837	2
8	80	Pro	8 Martin BARKEY	KTM Xbow GT4 - Mantella Autosports	22	52:25.808	26.190	0.566	86.16	2:20.378	5
9	14	Pro	9 Nate STACY	Porsche Cayman GT4 Clubsport MR - Flying Lizard	22	52:35.826	36.208	10.018	85.89	2:21.947	11
10	04	Am	1 George KURTZ	McLaren 570S GT4 - GMG Racing	22	52:37.862	38.244	2.036	85.83	2:21.687	6
11	11	Am	2 Tony GAPLES	Chevrolet Camaro GT4 - Blackdog Speed Shop	22	53:09.727	1:10.109	31.865	84.97	2:23.161	12
12	7	Am	3 Carter YEUNG	Porsche Cayman GT4 Clubsport MR - GMG Racing	22	53:11.002	1:11.384	1.275	84.94	2:22.552	4
13	24	Am	4 Frank GANNETT	Ginetta G55 - Ian Lacy Racing	22	53:39.717	1:40.099	28.715	84.18	2:23.002	4
14	62	Am	5 Mark KLENIN	McLaren 570S GT4 - KPR	22	53:44.876	1:45.258	5.159	84.05	2:22.952	4
15	017	Am	6 Adam MERZON	Porsche Cayman GT4 Clubsport MR - Case-it Racir	22	53:54.082	1:54.464	9.206	83.81	2:24.378	3
16	9	Am	7 Bill ZIEGLER	KTM Xbow GT4 - ANSA Motorsports	22	53:54.462	1:54.844	0.380	83.80	2:24.823	6
17	25	Am	8 Dakota DICKERSON	KTM Xbow GT4 - ANSA Motorsports	20	47:17.068	2 Laps	2 Laps	86.83	2:21.003	3
18	64	Am	9 Brett MEREDITH	Porsche Cayman GT4 Clubsport MR - GMG Racing	19	46:32.004	3 Laps	1 Lap	83.81	2:22.455	2
19	47	Am	10 Keith JENSEN	Porsche Cayman GT4 Clubsport MR - NOLAsport	13	31:26.003	9 Laps	6 Laps	84.78	2:22.156	6
20	45	Am	11 Bob MICHAELIAN	SIN R1 GT4 - Racers Edge Motorsports	13	32:19.912	9 Laps	53.909	82.42	2:22.329	3

NOT CLASSIFIED

NC	22	Am	Cody ELLSWORTH	Porsche Cayman GT4 Clubsport MR - CRP Racing	7	16:53.933	15 Laps	6 Laps	84.61	2:22.590	2
NC	2	Am	Jason BELL	SIN R1 GT4 - Racers Edge Motorsports	3	12:33.145	19 Laps	4 Laps	48.31		
DQ	46*	Pro	Scott DOLLAHITE	Lotus Evora - SDR Motorsports	0						

FASTEST LAP

69	Pro	Harry GOTTSACKER	Ginetta G55 - Performance Motorsports Group	6	2:19.981	88.23 mph	141.99 kph
25	Am	Dakota DICKERSON	KTM Xbow GT4 - ANSA Motorsports	3	2:21.003	87.59 mph	140.96 kph

Car #46 - Loss of Points, Position, Prize money and Lap Times / Move to back of Grid for R2 - TR 2.2.3 - Technical infraction #007

Weather / Track : Sunny / Dry

These results are provisional until the conclusion of any judicial and technical matters.

Circuit of the Americas

Circuit Length = 3.4308 miles

Start: 13:44 Flag 14:36 End: 14:42

Chief Steward :

Chief of Timing

Results can be found at www.tsl-timing.com

Printed - 18:08 Saturday, September 2, 2017



Grand Prix of Texas

GTSA

ROUND 15 -Saturday September 2nd 2017 - CLASSIFICATION - FINAL



POS	NO	CL	PIC NAME	ENTRY	LAPS	TIME	GAP	DIFF	MPH	BEST	ON
1	04	Am	1 George KURTZ	McLaren 570S GT4 - GMG Racing	22	52:37.862			85.83	2:21.687	6
2	11	Am	2 Tony GAPLES	Chevrolet Camaro GT4 - Blackdog Speed Shop	22	53:09.727	31.865	31.865	84.97	2:23.161	12
3	7	Am	3 Carter YEUNG	Porsche Cayman GT4 Clubsport MR - GMG Racing	22	53:11.002	33.140	1.275	84.94	2:22.552	4
4	24	Am	4 Frank GANNETT	Ginetta G55 - Ian Lacy Racing	22	53:39.717	1:01.855	28.715	84.18	2:23.002	4
5	62	Am	5 Mark KLENIN	McLaren 570S GT4 - KPR	22	53:44.876	1:07.014	5.159	84.05	2:22.952	4
6	017	Am	6 Adam MERZON	Porsche Cayman GT4 Clubsport MR - Case-it Racir	22	53:54.082	1:16.220	9.206	83.81	2:24.378	3
7	9	Am	7 Bill ZIEGLER	KTM Xbow GT4 - ANSA Motorsports	22	53:54.462	1:16.600	0.380	83.80	2:24.823	6
8	25	Am	8 Dakota DICKERSON	KTM Xbow GT4 - ANSA Motorsports	20	47:17.068	2 Laps	2 Laps	86.83	2:21.003	3
9	64	Am	9 Brett MEREDITH	Porsche Cayman GT4 Clubsport MR - GMG Racing	19	46:32.004	3 Laps	1 Lap	83.81	2:22.455	2
10	47	Am	10 Keith JENSEN	Porsche Cayman GT4 Clubsport MR - NOLA Sport	13	31:26.003	9 Laps	6 Laps	84.78	2:22.156	6
11	45	Am	11 Bob MICHAELIAN	SIN R1 GT4 - Racers Edge Motorsports	13	32:19.912	9 Laps	53.909	82.42	2:22.329	3

NOT CLASSIFIED

NC	22	Am	Cody ELLSWORTH	Porsche Cayman GT4 Clubsport MR - CRP Racing	7	16:53.933	15 Laps	6 Laps	84.61	2:22.590	2
NC	2	Am	Jason BELL	SIN R1 GT4 - Racers Edge Motorsports	3	12:33.145	19 Laps	4 Laps	48.31		

FASTEST LAP

25	Am	Dakota DICKERSON	KTM Xbow GT4 - ANSA Motorsports	3	2:21.003	87.59 mph	140.96 kph
----	----	------------------	---------------------------------	---	----------	-----------	------------

Weather / Track : Sunny / Dry

These results are provisional until the conclusion of any judicial and technical matters.

Circuit of the Americas

Circuit Length = 3.4308 miles

Start: 13:44 Flag 14:36 End: 14:42

Chief Steward :

Chief of Timing

Results can be found at www.tsl-timing.com

Printed - 14:46 Saturday, September 2, 2017



Grand Prix of Texas

GTS

ROUND 15 -Saturday September 2nd 2017 - BEST SECTORS

SECTOR 1			SECTOR 2			SECTOR 3			IDEAL / BEST COMPARISON						
POS	NO	NAME	TIME	NO	NAME	TIME	NO	NAME	TIME	POS	NO	NAME	IDEAL	BEST	DIFF
													PERFECT LAP	2:19.299	
1	3	BAPTISTA	30.208	99	COURTNEY	53.480	69	GOTTSACKER	55.611	1	69	GOTTSACKER	2:19.773	2:19.981	0.208
2	46	DOLLAHITE	30.212	12	STAVELEY	53.683	19	CHASE	55.851	2	46	DOLLAHITE	2:19.910	2:20.334	0.424
3	50	JAMES	30.299	50	JAMES	53.693	46	DOLLAHITE	55.970	3	99	COURTNEY	2:20.085	2:20.144	0.059
4	99	COURTNEY	30.313	46	DOLLAHITE	53.728	25	DICKERSON	56.022	4	19	CHASE	2:20.124	2:20.226	0.102
5	69	GOTTSACKER	30.362	04	KURTZ	53.768	80	BARKEY	56.069	5	80	BARKEY	2:20.313	2:20.378	0.065
6	80	BARKEY	30.375	69	GOTTSACKER	53.800	12	STAVELEY	56.229	6	50	JAMES	2:20.356	2:20.977	0.621
7	19	CHASE	30.385	80	BARKEY	53.869	99	COURTNEY	56.292	7	25	DICKERSON	2:20.466	2:21.003	0.537
8	04	KURTZ	30.397	19	CHASE	53.888	3	BAPTISTA	56.306	8	12	STAVELEY	2:20.481	2:20.837	0.356
9	47	JENSEN	30.427	25	DICKERSON	53.932	50	JAMES	56.364	9	3	BAPTISTA	2:20.559	2:20.678	0.119
10	10	ASCHENBACH	30.463	10	ASCHENBACH	54.018	10	ASCHENBACH	56.652	10	04	KURTZ	2:21.034	2:21.687	0.653
11	25	DICKERSON	30.512	3	BAPTISTA	54.045	47	JENSEN	56.723	11	10	ASCHENBACH	2:21.133	2:21.567	0.434
12	12	STAVELEY	30.569	45	MICHAELIAN	54.114	14	STACY	56.743	12	14	STACY	2:21.534	2:21.947	0.413
13	14	STACY	30.574	14	STACY	54.217	64	MEREDITH	56.861	13	47	JENSEN	2:21.654	2:22.156	0.502
14	62	KLENIN	30.627	47	JENSEN	54.504	04	KURTZ	56.869	14	45	MICHAELIAN	2:21.912	2:22.329	0.417
15	64	MEREDITH	30.662	24	GANNETT	54.507	22	ELLSWORTH	56.892	15	64	MEREDITH	2:22.052	2:22.455	0.403
16	45	MICHAELIAN	30.676	64	MEREDITH	54.529	7	YEUNG	56.930	16	22	ELLSWORTH	2:22.358	2:22.590	0.232
17	22	ELLSWORTH	30.744	62	KLENIN	54.605	45	MICHAELIAN	57.122	17	7	YEUNG	2:22.552	2:22.552	0.000
18	7	YEUNG	30.765	22	ELLSWORTH	54.722	11	GAPLES	57.235	18	62	KLENIN	2:22.577	2:22.952	0.375
19	11	GAPLES	30.807	7	YEUNG	54.857	62	KLENIN	57.345	19	24	GANNETT	2:22.785	2:23.002	0.217
20	24	GANNETT	30.891	11	GAPLES	54.926	24	GANNETT	57.387	20	11	GAPLES	2:22.968	2:23.161	0.193
21	017	MERZON	31.104	9	ZIEGLER	55.157	9	ZIEGLER	57.763	21	9	ZIEGLER	2:24.047	2:24.823	0.776
22	9	ZIEGLER	31.127	017	MERZON	55.234	017	MERZON	58.040	22	017	MERZON	2:24.378	2:24.378	0.000
23	2	BELL	32.196	2	BELL	56.695	2	BELL	1:00.155	23	2	BELL	2:29.046		

Weather / Track : Sunny / Dry

Circuit of the Americas
 Circuit Length = 3.4308 miles
 Start: 13:44 Flag 14:36 End: 14:42

Results can be found at www.tsl-timing.com

Printed - 14:43 Saturday, September 2, 2017

Grand Prix of Texas

GTS

ROUND 15 -Saturday September 2nd 2017 - BEST SPEEDS

POS	INTERMEDIATE 1		INTERMEDIATE 2		FINISH LINE		
	NO	NAME	MPH	NO	NAME	MPH	
1			04	KURTZ	150.4		
2			62	KLENIN	149.1		
3			7	YEUNG	147.1		
4			10	ASCHENBACH	146.8		
5			45	MICHAELIAN	146.2		
6			64	MEREDITH	145.8		
7			46	DOLLAHITE	145.5		
8			14	STACY	145.5		
9			3	BAPTISTA	145.2		
10			11	GAPLES	145.2		
11			47	JENSEN	144.9		
12			22	ELLSWORTH	144.6		
13			017	MERZON	144.3		
14			99	COURTNEY	144.0		
15			12	STAVELEY	143.0		
16			50	JAMES	142.4		
17			69	GOTTSACKER	142.4		
18			80	BARKEY	142.1		
19			19	CHASE	141.2		
20			24	GANNETT	141.2		
21			9	ZIEGLER	140.1		
22			25	DICKERSON	139.8		
23			2	BELL	138.9		

Weather / Track : Sunny / Dry

Results can be found at www.tsl-timing.com

Circuit of the Americas
Circuit Length = 3.4308 miles
Start: 13:44 Flag 14:36 End: 14:42

Printed - 14:44 Saturday, September 2, 2017

Grand Prix of Texas

GTS

ROUND 15 -Saturday September 2nd 2017 - LAP CHART

LAP 1 @ 13:46:51.324			LAP 2 @ 13:49:12.422			LAP 3 @ 13:51:33.425			LAP 4 @ 13:53:54.631			LAP 5 @ 13:56:15.724		
NO	BEHIND	LAP TIME	NO	BEHIND	LAP TIME	NO	BEHIND	LAP TIME	NO	BEHIND	LAP TIME	NO	BEHIND	LAP TIME
25		2:23.413	25		2:21.098	25		2:21.003	25		2:21.206	25		2:21.093
50	1.107	2:24.520	50	1.421	2:21.412	50	1.774	2:21.356	50	1.775	2:21.207	50	1.915	2:21.233
3	1.465	2:24.878	3	1.867	2:21.500	3	2.428	2:21.564	3	2.218	2:20.996	3	2.261	2:21.136
10	1.821	2:25.234	10	2.500	2:21.777	10	3.064	2:21.567	10	3.629	2:21.771	10	4.526	2:21.990
46	2.362	2:25.775	46	2.672	2:21.408	46	3.238	2:21.569	46	4.013	2:21.981	46	4.686	2:21.766
47	3.349	2:26.762	12	3.168	2:20.837	12	3.526	2:21.361	12	4.405	2:22.085	12	4.886	2:21.574
12	3.429	2:26.842	47	5.397	2:23.146	99	7.145	2:22.269	99	6.083	2:20.144	19	5.958	2:20.537
99	4.110	2:27.523	99	5.879	2:22.867	19	7.494	2:21.665	19	6.514	2:20.226	99	6.536	2:21.546
80	4.656	2:28.069	80	6.263	2:22.705	80	8.237	2:22.977	80	8.134	2:21.103	80	7.419	2:20.378
14	4.986	2:28.399	19	6.832	2:21.559	47	8.684	2:24.290	69	10.263	2:22.617	69	10.212	2:21.042
04	5.335	2:28.748	14	7.349	2:23.461	69	8.852	2:21.526	04	10.309	2:22.346	04	11.767	2:22.551
19	6.371	2:29.784	04	7.903	2:23.666	04	9.169	2:22.269	47	12.071	2:24.593	47	13.653	2:22.675
7	7.809	2:31.222	69	8.329	2:20.942	14	9.866	2:23.520	14	12.456	2:23.796	14	14.131	2:22.768
45	8.323	2:31.736	7	9.905	2:23.194	45	11.634	2:22.329	45	13.467	2:23.039	45	14.875	2:22.501
69	8.485	2:31.898	45	10.308	2:23.083	7	13.282	2:24.380	7	14.628	2:22.552	7	16.976	2:23.441
22	9.295	2:32.708	22	10.787	2:22.590	64	13.921	2:23.614	64	15.515	2:22.800	22	18.288	2:23.504
64	9.953	2:33.366	64	11.310	2:22.455	22	14.303	2:24.519	22	15.877	2:22.780	62	20.294	2:24.625
62	10.507	2:33.920	62	12.655	2:23.246	62	15.016	2:23.364	62	16.762	2:22.952	24	21.072	2:23.540
24	11.224	2:34.637	24	14.314	2:24.188	24	16.829	2:23.518	24	18.625	2:23.002	11	22.600	2:24.044
11	12.086	2:35.499	11	14.807	2:23.819	11	17.303	2:23.499	11	19.649	2:23.552	64	23.455	2:29.033 P
017	12.704	2:36.117	017	16.516	2:24.910	017	19.891	2:24.378	017	24.285	2:25.600	017	28.485	2:25.293
9	14.646	2:38.059	9	20.952	2:27.404	9	25.952	2:26.003	9	29.787	2:25.041	9	33.670	2:24.976
2	25.621	2:49.034	2	41.537	2:37.014 P							2	2 Laps	7:07.097 P

Weather / Track : Sunny / Dry

Circuit of the Americas
 Circuit Length = 3.4308 miles
 Start: 13:44 Flag 14:36 End: 14:42

Grand Prix of Texas

GTS

ROUND 15 -Saturday September 2nd 2017 - LAP CHART

LAP 6 @ 13:58:37.177			LAP 7 @ 14:00:58.772			LAP 8 @ 14:03:20.091			LAP 9 @ 14:05:41.132			LAP 10 @ 14:08:02.200		
NO	BEHIND	LAP TIME	NO	BEHIND	LAP TIME	NO	BEHIND	LAP TIME	NO	BEHIND	LAP TIME	NO	BEHIND	LAP TIME
25		2:21.453	25		2:21.595	25		2:21.319	25		2:21.041	25		2:21.068
50	1.606	2:21.144	50	1.276	2:21.265	50	1.009	2:21.052	50	1.035	2:21.067	50	0.944	2:20.977
3	1.876	2:21.068	46	2.334	2:20.362	46	1.913	2:20.898	46	1.702	2:20.830	46	1.406	2:20.772
46	3.567	2:20.334	3	3.355	2:23.074	3	3.244	2:21.208	3	3.325	2:21.122	3	3.690	2:21.433
10	5.424	2:22.351	10	6.438	2:22.609	19	7.066	2:21.718	19	7.249	2:21.224	19	7.312	2:21.131
19	5.603	2:21.098	19	6.667	2:22.659	10	7.935	2:22.816	10	8.826	2:21.932	10	9.651	2:21.893
12	5.944	2:22.511	99	7.509	2:22.673	99	8.256	2:22.066	99	9.366	2:22.151	99	10.077	2:21.779
99	6.431	2:21.348	12	7.846	2:23.497	12	8.473	2:21.946	12	9.782	2:22.350	12	10.395	2:21.681
80	7.464	2:21.498	80	8.431	2:22.562	80	9.170	2:22.058	80	10.507	2:22.378	69	11.016	2:21.372
69	8.740	2:19.981	69	8.596	2:21.451	69	9.324	2:22.047	69	10.712	2:22.429	80	11.929	2:22.490
04	12.001	2:21.687	04	13.372	2:22.966	04	14.861	2:22.808	04	16.219	2:22.399	04	17.720	2:22.569
47	14.356	2:22.156	47	15.494	2:22.733	47	17.733	2:23.558	47	20.836	2:24.144	14	23.163	2:23.104
14	15.012	2:22.334	14	15.986	2:22.569	14	17.916	2:23.249	14	21.127	2:24.252	47	23.865	2:24.097
45	16.019	2:22.597	45	17.348	2:22.924	45	18.897	2:22.868	45	21.796	2:23.940	45	24.686	2:23.958
7	19.486	2:23.963	7	22.415	2:24.524	7	25.732	2:24.636	7	29.503	2:24.812	7	33.274	2:24.839
22	19.947	2:23.112	22	23.072	2:24.720	62	31.633	2:25.005	11	36.699	2:25.471	11	39.125	2:23.494
62	24.215	2:25.374	62	27.947	2:25.327	11	32.269	2:24.926	62	37.155	2:26.563	62	41.382	2:25.295
24	24.478	2:24.859	11	28.662	2:25.010	24	32.396	2:24.679	24	37.763	2:26.408	24	41.965	2:25.270
11	25.247	2:24.100	24	29.036	2:26.153	017	40.645	2:25.466	017	45.328	2:25.724	017	51.303	2:27.043
017	32.653	2:25.621	017	36.498	2:25.440	9	45.493	2:25.953	9	51.247	2:26.795	9	55.282	2:25.103
9	37.040	2:24.823	9	40.859	2:25.414	64	59.746	2:24.707	64	1:02.424	2:23.719	64	1:05.533	2:24.177
64	45.606	2:43.604	64	56.358	2:32.347									

Weather / Track : Sunny / Dry

Grand Prix of Texas

GTS

ROUND 15 -Saturday September 2nd 2017 - LAP CHART

LAP 11 @ 14:10:23.516			LAP 12 @ 14:12:45.164			LAP 13 @ 14:15:07.339			LAP 14 @ 14:17:28.499			LAP 15 @ 14:19:50.130		
NO	BEHIND	LAP TIME	NO	BEHIND	LAP TIME	NO	BEHIND	LAP TIME	NO	BEHIND	LAP TIME	NO	BEHIND	LAP TIME
25		2:21.316	25		2:21.648	46		2:21.708	46		2:21.160	46		2:21.631
46	0.856	2:20.766	46	0.467	2:21.259	50	0.577	2:21.728	50	1.499	2:22.082	50	2.132	2:22.264
50	1.445	2:21.817	50	1.024	2:21.227	25	1.121	2:23.296	25	2.697	2:22.736	25	3.328	2:22.262
3	3.052	2:20.678	3	2.604	2:21.200	3	2.275	2:21.846	3	3.295	2:22.180	3	4.273	2:22.609
19	7.121	2:21.125	19	6.583	2:21.110	19	5.500	2:21.092	19	5.181	2:20.841	19	4.805	2:21.255
10	10.798	2:22.463	10	11.716	2:22.566	10	11.981	2:22.440	10	13.952	2:23.131	10	15.693	2:23.372
99	10.980	2:22.219	99	11.990	2:22.658	99	12.268	2:22.453	69	14.081	2:22.684	69	15.849	2:23.399
69	11.174	2:21.474	12	12.305	2:22.533	69	12.557	2:22.159	99	14.776	2:23.668	80	17.031	2:22.638
12	11.420	2:22.341	69	12.573	2:23.047	80	13.241	2:21.842	80	16.024	2:23.943	12	17.265	2:22.536
80	12.432	2:21.819	80	13.574	2:22.790	12	13.620	2:23.490	12	16.360	2:23.900	99	18.100	2:24.955
04	18.956	2:22.552	04	20.324	2:23.016	04	21.127	2:22.978	04	24.065	2:24.098	04	25.302	2:22.868
14	23.794	2:21.947	14	24.187	2:22.041	14	24.373	2:22.361	14	26.127	2:22.914	14	28.389	2:23.893
47	25.235	2:22.686	47	27.211	2:23.624	7	43.241	2:24.876	7	46.582	2:24.501	7	50.421	2:25.470
45	26.199	2:22.829	45	27.950	2:23.399	11	44.844	2:23.803	11	47.687	2:24.003	11	50.764	2:24.708
7	37.374	2:25.416	7	40.540	2:24.814	47	46.575	2:41.539 P	62	59.014	2:26.298	62	1:05.778	2:28.395
11	41.703	2:23.894	11	43.216	2:23.161	62	53.876	2:26.007	24	59.250	2:26.171	24	1:06.514	2:28.895
62	45.561	2:25.495	62	50.044	2:26.131	24	54.239	2:25.702	017	1:13.389	2:27.195	017	1:19.455	2:27.697
24	46.101	2:25.452	24	50.712	2:26.259	017	1:07.354	2:27.881	9	1:13.829	2:27.136	9	1:19.793	2:27.595
017	56.932	2:26.945	017	1:01.648	2:26.364	9	1:07.853	2:27.260	64	1:23.018	2:24.874	64	1:28.030	2:26.643
9	59.106	2:25.140	9	1:02.768	2:25.310	64	1:19.304	2:25.049						
64	1:12.901	2:28.684	64	1:16.430	2:25.177	45	1:40.484	3:34.709 P						

Weather / Track : Sunny / Dry

Circuit of the Americas
 Circuit Length = 3.4308 miles
 Start: 13:44 Flag 14:36 End: 14:42

Grand Prix of Texas

GTS

ROUND 15 -Saturday September 2nd 2017 - LAP CHART

LAP 16 @ 14:22:11.829			LAP 17 @ 14:24:33.380			LAP 18 @ 14:26:55.481			LAP 19 @ 14:29:17.534			LAP 20 @ 14:31:39.216		
NO	BEHIND	LAP TIME	NO	BEHIND	LAP TIME	NO	BEHIND	LAP TIME	NO	BEHIND	LAP TIME	NO	BEHIND	LAP TIME
46		2:21.699	46		2:21.551	46		2:22.101	46		2:22.053	46		2:21.682
50	2.229	2:21.796	50	2.904	2:22.226	50	2.947	2:22.144	50	2.973	2:22.079	50	3.982	2:22.691
25	3.701	2:22.072	25	4.177	2:22.027	25	3.867	2:21.791	25	4.056	2:22.242	19	5.510	2:22.659
3	4.320	2:21.746	19	5.668	2:22.716	19	5.609	2:22.042	19	4.533	2:20.977	25	5.763	2:23.389
19	4.503	2:21.397	3	6.047	2:23.278	3	6.485	2:22.539	3	6.663	2:22.231	3	6.813	2:21.832
10	17.068	2:23.074	10	19.001	2:23.484	10	21.773	2:24.873	69	21.283	2:21.436	69	20.620	2:21.019
69	17.107	2:22.957	69	19.092	2:23.536	69	21.900	2:24.909	10	24.254	2:24.534	10	25.834	2:23.262
80	17.491	2:22.159	80	19.791	2:23.851	12	22.003	2:23.980	12	24.398	2:24.448	99	26.028	2:23.141
12	17.912	2:22.346	12	20.124	2:23.763	80	22.352	2:24.662	99	24.569	2:23.986	12	26.526	2:23.810
99	18.751	2:22.350	99	20.935	2:23.735	99	22.636	2:23.802	80	25.029	2:24.730	80	27.117	2:23.770
04	26.469	2:22.866	04	27.746	2:22.828	04	28.035	2:22.390	04	29.449	2:23.467	04	30.746	2:22.979
14	30.222	2:23.532	14	32.200	2:23.529	14	33.379	2:23.280	14	34.117	2:22.791	14	35.595	2:23.160
7	53.830	2:25.108	7	57.895	2:25.616	7	1:01.514	2:25.720	11	1:05.021	2:25.343	11	1:08.173	2:24.834
11	54.492	2:25.427	11	58.835	2:25.894	11	1:01.731	2:24.997	7	1:05.636	2:26.175	7	1:09.318	2:25.364
62	1:12.581	2:28.502	24	1:18.331	2:27.086	62	1:22.340	2:26.018	62	1:30.341	2:30.054	24	1:34.242	2:25.295
24	1:12.796	2:27.981	62	1:18.423	2:27.393	24	1:22.939	2:26.709	24	1:30.629	2:29.743	62	1:35.999	2:27.340
017	1:25.687	2:27.931	017	1:32.206	2:28.070	017	1:36.868	2:26.763	017	1:42.011	2:27.196	017	1:48.265	2:27.936
9	1:26.064	2:27.970	9	1:32.504	2:27.991	9	1:37.426	2:27.023	64	1:42.381	2:26.131	9	1:49.080	2:27.643
64	1:31.792	2:25.461	64	1:35.636	2:25.395	64	1:38.303	2:24.768	9	1:43.119	2:27.746			

Weather / Track : Sunny / Dry

Grand Prix of Texas

GTS

ROUND 15 -Saturday September 2nd 2017 - LAP CHART

LAP 21 @ 14:34:01.702			LAP 22 @ 14:36:24.379		
NO	BEHIND	LAP TIME	NO	BEHIND	LAP TIME
46		2:22.486	46		2:22.677
50	3.698	2:22.202	50	3.150	2:22.129
19	4.257	2:21.233	19	3.265	2:21.685
3	7.029	2:22.702	3	7.938	2:23.586
69	19.856	2:21.722	69	19.384	2:22.205
10	27.005	2:23.657	10	28.105	2:23.777
99	27.167	2:23.625	99	28.256	2:23.766
12	27.532	2:23.492	12	28.774	2:23.919
80	28.202	2:23.571	80	29.340	2:23.815
04	30.968	2:22.708	14	39.358	2:24.324
14	37.711	2:24.602	04	41.394	2:33.103
11	1:10.807	2:25.120	11	1:13.259	2:25.129
7	1:12.283	2:25.451	7	1:14.534	2:24.928
24	1:38.328	2:26.572	24	1:43.249	2:27.598
62	1:40.299	2:26.786	62	1:48.408	2:30.786
017	1:52.249	2:26.470	017	1:57.614	2:28.042
9	1:52.777	2:26.183	9	1:57.994	2:27.894

Weather / Track : Sunny / Dry

Results can be found at www.tsl-timing.com

Page 5 of 5

Circuit of the Americas
Circuit Length = 3.4308 miles
Start: 13:44 Flag 14:36 End: 14:42

Printed - 14:44 Saturday, September 2, 2017

Grand Prix of Texas

GTS

ROUND 15 -Saturday September 2nd 2017 - POSITION CHART

No	Name	Lap Pos																							
			1	2	3	4	5	6	7	8	9	10	11	12	13	14	15	16	17	18	19	20	21	22	
50	JAMES	1	25	25	25	25	25	25	25	25	25	25	25	25	25	46	46	46	46	46	46	46	46	46	
3	BAPTISTA	2	50	50	50	50	50	50	50	50	50	50	50	50	46	46	50	50	50	50	50	50	50	50	
25	DICKERSON	3	3	3	3	3	3	3	46	46	46	46	50	50	25	25	25	25	25	25	25	19	19	19	
12	STAVELEY	4	10	10	10	10	10	46	3	3	3	3	3	3	3	3	3	3	19	19	19	25	3	3	
10	ASCHENBACH	5	46	46	46	46	46	10	10	19	19	19	19	19	19	19	19	19	3	3	3	3	69	69	
46	DOLLAHITE	6	47	12	12	12	12	19	19	10	10	10	10	10	10	10	10	10	10	10	69	69	10	10	
99	COURTNEY	7	12	47	99	99	19	12	99	99	99	99	99	99	99	69	69	69	69	69	10	10	99	99	
47	JENSEN	8	99	99	19	19	99	99	12	12	12	12	69	12	69	99	80	80	80	12	12	99	12	12	
80	BARKEY	9	80	80	80	80	80	80	80	80	80	69	12	69	80	80	12	12	12	80	99	12	80	80	
14	STACY	10	14	19	47	69	69	69	69	69	69	80	80	80	12	12	99	99	99	99	80	80	04	14	
2	BELL	11	04	14	69	04	04	04	04	04	04	04	04	04	04	04	04	04	04	04	04	04	14	04	
45	MICHAELIAN	12	19	04	04	47	47	47	47	47	47	14	14	14	14	14	14	14	14	14	14	14	11	11	
04	KURTZ	13	7	69	14	14	14	14	14	14	14	14	47	47	47	7	7	7	7	7	7	11	11	7	7
64	MEREDITH	14	45	7	45	45	45	45	45	45	45	45	45	45	11	11	11	11	11	11	7	7	24	24	
22	ELLSWORTH	15	69	45	7	7	7	7	7	7	7	7	7	7	7	47	62	62	62	24	62	62	24	62	62
11	GAPLES	16	22	22	64	64	22	22	22	22	62	11	11	11	11	62	24	24	24	62	24	24	62	017	017
7	YEUNG	17	64	64	22	22	62	62	62	11	62	62	62	62	24	017	017	017	017	017	017	017	9	9	
017	MERZON	18	62	62	62	62	24	24	11	24	24	24	24	24	017	9	9	9	9	9	9	64	9		
9	ZIEGLER	19	24	24	24	24	11	11	24	017	017	017	017	017	9	64	64	64	64	64	9				
24	GANNETT	20	11	11	11	11	64	017	017	9	9	9	9	9	64										
62	KLENIN	21	017	017	017	017	017	9	9	64	64	64	64	64	45										
69	GOTTSACKER	22	9	9	9	9	9	64	64																
19	CHASE	23	2	2	2																				

Weather / Track : Sunny / Dry

Results can be found at www.tsl-timing.com

Circuit of the Americas
 Circuit Length = 3.4308 miles
 Start: 13:44 Flag 14:36 End: 14:42

Printed - 14:44 Saturday, September 2, 2017

Grand Prix of Texas

GTS

ROUND 15 -Saturday September 2nd 2017 - SECTOR ANALYSIS

SECTOR 1 = FL to I1, SECTOR 2 = I1 to I2, SECTOR 3 = I2 to FL, DIFF = Difference To Personal Best Lap, P = Crossed Finish Line in Pit Lane, D = Time Disallowed

P1 46 Pro		Scott DOLLAHITE			Lotus Evora - SDR Motorsports			
IDEAL LAP TIME : 2:19.910		BEST LAP TIME : 2:20.334			DIFFERENCE : 0.424			
LAP	SECTOR 1	SECTOR 2		SECTOR 3	LAP TIME	MPH	DIFF	TIME OF DAY
1 -		55.615	141.2	56.906	2:25.775	84.72	5.441	13:46:53.686
2 -	30.435	53.793	141.5	57.180	2:21.408	87.34	1.074	13:49:15.094
3 -	30.626	54.474	144.0	56.469	2:21.569	87.24	1.235	13:51:36.663
4 -	30.785	54.124	144.0	57.072	2:21.981	86.98	1.647	13:53:58.644
5 -	31.102	53.728	143.7	56.936	2:21.766	87.12	1.432	13:56:20.410
6 -	30.541	53.823	143.0	55.970	2:20.334 (1)	88.01		13:58:40.744
7 -	30.212	53.804	143.3	56.346	2:20.362 (2)	87.99	0.028	14:01:01.106
8 -	30.314	54.094	142.7	56.490	2:20.898	87.65	0.564	14:03:22.004
9 -	30.394	53.757	140.9	56.679	2:20.830	87.70	0.496	14:05:42.834
10 -	30.357	53.944	140.3	56.471	2:20.772	87.73	0.438	14:08:03.606
11 -	30.429	53.898	145.5	56.439	2:20.766 (3)	87.74	0.432	14:10:24.372
12 -	30.487	54.057	143.0	56.715	2:21.259	87.43	0.925	14:12:45.631
13 -	30.652	53.923	144.6	57.133	2:21.708	87.15	1.374	14:15:07.339
14 -	30.452	54.011	141.5	56.697	2:21.160	87.49	0.826	14:17:28.499
15 -	30.640	54.210	140.1	56.781	2:21.631	87.20	1.297	14:19:50.130
16 -	30.565	54.332	140.6	56.802	2:21.699	87.16	1.365	14:22:11.829
17 -	30.582	54.159	143.0	56.810	2:21.551	87.25	1.217	14:24:33.380
18 -	30.577	54.515	137.5	57.009	2:22.101	86.91	1.767	14:26:55.481
19 -	30.699	54.186	136.9	57.168	2:22.053	86.94	1.719	14:29:17.534
20 -	30.619	54.240	142.4	56.823	2:21.682	87.17	1.348	14:31:39.216
21 -	30.722	54.468	140.1	57.296	2:22.486	86.68	2.152	14:34:01.702
22 -	30.726	54.568	138.3	57.383	2:22.677	86.56	2.343	14:36:24.379

P2 50 Pro		Ian JAMES			Panoz Avezzano GT - Team Panoz Racing			
IDEAL LAP TIME : 2:20.356		BEST LAP TIME : 2:20.977			DIFFERENCE : 0.621			
LAP	SECTOR 1	SECTOR 2		SECTOR 3	LAP TIME	MPH	DIFF	TIME OF DAY
1 -		55.783	137.7	56.634	2:24.520	85.46	3.543	13:46:52.431
2 -	30.571	54.224	137.5	56.617	2:21.412	87.33	0.435	13:49:13.843
3 -	30.697	54.295	140.9	56.364	2:21.356	87.37	0.379	13:51:35.199
4 -	30.516	54.150	138.6	56.541	2:21.207	87.46	0.230	13:53:56.406
5 -	30.526	54.037	136.6	56.670	2:21.233	87.45	0.256	13:56:17.639
6 -	30.299	53.981	140.3	56.864	2:21.144	87.50	0.167	13:58:38.783
7 -	30.751	54.035	136.6	56.479	2:21.265	87.43	0.288	14:01:00.048
8 -	30.704	53.693	135.5	56.655	2:21.052 (2)	87.56	0.075	14:03:21.100
9 -	30.696	53.796	137.5	56.575	2:21.067 (3)	87.55	0.090	14:05:42.167
10 -	30.502	54.033	138.0	56.442	2:20.977 (1)	87.60		14:08:03.144
11 -	30.561	54.139	137.5	57.117	2:21.817	87.09	0.840	14:10:24.961
12 -	30.618	53.782	133.1	56.827	2:21.227	87.45	0.250	14:12:46.188
13 -	30.540	54.285	139.8	56.903	2:21.728	87.14	0.751	14:15:07.916
14 -	30.598	54.218	133.9	57.266	2:22.082	86.92	1.105	14:17:29.998
15 -	30.735	54.302	136.6	57.227	2:22.264	86.81	1.287	14:19:52.262
16 -	30.637	54.315	141.8	56.844	2:21.796	87.10	0.819	14:22:14.058
17 -	30.661	54.456	142.1	57.109	2:22.226	86.84	1.249	14:24:36.284
18 -	30.794	54.425	140.9	56.925	2:22.144	86.89	1.167	14:26:58.428
19 -	30.644	54.544	142.4	56.891	2:22.079	86.92	1.102	14:29:20.507
20 -	30.585	54.246	135.5	57.860	2:22.691	86.55	1.714	14:31:43.198
21 -	30.615	54.514	141.2	57.073	2:22.202	86.85	1.225	14:34:05.400
22 -	30.534	54.447	142.1	57.148	2:22.129	86.89	1.152	14:36:27.529

P3 19 Pro		Parker CHASE			Ginetta G55 - Performance Motorsports Group			
IDEAL LAP TIME : 2:20.124		BEST LAP TIME : 2:20.226			DIFFERENCE : 0.102			
LAP	SECTOR 1	SECTOR 2		SECTOR 3	LAP TIME	MPH	DIFF	TIME OF DAY
1 -		57.412	138.6	56.041	2:29.784	82.45	9.558	13:46:57.695

Circuit of the Americas

Circuit Length = 3.4308 miles

Start: 13:44 Flag 14:36 End: 14:42

Weather / Track : Sunny / Dry

Grand Prix of Texas

GTS

ROUND 15 -Saturday September 2nd 2017 - SECTOR ANALYSIS

SECTOR 1 = FL to I1, SECTOR 2 = I1 to I2, SECTOR 3 = I2 to FL, DIFF = Difference To Personal Best Lap, P = Crossed Finish Line in Pit Lane, D = Time Disallowed

2 -	30.776	54.235	138.3	56.548	2:21.559	87.24	1.333	13:49:19.254
3 -	30.498	54.073	140.6	57.094	2:21.665	87.18	1.439	13:51:40.919
4 -	30.487	53.888	139.8	55.851	2:20.226 (1)	88.07		13:54:01.145
5 -	30.635	53.938	141.2	55.964	2:20.537 (2)	87.88	0.311	13:56:21.682
6 -	30.660	53.951	140.3	56.487	2:21.098	87.53	0.872	13:58:42.780
7 -	31.213	55.075	138.0	56.371	2:22.659	86.57	2.433	14:01:05.439
8 -	30.578	54.674	138.9	56.466	2:21.718	87.15	1.492	14:03:27.157
9 -	30.464	54.288	137.5	56.472	2:21.224	87.45	0.998	14:05:48.381
10 -	30.619	54.292	138.0	56.220	2:21.131	87.51	0.905	14:08:09.512
11 -	30.495	54.673	138.0	55.957	2:21.125	87.51	0.899	14:10:30.637
12 -	30.447	54.505	138.6	56.158	2:21.110	87.52	0.884	14:12:51.747
13 -	30.385	54.401	138.9	56.306	2:21.092	87.53	0.866	14:15:12.839
14 -	30.568	54.147	138.3	56.126	2:20.841 (3)	87.69	0.615	14:17:33.680
15 -	30.546	54.384	138.6	56.325	2:21.255	87.43	1.029	14:19:54.935
16 -	30.517	54.201	140.6	56.679	2:21.397	87.34	1.171	14:22:16.332
17 -	30.830	54.985	139.2	56.901	2:22.716	86.54	2.490	14:24:39.048
18 -	30.950	54.739	138.3	56.353	2:22.042	86.95	1.816	14:27:01.090
19 -	30.617	54.138	139.8	56.222	2:20.977	87.60	0.751	14:29:22.067
20 -	30.717	54.982	138.6	56.960	2:22.659	86.57	2.433	14:31:44.726
21 -	30.891	54.465	138.6	55.877	2:21.233	87.45	1.007	14:34:05.959
22 -	30.533	54.300	139.8	56.852	2:21.685	87.17	1.459	14:36:27.644

P4 3 Pro Rodrigo BAPTISTA		Porsche Cayman GT4 Clubsport MR - Flying Lizard Motorsports						
IDEAL LAP TIME : 2:20.559		BEST LAP TIME : 2:20.678		DIFFERENCE : 0.119				
LAP	SECTOR 1	SECTOR 2	SECTOR 3	LAP TIME	MPH	DIFF	TIME OF DAY	
1 -		55.671	135.2	56.827	2:24.878	85.25	4.200	13:46:52.789
2 -	30.515	54.222	143.3	56.763	2:21.500	87.28	0.822	13:49:14.289
3 -	30.556	54.295	144.3	56.713	2:21.564	87.24	0.886	13:51:35.853
4 -	30.332	54.077	145.2	56.587	2:20.996 (2)	87.59	0.318	13:53:56.849
5 -	30.577	54.045	142.7	56.514	2:21.136	87.51	0.458	13:56:17.985
6 -	30.380	54.149	144.3	56.539	2:21.068 (3)	87.55	0.390	13:58:39.053
7 -	30.652	55.064	136.1	57.358	2:23.074	86.32	2.396	14:01:02.127
8 -	30.436	54.230	145.2	56.542	2:21.208	87.46	0.530	14:03:23.335
9 -	30.287	54.120	144.6	56.715	2:21.122	87.51	0.444	14:05:44.457
10 -	30.591	54.347	144.9	56.495	2:21.433	87.32	0.755	14:08:05.890
11 -	30.208	54.164	144.9	56.306	2:20.678 (1)	87.79		14:10:26.568
12 -	30.445	54.252	145.2	56.503	2:21.200	87.47	0.522	14:12:47.768
13 -	30.316	54.517	144.6	57.013	2:21.846	87.07	1.168	14:15:09.614
14 -	30.539	54.320	141.5	57.321	2:22.180	86.86	1.502	14:17:31.794
15 -	30.764	54.715	144.0	57.130	2:22.609	86.60	1.931	14:19:54.403
16 -	30.437	54.220	144.6	57.089	2:21.746	87.13	1.068	14:22:16.149
17 -	30.660	55.063	144.0	57.555	2:23.278	86.20	2.600	14:24:39.427
18 -	30.971	54.453	142.7	57.115	2:22.539	86.64	1.861	14:27:01.966
19 -	30.636	54.622	144.6	56.973	2:22.231	86.83	1.553	14:29:24.197
20 -	30.421	54.442	145.2	56.969	2:21.832	87.08	1.154	14:31:46.029
21 -	30.533	55.162	144.6	57.007	2:22.702	86.55	2.024	14:34:08.731
22 -	30.440	54.833	144.6	58.313	2:23.586	86.01	2.908	14:36:32.317

P5 69 Pro Harry GOTTSACKER		Ginetta G55 - Performance Motorsports Group						
IDEAL LAP TIME : 2:19.773		BEST LAP TIME : 2:19.981		DIFFERENCE : 0.208				
LAP	SECTOR 1	SECTOR 2	SECTOR 3	LAP TIME	MPH	DIFF	TIME OF DAY	
1 -		58.037	141.5	56.977	2:31.898	81.31	11.917	13:46:59.809
2 -	31.191	54.140	141.5	55.611	2:20.942 (2)	87.63	0.961	13:49:20.751
3 -	31.064	53.800	140.9	56.662	2:21.526	87.26	1.545	13:51:42.277
4 -	31.570	54.964	140.9	56.083	2:22.617	86.60	2.636	13:54:04.894
5 -	30.697	53.967	138.6	56.378	2:21.042	87.56	1.061	13:56:25.936
6 -	30.362	53.880	139.2	55.739	2:19.981 (1)	88.23		13:58:45.917
7 -	30.384	54.199	135.2	56.868	2:21.451	87.31	1.470	14:01:07.368

Circuit of the Americas

Circuit Length = 3.4308 miles

Start: 13:44 Flag 14:36 End: 14:42

Weather / Track : Sunny / Dry

Grand Prix of Texas

GTS

ROUND 15 -Saturday September 2nd 2017 - SECTOR ANALYSIS

SECTOR 1 = FL to I1, SECTOR 2 = I1 to I2, SECTOR 3 = I2 to FL, DIFF = Difference To Personal Best Lap, P = Crossed Finish Line in Pit Lane, D = Time Disallowed

8 -	31.216	54.107	142.4	56.724	2:22.047	86.94	2.066	14:03:29.415
9 -	31.264	54.517	141.2	56.648	2:22.429	86.71	2.448	14:05:51.844
10 -	30.916	54.185	141.5	56.271	2:21.372	87.36	1.391	14:08:13.216
11 -	30.620	54.284	140.9	56.570	2:21.474	87.30	1.493	14:10:34.690
12 -	31.715	54.534	141.8	56.798	2:23.047	86.34	3.066	14:12:57.737
13 -	30.812	54.671	139.2	56.676	2:22.159	86.88	2.178	14:15:19.896
14 -	31.162	54.822	138.3	56.700	2:22.684	86.56	2.703	14:17:42.580
15 -	31.293	55.252	138.3	56.854	2:23.399	86.12	3.418	14:20:05.979
16 -	31.036	54.845	138.3	57.076	2:22.957	86.39	2.976	14:22:28.936
17 -	31.188	55.882	140.1	56.466	2:23.536	86.04	3.555	14:24:52.472
18 -	30.955	56.149	138.3	57.805	2:24.909	85.23	4.928	14:27:17.381
19 -	31.052	54.590	138.6	55.794	2:21.436	87.32	1.455	14:29:38.817
20 -	30.383	54.513	138.0	56.123	2:21.019 (3)	87.58	1.038	14:31:59.836
21 -	30.665	54.661	137.5	56.396	2:21.722	87.14	1.741	14:34:21.558
22 -	30.410	54.653	137.5	57.142	2:22.205	86.85	2.224	14:36:43.763

P6 10 Pro Lawson ASCHENBACH				Chevrolet Camaro GT4 - Blackdog Speed Shop				
IDEAL LAP TIME : 2:21.133		BEST LAP TIME : 2:21.567		DIFFERENCE : 0.434				
LAP	SECTOR 1	SECTOR 2	SECTOR 3	LAP TIME	MPH	DIFF	TIME OF DAY	
1 -		55.687	144.6	56.652	2:25.234	85.04	3.667	13:46:53.145
2 -	30.517	54.049	142.4	57.211	2:21.777 (3)	87.11	0.210	13:49:14.922
3 -	30.479	54.050	140.9	57.038	2:21.567 (1)	87.24		13:51:36.489
4 -	30.633	54.018	145.8	57.120	2:21.771 (2)	87.11	0.204	13:53:58.260
5 -	30.903	54.110	145.5	56.977	2:21.990	86.98	0.423	13:56:20.250
6 -	31.059	54.225	145.5	57.067	2:22.351	86.76	0.784	13:58:42.601
7 -	31.086	54.582	145.2	56.941	2:22.609	86.60	1.042	14:01:05.210
8 -	30.601	54.220	145.8	57.995	2:22.816	86.48	1.249	14:03:28.026
9 -	30.716	54.249	144.6	56.967	2:21.932	87.01	0.365	14:05:49.958
10 -	30.682	54.373	145.2	56.838	2:21.893	87.04	0.326	14:08:11.851
11 -	30.463	54.407	144.6	57.593	2:22.463	86.69	0.896	14:10:34.314
12 -	30.916	54.414	141.2	57.236	2:22.566	86.63	0.999	14:12:56.880
13 -	30.746	54.397	144.3	57.297	2:22.440	86.70	0.873	14:15:19.320
14 -	31.284	54.501	144.3	57.346	2:23.131	86.29	1.564	14:17:42.451
15 -	31.093	54.940	144.0	57.339	2:23.372	86.14	1.805	14:20:05.823
16 -	30.663	54.712	144.9	57.699	2:23.074	86.32	1.507	14:22:28.897
17 -	31.000	55.002	144.9	57.482	2:23.484	86.07	1.917	14:24:52.381
18 -	30.835	56.249	144.0	57.789	2:24.873	85.25	3.306	14:27:17.254
19 -	30.908	55.729	146.8	57.897	2:24.534	85.45	2.967	14:29:41.788
20 -	30.865	54.879	144.9	57.518	2:23.262	86.21	1.695	14:32:05.050
21 -	30.764	54.761	144.6	58.132	2:23.657	85.97	2.090	14:34:28.707
22 -	30.869	54.710	145.8	58.198	2:23.777	85.90	2.210	14:36:52.484

P7 99 Pro Jeff COURTNEY				Maserati GT4 - JCR Motorsports				
IDEAL LAP TIME : 2:20.085		BEST LAP TIME : 2:20.144		DIFFERENCE : 0.059				
LAP	SECTOR 1	SECTOR 2	SECTOR 3	LAP TIME	MPH	DIFF	TIME OF DAY	
1 -		55.326	140.1	58.234	2:27.523	83.72	7.379	13:46:55.434
2 -	30.797	54.853	137.2	57.217	2:22.867	86.45	2.723	13:49:18.301
3 -	30.372	54.208	141.5	57.689	2:22.269	86.81	2.125	13:51:40.570
4 -	30.372	53.480	142.7	56.292	2:20.144 (1)	88.13		13:54:00.714
5 -	30.423	53.962	142.4	57.161	2:21.546 (3)	87.25	1.402	13:56:22.260
6 -	30.475	53.910	141.5	56.963	2:21.348 (2)	87.37	1.204	13:58:43.608
7 -	30.906	54.390	141.2	57.377	2:22.673	86.56	2.529	14:01:06.281
8 -	30.313	54.212	132.8	57.541	2:22.066	86.93	1.922	14:03:28.347
9 -	30.785	54.496	141.5	56.870	2:22.151	86.88	2.007	14:05:50.498
10 -	30.602	54.191	144.0	56.986	2:21.779	87.11	1.635	14:08:12.277
11 -	30.440	54.157	143.7	57.622	2:22.219	86.84	2.075	14:10:34.496
12 -	31.105	54.178	142.4	57.375	2:22.658	86.57	2.514	14:12:57.154
13 -	30.916	54.180	141.8	57.357	2:22.453	86.70	2.309	14:15:19.607

Circuit of the Americas
 Circuit Length = 3.4308 miles
 Start: 13:44 Flag 14:36 End: 14:42

Weather / Track : Sunny / Dry

Grand Prix of Texas

GTS

ROUND 15 -Saturday September 2nd 2017 - SECTOR ANALYSIS

SECTOR 1 = FL to I1, SECTOR 2 = I1 to I2, SECTOR 3 = I2 to FL, DIFF = Difference To Personal Best Lap, P = Crossed Finish Line in Pit Lane, D = Time Disallowed

14 -	31.246	55.346	134.7	57.076	2:23.668	85.96	3.524	14:17:43.275
15 -	31.009	56.291	133.9	57.655	2:24.955	85.20	4.811	14:20:08.230
16 -	30.722	54.548	140.6	57.080	2:22.350	86.76	2.206	14:22:30.580
17 -	30.941	54.707	136.1	58.087	2:23.735	85.92	3.591	14:24:54.315
18 -	30.634	55.447	142.7	57.721	2:23.802	85.88	3.658	14:27:18.117
19 -	31.498	55.084	140.6	57.404	2:23.986	85.77	3.842	14:29:42.103
20 -	30.856	55.024	142.7	57.261	2:23.141	86.28	2.997	14:32:05.244
21 -	31.023	54.616	140.6	57.986	2:23.625	85.99	3.481	14:34:28.869
22 -	30.966	54.648	143.3	58.152	2:23.766	85.90	3.622	14:36:52.635

P8 12 Pro Drew STAVELEY				Ginetta G55 - Ian Lacy Racing				
IDEAL LAP TIME : 2:20.481		BEST LAP TIME : 2:20.837		DIFFERENCE : 0.356				
LAP	SECTOR 1	SECTOR 2	SECTOR 3	LAP TIME	MPH	DIFF	TIME OF DAY	
1 -		55.325	138.9	58.002	2:26.842	84.11	6.005	13:46:54.753
2 -	30.925	53.683	140.3	56.229	2:20.837 (1)	87.69		13:49:15.590
3 -	30.668	54.244	125.4	56.449	2:21.361 (2)	87.37	0.524	13:51:36.951
4 -	30.914	54.249	143.0	56.922	2:22.085	86.92	1.248	13:53:59.036
5 -	31.061	53.903	140.6	56.610	2:21.574 (3)	87.23	0.737	13:56:20.610
6 -	30.929	54.392	141.8	57.190	2:22.511	86.66	1.674	13:58:43.121
7 -	31.743	54.660	129.5	57.094	2:23.497	86.07	2.660	14:01:06.618
8 -	30.838	54.041	134.2	57.067	2:21.946	87.01	1.109	14:03:28.564
9 -	30.864	54.689	140.1	56.797	2:22.350	86.76	1.513	14:05:50.914
10 -	30.569	54.587	140.9	56.525	2:21.681	87.17	0.844	14:08:12.595
11 -	30.668	54.605	139.8	57.068	2:22.341	86.76	1.504	14:10:34.936
12 -	31.082	54.558	140.9	56.893	2:22.533	86.65	1.696	14:12:57.469
13 -	30.823	55.707	132.6	56.960	2:23.490	86.07	2.653	14:15:20.959
14 -	30.925	55.681	135.0	57.294	2:23.900	85.82	3.063	14:17:44.859
15 -	31.039	54.685	130.3	56.812	2:22.536	86.65	1.699	14:20:07.395
16 -	31.065	54.305	139.8	56.976	2:22.346	86.76	1.509	14:22:29.741
17 -	31.188	55.264	130.5	57.311	2:23.763	85.91	2.926	14:24:53.504
18 -	30.791	55.533	140.9	57.656	2:23.980	85.78	3.143	14:27:17.484
19 -	31.391	55.491	136.3	57.566	2:24.448	85.50	3.611	14:29:41.932
20 -	31.575	55.334	141.2	56.901	2:23.810	85.88	2.973	14:32:05.742
21 -	30.864	55.083	129.0	57.545	2:23.492	86.07	2.655	14:34:29.234
22 -	31.114	54.816	140.3	57.989	2:23.919	85.81	3.082	14:36:53.153

P9 80 Pro Martin BARKEY				KTM Xbow GT4 - Mantella Autosports				
IDEAL LAP TIME : 2:20.313		BEST LAP TIME : 2:20.378		DIFFERENCE : 0.065				
LAP	SECTOR 1	SECTOR 2	SECTOR 3	LAP TIME	MPH	DIFF	TIME OF DAY	
1 -		56.492	141.2	57.292	2:28.069	83.41	7.691	13:46:55.980
2 -	31.097	54.621	141.2	56.987	2:22.705	86.54	2.327	13:49:18.685
3 -	30.676	54.379	141.8	57.922	2:22.977	86.38	2.599	13:51:41.662
4 -	31.032	53.955	140.1	56.116	2:21.103 (2)	87.53	0.725	13:54:02.765
5 -	30.440	53.869	140.9	56.069	2:20.378 (1)	87.98		13:56:23.143
6 -	30.680	54.504	139.2	56.314	2:21.498 (3)	87.28	1.120	13:58:44.641
7 -	30.617	55.088	139.8	56.857	2:22.562	86.63	2.184	14:01:07.203
8 -	31.025	54.177	140.3	56.856	2:22.058	86.94	1.680	14:03:29.261
9 -	31.158	54.432	140.1	56.788	2:22.378	86.74	2.000	14:05:51.639
10 -	30.727	54.491	140.1	57.272	2:22.490	86.67	2.112	14:08:14.129
11 -	30.375	54.641	140.1	56.803	2:21.819	87.08	1.441	14:10:35.948
12 -	30.797	55.274	140.1	56.719	2:22.790	86.49	2.412	14:12:58.738
13 -	30.570	54.633	140.6	56.639	2:21.842	87.07	1.464	14:15:20.580
14 -	30.753	56.234	138.9	56.956	2:23.943	85.80	3.565	14:17:44.523
15 -	30.532	55.252	138.6	56.854	2:22.638	86.58	2.260	14:20:07.161
16 -	30.913	54.648	140.1	56.598	2:22.159	86.88	1.781	14:22:29.320
17 -	31.162	55.659	140.1	57.030	2:23.851	85.85	3.473	14:24:53.171
18 -	30.558	56.444	142.1	57.660	2:24.662	85.37	4.284	14:27:17.833
19 -	31.450	55.820	138.9	57.460	2:24.730	85.33	4.352	14:29:42.563

Circuit of the Americas

Circuit Length = 3.4308 miles

Start: 13:44 Flag 14:36 End: 14:42

Weather / Track : Sunny / Dry

Grand Prix of Texas

GTS

ROUND 15 -Saturday September 2nd 2017 - SECTOR ANALYSIS

SECTOR 1 = FL to I1, SECTOR 2 = I1 to I2, SECTOR 3 = I2 to FL, DIFF = Difference To Personal Best Lap, P = Crossed Finish Line in Pit Lane, D = Time Disallowed

20 -	31.467	55.610	137.5	56.693	2:23.770	85.90	3.392	14:32:06.333
21 -	30.936	54.735	136.3	57.900	2:23.571	86.02	3.193	14:34:29.904
22 -	30.759	55.425	139.8	57.631	2:23.815	85.88	3.437	14:36:53.719

P10 14 Pro Nate STACY				Porsche Cayman GT4 Clubsport MR - Flying Lizard Motorsports				
IDEAL LAP TIME : 2:21.534		BEST LAP TIME : 2:21.947		DIFFERENCE : 0.413				
LAP	SECTOR 1	SECTOR 2	SECTOR 3	LAP TIME	MPH	DIFF	TIME OF DAY	
1 -		56.237	145.2	57.917	2:28.399	83.22	6.452	13:46:56.310
2 -	31.390	54.438	143.7	57.633	2:23.461	86.09	1.514	13:49:19.771
3 -	31.329	54.217	145.5	57.974	2:23.520	86.05	1.573	13:51:43.291
4 -	30.910	56.088	142.7	56.798	2:23.796	85.89	1.849	13:54:07.087
5 -	30.841	54.575	140.9	57.352	2:22.768	86.51	0.821	13:56:29.855
6 -	30.847	54.588	143.7	56.899	2:22.334 (3)	86.77	0.387	13:58:52.189
7 -	30.878	54.542	144.6	57.149	2:22.569	86.63	0.622	14:01:14.758
8 -	30.621	55.164	144.0	57.464	2:23.249	86.21	1.302	14:03:38.007
9 -	31.166	55.016	142.7	58.070	2:24.252	85.62	2.305	14:06:02.259
10 -	30.785	55.018	144.3	57.301	2:23.104	86.30	1.157	14:08:25.363
11 -	30.615	54.589	142.7	56.743	2:21.947 (1)	87.01		14:10:47.310
12 -	30.574	54.678	143.7	56.789	2:22.041 (2)	86.95	0.094	14:13:09.351
13 -	30.702	54.553	143.3	57.106	2:22.361	86.75	0.414	14:15:31.712
14 -	30.886	54.973	142.7	57.055	2:22.914	86.42	0.967	14:17:54.626
15 -	31.055	55.150	141.8	57.688	2:23.893	85.83	1.946	14:20:18.519
16 -	31.048	54.949	142.7	57.535	2:23.532	86.04	1.585	14:22:42.051
17 -	30.903	55.033	143.0	57.593	2:23.529	86.05	1.582	14:25:05.580
18 -	30.976	54.897	141.2	57.407	2:23.280	86.20	1.333	14:27:28.860
19 -	30.897	54.834	143.7	57.060	2:22.791	86.49	0.844	14:29:51.651
20 -	30.760	55.029	142.4	57.371	2:23.160	86.27	1.213	14:32:14.811
21 -	30.954	55.659	141.5	57.989	2:24.602	85.41	2.655	14:34:39.413
22 -	31.023	55.189	143.0	58.112	2:24.324	85.57	2.377	14:37:03.737

P11 04 Am George KURTZ				McLaren 570S GT4 - GMG Racing				
IDEAL LAP TIME : 2:21.034		BEST LAP TIME : 2:21.687		DIFFERENCE : 0.653				
LAP	SECTOR 1	SECTOR 2	SECTOR 3	LAP TIME	MPH	DIFF	TIME OF DAY	
1 -		56.383	134.2	57.830	2:28.748	83.03	7.061	13:46:56.659
2 -	31.651	54.224	138.9	57.791	2:23.666	85.96	1.979	13:49:20.325
3 -	31.202	53.768	148.1	57.299	2:22.269 (2)	86.81	0.582	13:51:42.594
4 -	30.752	54.725	149.1	56.869	2:22.346 (3)	86.76	0.659	13:54:04.940
5 -	30.397	54.116	147.8	58.038	2:22.551	86.64	0.864	13:56:27.491
6 -	30.468	54.035	149.7	57.184	2:21.687 (1)	87.17		13:58:49.178
7 -	30.688	54.825	149.4	57.453	2:22.966	86.39	1.279	14:01:12.144
8 -	30.999	54.292	149.4	57.517	2:22.808	86.48	1.121	14:03:34.952
9 -	30.736	54.128	149.1	57.535	2:22.399	86.73	0.712	14:05:57.351
10 -	30.918	54.220	148.1	57.431	2:22.569	86.63	0.882	14:08:19.920
11 -	30.814	54.415	148.4	57.323	2:22.552	86.64	0.865	14:10:42.472
12 -	30.608	54.617	149.1	57.791	2:23.016	86.36	1.329	14:13:05.488
13 -	30.960	54.395	148.1	57.623	2:22.978	86.38	1.291	14:15:28.466
14 -	31.030	54.890	148.4	58.178	2:24.098	85.71	2.411	14:17:52.564
15 -	31.258	54.270	148.1	57.340	2:22.868	86.44	1.181	14:20:15.432
16 -	30.779	54.178	149.1	57.909	2:22.866	86.45	1.179	14:22:38.298
17 -	30.986	54.125	150.1	57.717	2:22.828	86.47	1.141	14:25:01.126
18 -	30.559	54.508	150.4	57.323	2:22.390	86.73	0.703	14:27:23.516
19 -	30.946	54.943	150.1	57.578	2:23.467	86.08	1.780	14:29:46.983
20 -	30.716	54.338	150.4	57.925	2:22.979	86.38	1.292	14:32:09.962
21 -	30.842	54.247	150.4	57.619	2:22.708	86.54	1.021	14:34:32.670
22 -	30.686	54.627	150.4	1:07.790	2:33.103	80.67	11.416	14:37:05.773

Circuit of the Americas

Circuit Length = 3.4308 miles

Start: 13:44 Flag 14:36 End: 14:42

Weather / Track : Sunny / Dry

Grand Prix of Texas

GTS

ROUND 15 -Saturday September 2nd 2017 - SECTOR ANALYSIS

SECTOR 1 = FL to I1, SECTOR 2 = I1 to I2, SECTOR 3 = I2 to FL, DIFF = Difference To Personal Best Lap, P = Crossed Finish Line in Pit Lane, D = Time Disallowed

P12 11 Am Tony GAPLES		Chevrolet Camaro GT4 - Blackdog Speed Shop						
IDEAL LAP TIME : 2:22.968		BEST LAP TIME : 2:23.161		DIFFERENCE : 0.193				
LAP	SECTOR 1	SECTOR 2	SECTOR 3	LAP TIME	MPH	DIFF	TIME OF DAY	
1 -		59.511	144.0	59.839	2:35.499	79.42	12.338	13:47:03.410
2 -	31.283	54.960	144.6	57.576	2:23.819	85.87	0.658	13:49:27.229
3 -	31.060	55.204	143.0	57.235	2:23.499 (3)	86.06	0.338	13:51:50.728
4 -	30.922	54.926	141.8	57.704	2:23.552	86.03	0.391	13:54:14.280
5 -	30.893	55.416	144.0	57.735	2:24.044	85.74	0.883	13:56:38.324
6 -	31.230	55.279	144.6	57.591	2:24.100	85.71	0.939	13:59:02.424
7 -	30.956	55.781	143.7	58.273	2:25.010	85.17	1.849	14:01:27.434
8 -	30.889	55.864	144.9	58.173	2:24.926	85.22	1.765	14:03:52.360
9 -	31.974	55.287	143.3	58.210	2:25.471	84.90	2.310	14:06:17.831
10 -	30.972	55.071	144.0	57.451	2:23.494 (2)	86.07	0.333	14:08:41.325
11 -	30.927	55.302	144.3	57.665	2:23.894	85.83	0.733	14:11:05.219
12 -	30.807	55.045	145.2	57.309	2:23.161 (1)	86.27		14:13:28.380
13 -	30.850	55.040	144.3	57.913	2:23.803	85.88	0.642	14:15:52.183
14 -	31.130	55.037	144.0	57.836	2:24.003	85.76	0.842	14:18:16.186
15 -	30.971	55.491	143.3	58.246	2:24.708	85.35	1.547	14:20:40.894
16 -	31.592	55.396	145.2	58.439	2:25.427	84.92	2.266	14:23:06.321
17 -	31.002	55.821	144.9	59.071	2:25.894	84.65	2.733	14:25:32.215
18 -	31.329	55.686	144.9	57.982	2:24.997	85.18	1.836	14:27:57.212
19 -	31.826	55.318	144.3	58.199	2:25.343	84.97	2.182	14:30:22.555
20 -	31.068	55.637	144.3	58.129	2:24.834	85.27	1.673	14:32:47.389
21 -	31.018	55.464	144.0	58.638	2:25.120	85.10	1.959	14:35:12.509
22 -	31.056	55.533	144.3	58.540	2:25.129	85.10	1.968	14:37:37.638

P13 7 Am Carter YEUNG		Porsche Cayman GT4 Clubsport MR - GMG Racing						
IDEAL LAP TIME : 2:22.552		BEST LAP TIME : 2:22.552		DIFFERENCE : 0.000				
LAP	SECTOR 1	SECTOR 2	SECTOR 3	LAP TIME	MPH	DIFF	TIME OF DAY	
1 -		58.575	134.2	57.238	2:31.222	81.67	8.670	13:46:59.133
2 -	30.844	54.891	146.2	57.459	2:23.194 (2)	86.25	0.642	13:49:22.327
3 -	32.004	55.378	144.9	56.998	2:24.380	85.54	1.828	13:51:46.707
4 -	30.765	54.857	147.1	56.930	2:22.552 (1)	86.64		13:54:09.259
5 -	31.003	55.236	146.2	57.202	2:23.441 (3)	86.10	0.889	13:56:32.700
6 -	31.091	55.503	144.3	57.369	2:23.963	85.79	1.411	13:58:56.663
7 -	31.137	55.976	144.9	57.411	2:24.524	85.45	1.972	14:01:21.187
8 -	31.146	56.050	144.6	57.440	2:24.636	85.39	2.084	14:03:45.823
9 -	31.093	55.838	143.3	57.881	2:24.812	85.28	2.260	14:06:10.635
10 -	31.072	55.877	144.6	57.890	2:24.839	85.27	2.287	14:08:35.474
11 -	31.412	56.441	143.7	57.563	2:25.416	84.93	2.864	14:11:00.890
12 -	31.220	55.891	143.3	57.703	2:24.814	85.28	2.262	14:13:25.704
13 -	30.857	56.027	144.6	57.992	2:24.876	85.25	2.324	14:15:50.580
14 -	30.994	55.526	143.7	57.981	2:24.501	85.47	1.949	14:18:15.081
15 -	31.353	55.536	144.0	58.581	2:25.470	84.90	2.918	14:20:40.551
16 -	31.395	55.713	144.3	58.000	2:25.108	85.11	2.556	14:23:05.659
17 -	31.217	56.143	145.5	58.256	2:25.616	84.81	3.064	14:25:31.275
18 -	31.417	55.545	144.6	58.758	2:25.720	84.75	3.168	14:27:56.995
19 -	32.409	56.135	145.2	57.631	2:26.175	84.49	3.623	14:30:23.170
20 -	31.304	55.984	144.0	58.076	2:25.364	84.96	2.812	14:32:48.534
21 -	31.070	56.057	144.9	58.324	2:25.451	84.91	2.899	14:35:13.985
22 -	31.269	55.476	145.5	58.183	2:24.928	85.22	2.376	14:37:38.913

P14 24 Am Frank GANNETT		Ginetta G55 - Ian Lacy Racing						
IDEAL LAP TIME : 2:22.785		BEST LAP TIME : 2:23.002		DIFFERENCE : 0.217				
LAP	SECTOR 1	SECTOR 2	SECTOR 3	LAP TIME	MPH	DIFF	TIME OF DAY	
1 -		58.849	140.1	58.400	2:34.637	79.87	11.635	13:47:02.548

Circuit of the Americas
 Circuit Length = 3.4308 miles
 Start: 13:44 Flag 14:36 End: 14:42

Weather / Track : Sunny / Dry

Grand Prix of Texas

GTS

ROUND 15 -Saturday September 2nd 2017 - SECTOR ANALYSIS

SECTOR 1 = FL to I1, SECTOR 2 = I1 to I2, SECTOR 3 = I2 to FL, DIFF = Difference To Personal Best Lap, P = Crossed Finish Line in Pit Lane, D = Time Disallowed

2 -	31.464	54.840	139.8	57.884	2:24.188	85.65	1.186	13:49:26.736
3 -	31.218	54.507	139.5	57.793	2:23.518 (2)	86.05	0.516	13:51:50.254
4 -	30.939	54.676	140.6	57.387	2:23.002 (1)	86.36		13:54:13.256
5 -	30.992	55.052	141.2	57.496	2:23.540 (3)	86.04	0.538	13:56:36.796
6 -	31.194	55.426	139.2	58.239	2:24.859	85.26	1.857	13:59:01.655
7 -	31.180	56.440	132.8	58.533	2:26.153	84.50	3.151	14:01:27.808
8 -	31.089	55.781	141.2	57.809	2:24.679	85.36	1.677	14:03:52.487
9 -	32.559	56.037	136.1	57.812	2:26.408	84.35	3.406	14:06:18.895
10 -	31.485	55.660	140.9	58.125	2:25.270	85.02	2.268	14:08:44.165
11 -	31.068	56.348	139.2	58.036	2:25.452	84.91	2.450	14:11:09.617
12 -	31.694	56.960	140.1	57.605	2:26.259	84.44	3.257	14:13:35.876
13 -	30.891	57.002	139.8	57.809	2:25.702	84.76	2.700	14:16:01.578
14 -	31.718	56.972	138.9	57.481	2:26.171	84.49	3.169	14:18:27.749
15 -	31.520	59.239	138.3	58.136	2:28.895	82.95	5.893	14:20:56.644
16 -	31.244	56.196	128.8	1:00.541	2:27.981	83.46	4.979	14:23:24.625
17 -	32.002	56.240	140.1	58.844	2:27.086	83.97	4.084	14:25:51.711
18 -	31.792	56.644	139.5	58.273	2:26.709	84.18	3.707	14:28:18.420
19 -	31.763	57.839	122.4	1:00.141	2:29.743	82.48	6.741	14:30:48.163
20 -	31.582	55.747	138.9	57.966	2:25.295	85.00	2.293	14:33:13.458
21 -	31.524	55.408	129.3	59.640	2:26.572	84.26	3.570	14:35:40.030
22 -	31.524	55.361	137.7	1:00.713	2:27.598	83.67	4.596	14:38:07.628

P15 62 Am Mark KLENIN

McLaren 570S GT4 - KPR

IDEAL LAP TIME : 2:22.577

BEST LAP TIME : 2:22.952

DIFFERENCE : 0.375

LAP	SECTOR 1	SECTOR 2	SECTOR 3	LAP TIME	MPH	DIFF	TIME OF DAY	
1 -		59.421	141.2	57.926	2:33.920	80.24	10.968	13:47:01.831
2 -	30.910	54.605	146.5	57.731	2:23.246 (2)	86.22	0.294	13:49:25.077
3 -	30.967	55.052	144.0	57.345	2:23.364 (3)	86.15	0.412	13:51:48.441
4 -	30.627	54.850	149.1	57.475	2:22.952 (1)	86.39		13:54:11.393
5 -	30.915	55.431	140.6	58.279	2:24.625	85.39	1.673	13:56:36.018
6 -	30.973	55.831	147.1	58.570	2:25.374	84.95	2.422	13:59:01.392
7 -	31.154	55.753	148.1	58.420	2:25.327	84.98	2.375	14:01:26.719
8 -	31.140	55.618	147.4	58.247	2:25.005	85.17	2.053	14:03:51.724
9 -	31.463	56.020	146.8	59.080	2:26.563	84.27	3.611	14:06:18.287
10 -	31.472	55.589	147.8	58.234	2:25.295	85.00	2.343	14:08:43.582
11 -	31.347	55.859	147.4	58.289	2:25.495	84.88	2.543	14:11:09.077
12 -	31.469	56.514	145.2	58.148	2:26.131	84.51	3.179	14:13:35.208
13 -	30.967	56.196	146.2	58.844	2:26.007	84.59	3.055	14:16:01.215
14 -	31.641	56.385	146.8	58.272	2:26.298	84.42	3.346	14:18:27.513
15 -	31.322	58.349	143.7	58.724	2:28.395	83.22	5.443	14:20:55.908
16 -	31.474	56.566	141.8	1:00.462	2:28.502	83.16	5.550	14:23:24.410
17 -	31.746	55.838	145.2	59.809	2:27.393	83.79	4.441	14:25:51.803
18 -	31.412	56.360	148.4	58.246	2:26.018	84.58	3.066	14:28:17.821
19 -	31.886	58.109	141.2	1:00.059	2:30.054	82.30	7.102	14:30:47.875
20 -	31.390	56.906	146.8	59.044	2:27.340	83.82	4.388	14:33:15.215
21 -	30.958	56.459	140.3	59.369	2:26.786	84.14	3.834	14:35:42.001
22 -	31.579	57.290	144.3	1:01.917	2:30.786	81.91	7.834	14:38:12.787

P16 017 Am Adam MERZON

Porsche Cayman GT4 Clubsport MR - Case-it Racing

IDEAL LAP TIME : 2:24.378

BEST LAP TIME : 2:24.378

DIFFERENCE : 0.000

LAP	SECTOR 1	SECTOR 2	SECTOR 3	LAP TIME	MPH	DIFF	TIME OF DAY	
1 -		1:00.401	141.8	58.494	2:36.117	79.11	11.739	13:47:04.028
2 -	31.408	55.281	143.3	58.221	2:24.910 (2)	85.23	0.532	13:49:28.938
3 -	31.104	55.234	143.7	58.040	2:24.378 (1)	85.54		13:51:53.316
4 -	31.536	55.461	143.7	58.603	2:25.600	84.82	1.222	13:54:18.916
5 -	31.434	55.575	143.7	58.284	2:25.293 (3)	85.00	0.915	13:56:44.209
6 -	31.471	55.908	143.3	58.242	2:25.621	84.81	1.243	13:59:09.830
7 -	31.124	55.766	144.0	58.550	2:25.440	84.92	1.062	14:01:35.270

Circuit of the Americas

Circuit Length = 3.4308 miles

Start: 13:44 Flag 14:36 End: 14:42

Weather / Track : Sunny / Dry

Grand Prix of Texas

GTS

ROUND 15 -Saturday September 2nd 2017 - SECTOR ANALYSIS

SECTOR 1 = FL to I1, SECTOR 2 = I1 to I2, SECTOR 3 = I2 to FL, DIFF = Difference To Personal Best Lap, P = Crossed Finish Line in Pit Lane, D = Time Disallowed

8 -	31.275	56.030	143.7	58.161	2:25.466	84.90	1.088	14:04:00.736
9 -	31.435	56.247	142.7	58.042	2:25.724	84.75	1.346	14:06:26.460
10 -	31.218	57.068	143.0	58.757	2:27.043	83.99	2.665	14:08:53.503
11 -	31.598	56.505	143.0	58.842	2:26.945	84.05	2.567	14:11:20.448
12 -	31.499	55.976	144.3	58.889	2:26.364	84.38	1.986	14:13:46.812
13 -	31.364	57.865	143.7	58.652	2:27.881	83.51	3.503	14:16:14.693
14 -	31.491	56.739	142.7	58.965	2:27.195	83.90	2.817	14:18:41.888
15 -	31.325	56.939	142.7	59.433	2:27.697	83.62	3.319	14:21:09.585
16 -	32.246	56.392	144.3	59.293	2:27.931	83.49	3.553	14:23:37.516
17 -	31.708	56.851	144.0	59.511	2:28.070	83.41	3.692	14:26:05.586
18 -	31.521	56.463	143.7	58.779	2:26.763	84.15	2.385	14:28:32.349
19 -	31.749	56.354	143.0	59.093	2:27.196	83.90	2.818	14:30:59.545
20 -	31.605	56.451	144.0	59.880	2:27.936	83.48	3.558	14:33:27.481
21 -	31.112	56.231	143.7	59.127	2:26.470	84.32	2.092	14:35:53.951
22 -	31.384	57.123	140.3	59.535	2:28.042	83.42	3.664	14:38:21.993

P17 9 Am Bill ZIEGLER		KTM Xbow GT4 - ANSA Motorsports						
IDEAL LAP TIME : 2:24.047		BEST LAP TIME : 2:24.823		DIFFERENCE : 0.776				
LAP	SECTOR 1	SECTOR 2	SECTOR 3	LAP TIME	MPH	DIFF	TIME OF DAY	
1 -		1:00.778	136.9	1:00.395	2:38.059	78.14	13.236	13:47:05.970
2 -	32.127	56.487	138.9	58.790	2:27.404	83.78	2.581	13:49:33.374
3 -	31.659	55.436	129.8	58.908	2:26.003	84.59	1.180	13:51:59.377
4 -	31.432	55.315	134.7	58.294	2:25.041 (3)	85.15	0.218	13:54:24.418
5 -	31.333	55.880	137.7	57.763	2:24.976 (2)	85.19	0.153	13:56:49.394
6 -	31.325	55.157	136.1	58.341	2:24.823 (1)	85.28		13:59:14.217
7 -	31.306	55.435	135.2	58.673	2:25.414	84.93	0.591	14:01:39.631
8 -	31.491	56.055	135.8	58.407	2:25.953	84.62	1.130	14:04:05.584
9 -	31.334	55.784	135.2	59.677	2:26.795	84.13	1.972	14:06:32.379
10 -	31.546	55.539	138.9	58.018	2:25.103	85.11	0.280	14:08:57.482
11 -	31.127	55.597	136.3	58.416	2:25.140	85.09	0.317	14:11:22.622
12 -	31.232	55.609	137.2	58.469	2:25.310	84.99	0.487	14:13:47.932
13 -	31.404	57.395	134.2	58.461	2:27.260	83.87	2.437	14:16:15.192
14 -	31.477	56.553	132.1	59.106	2:27.136	83.94	2.313	14:18:42.328
15 -	31.482	56.434	136.6	59.679	2:27.595	83.68	2.772	14:21:09.923
16 -	32.589	55.925	140.1	59.456	2:27.970	83.46	3.147	14:23:37.893
17 -	31.823	56.869	138.0	59.299	2:27.991	83.45	3.168	14:26:05.884
18 -	31.918	56.188	136.9	58.917	2:27.023	84.00	2.200	14:28:32.907
19 -	31.559	56.049	136.1	1:00.138	2:27.746	83.59	2.923	14:31:00.653
20 -	31.674	55.925	138.9	1:00.044	2:27.643	83.65	2.820	14:33:28.296
21 -	31.186	55.622	139.5	59.375	2:26.183	84.48	1.360	14:35:54.479
22 -	31.491	56.714	132.6	59.689	2:27.894	83.51	3.071	14:38:22.373

P18 25 Am Dakota DICKERSON		KTM Xbow GT4 - ANSA Motorsports						
IDEAL LAP TIME : 2:20.466		BEST LAP TIME : 2:21.003		DIFFERENCE : 0.537				
LAP	SECTOR 1	SECTOR 2	SECTOR 3	LAP TIME	MPH	DIFF	TIME OF DAY	
1 -		54.728	137.5	56.022	2:23.413	86.12	2.410	13:46:51.324
2 -	30.617	54.184	134.7	56.297	2:21.098	87.53	0.095	13:49:12.422
3 -	30.741	54.137	135.2	56.125	2:21.003 (1)	87.59		13:51:33.425
4 -	30.826	54.035	136.6	56.345	2:21.206	87.46	0.203	13:53:54.631
5 -	30.792	53.932	138.3	56.369	2:21.093	87.53	0.090	13:56:15.724
6 -	30.764	54.219	137.5	56.470	2:21.453	87.31	0.450	13:58:37.177
7 -	30.824	54.248	137.2	56.523	2:21.595	87.22	0.592	14:00:58.772
8 -	30.693	54.246	135.5	56.380	2:21.319	87.39	0.316	14:03:20.091
9 -	30.567	54.124	136.3	56.350	2:21.041 (2)	87.56	0.038	14:05:41.132
10 -	30.512	54.029	137.5	56.527	2:21.068 (3)	87.55	0.065	14:08:02.200
11 -	30.595	54.193	138.0	56.528	2:21.316	87.39	0.313	14:10:23.516
12 -	30.790	54.272	138.0	56.586	2:21.648	87.19	0.645	14:12:45.164
13 -	30.729	54.142	138.0	58.425	2:23.296	86.19	2.293	14:15:08.460

Circuit of the Americas

Circuit Length = 3.4308 miles

Start: 13:44 Flag 14:36 End: 14:42

Weather / Track : Sunny / Dry

Grand Prix of Texas

GTS

ROUND 15 -Saturday September 2nd 2017 - SECTOR ANALYSIS

SECTOR 1 = FL to I1, SECTOR 2 = I1 to I2, SECTOR 3 = I2 to FL, DIFF = Difference To Personal Best Lap, P = Crossed Finish Line in Pit Lane, D = Time Disallowed

14 -	30.701	54.903	136.1	57.132	2:22.736	86.52	1.733	14:17:31.196
15 -	30.791	54.803	137.7	56.668	2:22.262	86.81	1.259	14:19:53.458
16 -	30.785	54.531	138.9	56.756	2:22.072	86.93	1.069	14:22:15.530
17 -	30.720	54.408	139.2	56.899	2:22.027	86.96	1.024	14:24:37.557
18 -	30.673	54.276	139.2	56.842	2:21.791	87.10	0.788	14:26:59.348
19 -	30.776	54.344	139.8	57.122	2:22.242	86.83	1.239	14:29:21.590
20 -	30.817	55.167	137.5	57.405	2:23.389	86.13	2.386	14:31:44.979

P19 64 Am Brett MEREDITH		Porsche Cayman GT4 Clubsport MR - GMG Racing						
IDEAL LAP TIME : 2:22.052		BEST LAP TIME : 2:22.455		DIFFERENCE : 0.403				
LAP	SECTOR 1	SECTOR 2	SECTOR 3	LAP TIME	MPH	DIFF	TIME OF DAY	
1 -		59.949	134.4	58.272	2:33.366	80.53	10.911	13:47:01.277
2 -	30.855	54.529	145.8	57.071	2:22.455 (1)	86.70		13:49:23.732
3 -	31.189	55.089	144.3	57.336	2:23.614 (3)	86.00	1.159	13:51:47.346
4 -	30.662	54.903	145.5	57.235	2:22.800 (2)	86.49	0.345	13:54:10.146
5 -	31.068	56.157	139.2	IN PIT	2:29.033	P	6.578	13:56:39.179
6 -	OUTLAP	55.272	144.0	56.861	2:43.604	75.49	21.149	13:59:22.783
7 -	31.030	1:03.227	143.0	58.090	2:32.347	81.07	9.892	14:01:55.130
8 -	31.326	55.638	144.3	57.743	2:24.707	85.35	2.252	14:04:19.837
9 -	31.290	55.249	144.3	57.180	2:23.719	85.93	1.264	14:06:43.556
10 -	31.076	55.290	143.3	57.811	2:24.177	85.66	1.722	14:09:07.733
11 -	31.346	59.714	143.3	57.624	2:28.684	83.06	6.229	14:11:36.417
12 -	31.344	56.165	143.7	57.668	2:25.177	85.07	2.722	14:14:01.594
13 -	31.200	55.415	144.0	58.434	2:25.049	85.14	2.594	14:16:26.643
14 -	31.032	55.775	142.1	58.067	2:24.874	85.25	2.419	14:18:51.517
15 -	31.701	56.729	143.0	58.213	2:26.643	84.22	4.188	14:21:18.160
16 -	31.348	55.787	144.0	58.326	2:25.461	84.90	3.006	14:23:43.621
17 -	31.244	56.046	144.9	58.105	2:25.395	84.94	2.940	14:26:09.016
18 -	31.333	55.383	144.9	58.052	2:24.768	85.31	2.313	14:28:33.784
19 -	30.996	56.288	144.0	58.847	2:26.131	84.51	3.676	14:30:59.915

P20 47 Am Keith JENSEN		Porsche Cayman GT4 Clubsport MR - NOLAsport						
IDEAL LAP TIME : 2:21.654		BEST LAP TIME : 2:22.156		DIFFERENCE : 0.502				
LAP	SECTOR 1	SECTOR 2	SECTOR 3	LAP TIME	MPH	DIFF	TIME OF DAY	
1 -		55.524	143.7	57.467	2:26.762	84.15	4.606	13:46:54.673
2 -	31.301	55.088	142.1	56.757	2:23.146	86.28	0.990	13:49:17.819
3 -	30.427	54.514	144.3	59.349	2:24.290	85.59	2.134	13:51:42.109
4 -	31.487	56.057	144.3	57.049	2:24.593	85.41	2.437	13:54:06.702
5 -	30.648	54.956	144.3	57.071	2:22.675 (2)	86.56	0.519	13:56:29.377
6 -	30.929	54.504	143.3	56.723	2:22.156 (1)	86.88		13:58:51.533
7 -	30.584	54.914	144.9	57.235	2:22.733	86.53	0.577	14:01:14.266
8 -	30.655	55.269	143.7	57.634	2:23.558	86.03	1.402	14:03:37.824
9 -	31.029	55.001	142.7	58.114	2:24.144	85.68	1.988	14:06:01.968
10 -	30.628	55.476	140.9	57.993	2:24.097	85.71	1.941	14:08:26.065
11 -	30.647	54.763	144.3	57.276	2:22.686 (3)	86.56	0.530	14:10:48.751
12 -	30.790	55.117	144.6	57.717	2:23.624	85.99	1.468	14:13:12.375
13 -	30.625	55.810	144.0	IN PIT	2:41.539	P	19.383	14:15:53.914

P21 45 Am Bob MICHAELIAN		SIN R1 GT4 - Racers Edge Motorsports						
IDEAL LAP TIME : 2:21.912		BEST LAP TIME : 2:22.329		DIFFERENCE : 0.417				
LAP	SECTOR 1	SECTOR 2	SECTOR 3	LAP TIME	MPH	DIFF	TIME OF DAY	
1 -		58.512	129.3	57.508	2:31.736	81.39	9.407	13:46:59.647
2 -	31.083	54.615	135.5	57.385	2:23.083	86.31	0.754	13:49:22.730
3 -	30.900	54.135	145.2	57.294	2:22.329 (1)	86.77		13:51:45.059
4 -	30.813	54.463	139.2	57.763	2:23.039	86.34	0.710	13:54:08.098
5 -	30.817	54.475	145.2	57.209	2:22.501 (2)	86.67	0.172	13:56:30.599

Weather / Track : Sunny / Dry

Circuit of the Americas

Circuit Length = 3.4308 miles

Start: 13:44 Flag 14:36 End: 14:42

Grand Prix of Texas

GTS

ROUND 15 -Saturday September 2nd 2017 - SECTOR ANALYSIS

SECTOR 1 = FL to I1, SECTOR 2 = I1 to I2, SECTOR 3 = I2 to FL, DIFF = Difference To Personal Best Lap, P = Crossed Finish Line in Pit Lane, D = Time Disallowed

6 -	31.062	54.413	141.2	57.122	2:22.597 (3)	86.61	0.268	13:58:53.196
7 -	30.749	54.812	146.2	57.363	2:22.924	86.41	0.595	14:01:16.120
8 -	30.676	54.114	144.0	58.078	2:22.868	86.44	0.539	14:03:38.988
9 -	31.157	54.900	142.7	57.883	2:23.940	85.80	1.611	14:06:02.928
10 -	30.847	54.872	144.0	58.239	2:23.958	85.79	1.629	14:08:26.886
11 -	30.795	54.638	142.7	57.396	2:22.829	86.47	0.500	14:10:49.715
12 -	30.892	55.214	142.7	57.293	2:23.399	86.12	1.070	14:13:13.114
13 -	30.879	54.966	144.6	IN PIT	3:34.709 P	57.52	1:12.380	14:16:47.823

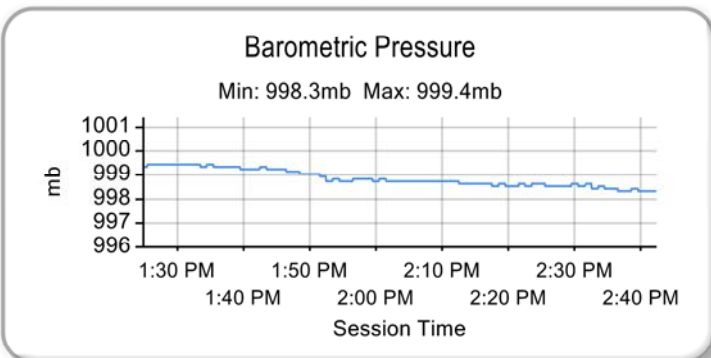
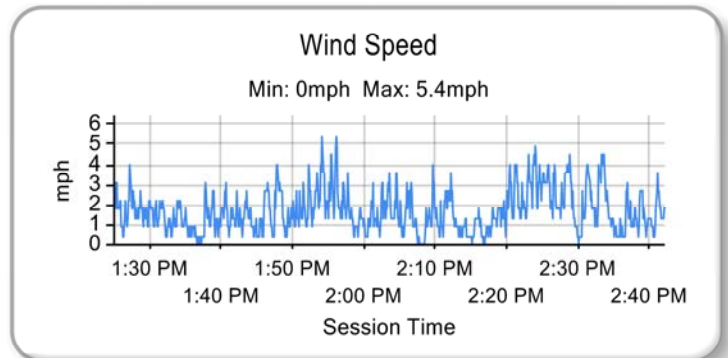
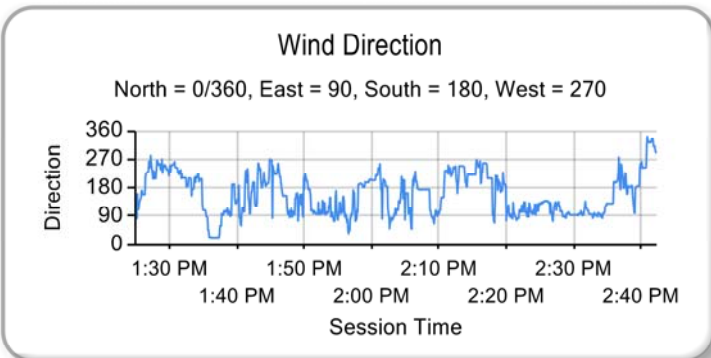
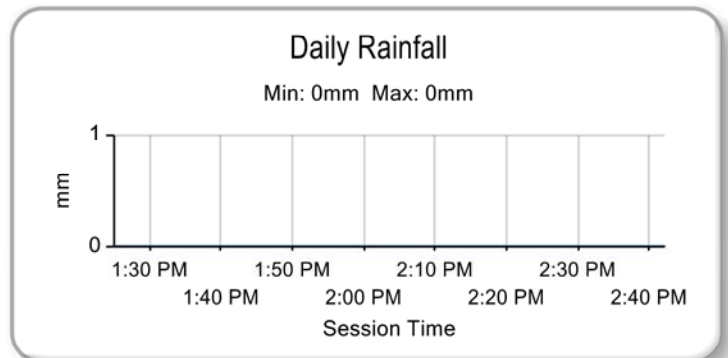
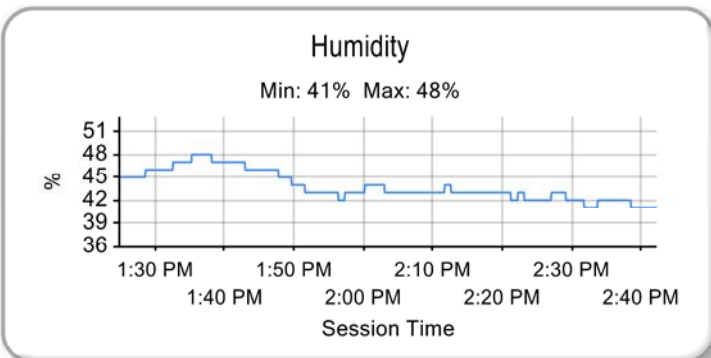
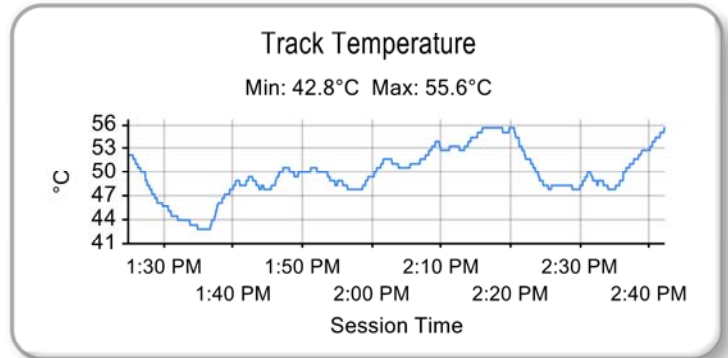
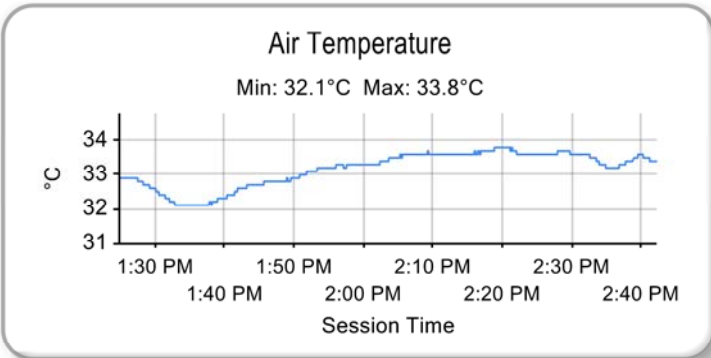
P22 22 Am		Cody ELLSWORTH			Porsche Cayman GT4 Clubsport MR - CRP Racing			
IDEAL LAP TIME : 2:22.358		BEST LAP TIME : 2:22.590		DIFFERENCE : 0.232				
LAP	SECTOR 1	SECTOR 2		SECTOR 3	LAP TIME	MPH	DIFF	TIME OF DAY
1 -		58.632	135.5	58.050	2:32.708	80.87	10.118	13:47:00.619
2 -	30.821	54.722	144.6	57.047	2:22.590 (1)	86.61		13:49:23.209
3 -	31.469	55.703	144.0	57.347	2:24.519	85.46	1.929	13:51:47.728
4 -	30.883	54.765	144.0	57.132	2:22.780 (2)	86.50	0.190	13:54:10.508
5 -	31.046	55.566	143.7	56.892	2:23.504	86.06	0.914	13:56:34.012
6 -	30.744	55.120	142.4	57.248	2:23.112 (3)	86.30	0.522	13:58:57.124
7 -	31.115	55.935	143.3	57.670	2:24.720	85.34	2.130	14:01:21.844

P23 2 Am		Jason BELL			SIN R1 GT4 - Racers Edge Motorsports			
IDEAL LAP TIME : 2:29.046		BEST LAP TIME :		DIFFERENCE :				
LAP	SECTOR 1	SECTOR 2		SECTOR 3	LAP TIME	MPH	DIFF	TIME OF DAY
1 -		1:13.977	135.0	1:00.155	2:49.034	73.06		13:47:16.945
2 -	32.196	56.695	128.8	IN PIT	2:37.014 P	78.66		13:49:53.959
3 -	OUTLAP	1:00.171	138.9	IN PIT	7:07.097 P	28.91		13:57:01.056

Grand Prix of Texas

GTS

ROUND 15 -Saturday September 2nd 2017 - WEATHER CONDITIONS



Weather / Track : Sunny / Dry

Results can be found at www.tsl-timing.com

Circuit of the Americas
Circuit Length = 3.4308 miles
Start: 13:44 Flag 14:36 End: 14:42

Printed - 14:47 Saturday, September 2, 2017

Grand Prix of Texas

GTS

ROUND 16 - Sunday September 3rd 2017 - GRID (50 minutes) - AMENDED 3



ROW 12		23	64 Jonathan MILLER	GTS - Am		
ROW 11	22	46 Scott DOLLAHITE	GTS - Pro	21	2 Jason BELL	GTS - Am
ROW 10	20	9 Bill ZIEGLER	GTS - Am	19	017 Adam MERZON	GTS - Am
ROW 9	18	11 Tony GAPLES	GTS - Am	17	45 Bob MICHAELIAN	GTS - Am
ROW 8	16	24 Frank GANNETT	GTS - Am	15	62 Mark KLENIN	GTS - Am
ROW 7	14	22 Cody ELLSWORTH	GTS - Am	13	7 Carter YEUNG	GTS - Am
ROW 6	12	47 Keith JENSEN	GTS - Am	11	14 Nate STACY	GTS - Pro
ROW 5	10	04 George KURTZ	GTS - Am	9	10 Lawson ASCHENBACH	GTS - Pro
ROW 4	8	25 Dakota DICKERSON	GTS - Am	7	50 Ian JAMES	GTS - Pro
ROW 3	6	12 Drew STAVELEY	GTS - Pro	5	3 Rodrigo BAPTISTA	GTS - Pro
ROW 2	4	80 Martin BARKEY	GTS - Pro	3	19 Parker CHASE	GTS - Pro
ROW 1	2	99 Jeff COURTNEY	GTS - Pro	1	69 Harry GOTTSACKER	GTS - Pro
Pole						

Car #45 - 5 position grid penalty - PWCR 1.11.3 - Stewards' Decision No. 5
 Car #64 - Change of driver - to start from back of grid

Circuit of the Americas
 Circuit Length = 3.4308 miles

These results are provisional until the conclusion of any judicial and technical matters.

Chief Steward :	Chief of Timing
-----------------	-----------------

Results can be found at www.tsl-timing.com

Printed - 08:35 Sunday, September 3, 2017



Grand Prix of Texas

GTS

ROUND 16 - Sunday September 3rd 2017 - CLASSIFICATION - FINAL



POS	NO	CL	PIC NAME	ENTRY	LAPS	TIME	GAP	DIFF	MPH	BEST	ON
1	3	Pro	1 Rodrigo BAPTISTA	Porsche Cayman GT4 Clubsport MR - Flying Lizard	22	51:10.424			88.27	2:18.573	4
2	19	Pro	2 Parker CHASE	Ginetta G55 - Performance Motorsports Group	22	51:13.186	2.762	2.762	88.20	2:18.789	2
3	99	Pro	3 Jeff COURTNEY	Maserati GT4 - JCR Motorsports	22	51:18.654	8.230	5.468	88.04	2:18.947	5
4	12	Pro	4 Drew STAVELEY	Ginetta G55 - Ian Lacy Racing	22	51:19.496	9.072	0.842	88.01	2:18.622	4
5	69	Pro	5 Harry GOTTSACKER	Ginetta G55 - Performance Motorsports Group	22	51:20.245	9.821	0.749	87.99	2:18.697	4
6	80	Pro	6 Martin BARKEY	KTM Xbow GT4 - Mantella Autosports	22	51:31.969	21.545	11.724	87.66	2:18.913	3
7	46	Pro	7 Scott DOLLAHITE	Lotus Evora - SDR Motorsports	22	51:37.080	26.656	5.111	87.52	2:19.050	3
8	14	Pro	8 Nate STACY	Porsche Cayman GT4 Clubsport MR - Flying Lizard	22	51:38.036	27.612	0.956	87.49	2:19.105	3
9	10	Pro	9 Lawson ASCHENBACH	Chevrolet Camaro GT4 - Blackdog Speed Shop	22	51:52.428	42.004	14.392	87.08	2:18.783	3
10	04	Am	1 George KURTZ	McLaren 570S GT4 - GMG Racing	22	52:01.059	50.635	8.631	86.84	2:19.648	3
11	45	Am	2 Bob MICHAELIAN	SIN R1 GT4 - Racers Edge Motorsports	22	52:28.959	1:18.535	27.900	86.07	2:20.027	6
12	7	Am	3 Carter YEUNG	Porsche Cayman GT4 Clubsport MR - GMG Racing	22	52:31.807	1:21.383	2.848	86.00	2:21.702	6
13	62	Am	4 Mark KLENIN	McLaren 570S GT4 - KPR	22	52:34.450	1:24.026	2.643	85.92	2:20.749	3
14	11	Am	5 Tony GAPLES	Chevrolet Camaro GT4 - Blackdog Speed Shop	22	52:38.312	1:27.888	3.862	85.82	2:20.604	6
15	24	Am	6 Frank GANNETT	Ginetta G55 - Ian Lacy Racing	22	52:42.560	1:32.136	4.248	85.70	2:21.659	19
16	47	Am	7 Keith JENSEN	Porsche Cayman GT4 Clubsport MR - NOLA Sport	21	49:39.746	1 Lap	1 Lap	86.82	2:20.041	5
17	22	Am	8 Cody ELLSWORTH	Porsche Cayman GT4 Clubsport MR - CRP Racing	21	50:05.351	1 Lap	25.605	86.08	2:21.239	2
18	017	Am	9 Adam MERZON	Porsche Cayman GT4 Clubsport MR - Case-it Racir	21	51:13.373	1 Lap	1:08.022	84.17	2:23.921	3
19	2	Am	10 Jason BELL	SIN R1 GT4 - Racers Edge Motorsports	20	47:25.360	2 Laps	1 Lap	86.58	2:20.292	10

NOT CLASSIFIED

NC	9	Am	Bill ZIEGLER	KTM Xbow GT4 - ANSA Motorsports	10	24:08.173	12 Laps	10 Laps	84.82	2:22.646	7
NC	64	Am	Jonathan MILLER	Porsche Cayman GT4 Clubsport MR - GMG Racing	6	14:53.897	16 Laps	4 Laps	82.15	2:21.101	4
NC	50	Pro	Ian JAMES	Panoz Avezano GT - Team Panoz Racing	2	10:39.141	20 Laps	4 Laps	37.61		
NC	25	Am	Dakota DICKERSON	KTM Xbow GT4 - ANSA Motorsports	1	2:41.621	21 Laps	1 Lap	72.31		

FASTEST LAP

3	Pro	Rodrigo BAPTISTA	Porsche Cayman GT4 Clubsport MR - Flying Lizard	4	2:18.573	89.12 mph	143.43 kph
04	Am	George KURTZ	McLaren 570S GT4 - GMG Racing	3	2:19.648	88.44 mph	142.33 kph

Weather / Track : Sunny / Dry

These results are provisional until the conclusion of any judicial and technical matters.

Circuit of the Americas

Circuit Length = 3.4308 miles

Start: 10:00 Flag 10:51 End: 10:56

Chief Steward :

Chief of Timing

Results can be found at www.tsl-timing.com

Printed - 11:02 Sunday, September 3, 2017



Grand Prix of Texas

GTSA

ROUND 16 - Sunday September 3rd 2017 - CLASSIFICATION - FINAL



POS	NO	CL	PIC NAME	ENTRY	LAPS	TIME	GAP	DIFF	MPH	BEST	ON
1	04	Am	1 George KURTZ	McLaren 570S GT4 - GMG Racing	22	52:01.059			86.84	2:19.648	3
2	45	Am	2 Bob MICHAELIAN	SIN R1 GT4 - Racers Edge Motorsports	22	52:28.959	27.900	27.900	86.07	2:20.027	6
3	7	Am	3 Carter YEUNG	Porsche Cayman GT4 Clubsport MR - GMG Racing	22	52:31.807	30.748	2.848	86.00	2:21.702	6
4	62	Am	4 Mark KLENIN	McLaren 570S GT4 - KPR	22	52:34.450	33.391	2.643	85.92	2:20.749	3
5	11	Am	5 Tony GAPLES	Chevrolet Camaro GT4 - Blackdog Speed Shop	22	52:38.312	37.253	3.862	85.82	2:20.604	6
6	24	Am	6 Frank GANNETT	Ginetta G55 - Ian Lacy Racing	22	52:42.560	41.501	4.248	85.70	2:21.659	19
7	47	Am	7 Keith JENSEN	Porsche Cayman GT4 Clubsport MR - NOLAsport	21	49:39.746	1 Lap	1 Lap	86.82	2:20.041	5
8	22	Am	8 Cody ELLSWORTH	Porsche Cayman GT4 Clubsport MR - CRP Racing	21	50:05.351	1 Lap	25.605	86.08	2:21.239	2
9	017	Am	9 Adam MERZON	Porsche Cayman GT4 Clubsport MR - Case-it Racir	21	51:13.373	1 Lap	1:08.022	84.17	2:23.921	3
10	2	Am	10 Jason BELL	SIN R1 GT4 - Racers Edge Motorsports	20	47:25.360	2 Laps	1 Lap	86.58	2:20.292	10

NOT CLASSIFIED

NC	9	Am	Bill ZIEGLER	KTM Xbow GT4 - ANSA Motorsports	10	24:08.173	12 Laps	10 Laps	84.82	2:22.646	7
NC	64	Am	Jonathan MILLER	Porsche Cayman GT4 Clubsport MR - GMG Racing	6	14:53.897	16 Laps	4 Laps	82.15	2:21.101	4
NC	25	Am	Dakota DICKERSON	KTM Xbow GT4 - ANSA Motorsports	1	2:41.621	21 Laps	5 Laps	72.31		

FASTEST LAP

04	Am	George KURTZ	McLaren 570S GT4 - GMG Racing	3	2:19.648	88.44 mph	142.33 kph
----	----	--------------	-------------------------------	---	----------	-----------	------------

Weather / Track : Sunny / Dry

These results are provisional until the conclusion of any judicial and technical matters.

Circuit of the Americas

Circuit Length = 3.4308 miles

Start: 10:00 Flag 10:51 End: 10:56

Chief Steward :

Chief of Timing

Results can be found at www.tsl-timing.com

Printed - 11:01 Sunday, September 3, 2017



Grand Prix of Texas

GTS

ROUND 16 - Sunday September 3rd 2017 - BEST SECTORS

SECTOR 1			SECTOR 2			SECTOR 3			IDEAL / BEST COMPARISON						
POS	NO	NAME	TIME	NO	NAME	TIME	NO	NAME	TIME	POS	NO	NAME	IDEAL	BEST	DIFF
													PERFECT LAP	2:17.825	
1	04	KURTZ	29.996	99	COURTNEY	52.862	19	CHASE	54.967	1	19	CHASE	2:18.374	2:18.789	0.415
2	46	DOLLAHITE	29.999	10	ASCHENBACH	53.026	69	GOTTSACKER	54.978	2	12	STAVELEY	2:18.481	2:18.622	0.141
3	10	ASCHENBACH	30.003	12	STAVELEY	53.174	12	STAVELEY	55.130	3	3	BAPTISTA	2:18.495	2:18.573	0.078
4	3	BAPTISTA	30.007	46	DOLLAHITE	53.211	3	BAPTISTA	55.166	4	69	GOTTSACKER	2:18.513	2:18.697	0.184
5	14	STACY	30.010	14	STACY	53.271	46	DOLLAHITE	55.412	5	10	ASCHENBACH	2:18.537	2:18.783	0.246
6	99	COURTNEY	30.019	69	GOTTSACKER	53.319	80	BARKEY	55.444	6	99	COURTNEY	2:18.613	2:18.947	0.334
7	19	CHASE	30.035	3	BAPTISTA	53.322	10	ASCHENBACH	55.508	7	46	DOLLAHITE	2:18.622	2:19.050	0.428
8	64	MILLER	30.038	04	KURTZ	53.368	14	STACY	55.584	8	14	STACY	2:18.865	2:19.105	0.240
9	80	BARKEY	30.075	19	CHASE	53.372	99	COURTNEY	55.732	9	80	BARKEY	2:18.913	2:18.913	0.000
10	45	MICHAELIAN	30.077	80	BARKEY	53.394	47	JENSEN	55.976	10	04	KURTZ	2:19.348	2:19.648	0.300
11	11	GAPLES	30.087	62	KLENIN	53.596	04	KURTZ	55.984	11	47	JENSEN	2:19.888	2:20.041	0.153
12	12	STAVELEY	30.177	47	JENSEN	53.676	45	MICHAELIAN	56.163	12	45	MICHAELIAN	2:19.969	2:20.027	0.058
13	69	GOTTSACKER	30.216	45	MICHAELIAN	53.729	2	BELL	56.235	13	11	GAPLES	2:20.201	2:20.604	0.403
14	62	KLENIN	30.216	2	BELL	53.766	11	GAPLES	56.245	14	2	BELL	2:20.264	2:20.292	0.028
15	47	JENSEN	30.236	11	GAPLES	53.869	22	ELLSWORTH	56.492	15	62	KLENIN	2:20.426	2:20.749	0.323
16	2	BELL	30.263	64	MILLER	54.018	7	YEUNG	56.605	16	64	MILLER	2:20.820	2:21.101	0.281
17	22	ELLSWORTH	30.316	9	ZIEGLER	54.109	62	KLENIN	56.614	17	22	ELLSWORTH	2:21.017	2:21.239	0.222
18	7	YEUNG	30.550	22	ELLSWORTH	54.209	24	GANNETT	56.619	18	7	YEUNG	2:21.413	2:21.702	0.289
19	9	ZIEGLER	30.589	50	JAMES	54.226	64	MILLER	56.764	19	24	GANNETT	2:21.571	2:21.659	0.088
20	24	GANNETT	30.619	7	YEUNG	54.258	9	ZIEGLER	57.168	20	9	ZIEGLER	2:21.866	2:22.646	0.780
21	017	MERZON	30.890	24	GANNETT	54.333	017	MERZON	57.675	21	017	MERZON	2:23.759	2:23.921	0.162
22				25	DICKERSON	54.553				22	25	DICKERSON			
23				017	MERZON	55.194				23	50	JAMES			

Weather / Track : Sunny / Dry

Results can be found at www.tsl-timing.com

Circuit of the Americas
 Circuit Length = 3.4308 miles
 Start: 10:00 Flag 10:51 End: 10:56

Printed - 10:58 Sunday, September 3, 2017

Grand Prix of Texas

GTS

ROUND 16 - Sunday September 3rd 2017 - BEST SPEEDS

POS	INTERMEDIATE 1		INTERMEDIATE 2		FINISH LINE	
	NO	NAME	MPH	NO	NAME	MPH
1			62	KLENIN	150.4	
2			04	KURTZ	149.4	
3			10	ASCHENBACH	148.7	
4			11	GAPLES	146.8	
5			7	YEUNG	146.5	
6			64	MILLER	146.5	
7			3	BAPTISTA	146.2	
8			46	DOLLAHITE	145.8	
9			14	STACY	145.8	
10			47	JENSEN	145.8	
11			99	COURTNEY	145.2	
12			22	ELLSWORTH	145.2	
13			2	BELL	145.2	
14			45	MICHAELIAN	144.9	
15			017	MERZON	144.9	
16			80	BARKEY	142.1	
17			19	CHASE	141.5	
18			12	STAVELEY	141.5	
19			69	GOTTSACKER	141.5	
20			9	ZIEGLER	140.9	
21			24	GANNETT	140.6	
22			50	JAMES	131.5	
23			25	DICKERSON	128.8	

Weather / Track : Sunny / Dry

Results can be found at www.tsl-timing.com

Circuit of the Americas
Circuit Length = 3.4308 miles
Start: 10:00 Flag 10:51 End: 10:56

Printed - 10:59 Sunday, September 3, 2017

Grand Prix of Texas

GTS

ROUND 16 - Sunday September 3rd 2017 - LAP CHART

LAP 1 @ 10:03:00.473			LAP 2 @ 10:05:19.344			LAP 3 @ 10:07:38.086			LAP 4 @ 10:09:56.659			LAP 5 @ 10:12:15.599		
NO	BEHIND	LAP TIME	NO	BEHIND	LAP TIME	NO	BEHIND	LAP TIME	NO	BEHIND	LAP TIME	NO	BEHIND	LAP TIME
3		2:19.937	3		2:18.871	3		2:18.742	3		2:18.573	3		2:18.940
69	0.182	2:20.119	69	0.102	2:18.791	19	0.477	2:18.800	69	0.874	2:18.697	69	0.780	2:18.846
19	0.501	2:20.438	19	0.419	2:18.789	69	0.750	2:19.390	19	1.224	2:19.320	19	1.281	2:18.997
12	1.146	2:21.083	12	1.469	2:19.194	12	1.874	2:19.147	12	1.923	2:18.622	12	1.979	2:18.996
99	2.244	2:22.181	99	2.433	2:19.060	10	2.633	2:18.783	99	3.893	2:18.994	99	3.900	2:18.947
10	2.581	2:22.518	10	2.592	2:18.882	99	3.472	2:19.781	14	5.114	2:19.486	14	7.382	2:21.208
14	3.317	2:23.254	14	3.838	2:19.392	14	4.201	2:19.105	80	5.423	2:19.280	80	8.320	2:21.837
80	3.974	2:23.911	80	4.545	2:19.442	80	4.716	2:18.913	10	6.449	2:22.389 P	04	12.611	2:20.555
47	5.344	2:25.281	47	7.115	2:20.642	47	8.449	2:20.076	04	10.996	2:20.717	46	12.905	2:19.802
7	5.958	2:25.895	04	7.946	2:19.997	04	8.852	2:19.648	46	12.043	2:21.505	47	13.953	2:20.041
04	6.820	2:26.757	7	8.799	2:21.712	46	9.111	2:19.050	47	12.852	2:22.976	7	19.267	2:21.950
22	7.211	2:27.148	46	8.803	2:19.518	7	12.386	2:22.329	7	16.257	2:22.444	62	20.027	2:21.685
46	8.156	2:28.093	22	9.579	2:21.239	22	12.542	2:21.705	62	17.282	2:22.072	22	20.340	2:21.668
11	8.156	2:28.093	11	10.289	2:21.004	62	13.783	2:20.749	22	17.612	2:23.643	2	21.409	2:20.894
62	9.377	2:29.314	62	11.776	2:21.270	11	16.416	2:24.869 P	2	19.455	2:20.774	45	24.249	2:22.046
017	11.464	2:31.401	2	14.898	2:21.902	2	17.254	2:21.098	45	21.143	2:20.154	10	27.249	2:39.740
2	11.867	2:31.804	45	16.533	2:23.205	45	19.562	2:21.771	24	28.796	2:23.363	24	32.883	2:23.027
45	12.199	2:32.136	017	18.536	2:25.943	017	23.715	2:23.921	017	30.083	2:24.941	017	35.796	2:24.653
24	13.173	2:33.110	24	19.106	2:24.804	24	24.006	2:23.642	9	31.130	2:23.244	9	36.118	2:23.928
9	14.581	2:34.518	9	21.055	2:25.345	9	26.459	2:24.146	11	40.591	2:42.748	11	42.672	2:21.021
25	21.684	2:41.621 P	64	40.473	2:22.591	64	43.885	2:22.154	64	46.413	2:21.101	64	49.189	2:21.716
50	23.202	2:43.139 P							50	2 Laps	7:56.002 P			
64	36.753	2:56.690												

Weather / Track : Sunny / Dry

Grand Prix of Texas

GTS

ROUND 16 - Sunday September 3rd 2017 - LAP CHART

LAP 6 @ 10:14:34.543			LAP 7 @ 10:16:54.122			LAP 8 @ 10:19:13.429			LAP 9 @ 10:21:32.971			LAP 10 @ 10:23:52.616		
NO	BEHIND	LAP TIME	NO	BEHIND	LAP TIME	NO	BEHIND	LAP TIME	NO	BEHIND	LAP TIME	NO	BEHIND	LAP TIME
3		2:18.944	3		2:19.579	3		2:19.307	3		2:19.542	3		2:19.645
69	0.894	2:19.058	69	0.429	2:19.114	69	0.592	2:19.470	69	0.471	2:19.421	69	0.543	2:19.717
19	1.264	2:18.927	19	0.835	2:19.150	19	0.955	2:19.427	19	1.038	2:19.625	19	0.956	2:19.563
12	2.148	2:19.113	12	1.860	2:19.291	12	2.371	2:19.818	12	2.861	2:20.032	12	2.955	2:19.739
99	4.587	2:19.631	99	5.231	2:20.223	99	5.578	2:19.654	99	5.353	2:19.317	99	5.122	2:19.414
14	8.207	2:19.769	80	9.452	2:19.612	80	12.291	2:22.146	80	13.120	2:20.371	80	13.113	2:19.638
80	9.419	2:20.043	14	9.587	2:20.959	14	13.233	2:22.953	14	14.342	2:20.651	14	15.016	2:20.319
46	15.508	2:21.547	46	15.684	2:19.755	46	15.524	2:19.147	46	15.742	2:19.760	46	15.478	2:19.381
04	15.692	2:22.025	04	17.658	2:21.545	04	20.492	2:22.141	04	22.971	2:22.021	04	24.911	2:21.585
47	16.238	2:21.229	47	18.534	2:21.875	47	20.524	2:21.297	47	23.374	2:22.392	47	25.683	2:21.954
7	22.025	2:21.702	62	26.160	2:22.982	62	29.018	2:22.165	10	31.409	2:20.970	10	32.059	2:20.295
62	22.757	2:21.674	7	26.915	2:24.469	7	29.634	2:22.026	62	33.083	2:23.607	2	33.906	2:20.292
22	23.067	2:21.671	2	27.404	2:23.154	10	29.981	2:21.348	2	33.259	2:22.451	62	36.461	2:23.023
2	23.829	2:21.364	22	27.591	2:24.103	2	30.350	2:22.253	7	33.866	2:23.774	45	36.870	2:22.425
45	25.332	2:20.027	10	27.940	2:19.944	45	30.941	2:21.339	45	34.090	2:22.691	7	38.088	2:23.867
10	27.575	2:19.270	45	28.909	2:23.156	22	31.443	2:23.159	22	34.692	2:22.791	22	38.432	2:23.385
24	36.859	2:22.920	24	39.873	2:22.593	24	43.209	2:22.643	24	46.010	2:22.343	24	49.799	2:23.434
9	40.676	2:23.502	9	43.743	2:22.646	9	47.283	2:22.847	11	50.963	2:22.330	11	53.350	2:22.032
017	44.199	2:27.347	11	46.248	2:21.495	11	48.175	2:21.234	9	52.039	2:24.298	9	56.093	2:23.699
11	44.332	2:20.604	017	50.740	2:26.120	017	57.053	2:25.620	017	1:02.757	2:25.246	017	1:08.527	2:25.415
64	59.890	2:29.645 P												

Weather / Track : Sunny / Dry

Circuit of the Americas
 Circuit Length = 3.4308 miles
 Start: 10:00 Flag 10:51 End: 10:56

Grand Prix of Texas

GTS

ROUND 16 - Sunday September 3rd 2017 - LAP CHART

LAP 11 @ 10:26:12.096			LAP 12 @ 10:28:32.001			LAP 13 @ 10:30:51.875			LAP 14 @ 10:33:11.576			LAP 15 @ 10:35:31.885		
NO	BEHIND	LAP TIME	NO	BEHIND	LAP TIME	NO	BEHIND	LAP TIME	NO	BEHIND	LAP TIME	NO	BEHIND	LAP TIME
3		2:19.480	3		2:19.905	3		2:19.874	3		2:19.701	3		2:20.309
69	0.588	2:19.525	69	0.318	2:19.635	69	0.257	2:19.813	69	0.214	2:19.658	69	0.764	2:20.859
19	0.978	2:19.502	19	0.877	2:19.804	19	0.674	2:19.671	19	0.936	2:19.963	19	1.453	2:20.826
12	3.700	2:20.225	12	4.076	2:20.281	12	3.953	2:19.751	12	4.766	2:20.514	12	4.619	2:20.162
99	5.693	2:20.051	99	6.103	2:20.315	99	6.789	2:20.560	99	7.598	2:20.510	99	7.738	2:20.449
80	13.894	2:20.261	80	14.268	2:20.279	80	14.389	2:19.995	80	14.565	2:19.877	80	14.520	2:20.264
14	16.555	2:21.019	46	17.248	2:20.335	46	17.883	2:20.509	46	18.474	2:20.292	46	19.085	2:20.920
46	16.818	2:20.820	14	18.124	2:21.474	14	19.485	2:21.235	14	20.196	2:20.412	14	20.582	2:20.695
04	26.501	2:21.070	04	28.087	2:21.491	04	29.992	2:21.779	10	34.924	2:21.097	10	34.995	2:20.380
47	27.155	2:20.952	47	28.788	2:21.538	47	30.459	2:21.545	04	36.641	2:26.350	04	37.808	2:21.476
10	32.720	2:20.141	10	33.268	2:20.453	10	33.528	2:20.134	47	36.718	2:25.960	47	38.938	2:22.529
2	35.912	2:21.486	2	39.003	2:22.996	2	41.025	2:21.896	2	43.260	2:21.936	2	44.525	2:21.574
62	39.739	2:22.758	62	42.502	2:22.668	62	45.390	2:22.762	62	50.030	2:24.341	62	52.938	2:23.217
45	40.239	2:22.849	45	43.226	2:22.892	45	45.704	2:22.352	45	50.285	2:24.282	45	53.862	2:23.886
22	41.722	2:22.770	22	43.835	2:22.018	22	46.261	2:22.300	22	50.736	2:24.176	22	54.262	2:23.835
7	42.276	2:23.668	7	44.766	2:22.395	7	49.383	2:24.491	7	52.183	2:22.501	7	55.062	2:23.188
24	53.749	2:23.430	24	58.001	2:24.157	24	1:02.801	2:24.674	11	1:06.252	2:22.709	11	1:08.176	2:22.233
11	55.421	2:21.551	11	58.561	2:23.045	11	1:03.244	2:24.557	24	1:07.250	2:24.150	24	1:09.411	2:22.470
017	1:14.686	2:25.639	017	1:20.597	2:25.816	017	1:28.028	2:27.305	017	1:33.863	2:25.536	017	1:40.148	2:26.594

Weather / Track : Sunny / Dry

Grand Prix of Texas

GTS

ROUND 16 - Sunday September 3rd 2017 - LAP CHART

LAP 16 @ 10:37:51.893			LAP 17 @ 10:40:11.355			LAP 18 @ 10:42:31.004			LAP 19 @ 10:44:51.008			LAP 20 @ 10:47:10.974		
NO	BEHIND	LAP TIME	NO	BEHIND	LAP TIME	NO	BEHIND	LAP TIME	NO	BEHIND	LAP TIME	NO	BEHIND	LAP TIME
3		2:20.008	3		2:19.462	3		2:19.649	3		2:20.004	3		2:19.966
69	0.625	2:19.869	19	1.420	2:19.779	19	1.631	2:19.860	19	1.158	2:19.531	19	0.864	2:19.672
19	1.103	2:19.658	69	1.828	2:20.665	69	2.153	2:19.974	69	1.883	2:19.734	69	1.444	2:19.527
12	5.188	2:20.577	12	5.939	2:20.213	12	6.875	2:20.585	12	7.274	2:20.403	12	7.575	2:20.267
99	7.976	2:20.246	99	8.410	2:19.896	99	8.737	2:19.976	99	8.529	2:19.796	99	8.301	2:19.738
80	15.345	2:20.833	80	16.491	2:20.608	80	16.960	2:20.118	80	18.068	2:21.112	80	18.541	2:20.439
46	19.833	2:20.756	46	20.794	2:20.423	46	21.768	2:20.623	46	22.570	2:20.806	46	23.278	2:20.674
14	21.264	2:20.690	14	22.490	2:20.688	14	23.647	2:20.806	14	24.309	2:20.666	14	25.213	2:20.870
10	35.589	2:20.602	10	36.589	2:20.462	10	37.295	2:20.355	10	38.149	2:20.858	10	39.469	2:21.286
04	38.903	2:21.103	04	40.725	2:21.284	04	42.696	2:21.620	04	44.622	2:21.930	04	46.594	2:21.938
47	40.477	2:21.547	47	42.215	2:21.200	47	44.684	2:22.118	47	45.536	2:20.856	47	46.948	2:21.378
2	46.372	2:21.855	2	48.605	2:21.695	2	50.028	2:21.072	2	52.510	2:22.486	2	54.922	2:22.378
62	56.739	2:23.809	62	1:00.420	2:23.143	45	1:05.276	2:24.090	45	1:07.892	2:22.620	45	1:11.240	2:23.314
45	57.165	2:23.311	45	1:00.835	2:23.132	22	1:05.627	2:23.811	22	1:08.579	2:22.956	22	1:11.997	2:23.384
22	57.503	2:23.249	22	1:01.465	2:23.424	7	1:06.283	2:23.788	7	1:09.393	2:23.114	7	1:13.079	2:23.652
7	58.194	2:23.140	7	1:02.144	2:23.412	62	1:06.919	2:26.148	62	1:10.603	2:23.688	62	1:13.670	2:23.033
11	1:10.062	2:21.894	11	1:12.779	2:22.179	11	1:15.527	2:22.397	11	1:17.941	2:22.418	11	1:20.809	2:22.834
24	1:11.656	2:22.253	24	1:14.282	2:22.088	24	1:18.940	2:24.307	24	1:20.595	2:21.659	24	1:23.853	2:23.224
017	1:46.410	2:26.270	017	1:53.107	2:26.159	017	2:00.641	2:27.183	017	2:06.508	2:25.871	017	2:13.004	2:26.462

Weather / Track : Sunny / Dry

Grand Prix of Texas

GTS

ROUND 16 - Sunday September 3rd 2017 - LAP CHART

LAP 21 @ 10:49:30.693			LAP 22 @ 10:51:50.960		
NO	BEHIND	LAP TIME	NO	BEHIND	LAP TIME
3		2:19.719	3		2:20.267
19	1.019	2:19.874	19	2.762	2:22.010
69	1.664	2:19.939	017	1 Lap	2:29.931
99	8.073	2:19.491	99	8.230	2:20.424
12	8.698	2:20.842	12	9.072	2:20.641
80	20.070	2:21.248	69	9.821	2:28.424
46	24.865	2:21.306	80	21.545	2:21.742
14	26.853	2:21.359	46	26.656	2:22.058
10	40.934	2:21.184	14	27.612	2:21.026
04	48.300	2:21.425	10	42.004	2:21.337
47	49.589	2:22.360	04	50.635	2:22.602
45	1:14.610	2:23.089	45	1:18.535	2:24.192
22	1:15.194	2:22.916	7	1:21.383	2:24.657
7	1:16.993	2:23.633	62	1:24.026	2:26.216
62	1:18.077	2:24.126	11	1:27.888	2:23.614
11	1:24.541	2:23.451	24	1:32.136	2:24.141
24	1:28.262	2:24.128			

Weather / Track : Sunny / Dry

Results can be found at www.tsl-timing.com

Page 5 of 5

Circuit of the Americas
Circuit Length = 3.4308 miles
Start: 10:00 Flag 10:51 End: 10:56

Printed - 10:59 Sunday, September 3, 2017

Grand Prix of Texas

GTS

ROUND 16 - Sunday September 3rd 2017 - POSITION CHART

No	Name	Lap Pos	Lap																				
			1	2	3	4	5	6	7	8	9	10	11	12	13	14	15	16	17	18	19	20	21
69	GOTTSACKER	1	3	3	3	3	3	3	3	3	3	3	3	3	3	3	3	3	3	3	3	3	3
99	COURTNEY	2	69	69	19	69	69	69	69	69	69	69	69	69	69	69	69	19	19	19	19	19	19
19	CHASE	3	19	19	69	19	19	19	19	19	19	19	19	19	19	19	19	69	69	69	69	69	99
80	BARKEY	4	12	12	12	12	12	12	12	12	12	12	12	12	12	12	12	12	12	12	12	99	12
3	BAPTISTA	5	99	99	10	99	99	99	99	99	99	99	99	99	99	99	99	99	99	99	99	12	69
12	STAVELEY	6	10	10	99	14	14	14	80	80	80	80	80	80	80	80	80	80	80	80	80	80	80
50	JAMES	7	14	14	14	80	80	80	14	14	14	14	14	46	46	46	46	46	46	46	46	46	46
25	DICKERSON	8	80	80	80	10	04	46	46	46	46	46	46	14	14	14	14	14	14	14	14	14	14
10	ASCHENBACH	9	47	47	47	04	46	04	04	04	04	04	04	04	04	10	10	10	10	10	10	10	10
04	KURTZ	10	7	04	04	46	47	47	47	47	47	47	47	47	47	04	04	04	04	04	04	04	04
14	STACY	11	04	7	46	47	7	7	62	62	10	10	10	10	10	47	47	47	47	47	47	47	45
47	JENSEN	12	22	46	7	7	62	62	7	7	62	2	2	2	2	2	2	2	2	2	2	45	7
7	YEUNG	13	46	22	22	62	22	22	2	10	2	62	62	62	62	62	62	62	45	45	45	22	62
22	ELLSWORTH	14	11	11	62	22	2	2	22	2	7	45	45	45	45	45	45	45	22	22	22	7	11
62	KLENIN	15	62	62	11	2	45	45	10	45	45	7	22	22	22	22	22	22	7	7	7	62	24
24	GANNETT	16	017	2	2	45	10	10	45	22	22	22	7	7	7	7	7	7	62	62	62	11	
45	MICHAELIAN	17	2	45	45	24	24	24	24	24	24	24	24	24	24	11	11	11	11	11	11	11	24
11	GAPLES	18	45	017	017	017	017	9	9	9	11	11	11	11	11	24	24	24	24	24	24	017	
017	MERZON	19	24	24	24	9	9	017	11	11	9	9	017	017	017	017	017	017	017	017	017	017	
9	ZIEGLER	20	9	9	9	11	11	11	017	017	017	017											
2	BELL	21	25	64	64	64	64	64															
46	DOLLAHITE	22	50	50																			
64	MILLER	23	64																				

Weather / Track : Sunny / Dry

Results can be found at www.tsl-timing.com

Circuit of the Americas
 Circuit Length = 3.4308 miles
 Start: 10:00 Flag 10:51 End: 10:56

Printed - 10:59 Sunday, September 3, 2017

Grand Prix of Texas

GTS

ROUND 16 - Sunday September 3rd 2017 - SECTOR ANALYSIS

SECTOR 1 = FL to I1, SECTOR 2 = I1 to I2, SECTOR 3 = I2 to FL, DIFF = Difference To Personal Best Lap, P = Crossed Finish Line in Pit Lane, D = Time Disallowed

P1		3 Pro		Rodrigo BAPTISTA		Porsche Cayman GT4 Clubsport MR - Flying Lizard Motorsports		
IDEAL LAP TIME : 2:18.495		BEST LAP TIME : 2:18.573		DIFFERENCE : 0.078				
LAP	SECTOR 1	SECTOR 2		SECTOR 3	LAP TIME	MPH	DIFF	TIME OF DAY
1 -		53.573	141.8	56.108	2:19.937	88.26	1.364	10:03:00.473
2 -	30.059	53.408	144.6	55.404	2:18.871 (3)	88.93	0.298	10:05:19.344
3 -	30.086	53.322	145.2	55.334	2:18.742 (2)	89.02	0.169	10:07:38.086
4 -	30.048	53.359	145.2	55.166	2:18.573 (1)	89.12		10:09:56.659
5 -	30.103	53.398	145.2	55.439	2:18.940	88.89	0.367	10:12:15.599
6 -	30.007	53.490	145.5	55.447	2:18.944	88.89	0.371	10:14:34.543
7 -	30.027	53.780	145.2	55.772	2:19.579	88.48	1.006	10:16:54.122
8 -	30.063	53.565	145.2	55.679	2:19.307	88.65	0.734	10:19:13.429
9 -	30.022	53.875	144.9	55.645	2:19.542	88.51	0.969	10:21:32.971
10 -	30.153	53.790	145.5	55.702	2:19.645	88.44	1.072	10:23:52.616
11 -	30.023	53.683	145.2	55.774	2:19.480	88.54	0.907	10:26:12.096
12 -	30.212	53.910	145.2	55.783	2:19.905	88.28	1.332	10:28:32.001
13 -	30.014	53.957	146.2	55.903	2:19.874	88.30	1.301	10:30:51.875
14 -	30.103	53.691	145.2	55.907	2:19.701	88.40	1.128	10:33:11.576
15 -	30.225	54.451	145.2	55.633	2:20.309	88.02	1.736	10:35:31.885
16 -	30.093	54.017	145.2	55.898	2:20.008	88.21	1.435	10:37:51.893
17 -	30.034	53.625	145.2	55.803	2:19.462	88.56	0.889	10:40:11.355
18 -	30.084	53.594	145.5	55.971	2:19.649	88.44	1.076	10:42:31.004
19 -	30.181	54.002	145.2	55.821	2:20.004	88.21	1.431	10:44:51.008
20 -	30.111	53.986	145.5	55.869	2:19.966	88.24	1.393	10:47:10.974
21 -	30.253	53.698	146.2	55.768	2:19.719	88.39	1.146	10:49:30.693
22 -	30.240	53.930	146.2	56.097	2:20.267	88.05	1.694	10:51:50.960

P2		19 Pro		Parker CHASE		Ginetta G55 - Performance Motorsports Group		
IDEAL LAP TIME : 2:18.374		BEST LAP TIME : 2:18.789		DIFFERENCE : 0.415				
LAP	SECTOR 1	SECTOR 2		SECTOR 3	LAP TIME	MPH	DIFF	TIME OF DAY
1 -		54.104	139.2	55.832	2:20.438	87.94	1.649	10:03:00.974
2 -	30.183	53.445	140.6	55.161	2:18.789 (1)	88.99		10:05:19.763
3 -	30.229	53.604	141.5	54.967	2:18.800 (2)	88.98	0.011	10:07:38.563
4 -	30.257	53.414	138.6	55.649	2:19.320	88.65	0.531	10:09:57.883
5 -	30.296	53.372	139.2	55.329	2:18.997	88.85	0.208	10:12:16.880
6 -	30.035	53.515	141.2	55.377	2:18.927 (3)	88.90	0.138	10:14:35.807
7 -	30.253	53.556	138.3	55.341	2:19.150	88.75	0.361	10:16:54.957
8 -	30.132	53.670	137.5	55.625	2:19.427	88.58	0.638	10:19:14.384
9 -	30.369	53.797	140.3	55.459	2:19.625	88.45	0.836	10:21:34.009
10 -	30.188	53.676	132.8	55.699	2:19.563	88.49	0.774	10:23:53.572
11 -	30.184	53.761	140.6	55.557	2:19.502	88.53	0.713	10:26:13.074
12 -	30.262	53.681	140.9	55.861	2:19.804	88.34	1.015	10:28:32.878
13 -	30.223	53.862	140.1	55.586	2:19.671	88.42	0.882	10:30:52.549
14 -	30.320	54.142	139.2	55.501	2:19.963	88.24	1.174	10:33:12.512
15 -	30.312	54.831	140.3	55.683	2:20.826	87.70	2.037	10:35:33.338
16 -	30.192	53.661	131.0	55.805	2:19.658	88.43	0.869	10:37:52.996
17 -	30.146	53.619	141.2	56.014	2:19.779	88.36	0.990	10:40:12.775
18 -	30.269	53.868	138.3	55.723	2:19.860	88.30	1.071	10:42:32.635
19 -	30.290	53.636	138.0	55.605	2:19.531	88.51	0.742	10:44:52.166
20 -	30.423	53.762	138.6	55.487	2:19.672	88.42	0.883	10:47:11.838
21 -	30.350	53.725	138.9	55.799	2:19.874	88.30	1.085	10:49:31.712
22 -	30.452	54.101	137.7	57.457	2:22.010	86.97	3.221	10:51:53.722

P3		99 Pro		Jeff COURTNEY		Maserati GT4 - JCR Motorsports		
IDEAL LAP TIME : 2:18.613		BEST LAP TIME : 2:18.947		DIFFERENCE : 0.334				
LAP	SECTOR 1	SECTOR 2		SECTOR 3	LAP TIME	MPH	DIFF	TIME OF DAY
1 -		54.481	140.3	56.749	2:22.181	86.86	3.234	10:03:02.717

Circuit of the Americas
 Circuit Length = 3.4308 miles
 Start: 10:00 Flag 10:51 End: 10:56

Weather / Track : Sunny / Dry

Grand Prix of Texas

GTS

ROUND 16 - Sunday September 3rd 2017 - SECTOR ANALYSIS

SECTOR 1 = FL to I1, SECTOR 2 = I1 to I2, SECTOR 3 = I2 to FL, DIFF = Difference To Personal Best Lap, P = Crossed Finish Line in Pit Lane, D = Time Disallowed

2 -	30.111	52.862	138.3	56.087	2:19.060 (3)	88.81	0.113	10:05:21.777
3 -	30.801	53.201	139.8	55.779	2:19.781	88.35	0.834	10:07:41.558
4 -	30.060	53.156	142.1	55.778	2:18.994 (2)	88.85	0.047	10:10:00.552
5 -	30.049	53.166	141.8	55.732	2:18.947 (1)	88.88		10:12:19.499
6 -	30.308	53.271	140.6	56.052	2:19.631	88.45	0.684	10:14:39.130
7 -	30.455	53.499	140.1	56.269	2:20.223	88.08	1.276	10:16:59.353
8 -	30.147	53.614	142.1	55.893	2:19.654	88.43	0.707	10:19:19.007
9 -	30.019	53.154	142.7	56.144	2:19.317	88.65	0.370	10:21:38.324
10 -	30.054	53.311	143.0	56.049	2:19.414	88.59	0.467	10:23:57.738
11 -	30.178	53.480	142.7	56.393	2:20.051	88.18	1.104	10:26:17.789
12 -	30.061	53.702	142.4	56.552	2:20.315	88.02	1.368	10:28:38.104
13 -	30.278	53.657	142.4	56.625	2:20.560	87.86	1.613	10:30:58.664
14 -	30.297	53.790	141.5	56.423	2:20.510	87.90	1.563	10:33:19.174
15 -	30.244	53.813	141.2	56.392	2:20.449	87.93	1.502	10:35:39.623
16 -	30.233	53.675	142.4	56.338	2:20.246	88.06	1.299	10:37:59.869
17 -	30.157	53.411	142.7	56.328	2:19.896	88.28	0.949	10:40:19.765
18 -	30.208	53.417	142.1	56.351	2:19.976	88.23	1.029	10:42:39.741
19 -	30.221	53.182	144.0	56.393	2:19.796	88.34	0.849	10:44:59.537
20 -	30.083	53.460	144.0	56.195	2:19.738	88.38	0.791	10:47:19.275
21 -	30.067	53.152	145.2	56.272	2:19.491	88.54	0.544	10:49:38.766
22 -	30.102	53.823	141.5	56.499	2:20.424	87.95	1.477	10:51:59.190

P4 12 Pro Drew STAVELEY

Ginetta G55 - Ian Lacy Racing

IDEAL LAP TIME : 2:18.481

BEST LAP TIME : 2:18.622

DIFFERENCE : 0.141

LAP	SECTOR 1	SECTOR 2	SECTOR 3	LAP TIME	MPH	DIFF	TIME OF DAY	
1 -		54.308	140.1	55.616	2:21.083	87.54	2.461	10:03:01.619
2 -	30.393	53.359	140.9	55.442	2:19.194	88.73	0.572	10:05:20.813
3 -	30.411	53.529	141.2	55.207	2:19.147	88.76	0.525	10:07:39.960
4 -	30.196	53.296	139.8	55.130	2:18.622 (1)	89.09		10:09:58.582
5 -	30.216	53.174	132.8	55.606	2:18.996 (2)	88.85	0.374	10:12:17.578
6 -	30.233	53.535	140.9	55.345	2:19.113 (3)	88.78	0.491	10:14:36.691
7 -	30.220	53.321	138.6	55.750	2:19.291	88.66	0.669	10:16:55.982
8 -	30.372	53.825	140.1	55.621	2:19.818	88.33	1.196	10:19:15.800
9 -	30.184	53.905	141.5	55.943	2:20.032	88.20	1.410	10:21:35.832
10 -	30.235	53.822	140.6	55.682	2:19.739	88.38	1.117	10:23:55.571
11 -	30.239	53.676	139.8	56.310	2:20.225	88.07	1.603	10:26:15.796
12 -	30.336	53.976	140.3	55.969	2:20.281	88.04	1.659	10:28:36.077
13 -	30.226	53.722	140.1	55.803	2:19.751	88.37	1.129	10:30:55.828
14 -	30.343	54.073	139.5	56.098	2:20.514	87.89	1.892	10:33:16.342
15 -	30.177	54.062	140.1	55.923	2:20.162	88.11	1.540	10:35:36.504
16 -	30.254	53.955	140.3	56.368	2:20.577	87.85	1.955	10:37:57.081
17 -	30.301	53.736	138.6	56.176	2:20.213	88.08	1.591	10:40:17.294
18 -	30.270	53.876	138.6	56.439	2:20.585	87.85	1.963	10:42:37.879
19 -	30.515	54.041	139.8	55.847	2:20.403	87.96	1.781	10:44:58.282
20 -	30.363	53.918	139.2	55.986	2:20.267	88.05	1.645	10:47:18.549
21 -	30.312	53.562	140.1	56.968	2:20.842	87.69	2.220	10:49:39.391
22 -	30.270	53.807	140.1	56.564	2:20.641	87.81	2.019	10:52:00.032

P5 69 Pro Harry GOTTSACKER

Ginetta G55 - Performance Motorsports Group

IDEAL LAP TIME : 2:18.513

BEST LAP TIME : 2:18.697

DIFFERENCE : 0.184

LAP	SECTOR 1	SECTOR 2	SECTOR 3	LAP TIME	MPH	DIFF	TIME OF DAY	
1 -		53.883	137.2	56.193	2:20.119	88.14	1.422	10:03:00.655
2 -	30.253	53.398	140.3	55.140	2:18.791 (2)	88.98	0.094	10:05:19.446
3 -	30.325	53.682	138.9	55.383	2:19.390	88.60	0.693	10:07:38.836
4 -	30.343	53.319	141.2	55.035	2:18.697 (1)	89.04		10:09:57.533
5 -	30.264	53.604	138.3	54.978	2:18.846 (3)	88.95	0.149	10:12:16.379
6 -	30.216	53.612	138.0	55.230	2:19.058	88.81	0.361	10:14:35.437
7 -	30.322	53.710	138.3	55.082	2:19.114	88.78	0.417	10:16:54.551

Circuit of the Americas

Circuit Length = 3.4308 miles

Start: 10:00 Flag 10:51 End: 10:56

Weather / Track : Sunny / Dry

Grand Prix of Texas

GTS

ROUND 16 - Sunday September 3rd 2017 - SECTOR ANALYSIS

SECTOR 1 = FL to I1, SECTOR 2 = I1 to I2, SECTOR 3 = I2 to FL, DIFF = Difference To Personal Best Lap, P = Crossed Finish Line in Pit Lane, D = Time Disallowed

8 -	30.216	53.892	139.5	55.362	2:19.470	88.55	0.773	10:19:14.021
9 -	30.335	53.587	138.3	55.499	2:19.421	88.58	0.724	10:21:33.442
10 -	30.274	54.015	138.9	55.428	2:19.717	88.39	1.020	10:23:53.159
11 -	30.328	53.751	138.0	55.446	2:19.525	88.52	0.828	10:26:12.684
12 -	30.289	53.780	139.2	55.566	2:19.635	88.45	0.938	10:28:32.319
13 -	30.249	53.843	139.5	55.721	2:19.813	88.33	1.116	10:30:52.132
14 -	30.229	53.942	139.2	55.487	2:19.658	88.43	0.961	10:33:11.790
15 -	30.414	55.110	138.0	55.335	2:20.859	87.68	2.162	10:35:32.649
16 -	30.387	53.947	138.3	55.535	2:19.869	88.30	1.172	10:37:52.518
17 -	30.288	53.865	139.2	56.512	2:20.665	87.80	1.968	10:40:13.183
18 -	30.412	53.569	140.6	55.993	2:19.974	88.23	1.277	10:42:33.157
19 -	30.340	53.662	139.8	55.732	2:19.734	88.38	1.037	10:44:52.891
20 -	30.413	53.529	140.1	55.585	2:19.527	88.51	0.830	10:47:12.418
21 -	30.343	53.866	139.8	55.730	2:19.939	88.25	1.242	10:49:32.357
22 -	30.369	53.656	141.5	1:04.399	2:28.424	83.21	9.727	10:52:00.781

P6 80 Pro Martin BARKEY		KTM Xbow GT4 - Mantella Autosports						
IDEAL LAP TIME : 2:18.913		BEST LAP TIME : 2:18.913		DIFFERENCE : 0.000				
LAP	SECTOR 1	SECTOR 2	SECTOR 3	LAP TIME	MPH	DIFF	TIME OF DAY	
1 -		54.355	141.2	57.309	2:23.911	85.82	4.998	10:03:04.447
2 -	30.294	53.485	142.1	55.663	2:19.442 (3)	88.57	0.529	10:05:23.889
3 -	30.075	53.394	141.5	55.444	2:18.913 (1)	88.91		10:07:42.802
4 -	30.096	53.695	142.1	55.489	2:19.280 (2)	88.67	0.367	10:10:02.082
5 -	30.231	55.702	140.3	55.904	2:21.837	87.07	2.924	10:12:23.919
6 -	30.226	54.339	140.6	55.478	2:20.043	88.19	1.130	10:14:43.962
7 -	30.241	53.397	140.6	55.974	2:19.612	88.46	0.699	10:17:03.574
8 -	31.029	55.584	139.8	55.533	2:22.146	86.88	3.233	10:19:25.720
9 -	30.233	54.452	139.2	55.686	2:20.371	87.98	1.458	10:21:46.091
10 -	30.198	53.712	140.1	55.728	2:19.638	88.44	0.725	10:24:05.729
11 -	30.347	54.024	139.5	55.890	2:20.261	88.05	1.348	10:26:25.990
12 -	30.523	53.925	140.1	55.831	2:20.279	88.04	1.366	10:28:46.269
13 -	30.207	53.918	139.8	55.870	2:19.995	88.22	1.082	10:31:06.264
14 -	30.169	53.921	140.3	55.787	2:19.877	88.29	0.964	10:33:26.141
15 -	30.445	53.947	139.5	55.872	2:20.264	88.05	1.351	10:35:46.405
16 -	30.513	54.079	139.8	56.241	2:20.833	87.69	1.920	10:38:07.238
17 -	30.245	54.233	139.2	56.130	2:20.608	87.83	1.695	10:40:27.846
18 -	30.246	53.884	140.1	55.988	2:20.118	88.14	1.205	10:42:47.964
19 -	30.473	54.193	139.8	56.446	2:21.112	87.52	2.199	10:45:09.076
20 -	30.391	53.883	140.1	56.165	2:20.439	87.94	1.526	10:47:29.515
21 -	30.285	54.397	140.1	56.566	2:21.248	87.44	2.335	10:49:50.763
22 -	30.418	54.404	140.6	56.920	2:21.742	87.13	2.829	10:52:12.505

P7 46 Pro Scott DOLLAHITE		Lotus Evora - SDR Motorsports						
IDEAL LAP TIME : 2:18.622		BEST LAP TIME : 2:19.050		DIFFERENCE : 0.428				
LAP	SECTOR 1	SECTOR 2	SECTOR 3	LAP TIME	MPH	DIFF	TIME OF DAY	
1 -		55.300	145.8	57.514	2:28.093	83.39	9.043	10:03:08.629
2 -	30.029	53.519	144.3	55.970	2:19.518	88.52	0.468	10:05:28.147
3 -	30.117	53.521	144.6	55.412	2:19.050 (1)	88.82		10:07:47.197
4 -	30.525	55.304	141.5	55.676	2:21.505	87.28	2.455	10:10:08.702
5 -	30.148	53.773	143.7	55.881	2:19.802	88.34	0.752	10:12:28.504
6 -	30.355	54.991	143.0	56.201	2:21.547	87.25	2.497	10:14:50.051
7 -	30.843	53.365	142.4	55.547	2:19.755	88.37	0.705	10:17:09.806
8 -	30.103	53.211	137.7	55.833	2:19.147 (2)	88.76	0.097	10:19:28.953
9 -	30.045	53.716	144.0	55.999	2:19.760	88.37	0.710	10:21:48.713
10 -	29.999	53.427	142.1	55.955	2:19.381 (3)	88.61	0.331	10:24:08.094
11 -	30.041	53.883	141.2	56.896	2:20.820	87.70	1.770	10:26:28.914
12 -	30.240	53.868	141.8	56.227	2:20.335	88.01	1.285	10:28:49.249
13 -	30.172	53.999	138.9	56.338	2:20.509	87.90	1.459	10:31:09.758

Circuit of the Americas

Circuit Length = 3.4308 miles

Start: 10:00 Flag 10:51 End: 10:56

Weather / Track : Sunny / Dry

Grand Prix of Texas

GTS

ROUND 16 - Sunday September 3rd 2017 - SECTOR ANALYSIS

SECTOR 1 = FL to I1, SECTOR 2 = I1 to I2, SECTOR 3 = I2 to FL, DIFF = Difference To Personal Best Lap, P = Crossed Finish Line in Pit Lane, D = Time Disallowed

14 -	30.167	53.692	142.4	56.433	2:20.292	88.03	1.242	10:33:30.050
15 -	30.295	53.892	142.4	56.733	2:20.920	87.64	1.870	10:35:50.970
16 -	30.239	54.147	142.4	56.370	2:20.756	87.74	1.706	10:38:11.726
17 -	30.217	53.818	140.6	56.388	2:20.423	87.95	1.373	10:40:32.149
18 -	30.458	53.854	141.2	56.311	2:20.623	87.82	1.573	10:42:52.772
19 -	30.248	53.984	140.3	56.574	2:20.806	87.71	1.756	10:45:13.578
20 -	30.238	54.023	140.1	56.413	2:20.674	87.79	1.624	10:47:34.252
21 -	30.532	54.108	141.5	56.666	2:21.306	87.40	2.256	10:49:55.558
22 -	30.500	54.292	139.2	57.266	2:22.058	86.94	3.008	10:52:17.616

P8 14 Pro Nate STACY		Porsche Cayman GT4 Clubsport MR - Flying Lizard Motorsports						
IDEAL LAP TIME : 2:18.865		BEST LAP TIME : 2:19.105		DIFFERENCE : 0.240				
LAP	SECTOR 1	SECTOR 2	SECTOR 3	LAP TIME	MPH	DIFF	TIME OF DAY	
1 -		54.234	144.3	57.122	2:23.254	86.21	4.149	10:03:03.790
2 -	30.114	53.694	145.8	55.584	2:19.392 (2)	88.60	0.287	10:05:23.182
3 -	30.216	53.271	145.8	55.618	2:19.105 (1)	88.78		10:07:42.287
4 -	30.010	53.750	145.2	55.726	2:19.486 (3)	88.54	0.381	10:10:01.773
5 -	30.161	55.287	144.6	55.760	2:21.208	87.46	2.103	10:12:22.981
6 -	30.245	53.652	144.6	55.872	2:19.769	88.36	0.664	10:14:42.750
7 -	30.365	54.002	144.0	56.592	2:20.959	87.62	1.854	10:17:03.709
8 -	30.571	56.091	143.3	56.291	2:22.953	86.39	3.848	10:19:26.662
9 -	30.442	53.978	144.6	56.231	2:20.651	87.81	1.546	10:21:47.313
10 -	30.192	54.132	144.6	55.995	2:20.319	88.02	1.214	10:24:07.632
11 -	30.143	54.259	143.7	56.617	2:21.019	87.58	1.914	10:26:28.651
12 -	30.872	54.314	144.6	56.288	2:21.474	87.30	2.369	10:28:50.125
13 -	30.459	54.319	144.3	56.457	2:21.235	87.44	2.130	10:31:11.360
14 -	30.439	53.881	144.3	56.092	2:20.412	87.96	1.307	10:33:31.772
15 -	30.227	54.126	144.6	56.342	2:20.695	87.78	1.590	10:35:52.467
16 -	30.314	53.943	144.3	56.433	2:20.690	87.78	1.585	10:38:13.157
17 -	30.526	53.985	144.3	56.177	2:20.688	87.78	1.583	10:40:33.845
18 -	30.178	54.203	143.7	56.425	2:20.806	87.71	1.701	10:42:54.651
19 -	30.299	54.041	143.7	56.326	2:20.666	87.80	1.561	10:45:15.317
20 -	30.330	54.247	144.6	56.293	2:20.870	87.67	1.765	10:47:36.187
21 -	30.274	54.284	145.2	56.801	2:21.359	87.37	2.254	10:49:57.546
22 -	30.256	54.418	144.3	56.352	2:21.026	87.57	1.921	10:52:18.572

P9 10 Pro Lawson ASCHENBACH		Chevrolet Camaro GT4 - Blackdog Speed Shop						
IDEAL LAP TIME : 2:18.537		BEST LAP TIME : 2:18.783		DIFFERENCE : 0.246				
LAP	SECTOR 1	SECTOR 2	SECTOR 3	LAP TIME	MPH	DIFF	TIME OF DAY	
1 -		53.998	145.2	56.899	2:22.518	86.66	3.735	10:03:03.054
2 -	30.233	53.141	146.5	55.508	2:18.882 (2)	88.93	0.099	10:05:21.936
3 -	30.216	53.026	148.1	55.541	2:18.783 (1)	88.99		10:07:40.719
4 -	30.161	53.073	146.8	IN PIT	2:22.389 P	86.74	3.606	10:10:03.108
5 -	OUTLAP	53.587	145.2	55.747	2:39.740	77.31	20.957	10:12:42.848
6 -	30.100	53.379	145.5	55.791	2:19.270 (3)	88.68	0.487	10:15:02.118
7 -	30.003	53.373	148.7	56.568	2:19.944	88.25	1.161	10:17:22.062
8 -	30.322	54.398	144.9	56.628	2:21.348	87.37	2.565	10:19:43.410
9 -	30.410	54.280	144.9	56.280	2:20.970	87.61	2.187	10:22:04.380
10 -	30.310	53.895	145.2	56.090	2:20.295	88.03	1.512	10:24:24.675
11 -	30.089	53.872	144.9	56.180	2:20.141	88.13	1.358	10:26:44.816
12 -	30.225	53.708	145.8	56.520	2:20.453	87.93	1.670	10:29:05.269
13 -	30.186	53.762	145.5	56.186	2:20.134	88.13	1.351	10:31:25.403
14 -	30.186	54.166	146.2	56.745	2:21.097	87.53	2.314	10:33:46.500
15 -	30.135	53.737	145.2	56.508	2:20.380	87.98	1.597	10:36:06.880
16 -	30.160	53.882	145.2	56.560	2:20.602	87.84	1.819	10:38:27.482
17 -	30.043	53.826	145.2	56.593	2:20.462	87.93	1.679	10:40:47.944
18 -	30.124	53.864	145.8	56.367	2:20.355	87.99	1.572	10:43:08.299
19 -	30.163	54.057	145.2	56.638	2:20.858	87.68	2.075	10:45:29.157

Circuit of the Americas
 Circuit Length = 3.4308 miles
 Start: 10:00 Flag 10:51 End: 10:56

Weather / Track : Sunny / Dry

Grand Prix of Texas

GTS

ROUND 16 - Sunday September 3rd 2017 - SECTOR ANALYSIS

SECTOR 1 = FL to I1, SECTOR 2 = I1 to I2, SECTOR 3 = I2 to FL, DIFF = Difference To Personal Best Lap, P = Crossed Finish Line in Pit Lane, D = Time Disallowed

20 -	30.210	54.210	145.5	56.866	2:21.286	87.41	2.503	10:47:50.443
21 -	30.076	54.158	145.5	56.950	2:21.184	87.48	2.401	10:50:11.627
22 -	30.178	54.134	145.8	57.025	2:21.337	87.38	2.554	10:52:32.964

P10 04 Am		George KURTZ			McLaren 570S GT4 - GMG Racing			
IDEAL LAP TIME : 2:19.348		BEST LAP TIME : 2:19.648			DIFFERENCE : 0.300			
LAP	SECTOR 1	SECTOR 2	SECTOR 3	LAP TIME	MPH	DIFF	TIME OF DAY	
1 -		54.523	148.7	58.034	2:26.757	84.15	7.109	10:03:07.293
2 -	30.141	53.694	148.4	56.162	2:19.997 (2)	88.22	0.349	10:05:27.290
3 -	30.296	53.368	146.5	55.984	2:19.648 (1)	88.44		10:07:46.938
4 -	30.387	54.288	148.4	56.042	2:20.717	87.77	1.069	10:10:07.655
5 -	29.996	54.176	148.7	56.383	2:20.555 (3)	87.87	0.907	10:12:28.210
6 -	30.427	54.325	147.8	57.273	2:22.025	86.96	2.377	10:14:50.235
7 -	31.226	53.461	148.4	56.858	2:21.545	87.25	1.897	10:17:11.780
8 -	30.489	54.200	148.4	57.452	2:22.141	86.89	2.493	10:19:33.921
9 -	30.323	54.199	148.4	57.499	2:22.021	86.96	2.373	10:21:55.942
10 -	30.363	54.091	145.2	57.131	2:21.585	87.23	1.937	10:24:17.527
11 -	30.362	53.801	147.4	56.907	2:21.070	87.55	1.422	10:26:38.597
12 -	30.472	54.048	148.7	56.971	2:21.491	87.29	1.843	10:29:00.088
13 -	30.433	53.967	148.4	57.379	2:21.779	87.11	2.131	10:31:21.867
14 -	30.503	57.813	138.6	58.034	2:26.350	84.39	6.702	10:33:48.217
15 -	30.510	54.062	149.4	56.904	2:21.476	87.30	1.828	10:36:09.693
16 -	30.365	53.897	149.1	56.841	2:21.103	87.53	1.455	10:38:30.796
17 -	30.345	53.873	149.1	57.066	2:21.284	87.41	1.636	10:40:52.080
18 -	30.281	53.925	148.7	57.414	2:21.620	87.21	1.972	10:43:13.700
19 -	30.500	54.026	148.4	57.404	2:21.930	87.02	2.282	10:45:35.630
20 -	30.127	54.375	148.7	57.436	2:21.938	87.01	2.290	10:47:57.568
21 -	30.349	54.000	148.7	57.076	2:21.425	87.33	1.777	10:50:18.993
22 -	30.406	54.390	148.4	57.806	2:22.602	86.61	2.954	10:52:41.595

P11 45 Am		Bob MICHAELIAN			SIN R1 GT4 - Racers Edge Motorsports			
IDEAL LAP TIME : 2:19.969		BEST LAP TIME : 2:20.027			DIFFERENCE : 0.058			
LAP	SECTOR 1	SECTOR 2	SECTOR 3	LAP TIME	MPH	DIFF	TIME OF DAY	
1 -		56.983	139.5	58.584	2:32.136	81.18	12.109	10:03:12.672
2 -	31.903	54.973	143.0	56.329	2:23.205	86.24	3.178	10:05:35.877
3 -	30.432	54.765	143.0	56.574	2:21.771	87.11	1.744	10:07:57.648
4 -	30.217	53.729	143.0	56.208	2:20.154 (2)	88.12	0.127	10:10:17.802
5 -	30.230	54.165	144.0	57.651	2:22.046	86.95	2.019	10:12:39.848
6 -	30.077	53.787	144.0	56.163	2:20.027 (1)	88.20		10:14:59.875
7 -	30.873	54.385	144.6	57.898	2:23.156	86.27	3.129	10:17:23.031
8 -	30.272	54.173	144.9	56.894	2:21.339 (3)	87.38	1.312	10:19:44.370
9 -	31.590	53.932	132.8	57.169	2:22.691	86.55	2.664	10:22:07.061
10 -	30.885	54.417	144.6	57.123	2:22.425	86.71	2.398	10:24:29.486
11 -	30.677	54.742	144.9	57.430	2:22.849	86.46	2.822	10:26:52.335
12 -	30.681	54.639	136.6	57.572	2:22.892	86.43	2.865	10:29:15.227
13 -	30.578	54.800	144.9	56.974	2:22.352	86.76	2.325	10:31:37.579
14 -	30.880	55.616	143.3	57.786	2:24.282	85.60	4.255	10:34:01.861
15 -	30.993	54.717	143.3	58.176	2:23.886	85.83	3.859	10:36:25.747
16 -	30.510	54.988	144.3	57.813	2:23.311	86.18	3.284	10:38:49.058
17 -	31.007	54.841	144.3	57.284	2:23.132	86.29	3.105	10:41:12.190
18 -	31.059	55.652	143.3	57.379	2:24.090	85.71	4.063	10:43:36.280
19 -	30.731	54.626	142.7	57.263	2:22.620	86.60	2.593	10:45:58.900
20 -	30.819	55.020	142.4	57.475	2:23.314	86.18	3.287	10:48:22.214
21 -	30.663	55.327	143.0	57.099	2:23.089	86.31	3.062	10:50:45.303
22 -	30.742	54.810	136.3	58.640	2:24.192	85.65	4.165	10:53:09.495

Weather / Track : Sunny / Dry

Circuit of the Americas
 Circuit Length = 3.4308 miles
 Start: 10:00 Flag 10:51 End: 10:56

Grand Prix of Texas

GTS

ROUND 16 - Sunday September 3rd 2017 - SECTOR ANALYSIS

SECTOR 1 = FL to I1, SECTOR 2 = I1 to I2, SECTOR 3 = I2 to FL, DIFF = Difference To Personal Best Lap, P = Crossed Finish Line in Pit Lane, D = Time Disallowed

P12 7 Am Carter YEUNG		Porsche Cayman GT4 Clubsport MR - GMG Racing						
IDEAL LAP TIME : 2:21.413		BEST LAP TIME : 2:21.702		DIFFERENCE : 0.289				
LAP	SECTOR 1	SECTOR 2	SECTOR 3	LAP TIME	MPH	DIFF	TIME OF DAY	
1 -		54.344	143.7	58.050	2:25.895	84.65	4.193	10:03:06.431
2 -	30.559	54.372	144.9	56.781	2:21.712 (2)	87.15	0.010	10:05:28.143
3 -	31.019	54.258	145.8	57.052	2:22.329	86.77	0.627	10:07:50.472
4 -	30.750	54.712	144.9	56.982	2:22.444	86.70	0.742	10:10:12.916
5 -	30.550	54.685	143.3	56.715	2:21.950 (3)	87.00	0.248	10:12:34.866
6 -	30.720	54.377	145.2	56.605	2:21.702 (1)	87.16		10:14:56.568
7 -	30.553	55.016	144.0	58.900	2:24.469	85.49	2.767	10:17:21.037
8 -	30.554	54.744	144.6	56.728	2:22.026	86.96	0.324	10:19:43.063
9 -	31.324	55.211	141.2	57.239	2:23.774	85.90	2.072	10:22:06.837
10 -	31.867	54.998	145.2	57.002	2:23.867	85.84	2.165	10:24:30.704
11 -	30.868	55.030	144.3	57.770	2:23.668	85.96	1.966	10:26:54.372
12 -	30.932	54.657	145.2	56.806	2:22.395	86.73	0.693	10:29:16.767
13 -	30.758	55.722	144.6	58.011	2:24.491	85.47	2.789	10:31:41.258
14 -	30.630	55.021	145.8	56.850	2:22.501	86.67	0.799	10:34:03.759
15 -	30.734	55.202	145.8	57.252	2:23.188	86.25	1.486	10:36:26.947
16 -	30.613	55.325	145.2	57.202	2:23.140	86.28	1.438	10:38:50.087
17 -	30.755	55.464	146.2	57.193	2:23.412	86.12	1.710	10:41:13.499
18 -	30.700	55.185	141.5	57.903	2:23.788	85.89	2.086	10:43:37.287
19 -	30.702	55.118	146.5	57.294	2:23.114	86.30	1.412	10:46:00.401
20 -	30.653	55.444	145.8	57.555	2:23.652	85.97	1.950	10:48:24.053
21 -	30.734	55.327	145.8	57.572	2:23.633	85.98	1.931	10:50:47.686
22 -	31.108	55.804	144.6	57.745	2:24.657	85.38	2.955	10:53:12.343

P13 62 Am Mark KLENIN		McLaren 570S GT4 - KPR						
IDEAL LAP TIME : 2:20.426		BEST LAP TIME : 2:20.749		DIFFERENCE : 0.323				
LAP	SECTOR 1	SECTOR 2	SECTOR 3	LAP TIME	MPH	DIFF	TIME OF DAY	
1 -		56.721	140.6	58.094	2:29.314	82.71	8.565	10:03:09.850
2 -	30.821	53.596	148.7	56.853	2:21.270 (2)	87.42	0.521	10:05:31.120
3 -	30.216	53.919	148.1	56.614	2:20.749 (1)	87.75		10:07:51.869
4 -	30.323	54.111	150.4	57.638	2:22.072	86.93	1.323	10:10:13.941
5 -	30.328	54.391	148.4	56.966	2:21.685	87.17	0.936	10:12:35.626
6 -	30.599	54.220	144.6	56.855	2:21.674 (3)	87.17	0.925	10:14:57.300
7 -	30.722	54.486	146.8	57.774	2:22.982	86.38	2.233	10:17:20.282
8 -	30.623	54.466	148.4	57.076	2:22.165	86.87	1.416	10:19:42.447
9 -	30.652	55.654	148.1	57.301	2:23.607	86.00	2.858	10:22:06.054
10 -	31.164	54.639	149.1	57.220	2:23.023	86.35	2.274	10:24:29.077
11 -	30.678	54.781	148.4	57.299	2:22.758	86.51	2.009	10:26:51.835
12 -	30.781	54.612	146.2	57.275	2:22.668	86.57	1.919	10:29:14.503
13 -	30.600	54.910	148.4	57.252	2:22.762	86.51	2.013	10:31:37.265
14 -	30.637	55.805	146.5	57.899	2:24.341	85.56	3.592	10:34:01.606
15 -	30.721	54.625	145.2	57.871	2:23.217	86.23	2.468	10:36:24.823
16 -	30.817	55.200	146.5	57.792	2:23.809	85.88	3.060	10:38:48.632
17 -	30.773	54.584	147.4	57.786	2:23.143	86.28	2.394	10:41:11.775
18 -	30.757	57.639	141.5	57.752	2:26.148	84.50	5.399	10:43:37.923
19 -	30.352	55.490	142.4	57.846	2:23.688	85.95	2.939	10:46:01.611
20 -	30.375	55.155	145.2	57.503	2:23.033	86.35	2.284	10:48:24.644
21 -	30.592	55.307	148.7	58.227	2:24.126	85.69	3.377	10:50:48.770
22 -	30.664	57.349	146.5	58.203	2:26.216	84.47	5.467	10:53:14.986

P14 11 Am Tony GAPLES		Chevrolet Camaro GT4 - Blackdog Speed Shop						
IDEAL LAP TIME : 2:20.201		BEST LAP TIME : 2:20.604		DIFFERENCE : 0.403				
LAP	SECTOR 1	SECTOR 2	SECTOR 3	LAP TIME	MPH	DIFF	TIME OF DAY	
1 -		55.418	146.8	58.192	2:28.093	83.39	7.489	10:03:08.629

Circuit of the Americas
 Circuit Length = 3.4308 miles
 Start: 10:00 Flag 10:51 End: 10:56

Weather / Track : Sunny / Dry

Grand Prix of Texas

GTS

ROUND 16 - Sunday September 3rd 2017 - SECTOR ANALYSIS

SECTOR 1 = FL to I1, SECTOR 2 = I1 to I2, SECTOR 3 = I2 to FL, DIFF = Difference To Personal Best Lap, P = Crossed Finish Line in Pit Lane, D = Time Disallowed

2 -	30.723	53.936	146.2	56.345	2:21.004 (2)	87.59	0.400	10:05:29.633
3 -	30.359	54.222	144.3	IN PIT	2:24.869 P	85.25	4.265	10:07:54.502
4 -	OUTLAP	55.133	143.3	56.365	2:42.748	75.88	22.144	10:10:37.250
5 -	30.087	54.400	144.0	56.534	2:21.021 (3)	87.58	0.417	10:12:58.271
6 -	30.314	54.045	144.9	56.245	2:20.604 (1)	87.84		10:15:18.875
7 -	30.948	53.869	144.3	56.678	2:21.495	87.28	0.891	10:17:40.370
8 -	30.237	54.136	145.2	56.861	2:21.234	87.44	0.630	10:20:01.604
9 -	30.450	54.322	146.5	57.558	2:22.330	86.77	1.726	10:22:23.934
10 -	30.350	54.740	144.6	56.942	2:22.032	86.95	1.428	10:24:45.966
11 -	30.353	54.533	144.6	56.665	2:21.551	87.25	0.947	10:27:07.517
12 -	30.512	54.442	144.9	58.091	2:23.045	86.34	2.441	10:29:30.562
13 -	31.148	54.537	144.9	58.872	2:24.557	85.43	3.953	10:31:55.119
14 -	30.893	54.775	144.0	57.041	2:22.709	86.54	2.105	10:34:17.828
15 -	30.429	54.682	144.0	57.122	2:22.233	86.83	1.629	10:36:40.061
16 -	30.320	54.433	144.6	57.141	2:21.894	87.04	1.290	10:39:01.955
17 -	30.259	54.508	144.3	57.412	2:22.179	86.86	1.575	10:41:24.134
18 -	30.458	54.620	145.2	57.319	2:22.397	86.73	1.793	10:43:46.531
19 -	30.552	54.622	144.3	57.244	2:22.418	86.72	1.814	10:46:08.949
20 -	30.576	54.728	144.6	57.530	2:22.834	86.47	2.230	10:48:31.783
21 -	30.606	55.251	144.3	57.594	2:23.451	86.09	2.847	10:50:55.234
22 -	30.604	54.984	145.2	58.026	2:23.614	86.00	3.010	10:53:18.848

P15 24 Am Frank GANNETT		Ginetta G55 - Ian Lacy Racing						
IDEAL LAP TIME : 2:21.571		BEST LAP TIME : 2:21.659		DIFFERENCE : 0.088				
LAP	SECTOR 1	SECTOR 2	SECTOR 3	LAP TIME	MPH	DIFF	TIME OF DAY	
1 -		57.726	135.0	59.489	2:33.110	80.66	11.451	10:03:13.646
2 -	31.440	55.543	140.6	57.821	2:24.804	85.29	3.145	10:05:38.450
3 -	31.144	54.690	137.7	57.808	2:23.642	85.98	1.983	10:08:02.092
4 -	31.097	55.073	138.6	57.193	2:23.363	86.15	1.704	10:10:25.455
5 -	30.899	54.486	138.9	57.642	2:23.027	86.35	1.368	10:12:48.482
6 -	30.967	54.770	138.6	57.183	2:22.920	86.41	1.261	10:15:11.402
7 -	30.865	54.391	139.2	57.337	2:22.593	86.61	0.934	10:17:33.995
8 -	31.166	54.457	138.9	57.020	2:22.643	86.58	0.984	10:19:56.638
9 -	30.730	54.381	138.9	57.232	2:22.343	86.76	0.684	10:22:18.981
10 -	30.928	55.289	138.3	57.217	2:23.434	86.10	1.775	10:24:42.415
11 -	30.842	55.175	138.0	57.413	2:23.430	86.11	1.771	10:27:05.845
12 -	31.353	54.704	138.6	58.100	2:24.157	85.67	2.498	10:29:30.002
13 -	31.152	55.078	128.0	58.444	2:24.674	85.37	3.015	10:31:54.676
14 -	31.716	55.093	140.1	57.341	2:24.150	85.68	2.491	10:34:18.826
15 -	30.644	54.858	139.5	56.968	2:22.470	86.69	0.811	10:36:41.296
16 -	30.897	54.348	139.8	57.008	2:22.253 (3)	86.82	0.594	10:39:03.549
17 -	30.737	54.711	139.8	56.640	2:22.088 (2)	86.92	0.429	10:41:25.637
18 -	30.619	55.344	139.8	58.344	2:24.307	85.58	2.648	10:43:49.944
19 -	30.707	54.333	138.3	56.619	2:21.659 (1)	87.18		10:46:11.603
20 -	31.045	54.604	139.2	57.575	2:23.224	86.23	1.565	10:48:34.827
21 -	31.426	54.589	138.9	58.113	2:24.128	85.69	2.469	10:50:58.955
22 -	31.096	54.936	139.2	58.109	2:24.141	85.68	2.482	10:53:23.096

P16 47 Am Keith JENSEN		Porsche Cayman GT4 Clubsport MR - NOLAsport						
IDEAL LAP TIME : 2:19.888		BEST LAP TIME : 2:20.041		DIFFERENCE : 0.153				
LAP	SECTOR 1	SECTOR 2	SECTOR 3	LAP TIME	MPH	DIFF	TIME OF DAY	
1 -		54.082	142.4	58.050	2:25.281	85.01	5.240	10:03:05.817
2 -	30.236	54.078	145.2	56.328	2:20.642 (3)	87.81	0.601	10:05:26.459
3 -	30.361	53.739	144.9	55.976	2:20.076 (2)	88.17	0.035	10:07:46.535
4 -	31.491	54.992	142.4	56.493	2:22.976	86.38	2.935	10:10:09.511
5 -	30.317	53.676	145.5	56.048	2:20.041 (1)	88.19		10:12:29.552
6 -	30.572	54.035	145.8	56.622	2:21.229	87.45	1.188	10:14:50.781
7 -	30.918	54.672	143.7	56.285	2:21.875	87.05	1.834	10:17:12.656

Circuit of the Americas

Circuit Length = 3.4308 miles

Start: 10:00 Flag 10:51 End: 10:56

Weather / Track : Sunny / Dry

Grand Prix of Texas

GTS

ROUND 16 - Sunday September 3rd 2017 - SECTOR ANALYSIS

SECTOR 1 = FL to I1, SECTOR 2 = I1 to I2, SECTOR 3 = I2 to FL, DIFF = Difference To Personal Best Lap, P = Crossed Finish Line in Pit Lane, D = Time Disallowed

8 -	30.384	54.415	144.9	56.498	2:21.297	87.41	1.256	10:19:33.953
9 -	30.770	55.352	144.6	56.270	2:22.392	86.73	2.351	10:21:56.345
10 -	30.611	54.679	144.3	56.664	2:21.954	87.00	1.913	10:24:18.299
11 -	30.304	54.246	143.7	56.402	2:20.952	87.62	0.911	10:26:39.251
12 -	30.370	54.770	144.6	56.398	2:21.538	87.26	1.497	10:29:00.789
13 -	30.437	54.438	144.6	56.670	2:21.545	87.25	1.504	10:31:22.334
14 -	30.476	56.947	142.7	58.537	2:25.960	84.61	5.919	10:33:48.294
15 -	30.758	55.168	144.9	56.603	2:22.529	86.65	2.488	10:36:10.823
16 -	30.571	54.537	144.9	56.439	2:21.547	87.25	1.506	10:38:32.370
17 -	30.325	54.238	145.2	56.637	2:21.200	87.47	1.159	10:40:53.570
18 -	30.445	54.922	145.2	56.751	2:22.118	86.90	2.077	10:43:15.688
19 -	30.347	54.069	144.9	56.440	2:20.856	87.68	0.815	10:45:36.544
20 -	30.271	54.264	144.9	56.843	2:21.378	87.36	1.337	10:47:57.922
21 -	30.571	55.056	144.9	56.733	2:22.360	86.75	2.319	10:50:20.282

P17	22 Am	Cody ELLSWORTH			Porsche Cayman GT4 Clubsport MR - CRP Racing			
IDEAL LAP TIME : 2:21.017		BEST LAP TIME : 2:21.239		DIFFERENCE : 0.222				
LAP	SECTOR 1	SECTOR 2	SECTOR 3	LAP TIME	MPH	DIFF	TIME OF DAY	
1 -		54.735	130.0	58.436	2:27.148	83.93	5.909	10:03:07.684
2 -	30.316	54.404	131.0	56.519	2:21.239 (1)	87.44		10:05:28.923
3 -	30.492	54.209	144.3	57.004	2:21.705	87.15	0.466	10:07:50.628
4 -	30.916	54.648	144.9	58.079	2:23.643	85.98	2.404	10:10:14.271
5 -	30.646	54.295	143.0	56.727	2:21.668	(2)	0.429	10:12:35.939
6 -	30.644	54.535	144.3	56.492	2:21.671	(3)	0.432	10:14:57.610
7 -	30.678	54.954	142.4	58.471	2:24.103	85.70	2.864	10:17:21.713
8 -	30.929	54.916	133.4	57.314	2:23.159	86.27	1.920	10:19:44.872
9 -	31.393	54.849	144.6	56.549	2:22.791	86.49	1.552	10:22:07.663
10 -	31.382	55.017	144.3	56.986	2:23.385	86.13	2.146	10:24:31.048
11 -	30.806	54.892	144.0	57.072	2:22.770	86.50	1.531	10:26:53.818
12 -	30.630	54.396	143.3	56.992	2:22.018	86.96	0.779	10:29:15.836
13 -	30.548	55.077	144.9	56.675	2:22.300	86.79	1.061	10:31:38.136
14 -	30.720	55.710	143.0	57.746	2:24.176	85.66	2.937	10:34:02.312
15 -	30.796	55.207	144.0	57.832	2:23.835	85.86	2.596	10:36:26.147
16 -	30.621	55.144	145.2	57.484	2:23.249	86.21	2.010	10:38:49.396
17 -	30.886	55.331	144.3	57.207	2:23.424	86.11	2.185	10:41:12.820
18 -	30.861	55.363	140.9	57.587	2:23.811	85.88	2.572	10:43:36.631
19 -	30.586	55.287	144.3	57.083	2:22.956	86.39	1.717	10:45:59.587
20 -	30.608	55.701	144.0	57.075	2:23.384	86.13	2.145	10:48:22.971
21 -	30.616	55.131	144.3	57.169	2:22.916	86.42	1.677	10:50:45.887

P18	017 Am	Adam MERZON			Porsche Cayman GT4 Clubsport MR - Case-it Racing			
IDEAL LAP TIME : 2:23.759		BEST LAP TIME : 2:23.921		DIFFERENCE : 0.162				
LAP	SECTOR 1	SECTOR 2	SECTOR 3	LAP TIME	MPH	DIFF	TIME OF DAY	
1 -		57.267	144.9	58.822	2:31.401	81.57	7.480	10:03:11.937
2 -		55.422	142.4	58.361	2:25.943	84.62	2.022	10:05:37.880
3 -	30.890	55.301	144.3	57.730	2:23.921 (1)	85.81		10:08:01.801
4 -	32.072	55.194	144.6	57.675	2:24.941	(3)	1.020	10:10:26.742
5 -	31.015	55.490	143.7	58.148	2:24.653	(2)	0.732	10:12:51.395
6 -	32.543	56.439	144.0	58.365	2:27.347	83.82	3.426	10:15:18.742
7 -	31.959	56.053	143.7	58.108	2:26.120	84.52	2.199	10:17:44.862
8 -	31.273	56.101	143.3	58.246	2:25.620	84.81	1.699	10:20:10.482
9 -	30.930	56.338	143.3	57.978	2:25.246	85.03	1.325	10:22:35.728
10 -	31.280	56.181	143.3	57.954	2:25.415	84.93	1.494	10:25:01.143
11 -	31.335	56.453	143.0	57.851	2:25.639	84.80	1.718	10:27:26.782
12 -	31.321	55.976	141.2	58.519	2:25.816	84.70	1.895	10:29:52.598
13 -	31.563	56.659	143.0	59.083	2:27.305	83.84	3.384	10:32:19.903
14 -	30.984	56.101	143.3	58.451	2:25.536	84.86	1.615	10:34:45.439
15 -	31.365	56.533	143.0	58.696	2:26.594	84.25	2.673	10:37:12.033

Circuit of the Americas
 Circuit Length = 3.4308 miles
 Start: 10:00 Flag 10:51 End: 10:56

Weather / Track : Sunny / Dry

Grand Prix of Texas

GTS

ROUND 16 - Sunday September 3rd 2017 - SECTOR ANALYSIS

SECTOR 1 = FL to I1, SECTOR 2 = I1 to I2, SECTOR 3 = I2 to FL, DIFF = Difference To Personal Best Lap, P = Crossed Finish Line in Pit Lane, D = Time Disallowed

16 -	31.536	55.949	143.0	58.785	2:26.270	84.43	2.349	10:39:38.303
17 -	31.253	56.013	143.7	58.893	2:26.159	84.50	2.238	10:42:04.462
18 -	31.744	56.419	143.7	59.020	2:27.183	83.91	3.262	10:44:31.645
19 -	31.435	56.200	143.3	58.236	2:25.871	84.67	1.950	10:46:57.516
20 -	31.510	56.406	144.3	58.546	2:26.462	84.32	2.541	10:49:23.978
21 -	31.535	56.912	144.0	1:01.484	2:29.931	82.37	6.010	10:51:53.909

P19 2 Am Jason BELL				SIN R1 GT4 - Racers Edge Motorsports				
IDEAL LAP TIME : 2:20.264		BEST LAP TIME : 2:20.292		DIFFERENCE : 0.028				
LAP	SECTOR 1	SECTOR 2	SECTOR 3	LAP TIME	MPH	DIFF	TIME OF DAY	
1 -		57.184	138.9	58.455	2:31.804	81.36	11.512	10:03:12.340
2 -	30.846	54.135	144.6	56.921	2:21.902	87.03	1.610	10:05:34.242
3 -	30.382	54.455	144.3	56.261	2:21.098	87.53	0.806	10:07:55.340
4 -	30.341	54.198	144.6	56.235	2:20.774 (2)	87.73	0.482	10:10:16.114
5 -	30.395	54.069	145.2	56.430	2:20.894 (3)	87.66	0.602	10:12:37.008
6 -	30.463	53.811	142.1	57.090	2:21.364	87.36	1.072	10:14:58.372
7 -	30.425	54.363	144.6	58.366	2:23.154	86.27	2.862	10:17:21.526
8 -	30.411	54.829	143.3	57.013	2:22.253	86.82	1.961	10:19:43.779
9 -	31.728	53.875	144.9	56.848	2:22.451	86.70	2.159	10:22:06.230
10 -	30.263	53.766	144.6	56.263	2:20.292 (1)	88.03		10:24:26.522
11 -	30.374	54.294	144.0	56.818	2:21.486	87.29	1.194	10:26:48.008
12 -	30.292	55.717	143.3	56.987	2:22.996	86.37	2.704	10:29:11.004
13 -	30.487	54.845	143.0	56.564	2:21.896	87.04	1.604	10:31:32.900
14 -	30.377	54.958	144.3	56.601	2:21.936	87.01	1.644	10:33:54.836
15 -	30.317	54.395	143.7	56.862	2:21.574	87.23	1.282	10:36:16.410
16 -	30.281	54.985	142.7	56.589	2:21.855	87.06	1.563	10:38:38.265
17 -	30.365	54.412	144.3	56.918	2:21.695	87.16	1.403	10:40:59.960
18 -	30.295	54.345	144.6	56.432	2:21.072	87.55	0.780	10:43:21.032
19 -	30.926	54.603	144.0	56.957	2:22.486	86.68	2.194	10:45:43.518
20 -	30.572	54.932	144.0	56.874	2:22.378	86.74	2.086	10:48:05.896

P20 9 Am Bill ZIEGLER				KTM Xbow GT4 - ANSA Motorsports				
IDEAL LAP TIME : 2:21.866		BEST LAP TIME : 2:22.646		DIFFERENCE : 0.780				
LAP	SECTOR 1	SECTOR 2	SECTOR 3	LAP TIME	MPH	DIFF	TIME OF DAY	
1 -		56.853	137.7	1:00.453	2:34.518	79.93	11.872	10:03:15.054
2 -	31.633	55.256	140.1	58.456	2:25.345	84.97	2.699	10:05:40.399
3 -	31.292	55.077	137.2	57.777	2:24.146	85.68	1.500	10:08:04.545
4 -	31.336	54.312	138.9	57.596	2:23.244 (3)	86.22	0.598	10:10:27.789
5 -	30.742	54.792	137.2	58.394	2:23.928	85.81	1.282	10:12:51.717
6 -	31.895	54.380	139.2	57.227	2:23.502	86.06	0.856	10:15:15.219
7 -	30.740	54.109	139.2	57.797	2:22.646 (1)	86.58		10:17:37.865
8 -	31.204	54.475	138.0	57.168	2:22.847 (2)	86.46	0.201	10:20:00.712
9 -	30.589	54.716	140.1	58.993	2:24.298	85.59	1.652	10:22:25.010
10 -	30.724	54.369	140.9	58.606	2:23.699	85.94	1.053	10:24:48.709

P21 64 Am Jonathan MILLER				Porsche Cayman GT4 Clubsport MR - GMG Racing				
IDEAL LAP TIME : 2:20.820		BEST LAP TIME : 2:21.101		DIFFERENCE : 0.281				
LAP	SECTOR 1	SECTOR 2	SECTOR 3	LAP TIME	MPH	DIFF	TIME OF DAY	
1 -		54.859	136.1	56.866	2:56.690	69.90	35.589	10:03:37.226
2 -	30.038	55.645	142.7	56.908	2:22.591	86.61	1.490	10:05:59.817
3 -	30.649	54.485	133.9	57.020	2:22.154 (3)	86.88	1.053	10:08:21.971
4 -	30.319	54.018	145.8	56.764	2:21.101 (1)	87.53		10:10:43.072
5 -	30.344	54.361	146.5	57.011	2:21.716 (2)	87.15	0.615	10:13:04.788
6 -	30.538	55.177	124.2	IN PIT	2:29.645 P	82.53	8.544	10:15:34.433

Weather / Track : Sunny / Dry

Circuit of the Americas
 Circuit Length = 3.4308 miles
 Start: 10:00 Flag 10:51 End: 10:56

Grand Prix of Texas

GTS

ROUND 16 - Sunday September 3rd 2017 - SECTOR ANALYSIS

SECTOR 1 = FL to I1, SECTOR 2 = I1 to I2, SECTOR 3 = I2 to FL, DIFF = Difference To Personal Best Lap, P = Crossed Finish Line in Pit Lane, D = Time Disallowed

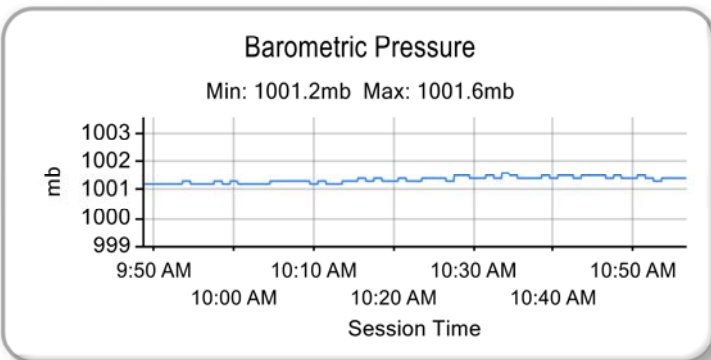
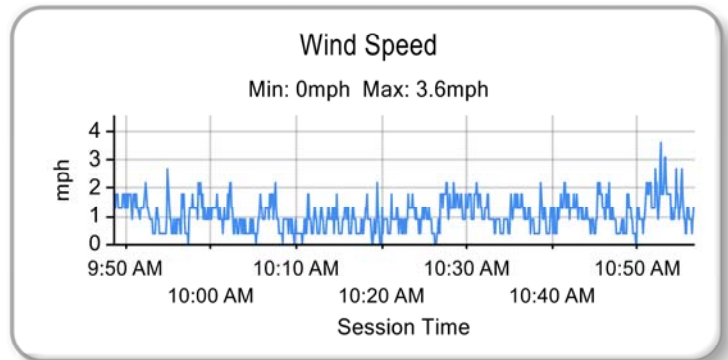
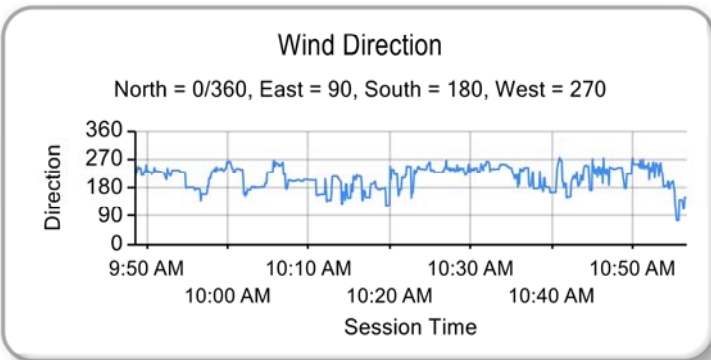
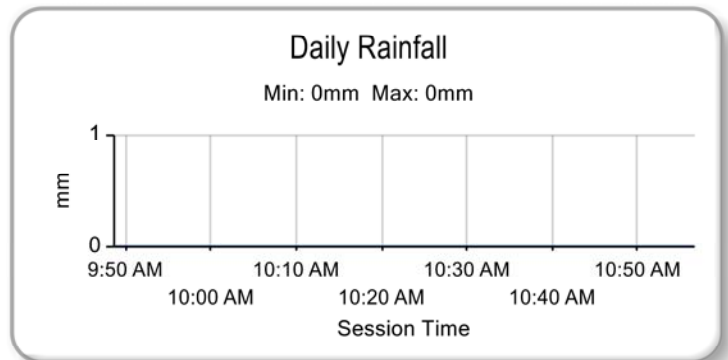
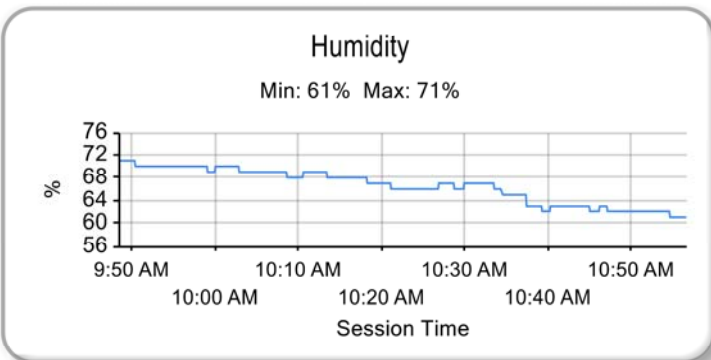
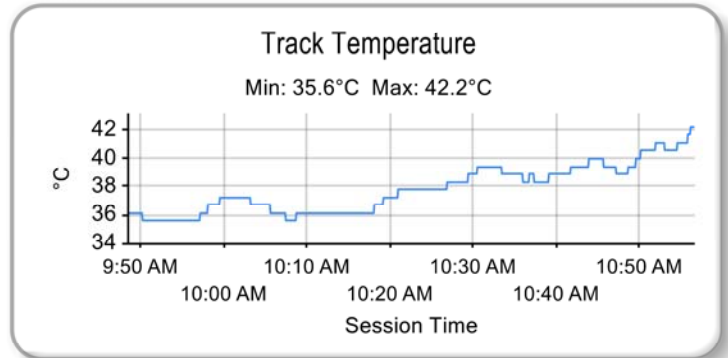
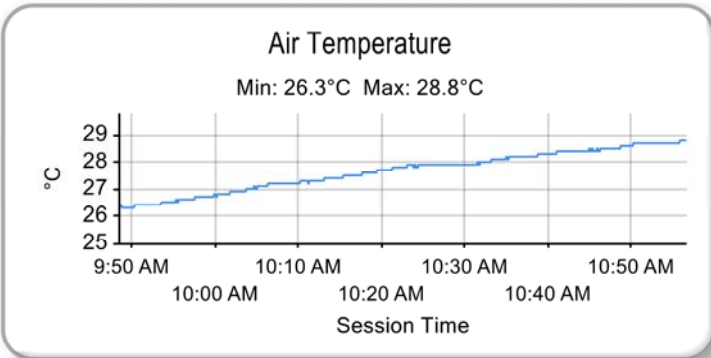
P22 50 Pro Ian JAMES		Panoz Avezzano GT - Team Panoz Racing						
IDEAL LAP TIME :		BEST LAP TIME :		DIFFERENCE :				
LAP	SECTOR 1	SECTOR 2	SECTOR 3	LAP TIME	MPH	DIFF	TIME OF DAY	
1 -		54.226	131.5	IN PIT	2:43.139	P	75.70	10:03:23.675
2 -	OUTLAP	1:02.101	112.5	IN PIT	7:56.002	P	25.94	10:11:19.677

P23 25 Am Dakota DICKERSON		KTM Xbow GT4 - ANSA Motorsports						
IDEAL LAP TIME :		BEST LAP TIME :		DIFFERENCE :				
LAP	SECTOR 1	SECTOR 2	SECTOR 3	LAP TIME	MPH	DIFF	TIME OF DAY	
1 -		54.553	128.8	IN PIT	2:41.621	P	76.41	10:03:22.157

Grand Prix of Texas

GTS

ROUND 16 - Sunday September 3rd 2017 - WEATHER CONDITIONS



Weather / Track : Sunny / Dry

Results can be found at www.tsl-timing.com

Circuit of the Americas
Circuit Length = 3.4308 miles
Start: 10:00 Flag 10:51 End: 10:56

Printed - 11:03 Sunday, September 3, 2017