

SRO
MOTORSPORTS GROUP



Blancpain GT Series Asia

Rounds 3 & 4

Chang International Circuit

11th – 13th May 2018



Results Provided by Timing Solutions Ltd
www.tsl-timing.com

JB 1735
BLANCPAIN
MANUFACTURE DE HAUTE HORLOGERIE



AMG
MOTORSPORT



Moty's

panta
RACING

GULLWING
RACE PREPARE

TSL
SPORTS TIMING
TIMING SOLUTIONS LTD

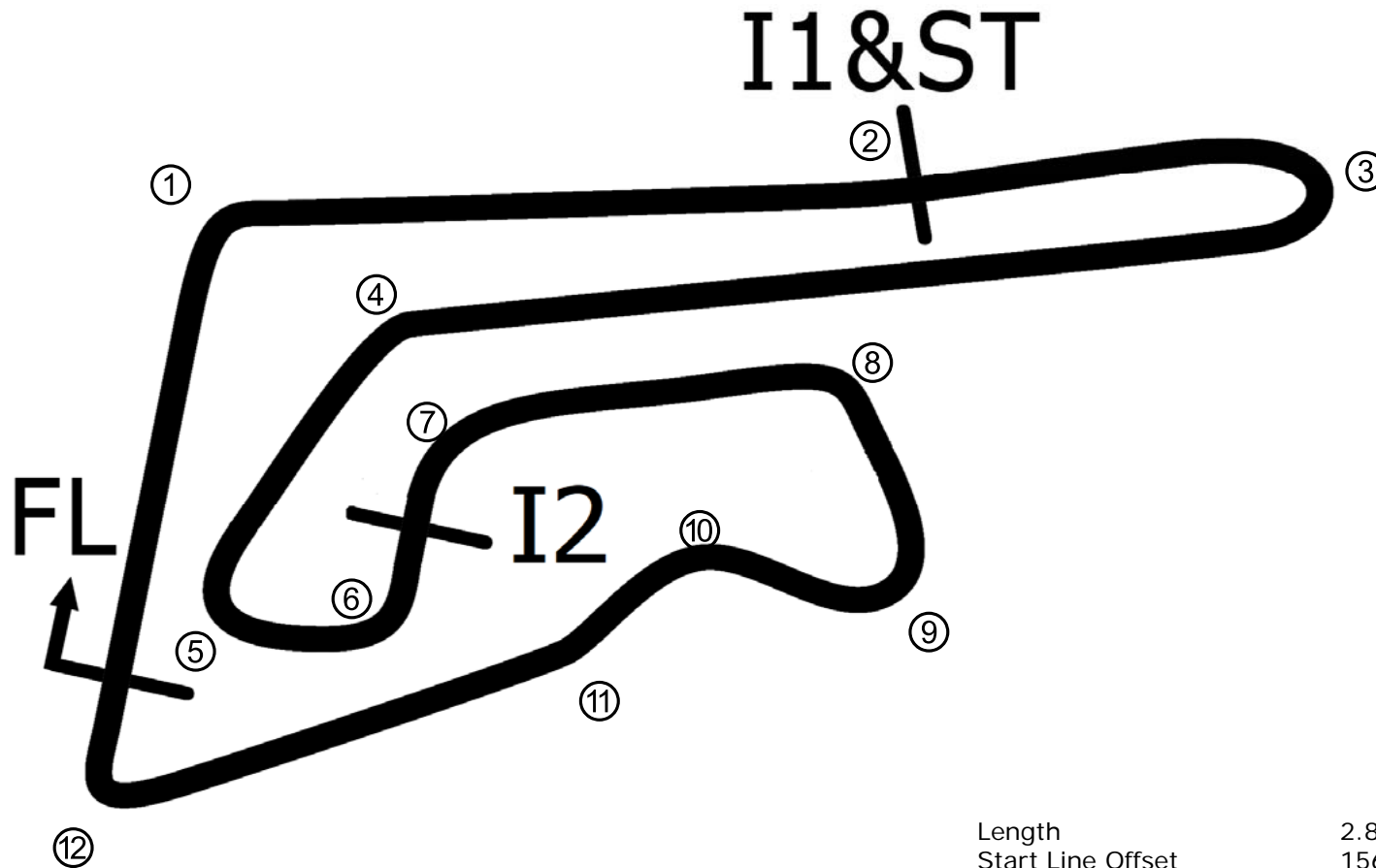
J&S
MOTORSPORT
LOGISTICS

MRTC

Supercar
Club
HONG KONG

SRO
MOTORSPORTS GROUP

Chang (Buriram United) International Circuit



Length	2.8297 miles	4554.0 m
Start Line Offset	156m	
VMax	1240m	
I1	1240m	
I2	2910m	
Pit Entry	4545m	
Pit Exit	377m after FL	
Pit Entry – Pit Exit	408m, 24.4s @60kph	

All results available at www.tsl-timing.com

Blancpain GT Series Asia 2018

FREE PRACTICE 1 - CLASSIFICATION

POS	NO	CL	PIC	TEAM / DRIVERS	CAR	TIME	ON	LAPS	GAP	DIFF	KPH
1	999	GT3S	1	GruppeM Racing Team (HKG) Markus POMMER (DEU) / Patric NIEDERHAUSER (CHE)	Mercedes-AMG GT3	1:34.355	9	19			173.75
2	19	GT3S	2	FFF Racing Team by ACM (CHN) Dennis LIND (DNK) / Martin KODRICH (HRV)	Lamborghini Huracan GT3	1:34.478	20	20	0.122	0.122	173.52
3	18	GT3PA	1	KCMG (HKG) Yu-ke TANIGUCHI (JPN) / Tsugio MATSUDA (JPN)	Nissan GT-R NISMO GT3	1:34.725	4	20	0.369	0.246	173.07
4	28	GT3PA	2	HubAuto Corsa (TPE) Morris CHEN (TPE) / Tim SLADE (AUS)	Ferrari 488 GT3	1:34.761	4	20	0.405	0.036	173.00
5	63	GT3PA	3	FFF Racing Team by ACM (CHN) Hiroshi HAMAGUCHI (JPN) / Marco MAPELLI (CHE)	Lamborghini Huracan GT3	1:34.903	5	6	0.547	0.142	172.74
6	888	GT3PA	4	GruppeM Racing Team (HKG) Alexandre MATTSCHULL (DEU) / Maximilian BUHK (DEU)	Mercedes-AMG GT3	1:34.906	6	17	0.550	0.002	172.74
7	23	GT3S	3	KCMG (HKG) Edoardo LIBERATI (ITA) / Florian STRAUSS (DEU)	Nissan GT-R NISMO GT3	1:35.210	14	17	0.854	0.304	172.19
8	7	GT3PA	5	Absolute Racing (CHN) Andrew KIM (KOR) / Adderly FONG (HKG)	Audi R8 LMS GT3	1:35.518	5	20	1.162	0.308	171.63
9	8	GT3PA	6	ARN Racing (JPN) Hiroaki NAGAI (JPN) / Daisuke ITO (JPN)	Ferrari 488 GT3	1:35.553	7	17	1.198	0.035	171.57
10	86	GT3S	4	OD Racing Team WRT (MYS) Aditya PATEL (IND) / Mitchell GILBERT (MYS)	Audi R8 LMS GT3	1:35.656	10	14	1.300	0.102	171.38
11	5	GT3S	5	Phoenix Racing Asia (HKG) Marchy LEE (HKG) / Alex YOONG (MYS)	Audi R8 LMS GT3	1:35.802	8	19	1.447	0.146	171.12
12	3	GT3S	6	Absolute Racing (CHN) Franky CHENG (CHN) / Martin RUMP (EST)	Audi R8 LMS GT3	1:35.834	8	20	1.479	0.031	171.06
13	27	GT3S	7	HubAuto Corsa (TPE) Hongli YE (CHN) / Nick FOSTER (AUS)	Ferrari 488 GT3	1:35.841	13	18	1.485	0.006	171.05
14	37	GT3PA	7	Absolute Racing (CHN) Anthony LIU (CHN) / Josh BURDON (HKG)	Audi R8 LMS GT3	1:35.971	4	19	1.615	0.130	170.82
15	911	GT3S	8	Craft Bamboo Racing (HKG) Shae DAVIES (AUS) / Sandy STUVIK (THA)	Porsche 991 GT3R	1:36.040	17	19	1.685	0.069	170.70
16	991	GT3S	9	Craft Bamboo Racing (HKG) Aidan READ (AUS) / Darryl O'YOUNG (HKG)	Porsche 991 GT3R	1:36.079	19	19	1.723	0.038	170.63
17	97	GT3PA	8	Indigo Racing (KOR) Juwon SEO (KOR) / Roelof BRUINS (NDL)	Mercedes-AMG GT3	1:36.161	12	17	1.806	0.082	170.48
18	45	GT3AM	1	KCMG (HKG) Naoto TAKEDA (JPN) / Takuya SHIRASAKA (JPN)	Audi R8 LMS GT3	1:37.594	7	20	3.238	1.432	167.98
19	51	GT3AM	2	AMAC Motorsport (AUS) Andrew MACPHERSON (AUS) / William PORTER (AUS)	Lamborghini Huracan GT3	1:38.040	9	20	3.684	0.446	167.22
20	666	GT4AM	1	GruppeM Racing Team (HKG) Reinhold RENGGER (DEU)	Mercedes-AMG GT4	1:45.391	16	17	11.035	7.350	155.55
21	81	GT4AM	2	BMW Team Studie (JPN) Takayuki KINOSHITA (JPN) / Sunako JUKUCHOU (JPN)	BMW M4 GT4	1:45.507	8	14	11.151	0.115	155.38
22	72	GT4AM	3	Team iRaceWin (TPE) Ringo CHONG (SGP) / Gilles VANNELET (FRA)	Mercedes-AMG GT4	1:45.740	13	17	11.384	0.233	155.04
23	82	GT4AM	4	BMW Team Studie (JPN) Ken URATA (JPN) / Max CHEN (TPE)	BMW M4 GT4	1:47.541	5	14	13.185	1.800	152.44
24	77	GT4AM	5	Craft Bamboo Racing (HKG) Frank YU (HKG) / Jean Marc MERLIN (FRA)	Porsche Cayman GT4 Clubspor	1:48.659	14	18	14.303	1.118	150.87
25	17	GT4AM	6	Taiwan Top Speed Racing Team (TWN) Keo CHANG (TPE) / Jeff LU (TPE)	Porsche Cayman GT4 Clubspor	1:48.773	5	16	14.417	0.113	150.72
26	22	GT4AM	7	JWD Racing Team (THA) Charvanin BUNDITKITSADA (THA) / Pitsanu SIRIMONGKPLKASEN (THA)	Porsche Cayman GT4 Clubspor	1:48.800	3	16	14.444	0.027	150.68
27	12	GT4AM	8	Clearwater Racing (SGP) Richard WEE (SGP) / Daniel AU (SGP)	McLaren 570S GT4	1:49.598	4	5	15.242	0.797	149.58
28	11	GT4AM	9	TTR Team SARD (HKG) Brian LEE (TPE) / Tony FONG (HKG)	Porsche Cayman GT4 Clubspor	1:50.114	13	13	15.758	0.515	148.88
29	80	GT4AM	10	Racing Spirit Thailand (THA) Sontaya KUNPLOME (THA) / Preeda TANTEMSPAYA (THA)	Porsche Cayman GT4 Clubspor	1:51.011	14	16	16.655	0.897	147.68
30	14	GT4AM	11	Morseng Racing Team (THA) Tosaphol PHAMYAI (THA) / Chayapon YOTHA (THA)	Porsche Cayman GT4 Clubspor	1:51.793	12	15	17.437	0.782	146.64

Chang International
Circuit Length = 4.554 km
Start: 13:10 Flag 13:55 End: 13:58

Weather / Track : Sunny / Dry

These results are provisional until the conclusion of any judicial and technical matters.

Race Director : Ravin	Stewards :	Timekeeper :
-----------------------	------------	--------------

Results can be found at www.tsl-timing.com

Printed - 14:07 Friday, 11 May 2018

Blancpain GT Series Asia 2018

FREE PRACTICE 1 - CLASSIFICATION BY CLASS

CLASS : GT3 - GT3S

POS	NO	NAME	NAT	ENTRY	TIME	ON	LAPS	GAP	DIFF	KPH
1	999	GruppeM Racing Team	HKG	Mercedes-AMG GT3	1:34.355	9	19			173.75
2	19	FFF Racing Team by ACM	CHN	Lamborghini Huracan GT3	1:34.478	20	20	0.122	0.122	173.52
3	23	KCMG	HKG	Nissan GT-R NISMO GT3	1:35.210	14	17	0.854	0.731	172.19
4	86	OD Racing Team WRT	MYS	Audi R8 LMS GT3	1:35.656	10	14	1.300	0.446	171.38
5	5	Phoenix Racing Asia	HKG	Audi R8 LMS GT3	1:35.802	8	19	1.447	0.146	171.12
6	3	Absolute Racing	CHN	Audi R8 LMS GT3	1:35.834	8	20	1.479	0.031	171.06
7	27	HubAuto Corsa	TPE	Ferrari 488 GT3	1:35.841	13	18	1.485	0.006	171.05
8	911	Craft Bamboo Racing	HKG	Porsche 991 GT3R	1:36.040	17	19	1.685	0.199	170.70
9	991	Craft Bamboo Racing	HKG	Porsche 991 GT3R	1:36.079	19	19	1.723	0.038	170.63

CLASS : GT3 - GT3PA

POS	NO	NAME	NAT	ENTRY	TIME	ON	LAPS	GAP	DIFF	KPH
1	18	KCMG	HKG	Nissan GT-R NISMO GT3	1:34.725	4	20			173.07
2	28	HubAuto Corsa	TPE	Ferrari 488 GT3	1:34.761	4	20	0.036	0.036	173.00
3	63	FFF Racing Team by ACM	CHN	Lamborghini Huracan GT3	1:34.903	5	6	0.178	0.142	172.74
4	888	GruppeM Racing Team	HKG	Mercedes-AMG GT3	1:34.906	6	17	0.181	0.002	172.74
5	7	Absolute Racing	CHN	Audi R8 LMS GT3	1:35.518	5	20	0.793	0.612	171.63
6	8	ARN Racing	JPN	Ferrari 488 GT3	1:35.553	7	17	0.828	0.035	171.57
7	37	Absolute Racing	CHN	Audi R8 LMS GT3	1:35.971	4	19	1.246	0.417	170.82
8	97	Indigo Racing	KOR	Mercedes-AMG GT3	1:36.161	12	17	1.436	0.190	170.48

CLASS : GT3 - GT3AM

POS	NO	NAME	NAT	ENTRY	TIME	ON	LAPS	GAP	DIFF	KPH
1	45	KCMG	HKG	Audi R8 LMS GT3	1:37.594	7	20			167.98
2	51	AMAC Motorsport	AUS	Lamborghini Huracan GT3	1:38.040	9	20	0.446	0.446	167.22

CLASS : GT3

POS	NO	NAME	NAT	ENTRY	TIME	ON	LAPS	GAP	DIFF	KPH
1	999	GruppeM Racing Team	HKG	Mercedes-AMG GT3	1:34.355	9	19			173.75
2	19	FFF Racing Team by ACM	CHN	Lamborghini Huracan GT3	1:34.478	20	20	0.122	0.122	173.52
3	18	KCMG	HKG	Nissan GT-R NISMO GT3	1:34.725	4	20	0.369	0.246	173.07
4	28	HubAuto Corsa	TPE	Ferrari 488 GT3	1:34.761	4	20	0.405	0.036	173.00
5	63	FFF Racing Team by ACM	CHN	Lamborghini Huracan GT3	1:34.903	5	6	0.547	0.142	172.74
6	888	GruppeM Racing Team	HKG	Mercedes-AMG GT3	1:34.906	6	17	0.550	0.002	172.74
7	23	KCMG	HKG	Nissan GT-R NISMO GT3	1:35.210	14	17	0.854	0.304	172.19
8	7	Absolute Racing	CHN	Audi R8 LMS GT3	1:35.518	5	20	1.162	0.308	171.63
9	8	ARN Racing	JPN	Ferrari 488 GT3	1:35.553	7	17	1.198	0.035	171.57
10	86	OD Racing Team WRT	MYS	Audi R8 LMS GT3	1:35.656	10	14	1.300	0.102	171.38
11	5	Phoenix Racing Asia	HKG	Audi R8 LMS GT3	1:35.802	8	19	1.447	0.146	171.12
12	3	Absolute Racing	CHN	Audi R8 LMS GT3	1:35.834	8	20	1.479	0.031	171.06
13	27	HubAuto Corsa	TPE	Ferrari 488 GT3	1:35.841	13	18	1.485	0.006	171.05
14	37	Absolute Racing	CHN	Audi R8 LMS GT3	1:35.971	4	19	1.615	0.130	170.82
15	911	Craft Bamboo Racing	HKG	Porsche 991 GT3R	1:36.040	17	19	1.685	0.069	170.70
16	991	Craft Bamboo Racing	HKG	Porsche 991 GT3R	1:36.079	19	19	1.723	0.038	170.63

Chang International

Circuit Length = 4.554 km

Start: 13:10 Flag 13:55 End: 13:58

Weather / Track : Sunny / Dry

These results are provisional until the conclusion of any judicial and technical matters.

Race Director : Ravin	Stewards :	Timekeeper :
-----------------------	------------	--------------

Blancpain GT Series Asia 2018

FREE PRACTICE 1 - CLASSIFICATION BY CLASS

17	97	Indigo Racing	KOR	Mercedes-AMG GT3	1:36.161	12	17	1.806	0.082	170.48
18	45	KCMG	HKG	Audi R8 LMS GT3	1:37.594	7	20	3.238	1.432	167.98
19	51	AMAC Motorsport	AUS	Lamborghini Huracan GT3	1:38.040	9	20	3.684	0.446	167.22

CLASS : GT4 - GT4AM

POS	NO	NAME	NAT	ENTRY	TIME	ON	LAPS	GAP	DIFF	KPH
1	666	GruppeM Racing Team	HKG	Mercedes-AMG GT4	1:45.391	16	17			155.55
2	81	BMW Team Studie	JPN	BMW M4 GT4	1:45.507	8	14	0.115	0.115	155.38
3	72	Team iRaceWin	TPE	Mercedes-AMG GT4	1:45.740	13	17	0.349	0.233	155.04
4	82	BMW Team Studie	JPN	BMW M4 GT4	1:47.541	5	14	2.150	1.800	152.44
5	77	Craft Bamboo Racing	HKG	Porsche Cayman GT4 Clubsport MR	1:48.659	14	18	3.268	1.118	150.87
6	17	Taiwan Top Speed Racing Team	TWN	Porsche Cayman GT4 Clubsport MR	1:48.773	5	16	3.382	0.113	150.72
7	22	JWD Racing Team	THA	Porsche Cayman GT4 Clubsport MR	1:48.800	3	16	3.409	0.027	150.68
8	12	Clearwater Racing	SGP	McLaren 570S GT4	1:49.598	4	5	4.207	0.797	149.58
9	11	TTR Team SARD	HKG	Porsche Cayman GT4 Clubsport MR	1:50.114	13	13	4.722	0.515	148.88
10	80	Racing Spirit Thailand	THA	Porsche Cayman GT4 Clubsport MR	1:51.011	14	16	5.620	0.897	147.68
11	14	Morseng Racing Team	THA	Porsche Cayman GT4 Clubsport MR	1:51.793	12	15	6.402	0.782	146.64

Weather / Track : Sunny / Dry

These results are provisional until the conclusion of any judicial and technical matters.

Chang International

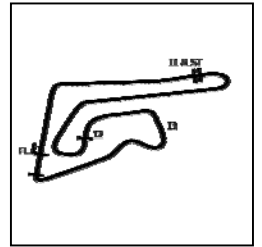
Circuit Length = 4.554 km

Start: 13:10 Flag 13:55 End: 13:58

Race Director : Ravin	Stewards :	Timekeeper :
-----------------------	------------	--------------

Blancpain GT Series Asia 2018

FREE PRACTICE 1 - SECTOR ANALYSIS



SECTOR 1 = FL to I1, SECTOR 2 = I1 to I2 SECTOR 3 = I2 to I3, SECTOR 4 = I3 to FL, DIFF = Difference To Personal Best Lap, P = Crossed Finish Line in Pit Lane, D = Time Disallowed

P1 999 GT3S GruppeM Racing Team				Mercedes-AMG GT3				
IDEAL LAP TIME : 1:34.098		BEST LAP TIME : 1:34.355		DIFFERENCE : 0.257				
D1: Markus POMMER		D2: Patric NIEDERHAUSER						
LAP	SECTOR 1	SECTOR 2	SECTOR 3	SPEED TRAP	LAP TIME	KPH	DIFF	TIME OF DAY
1 - D2	23.294	37.778	38.587	248.2	1:39.659	164.50	5.304	13:14:58.427
2 - D2	23.104	36.504	37.397	248.8	1:37.005	169.00	2.649	13:16:35.433
3 - D2	22.433	35.851	37.285	250.0	1:35.569	171.54	1.213	13:18:11.003
4 - D2	23.319	35.641	38.717	249.4	1:37.677	167.84	3.322	13:19:48.680
5 - D2	22.383	35.475	36.971	249.4	1:34.829 (3)	172.88	0.473	13:21:23.510
6 - D2	22.641	37.652	40.544	251.7	1:40.837	162.58	6.481	13:23:04.347
7 - D2	22.193	35.429	37.125	251.1	1:34.747 (2)	173.03	0.391	13:24:39.095
8 - D2	22.412	38.290	38.897	251.1	1:39.600	164.60	5.244	13:26:18.695
9 - D2	22.380	35.397	36.578	251.1	1:34.355 (1)	173.75		13:27:53.051
10 - D2	22.427	38.716	IN PIT	251.1	1:43.659 P	158.15	9.304	13:29:36.711
11 - D1	OUTLAP	42.288	42.752	233.7	13:06.105	20.85	11:31.749	13:42:42.816
12 - D1	22.945	37.330	50.053	242.6	1:50.328	148.59	15.972	13:44:33.145
13 - D1	22.758	35.963	37.582	248.2	1:36.304	170.23	1.948	13:46:09.449
14 - D1	22.588	35.624	37.194	249.4	1:35.406	171.83	1.050	13:47:44.856
15 - D1	23.422	35.723	38.625	247.7	1:37.770	167.68	3.415	13:49:22.627
16 - D1	22.569	35.842	37.575	251.1	1:35.986	170.79	1.630	13:50:58.613
17 - D1	22.659	35.327	38.266	250.0	1:36.252	170.32	1.896	13:52:34.866
18 - D1	22.503	35.602	39.089	250.5	1:37.195	168.67	2.840	13:54:12.061
19 - D1	22.356	35.772	36.846	252.3	1:34.974	172.61	0.619	13:55:47.036

P2 19 GT3S FFF Racing Team by ACM				Lamborghini Huracan GT3				
IDEAL LAP TIME : 1:34.355		BEST LAP TIME : 1:34.478		DIFFERENCE : 0.123				
D1: Dennis LIND		D2: Martin KODRIC						
LAP	SECTOR 1	SECTOR 2	SECTOR 3	SPEED TRAP	LAP TIME	KPH	DIFF	TIME OF DAY
1 - D1	OUTLAP	37.070	38.110	240.0	3:00.908	90.62	1:26.429	13:14:47.065
2 - D1	24.553	35.996	37.809	244.8	1:38.358	166.67	3.880	13:16:25.423
3 - D1	22.745	35.748	38.211	249.4	1:36.704	169.53	2.226	13:18:02.128
4 - D1	22.635	35.698	37.267	251.7	1:35.601	171.48	1.122	13:19:37.729
5 - D1	22.482	35.367	37.340	251.1	1:35.189	172.22	0.711	13:21:12.919
6 - D1	22.919	35.399	36.988	250.0	1:35.307	172.01	0.828	13:22:48.226
7 - D1	22.511	35.900	38.002	252.9	1:36.414	170.04	1.935	13:24:24.640
8 - D1	22.463	35.512	37.158	252.3	1:35.134 (3)	172.32	0.655	13:25:59.774
9 - D1	22.572	36.212	IN PIT	252.9	1:38.525 P	166.39	4.046	13:27:38.300
10 - D1	OUTLAP	1:15.615	IN PIT	80.1	4:50.799 P	56.37	3:16.320	13:32:29.099
11 - D2	OUTLAP	36.321	37.194	243.2	8:07.935	33.59	6:33.457	13:40:37.034
12 - D2	22.823	35.684	36.962	248.8	1:35.469	171.72	0.991	13:42:12.504
13 - D2	22.690	35.428	37.050	250.0	1:35.168	172.26	0.690	13:43:47.673
14 - D2	22.620	35.407	37.558	251.7	1:35.586	171.51	1.107	13:45:23.259
15 - D2	22.595	35.463	37.205	252.3	1:35.264	172.09	0.785	13:46:58.523
16 - D2	23.411	37.968	42.583	251.1	1:43.962	157.69	9.483	13:48:42.486
17 - D2	22.603	35.482	IN PIT	249.4	1:37.761 P	167.69	3.282	13:50:20.247
18 - D1	OUTLAP	35.404	38.080	246.5	2:46.966	98.18	1:12.488	13:53:07.213
19 - D1	22.781	35.298	36.792	249.4	1:34.871 (2)	172.80	0.393	13:54:42.085
20 - D1	22.370	35.192	36.915	252.3	1:34.478 (1)	173.52		13:56:16.563

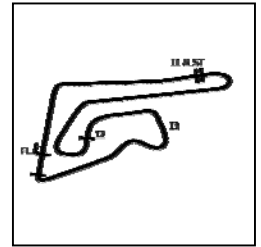
P3 18 GT3PA KCMG				Nissan GT-R NISMO GT3				
IDEAL LAP TIME : 1:34.397		BEST LAP TIME : 1:34.725		DIFFERENCE : 0.327				
D1: Yuke TANIGUCHI		D2: Tsugio MATSUDA						
LAP	SECTOR 1	SECTOR 2	SECTOR 3	SPEED TRAP	LAP TIME	KPH	DIFF	TIME OF DAY
1 - D2	23.704	39.211	40.562	222.6	1:43.477	158.43	8.752	13:13:43.752
2 - D2	23.085	38.449	39.098	244.3	1:40.633	162.91	5.908	13:15:24.385
3 - D2	22.661	35.877	37.883	247.7	1:36.422	170.02	1.697	13:17:00.807
4 - D2	22.330	35.397	36.997	249.4	1:34.725 (1)	173.07		13:18:35.532
5 - D2	22.567	35.299	37.047	251.1	1:34.913 (2)	172.72	0.188	13:20:10.446
6 - D2	22.226	35.173	IN PIT	252.3	1:38.549 P	166.35	3.824	13:21:48.996
7 - D1	OUTLAP	41.439	40.853	213.8	4:21.441	62.70	2:46.716	13:26:10.437
8 - D1	22.892	37.602	38.680	243.2	1:39.174	165.30	4.449	13:27:49.612
9 - D1	22.696	37.107	38.742	251.7	1:38.545	166.36	3.820	13:29:28.158

Weather / Track : Sunny / Dry

Chang International
Circuit Length = 4.554 km
Start: 13:10 Flag 13:55 End: 13:58

Blancpain GT Series Asia 2018

FREE PRACTICE 1 - SECTOR ANALYSIS



SECTOR 1 = FL to I1, SECTOR 2 = I1 to I2 SECTOR 3 = I2 to I3, SECTOR 4 = I3 to FL, DIFF = Difference To Personal Best Lap, P = Crossed Finish Line in Pit Lane, D = Time Disallowed

10 - D1	23.052	1:16.491	1:13.029	178.5	2:52.572	95.00	1:17.847	13:32:20.730
11 - D1	OUTLAP	39.480	40.525	223.6	9:15.887	29.49	7:41.162	13:41:36.617
12 - D1	23.178	36.813	38.310	246.5	1:38.301	166.77	3.576	13:43:14.919
13 - D1	23.099	36.235	37.606	248.2	1:36.940	169.11	2.215	13:44:51.860
14 - D1	22.589	37.349	37.564	250.0	1:37.503	168.14	2.778	13:46:29.363
15 - D1	22.550	36.119	38.369	251.1	1:37.039	168.94	2.314	13:48:06.402
16 - D1	22.447	36.327	37.765	251.1	1:36.539	169.82	1.814	13:49:42.942
17 - D1	22.873	36.329	37.312	248.8	1:36.515	169.86	1.790	13:51:19.457
18 - D1	22.472	36.366	38.160	250.5	1:36.999	169.01	2.274	13:52:56.456
19 - D1	22.580	35.738	37.473	250.0	1:35.791 (3)	171.14	1.066	13:54:32.248
20 - D1	22.519	36.790	39.932	251.1	1:39.242	165.19	4.517	13:56:11.490

P4 28 GT3PA HubAuto Corsa

Ferrari 488 GT3

IDEAL LAP TIME : 1:34.761

BEST LAP TIME : 1:34.761

DIFFERENCE : 0.000

D1: Morris CHEN

D2: Tim SLADE

LAP	SECTOR 1	SECTOR 2	SECTOR 3	SPEED TRAP	LAP TIME	KPH	DIFF	TIME OF DAY
1 - D2	22.733	35.797	37.203	248.2	1:35.734 (3)	171.24	0.972	13:13:56.762
2 - D2	22.672	35.872	37.577	248.8	1:36.122	170.55	1.360	13:15:32.884
3 - D2	22.612	35.637	37.386	251.7	1:35.635 (2)	171.42	0.873	13:17:08.520
4 - D2	22.488	35.528	36.744	250.0	1:34.761 (1)	173.00		13:18:43.281
5 - D2	22.656	35.749	IN PIT	250.0	1:37.774 P	167.67	3.013	13:20:21.056
6 - D1	OUTLAP	40.127	40.889	244.3	3:16.848	83.28	1:42.086	13:23:37.904
7 - D1	23.126	37.932	39.632	250.5	1:40.691	162.81	5.929	13:25:18.595
8 - D1	23.324	38.647	39.893	250.5	1:41.865	160.94	7.104	13:27:00.460
9 - D1	23.159	38.821	39.549	249.4	1:41.529	161.47	6.768	13:28:41.990
10 - D1	23.367	39.085	1:10.769	249.4	2:13.222	123.06	38.460	13:30:55.212
11 - D1	OUTLAP	37.768	40.159	243.7	9:53.315	27.63	8:18.554	13:40:48.528
12 - D1	24.265	39.944	43.404	242.6	1:47.614	152.34	12.852	13:42:36.142
13 - D1	23.672	37.855	41.087	247.7	1:42.615	159.76	7.853	13:44:18.757
14 - D1	24.434	37.463	39.725	247.7	1:41.623	161.32	6.861	13:46:00.380
15 - D1	23.621	37.011	39.438	250.5	1:40.071	163.82	5.309	13:47:40.451
16 - D1	23.225	36.798	40.307	248.8	1:40.330	163.40	5.569	13:49:20.782
17 - D1	23.563	37.455	38.770	250.0	1:39.789	164.29	5.027	13:51:00.571
18 - D1	23.104	37.236	39.009	250.0	1:39.350	165.01	4.589	13:52:39.921
19 - D1	23.077	37.569	39.280	251.1	1:39.926	164.06	5.165	13:54:19.848
20 - D1	23.188	36.904	39.633	249.4	1:39.725	164.39	4.964	13:55:59.574

P5 63 GT3PA FFF Racing Team by ACM

Lamborghini Huracan GT3

IDEAL LAP TIME : 1:34.827

BEST LAP TIME : 1:34.903

DIFFERENCE : 0.076

D1: Hiroshi HAMAGUCHI

D2: Marco MAPELLI

LAP	SECTOR 1	SECTOR 2	SECTOR 3	SPEED TRAP	LAP TIME	KPH	DIFF	TIME OF DAY
1 - D1	22.854	37.289	37.897	237.8	1:38.041	167.21	3.137	13:14:56.014
2 - D1	22.817	35.613	37.199	249.4	1:35.630 (3)	171.43	0.726	13:16:31.644
3 - D1	22.658	35.552	37.903	250.0	1:36.113	170.57	1.210	13:18:07.758
4 - D1	22.441	35.617	37.029	252.3	1:35.087 (2)	172.41	0.183	13:19:42.846
5 - D1	22.407	35.414	37.081	252.3	1:34.903 (1)	172.74		13:21:17.749
6 - D1	22.384	35.575	IN PIT	253.5	1:36.293 P	170.25	1.389	13:22:54.043

P6 888 GT3PA GruppeM Racing Team

Mercedes-AMG GT3

IDEAL LAP TIME : 1:34.580

BEST LAP TIME : 1:34.906

DIFFERENCE : 0.326

D1: Alexandre MATTSCHULL

D2: Maximilian BUHK

LAP	SECTOR 1	SECTOR 2	SECTOR 3	SPEED TRAP	LAP TIME	KPH	DIFF	TIME OF DAY
1 - D2	23.153	37.053	40.531	247.1	1:40.737	162.74	5.830	13:15:05.620
2 - D2	23.809	35.732	38.566	247.7	1:38.107	167.10	3.201	13:16:43.727
3 - D2	22.435	35.907	37.078	250.5	1:35.420	171.81	0.514	13:18:19.148
4 - D2	22.769	35.522	38.109	249.4	1:36.400	170.06	1.494	13:19:55.549
5 - D2	22.547	35.714	36.801	250.0	1:35.062 (2)	172.45	0.156	13:21:30.611
6 - D2	22.380	35.563	36.963	251.1	1:34.906 (1)	172.74		13:23:05.518
7 - D2	22.555	35.398	37.359	251.1	1:35.313 (3)	172.00	0.407	13:24:40.831
8 - D2	22.507	35.761	IN PIT	251.1	1:39.164 P	165.32	4.257	13:26:19.996
9 - D1	OUTLAP	39.611	40.861	205.3	15:36.523	17.50	14:01.617	13:41:56.519
10 - D1	23.490	40.834	42.570	245.4	1:46.895	153.36	11.989	13:43:43.414

Weather / Track : Sunny / Dry

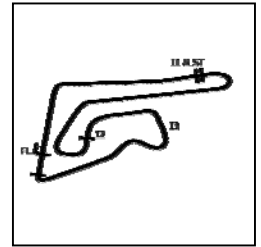
Chang International

Circuit Length = 4.554 km

Start: 13:10 Flag 13:55 End: 13:58

Blancpain GT Series Asia 2018

FREE PRACTICE 1 - SECTOR ANALYSIS



SECTOR 1 = FL to I1, SECTOR 2 = I1 to I2 SECTOR 3 = I2 to I3, SECTOR 4 = I3 to FL, DIFF = Difference To Personal Best Lap, P = Crossed Finish Line in Pit Lane, D = Time Disallowed

11 - D1	23.207	38.151	40.225	246.5	1:41.583	161.38	6.676	13:45:24.998
12 - D1	23.060	38.259	39.272	248.2	1:40.591	162.98	5.685	13:47:05.589
13 - D1	23.058	37.348	38.794	247.7	1:39.200	165.26	4.294	13:48:44.790
14 - D1	23.274	37.711	38.793	247.1	1:39.779	164.30	4.872	13:50:24.569
15 - D1	23.421	36.574	37.858	246.5	1:37.854	167.53	2.948	13:52:02.423
16 - D1	22.684	36.184	37.699	247.7	1:36.567	169.77	1.661	13:53:38.991
17 - D1	22.750	36.289	37.901	249.4	1:36.941	169.11	2.035	13:55:15.932

P7 23 GT3S KCMG			Nissan GT-R NISMO GT3							
IDEAL LAP TIME : 1:34.848		BEST LAP TIME : 1:35.210		DIFFERENCE : 0.361						
D1: Edoardo LIBERATI		D2: Florian STRAUSS								
LAP	SECTOR 1	SECTOR 2	SECTOR 3	SPEED TRAP	LAP TIME	KPH	DIFF	TIME OF DAY		
1 - D2	24.633	41.098	40.681	217.3	1:46.412	154.06	11.202	13:13:59.425		
2 - D2	23.049	37.346	38.567	245.4	1:38.963	165.66	3.753	13:15:38.388		
3 - D2	23.358	39.319	38.258	199.6	1:40.936	162.42	5.725	13:17:19.324		
4 - D2	22.325	36.580	39.210	251.7	1:38.116	167.09	2.905	13:18:57.440		
5 - D2	22.369	35.935	37.456	251.1	1:35.760 (3)	171.20	0.550	13:20:33.201		
6 - D2	22.408	36.983	IN PIT	249.4	1:39.730 P	164.38	4.520	13:22:12.932		
7 - D1	OUTLAP	41.210	40.233	189.1	4:29.512	60.82	2:54.302	13:26:42.444		
8 - D1	22.758	36.881	37.932	241.0	1:37.571	168.02	2.360	13:28:20.016		
9 - D1	22.594	36.196	37.788	251.7	1:36.578	169.75	1.368	13:29:56.594		
10 - D1	OUTLAP	36.441	37.509	236.8	13:48.062	19.79	12:12.852	13:43:44.657		
11 - D1	22.567	35.805	37.721	249.4	1:36.094	170.60	0.883	13:45:20.751		
12 - D1	22.469	36.005	38.708	252.3	1:37.182	168.69	1.972	13:46:57.934		
13 - D1	22.574	35.672	37.128	248.2	1:35.374 (2)	171.89	0.164	13:48:33.309		
14 - D1	22.552	35.551	37.106	250.0	1:35.210 (1)	172.19		13:50:08.519		
15 - D1	22.436	35.417	IN PIT	250.5	1:37.057 P	168.91	1.847	13:51:45.577		
16 - D2	OUTLAP	36.557	37.770	247.7	2:41.263	101.66	1:06.053	13:54:26.840		
17 - D2	23.133	36.130	37.808	250.0	1:37.071	168.88	1.861	13:56:03.912		

P8 7 GT3PA Absolute Racing			Audi R8 LMS GT3							
IDEAL LAP TIME : 1:35.345		BEST LAP TIME : 1:35.518		DIFFERENCE : 0.173						
D1: Andrew KIM		D2: Adderly FONG								
LAP	SECTOR 1	SECTOR 2	SECTOR 3	SPEED TRAP	LAP TIME	KPH	DIFF	TIME OF DAY		
1 - D2	23.329	36.607	42.722	244.8	1:42.659	159.69	7.140	13:14:04.221		
2 - D2	22.748	36.086	37.623	248.2	1:36.457	169.96	0.939	13:15:40.679		
3 - D2	22.666	36.385	37.503	250.0	1:36.554	169.79	1.035	13:17:17.234		
4 - D2	22.783	36.150	39.282	250.0	1:38.215	166.92	2.697	13:18:55.450		
5 - D2	22.648	35.426	37.443	250.0	1:35.518 (1)	171.63		13:20:30.968		
6 - D2	22.954	35.998	IN PIT	248.8	1:38.558 P	166.34	3.039	13:22:09.527		
7 - D2	OUTLAP	36.432	38.276	246.0	3:37.691	75.31	2:02.172	13:25:47.218		
8 - D2	22.703	35.857	37.445	250.0	1:36.006 (2)	170.76	0.487	13:27:23.224		
9 - D2	23.236	35.786	37.270	247.1	1:36.292 (3)	170.25	0.774	13:28:59.517		
10 - D2	22.771	37.917	IN PIT	251.1	2:17.834 P	118.94	42.316	13:31:17.352		
11 - D1	OUTLAP	39.094	38.943	244.3	9:40.034	28.26	8:04.515	13:40:57.386		
12 - D1	23.478	38.836	38.838	247.7	1:41.152	162.07	5.633	13:42:38.538		
13 - D1	23.189	37.004	39.511	248.2	1:39.704	164.42	4.186	13:44:18.243		
14 - D1	23.309	37.083	39.592	247.7	1:39.985	163.96	4.466	13:45:58.228		
15 - D1	22.897	36.520	37.960	250.0	1:37.378	168.35	1.859	13:47:35.606		
16 - D1	22.906	36.478	39.385	249.4	1:38.769	165.98	3.250	13:49:14.376		
17 - D1	22.946	36.121	39.345	249.4	1:38.412	166.58	2.894	13:50:52.789		
18 - D1	23.065	36.334	40.423	250.0	1:39.822	164.23	4.304	13:52:32.612		
19 - D1	22.980	36.437	40.755	249.4	1:40.173	163.66	4.654	13:54:12.785		
20 - D1	23.131	36.278	38.478	250.0	1:37.888	167.48	2.369	13:55:50.673		

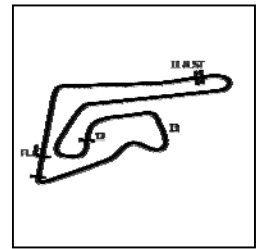
P9 8 GT3PA ARN Racing			Ferrari 488 GT3							
IDEAL LAP TIME : 1:35.392		BEST LAP TIME : 1:35.553		DIFFERENCE : 0.161						
D1: Hiroaki NAGAI		D2: Daisuke ITO								
LAP	SECTOR 1	SECTOR 2	SECTOR 3	SPEED TRAP	LAP TIME	KPH	DIFF	TIME OF DAY		
1 - D2	24.142	39.105	39.969	189.8	1:43.217	158.83	7.663	13:13:51.951		
2 - D2	23.102	37.263	38.774	246.0	1:39.139	165.36	3.585	13:15:31.091		
3 - D2	23.677	36.853	38.703	249.4	1:39.234	165.20	3.680	13:17:10.325		

Weather / Track : Sunny / Dry

Chang International
Circuit Length = 4.554 km
Start: 13:10 Flag 13:55 End: 13:58

Blancpain GT Series Asia 2018

FREE PRACTICE 1 - SECTOR ANALYSIS



SECTOR 1 = FL to I1, SECTOR 2 = I1 to I2 SECTOR 3 = I2 to I3, SECTOR 4 = I3 to FL, DIFF = Difference To Personal Best Lap, P = Crossed Finish Line in Pit Lane, D = Time Disallowed

4 - D2	22.694	35.854	37.282	251.7	1:35.831	(2)	171.07	0.277	13:18:46.156
5 - D2	24.744	36.758	IN PIT	237.3	1:44.348	P	157.11	8.794	13:20:30.505
6 - D2	OUTLAP	36.246	37.269	248.2	3:50.175		71.22	2:14.621	13:24:20.680
7 - D2	22.550	35.573	37.430	250.5	1:35.553	(1)	171.57		13:25:56.233
8 - D2	22.699	35.883	37.651	252.3	1:36.234	(3)	170.35	0.680	13:27:32.467
9 - D2	22.968	35.775	39.815	250.5	1:38.558		166.34	3.004	13:29:11.026
10 - D2	22.712	56.295	IN PIT	251.1	2:33.237	P	106.98	57.683	13:31:44.264
11 - D2	OUTLAP	1:09.613	IN PIT	83.7	10:37.029	P	25.73	9:01.475	13:42:21.293
12 - D1	OUTLAP	37.634	40.705	241.0	4:37.011		59.18	3:01.457	13:46:58.304
13 - D1	23.454	37.080	39.619	248.8	1:40.153		163.69	4.599	13:48:38.458
14 - D1	23.239	37.680	38.706	250.0	1:39.626		164.55	4.072	13:50:18.084
15 - D1	23.074	36.257	38.181	250.5	1:37.512		168.12	1.958	13:51:55.597
16 - D1	22.758	36.259	37.812	252.3	1:36.830		169.30	1.276	13:53:32.427
17 - D1	22.735	37.343	38.246	251.7	1:38.324		166.73	2.770	13:55:10.752

P10 86 GT3S OD Racing Team WRT

Audi R8 LMS GT3

IDEAL LAP TIME :

BEST LAP TIME : 1:35.656

DIFFERENCE :

D1: Aditya PATEL

D2: Mitchell GILBERT

LAP	SECTOR 1	SECTOR 2	SECTOR 3	SPEED TRAP	LAP TIME	KPH	DIFF	TIME OF DAY
1 - D2					1:46.034	154.61	10.378	13:13:46.869
2 - D2					1:41.512	161.50	5.856	13:15:28.381
3 - D2					1:37.656	167.87	2.000	13:17:06.038
4 - D2					9:45.729	27.98	8:10.072	13:26:51.767
5 - D2			IN PIT		1:59.296	P	137.42	13:28:51.064
6 - D2					12:12.527	22.38	10:36.870	13:41:03.591
7 - D2					1:37.775	167.67	2.119	13:42:41.367
8 - D2					1:37.418	168.28	1.761	13:44:18.785
9 - D2					1:37.567	168.03	1.911	13:45:56.352
10 - D2					1:35.656	(1)	171.38	13:47:32.008
11 - D2			IN PIT		1:37.260	P	168.56	13:49:09.268
12 - D2					3:19.573	82.14	1:43.917	13:52:28.842
13 - D1					1:36.816	(3)	169.33	13:54:05.659
14 - D1					1:35.916	(2)	170.92	13:55:41.575

P11 5 GT3S Phoenix Racing Asia

Audi R8 LMS GT3

IDEAL LAP TIME : 1:35.604

BEST LAP TIME : 1:35.802

DIFFERENCE : 0.198

D1: Marchy LEE

D2: Alex YOONG

LAP	SECTOR 1	SECTOR 2	SECTOR 3	SPEED TRAP	LAP TIME	KPH	DIFF	TIME OF DAY
1 - D2	23.322	37.469	38.300	246.5	1:39.091	165.44	3.288	13:14:50.510
2 - D2	23.054	35.873	37.530	246.5	1:36.458	169.96	0.655	13:16:26.968
3 - D2	22.790	36.024	37.322	248.8	1:36.136	170.53	0.334	13:18:03.105
4 - D2	22.786	35.660	37.505	249.4	1:35.951	(2)	170.86	13:19:39.056
5 - D2	22.774	35.632	37.629	248.8	1:36.036	(3)	170.71	13:21:15.092
6 - D2	22.810	35.743	IN PIT	249.4	1:37.453	P	168.22	13:22:52.546
7 - D2	OUTLAP	36.335	37.837	238.9	5:06.992	53.40	3:31.189	13:27:59.538
8 - D2	22.661	35.683	37.458	248.2	1:35.802	(1)	171.12	13:29:35.341
9 - D2	29.594	1:16.566	IN PIT	78.9	3:06.647	P	87.83	13:32:41.989
10 - D1	OUTLAP	38.762	38.579	242.6	9:16.593	29.45	7:40.790	13:41:58.582
11 - D1	23.135	37.142	38.374	246.0	1:38.652	166.18	2.849	13:43:37.234
12 - D1	23.033	37.460	38.426	247.1	1:38.919	165.73	3.116	13:45:16.154
13 - D1	22.995	36.689	37.311	247.7	1:36.995	169.02	1.193	13:46:53.150
14 - D1	22.912	36.073	37.874	247.1	1:36.860	169.25	1.057	13:48:30.010
15 - D1	22.980	36.002	37.674	247.7	1:36.656	169.61	0.853	13:50:06.667
16 - D1	22.875	35.811	37.436	248.2	1:36.122	170.55	0.319	13:51:42.789
17 - D1	23.265	37.578	41.748	247.7	1:42.592	159.80	6.789	13:53:25.381
18 - D1	22.895	36.021	37.628	249.4	1:36.544	169.81	0.742	13:55:01.926
19 - D1	23.545	38.989	IN PIT	208.4	1:46.037	P	154.60	13:56:47.964

P12 3 GT3S Absolute Racing

Audi R8 LMS GT3

IDEAL LAP TIME : 1:35.410

BEST LAP TIME : 1:35.834

DIFFERENCE : 0.424

D1: Franky CHENG

D2: Martin RUMP

LAP	SECTOR 1	SECTOR 2	SECTOR 3	SPEED TRAP	LAP TIME	KPH	DIFF	TIME OF DAY
-----	----------	----------	----------	------------	----------	-----	------	-------------

Weather / Track : Sunny / Dry

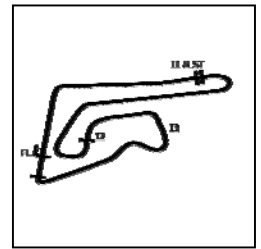
Chang International

Circuit Length = 4.554 km

Start: 13:10 Flag 13:55 End: 13:58

Blancpain GT Series Asia 2018

FREE PRACTICE 1 - SECTOR ANALYSIS



SECTOR 1 = FL to I1, SECTOR 2 = I1 to I2 SECTOR 3 = I2 to I3, SECTOR 4 = I3 to FL, DIFF = Difference To Personal Best Lap, P = Crossed Finish Line in Pit Lane, D = Time Disallowed

1 - D2	23.328	37.051	38.081	246.5	1:38.461	D	166.50	2.626	13:14:11.715
2 - D2	22.944	36.221	39.313	248.2	1:38.479		166.47	2.644	13:15:50.194
3 - D2	22.996	35.849	38.621	248.8	1:37.466		168.20	1.631	13:17:27.661
4 - D2	22.883	35.732	37.588	249.4	1:36.204		170.41	0.369	13:19:03.865
5 - D2	22.941	36.430	IN PIT	250.0	1:38.557	P	166.34	2.722	13:20:42.423
6 - D2	OUTLAP	36.527	38.561	245.4	3:21.591		81.32	1:45.757	13:24:04.014
7 - D2	22.949	35.730	37.372	248.8	1:36.051	(2)	170.68	0.216	13:25:40.066
8 - D2	22.887	35.771	37.176	249.4	1:35.834	(1)	171.06		13:27:15.901
9 - D2	23.510	36.463	38.288	246.5	1:38.262		166.84	2.427	13:28:54.163
10 - D2	22.917	41.703	IN PIT	250.5	2:20.222	P	116.91	44.387	13:31:14.386
11 - D1	OUTLAP	37.657	39.022	238.4	9:37.203		28.40	8:01.368	13:40:51.589
12 - D1	23.237	36.434	38.040	247.7	1:37.712		167.78	1.877	13:42:29.301
13 - D1	22.992	36.137	37.778	247.1	1:36.907		169.17	1.072	13:44:06.209
14 - D1	22.988	35.699	37.657	248.8	1:36.345		170.16	0.510	13:45:42.554
15 - D1	22.931	35.453	37.747	249.4	1:36.131	(3)	170.54	0.297	13:47:18.686
16 - D1	22.899	36.825	39.792	249.4	1:39.516		164.73	3.682	13:48:58.203
17 - D1	22.877	37.719	38.278	250.0	1:38.874		165.81	3.039	13:50:37.078
18 - D1	23.126	35.821	37.674	248.8	1:36.621		169.67	0.786	13:52:13.699
19 - D1	24.010	37.592	38.655	213.4	1:40.258		163.52	4.423	13:53:53.957
20 - D1	22.781	35.865	37.632	249.4	1:36.278		170.28	0.444	13:55:30.236

P13 27 GT3S HubAuto Corsa

Ferrari 488 GT3

IDEAL LAP TIME : 1:35.458

BEST LAP TIME : 1:35.841

DIFFERENCE : 0.382

D1: Hongli YE

D2: Nick FOSTER

LAP	SECTOR 1	SECTOR 2	SECTOR 3	SPEED TRAP	LAP TIME	KPH	DIFF	TIME OF DAY	
1 - D2	24.065	42.694	41.245	143.6	1:48.004	151.79	12.163	13:13:54.777	
2 - D2	24.396	38.050	38.228	129.1	1:40.674	162.84	4.833	13:15:35.452	
3 - D2	22.591	36.403	37.560	250.0	1:36.554	169.79	0.713	13:17:12.007	
4 - D2	22.565	36.123	37.448	250.0	1:36.137	170.53	0.296	13:18:48.144	
5 - D2	22.478	36.127	37.541	251.1	1:36.146	170.51	0.305	13:20:24.291	
6 - D2	22.772	36.470	IN PIT	248.2	1:38.147	P	167.03	2.306	13:22:02.439
7 - D2	OUTLAP	36.497	37.876	247.7	4:52.981	55.95	3:17.140	13:26:55.420	
8 - D2	22.731	36.195	37.453	250.5	1:36.380	170.10	0.539	13:28:31.800	
9 - D2	22.780	36.189	53.964	248.8	1:52.933	145.16	17.092	13:30:24.734	
10 - D1	OUTLAP	37.034	38.592	242.1	10:18.164	26.52	8:42.323	13:40:42.898	
11 - D1	22.881	35.999	52.095	247.7	1:50.975	147.73	15.134	13:42:33.873	
12 - D1	23.639	36.202	37.317	248.2	1:37.159	168.73	1.318	13:44:11.032	
13 - D1	22.669	35.792	37.379	251.1	1:35.841	(1)	171.05	13:45:46.873	
14 - D1	22.633	35.794	37.617	250.0	1:36.044	(3)	170.69	0.203	13:47:22.918
15 - D1	22.544	35.694	37.992	250.5	1:36.230	170.36	0.389	13:48:59.149	
16 - D1	22.447	37.667	IN PIT	252.9	1:40.443	P	163.22	4.602	13:50:39.592
17 - D1	OUTLAP	35.834	37.520	248.8	3:03.587	89.30	1:27.746	13:53:43.179	
18 - D1	22.670	35.773	37.519	251.7	1:35.962	(2)	170.84	0.121	13:55:19.142

P14 37 GT3PA Absolute Racing

Audi R8 LMS GT3

IDEAL LAP TIME : 1:35.415

BEST LAP TIME : 1:35.971

DIFFERENCE : 0.556

D1: Anthony LIU

D2: Josh BURDON

LAP	SECTOR 1	SECTOR 2	SECTOR 3	SPEED TRAP	LAP TIME	KPH	DIFF	TIME OF DAY	
1 - D2	23.252	37.142	39.125	247.7	1:39.519	164.73	3.548	13:15:17.763	
2 - D2	23.049	36.625	37.722	247.7	1:37.396	168.32	1.425	13:16:55.160	
3 - D2	22.846	35.728	38.819	248.8	1:37.393	168.33	1.422	13:18:32.554	
4 - D2	22.804	35.684	37.482	249.4	1:35.971	(1)	170.82	13:20:08.525	
5 - D2	22.712	35.807	IN PIT	250.0	1:41.447	P	161.60	5.476	13:21:49.973
6 - D2	OUTLAP	37.456	37.789	246.5	3:15.036	84.05	1:39.065	13:25:05.009	
7 - D2	22.666	35.647	37.995	250.0	1:36.309	(2)	170.22	0.337	13:26:41.318
8 - D2	23.568	35.568	37.219	248.8	1:36.355	(3)	170.14	0.384	13:28:17.674
9 - D2	22.636	37.144	IN PIT	250.5	1:42.384	P	160.12	6.413	13:30:00.059
10 - D1	OUTLAP	39.725	38.665	229.7	10:56.187	24.98	9:20.215	13:40:56.246	
11 - D1	22.884	36.821	38.967	249.4	1:38.673	166.14	2.702	13:42:34.919	
12 - D1	23.233	36.162	37.950	250.0	1:37.345	168.41	1.374	13:44:12.265	
13 - D1	22.776	36.251	40.928	250.0	1:39.956	164.01	3.985	13:45:52.221	
14 - D1	22.835	35.799	37.904	250.0	1:36.538	169.82	0.567	13:47:28.760	
15 - D1	22.771	36.079	37.573	249.4	1:36.423	170.02	0.452	13:49:05.184	

Weather / Track : Sunny / Dry

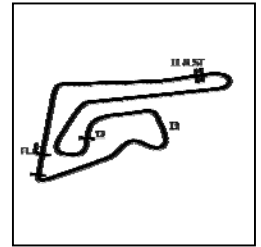
Chang International

Circuit Length = 4.554 km

Start: 13:10 Flag 13:55 End: 13:58

Blancpain GT Series Asia 2018

FREE PRACTICE 1 - SECTOR ANALYSIS



SECTOR 1 = FL to I1, SECTOR 2 = I1 to I2 SECTOR 3 = I2 to I3, SECTOR 4 = I3 to FL, DIFF = Difference To Personal Best Lap, P = Crossed Finish Line in Pit Lane, D = Time Disallowed

16 - D1	22.662	37.151	38.742	257.1	1:38.555	166.34	2.584	13:50:43.740
17 - D1	22.826	36.329	40.902	250.5	1:40.057	163.85	4.085	13:52:23.797
18 - D1	22.627	35.801	40.123	250.0	1:38.552	166.35	2.580	13:54:02.349
19 - D1	22.723	36.216	38.549	250.5	1:37.488	168.16	1.517	13:55:39.838

P15 911 GT3S Craft Bamboo Racing

Porsche 991 GT3R

IDEAL LAP TIME : 1:35.993 BEST LAP TIME : 1:36.040 DIFFERENCE : 0.047
 D1: Shae DAVIES D2: Sandy STUVIK

LAP	SECTOR 1	SECTOR 2	SECTOR 3	SPEED TRAP	LAP TIME	KPH	DIFF	TIME OF DAY
1 - D2	OUTLAP	37.939	IN PIT	233.7	3:07.239	P 87.55	1:31.198	13:14:56.020
2 - D1	OUTLAP	37.319	38.471	243.7	3:05.040	88.59	1:28.999	13:18:01.060
3 - D1	22.928	39.164	38.009	246.5	1:40.102	163.77	4.062	13:19:41.162
4 - D1	22.819	36.428	38.432	248.8	1:37.679	167.83	1.638	13:21:18.842
5 - D1	22.819	36.124	37.783	257.1	1:36.727	169.49	0.686	13:22:55.569
6 - D1	22.891	36.226	37.733	248.8	1:36.851	169.27	0.810	13:24:32.420
7 - D1	23.093	36.335	37.950	247.1	1:37.378	168.35	1.338	13:26:09.799
8 - D1	22.808	36.189	37.696	247.7	1:36.693	169.55	0.652	13:27:46.493
9 - D1	22.873	36.431	38.358	249.4	1:37.662	167.86	1.621	13:29:24.155
10 - D1	24.750	1:15.262	IN PIT	82.1	2:57.911	P 92.14	1:21.871	13:32:22.067
11 - D2	OUTLAP	37.207	40.804	238.9	8:45.610	31.19	7:09.569	13:41:07.677
12 - D2	23.055	36.506	37.742	248.8	1:37.303	168.48	1.262	13:42:44.981
13 - D2	22.872	35.955	40.325	248.2	1:39.152	165.34	3.112	13:44:24.133
14 - D2	22.749	36.016	37.683	248.8	1:36.449	(3) 169.97	0.408	13:46:00.582
15 - D2	22.988	35.850	37.729	248.2	1:36.567	169.77	0.526	13:47:37.150
16 - D2	22.699	36.073	37.640	249.4	1:36.412	(2) 170.04	0.371	13:49:13.563
17 - D2	22.663	35.897	37.479	248.2	1:36.040	(1) 170.70		13:50:49.603
18 - D2	22.871	36.697	IN PIT	250.0	1:39.015	P 165.57	2.974	13:52:28.619
19 - D1	OUTLAP	36.351	37.775	247.7	3:06.779	87.77	1:30.739	13:55:35.398

P16 991 GT3S Craft Bamboo Racing

Porsche 991 GT3R

IDEAL LAP TIME : 1:36.079 BEST LAP TIME : 1:36.079 DIFFERENCE : 0.000
 D1: Aidan READ D2: Darryl O'YOUNG

LAP	SECTOR 1	SECTOR 2	SECTOR 3	SPEED TRAP	LAP TIME	KPH	DIFF	TIME OF DAY
1 - D1	23.310	37.688	39.254	246.0	1:40.253	163.52	4.174	13:13:55.368
2 - D1	23.120	37.221	39.097	246.5	1:39.438	164.86	3.359	13:15:34.807
3 - D1	23.027	37.183	IN PIT	248.2	1:42.596	P 159.79	6.516	13:17:17.404
4 - D1	OUTLAP	36.669	38.621	244.8	3:04.573	88.82	1:28.493	13:20:21.977
5 - D1	22.971	36.366	38.276	246.5	1:37.614	167.95	1.535	13:21:59.591
6 - D1	22.935	36.326	38.519	248.8	1:37.780	167.66	1.700	13:23:37.372
7 - D1	22.922	36.604	38.273	248.2	1:37.800	167.63	1.720	13:25:15.172
8 - D1	23.169	36.764	37.868	248.2	1:37.802	167.62	1.722	13:26:52.974
9 - D1	24.778	37.157	37.724	246.0	1:39.659	164.50	3.580	13:28:32.634
10 - D1	22.816	36.360	IN PIT	250.0	1:56.371	P 140.87	20.292	13:30:29.006
11 - D2	OUTLAP	38.180	38.701	234.7	10:44.163	25.45	9:08.084	13:41:13.169
12 - D2	23.293	36.424	38.816	245.4	1:38.533	166.38	2.454	13:42:51.703
13 - D2	23.176	36.165	38.033	245.4	1:37.375	168.36	1.295	13:44:29.078
14 - D2	22.673	36.070	37.809	248.2	1:36.552	(2) 169.79	0.473	13:46:05.631
15 - D2	22.854	36.010	38.241	249.4	1:37.106	(3) 168.82	1.026	13:47:42.737
16 - D2	22.894	35.919	38.989	248.2	1:37.802	167.62	1.723	13:49:20.540
17 - D2	22.749	36.138	IN PIT	248.8	1:40.632	P 162.91	4.553	13:51:01.173
18 - D2	OUTLAP	36.482	37.713	245.4	3:03.494	89.34	1:27.415	13:54:04.667
19 - D2	22.613	35.852	37.614	248.8	1:36.079	(1) 170.63		13:55:40.747

P17 97 GT3PA Indigo Racing

Mercedes-AMG GT3

IDEAL LAP TIME : 1:36.085 BEST LAP TIME : 1:36.161 DIFFERENCE : 0.076
 D1: Juwon SEO D2: Roelof BRUINS

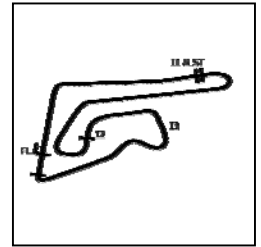
LAP	SECTOR 1	SECTOR 2	SECTOR 3	SPEED TRAP	LAP TIME	KPH	DIFF	TIME OF DAY
1 - D2	OUTLAP	38.406	39.597	228.3	3:44.508	73.02	2:08.346	13:15:57.106
2 - D2	23.329	37.041	38.961	243.7	1:39.331	165.04	3.169	13:17:36.438
3 - D2	23.013	38.463	38.751	246.0	1:40.227	163.57	4.065	13:19:16.665
4 - D2	22.987	36.880	38.771	246.5	1:38.639	166.20	2.477	13:20:55.304
5 - D2	23.194	36.176	37.994	246.0	1:37.364	(2) 168.38	1.202	13:22:32.669

Weather / Track : Sunny / Dry

Chang International
 Circuit Length = 4.554 km
 Start: 13:10 Flag 13:55 End: 13:58

Blancpain GT Series Asia 2018

FREE PRACTICE 1 - SECTOR ANALYSIS



SECTOR 1 = FL to I1, SECTOR 2 = I1 to I2 SECTOR 3 = I2 to I3, SECTOR 4 = I3 to FL, DIFF = Difference To Personal Best Lap, P = Crossed Finish Line in Pit Lane, D = Time Disallowed

6 - D2	22.692	36.097	IN PIT	247.7	1:38.859	P	165.83	2.697	13:24:11.529
7 - D2	OUTLAP	36.732	38.076	244.3	4:56.565		55.28	3:20.403	13:29:08.094
8 - D2	22.653	56.472	1:13.344	247.7	2:32.469		107.52	56.307	13:31:40.564
9 - D2	OUTLAP	37.051	38.320	242.6	9:34.270		28.54	7:58.108	13:41:14.834
10 - D2	22.917	36.075	38.438	245.4	1:37.430	(3)	168.26	1.268	13:42:52.265
11 - D2	23.112	38.510	40.264	246.5	1:41.886		160.90	5.724	13:44:34.152
12 - D2	22.730	35.896	37.535	248.2	1:36.161	(1)	170.48		13:46:10.314
13 - D2	35.057	36.990	IN PIT	233.7	1:53.498	P	144.44	17.336	13:48:03.813
14 - D1	OUTLAP	37.428	38.916	238.4	3:28.192		78.74	1:52.030	13:51:32.005
15 - D1	23.127	38.768	39.054	246.0	1:40.950		162.40	4.788	13:53:12.955
16 - D1	22.971	36.366	39.060	247.1	1:38.397		166.61	2.235	13:54:51.353
17 - D1	22.783	36.834	38.008	246.5	1:37.626		167.92	1.464	13:56:28.979

P18 45 GT3AM KCMG

Audi R8 LMS GT3

IDEAL LAP TIME : 1:37.461 BEST LAP TIME : 1:37.594 DIFFERENCE : 0.132
 D1: Naoto TAKEDA D2: Takuya SHIRASAKA

LAP	SECTOR 1	SECTOR 2	SECTOR 3	SPEED TRAP	LAP TIME	KPH	DIFF	TIME OF DAY	
1 - D2	23.427	37.687	39.856	249.4	1:40.970	162.36	3.376	13:15:00.575	
2 - D2	23.366	37.423	40.011	248.8	1:40.800	162.64	3.205	13:16:41.375	
3 - D2	23.551	38.026	38.755	248.8	1:40.333	163.39	2.739	13:18:21.708	
4 - D2	23.175	36.595	38.231	251.1	1:38.001	(3)	167.28	0.407	13:19:59.710
5 - D2	23.042	36.799	38.523	250.5	1:38.364	166.66	0.770	13:21:38.074	
6 - D2	22.908	36.716	39.128	250.5	1:38.752	166.01	1.158	13:23:16.827	
7 - D2	22.840	36.445	38.308	251.7	1:37.594	(1)	167.98		13:24:54.421
8 - D2	23.332	36.617	38.663	249.4	1:38.612	166.25	1.018	13:26:33.034	
9 - D2	22.859	36.537	38.225	250.5	1:37.621	(2)	0.027	13:28:10.656	
10 - D2	23.075	37.122	IN PIT	249.4	1:46.427	P	8.833	13:29:57.084	
11 - D1	OUTLAP	41.973	40.783	236.8	11:03.259	24.71	9:25.665	13:41:00.343	
12 - D1	23.510	37.352	40.139	248.2	1:41.001	162.31	3.407	13:42:41.345	
13 - D1	24.048	37.407	42.302	248.8	1:43.757	158.00	6.163	13:44:25.103	
14 - D1	23.261	37.129	38.791	248.8	1:39.182	165.29	1.588	13:46:04.285	
15 - D1	22.990	36.396	39.726	250.0	1:39.112	165.41	1.518	13:47:43.398	
16 - D1	23.489	36.633	39.704	248.2	1:39.826	164.22	2.232	13:49:23.225	
17 - D1	23.034	36.657	38.600	250.5	1:38.291	166.79	0.697	13:51:01.516	
18 - D1	23.193	36.922	38.779	250.5	1:38.894	165.77	1.299	13:52:40.411	
19 - D1	22.955	38.317	39.165	254.1	1:40.437	163.23	2.843	13:54:20.848	
20 - D1	23.418	37.850	38.930	248.8	1:40.199	163.61	2.604	13:56:01.047	

P19 51 GT3AM AMAC Motorsport

Lamborghini Huracan GT3

IDEAL LAP TIME : 1:38.040 BEST LAP TIME : 1:38.040 DIFFERENCE : 0.000
 D1: Andrew MACPHERSON D2: William PORTER

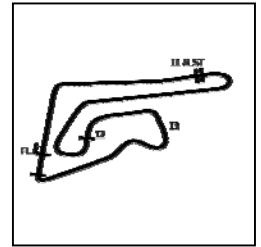
LAP	SECTOR 1	SECTOR 2	SECTOR 3	SPEED TRAP	LAP TIME	KPH	DIFF	TIME OF DAY	
1 - D2	24.787	42.047	42.239	212.1	1:49.074	150.30	11.033	13:14:36.550	
2 - D2	24.387	41.095	42.037	214.7	1:47.520	152.47	9.479	13:16:24.070	
3 - D2	26.162	38.915	41.342	190.8	1:46.419	154.05	8.379	13:18:10.490	
4 - D2	24.100	38.431	40.701	211.7	1:43.233	158.80	5.193	13:19:53.723	
5 - D2	23.479	39.051	39.118	247.1	1:41.649	161.28	3.608	13:21:35.372	
6 - D2	23.363	38.171	40.705	249.4	1:42.239	160.35	4.199	13:23:17.612	
7 - D2	23.212	37.381	38.791	250.0	1:39.385	(3)	164.95	1.344	13:24:56.997
8 - D2	23.258	37.382	38.539	247.7	1:39.180	(2)	165.29	1.139	13:26:36.177
9 - D2	23.020	37.225	37.795	249.4	1:38.040	(1)	167.22		13:28:14.218
10 - D2	23.272	37.278	IN PIT	249.4	1:44.910	P	6.870	13:29:59.129	
11 - D1	OUTLAP	40.568	44.215	233.2	11:10.242	24.46	9:32.201	13:41:09.371	
12 - D1	24.075	39.148	42.195	245.4	1:45.419	155.51	7.379	13:42:54.790	
13 - D1	23.819	38.538	40.733	247.1	1:43.090	159.02	5.050	13:44:37.881	
14 - D1	24.174	38.642	40.501	246.5	1:43.318	158.67	5.277	13:46:21.199	
15 - D1	23.934	38.826	41.229	248.2	1:43.989	157.65	5.949	13:48:05.189	
16 - D1	23.513	38.718	40.560	247.7	1:42.791	159.49	4.751	13:49:47.980	
17 - D1	23.631	38.704	40.224	248.8	1:42.560	159.85	4.519	13:51:30.540	
18 - D1	24.288	39.653	40.851	247.1	1:44.792	156.44	6.752	13:53:15.333	
19 - D1	23.548	38.941	40.535	248.8	1:43.024	159.13	4.984	13:54:58.358	
20 - D1	23.478	38.428	40.062	248.8	1:41.969	160.77	3.928	13:56:40.327	

Weather / Track : Sunny / Dry

Chang International
 Circuit Length = 4.554 km
 Start: 13:10 Flag 13:55 End: 13:58

Blancpain GT Series Asia 2018

FREE PRACTICE 1 - SECTOR ANALYSIS



SECTOR 1 = FL to I1, SECTOR 2 = I1 to I2 SECTOR 3 = I2 to I3, SECTOR 4 = I3 to FL, DIFF = Difference To Personal Best Lap, P = Crossed Finish Line in Pit Lane, D = Time Disallowed

P20 666 GT4AM GruppeM Racing Team				Mercedes-AMG GT4				
IDEAL LAP TIME : 1:44.994		BEST LAP TIME : 1:45.391		DIFFERENCE : 0.396				
D2: Reinhold RENGER								
LAP	SECTOR 1	SECTOR 2	SECTOR 3	SPEED TRAP	LAP TIME	KPH	DIFF	TIME OF DAY
1 - D2	26.987	42.866	43.792	170.8	1:53.645	144.25	8.254	13:15:22.015
2 - D2	25.462	41.686	44.173	229.2	1:51.321	147.27	5.930	13:17:13.336
3 - D2	25.191	40.704	42.130	230.2	1:48.026	151.76	2.635	13:19:01.362
4 - D2	26.727	42.381	46.148	193.2	1:55.256	142.24	9.865	13:20:56.619
5 - D2	25.348	40.235	42.131	231.7	1:47.714	152.20	2.323	13:22:44.334
6 - D2	25.545	39.888	41.619	229.2	1:47.052	153.14	1.661	13:24:31.387
7 - D2	25.843	41.247	IN PIT	230.7	1:55.374	P 142.09	9.983	13:26:26.762
8 - D2	OUTLAP	41.564	58.589	226.8	3:57.673	68.97	2:12.281	13:30:24.435
9 - D2	OUTLAP	39.842	41.784	228.3	10:40.035	25.61	8:54.644	13:41:04.470
10 - D2	25.683	39.699	40.893	228.3	1:46.275	154.26	0.884	13:42:50.746
11 - D2	25.561	39.621	41.056	231.2	1:46.239	154.31	0.848	13:44:36.985
12 - D2	26.128	39.253	40.991	229.2	1:46.372	154.12	0.981	13:46:23.358
13 - D2	25.392	38.996	41.431	230.7	1:45.820	(2) 154.92	0.429	13:48:09.178
14 - D2	25.773	39.722	41.040	228.3	1:46.535	153.88	1.144	13:49:55.714
15 - D2	25.340	39.559	40.958	231.2	1:45.858	(3) 154.87	0.467	13:51:41.572
16 - D2	25.215	39.251	40.924	231.2	1:45.391 (1)	155.55		13:53:26.963
17 - D2	25.105	39.412	41.391	230.7	1:45.909	154.79	0.518	13:55:12.872

P21 81 GT4AM BMW Team Studie				BMW M4 GT4				
IDEAL LAP TIME : 1:45.507		BEST LAP TIME : 1:45.507		DIFFERENCE : 0.000				
D1: Takayuki KINOSHITA D2: Sunako JUKUCHOU								
LAP	SECTOR 1	SECTOR 2	SECTOR 3	SPEED TRAP	LAP TIME	KPH	DIFF	TIME OF DAY
1 - D1	OUTLAP	40.991	IN PIT	210.1	2:12.076	P 124.12	26.569	13:16:04.044
2 - D1	OUTLAP	40.687	42.377	230.7	4:28.513	61.05	2:43.006	13:20:32.557
3 - D1	25.448	39.972	41.587	232.7	1:47.007	153.20	1.500	13:22:19.565
4 - D1	25.217	39.708	41.569	232.2	1:46.494	(2) 153.94	0.987	13:24:06.060
5 - D1	25.086	39.999	41.498	231.7	1:46.583	(3) 153.81	1.076	13:25:52.644
6 - D1	25.296	41.977	IN PIT	231.2	1:53.976	P 143.83	8.469	13:27:46.621
7 - D1	OUTLAP	41.391	46.508	230.7	13:59.507	19.52	12:14.000	13:41:46.128
8 - D1	25.018	39.511	40.977	232.2	1:45.507 (1)	155.38		13:43:31.635
9 - D1	25.590	41.422	IN PIT	215.1	1:52.961	P 145.13	7.454	13:45:24.597
10 - D2	OUTLAP	41.966	43.134	225.0	3:34.513	76.42	1:49.006	13:48:59.110
11 - D2	25.440	41.308	41.933	229.7	1:48.682	150.84	3.175	13:50:47.792
12 - D2	25.469	40.984	41.602	229.2	1:48.056	151.72	2.549	13:52:35.848
13 - D2	25.442	40.792	43.048	230.7	1:49.282	150.01	3.775	13:54:25.131
14 - D2	25.231	40.440	41.492	229.7	1:47.163	152.98	1.656	13:56:12.295

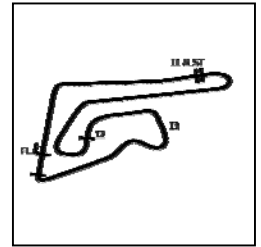
P22 72 GT4AM Team iRaceWin				Mercedes-AMG GT4				
IDEAL LAP TIME : 1:45.693		BEST LAP TIME : 1:45.740		DIFFERENCE : 0.046				
D1: Ringo CHONG D2: Gilles VANNELET								
LAP	SECTOR 1	SECTOR 2	SECTOR 3	SPEED TRAP	LAP TIME	KPH	DIFF	TIME OF DAY
1 - D1	25.660	40.661	42.407	228.8	1:48.729	150.78	2.989	13:14:25.638
2 - D1	25.456	40.214	41.885	229.2	1:47.555	152.42	1.815	13:16:13.194
3 - D1	26.133	40.442	42.713	226.8	1:49.289	150.00	3.549	13:18:02.483
4 - D1	26.258	41.066	IN PIT	229.7	1:56.517	P 140.70	10.776	13:19:59.001
5 - D1	OUTLAP	42.943	44.132	219.5	3:24.203	80.28	1:38.463	13:23:23.204
6 - D1	25.367	40.650	41.831	231.2	1:47.849	152.01	2.108	13:25:11.053
7 - D1	25.413	40.467	IN PIT	230.7	1:53.306	P 144.69	7.565	13:27:04.360
8 - D1	OUTLAP	41.898	1:16.395	226.4	4:15.621	64.13	2:29.880	13:31:19.981
9 - D2	OUTLAP	41.860	42.402	221.7	9:52.508	27.66	8:06.767	13:41:12.489
10 - D2	25.633	40.290	41.317	229.7	1:47.240	152.87	1.500	13:42:59.730
11 - D2	25.151	40.222	41.216	230.2	1:46.590	153.80	0.849	13:44:46.320
12 - D2	25.046	41.246	41.068	230.2	1:47.361	152.70	1.620	13:46:33.681
13 - D2	25.093	39.789	40.857	230.2	1:45.740 (1)	155.04		13:48:19.421
14 - D2	25.301	40.652	41.172	229.7	1:47.126	153.03	1.385	13:50:06.547
15 - D2	25.174	40.003	41.178	231.2	1:46.355	154.14	0.615	13:51:52.903
16 - D2	25.062	39.805	40.923	230.2	1:45.791	(2) 154.96	0.050	13:53:38.694
17 - D2	25.251	39.857	40.974	230.7	1:46.083	(3) 154.54	0.342	13:55:24.777

Weather / Track : Sunny / Dry

Chang International
Circuit Length = 4.554 km
Start: 13:10 Flag 13:55 End: 13:58

Blancpain GT Series Asia 2018

FREE PRACTICE 1 - SECTOR ANALYSIS



SECTOR 1 = FL to I1, SECTOR 2 = I1 to I2 SECTOR 3 = I2 to I3, SECTOR 4 = I3 to FL, DIFF = Difference To Personal Best Lap, P = Crossed Finish Line in Pit Lane, D = Time Disallowed

P23 82 GT4AM BMW Team Studie				BMW M4 GT4				
IDEAL LAP TIME : 1:47.396		BEST LAP TIME : 1:47.541		DIFFERENCE : 0.145				
D1: Ken URATA		D2: Max CHEN						
LAP	SECTOR 1	SECTOR 2	SECTOR 3	SPEED TRAP	LAP TIME	KPH	DIFF	TIME OF DAY
1 - D1	OUTLAP	43.801	46.045	205.7	2:24.662	113.32	37.121	13:15:00.551
2 - D1	26.614	41.339	IN PIT	230.7	1:55.117 P	142.41	7.576	13:16:55.669
3 - D1	OUTLAP	41.546	43.712	219.5	3:59.119	68.56	2:11.578	13:20:54.788
4 - D1	25.961	40.657	42.081	230.7	1:48.699 (2)	150.82	1.158	13:22:43.488
5 - D1	25.367	40.278	41.895	231.7	1:47.541 (1)	152.44		13:24:31.029
6 - D1	25.683	40.684	42.580	231.2	1:48.947 (3)	150.48	1.406	13:26:19.977
7 - D1	25.518	41.359	IN PIT	229.2	1:55.149 P	142.37	7.607	13:28:15.126
8 - D2	OUTLAP	44.922	IN PIT	188.8	13:56.281 P	19.60	12:08.739	13:42:11.407
9 - D2	OUTLAP	46.007	IN PIT	232.7	2:22.276 P	115.22	34.734	13:44:33.683
10 - D2	OUTLAP	42.460	44.029	231.7	3:58.011	68.88	2:10.470	13:48:31.694
11 - D2	25.222	42.288	43.398	231.2	1:50.908	147.81	3.367	13:50:22.603
12 - D2	26.383	40.785	42.977	228.3	1:50.145	148.84	2.604	13:52:12.749
13 - D2	27.037	40.821	43.799	228.8	1:51.658	146.82	4.117	13:54:04.407
14 - D2	25.659	41.707	42.424	230.7	1:49.790	149.32	2.249	13:55:54.198

P24 77 GT4AM Craft Bamboo Racing				Porsche Cayman GT4 Clubsport MR				
IDEAL LAP TIME : 1:48.302		BEST LAP TIME : 1:48.659		DIFFERENCE : 0.357				
D1: Frank YU		D2: Jean Marc MERLIN						
LAP	SECTOR 1	SECTOR 2	SECTOR 3	SPEED TRAP	LAP TIME	KPH	DIFF	TIME OF DAY
1 - D1	26.697	40.726	42.802	226.8	1:50.225	148.73	1.565	13:14:31.298
2 - D1	25.918	40.761	42.236	228.8	1:48.916 (3)	150.52	0.257	13:16:20.214
3 - D1	25.761	41.011	43.978	228.8	1:50.750	148.02	2.091	13:18:10.965
4 - D1	25.543	40.615	42.505	230.7	1:48.663 (2)	150.87	0.003	13:19:59.629
5 - D1	25.784	40.554	IN PIT	228.3	1:53.196 P	144.83	4.537	13:21:52.826
6 - D1	OUTLAP	40.877	42.419	225.4	3:55.315	69.66	2:06.655	13:25:48.141
7 - D1	26.033	41.323	43.960	227.8	1:51.317	147.27	2.657	13:27:39.458
8 - D1	25.736	41.129	42.683	228.8	1:49.549	149.65	0.889	13:29:29.007
9 - D1	29.891	1:19.873	IN PIT	67.6	3:11.682 P	85.52	1:23.022	13:32:40.690
10 - D2	OUTLAP	43.079	43.165	196.3	8:57.840	30.48	7:09.180	13:41:38.530
11 - D2	25.657	41.661	42.205	229.2	1:49.523	149.68	0.864	13:43:28.054
12 - D2	25.757	41.101	42.240	228.3	1:49.098	150.27	0.438	13:45:17.153
13 - D2	25.709	40.952	42.350	229.2	1:49.012	150.38	0.353	13:47:06.165
14 - D2	25.572	40.743	42.344	228.3	1:48.659 (1)	150.87		13:48:54.825
15 - D2	25.714	41.190	43.001	228.3	1:49.905	149.16	1.245	13:50:44.731
16 - D2	25.761	41.468	42.622	228.8	1:49.852	149.24	1.192	13:52:34.583
17 - D2	25.677	41.171	44.001	228.8	1:50.849	147.89	2.190	13:54:25.433
18 - D2	25.956	40.816	42.733	229.2	1:49.506	149.71	0.846	13:56:14.939

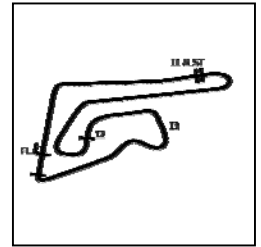
P25 17 GT4AM Taiwan Top Speed Racing Team				Porsche Cayman GT4 Clubsport MR				
IDEAL LAP TIME : 1:48.433		BEST LAP TIME : 1:48.773		DIFFERENCE : 0.340				
D1: Keo CHANG		D2: Jeff LU						
LAP	SECTOR 1	SECTOR 2	SECTOR 3	SPEED TRAP	LAP TIME	KPH	DIFF	TIME OF DAY
1 - D1	26.055	42.409	44.131	227.8	1:52.595	145.60	3.822	13:14:44.812
2 - D1	29.909	47.376	44.451	193.2	2:01.736	134.67	12.963	13:16:46.548
3 - D1	25.846	40.758	IN PIT	229.2	1:57.414 P	139.62	8.641	13:18:43.963
4 - D1	OUTLAP	47.721	42.870	198.1	4:29.651	60.79	2:40.878	13:23:13.614
5 - D1	25.695	40.882	42.196	229.7	1:48.773 (1)	150.72		13:25:02.388
6 - D1	25.727	40.542	42.681	229.7	1:48.951 (2)	150.47	0.178	13:26:51.339
7 - D1	28.811	43.543	46.008	221.7	1:58.362	138.51	9.589	13:28:49.702
8 - D1	25.752	44.051	IN PIT	229.7	2:26.916 P	111.58	38.143	13:31:16.619
9 - D2	OUTLAP	45.283	48.675	201.8	10:31.797	25.94	8:43.024	13:41:48.416
10 - D2	26.645	44.179	47.794	223.1	1:58.619	138.21	9.846	13:43:47.035
11 - D2	26.748	43.260	49.430	226.4	1:59.438	137.26	10.665	13:45:46.474
12 - D2	26.452	43.426	45.673	226.8	1:55.551	141.87	6.778	13:47:42.026
13 - D2	27.732	42.326	44.326	227.8	1:54.384	143.32	5.611	13:49:36.411
14 - D2	26.447	42.554	43.776	226.8	1:52.777	145.36	4.004	13:51:29.188
15 - D2	26.590	41.821	43.803	227.3	1:52.214 (3)	146.09	3.441	13:53:21.403

Weather / Track : Sunny / Dry

Chang International
Circuit Length = 4.554 km
Start: 13:10 Flag 13:55 End: 13:58

Blancpain GT Series Asia 2018

FREE PRACTICE 1 - SECTOR ANALYSIS



SECTOR 1 = FL to I1, SECTOR 2 = I1 to I2 SECTOR 3 = I2 to I3, SECTOR 4 = I3 to FL, DIFF = Difference To Personal Best Lap, P = Crossed Finish Line in Pit Lane, D = Time Disallowed
 16 - D2 26.410 41.921 47.997 226.4 1:56.329 140.93 7.556 13:55:17.732

P26 22 GT4AM JWD Racing Team				Porsche Cayman GT4 Clubsport MR				
IDEAL LAP TIME : 1:48.800		BEST LAP TIME : 1:48.800		DIFFERENCE : 0.000				
D1: Charvanin BUNDITKITSAC		D2: Pitsanu SIRIMONGKPLKA						
LAP	SECTOR 1	SECTOR 2	SECTOR 3	SPEED TRAP	LAP TIME	KPH	DIFF	TIME OF DAY
1 - D1	26.334	41.955	43.148	219.9	1:51.438	147.11	2.638	13:14:53.173
2 - D1	26.436	41.446	43.612	218.1	1:51.494	147.04	2.694	13:16:44.668
3 - D1	26.036	40.508	42.255	219.0	1:48.800 (1)	150.68		13:18:33.468
4 - D1	27.297	40.690	44.113	216.0	1:52.100	146.24	3.300	13:20:25.569
5 - D1	26.309	41.765	42.702	219.5	1:50.777	147.99	1.976	13:22:16.346
6 - D1	26.611	42.230	44.031	217.3	1:52.872	145.24	4.071	13:24:09.219
7 - D1	27.288	41.569	IN PIT	217.7	1:56.052 P	141.26	7.251	13:26:05.271
8 - D1	OUTLAP	59.221	1:17.800	214.7	5:51.587	46.62	4:02.786	13:31:56.858
9 - D1	OUTLAP	42.241	43.213	203.7	9:25.003	29.01	7:36.202	13:41:21.861
10 - D1	26.656	42.315	48.488	217.7	1:57.459	139.57	8.658	13:43:19.320
11 - D1	26.358	41.318	42.677	218.1	1:50.353 (3)	148.56	1.552	13:45:09.673
12 - D1	26.257	41.216	44.099	218.1	1:51.573	146.93	2.772	13:47:01.246
13 - D1	26.329	41.035	42.714	219.0	1:50.078 (2)	148.93	1.277	13:48:51.325
14 - D1	26.600	42.634	43.100	217.7	1:52.335	145.94	3.534	13:50:43.660
15 - D1	26.297	41.658	IN PIT	219.0	1:55.108 P	142.42	6.308	13:52:38.769
16 - D1	OUTLAP	43.900	43.517	166.6	3:20.885	81.61	1:32.084	13:55:59.654

P27 12 GT4AM Clearwater Racing				McLaren 570S GT4				
IDEAL LAP TIME : 1:49.598		BEST LAP TIME : 1:49.598		DIFFERENCE : 0.000				
D1: Richard WEE		D2: Daniel AU						
LAP	SECTOR 1	SECTOR 2	SECTOR 3	SPEED TRAP	LAP TIME	KPH	DIFF	TIME OF DAY
1 - D1	26.800	45.642	47.683	177.9	2:00.126	136.47	10.528	13:15:38.176
2 - D1	26.126	42.255	43.834	231.7	1:52.216 (3)	146.09	2.618	13:17:30.392
3 - D1	26.090	42.765	43.275	229.2	1:52.130 (2)	146.20	2.532	13:19:22.523
4 - D1	25.349	41.223	43.025	232.7	1:49.598 (1)	149.58		13:21:12.121
5 - D1	26.324	42.935	IN PIT	213.4	1:59.423 P	137.27	9.825	13:23:11.545

P28 11 GT4AM TTR Team SARD				Porsche Cayman GT4 Clubsport MR				
IDEAL LAP TIME : 1:49.536		BEST LAP TIME : 1:50.114		DIFFERENCE : 0.577				
D1: Brian LEE		D2: Tony FONG						
LAP	SECTOR 1	SECTOR 2	SECTOR 3	SPEED TRAP	LAP TIME	KPH	DIFF	TIME OF DAY
1 - D2	26.350	42.601	43.526	224.5	1:52.477	145.75	2.363	13:14:42.603
2 - D2	54.774	47.060	IN PIT	141.5	2:33.384 P	106.88	43.270	13:17:15.988
3 - D2	OUTLAP	1:16.196	2:16.053	81.6	6:03.828	45.06	4:13.714	13:23:19.816
4 - D2	26.318	43.961	43.658	226.4	1:53.937	143.88	3.823	13:25:13.753
5 - D2	27.297	46.702	IN PIT	195.2	2:01.555 P	134.87	11.441	13:27:15.309
6 - D2	OUTLAP	42.976	42.641	188.4	14:07.130	19.35	12:17.016	13:41:22.439
7 - D2	26.519	41.524	43.228	225.0	1:51.272	147.33	1.158	13:43:13.711
8 - D2	26.638	41.443	IN PIT	226.4	1:55.726 P	141.66	5.612	13:45:09.438
9 - D1	OUTLAP	43.985	43.496	178.5	3:34.450	76.44	1:44.336	13:48:43.888
10 - D1	25.905	41.766	43.468	229.2	1:51.139 (3)	147.51	1.025	13:50:35.028
11 - D1	27.207	41.724	42.923	221.7	1:51.855	146.56	1.741	13:52:26.883
12 - D1	25.896	41.665	43.006	227.8	1:50.567 (2)	148.27	0.453	13:54:17.451
13 - D1	26.206	40.999	42.908	226.4	1:50.114 (1)	148.88		13:56:07.565

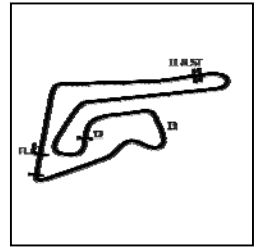
P29 80 GT4AM Racing Spirit Thailand				Porsche Cayman GT4 Clubsport MR				
IDEAL LAP TIME : 1:50.100		BEST LAP TIME : 1:51.011		DIFFERENCE : 0.911				
D1: Sontaya KUNPLOME		D2: Preeda TANTEMSAPYA						
LAP	SECTOR 1	SECTOR 2	SECTOR 3	SPEED TRAP	LAP TIME	KPH	DIFF	TIME OF DAY
1 - D1	26.736	44.558	45.302	219.9	1:56.596	140.60	5.584	13:15:10.195
2 - D1	26.909	43.347	43.829	224.0	1:54.086	143.70	3.075	13:17:04.281
3 - D1	26.026	43.365	46.273	224.0	1:55.664	141.74	4.653	13:18:59.946
4 - D1	26.550	43.474	45.488	222.2	1:55.512	141.92	4.500	13:20:55.459
5 - D1	26.733	42.754	45.788	215.1	1:55.275	142.21	4.264	13:22:50.734
6 - D1	26.550	43.466	44.980	225.4	1:54.997	142.56	3.985	13:24:45.731

Weather / Track : Sunny / Dry

Chang International
 Circuit Length = 4.554 km
 Start: 13:10 Flag 13:55 End: 13:58

Blancpain GT Series Asia 2018

FREE PRACTICE 1 - SECTOR ANALYSIS



SECTOR 1 = FL to I1, SECTOR 2 = I1 to I2 SECTOR 3 = I2 to I3, SECTOR 4 = I3 to FL, DIFF = Difference To Personal Best Lap, P = Crossed Finish Line in Pit Lane, D = Time Disallowed

7 - D1	26.527	42.387	45.285	225.4	1:54.199	143.55	3.188	13:26:39.931
8 - D1	26.993	42.249	45.242	224.5	1:54.484	143.20	3.473	13:28:34.416
9 - D1	26.561	44.401	IN PIT	223.6	2:27.531	P 111.12	36.520	13:31:01.948
10 - D2	OUTLAP	43.346	43.612	196.3	10:35.473	25.79	8:44.462	13:41:37.421
11 - D2	26.192	42.946	42.843	225.9	1:51.982	146.40	0.971	13:43:29.403
12 - D2	26.013	41.823	43.677	225.4	1:51.513	147.01	0.501	13:45:20.917
13 - D2	26.132	41.782	43.132	225.4	1:51.046	(2) 147.63	0.035	13:47:11.963
14 - D2	26.073	41.520	43.418	226.4	1:51.011	(1) 147.68		13:49:02.975
15 - D2	26.170	41.243	43.918	225.9	1:51.332	(3) 147.25	0.321	13:50:54.307
16 - D2	27.891	50.376	IN PIT	160.4	2:22.705	P 114.88	31.693	13:53:17.013

P30 14 GT4AM Morseng Racing Team

Porsche Cayman GT4 Clubsport MR

IDEAL LAP TIME : 1:50.418

BEST LAP TIME : 1:51.793

DIFFERENCE : 1.375

D1: Tosaphol PHAMYAI

D2: Chayapon YOTHA

LAP	SECTOR 1	SECTOR 2	SECTOR 3	SPEED TRAP	LAP TIME	KPH	DIFF	TIME OF DAY
1 - D1	26.198	42.732	46.157	225.9	1:55.088	142.45	3.295	13:15:29.960
2 - D1	26.487	44.252	47.118	225.4	1:57.857	139.10	6.064	13:17:27.818
3 - D1	26.760			224.5	1:57.123	139.97	5.330	13:19:24.941
4 - D1	25.839	41.514	45.162	228.3	1:52.515	(2) 145.70	0.721	13:21:17.457
5 - D1	28.598		IN PIT	222.6	2:18.133	P 118.68	26.340	13:23:35.591
6 - D2	OUTLAP	45.799	1:10.482	202.6	7:30.442	36.39	5:38.648	13:31:06.033
7 - D2	OUTLAP	43.687	43.994	180.0	10:29.716	26.03	8:37.922	13:41:35.749
8 - D2	26.284	45.249	43.065	225.0	1:54.598	143.05	2.805	13:43:30.348
9 - D2	26.730	43.693	44.177	223.1	1:54.600	143.05	2.806	13:45:24.948
10 - D2	27.114	46.566	44.638	224.0	1:58.318	138.56	6.525	13:47:23.267
11 - D2	26.435	47.847	44.975	223.6	1:59.257	137.47	7.464	13:49:22.524
12 - D2	26.357	41.897	43.539	224.5	1:51.793	(1) 146.64		13:51:14.318
13 - D2	26.012	42.783	44.775	225.0	1:53.570	(3) 144.35	1.777	13:53:07.889
14 - D2	26.218	44.383	43.534	225.9	1:54.135	143.63	2.342	13:55:02.025
15 - D2	26.289	42.104	IN PIT	225.9	2:03.525	P 132.72	11.731	13:57:05.550

Weather / Track : Sunny / Dry

Chang International

Circuit Length = 4.554 km

Start: 13:10 Flag 13:55 End: 13:58

Blancpain GT Series Asia 2018

FREE PRACTICE 1 - BEST SPEEDS

POS	NO	NAME	VMAX	KPH
1	45	KCMG		254.1
2	63	FFF Racing Team by ACM		253.5
3	19	FFF Racing Team by ACM		252.9
4	27	HubAuto Corsa		252.9
5	999	GruppeM Racing Team		252.3
6	18	KCMG		252.3
7	23	KCMG		252.3
8	8	ARN Racing		252.3
9	28	HubAuto Corsa		251.7
10	888	GruppeM Racing Team		251.1
11	7	Absolute Racing		251.1
12	37	Absolute Racing		251.1
13	911	Craft Bamboo Racing		251.1
14	3	Absolute Racing		250.5
15	991	Craft Bamboo Racing		250.0
16	51	AMAC Motorsport		250.0
17	5	Phoenix Racing Asia		249.4
18	97	Indigo Racing		248.2
19	81	BMW Team Studie		232.7
20	82	BMW Team Studie		232.7
21	12	Clearwater Racing		232.7
22	666	GruppeM Racing Team		231.7
23	72	Team iRaceWin		231.2
24	77	Craft Bamboo Racing		230.7
25	17	Taiwan Top Speed Racing Team		229.7
26	11	TTR Team SARD		229.2
27	14	Morseng Racing Team		228.3
28	80	Racing Spirit Thailand		226.4
29	22	JWD Racing Team		219.9
30				

Weather / Track : Sunny / Dry

Results can be found at www.tsl-timing.com

Chang International
Circuit Length = 4.554 km
Start: 13:10 Flag 13:55 End: 13:58

Printed - 14:08 Friday, 11 May 2018

Blancpain GT Series Asia 2018

FREE PRACTICE 1 - BEST SECTORS

SECTOR 1			SECTOR 2			SECTOR 3			IDEAL / BEST COMPARISON						
POS	NO	NAME	TIME	NO	NAME	TIME	NO	NAME	TIME	POS	NO	NAME	IDEAL	BEST	DIFF
													PERFECT LAP	1:33.944	
1	999	GruppeM Racing Te	22.193	18	KCMG	35.173	999	GruppeM Racing Te	36.578	1	999	GruppeM Racing Te	1:34.098	1:34.355	0.257
2	18	KCMG	22.226	19	FFF Racing Team b	35.192	28	HubAuto Corsa	36.744	2	19	FFF Racing Team by	1:34.355	1:34.478	0.123
3	23	KCMG	22.325	999	GruppeM Racing Te	35.327	19	FFF Racing Team b	36.792	3	18	KCMG	1:34.397	1:34.725	0.327
4	19	FFF Racing Team b	22.370	888	GruppeM Racing Te	35.398	888	GruppeM Racing Te	36.801	4	888	GruppeM Racing Te	1:34.580	1:34.906	0.326
5	888	GruppeM Racing Te	22.380	63	FFF Racing Team b	35.414	18	KCMG	36.997	5	28	HubAuto Corsa	1:34.761	1:34.761	0.000
6	63	FFF Racing Team b	22.384	23	KCMG	35.417	63	FFF Racing Team b	37.029	6	63	FFF Racing Team by	1:34.827	1:34.903	0.076
7	27	HubAuto Corsa	22.447	7	Absolute Racing	35.426	23	KCMG	37.106	7	23	KCMG	1:34.848	1:35.210	0.361
8	28	HubAuto Corsa	22.488	3	Absolute Racing	35.453	3	Absolute Racing	37.176	8	7	Absolute Racing	1:35.345	1:35.518	0.173
9	8	ARN Racing	22.550	28	HubAuto Corsa	35.528	37	Absolute Racing	37.219	9	8	ARN Racing	1:35.392	1:35.553	0.161
10	991	Craft Bamboo Racin	22.613	37	Absolute Racing	35.568	8	ARN Racing	37.269	10	3	Absolute Racing	1:35.410	1:35.834	0.424
11	37	Absolute Racing	22.627	8	ARN Racing	35.573	7	Absolute Racing	37.270	11	37	Absolute Racing	1:35.415	1:35.971	0.556
12	7	Absolute Racing	22.648	5	Phoenix Racing Asi	35.632	5	Phoenix Racing Asi	37.311	12	27	HubAuto Corsa	1:35.458	1:35.841	0.382
13	97	Indigo Racing	22.653	27	HubAuto Corsa	35.694	27	HubAuto Corsa	37.317	13	5	Phoenix Racing Asia	1:35.604	1:35.802	0.198
14	5	Phoenix Racing Asi	22.661	911	Craft Bamboo Racin	35.850	911	Craft Bamboo Racin	37.479	14	911	Craft Bamboo Racing	1:35.993	1:36.040	0.047
15	911	Craft Bamboo Racin	22.663	991	Craft Bamboo Racin	35.852	97	Indigo Racing	37.535	15	991	Craft Bamboo Racing	1:36.079	1:36.079	0.000
16	3	Absolute Racing	22.781	97	Indigo Racing	35.896	991	Craft Bamboo Racin	37.614	16	97	Indigo Racing	1:36.085	1:36.161	0.076
17	45	KCMG	22.840	45	KCMG	36.396	51	AMAC Motorsport	37.795	17	45	KCMG	1:37.461	1:37.594	0.132
18	51	AMAC Motorsport	23.020	51	AMAC Motorsport	37.225	45	KCMG	38.225	18	51	AMAC Motorsport	1:38.040	1:38.040	0.000
19	81	BMW Team Studie	25.018	666	GruppeM Racing Te	38.996	72	Team iRaceWin	40.857	19	666	GruppeM Racing Te	1:44.994	1:45.391	0.396
20	72	Team iRaceWin	25.046	81	BMW Team Studie	39.511	666	GruppeM Racing Te	40.893	20	81	BMW Team Studie	1:45.507	1:45.507	0.000
21	666	GruppeM Racing Te	25.105	72	Team iRaceWin	39.789	81	BMW Team Studie	40.977	21	72	Team iRaceWin	1:45.693	1:45.740	0.046
22	82	BMW Team Studie	25.222	82	BMW Team Studie	40.278	82	BMW Team Studie	41.895	22	82	BMW Team Studie	1:47.396	1:47.541	0.145
23	12	Clearwater Racing	25.349	22	JWD Racing Team	40.508	17	Taiwan Top Speed I	42.196	23	77	Craft Bamboo Racing	1:48.302	1:48.659	0.357
24	77	Craft Bamboo Racin	25.543	17	Taiwan Top Speed I	40.542	77	Craft Bamboo Racin	42.205	24	17	Taiwan Top Speed R	1:48.433	1:48.773	0.340
25	17	Taiwan Top Speed I	25.695	77	Craft Bamboo Racin	40.554	22	JWD Racing Team	42.255	25	22	JWD Racing Team	1:48.800	1:48.800	0.000
26	14	Morseng Racing Te	25.839	11	TTR Team SARD	40.999	11	TTR Team SARD	42.641	26	11	TTR Team SARD	1:49.536	1:50.114	0.577
27	11	TTR Team SARD	25.896	12	Clearwater Racing	41.223	80	Racing Spirit Thailar	42.843	27	12	Clearwater Racing	1:49.598	1:49.598	0.000
28	80	Racing Spirit Thailar	26.013	80	Racing Spirit Thailar	41.243	12	Clearwater Racing	43.025	28	80	Racing Spirit Thailand	1:50.100	1:51.011	0.911
29	22	JWD Racing Team	26.036	14	Morseng Racing Te	41.514	14	Morseng Racing Te	43.065	29	14	Morseng Racing Te	1:50.418	1:51.793	1.375
30										30	86	OD Racing Team WR		1:35.656	

Weather / Track : Sunny / Dry

Chang International

Circuit Length = 4.554 km

Start: 13:10 Flag 13:55 End: 13:58

Results can be found at www.tsl-timing.com

Printed - 14:08 Friday, 11 May 2018

Blancpain GT Series Asia 2018

FREE PRACTICE 1 - DRIVER STATISTICS

POS	NO	CL	PIC	TEAM / DRIVERS	CAR	LAPS	RACE TIME	%	BEST	ON	KPH
1	999	GT3S	1	GruppeM Racing Team (HKG) Markus POMMER (DEU) Patric NIEDERHAUSER (CHE)	Mercedes-AMG GT3	19	44:47.805				
						9	18:25.224	41.12	1:34.974	19	172.61
						10	26:05.615	58.25	1:34.355	9	173.75
2	19	GT3S	2	FFF Racing Team by ACM (CHN) Dennis LIND (DNK) Martin KODRIC (HRV)	Lamborghini Huracan GT3	20	46:12.334				
						13	28:37.859	61.96	1:34.478	20	173.52
						7	15:28.309	33.48	1:35.168	13	172.26
3	18	GT3PA	1	KCMG (HKG) Yuke TANIGUCHI (JPN) Tsugio MATSUDA (JPN)	Nissan GT-R NISMO GT3	20	45:54.556				
						14	27:19.251	59.51	1:35.791	19	171.14
						6	14:09.043	30.82	1:34.725	4	173.07
4	28	GT3PA	2	HubAuto Corsa (TPE) Morris CHEN (TPE) Tim SLADE (AUS)	Ferrari 488 GT3	20	45:23.645				
						15	29:18.016	64.55	1:39.350	18	165.01
						5	14:53.550	32.81	1:34.761	4	173.00
5	63	GT3PA	3	FFF Racing Team by ACM (CHN) Hiroshi HAMAGUCHI (JPN) Marco MAPELLI (CHE)	Lamborghini Huracan GT3	6	11:52.574				
						6	11:36.115	97.69	1:34.903	5	172.74
						0	0.000	0.00		0	
6	888	GT3PA	4	GruppeM Racing Team (HKG) Alexandre MATTSCHULL (DEU) Maximilian BUHK (DEU)	Mercedes-AMG GT3	17	43:50.863				
						9	15:02.839	34.32	1:36.567	16	169.77
						8	22:47.293	51.97	1:34.906	6	172.74
7	23	GT3S	3	KCMG (HKG) Edoardo LIBERATI (ITA) Florian STRAUSS (DEU)	Nissan GT-R NISMO GT3	17	45:38.342				
						9	19:06.943	41.88	1:35.210	14	172.19
						8	21:57.134	48.10	1:35.760	5	171.20
8	7	GT3PA	5	Absolute Racing (CHN) Andrew KIM (KOR) Adderly FONG (HKG)	Audi R8 LMS GT3	20	45:12.264				
						10	19:07.102	42.29	1:37.378	15	168.35
						10	20:01.358	44.29	1:35.518	5	171.63
9	8	GT3PA	6	ARN Racing (JPN) Hiroaki NAGAI (JPN) Daisuke ITO (JPN)	Ferrari 488 GT3	17	44:51.272				
						6	9:51.933	21.99	1:36.830	16	169.30
						11	29:13.547	65.16	1:35.553	7	171.57
10	86	GT3S	4	OD Racing Team WRT (MYS) Aditya PATEL (IND) Mitchell GILBERT (MYS)	Audi R8 LMS GT3	14	43:40.741				
						2	3:12.733	7.35	1:35.916	14	170.92
						12	40:28.008	92.65	1:35.656	10	171.38
11	5	GT3S	5	Phoenix Racing Asia (HKG) Marchy LEE (HKG) Alex YOONG (MYS)	Audi R8 LMS GT3	19	45:54.467				
						10	16:45.202	36.49	1:36.122	16	170.55
						9	25:39.684	55.90	1:35.802	8	171.12
12	3	GT3S	6	Absolute Racing (CHN) Franky CHENG (CHN) Martin RUMP (EST)	Audi R8 LMS GT3	20	44:43.664				
						10	16:16.338	36.38	1:36.131	15	170.54
						10	28:16.029	63.20	1:35.834	8	171.06
13	27	GT3S	7	HubAuto Corsa (TPE) Hongli YE (CHN) Nick FOSTER (AUS)	Ferrari 488 GT3	18	45:11.986				
						9	14:39.840	32.44	1:35.841	13	171.05
						9	24:40.955	54.61	1:36.137	4	170.53
14	37	GT3PA	7	Absolute Racing (CHN) Anthony LIU (CHN) Josh BURDON (HKG)	Audi R8 LMS GT3	19	43:56.236				
						10	16:22.344	37.26	1:36.423	15	170.02
						9	22:45.972	51.82	1:35.971	4	170.82
15	911	GT3S	8	Craft Bamboo Racing (HKG) Shae DAVIES (AUS) Sandy STUVIK (THA)	Porsche 991 GT3R	19	45:26.103				
						10	26:27.274	58.23	1:36.693	8	169.55
						9	17:29.388	38.49	1:36.040	17	170.70
16	991	GT3S	9	Craft Bamboo Racing (HKG) Aidan READ (AUS) Darryl O'YOUNG (HKG)	Porsche 991 GT3R	19	45:06.404				
						10	26:26.169	58.61	1:37.614	5	167.95
						9	14:35.850	32.36	1:36.079	19	170.63
17	97	GT3PA	8	Indigo Racing (KOR) Juwon SEO (KOR) Roelof BRUINS (NDL)	Mercedes-AMG GT3	17	46:04.596				
						4	6:36.073	14.33	1:37.626	17	167.92
						13	33:54.454	73.59	1:36.161	12	170.48
18	45	GT3AM	1	KCMG (HKG) Naoto TAKEDA (JPN) Takuya SHIRASAKA (JPN)	Audi R8 LMS GT3	20	44:51.124				
						10	16:44.839	37.34	1:38.291	17	166.79
						10	26:52.767	59.93	1:37.594	7	167.98
19	51	GT3AM	2	AMAC Motorsport (AUS) Andrew MACPHERSON (AUS) William PORTER (AUS)	Lamborghini Huracan GT3	20	45:51.285				
						10	20:27.895	44.63	1:41.969	20	160.77
						10	23:37.892	51.54	1:38.040	9	167.22

Chang International

Circuit Length = 4.554 km

Start: 13:10 Flag 13:55 End: 13:58

Weather / Track : Sunny / Dry

Blancpain GT Series Asia 2018

FREE PRACTICE 1 - DRIVER STATISTICS

POS	NO	CL	PIC	TEAM / DRIVERS	CAR	LAPS	RACE TIME	%	BEST	ON	KPH
20	666	GT4AM	1	GruppeM Racing Team (HKG) Reinhold RENGER (DEU)	Mercedes-AMG GT4	17	44:16.548				
						17	36:24.260	82.22	1:45.391	16	155.55
21	81	GT4AM	2	BMW Team Studie (JPN) Takayuki KINOSHITA (JPN) Sunako JUKUCHOU (JPN)	BMW M4 GT4	14	44:27.050				
						9	19:44.116	44.40	1:45.507	8	155.38
						5	9:00.623	20.27	1:47.163	14	152.98
22	72	GT4AM	3	Team iRaceWin (TPE) Ringo CHONG (SGP) Gilles VANNELET (FRA)	Mercedes-AMG GT4	17	44:42.470				
						8	25:14.641	56.46	1:47.555	2	152.42
						9	15:57.504	35.69	1:45.740	13	155.04
23	82	GT4AM	4	BMW Team Studie (JPN) Ken URATA (JPN) Max CHEN (TPE)	BMW M4 GT4	14	45:24.987				
						7	24:11.019	53.25	1:47.541	5	152.44
						7	13:05.082	28.81	1:49.790	14	149.32
24	77	GT4AM	5	Craft Bamboo Racing (HKG) Frank YU (HKG) Jean Marc MERLIN (FRA)	Porsche Cayman GT4 Clubsport MR	18	45:29.609				
						9	26:01.203	57.20	1:48.663	4	150.87
						9	16:26.321	36.13	1:48.659	14	150.87
25	17	GT4AM	6	Taiwan Top Speed Racing Team (TWN) Keo CHANG (TPE) Jeff LU (TPE)	Porsche Cayman GT4 Clubsport MR	16	44:26.631				
						8	26:24.453	59.42	1:48.773	5	150.72
						8	15:26.863	34.76	1:52.214	15	146.09
26	22	GT4AM	7	JWD Racing Team (THA) Charvanin BUNDITKITSADA (THA) Pitsanu SIRIMONGKPLKASEN (THA)	Porsche Cayman GT4 Clubsport MR	16	45:12.653				
						16	36:08.608	79.94	1:48.800	3	150.68
						0	0.000	0.00		0	
27	12	GT4AM	8	Clearwater Racing (SGP) Richard WEE (SGP) Daniel AU (SGP)	McLaren 570S GT4	5	11:59.442				
						5	15:55.010	100.00	1:49.598	4	149.58
						0	9:48.087	81.74		0	
28	11	GT4AM	9	TTR Team SARD (HKG) Brian LEE (TPE) Tony FONG (HKG)	Porsche Cayman GT4 Clubsport MR	13	45:27.486				
						5	9:13.748	20.30	1:50.114	13	148.88
						8	21:50.882	48.06	1:51.272	7	147.33
29	80	GT4AM	10	Racing Spirit Thailand (THA) Sontaya KUNPLOME (THA) Preeda TANTEM SAPYA (THA)	Porsche Cayman GT4 Clubsport MR	16	42:33.785				
						9	28:48.935	67.70	1:54.086	2	143.70
						7	13:29.956	31.72	1:51.011	14	147.68
30	14	GT4AM	11	Morseng Racing Team (THA) Tosaphol PHAMYAI (THA) Chayapon YOTHA (THA)	Porsche Cayman GT4 Clubsport MR	15	46:14.048				
						5	17:29.991	37.85	1:52.515	4	145.70
						10	23:12.163	50.19	1:51.793	12	146.64

Weather / Track : Sunny / Dry

Chang International
Circuit Length = 4.554 km
Start: 13:10 Flag 13:55 End: 13:58

Blancpain GT Series Asia 2018

FREE PRACTICE 1 - PIT STOP ANALYSIS

STOP	IN TIME	DRIVER IN	STINT TIME	STOP TIME	TOTAL STOP TIME	OUT TIME	DRIVER OUT
1 -	13:29:36.711	Patric NIEDERHAUSER	20:57.016	3:21.044	3:21.044	13:32:57.755	Markus POMMER
2 -	13:36:27.105	Markus POMMER	3:29.350	4:25.830	7:46.874	13:40:52.935	Markus POMMER
-	Finish	Markus POMMER	0.000				

STOP	IN TIME	DRIVER IN	STINT TIME	STOP TIME	TOTAL STOP TIME	OUT TIME	DRIVER OUT
1 -	13:11:46.157	Martin KODRIC	1:41.928	1:26.030	1:26.030	13:13:12.187	Dennis LIND
2 -	13:27:38.300	Dennis LIND	14:26.113	1:55.543	3:21.573	13:29:33.843	Dennis LIND
3 -	13:32:29.099	Dennis LIND	2:55.256	6:34.472	9:56.045	13:39:03.571	Martin KODRIC
4 -	13:50:20.247	Martin KODRIC	11:16.676	1:14.298	11:10.343	13:51:34.545	Dennis LIND
-	Finish	Dennis LIND	4:42.018				

STOP	IN TIME	DRIVER IN	STINT TIME	STOP TIME	TOTAL STOP TIME	OUT TIME	DRIVER OUT
1 -	13:21:48.996	Tsugio MATSUDA	13:15.402	2:36.981	2:36.981	13:24:25.977	Yuke TANIGUCHI
2 -	13:35:29.794	Yuke TANIGUCHI	11:03.817	4:26.262	7:03.243	13:39:56.056	Yuke TANIGUCHI
-	Finish	Yuke TANIGUCHI	16:15.434				

STOP	IN TIME	DRIVER IN	STINT TIME	STOP TIME	TOTAL STOP TIME	OUT TIME	DRIVER OUT
1 -	13:20:21.056	Tim SLADE	11:30.226	1:35.182	1:35.182	13:21:56.238	Morris CHEN
2 -	13:34:24.875	Morris CHEN	12:28.637	4:45.320	6:20.502	13:39:10.195	Morris CHEN
-	Finish	Morris CHEN	16:49.379				

STOP	IN TIME	DRIVER IN	STINT TIME	STOP TIME	TOTAL STOP TIME	OUT TIME	DRIVER OUT
1 -	13:22:54.043	Hiroshi HAMAGUCHI					

STOP	IN TIME	DRIVER IN	STINT TIME	STOP TIME	TOTAL STOP TIME	OUT TIME	DRIVER OUT
1 -	13:26:19.996	Maximilian BUHK	16:54.740	5:50.292	5:50.292	13:32:10.288	Maximilian BUHK
2 -	13:35:21.495	Maximilian BUHK	3:11.207	4:51.598	10:41.890	13:40:13.093	Alexandre MATTSCHULL
-	Finish	Alexandre MATTSCHULL	15:02.839				

STOP	IN TIME	DRIVER IN	STINT TIME	STOP TIME	TOTAL STOP TIME	OUT TIME	DRIVER OUT
1 -	13:22:12.932	Florian STRAUSS	13:34.804	2:44.462	2:44.462	13:24:57.394	Edoardo LIBERATI
2 -	13:33:21.713	Edoardo LIBERATI	8:24.319	8:49.195	11:33.657	13:42:10.908	Edoardo LIBERATI
3 -	13:51:45.577	Edoardo LIBERATI	9:34.669	1:07.955	12:41.612	13:52:53.532	Florian STRAUSS
-	Finish	Florian STRAUSS	3:10.380				

STOP	IN TIME	DRIVER IN	STINT TIME	STOP TIME	TOTAL STOP TIME	OUT TIME	DRIVER OUT
1 -	13:22:54.043	Hiroshi HAMAGUCHI					

Weather / Track : Sunny / Dry

Chang International
Circuit Length = 4.554 km
Start: 13:10 Flag 13:55 End: 13:58

Blancpain GT Series Asia 2018

FREE PRACTICE 1 - PIT STOP ANALYSIS

1 -	13:22:09.527	Adderly FONG	13:14.271	2:04.269	2:04.269	13:24:13.796	Adderly FONG
2 -	13:31:17.352	Adderly FONG	7:03.556	1:37.440	3:41.709	13:32:54.792	Andrew KIM
3 -	13:35:31.050	Andrew KIM	2:36.258	3:48.779	7:30.488	13:39:19.829	Andrew KIM
-	Finish	Andrew KIM	16:30.844				

P9 8 GT3PA ARN Racing			Ferrari 488 GT3				
D1: Hiroaki NAGAI		Total Stint: 6 Laps - 9:51.933 (21.99%)			Best Lap: 1:36.830 On Lap 16 @ 169.30 kph		
D2: Daisuke ITO		Total Stint: 11 Laps - 29:13.547 (65.16%)			Best Lap: 1:35.553 On Lap 7 @ 171.57 kph		
STOP	IN TIME	DRIVER IN	STINT TIME	STOP TIME	TOTAL STOP TIME	OUT TIME	DRIVER OUT
1 -	13:20:30.505	Daisuke ITO	12:00.279	2:17.520	2:17.520	13:22:48.025	Daisuke ITO
2 -	13:31:44.264	Daisuke ITO	8:56.239	7:46.759	10:04.279	13:39:31.023	Daisuke ITO
3 -	13:42:21.293	Daisuke ITO	2:50.270	2:57.526	13:01.805	13:45:18.819	Hiroaki NAGAI
-	Finish	Hiroaki NAGAI	9:51.933				

P10 86 GT3S OD Racing Team WRT			Audi R8 LMS GT3				
D1: Aditya PATEL		Total Stint: 2 Laps - 3:12.733 (7.35%)			Best Lap: 1:35.916 On Lap 14 @ 170.92 kph		
D2: Mitchell GILBERT		Total Stint: 12 Laps - 40:28.008 (92.65%)			Best Lap: 1:35.656 On Lap 10 @ 171.38 kph		
STOP	IN TIME	DRIVER IN	STINT TIME	STOP TIME	TOTAL STOP TIME	OUT TIME	DRIVER OUT
1 -	13:28:51.064	Mitchell GILBERT	16:50.229	12:12.527	12:12.527	13:41:03.591	Mitchell GILBERT
2 -	13:49:09.268	Mitchell GILBERT	37:08.434	3:19.573	15:32.100	13:52:28.842	Aditya PATEL
-	Finish	Aditya PATEL	3:12.733				

P11 5 GT3S Phoenix Racing Asia			Audi R8 LMS GT3				
D1: Marchy LEE		Total Stint: 10 Laps - 16:45.202 (36.49%)			Best Lap: 1:36.122 On Lap 16 @ 170.55 kph		
D2: Alex YOONG		Total Stint: 9 Laps - 25:39.684 (55.9%)			Best Lap: 1:35.802 On Lap 8 @ 171.12 kph		
STOP	IN TIME	DRIVER IN	STINT TIME	STOP TIME	TOTAL STOP TIME	OUT TIME	DRIVER OUT
1 -	13:22:52.546	Alex YOONG	14:16.970	3:29.581	3:29.581	13:26:22.127	Alex YOONG
2 -	13:32:41.989	Alex YOONG	6:19.862	7:39.591	11:09.172	13:40:21.580	Marchy LEE
3 -	13:56:47.964	Marchy LEE					

P12 3 GT3S Absolute Racing			Audi R8 LMS GT3				
D1: Franky CHENG		Total Stint: 10 Laps - 16:16.338 (36.38%)			Best Lap: 1:36.131 On Lap 15 @ 170.54 kph		
D2: Martin RUMP		Total Stint: 10 Laps - 28:16.029 (63.2%)			Best Lap: 1:35.834 On Lap 8 @ 171.06 kph		
STOP	IN TIME	DRIVER IN	STINT TIME	STOP TIME	TOTAL STOP TIME	OUT TIME	DRIVER OUT
1 -	13:20:42.423	Martin RUMP	11:42.533	1:47.252	1:47.252	13:22:29.675	Martin RUMP
2 -	13:31:14.386	Martin RUMP	8:44.711	7:59.512	9:46.764	13:39:13.898	Franky CHENG
-	Finish	Franky CHENG	16:16.338				

P13 27 GT3S HubAuto Corsa			Ferrari 488 GT3				
D1: Hongli YE		Total Stint: 9 Laps - 14:39.840 (32.44%)			Best Lap: 1:35.841 On Lap 13 @ 171.05 kph		
D2: Nick FOSTER		Total Stint: 9 Laps - 24:40.955 (54.61%)			Best Lap: 1:36.137 On Lap 4 @ 170.53 kph		
STOP	IN TIME	DRIVER IN	STINT TIME	STOP TIME	TOTAL STOP TIME	OUT TIME	DRIVER OUT
1 -	13:22:02.439	Nick FOSTER	13:54.900	3:18.741	3:18.741	13:25:21.180	Nick FOSTER
2 -	13:33:47.611	Nick FOSTER	8:26.431	5:19.993	8:38.734	13:39:07.604	Hongli YE
3 -	13:50:39.592	Hongli YE	11:31.988	1:31.698	10:10.432	13:52:11.290	Hongli YE
-	Finish	Hongli YE	3:07.852				

P14 37 GT3PA Absolute Racing			Audi R8 LMS GT3				
D1: Anthony LIU		Total Stint: 10 Laps - 16:22.344 (37.26%)			Best Lap: 1:36.423 On Lap 15 @ 170.02 kph		
D2: Josh BURDON		Total Stint: 9 Laps - 22:45.972 (51.82%)			Best Lap: 1:35.971 On Lap 4 @ 170.82 kph		
STOP	IN TIME	DRIVER IN	STINT TIME	STOP TIME	TOTAL STOP TIME	OUT TIME	DRIVER OUT
1 -	13:21:49.973	Josh BURDON	12:01.013	1:40.470	1:40.470	13:23:30.443	Josh BURDON
2 -	13:30:00.059	Josh BURDON	6:29.616	1:53.567	3:34.037	13:31:53.626	Josh BURDON
3 -	13:35:02.657	Josh BURDON	3:09.031	4:14.837	7:48.874	13:39:17.494	Anthony LIU
-	Finish	Anthony LIU	16:22.344				

P15 911 GT3S Craft Bamboo Racing			Porsche 991 GT3R				
D1: Shae DAVIES		Total Stint: 10 Laps - 26:27.274 (58.23%)			Best Lap: 1:36.693 On Lap 8 @ 169.55 kph		
D2: Sandy STUVIK		Total Stint: 9 Laps - 17:29.388 (38.49%)			Best Lap: 1:36.040 On Lap 17 @ 170.70 kph		
STOP	IN TIME	DRIVER IN	STINT TIME	STOP TIME	TOTAL STOP TIME	OUT TIME	DRIVER OUT
1 -	13:11:48.781	Shae DAVIES	1:39.486	1:29.644	1:29.644	13:13:18.425	Sandy STUVIK
2 -	13:14:56.020	Sandy STUVIK	1:37.595	1:30.315	2:59.959	13:16:26.335	Shae DAVIES

Weather / Track : Sunny / Dry

Chang International
Circuit Length = 4.554 km
Start: 13:10 Flag 13:55 End: 13:58

Blancpain GT Series Asia 2018

FREE PRACTICE 1 - PIT STOP ANALYSIS

3 -	13:32:22.067	Shae DAVIES	15:55.732	7:07.449	10:07.408	13:39:29.516	Sandy STUVIK
4 -	13:52:28.619	Sandy STUVIK	12:59.103	1:33.685	11:41.093	13:54:02.304	Shae DAVIES
-	Finish	Shae DAVIES	1:33.094				

P16 991 GT3S		Craft Bamboo Racing		Porsche 991 GT3R			
D1: Aidan READ		Total Stint: 10 Laps - 26:26.169 (58.61%)		Best Lap: 1:37.614 On Lap 5 @ 167.95 kph			
D2: Darryl O'YOUNG		Total Stint: 9 Laps - 14:35.850 (32.36%)		Best Lap: 1:36.079 On Lap 19 @ 170.63 kph			
STOP	IN TIME	DRIVER IN	STINT TIME	STOP TIME	TOTAL STOP TIME	OUT TIME	DRIVER OUT
1 -	13:17:17.404	Aidan READ	8:23.833	1:29.740	1:29.740	13:18:47.144	Aidan READ
2 -	13:30:29.006	Aidan READ	11:41.862	9:06.843	10:36.583	13:39:35.849	Darryl O'YOUNG
3 -	13:51:01.173	Darryl O'YOUNG	11:25.324	1:29.048	12:05.631	13:52:30.221	Darryl O'YOUNG
-	Finish	Darryl O'YOUNG	3:10.526				

P17 97 GT3PA		Indigo Racing		Mercedes-AMG GT3			
D1: Juwon SEO		Total Stint: 4 Laps - 6:36.073 (14.33%)		Best Lap: 1:37.626 On Lap 17 @ 167.92 kph			
D2: Roelof BRUINS		Total Stint: 13 Laps - 33:54.454 (73.59%)		Best Lap: 1:36.161 On Lap 12 @ 170.48 kph			
STOP	IN TIME	DRIVER IN	STINT TIME	STOP TIME	TOTAL STOP TIME	OUT TIME	DRIVER OUT
1 -	13:12:12.598	Roelof BRUINS	1:48.215	2:07.371	2:07.371	13:14:19.969	Roelof BRUINS
2 -	13:24:11.529	Roelof BRUINS	9:51.560	3:22.980	5:30.351	13:27:34.509	Roelof BRUINS
3 -	13:35:05.818	Roelof BRUINS	7:31.309	4:34.760	10:05.111	13:39:40.578	Roelof BRUINS
4 -	13:48:03.813	Roelof BRUINS	8:23.235	1:49.093	11:54.204	13:49:52.906	Juwon SEO
-	Finish	Juwon SEO	6:36.073				

P18 45 GT3AM		KCMG		Audi R8 LMS GT3			
D1: Naoto TAKEDA		Total Stint: 10 Laps - 16:44.839 (37.34%)		Best Lap: 1:38.291 On Lap 17 @ 166.79 kph			
D2: Takuya SHIRASAKA		Total Stint: 10 Laps - 26:52.767 (59.93%)		Best Lap: 1:37.594 On Lap 7 @ 167.98 kph			
STOP	IN TIME	DRIVER IN	STINT TIME	STOP TIME	TOTAL STOP TIME	OUT TIME	DRIVER OUT
1 -	13:29:57.084	Takuya SHIRASAKA	20:56.842	9:19.124	9:19.124	13:39:16.208	Naoto TAKEDA
-	Finish	Naoto TAKEDA	16:44.839				

P19 51 GT3AM		AMAC Motorsport		Lamborghini Huracan GT3			
D1: Andrew MACPHERSON		Total Stint: 10 Laps - 20:27.895 (44.63%)		Best Lap: 1:41.969 On Lap 20 @ 160.77 kph			
D2: William PORTER		Total Stint: 10 Laps - 23:37.892 (51.54%)		Best Lap: 1:38.040 On Lap 9 @ 167.22 kph			
STOP	IN TIME	DRIVER IN	STINT TIME	STOP TIME	TOTAL STOP TIME	OUT TIME	DRIVER OUT
1 -	13:29:59.129	William PORTER	21:08.521	2:13.723	2:13.723	13:32:12.852	Andrew MACPHERSON
2 -	13:35:24.411	Andrew MACPHERSON	3:11.559	3:59.580	6:13.303	13:39:23.991	Andrew MACPHERSON
-	Finish	Andrew MACPHERSON	17:16.336				

P20 666 GT4AM		GruppeM Racing Team		Mercedes-AMG GT4			
D2: Reinhold RENGER		Total Stint: 17 Laps - 36:24.260 (82.22%)		Best Lap: 1:45.391 On Lap 16 @ 155.55 kph			
STOP	IN TIME	DRIVER IN	STINT TIME	STOP TIME	TOTAL STOP TIME	OUT TIME	DRIVER OUT
1 -	13:26:26.762	Reinhold RENGER	18:02.483	1:56.473	1:56.473	13:28:23.235	Reinhold RENGER
2 -	13:33:44.574	Reinhold RENGER	5:21.339	5:37.612	7:34.085	13:39:22.186	Reinhold RENGER
-	Finish	Reinhold RENGER	15:50.686				

P21 81 GT4AM		BMW Team Studie		BMW M4 GT4			
D1: Takayuki KINOSHITA		Total Stint: 9 Laps - 19:44.116 (44.4%)		Best Lap: 1:45.507 On Lap 8 @ 155.38 kph			
D2: Sunako JUKUCHOU		Total Stint: 5 Laps - 9:00.623 (20.27%)		Best Lap: 1:47.163 On Lap 14 @ 152.98 kph			
STOP	IN TIME	DRIVER IN	STINT TIME	STOP TIME	TOTAL STOP TIME	OUT TIME	DRIVER OUT
1 -	13:13:51.968	Takayuki KINOSHITA	2:06.723	25.564	25.564	13:14:17.532	Takayuki KINOSHITA
2 -	13:16:04.044	Takayuki KINOSHITA	1:46.512	2:44.773	3:10.337	13:18:48.817	Takayuki KINOSHITA
3 -	13:27:46.621	Takayuki KINOSHITA	8:57.804	12:10.655	15:20.992	13:39:57.276	Takayuki KINOSHITA
4 -	13:45:24.597	Takayuki KINOSHITA	5:27.321	1:47.075	17:08.067	13:47:11.672	Sunako JUKUCHOU
-	Finish	Sunako JUKUCHOU	9:00.623				

P22 72 GT4AM		Team iRaceWin		Mercedes-AMG GT4			
D1: Ringo CHONG		Total Stint: 8 Laps - 25:14.641 (56.46%)		Best Lap: 1:47.555 On Lap 2 @ 152.42 kph			
D2: Gilles VANNELET		Total Stint: 9 Laps - 15:57.504 (35.69%)		Best Lap: 1:45.740 On Lap 13 @ 155.04 kph			
STOP	IN TIME	DRIVER IN	STINT TIME	STOP TIME	TOTAL STOP TIME	OUT TIME	DRIVER OUT
1 -	13:19:59.001	Ringo CHONG	11:11.296	1:34.791	1:34.791	13:21:33.792	Ringo CHONG
2 -	13:27:04.360	Ringo CHONG	5:30.568	1:55.534	3:30.325	13:28:59.894	Ringo CHONG

Weather / Track : Sunny / Dry

Chang International
Circuit Length = 4.554 km
Start: 13:10 Flag 13:55 End: 13:58

Blancpain GT Series Asia 2018

FREE PRACTICE 1 - PIT STOP ANALYSIS

3- 13:34:46.898 Ringo CHONG 5:47.004 4:40.375 8:10.700 13:39:27.273 Gilles VANNELET
 - Finish Gilles VANNELET 15:57.504

P23 82 GT4AM BMW Team Studie		BMW M4 GT4					
D1: Ken URATA	Total Stint: 7 Laps - 24:11.019 (53.25%)	Best Lap: 1:47.541 On Lap 5 @ 152.44 kph					
D2: Max CHEN	Total Stint: 7 Laps - 13:05.082 (28.81%)	Best Lap: 1:49.790 On Lap 14 @ 149.32 kph					
STOP	IN TIME	DRIVER IN	STINT TIME	STOP TIME	TOTAL STOP TIME	OUT TIME	DRIVER OUT
1 -	13:12:35.889	Ken URATA	2:06.678	25.042	25.042	13:13:00.931	Ken URATA
2 -	13:16:55.669	Ken URATA	3:54.738	2:07.394	2:32.436	13:19:03.063	Ken URATA
3 -	13:28:15.126	Ken URATA	9:12.063	2:45.720	5:18.156	13:31:00.846	Ken URATA
4 -	13:34:13.426	Ken URATA	3:12.580	5:58.315	11:16.471	13:40:11.741	Max CHEN
5 -	13:42:11.407	Max CHEN	1:59.666	26.487	11:42.958	13:42:37.894	Max CHEN
6 -	13:44:33.683	Max CHEN	1:55.789	2:10.888	13:53.846	13:46:44.571	Max CHEN
-	Finish	Max CHEN	9:09.627				

P24 77 GT4AM Craft Bamboo Racing		Porsche Cayman GT4 Clubsport MR					
D1: Frank YU	Total Stint: 9 Laps - 26:01.203 (57.2%)	Best Lap: 1:48.663 On Lap 4 @ 150.87 kph					
D2: Jean Marc MERLIN	Total Stint: 9 Laps - 16:26.321 (36.13%)	Best Lap: 1:48.659 On Lap 14 @ 150.87 kph					
STOP	IN TIME	DRIVER IN	STINT TIME	STOP TIME	TOTAL STOP TIME	OUT TIME	DRIVER OUT
1 -	13:21:52.826	Frank YU	13:03.239	2:10.692	2:10.692	13:24:03.518	Frank YU
2 -	13:32:40.690	Frank YU	8:37.172	7:07.928	9:18.620	13:39:48.618	Jean Marc MERLIN
-	Finish	Jean Marc MERLIN	16:26.321				

P25 17 GT4AM Taiwan Top Speed Racing Team		Porsche Cayman GT4 Clubsport MR					
D1: Keo CHANG	Total Stint: 8 Laps - 26:24.453 (59.42%)	Best Lap: 1:48.773 On Lap 5 @ 150.72 kph					
D2: Jeff LU	Total Stint: 8 Laps - 15:26.863 (34.76%)	Best Lap: 1:52.214 On Lap 15 @ 146.09 kph					
STOP	IN TIME	DRIVER IN	STINT TIME	STOP TIME	TOTAL STOP TIME	OUT TIME	DRIVER OUT
1 -	13:18:43.963	Keo CHANG	9:53.977	2:35.315	2:35.315	13:21:19.278	Keo CHANG
2 -	13:31:16.619	Keo CHANG	9:57.341	8:34.250	11:09.565	13:39:50.869	Jeff LU
-	Finish	Jeff LU	15:26.863				

P26 22 GT4AM JWD Racing Team		Porsche Cayman GT4 Clubsport MR					
D1: Charvanin BUNDITKITSADA	Total Stint: 16 Laps - 36:08.608 (79.94%)	Best Lap: 1:48.800 On Lap 3 @ 150.68 kph					
D2: Pitsanu SIRIMONGKPLKASEN	Total Stint: 0 Laps						
STOP	IN TIME	DRIVER IN	STINT TIME	STOP TIME	TOTAL STOP TIME	OUT TIME	DRIVER OUT
1 -	13:26:05.271	Charvanin BUNDITKITSADA	17:33.004	3:11.772	3:11.772	13:29:17.043	Charvanin BUNDITKITSADA
2 -	13:35:27.685	Charvanin BUNDITKITSADA	6:10.642	4:05.171	7:16.943	13:39:32.856	Charvanin BUNDITKITSADA
3 -	13:52:38.769	Charvanin BUNDITKITSADA	13:05.913	1:31.185	8:48.128	13:54:09.954	Charvanin BUNDITKITSADA
-	Finish	Charvanin BUNDITKITSADA	1:49.700				

P27 12 GT4AM Clearwater Racing		McLaren 570S GT4					
D1: Richard WEE	Total Stint: 5 Laps - 15:55.010 (100%)	Best Lap: 1:49.598 On Lap 4 @ 149.58 kph					
D2: Daniel AU	Total Stint: 0 Laps - 9:48.087 (81.74%)						
STOP	IN TIME	DRIVER IN	STINT TIME	STOP TIME	TOTAL STOP TIME	OUT TIME	DRIVER OUT
1 -	13:23:11.545	Richard WEE	14:25.389	4:17.314	4:17.314	13:27:28.859	Daniel AU
2 -	13:37:16.946	Daniel AU					

P28 11 GT4AM TTR Team SARD		Porsche Cayman GT4 Clubsport MR					
D1: Brian LEE	Total Stint: 5 Laps - 9:13.748 (20.3%)	Best Lap: 1:50.114 On Lap 13 @ 148.88 kph					
D2: Tony FONG	Total Stint: 8 Laps - 21:50.882 (48.06%)	Best Lap: 1:51.272 On Lap 7 @ 147.33 kph					
STOP	IN TIME	DRIVER IN	STINT TIME	STOP TIME	TOTAL STOP TIME	OUT TIME	DRIVER OUT
1 -	13:17:15.988	Tony FONG	8:45.955	1:51.553	1:51.553	13:19:07.541	Tony FONG
2 -	13:27:15.309	Tony FONG	8:07.768	12:19.018	14:10.571	13:39:34.327	Tony FONG
3 -	13:45:09.438	Tony FONG	5:35.111	1:44.379	15:54.950	13:46:53.817	Brian LEE
-	Finish	Brian LEE	9:13.748				

P29 80 GT4AM Racing Spirit Thailand		Porsche Cayman GT4 Clubsport MR					
D1: Sontaya KUNPLOME	Total Stint: 9 Laps - 28:48.935 (67.7%)	Best Lap: 1:54.086 On Lap 2 @ 143.70 kph					
D2: Preeda TANTEM SAPYA	Total Stint: 7 Laps - 13:29.956 (31.72%)	Best Lap: 1:51.011 On Lap 14 @ 147.68 kph					
STOP	IN TIME	DRIVER IN	STINT TIME	STOP TIME	TOTAL STOP TIME	OUT TIME	DRIVER OUT
1 -	13:31:01.948	Sontaya KUNPLOME	22:49.091	8:45.109	8:45.109	13:39:47.057	Preeda TANTEM SAPYA

Weather / Track : Sunny / Dry

Chang International
 Circuit Length = 4.554 km
 Start: 13:10 Flag 13:55 End: 13:58

Blancpain GT Series Asia 2018

FREE PRACTICE 1 - PIT STOP ANALYSIS

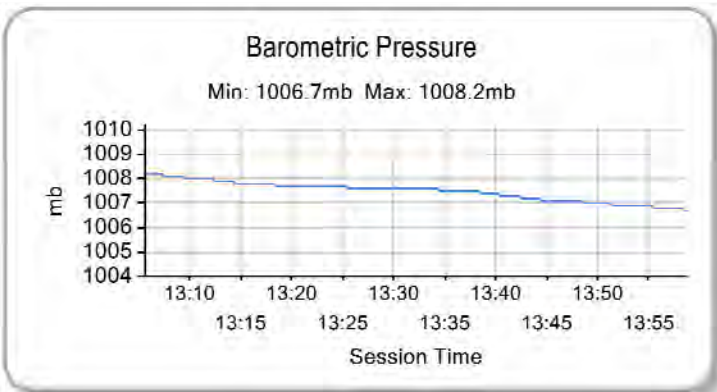
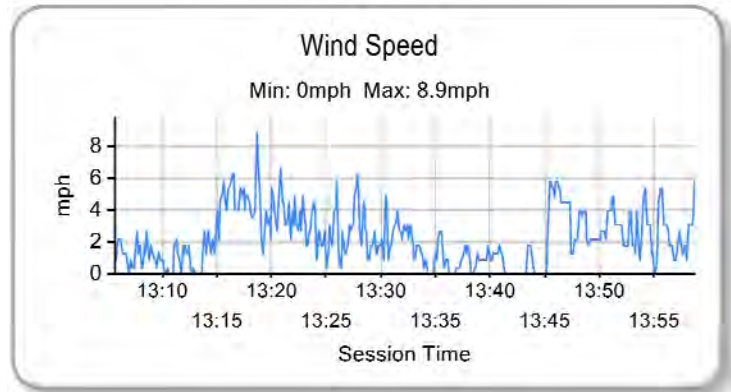
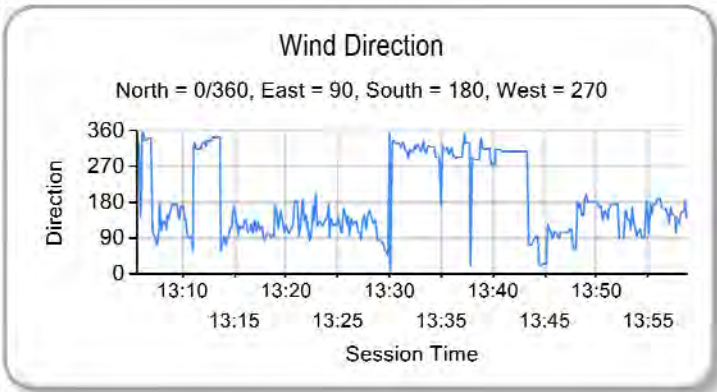
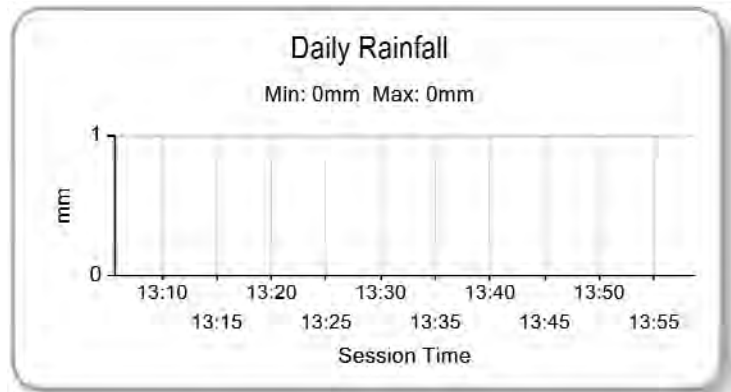
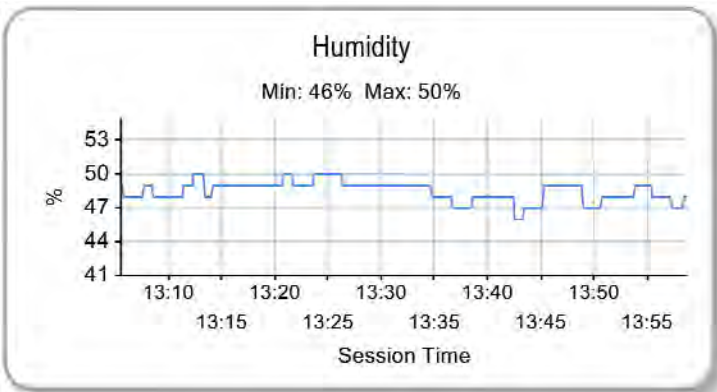
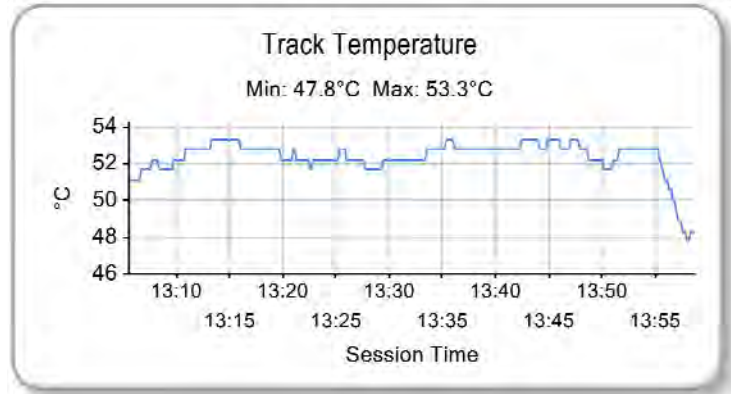
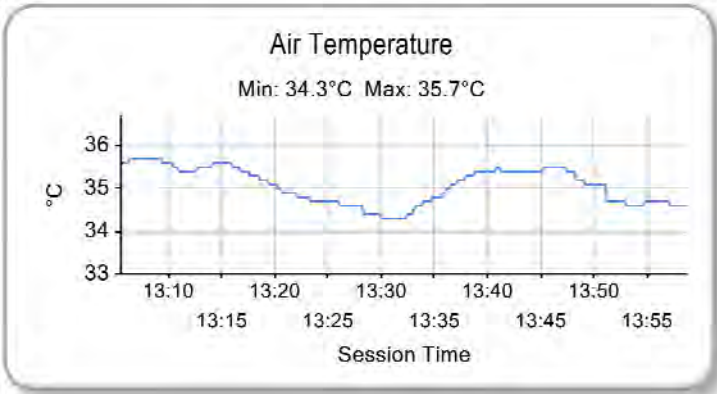
2 - 13:53:17.013 Preeda TANTEM SAPYA

STOP	IN TIME	DRIVER IN	STINT TIME	STOP TIME	TOTAL STOP TIME	OUT TIME	DRIVER OUT
1 -	13:23:35.591	Tosaphol PHAMYAI	15:27.459	5:05.466	5:05.466	13:28:41.057	Chayapon YOTHA
2 -	13:34:32.905	Chayapon YOTHA	5:51.848	5:12.330	10:17.796	13:39:45.235	Chayapon YOTHA
3 -	13:57:05.550	Chayapon YOTHA					

P30	14 GT4AM	Morseng Racing Team	Porsche Cayman GT4 Clubsport MR
D1: Tosaphol PHAMYAI	Total Stint: 5 Laps - 17:29.991 (37.85%)		Best Lap: 1:52.515 On Lap 4 @ 145.70 kph
D2: Chayapon YOTHA	Total Stint: 10 Laps - 23:12.163 (50.19%)		Best Lap: 1:51.793 On Lap 12 @ 146.64 kph

Blancpain GT Series Asia 2018

FREE PRACTICE 1 - WEATHER CONDITIONS



Weather / Track : Sunny / Dry

Results can be found at www.tsl-timing.com

Chang International
Circuit Length = 4.554 km
Start: 13:10 Flag 13:55 End: 13:58

Printed - 14:10 Friday, 11 May 2018

Blancpain GT Series Asia 2018

FREE PRACTICE 2 - CLASSIFICATION

POS	NO	CL	PIC	TEAM / DRIVERS	CAR	TIME	ON	LAPS	GAP	DIFF	KPH
1	7	GT3PA	1	Absolute Racing (CHN) Andrew KIM (KOR) / Adderly FONG (HKG)	Audi R8 LMS GT3	1:33.886	10	24			174.61
2	28	GT3PA	2	HubAuto Corsa (TPE) Morris CHEN (TPE) / Tim SLADE (AUS)	Ferrari 488 GT3	1:34.001	22	22	0.114	0.114	174.40
3	19	GT3S	1	FFF Racing Team by ACM (CHN) Dennis LIND (DNK) / Martin KODRIC (HRV)	Lamborghini Huracan GT3	1:34.175	3	17	0.289	0.174	174.08
4	18	GT3PA	3	KCMG (HKG) Yuke TANIGUCHI (JPN) / Tsugio MATSUDA (JPN)	Nissan GT-R NISMO GT3	1:34.282	2	25	0.395	0.106	173.88
5	888	GT3PA	4	GruppeM Racing Team (HKG) Alexandre MATTSCHULL (DEU) / Maximilian BUHK (DEU)	Mercedes-AMG GT3	1:34.388	21	21	0.501	0.105	173.69
6	999	GT3S	2	GruppeM Racing Team (HKG) Markus POMMER (DEU) / Patric NIEDERHAUSER (CHE)	Mercedes-AMG GT3	1:34.400	14	18	0.513	0.012	173.66
7	23	GT3S	3	KCMG (HKG) Edoardo LIBERATI (ITA) / Florian STRAUSS (DEU)	Nissan GT-R NISMO GT3	1:34.402	16	21	0.515	0.002	173.66
8	37 *	GT3PA	5	Absolute Racing (CHN) Anthony LIU (CHN) / Josh BURDON (HKG)	Audi R8 LMS GT3	1:34.605	6	23	0.719	0.203	173.29
9	3	GT3S	4	Absolute Racing (CHN) Franky CHENG (CHN) / Martin RUMP (EST)	Audi R8 LMS GT3	1:34.677	10	24	0.790	0.071	173.16
10	86 *	GT3S	5	OD Racing Team WRT (MYS) Aditya PATEL (IND) / Mitchell GILBERT (MYS)	Audi R8 LMS GT3	1:34.679	5	20	0.792	0.001	173.15
11	8	GT3PA	6	ARN Racing (JPN) Hiroaki NAGAI (JPN) / Daisuke ITO (JPN)	Ferrari 488 GT3	1:34.755	21	21	0.868	0.075	173.01
12	27	GT3S	6	HubAuto Corsa (TPE) Hongli YE (CHN) / Nick FOSTER (AUS)	Ferrari 488 GT3	1:35.263	2	21	1.376	0.507	172.09
13	991 *	GT3S	7	Craft Bamboo Racing (HKG) Aidan READ (AUS) / Darryl O'YOUNG (HKG)	Porsche 991 GT3R	1:35.284	17	18	1.397	0.021	172.05
14	63 *	GT3PA	7	FFF Racing Team by ACM (CHN) Hiroshi HAMAGUCHI (JPN) / Marco MAPELLI (CHE)	Lamborghini Huracan GT3	1:35.404	12	21	1.518	0.120	171.84
15	911	GT3S	8	Craft Bamboo Racing (HKG) Shae DAVIES (AUS) / Sandy STUVIK (THA)	Porsche 991 GT3R	1:35.727	22	22	1.841	0.323	171.26
16	5	GT3S	9	Phoenix Racing Asia (HKG) Marchy LEE (HKG) / Alex YOONG (MYS)	Audi R8 LMS GT3	1:35.843	12	20	1.956	0.115	171.05
17	45	GT3AM	1	KCMG (HKG) Naoto TAKEDA (JPN) / Takuya SHIRASAKA (JPN)	Audi R8 LMS GT3	1:35.941	3	14	2.054	0.098	170.87
18	97	GT3PA	8	Indigo Racing (KOR) Juwon SEO (KOR) / Roelof BRUINS (NDL)	Mercedes-AMG GT3	1:36.142	14	18	2.256	0.201	170.52
19	51	GT3AM	2	AMAC Motorsport (AUS) Andrew MACPHERSON (AUS) / William PORTER (AUS)	Lamborghini Huracan GT3	1:36.460	17	23	2.574	0.318	169.95
20	72	GT4AM	1	Team iRaceWin (TPE) Ringo CHONG (SGP) / Gilles VANNELET (FRA)	Mercedes-AMG GT4	1:45.222	2	22	11.336	8.762	155.80
21	81	GT4AM	2	BMW Team Studie (JPN) Takayuki KINOSHITA (JPN) / Sunako JUKUCHOU (JPN)	BMW M4 GT4	1:45.311	19	20	11.425	0.088	155.67
22	666	GT4AM	3	GruppeM Racing Team (HKG) Reinhold RENGGER (DEU)	Mercedes-AMG GT4	1:45.820	17	18	11.933	0.508	154.92
23	82 *	GT4AM	4	BMW Team Studie (JPN) Ken URATA (JPN) / Max CHEN (TPE)	BMW M4 GT4	1:46.961	17	21	13.074	1.141	153.27
24	77	GT4AM	5	Craft Bamboo Racing (HKG) Frank YU (HKG) / Jean Marc MERLIN (FRA)	Porsche Cayman GT4 Clubspor	1:47.253	20	20	13.367	0.292	152.85
25	12	GT4AM	6	Clearwater Racing (SGP) Richard WEE (SGP) / Daniel AU (SGP)	McLaren 570S GT4	1:48.179	19	21	14.292	0.925	151.54
26	17	GT4AM	7	Taiwan Top Speed Racing Team (TWN) Keo CHANG (TPE) / Jeff LU (TPE)	Porsche Cayman GT4 Clubspor	1:48.303	1	22	14.416	0.124	151.37
27	14	GT4AM	8	Morseng Racing Team (THA) Tosaphol PHAMYAI (THA) / Chayapon YOTHA (THA)	Porsche Cayman GT4 Clubspor	1:48.388	18	21	14.501	0.084	151.25
28	22	GT4AM	9	JWD Racing Team (THA) Charvanin BUNDITKITSADA (THA) / Pitsanu SIRIMONGKPLKASEN (THA)	Porsche Cayman GT4 Clubspor	1:48.605	2	20	14.718	0.217	150.95
29	80	GT4AM	10	Racing Spirit Thailand (THA) Sontaya KUNPLOME (THA) / Preeda TANTEMSPAYA (THA)	Porsche Cayman GT4 Clubspor	1:48.746	19	20	14.859	0.140	150.75
30	11	GT4AM	11	TTR Team SARD (HKG) Brian LEE (TPE) / Tony FONG (HKG)	Porsche Cayman GT4 Clubspor	1:48.994	9	20	15.108	0.248	150.41

*Car 37, 63, 82, 991 - lap time(s) removed for track limits infringement

Chang International
Circuit Length = 4.554 km
Start: 16:00 Flag 16:45 End: 16:48

Weather / Track : Sunny / Dry

These results are provisional until the conclusion of any judicial and technical matters.

Race Director : Ravin	Stewards :	Timekeeper :
-----------------------	------------	--------------

Results can be found at www.tsl-timing.com

Printed - 16:49 Friday, 11 May 2018

Blancpain GT Series Asia 2018

FREE PRACTICE 2 - CLASSIFICATION BY CLASS

CLASS : GT3 - GT3S

POS	NO	NAME	NAT	ENTRY	TIME	ON	LAPS	GAP	DIFF	KPH
1	19	FFF Racing Team by ACM	CHN	Lamborghini Huracan GT3	1:34.175	3	17			174.08
2	999	GruppeM Racing Team	HKG	Mercedes-AMG GT3	1:34.400	14	18	0.224	0.224	173.66
3	23	KCMG	HKG	Nissan GT-R NISMO GT3	1:34.402	16	21	0.226	0.002	173.66
4	3	Absolute Racing	CHN	Audi R8 LMS GT3	1:34.677	10	24	0.501	0.274	173.16
5	86 *	OD Racing Team WRT	MYS	Audi R8 LMS GT3	1:34.679	5	20	0.503	0.001	173.15
6	27	HubAuto Corsa	TPE	Ferrari 488 GT3	1:35.263	2	21	1.087	0.583	172.09
7	991 *	Craft Bamboo Racing	HKG	Porsche 991 GT3R	1:35.284	17	18	1.108	0.021	172.05
8	911	Craft Bamboo Racing	HKG	Porsche 991 GT3R	1:35.727	22	22	1.552	0.443	171.26
9	5	Phoenix Racing Asia	HKG	Audi R8 LMS GT3	1:35.843	12	20	1.667	0.115	171.05

CLASS : GT3 - GT3PA

POS	NO	NAME	NAT	ENTRY	TIME	ON	LAPS	GAP	DIFF	KPH
1	7	Absolute Racing	CHN	Audi R8 LMS GT3	1:33.886	10	24			174.61
2	28	HubAuto Corsa	TPE	Ferrari 488 GT3	1:34.001	22	22	0.114	0.114	174.40
3	18	KCMG	HKG	Nissan GT-R NISMO GT3	1:34.282	2	25	0.395	0.281	173.88
4	888	GruppeM Racing Team	HKG	Mercedes-AMG GT3	1:34.388	21	21	0.501	0.105	173.69
5	37 *	Absolute Racing	CHN	Audi R8 LMS GT3	1:34.605	6	23	0.719	0.217	173.29
6	8	ARN Racing	JPN	Ferrari 488 GT3	1:34.755	21	21	0.868	0.149	173.01
7	63 *	FFF Racing Team by ACM	CHN	Lamborghini Huracan GT3	1:35.404	12	21	1.518	0.649	171.84
8	97	Indigo Racing	KOR	Mercedes-AMG GT3	1:36.142	14	18	2.256	0.738	170.52

CLASS : GT3 - GT3AM

POS	NO	NAME	NAT	ENTRY	TIME	ON	LAPS	GAP	DIFF	KPH
1	45	KCMG	HKG	Audi R8 LMS GT3	1:35.941	3	14			170.87
2	51	AMAC Motorsport	AUS	Lamborghini Huracan GT3	1:36.460	17	23	0.519	0.519	169.95

CLASS : GT3

POS	NO	NAME	NAT	ENTRY	TIME	ON	LAPS	GAP	DIFF	KPH
1	7	Absolute Racing	CHN	Audi R8 LMS GT3	1:33.886	10	24			174.61
2	28	HubAuto Corsa	TPE	Ferrari 488 GT3	1:34.001	22	22	0.114	0.114	174.40
3	19	FFF Racing Team by ACM	CHN	Lamborghini Huracan GT3	1:34.175	3	17	0.289	0.174	174.08
4	18	KCMG	HKG	Nissan GT-R NISMO GT3	1:34.282	2	25	0.395	0.106	173.88
5	888	GruppeM Racing Team	HKG	Mercedes-AMG GT3	1:34.388	21	21	0.501	0.105	173.69
6	999	GruppeM Racing Team	HKG	Mercedes-AMG GT3	1:34.400	14	18	0.513	0.012	173.66
7	23	KCMG	HKG	Nissan GT-R NISMO GT3	1:34.402	16	21	0.515	0.002	173.66
8	37 *	Absolute Racing	CHN	Audi R8 LMS GT3	1:34.605	6	23	0.719	0.203	173.29
9	3	Absolute Racing	CHN	Audi R8 LMS GT3	1:34.677	10	24	0.790	0.071	173.16
10	86 *	OD Racing Team WRT	MYS	Audi R8 LMS GT3	1:34.679	5	20	0.792	0.001	173.15
11	8	ARN Racing	JPN	Ferrari 488 GT3	1:34.755	21	21	0.868	0.075	173.01
12	27	HubAuto Corsa	TPE	Ferrari 488 GT3	1:35.263	2	21	1.376	0.507	172.09
13	991 *	Craft Bamboo Racing	HKG	Porsche 991 GT3R	1:35.284	17	18	1.397	0.021	172.05
14	63 *	FFF Racing Team by ACM	CHN	Lamborghini Huracan GT3	1:35.404	12	21	1.518	0.120	171.84
15	911	Craft Bamboo Racing	HKG	Porsche 991 GT3R	1:35.727	22	22	1.841	0.323	171.26
16	5	Phoenix Racing Asia	HKG	Audi R8 LMS GT3	1:35.843	12	20	1.956	0.115	171.05

Chang International
 Circuit Length = 4.554 km
 Start: 16:00 Flag 16:45 End: 16:48

Weather / Track : Sunny / Dry

These results are provisional until the conclusion of any judicial and technical matters.

Race Director : Ravin	Stewards :	Timekeeper :
-----------------------	------------	--------------

Blancpain GT Series Asia 2018

FREE PRACTICE 2 - CLASSIFICATION BY CLASS

17	45	KCMG	HKG	Audi R8 LMS GT3	1:35.941	3	14	2.054	0.098	170.87
18	97	Indigo Racing	KOR	Mercedes-AMG GT3	1:36.142	14	18	2.256	0.201	170.52
19	51	AMAC Motorsport	AUS	Lamborghini Huracan GT3	1:36.460	17	23	2.574	0.318	169.95

CLASS : GT4 - GT4AM

POS	NO	NAME	NAT	ENTRY	TIME	ON	LAPS	GAP	DIFF	KPH
1	72	Team iRaceWin	TPE	Mercedes-AMG GT4	1:45.222	2	22			155.80
2	81	BMW Team Studie	JPN	BMW M4 GT4	1:45.311	19	20	0.088	0.088	155.67
3	666	GruppeM Racing Team	HKG	Mercedes-AMG GT4	1:45.820	17	18	0.597	0.508	154.92
4	82 *	BMW Team Studie	JPN	BMW M4 GT4	1:46.961	17	21	1.738	1.141	153.27
5	77	Craft Bamboo Racing	HKG	Porsche Cayman GT4 Clubsport MR	1:47.253	20	20	2.031	0.292	152.85
6	12	Clearwater Racing	SGP	McLaren 570S GT4	1:48.179	19	21	2.956	0.925	151.54
7	17	Taiwan Top Speed Racing Team	TWN	Porsche Cayman GT4 Clubsport MR	1:48.303	1	22	3.080	0.124	151.37
8	14	Morseng Racing Team	THA	Porsche Cayman GT4 Clubsport MR	1:48.388	18	21	3.165	0.084	151.25
9	22	JWD Racing Team	THA	Porsche Cayman GT4 Clubsport MR	1:48.605	2	20	3.382	0.217	150.95
10	80	Racing Spirit Thailand	THA	Porsche Cayman GT4 Clubsport MR	1:48.746	19	20	3.523	0.140	150.75
11	11	TTR Team SARD	HKG	Porsche Cayman GT4 Clubsport MR	1:48.994	9	20	3.771	0.248	150.41

*Car 37, 63, 82, 991 - lap time(s) removed for track limits infringement

Weather / Track : Sunny / Dry

These results are provisional until the conclusion of any judicial and technical matters.

Chang International

Circuit Length = 4.554 km

Start: 16:00 Flag 16:45 End: 16:48

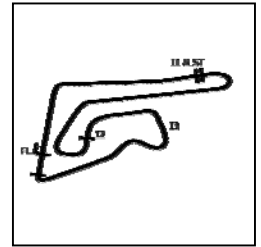
Race Director : Ravin

Stewards :

Timekeeper :

Blancpain GT Series Asia 2018

FREE PRACTICE 2 - SECTOR ANALYSIS



SECTOR 1 = FL to I1, SECTOR 2 = I1 to I2 SECTOR 3 = I2 to I3, SECTOR 4 = I3 to FL, DIFF = Difference To Personal Best Lap, P = Crossed Finish Line in Pit Lane, D = Time Disallowed

P1 7 GT3PA Absolute Racing			Audi R8 LMS GT3						
IDEAL LAP TIME : 1:33.871		BEST LAP TIME : 1:33.886		DIFFERENCE : 0.015					
D1: Andrew KIM		D2: Adderly FONG							
LAP	SECTOR 1	SECTOR 2	SECTOR 3	SPEED TRAP	LAP TIME	KPH	DIFF	TIME OF DAY	
1 - D2	22.689	35.508	37.946	249.4	1:36.143	170.52	2.256	16:03:27.215	
2 - D2	22.516	35.140	37.062	250.0	1:34.719 (2)	173.08	0.832	16:05:01.934	
3 - D2	22.631	35.210	IN PIT	249.4	1:37.115 P	168.81	3.229	16:06:39.050	
4 - D2	OUTLAP	40.294	38.531	242.6	4:19.041	63.28	2:45.154	16:10:58.091	
5 - D2	23.210	36.038	37.954	244.8	1:37.202	168.66	3.315	16:12:35.293	
6 - D2	23.166	35.648	39.119	248.2	1:37.934	167.40	4.047	16:14:13.227	
7 - D2	22.903	<i>35.035</i>	37.086	247.7	1:35.024	172.52	1.138	16:15:48.252	
8 - D2	22.399	35.840	36.582	251.1	1:34.821 (3)	172.89	0.934	16:17:23.074	
9 - D2	22.394	36.262	36.945	<i>252.3</i>	1:35.602	171.48	1.715	16:18:58.676	
10 - D2	<i>22.365</i>	35.050	<i>36.471</i>	250.5	<i>1:33.886</i> (1)	<i>174.61</i>		<i>16:20:32.563</i>	
11 - D2	22.544	36.541	IN PIT	248.8	1:44.480 P	156.91	10.593	16:22:17.044	
12 - D1	OUTLAP	36.695	38.537	246.0	4:00.376	68.20	2:26.489	16:26:17.420	
13 - D1	23.089	35.951	37.645	248.2	1:36.686	169.56	2.799	16:27:54.106	
14 - D1	23.153	35.634	37.730	248.2	1:36.517	169.85	2.630	16:29:30.624	
15 - D1	23.050	35.781	37.648	248.8	1:36.480	169.92	2.593	16:31:07.104	
16 - D1	22.924	35.786	37.362	248.8	1:36.072	170.64	2.185	16:32:43.177	
17 - D1	22.982	35.727	37.986	248.2	1:36.695	169.54	2.808	16:34:19.872	
18 - D1	22.939	35.434	37.661	249.4	1:36.035	170.71	2.148	16:35:55.907	
19 - D1	22.683	35.760	38.626	251.1	1:37.069	168.89	3.182	16:37:32.977	
20 - D1	22.824	35.630	37.194	250.0	1:35.649	171.40	1.762	16:39:08.626	
21 - D1	23.667	36.119	37.586	247.7	1:37.372	168.36	3.485	16:40:45.999	
22 - D1	22.727	35.505	37.713	249.4	1:35.946	170.87	2.059	16:42:21.945	
23 - D1	22.734	35.821	37.631	249.4	1:36.187	170.44	2.300	16:43:58.132	
24 - D1	22.759	35.500	37.315	250.5	1:35.574	171.53	1.688	16:45:33.707	

P2 28 GT3PA HubAuto Corsa			Ferrari 488 GT3						
IDEAL LAP TIME : 1:33.960		BEST LAP TIME : 1:34.001		DIFFERENCE : 0.040					
D1: Morris CHEN		D2: Tim SLADE							
LAP	SECTOR 1	SECTOR 2	SECTOR 3	SPEED TRAP	LAP TIME	KPH	DIFF	TIME OF DAY	
1 - D2	22.977	37.996	42.111	249.4	1:43.084	159.03	9.083	16:04:05.553	
2 - D2	22.642	35.201	36.705	250.0	1:34.549	173.39	0.547	16:05:40.102	
3 - D2	22.475	37.919	IN PIT	<i>252.3</i>	<i>2:00.249</i> P	136.33	26.248	<i>16:07:40.352</i>	
4 - D2	OUTLAP	40.833	42.038	237.3	3:52.309	70.57	2:18.307	16:11:32.661	
5 - D2	22.484	35.218	36.725	250.0	1:34.428 (3)	173.61	0.427	16:13:07.089	
6 - D2	22.469	35.112	<i>36.548</i>	250.0	1:34.130 (2)	174.16	0.128	16:14:41.219	
7 - D2	23.469	36.399	IN PIT	246.5	1:38.668 P	166.15	4.667	16:16:19.888	
8 - D1	OUTLAP	36.997	38.737	244.8	3:26.385	79.43	1:52.384	16:19:46.273	
9 - D1	23.159	36.498	38.937	247.7	1:38.594	166.28	4.593	16:21:24.868	
10 - D1	23.092	<i>56.146</i>	52.973	248.2	2:12.211	124.00	38.210	16:23:37.080	
11 - D1	22.930	36.158	38.778	247.7	1:37.867	167.51	3.866	16:25:14.947	
12 - D1	22.891	36.643	37.917	248.2	1:37.451	168.23	3.450	16:26:52.399	
13 - D1	23.395	36.657	39.397	246.0	1:39.450	164.85	5.449	16:28:31.849	
14 - D1	22.994	36.689	39.090	250.0	1:38.773	165.98	4.772	16:30:10.623	
15 - D1	22.944	35.881	37.864	250.0	1:36.689	169.55	2.688	16:31:47.312	
16 - D1	23.235	36.903	38.507	247.7	1:38.645	166.19	4.644	16:33:25.958	
17 - D1	23.432	36.515	38.024	247.1	1:37.971	167.33	3.970	16:35:03.930	
18 - D1	22.991	35.822	37.903	248.2	1:36.717	169.50	2.716	16:36:40.647	
19 - D1	22.951	36.643	38.199	249.4	1:37.793	167.64	3.792	16:38:18.441	
20 - D1	23.304	36.563	IN PIT	248.8	1:41.898 P	160.88	7.897	16:40:00.340	
21 - D2	OUTLAP	41.553	42.755	236.8	4:03.780	67.25	2:29.779	16:44:04.120	
22 - D2	<i>22.370</i>	<i>35.042</i>	36.588	250.0	<i>1:34.001</i> (1)	<i>174.40</i>		<i>16:45:38.121</i>	

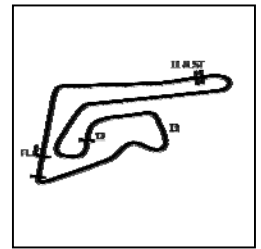
P3 19 GT3S FFF Racing Team by ACM			Lamborghini Huracan GT3						
IDEAL LAP TIME : 1:33.932		BEST LAP TIME : 1:34.175		DIFFERENCE : 0.243					
D1: Dennis LIND		D2: Martin KODRIC							
LAP	SECTOR 1	SECTOR 2	SECTOR 3	SPEED TRAP	LAP TIME	KPH	DIFF	TIME OF DAY	
1 - D1	22.654	37.324	36.565	250.0	1:36.543	169.81	2.367	16:03:16.994	
2 - D1	22.371	35.389	<i>36.516</i>	251.7	1:34.276 (2)	173.89	0.101	16:04:51.271	

Weather / Track : Sunny / Dry

Chang International
Circuit Length = 4.554 km
Start: 16:00 Flag 16:45 End: 16:48

Blancpain GT Series Asia 2018

FREE PRACTICE 2 - SECTOR ANALYSIS



SECTOR 1 = FL to I1, SECTOR 2 = I1 to I2 SECTOR 3 = I2 to I3, SECTOR 4 = I3 to FL, DIFF = Difference To Personal Best Lap, P = Crossed Finish Line in Pit Lane, D = Time Disallowed

3 - D1	22.409	35.063	36.703	251.7	1:34.175 (1)	174.08			16:06:25.446
4 - D1	22.353	1:08.375	1:04.421	254.1	2:35.150	105.66	1:00.974		16:09:00.596
5 - D1	22.541	36.723	IN PIT	250.5	1:38.821	P 165.89	4.645		16:10:39.418
6 - D2	OUTLAP	36.347	37.321	245.4	6:53.600	39.63	5:19.424		16:17:33.018
7 - D2	23.267	35.781	36.685	249.4	1:35.733	171.25	1.557		16:19:08.751
8 - D2	22.502	35.498	37.334	250.0	1:35.335	171.96	1.160		16:20:44.086
9 - D2	22.493	35.362	39.163	250.0	1:37.018	168.98	2.842		16:22:21.105
10 - D2	50.570	36.420	37.547	178.8	2:04.537	131.64	30.361		16:24:25.642
11 - D2	22.454	35.308	36.928	250.5	1:34.691	173.13	0.515		16:26:00.333
12 - D2	22.461	35.289	36.703	251.1	1:34.453	173.57	0.277		16:27:34.787
13 - D2	22.390	35.240	36.666	251.1	1:34.296	(3) 173.85	0.121		16:29:09.084
14 - D2	22.636	35.993	IN PIT	251.1	1:37.343	P 168.41	3.168		16:30:46.428
15 - D1	OUTLAP	35.550	IN PIT	246.5	3:52.087	P 70.63	2:17.911		16:34:38.515
16 - D1	OUTLAP	44.850	IN PIT	148.3	3:36.453	P 75.74	2:02.277		16:38:14.968
17 - D1	OUTLAP	42.172	IN PIT	188.4	3:16.641	P 83.37	1:42.465		16:41:31.609

P4 18 GT3PA KCMG

Nissan GT-R NISMO GT3

IDEAL LAP TIME : 1:34.230

BEST LAP TIME : 1:34.282

DIFFERENCE : 0.052

D1: Yuke TANIGUCHI

D2: Tsugio MATSUDA

LAP	SECTOR 1	SECTOR 2	SECTOR 3	SPEED TRAP	LAP TIME	KPH	DIFF	TIME OF DAY
1 - D2	22.474	35.343	37.470	247.7	1:35.288	172.05	1.006	16:03:31.872
2 - D2	22.287	35.180	36.814	250.0	1:34.282 (1)	173.88		16:05:06.154
3 - D2	22.579	37.522	39.164	251.1	1:39.265	165.15	4.983	16:06:45.420
4 - D2	34.389	1:15.047	46.038	80.5	2:35.474	105.44	1:01.191	16:09:20.895
5 - D2	22.329	35.128	36.849	249.4	1:34.306 (2)	173.84	0.023	16:10:55.201
6 - D2	22.355	35.457	38.224	250.5	1:36.037	170.70	1.754	16:12:31.238
7 - D2	22.412	35.430	IN PIT	250.5	1:37.066	P 168.89	2.784	16:14:08.305
8 - D1	OUTLAP	38.728	38.034	247.1	3:18.464	82.60	1:44.181	16:17:26.769
9 - D1	22.504	35.941	37.374	249.4	1:35.820	171.09	1.538	16:19:02.589
10 - D1	22.808	35.923	37.383	250.0	1:36.114	170.57	1.832	16:20:38.704
11 - D1	22.683	36.205	41.603	248.8	1:40.491	163.14	6.209	16:22:19.196
12 - D1	52.480	37.298	37.623	153.1	2:07.401	128.68	33.119	16:24:26.598
13 - D1	22.585	35.732	37.240	250.0	1:35.557	171.56	1.274	16:26:02.155
14 - D1	22.502	35.638	37.239	249.4	1:35.379	171.88	1.097	16:27:37.535
15 - D1	22.550	35.763	37.180	250.0	1:35.493	171.68	1.211	16:29:13.028
16 - D1	22.395	35.854	37.778	250.5	1:36.027	170.72	1.744	16:30:49.056
17 - D1	22.364	35.532	37.577	251.1	1:35.474	171.71	1.191	16:32:24.530
18 - D1	22.410	35.391	38.428	251.1	1:36.229	170.36	1.947	16:34:00.760
19 - D1	22.808	37.580	39.434	251.1	1:39.823	164.23	5.541	16:35:40.583
20 - D1	23.293	35.578	37.978	251.1	1:36.850	169.27	2.567	16:37:17.433
21 - D1	22.497	36.268	37.496	251.7	1:36.261	170.31	1.979	16:38:53.695
22 - D1	22.495	35.455	37.481	251.1	1:35.431	171.79	1.149	16:40:29.127
23 - D1	22.466	37.411	38.411	251.7	1:38.288	166.79	4.005	16:42:07.415
24 - D1	22.322	35.361	37.054	251.7	1:34.737 (3)	173.05	0.454	16:43:42.152
25 - D1	22.342	35.488	IN PIT	251.1	1:43.013	P 159.14	8.731	16:45:25.166

P5 888 GT3PA GruppeM Racing Team

Mercedes-AMG GT3

IDEAL LAP TIME : 1:34.171

BEST LAP TIME : 1:34.388

DIFFERENCE : 0.216

D1: Alexandre MATTSCHULL D2: Maximilian BUHK

LAP	SECTOR 1	SECTOR 2	SECTOR 3	SPEED TRAP	LAP TIME	KPH	DIFF	TIME OF DAY
1 - D1	23.414	37.884	38.935	245.4	1:40.233	163.56	5.845	16:03:44.079
2 - D1	23.007	36.767	37.757	246.5	1:37.531	168.09	3.143	16:05:21.610
3 - D1	22.757	36.539	39.260	247.7	1:38.556	166.34	4.168	16:07:00.167
4 - D1	54.960	1:05.142	37.831	78.4	2:37.934	103.80	1:03.546	16:09:38.101
5 - D1	22.825	35.988	37.381	246.5	1:36.194	170.42	1.806	16:11:14.296
6 - D1	23.018	36.235	38.168	248.8	1:37.422	168.28	3.034	16:12:51.718
7 - D1	22.720	35.987	37.613	248.2	1:36.320	170.20	1.932	16:14:28.039
8 - D1	22.615	36.061	40.244	250.0	1:38.920	165.73	4.532	16:16:06.960
9 - D1	22.432	35.878	37.032	246.5	1:35.342	171.95	0.954	16:17:42.303
10 - D1	22.498	36.952	37.337	248.8	1:36.787	169.38	2.399	16:19:19.091
11 - D1	22.625	35.516	37.071	248.2	1:35.212	172.18	0.824	16:20:54.303
12 - D1	22.523	37.500	IN PIT	248.8	2:04.765	P 131.40	30.377	16:22:59.068
13 - D2	OUTLAP	47.507	41.430	128.4	7:23.253	36.98	5:48.865	16:30:22.321

Weather / Track : Sunny / Dry

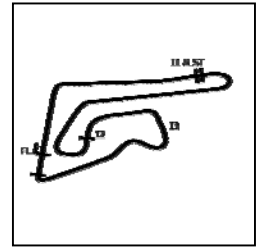
Chang International

Circuit Length = 4.554 km

Start: 16:00 Flag 16:45 End: 16:48

Blancpain GT Series Asia 2018

FREE PRACTICE 2 - SECTOR ANALYSIS



SECTOR 1 = FL to I1, SECTOR 2 = I1 to I2 SECTOR 3 = I2 to I3, SECTOR 4 = I3 to FL, DIFF = Difference To Personal Best Lap, P = Crossed Finish Line in Pit Lane, D = Time Disallowed

14 - D2	23.104	37.698	38.766	237.3	1:39.568	164.65	5.180	16:32:01.890
15 - D2	22.666	37.011	IN PIT	246.0	1:40.495	P 163.13	6.107	16:33:42.386
16 - D2	OUTLAP	37.313	IN PIT	245.4	3:09.598	P 86.46	1:35.210	16:36:51.984
17 - D2	OUTLAP	37.142	49.231	246.0	3:16.556	83.40	1:42.168	16:40:08.540
18 - D2	22.512	35.889	37.624	248.8	1:36.026	170.72	1.638	16:41:44.566
19 - D2	22.893	35.393	36.700	248.2	1:34.986	(3) 172.59	0.598	16:43:19.553
20 - D2	22.694	35.485	36.619	251.1	1:34.798	(2) 172.93	0.410	16:44:54.351
21 - D2	22.469	35.119	36.799	249.4	1:34.388	(1) 173.69		16:46:28.739

P6 999 GT3S GruppeM Racing Team				Mercedes-AMG GT3				
IDEAL LAP TIME : 1:34.400		BEST LAP TIME : 1:34.400		DIFFERENCE : 0.000				
D1: Markus POMMER		D2: Patric NIEDERHAUSER						
LAP	SECTOR 1	SECTOR 2	SECTOR 3	SPEED TRAP	LAP TIME	KPH	DIFF	TIME OF DAY
1 - D2	23.600	36.878	37.732	246.5	1:38.211	166.93	3.810	16:04:32.260
2 - D2	22.478	36.883	39.296	251.7	1:38.658	166.17	4.258	16:06:10.918
3 - D2	22.491	41.867	IN PIT	249.4	2:18.704	P 118.19	44.304	16:08:29.623
4 - D1	OUTLAP	38.313	37.885	169.2	3:13.257	84.83	1:38.857	16:11:42.880
5 - D1	22.777	35.676	36.819	248.8	1:35.273	(3) 172.07	0.873	16:13:18.153
6 - D1	22.524	35.364	37.513	250.0	1:35.401	171.84	1.001	16:14:53.555
7 - D1	22.559	35.377	36.827	249.4	1:34.763	(2) 173.00	0.363	16:16:28.318
8 - D1	22.537	35.611	37.329	250.5	1:35.478	171.70	1.078	16:18:03.796
9 - D1	23.026	35.319	IN PIT	249.4	1:39.302	P 165.09	4.902	16:19:43.099
10 - D2	OUTLAP	36.286	IN PIT	247.7	3:36.103	P 75.86	2:01.702	16:23:19.202
11 - D1	OUTLAP	45.791	42.211	140.6	6:35.585	41.44	5:01.185	16:29:54.787
12 - D1	23.391	38.064	40.788	222.2	1:42.244	160.34	7.843	16:31:37.031
13 - D1	23.082	37.075	39.926	250.0	1:40.084	163.80	5.684	16:33:17.115
14 - D1	22.300	35.311	36.789	251.1	1:34.400	(1) 173.66		16:34:51.516
15 - D1	23.204	39.505	IN PIT	190.4	1:46.977	P 153.25	12.576	16:36:38.493
16 - D2	OUTLAP	41.140	IN PIT	159.5	3:16.175	P 83.57	1:41.774	16:39:54.668
17 - D1	OUTLAP	41.463	IN PIT	188.4	3:14.206	P 84.41	1:39.805	16:43:08.874
18 - D2	OUTLAP	37.019	IN PIT	246.5	3:07.541	P 87.41	1:33.140	16:46:16.415

P7 23 GT3S KCMG				Nissan GT-R NISMO GT3				
IDEAL LAP TIME : 1:34.280		BEST LAP TIME : 1:34.402		DIFFERENCE : 0.121				
D1: Edoardo LIBERATI		D2: Florian STRAUSS						
LAP	SECTOR 1	SECTOR 2	SECTOR 3	SPEED TRAP	LAP TIME	KPH	DIFF	TIME OF DAY
1 - D2	22.489	35.939	37.858	246.5	1:36.286	170.26	1.884	16:04:07.050
2 - D2	23.472	35.728	37.319	247.7	1:36.519	169.85	2.116	16:05:43.569
3 - D2	22.369	35.863	58.564	251.1	1:56.796	140.36	22.393	16:07:40.365
4 - D2	53.914	44.136	38.924	80.2	2:16.974	119.68	42.572	16:09:57.340
5 - D2	22.359	36.380	37.815	250.5	1:36.554	169.79	2.152	16:11:33.895
6 - D2	22.587	35.604	37.293	250.5	1:35.484	171.69	1.081	16:13:09.379
7 - D2	22.860	35.689	IN PIT	248.2	1:37.257	P 168.56	2.854	16:14:46.636
8 - D1	OUTLAP	38.645	39.225	220.4	3:10.482	86.06	1:36.080	16:17:57.118
9 - D1	22.432	35.691	37.056	251.1	1:35.179	(3) 172.24	0.777	16:19:32.298
10 - D1	22.486	35.372	36.869	249.4	1:34.727	(2) 173.06	0.325	16:21:07.026
11 - D1	22.331	35.310	IN PIT	250.0	2:02.078	P 134.29	27.675	16:23:09.105
12 - D1	OUTLAP	36.280	37.627	240.5	5:15.000	52.04	3:40.598	16:28:24.105
13 - D1	22.238	35.492	41.171	254.1	1:38.901	165.76	4.499	16:30:03.007
14 - D1	22.256	35.257	38.804	251.7	1:36.318	170.21	1.915	16:31:39.325
15 - D1	22.387	38.284	38.479	251.7	1:39.150	165.34	4.748	16:33:18.476
16 - D1	22.181	35.230	36.991	254.1	1:34.402	(1) 173.66		16:34:52.879
17 - D1	22.392	36.950	IN PIT	247.7	1:38.289	P 166.79	3.887	16:36:31.169
18 - D2	OUTLAP	36.383	37.640	247.7	3:52.947	70.37	2:18.544	16:40:24.116
19 - D2	22.339	35.520	37.654	250.5	1:35.514	171.64	1.112	16:41:59.630
20 - D2	22.424	35.412	38.181	251.7	1:36.017	170.74	1.614	16:43:35.648
21 - D2	22.255	35.741	41.210	251.1	1:39.206	165.25	4.803	16:45:14.854

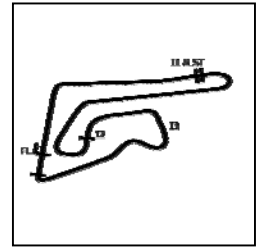
P8 37 GT3PA Absolute Racing				Audi R8 LMS GT3				
IDEAL LAP TIME : 1:34.213		BEST LAP TIME : 1:34.605		DIFFERENCE : 0.392				
D1: Anthony LIU		D2: Josh BURDON						
LAP	SECTOR 1	SECTOR 2	SECTOR 3	SPEED TRAP	LAP TIME	KPH	DIFF	TIME OF DAY

Weather / Track : Sunny / Dry

Chang International
Circuit Length = 4.554 km
Start: 16:00 Flag 16:45 End: 16:48

Blancpain GT Series Asia 2018

FREE PRACTICE 2 - SECTOR ANALYSIS



SECTOR 1 = FL to I1, SECTOR 2 = I1 to I2 SECTOR 3 = I2 to I3, SECTOR 4 = I3 to FL, DIFF = Difference To Personal Best Lap, P = Crossed Finish Line in Pit Lane, D = Time Disallowed

1 - D2	22.648	35.318	37.702	248.8	1:35.668	171.36	1.062	16:03:24.962	
2 - D2	22.772	35.428	37.154	248.2	1:35.354	171.93	0.748	16:05:00.316	
3 - D2	23.078	35.633	IN PIT	248.2	1:37.491	P	168.16	2.885	16:06:37.808
4 - D2	OUTLAP	39.673	38.275	210.1	4:06.071	66.62	2:31.465	16:10:43.879	
5 - D2	22.873	35.622	36.766	248.8	1:35.261	172.09	0.655	16:12:19.141	
6 - D2	22.501	35.140	36.964	248.8	1:34.605 (1)	173.29		16:13:53.747	
7 - D2	22.597	35.187	36.604	248.2	1:34.388	D	173.69	16:15:28.135	
8 - D2	22.638	35.433	IN PIT	248.8	1:37.751	P	167.71	3.145	16:17:05.887
9 - D1	OUTLAP	36.623	39.849	243.7	3:16.875	83.27	1:42.269	16:20:22.762	
10 - D1	22.708	37.063	39.303	248.8	1:39.074	165.47	4.468	16:22:01.837	
11 - D1	44.614	53.663	38.268	79.7	2:16.546	120.06	41.940	16:24:18.383	
12 - D1	22.620	35.432	37.073	248.8	1:35.125	172.34	0.520	16:25:53.509	
13 - D1	22.707	35.383	36.962	248.8	1:35.053	172.47	0.447	16:27:28.562	
14 - D1	22.602	35.334	36.998	250.0	1:34.935	(3)	172.69	0.329	16:29:03.497
15 - D1	23.045	36.268	39.321	246.0	1:38.634	166.21	4.028	16:30:42.132	
16 - D1	22.612	37.180	IN PIT	249.4	1:39.530	P	164.71	4.924	16:32:21.663
17 - D1	OUTLAP	37.637	40.482	246.0	3:19.583	82.14	1:44.977	16:35:41.246	
18 - D1	22.884	35.845	38.187	251.7	1:36.916	169.15	2.310	16:37:18.163	
19 - D1	22.496	36.035	37.699	250.5	1:36.230	170.36	1.624	16:38:54.393	
20 - D1	22.528	35.494	37.457	251.1	1:35.479	171.70	0.873	16:40:29.872	
21 - D1	22.527	36.182	37.735	251.1	1:36.444	169.98	1.838	16:42:06.317	
22 - D1	22.618	35.347	36.956	250.0	1:34.922	(2)	172.71	0.316	16:43:41.239
23 - D1	22.469	35.441	37.200	250.5	1:35.110	172.37	0.504	16:45:16.350	

P9 3 GT3S Absolute Racing

Audi R8 LMS GT3

IDEAL LAP TIME : 1:34.677

BEST LAP TIME : 1:34.677

DIFFERENCE : 0.000

D1: Franky CHENG

D2: Martin RUMP

LAP	SECTOR 1	SECTOR 2	SECTOR 3	SPEED TRAP	LAP TIME	KPH	DIFF	TIME OF DAY	
1 - D2	22.985	35.977	37.954	247.7	1:36.916	169.15	2.239	16:03:36.097	
2 - D2	22.970	35.980	37.245	247.7	1:36.195	170.42	1.518	16:05:12.293	
3 - D2	22.892	35.886	38.292	248.8	1:37.070	168.89	2.393	16:06:49.364	
4 - D2	40.370	1:15.964	IN PIT	79.6	2:48.692	P	97.18	1:14.015	16:09:38.057
5 - D2	OUTLAP	39.417	46.850	238.9	3:18.346	82.65	1:43.669	16:12:56.403	
6 - D2	23.151	54.926	38.853	211.3	1:56.930	140.20	22.252	16:14:53.334	
7 - D2	23.546	37.037	38.009	247.7	1:38.593	166.28	3.915	16:16:31.927	
8 - D2	22.992	35.457	37.418	247.7	1:35.867	171.01	1.190	16:18:07.795	
9 - D2	22.718	35.495	37.206	250.5	1:35.419	171.81	0.741	16:19:43.214	
10 - D2	22.460	35.387	36.830	252.3	1:34.677 (1)	173.16		16:21:17.891	
11 - D2	22.781	44.550	IN PIT	247.7	2:08.349	P	127.73	33.672	16:23:26.241
12 - D1	OUTLAP	36.581	38.168	244.3	3:19.565	82.15	1:44.888	16:26:45.806	
13 - D1	22.876	35.781	38.136	247.7	1:36.793	169.37	2.116	16:28:22.600	
14 - D1	22.817	35.996	37.812	248.8	1:36.625	169.66	1.948	16:29:59.226	
15 - D1	22.809	35.727	38.996	248.2	1:37.533	168.09	2.855	16:31:36.759	
16 - D1	22.730	35.718	37.345	248.8	1:35.794	171.14	1.116	16:33:12.553	
17 - D1	22.574	35.458	37.277	249.4	1:35.309	172.01	0.631	16:34:47.863	
18 - D1	22.703	35.425	37.044	248.8	1:35.172	(3)	172.26	0.494	16:36:23.035
19 - D1	22.685	35.466	37.539	250.0	1:35.690	171.32	1.013	16:37:58.725	
20 - D1	22.796	35.541	37.150	249.4	1:35.487	171.69	0.810	16:39:34.213	
21 - D1	22.693	35.584	38.811	250.0	1:37.089	168.85	2.411	16:41:11.302	
22 - D1	22.654	35.603	37.068	250.0	1:35.325	171.98	0.647	16:42:46.628	
23 - D1	22.749	35.583	40.259	251.1	1:38.591	166.28	3.914	16:44:25.219	
24 - D1	22.575	35.496	36.883	250.0	1:34.954	(2)	172.65	0.277	16:46:00.174

P10 86 GT3S OD Racing Team WRT

Audi R8 LMS GT3

IDEAL LAP TIME : 1:34.476

BEST LAP TIME : 1:34.679

DIFFERENCE : 0.203

D1: Aditya PATEL

D2: Mitchell GILBERT

LAP	SECTOR 1	SECTOR 2	SECTOR 3	SPEED TRAP	LAP TIME	KPH	DIFF	TIME OF DAY	
1 - D2	22.675	36.985	39.811	251.1	1:39.472	164.81	4.793	16:04:03.515	
2 - D2	22.572	35.600	37.588	250.5	1:35.760	171.20	1.081	16:05:39.276	
3 - D2	22.850	35.992	IN PIT	251.1	1:50.677	P	148.12	15.997	16:07:29.953
4 - D2	OUTLAP	37.801	39.199	220.4	2:49.220	96.88	1:14.541	16:10:19.173	
5 - D2	22.527	35.353	36.798	250.0	1:34.679 (1)	173.15		16:11:53.852	
6 - D2	22.540	35.150	36.949	250.0	1:34.639	D	173.23	16:13:28.492	

Chang International

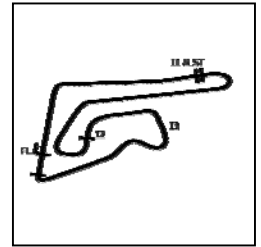
Circuit Length = 4.554 km

Start: 16:00 Flag 16:45 End: 16:48

Weather / Track : Sunny / Dry

Blancpain GT Series Asia 2018

FREE PRACTICE 2 - SECTOR ANALYSIS



SECTOR 1 = FL to I1, SECTOR 2 = I1 to I2 SECTOR 3 = I2 to I3, SECTOR 4 = I3 to FL, DIFF = Difference To Personal Best Lap, P = Crossed Finish Line in Pit Lane, D = Time Disallowed

7 - D2	23.132	35.606	37.038	248.2	1:35.777	171.17	1.098	16:15:04.269
8 - D2	22.616	35.291	37.263	250.5	1:35.170 (2)	172.26	0.491	16:16:39.440
9 - D2	22.702	35.305	IN PIT	250.0	1:39.040 P	165.53	4.361	16:18:18.481
10 - D1	OUTLAP	53.875	50.333	243.2	5:14.819	52.07	3:40.140	16:23:33.300
11 - D1	22.802	35.692	37.965	248.8	1:36.459	169.96	1.780	16:25:09.760
12 - D1	22.875	35.766	37.790	250.0	1:36.431	170.01	1.752	16:26:46.191
13 - D1	22.805	36.538	39.908	251.7	1:39.251	165.18	4.572	16:28:25.443
14 - D1	22.743	36.446	39.608	250.0	1:38.797	165.93	4.118	16:30:04.241
15 - D1	22.791	35.574	37.529	250.0	1:35.894	170.96	1.215	16:31:40.135
16 - D1	22.795	37.400	IN PIT	251.7	1:40.304 P	163.44	5.625	16:33:20.440
17 - D1	OUTLAP	36.564	38.941	244.3	8:01.176	34.07	6:26.497	16:41:21.616
18 - D1	22.964	35.496	38.317	250.0	1:36.778	169.40	2.099	16:42:58.394
19 - D1	22.825	35.540	37.107	250.0	1:35.472 (3)	171.71	0.793	16:44:33.867
20 - D1	23.792	35.883	37.285	247.7	1:36.961	169.08	2.282	16:46:10.828

P11 8 GT3PA ARN Racing

Ferrari 488 GT3

IDEAL LAP TIME : 1:34.590

BEST LAP TIME : 1:34.755

DIFFERENCE : 0.165

D1: Hiroaki NAGAI

D2: Daisuke ITO

LAP	SECTOR 1	SECTOR 2	SECTOR 3	SPEED TRAP	LAP TIME	KPH	DIFF	TIME OF DAY
1 - D1	23.852	37.949	38.375	246.5	1:40.176	163.65	5.421	16:04:00.818
2 - D1	23.157	36.297	38.689	247.1	1:38.143	167.04	3.388	16:05:38.962
3 - D1	22.886	36.004	IN PIT	250.0	1:49.445 P	149.79	14.690	16:07:28.408
4 - D1	OUTLAP	36.850	38.572	243.2	5:20.477	51.15	3:45.722	16:12:48.885
5 - D1	22.895	36.138	37.371	250.0	1:36.405	170.05	1.650	16:14:25.290
6 - D1	23.465	36.552	IN PIT	249.4	1:41.228 P	161.95	6.473	16:16:06.519
7 - D1	OUTLAP	37.384	37.971	247.1	3:31.741	77.42	1:56.986	16:19:38.260
8 - D1	22.842	36.042	37.344	248.8	1:36.228	170.36	1.473	16:21:14.489
9 - D1	22.703	39.712	1:09.235	249.4	2:11.651	124.52	36.896	16:23:26.140
10 - D1	22.608	36.013	37.360	251.7	1:35.981	170.80	1.226	16:25:02.122
11 - D1	23.182	35.894	IN PIT	247.7	1:41.346 P	161.76	6.591	16:26:43.469
12 - D2	OUTLAP	39.494	38.158	237.8	2:59.792	91.18	1:25.037	16:29:43.261
13 - D2	22.735	35.810	37.196	248.8	1:35.741	171.23	0.986	16:31:19.003
14 - D2	22.787	35.711	37.268	249.4	1:35.766	171.19	1.011	16:32:54.769
15 - D2	22.698	35.534	37.120	250.5	1:35.352 (3)	171.93	0.597	16:34:30.122
16 - D2	22.501	37.166	IN PIT	252.9	1:39.829 P	164.22	5.074	16:36:09.952
17 - D2	OUTLAP	35.811	38.819	248.2	3:22.763	80.85	1:48.008	16:39:32.715
18 - D2	22.869	35.744	38.271	250.0	1:36.884	169.21	2.129	16:41:09.600
19 - D2	22.659	35.414	36.943	249.4	1:35.017 (2)	172.54	0.262	16:42:44.617
20 - D2	23.726	35.972	37.960	249.4	1:37.658	167.87	2.903	16:44:22.276
21 - D2	22.666	35.187	36.901	250.0	1:34.755 (1)	173.07		16:45:57.031

P12 27 GT3S HubAuto Corsa

Ferrari 488 GT3

IDEAL LAP TIME : 1:34.813

BEST LAP TIME : 1:35.263

DIFFERENCE : 0.449

D1: Hongli YE

D2: Nick FOSTER

LAP	SECTOR 1	SECTOR 2	SECTOR 3	SPEED TRAP	LAP TIME	KPH	DIFF	TIME OF DAY
1 - D1	22.665	36.469	37.698	248.8	1:36.832	169.30	1.569	16:03:42.471
2 - D1	22.556	35.714	36.992	249.4	1:35.263 (1)	172.09		16:05:17.734
3 - D1	22.449	35.683	40.438	251.7	1:38.571	166.31	3.308	16:06:56.305
4 - D1	53.811	1:06.453	37.585	80.2	2:37.849	103.86	1:02.586	16:09:34.155
5 - D1	22.465	35.845	37.639	250.0	1:35.949	170.86	0.686	16:11:10.104
6 - D1	22.481	36.298	38.741	250.5	1:37.521	168.11	2.258	16:12:47.625
7 - D1	22.725	36.028	37.420	248.8	1:36.173	170.46	0.910	16:14:23.799
8 - D1	23.769	36.913	IN PIT	249.4	1:40.445 P	163.21	5.182	16:16:04.245
9 - D2	OUTLAP	36.436	38.222	248.2	3:38.946	74.87	2:03.683	16:19:43.191
10 - D2	22.368	35.991	37.161	250.5	1:35.521	171.63	0.258	16:21:18.712
11 - D2	22.626	44.273	56.866	250.0	2:03.765	132.46	28.502	16:23:22.478
12 - D2	22.668	35.551	IN PIT	248.8	1:55.473 P	141.97	20.210	16:25:17.952
13 - D2	OUTLAP	35.864	37.719	246.0	5:24.637	50.50	3:49.374	16:30:42.589
14 - D2	22.469	36.416	37.026	250.5	1:35.912	170.93	0.649	16:32:18.501
15 - D2	22.555	35.453	37.338	249.4	1:35.347 (3)	171.94	0.084	16:33:53.848
16 - D2	22.753	35.901	37.544	249.4	1:36.198	170.42	0.935	16:35:30.047
17 - D2	22.544	35.588	37.627	250.0	1:35.759	171.20	0.496	16:37:05.806
18 - D2	22.553	35.483	37.243	250.0	1:35.279 (2)	172.06	0.016	16:38:41.085

Weather / Track : Sunny / Dry

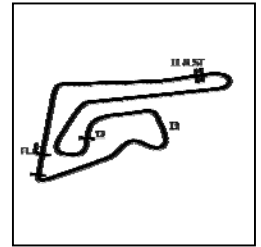
Chang International

Circuit Length = 4.554 km

Start: 16:00 Flag 16:45 End: 16:48

Blancpain GT Series Asia 2018

FREE PRACTICE 2 - SECTOR ANALYSIS



SECTOR 1 = FL to I1, SECTOR 2 = I1 to I2 SECTOR 3 = I2 to I3, SECTOR 4 = I3 to FL, DIFF = Difference To Personal Best Lap, P = Crossed Finish Line in Pit Lane, D = Time Disallowed

19 - D2	22.910	36.231	IN PIT	248.2	1:38.236	P	166.88	2.973	16:40:19.322
20 - D1	OUTLAP	36.551	38.032	248.2	3:06.446		87.93	1:31.183	16:43:25.768
21 - D1	22.514	36.283	38.113	250.5	1:36.910		169.17	1.647	16:45:02.679

P13 991 GT3S Craft Bamboo Racing

Porsche 991 GT3R

IDEAL LAP TIME : 1:35.195

BEST LAP TIME : 1:35.284

DIFFERENCE : 0.089

D1: Aidan READ

D2: Darryl O'YOUNG

LAP	SECTOR 1	SECTOR 2	SECTOR 3	SPEED TRAP	LAP TIME	KPH	DIFF	TIME OF DAY
1 - D1	22.852	35.984	37.783	247.7	1:36.620	169.67	1.336	16:03:45.608
2 - D1	22.667	36.212	37.757	249.4	1:36.636	169.64	1.352	16:05:22.245
3 - D1	22.853	36.101	39.405	248.8	1:38.359	166.67	3.075	16:07:00.605
4 - D1	55.172	1:07.970	IN PIT	79.8	2:44.221	P	1:08.937	16:09:44.827
5 - D1	OUTLAP	37.024	37.574	242.6	5:26.189	50.26	3:50.905	16:15:11.016
6 - D1	22.795	35.732	37.391	246.5	1:35.918	(3) 170.91	0.634	16:16:46.935
7 - D1	22.726	35.688	37.319	247.7	1:35.733	D 171.24	0.449	16:18:22.669
8 - D1	22.702	35.919	37.783	248.2	1:36.404	170.05	1.120	16:19:59.074
9 - D1	23.394	36.211	38.122	246.0	1:37.727	167.75	2.443	16:21:36.801
10 - D1	22.699	1:07.460	IN PIT	247.1	2:10.777	P 125.36	35.493	16:23:47.579
11 - D1	OUTLAP	36.922	37.901	237.3	3:02.796	89.68	1:27.512	16:26:50.375
12 - D1	22.965	36.192	37.725	247.1	1:36.882	169.21	1.598	16:28:27.258
13 - D1	22.736	36.139	IN PIT	248.2	1:41.154	P 162.07	5.869	16:30:08.412
14 - D1	OUTLAP	43.827	42.632	128.5	3:31.329	77.57	1:56.045	16:33:39.741
15 - D1	22.627	36.322	40.923	247.1	1:39.872	164.15	4.588	16:35:19.614
16 - D1	22.710	35.840	36.966	246.5	1:35.517	(2) 171.63	0.233	16:36:55.131
17 - D1	22.686	35.601	36.996	247.1	1:35.284	(1) 172.05		16:38:30.415
18 - D1	26.064	45.237	IN PIT	174.1	2:03.333	P 132.92	28.049	16:40:33.749

P14 63 GT3PA FFF Racing Team by ACM

Lamborghini Huracan GT3

IDEAL LAP TIME : 1:33.922

BEST LAP TIME : 1:35.404

DIFFERENCE : 1.482

D1: Hiroshi HAMAGUCHI

D2: Marco MAPELLI

LAP	SECTOR 1	SECTOR 2	SECTOR 3	SPEED TRAP	LAP TIME	KPH	DIFF	TIME OF DAY
1 - D1	OUTLAP	36.570	37.471	244.3	4:02.224	67.68	2:26.820	16:05:49.790
2 - D1	22.498	36.702	IN PIT	249.4	2:01.068	P 135.41	25.663	16:07:50.859
3 - D1	OUTLAP	37.446	38.837	244.8	2:58.047	92.07	1:22.643	16:10:48.906
4 - D1	23.882	36.456	39.626	248.2	1:39.964	164.00	4.559	16:12:28.871
5 - D1	23.490	37.142	39.197	248.8	1:39.830	164.22	4.425	16:14:08.701
6 - D1	22.963	36.084	38.178	249.4	1:37.225	168.62	1.820	16:15:45.927
7 - D1	22.617	35.808	38.229	250.5	1:36.654	169.61	1.249	16:17:22.581
8 - D1	22.719	36.756	37.723	251.7	1:37.198	168.66	1.793	16:18:59.779
9 - D1	22.848	35.857	37.601	251.1	1:36.306	170.23	0.902	16:20:36.086
10 - D1	22.605	35.861	40.402	251.1	1:38.869	165.81	3.464	16:22:14.955
11 - D1	51.479	37.532	38.012	154.7	2:07.023	129.06	31.618	16:24:21.979
12 - D1	22.439	35.713	37.251	252.3	1:35.404	(1) 171.84		16:25:57.383
13 - D1	22.528	35.642	37.516	251.7	1:35.686	(2) 171.33	0.282	16:27:33.070
14 - D1	22.256	35.562	37.491	252.3	1:35.310	D 172.01		16:29:08.380
15 - D1	22.439	36.580	38.804	252.3	1:37.823	167.59	2.419	16:30:46.204
16 - D1	22.495	35.828	37.683	251.7	1:36.007	(3) 170.76	0.602	16:32:22.211
17 - D1	22.426	36.019	37.941	252.9	1:36.387	170.08	0.982	16:33:58.598
18 - D1	22.352	36.275	IN PIT	253.5	1:40.462	P 163.18	5.057	16:35:39.061
19 - D1	OUTLAP	35.490	39.635	247.7	3:20.281	81.85	1:44.876	16:38:59.342
20 - D1	22.277	35.111	36.554	251.7	1:33.943	D 174.51		16:40:33.285
21 - D1	23.233	36.872	IN PIT	244.8	1:39.409	P 164.91	4.004	16:42:12.695

P15 911 GT3S Craft Bamboo Racing

Porsche 991 GT3R

IDEAL LAP TIME : 1:35.657

BEST LAP TIME : 1:35.727

DIFFERENCE : 0.070

D1: Shae DAVIES

D2: Sandy STUVIK

LAP	SECTOR 1	SECTOR 2	SECTOR 3	SPEED TRAP	LAP TIME	KPH	DIFF	TIME OF DAY
1 - D2	22.843	36.974	37.872	247.1	1:37.689	167.82	1.961	16:03:40.480
2 - D2	22.784	36.142	37.441	247.7	1:36.367	170.12	0.639	16:05:16.847
3 - D2	22.660	35.962	39.773	247.7	1:38.395	166.61	2.667	16:06:55.243
4 - D2	53.744	1:08.798	37.798	79.7	2:40.341	102.24	1:04.613	16:09:35.584
5 - D2	22.739	35.969	37.685	247.7	1:36.394	170.07	0.666	16:11:11.978

Weather / Track : Sunny / Dry

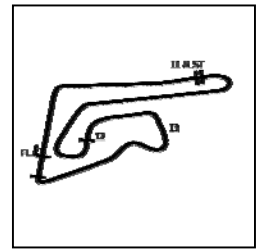
Chang International

Circuit Length = 4.554 km

Start: 16:00 Flag 16:45 End: 16:48

Blancpain GT Series Asia 2018

FREE PRACTICE 2 - SECTOR ANALYSIS



SECTOR 1 = FL to I1, SECTOR 2 = I1 to I2 SECTOR 3 = I2 to I3, SECTOR 4 = I3 to FL, DIFF = Difference To Personal Best Lap, P = Crossed Finish Line in Pit Lane, D = Time Disallowed

6 - D2	22.682	36.008	38.670	250.0	1:37.360	168.38	1.632	16:12:49.339
7 - D2	22.781	36.346	IN PIT	252.3	1:38.908	P 165.75	3.180	16:14:28.247
8 - D1	OUTLAP	36.434	38.259	243.7	3:04.369	88.92	1:28.641	16:17:32.616
9 - D1	23.343	36.768	37.505	246.0	1:37.616	167.94	1.888	16:19:10.233
10 - D1	22.595	35.977	3:04.774	248.8	4:03.346	67.37	2:27.618	16:23:13.579
11 - D1	23.140	36.033	37.328	246.0	1:36.501	169.88	0.773	16:24:50.081
12 - D1	22.838	35.965	37.213	246.5	1:36.016	(2) 170.74	0.288	16:26:26.097
13 - D1	22.818	36.625	38.408	247.7	1:37.851	167.54	2.123	16:28:03.948
14 - D1	22.696	36.204	37.333	249.4	1:36.234	170.35	0.506	16:29:40.182
15 - D1	22.620	36.056	41.145	248.2	1:39.822	164.23	4.094	16:31:20.004
16 - D1	22.693	36.059	IN PIT	250.0	1:41.149	P 162.08	5.421	16:33:01.154
17 - D2	OUTLAP	36.717	37.979	245.4	4:14.630	64.38	2:38.902	16:37:15.784
18 - D2	22.959	36.260	37.471	247.7	1:36.690	169.55	0.962	16:38:52.474
19 - D2	22.702	35.898	37.577	248.8	1:36.177	(3) 170.45	0.449	16:40:28.652
20 - D2	22.710	36.732	41.723	227.3	1:41.166	162.05	5.438	16:42:09.818
21 - D2	22.845	35.955	38.184	248.8	1:36.984	169.04	1.257	16:43:46.803
22 - D2	22.555	35.889	37.283	250.0	1:35.727	(1) 171.26		16:45:22.531

P16 5 GT3S Phoenix Racing Asia

Audi R8 LMS GT3

IDEAL LAP TIME : 1:35.457

BEST LAP TIME : 1:35.843

DIFFERENCE : 0.385

D1: Marchy LEE

D2: Alex YOONG

LAP	SECTOR 1	SECTOR 2	SECTOR 3	SPEED TRAP	LAP TIME	KPH	DIFF	TIME OF DAY
1 - D1	23.801	37.854	37.751	225.9	1:39.406	164.92	3.563	16:03:53.704
2 - D1	22.831	35.980	37.641	248.2	1:36.453	169.97	0.610	16:05:30.157
3 - D1	22.757	35.830	37.564	249.4	1:36.152	(3) 170.50	0.309	16:07:06.309
4 - D1	1:09.768	51.428	38.748	78.7	2:39.944	102.50	1:04.101	16:09:46.254
5 - D1	22.940	35.732	37.314	247.1	1:35.987	(2) 170.79	0.143	16:11:22.241
6 - D1	22.882	35.654	37.798	247.7	1:36.335	170.18	0.492	16:12:58.576
7 - D1	22.988	36.177	IN PIT	250.0	1:40.979	P 162.35	5.136	16:14:39.556
8 - D2	OUTLAP	36.217	37.712	243.7	3:33.282	76.86	1:57.438	16:18:12.838
9 - D2	22.818	35.909	37.720	247.1	1:36.447	169.98	0.604	16:19:49.285
10 - D2	22.750	36.041	37.461	247.7	1:36.253	170.32	0.410	16:21:25.538
11 - D2	23.041	54.019	52.603	247.7	2:09.663	126.43	33.820	16:23:35.202
12 - D2	22.762	35.677	37.403	247.7	1:35.843	(1) 171.05		16:25:11.045
13 - D2	23.327	35.782	37.288	247.1	1:36.397	170.07	0.554	16:26:47.443
14 - D2	22.855	37.107	38.701	250.0	1:38.663	166.16	2.820	16:28:26.107
15 - D2	22.723	36.313	IN PIT	249.4	1:41.169	P 162.04	5.326	16:30:07.277
16 - D2	OUTLAP	42.067	41.451	161.9	7:21.859	37.10	5:46.016	16:37:29.136
17 - D2	23.997	38.871	38.810	202.6	1:41.678	161.23	5.835	16:39:10.815
18 - D2	22.832	36.222	38.801	248.2	1:37.855	167.53	2.012	16:40:48.670
19 - D2	22.515	35.804	IN PIT	249.4	1:39.657	P 164.50	3.814	16:42:28.328
20 - D2	OUTLAP	36.261	IN PIT	245.4	3:06.085	P 88.10	1:30.241	16:45:34.413

P17 45 GT3AM KCMG

Audi R8 LMS GT3

IDEAL LAP TIME : 1:35.415

BEST LAP TIME : 1:35.941

DIFFERENCE : 0.525

D1: Naoto TAKEDA

D2: Takuya SHIRASAKA

LAP	SECTOR 1	SECTOR 2	SECTOR 3	SPEED TRAP	LAP TIME	KPH	DIFF	TIME OF DAY
1 - D2	23.088	35.932	37.732	248.2	1:36.753	169.44	0.812	16:03:48.530
2 - D2	22.846	36.873	37.458	251.1	1:37.178	168.70	1.236	16:05:25.708
3 - D2	22.883	35.763	37.295	250.0	1:35.941	(1) 170.87		16:07:01.650
4 - D2	55.955	1:05.235	38.860	78.6	2:40.051	102.43	1:04.109	16:09:41.701
5 - D2	22.892	35.444	37.683	250.0	1:36.020	(2) 170.73	0.078	16:11:17.721
6 - D2	22.844	36.083	40.072	248.2	1:39.000	165.59	3.059	16:12:56.721
7 - D2	22.866	36.218	37.709	252.3	1:36.793	169.37	0.851	16:14:33.515
8 - D2	22.799	35.925	38.175	250.5	1:36.900	169.18	0.959	16:16:10.415
9 - D2	22.863	36.192	37.558	250.0	1:36.613	169.69	0.672	16:17:47.029
10 - D2	22.844	35.818	37.817	249.4	1:36.480	(3) 169.92	0.538	16:19:23.509
11 - D2	22.676	35.716	IN PIT	251.7	1:39.172	P 165.31	3.231	16:21:02.682
12 - D1	OUTLAP	39.418	43.196	239.4	10:37.714	25.70	9:01.773	16:31:40.396
13 - D1	23.706	37.246	39.192	247.7	1:40.145	163.70	4.203	16:33:20.541
14 - D1	23.117	37.199	IN PIT	249.4	1:43.789	P 157.95	7.848	16:35:04.331

Weather / Track : Sunny / Dry

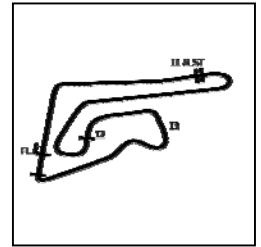
Chang International

Circuit Length = 4.554 km

Start: 16:00 Flag 16:45 End: 16:48

Blancpain GT Series Asia 2018

FREE PRACTICE 2 - SECTOR ANALYSIS



SECTOR 1 = FL to I1, SECTOR 2 = I1 to I2 SECTOR 3 = I2 to I3, SECTOR 4 = I3 to FL, DIFF = Difference To Personal Best Lap, P = Crossed Finish Line in Pit Lane, D = Time Disallowed

P18 97 GT3PA Indigo Racing				Mercedes-AMG GT3				
IDEAL LAP TIME : 1:35.640		BEST LAP TIME : 1:36.142		DIFFERENCE : 0.502				
D1: Juwon SEO		D2: Roelof BRUINS						
LAP	SECTOR 1	SECTOR 2	SECTOR 3	SPEED TRAP	LAP TIME	KPH	DIFF	TIME OF DAY
1 - D2	25.920	40.652	41.347	201.8	1:47.919	151.91	11.776	16:04:53.236
2 - D2	23.594	37.412	38.405	242.6	1:39.411	164.91	3.268	16:06:32.648
3 - D2	23.021	1:10.091	IN PIT	245.4	2:33.623	P 106.71	57.481	16:09:06.272
4 - D1	OUTLAP	42.263	39.990	213.4	3:46.734	72.30	2:10.592	16:12:53.006
5 - D1	23.015	37.130	39.798	246.5	1:39.943	164.03	3.801	16:14:32.950
6 - D1	22.744	36.071	37.932	245.4	1:36.747	169.45	0.604	16:16:09.698
7 - D1	23.569	36.643	38.442	219.5	1:38.655	166.17	2.513	16:17:48.353
8 - D1	22.738	35.795	38.294	246.5	1:36.827	169.31	0.684	16:19:25.181
9 - D1	22.858	36.393	39.450	246.5	1:38.702	166.09	2.559	16:21:03.883
10 - D1	22.815	36.068	IN PIT	244.8	2:03.656	P 132.58	27.513	16:23:07.540
11 - D1	OUTLAP	36.517	38.899	243.7	3:46.916	72.24	2:10.773	16:26:54.456
12 - D1	22.567	35.904	38.196	248.2	1:36.668	(3) 169.59	0.525	16:28:31.124
13 - D1	22.826	36.848	39.280	248.2	1:38.954	165.67	2.811	16:30:10.079
14 - D1	22.835	35.753	37.554	246.5	1:36.142	(1) 170.52		16:31:46.222
15 - D1	22.612	37.563	38.203	247.1	1:38.379	166.64	2.236	16:33:24.601
16 - D1	22.493	35.626	IN PIT	247.7	1:40.647	P 162.88	4.505	16:35:05.249
17 - D2	OUTLAP	39.759	38.838	212.5	9:22.160	29.16	7:46.017	16:44:27.409
18 - D2	22.991	35.631	37.520	247.7	1:36.143	(2) 170.52	0.000	16:46:03.552

P19 51 GT3AM AMAC Motorsport				Lamborghini Huracan GT3				
IDEAL LAP TIME : 1:35.640		BEST LAP TIME : 1:36.460		DIFFERENCE : 0.820				
D1: Andrew MACPHERSON		D2: William PORTER						
LAP	SECTOR 1	SECTOR 2	SECTOR 3	SPEED TRAP	LAP TIME	KPH	DIFF	TIME OF DAY
1 - D1	24.103	40.321	41.937	244.8	1:46.361	154.13	9.900	16:04:06.350
2 - D1	24.369	38.798	41.080	242.1	1:44.247	157.26	7.786	16:05:50.598
3 - D1	23.537	41.615	IN PIT	247.7	2:22.177	P 115.30	45.716	16:08:12.775
4 - D1	OUTLAP	38.531	41.112	244.8	3:00.764	90.69	1:24.303	16:11:13.539
5 - D1	23.818	39.119	42.160	245.4	1:45.097	155.99	8.636	16:12:58.637
6 - D1	24.092	38.501	40.812	249.4	1:43.405	158.54	6.944	16:14:42.042
7 - D1	23.331	38.450	40.037	250.0	1:41.818	161.01	5.358	16:16:23.861
8 - D1	23.564	38.170	IN PIT	248.8	1:46.227	P 154.33	9.766	16:18:10.089
9 - D2	OUTLAP	38.657	55.681	211.7	4:31.941	60.28	2:55.480	16:22:42.030
10 - D2	35.257	37.662	39.489	238.4	1:52.409	145.84	15.948	16:24:34.439
11 - D2	23.183	37.169	37.949	248.2	1:38.301	166.77	1.840	16:26:12.741
12 - D2	23.059	37.250	37.512	248.8	1:37.821	167.59	1.360	16:27:50.562
13 - D2	22.900	36.746	39.230	249.4	1:38.876	165.80	2.415	16:29:29.438
14 - D2	22.929	36.591	37.771	248.8	1:37.292	168.50	0.831	16:31:06.730
15 - D2	23.885	36.395	37.692	251.7	1:37.973	167.33	1.512	16:32:44.703
16 - D2	22.702	37.099	37.754	252.3	1:37.555	168.05	1.094	16:34:22.259
17 - D2	22.746	36.461	37.253	251.7	1:36.460	(1) 169.95		16:35:58.720
18 - D2	22.585	35.801	38.381	251.1	1:36.767	(2) 169.42	0.306	16:37:35.488
19 - D2	22.826	36.228	IN PIT	250.5	1:39.009	P 165.58	2.548	16:39:14.498
20 - D2	OUTLAP	36.759	38.848	248.2	2:27.461	111.17	51.000	16:41:41.959
21 - D2	23.449	36.451	38.515	248.8	1:38.415	166.58	1.954	16:43:20.375
22 - D2	23.450	36.947	37.892	248.2	1:38.289	166.79	1.828	16:44:58.664
23 - D2	22.695	36.336	37.771	251.1	1:36.802	(3) 169.35	0.342	16:46:35.467

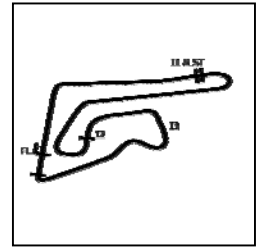
P20 72 GT4AM Team iRaceWin				Mercedes-AMG GT4				
IDEAL LAP TIME : 1:44.952		BEST LAP TIME : 1:45.222		DIFFERENCE : 0.270				
D1: Ringo CHONG		D2: Gilles VANNELET						
LAP	SECTOR 1	SECTOR 2	SECTOR 3	SPEED TRAP	LAP TIME	KPH	DIFF	TIME OF DAY
1 - D2	25.636	41.125	42.979	228.3	1:49.740	149.39	4.517	16:04:36.769
2 - D2	25.003	39.681	40.538	231.2	1:45.222	(1) 155.80		16:06:21.997
3 - D2	24.994	1:00.587	IN PIT	231.7	2:40.777	P 101.96	55.554	16:09:02.769
4 - D1	OUTLAP	41.953	42.538	206.1	4:52.667	56.01	3:07.444	16:13:55.436
5 - D1	25.729	40.262	41.880	228.8	1:47.872	151.97	2.649	16:15:43.308
6 - D1	25.634	40.617	41.624	229.2	1:47.875	151.97	2.652	16:17:31.184
7 - D1	26.176	39.999	41.502	228.3	1:47.678	152.25	2.455	16:19:18.862

Weather / Track : Sunny / Dry

Chang International
Circuit Length = 4.554 km
Start: 16:00 Flag 16:45 End: 16:48

Blancpain GT Series Asia 2018

FREE PRACTICE 2 - SECTOR ANALYSIS



SECTOR 1 = FL to I1, SECTOR 2 = I1 to I2 SECTOR 3 = I2 to I3, SECTOR 4 = I3 to FL, DIFF = Difference To Personal Best Lap, P = Crossed Finish Line in Pit Lane, D = Time Disallowed

Lap	FL	I1	I2	I3	FL	DIFF	P	D	Time
8 - D1	25.412		39.984		42.221	231.2			1:47.617 152.33 2.394 16:21:06.480
9 - D1	25.540		39.946		1:10.795	230.7			2:16.281 120.29 31.058 16:23:22.761
10 - D1	25.311		39.850		41.730	231.2			1:46.891 153.37 1.668 16:25:09.653
11 - D1	25.368		40.328		41.524	232.2			1:47.221 152.90 1.998 16:26:56.874
12 - D1	25.221		39.663		41.434	230.7			1:46.318 154.20 1.095 16:28:43.193
13 - D1	25.725		39.860		40.904	229.2			1:46.490 153.95 1.267 16:30:29.683
14 - D1	25.534		39.752		41.073	230.2			1:46.359 154.14 1.136 16:32:16.043
15 - D1	25.533		39.924		41.768	232.7			1:47.225 152.89 2.003 16:34:03.269
16 - D1	25.386		39.669		40.884	232.7		(2)	1:45.940 154.75 0.717 16:35:49.209
17 - D1	25.419		39.436		42.097	232.2			1:46.952 153.28 1.729 16:37:36.162
18 - D1	25.568		40.330		43.596	231.2			1:49.494 149.72 4.271 16:39:25.656
19 - D1	25.787		39.690		42.009	230.7			1:47.486 152.52 2.263 16:41:13.143
20 - D1	25.098		39.907		41.116	233.7		(3)	1:46.121 154.48 0.898 16:42:59.265
21 - D1	25.519		39.419		41.334	230.2			1:46.272 154.26 1.049 16:44:45.537
22 - D1	25.486		40.042		41.598	230.2			1:47.127 153.03 1.904 16:46:32.664

P21 81 GT4AM BMW Team Studie

BMW M4 GT4

IDEAL LAP TIME : 1:44.938

BEST LAP TIME : 1:45.311

DIFFERENCE : 0.373

D1: Takayuki KINOSHITA

D2: Sunako JUKUCHOU

LAP	SECTOR 1	SECTOR 2	SECTOR 3	SPEED TRAP	LAP TIME	KPH	DIFF	TIME OF DAY
1 - D2	25.175	39.899	41.625	232.7	1:46.699	153.64	1.388	16:04:07.845
2 - D2	24.842	39.504	41.687	233.2	1:46.033	154.61	0.722	16:05:53.879
3 - D2	24.943	39.522	1:11.147	232.2	2:15.613	120.89	30.301	16:08:09.492
4 - D2	48.504	40.663	IN PIT	187.1	2:17.036	P 119.63	31.724	16:10:26.529
5 - D2	OUTLAP	40.262	41.098	231.7	2:08.033	128.04	22.722	16:12:34.562
6 - D2	24.939	39.643	41.215	234.7	1:45.798	154.95	0.486	16:14:20.360
7 - D2	25.024	39.786	42.302	232.2	1:47.112	153.05	1.800	16:16:07.473
8 - D2	25.078	39.556	41.309	233.2	1:45.943	154.74	0.631	16:17:53.416
9 - D2	25.018	39.558	41.146	231.2	1:45.723	155.06	0.411	16:19:39.139
10 - D2	24.970	39.435	41.403	232.7	1:45.808	154.94	0.496	16:21:24.948
11 - D2	25.107	57.973	IN PIT	233.7	2:19.136	P 117.83	33.824	16:23:44.084
12 - D2	OUTLAP	39.500	IN PIT	230.2	4:30.937	P 60.51	2:45.625	16:28:15.021
13 - D1	OUTLAP	39.914	42.519	230.7	4:26.725	61.46	2:41.413	16:32:41.746
14 - D1	25.065	39.468	41.020	233.7	1:45.554	(2) 155.31	0.242	16:34:27.300
15 - D1	25.245	39.636	41.055	232.7	1:45.936	154.75	0.625	16:36:13.237
16 - D1	25.110	39.075	42.627	232.7	1:46.813	153.48	1.501	16:38:00.050
17 - D1	25.410	39.294	43.086	232.2	1:47.790	152.09	2.479	16:39:47.841
18 - D1	25.061	39.400	41.169	233.7	1:45.631	(3) 155.20	0.319	16:41:33.472
19 - D1	24.959	39.238	41.114	232.2	1:45.311 (1)	155.67		16:43:18.784
20 - D1	25.152	39.788	42.254	234.7	1:47.195	152.93	1.883	16:45:05.979

P22 666 GT4AM GruppeM Racing Team

Mercedes-AMG GT4

IDEAL LAP TIME : 1:44.450

BEST LAP TIME : 1:45.820

DIFFERENCE : 1.369

D2: Reinhold RENGER

LAP	SECTOR 1	SECTOR 2	SECTOR 3	SPEED TRAP	LAP TIME	KPH	DIFF	TIME OF DAY
1 - D2	25.628	41.950	41.768	199.6	1:49.347	149.92	3.527	16:04:29.138
2 - D2	25.144	39.526	41.829	232.2	1:46.499	153.93	0.679	16:06:15.638
3 - D2	25.261	1:01.379	IN PIT	231.7	2:43.647	P 100.18	57.827	16:08:59.286
4 - D2	OUTLAP	39.999	41.266	226.4	4:10.034	65.56	2:24.214	16:13:09.320
5 - D2	25.150	39.376	42.621	230.2	1:47.147	153.00	1.327	16:14:56.468
6 - D2	25.158	39.326	41.908	230.7	1:46.392	154.09	0.572	16:16:42.861
7 - D2	25.621	39.425	41.034	229.2	1:46.080	154.54	0.260	16:18:28.941
8 - D2	25.936	39.656	43.532	226.8	1:49.124	150.23	3.304	16:20:18.066
9 - D2	25.177	39.815	IN PIT	231.7	1:50.927	P 147.79	5.107	16:22:08.994
10 - D2	OUTLAP	39.454	43.307	227.8	6:18.071	43.36	4:32.251	16:28:27.065
11 - D2	24.979	40.285	41.055	230.7	1:46.319	154.19	0.499	16:30:13.385
12 - D2	25.211	39.106	41.874	231.2	1:46.191	154.38	0.371	16:31:59.576
13 - D2	25.623	39.161	IN PIT	229.2	1:49.268	P 150.03	3.448	16:33:48.845
14 - D2	OUTLAP	39.590	40.821	227.3	4:22.032	62.56	2:36.211	16:38:10.877
15 - D2	25.175	38.758	42.130	231.2	1:46.063	(3) 154.57	0.243	16:39:56.940
16 - D2	25.216	39.313	41.352	232.2	1:45.882	(2) 154.83	0.062	16:41:42.822
17 - D2	24.871	39.243	41.705	232.2	1:45.820 (1)	154.92		16:43:28.642
18 - D2	25.535	39.108	IN PIT	230.7	1:52.878	P 145.23	7.058	16:45:21.521

Weather / Track : Sunny / Dry

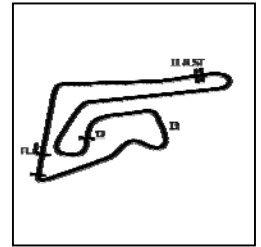
Chang International

Circuit Length = 4.554 km

Start: 16:00 Flag 16:45 End: 16:48

Blancpain GT Series Asia 2018

FREE PRACTICE 2 - SECTOR ANALYSIS



SECTOR 1 = FL to I1, SECTOR 2 = I1 to I2 SECTOR 3 = I2 to I3, SECTOR 4 = I3 to FL, DIFF = Difference To Personal Best Lap, P = Crossed Finish Line in Pit Lane, D = Time Disallowed

P23 82 GT4AM BMW Team Studie				BMW M4 GT4				
IDEAL LAP TIME : 1:45.948		BEST LAP TIME : 1:46.961		DIFFERENCE : 1.012				
D1: Ken URATA		D2: Max CHEN						
LAP	SECTOR 1	SECTOR 2	SECTOR 3	SPEED TRAP	LAP TIME	KPH	DIFF	TIME OF DAY
1 - D2	OUTLAP	41.910	42.345	233.7	3:52.916	70.38	2:05.955	16:06:18.931
2 - D2	25.310	51.974	1:16.166	231.2	2:33.451	106.83	46.490	16:08:52.382
3 - D2	26.986	40.109	42.243	231.7	1:49.338 D	149.94	2.377	16:10:41.721
4 - D2	25.086	41.410	45.890	231.7	1:52.387	145.87	5.425	16:12:34.108
5 - D2	26.499	39.548	42.671	233.2	1:48.719	150.79	1.757	16:14:22.827
6 - D2	25.771	39.864	42.712	230.2	1:48.347	151.31	1.386	16:16:11.175
7 - D2	25.308	41.264	44.276	230.2	1:50.849	147.89	3.888	16:18:02.024
8 - D2	25.924	43.007	42.145	232.2	1:51.077	147.59	4.116	16:19:53.101
9 - D2	25.325	41.265	49.971	230.2	1:56.562	140.64	9.600	16:21:49.663
10 - D2	41.853	1:05.245	IN PIT	78.7	2:35.244	P 105.60	48.283	16:24:24.908
11 - D1	OUTLAP	40.715	42.059	232.2	3:53.493	70.21	2:06.531	16:28:18.401
12 - D1	25.712	41.440	42.877	234.2	1:50.029	148.99	3.068	16:30:08.430
13 - D1	25.708	40.437	41.936	232.7	1:48.081	151.68	1.120	16:31:56.512
14 - D1	25.442	41.023	41.313	232.7	1:47.779 (2)	152.11	0.818	16:33:44.291
15 - D1	25.653	40.746	41.645	231.2	1:48.044 (3)	151.73	1.083	16:35:32.336
16 - D1	25.248	40.272	42.628	232.7	1:48.149	151.59	1.188	16:37:20.485
17 - D1	25.242	40.085	41.633	232.7	1:46.961 (1)	153.27		16:39:07.446
18 - D1	25.717	40.803	41.566	231.7	1:48.087	151.67	1.125	16:40:55.533
19 - D1	25.280	40.580	42.268	232.2	1:48.128	151.61	1.167	16:42:43.662
20 - D1	25.777	41.351	41.771	230.7	1:48.900	150.54	1.939	16:44:32.562
21 - D1	25.634	40.459	42.108	233.7	1:48.201	151.51	1.240	16:46:20.764

P24 77 GT4AM Craft Bamboo Racing				Porsche Cayman GT4 Clubsport MR				
IDEAL LAP TIME : 1:46.688		BEST LAP TIME : 1:47.253		DIFFERENCE : 0.565				
D1: Frank YU		D2: Jean Marc MERLIN						
LAP	SECTOR 1	SECTOR 2	SECTOR 3	SPEED TRAP	LAP TIME	KPH	DIFF	TIME OF DAY
1 - D2	25.562	40.926	42.190	228.8	1:48.678	150.85	1.424	16:04:23.550
2 - D2	25.511	40.750	42.081	228.3	1:48.342	151.32	1.088	16:06:11.892
3 - D2	25.339	45.531	IN PIT	229.2	2:27.134 P	111.42	39.880	16:08:39.026
4 - D2	OUTLAP	41.421	41.950	223.1	3:48.908	71.61	2:01.654	16:12:27.934
5 - D2	25.830	40.144	42.442	229.2	1:48.417	151.21	1.163	16:14:16.351
6 - D2	25.414	40.680	44.010	228.8	1:50.104	148.89	2.850	16:16:06.456
7 - D2	25.644	40.658	42.140	228.3	1:48.442	151.18	1.188	16:17:54.899
8 - D2	25.504	40.684	41.742	228.8	1:47.931	151.89	0.677	16:19:42.830
9 - D2	25.453	40.752	IN PIT	228.8	1:50.580	P 148.25	3.326	16:21:33.411
10 - D1	OUTLAP	41.099	42.032	224.5	3:53.142	70.31	2:05.888	16:25:26.553
11 - D1	25.528	40.339	41.774	229.2	1:47.641	152.30	0.387	16:27:14.195
12 - D1	25.700	39.918	42.055	229.2	1:47.673	152.25	0.419	16:29:01.869
13 - D1	25.432	41.333	44.122	230.2	1:50.888	147.84	3.634	16:30:52.757
14 - D1	25.495	40.113	42.012	229.2	1:47.621	152.33	0.367	16:32:40.378
15 - D1	28.134	41.120	IN PIT	202.6	1:55.396	P 142.07	8.142	16:34:35.775
16 - D1	OUTLAP	43.373	42.205	225.9	3:50.270	71.19	2:03.016	16:38:26.045
17 - D1	25.871	40.235	42.104	227.8	1:48.210	151.50	0.956	16:40:14.256
18 - D1	25.645	39.607	42.315	229.7	1:47.568 (3)	152.40	0.314	16:42:01.824
19 - D1	25.457	39.962	41.845	229.7	1:47.265 (2)	152.84	0.011	16:43:49.089
20 - D1	25.369	39.627	42.257	230.7	1:47.253 (1)	152.85		16:45:36.343

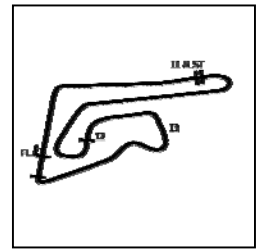
P25 12 GT4AM Clearwater Racing				McLaren 570S GT4				
IDEAL LAP TIME : 1:47.785		BEST LAP TIME : 1:48.179		DIFFERENCE : 0.393				
D1: Richard WEE		D2: Daniel AU						
LAP	SECTOR 1	SECTOR 2	SECTOR 3	SPEED TRAP	LAP TIME	KPH	DIFF	TIME OF DAY
1 - D2	27.411	47.144	48.541	198.8	2:03.096	133.18	14.917	16:05:39.252
2 - D2	26.815	45.661	1:10.017	206.8	2:22.494	115.05	34.315	16:08:01.746
3 - D2	48.967	45.023	46.602	183.3	2:20.593	116.60	32.413	16:10:22.339
4 - D2	25.773	42.453	45.900	229.7	1:54.126	143.65	5.947	16:12:16.466
5 - D2	26.631	43.136	45.178	229.2	1:54.946	142.62	6.767	16:14:11.412
6 - D2	25.875	43.715	46.446	229.7	1:56.036	141.28	7.857	16:16:07.449

Weather / Track : Sunny / Dry

Chang International
Circuit Length = 4.554 km
Start: 16:00 Flag 16:45 End: 16:48

Blancpain GT Series Asia 2018

FREE PRACTICE 2 - SECTOR ANALYSIS



SECTOR 1 = FL to I1, SECTOR 2 = I1 to I2 SECTOR 3 = I2 to I3, SECTOR 4 = I3 to FL, DIFF = Difference To Personal Best Lap, P = Crossed Finish Line in Pit Lane, D = Time Disallowed

7 - D2	26.670	43.081	44.448	222.2	1:54.200	143.55	6.020	16:18:01.649
8 - D2	25.903	45.315	45.018	227.3	1:56.236	141.04	8.057	16:19:57.886
9 - D2	26.670	42.606	44.714	225.9	1:53.991	143.82	5.811	16:21:51.877
10 - D2	37.745	1:04.791	IN PIT	76.2	2:31.402	P 108.28	43.223	16:24:23.280
11 - D1	OUTLAP	42.990	44.018	223.1	3:34.651	76.37	1:46.472	16:27:57.931
12 - D1	25.407	41.529	43.839	230.2	1:50.776	147.99	2.597	16:29:48.707
13 - D1	25.316	41.493	45.309	230.2	1:52.118	146.22	3.939	16:31:40.826
14 - D1	25.288	41.821	42.871	232.2	1:49.981	149.06	1.802	16:33:30.807
15 - D1	25.536	41.338	43.322	230.7	1:50.196	148.77	2.017	16:35:21.004
16 - D1	25.124	41.265	42.989	232.2	1:49.379	(3) 149.88	1.200	16:37:10.383
17 - D1	25.217	41.786	43.244	231.7	1:50.247	148.70	2.068	16:39:00.631
18 - D1	25.005	40.708	44.141	231.7	1:49.855	149.23	1.675	16:40:50.486
19 - D1	25.118	40.706	42.355	230.7	1:48.179	(1) 151.54		16:42:38.666
20 - D1	25.034	40.425	42.853	233.2	1:48.312	(2) 151.36	0.132	16:44:26.978
21 - D1	26.232	44.414	IN PIT	195.6	2:01.504	P 134.92	13.324	16:46:28.482

P26 17 GT4AM Taiwan Top Speed Racing Team

Porsche Cayman GT4 Clubsport MR

IDEAL LAP TIME : 1:47.726

BEST LAP TIME : 1:48.303

DIFFERENCE : 0.576

D1: Keo CHANG

D2: Jeff LU

LAP	SECTOR 1	SECTOR 2	SECTOR 3	SPEED TRAP	LAP TIME	KPH	DIFF	TIME OF DAY
1 - D1	25.705	40.420	42.178	229.2	1:48.303 (1)	151.37		16:04:25.396
2 - D1	25.737	40.316	45.308	229.2	1:51.362	147.21	3.059	16:06:16.758
3 - D1	25.539	58.948	1:12.409	230.2	2:36.897	104.49	48.593	16:08:53.655
4 - D1	26.263	41.045	42.365	229.7	1:49.674	149.48	1.370	16:10:43.329
5 - D1	25.600	40.105	44.015	230.2	1:49.720	149.41	1.417	16:12:33.050
6 - D1	25.443	41.173	42.701	229.2	1:49.318	(3) 149.96	1.014	16:14:22.368
7 - D1	29.299	44.855	43.971	204.1	1:58.126	138.78	9.823	16:16:20.494
8 - D1	25.791	40.652	42.649	228.3	1:49.092	(2) 150.28	0.789	16:18:09.587
9 - D1	26.705	42.374	IN PIT	175.8	1:57.453	P 139.58	9.150	16:20:07.041
10 - D2	OUTLAP	50.200	46.141	78.4	4:19.922	63.07	2:31.619	16:24:26.963
11 - D2	26.146	42.174	43.727	227.3	1:52.047	146.31	3.744	16:26:19.011
12 - D2	26.405	42.270	44.993	226.4	1:53.669	144.22	5.366	16:28:12.680
13 - D2	26.003	41.615	44.786	227.8	1:52.404	145.85	4.101	16:30:05.085
14 - D2	26.224	41.414	44.294	227.3	1:51.933	146.46	3.630	16:31:57.018
15 - D2	25.978	40.802	43.924	228.8	1:50.705	148.09	2.401	16:33:47.723
16 - D2	25.915	41.538	43.837	228.3	1:51.290	147.31	2.987	16:35:39.014
17 - D2	26.230	41.113	43.827	227.8	1:51.171	147.46	2.868	16:37:30.185
18 - D2	25.927	40.942	43.432	228.3	1:50.301	148.63	1.998	16:39:20.487
19 - D2	25.819	40.561	44.196	228.3	1:50.576	148.26	2.273	16:41:11.064
20 - D2	25.847	41.871	44.908	228.8	1:52.627	145.56	4.324	16:43:03.691
21 - D2	25.853	40.908	44.003	229.2	1:50.764	148.01	2.460	16:44:54.456
22 - D2	25.610	40.967	43.336	228.8	1:49.913	149.15	1.610	16:46:44.369

P27 14 GT4AM Morseng Racing Team

Porsche Cayman GT4 Clubsport MR

IDEAL LAP TIME : 1:48.126

BEST LAP TIME : 1:48.388

DIFFERENCE : 0.261

D1: Tosaphol PHAMYAI

D2: Chayapon YOTHA

LAP	SECTOR 1	SECTOR 2	SECTOR 3	SPEED TRAP	LAP TIME	KPH	DIFF	TIME OF DAY
1 - D2	26.022	41.812	42.957	227.3	1:50.791	147.97	2.403	16:04:43.484
2 - D2	26.204	42.937	42.888	225.9	1:52.030	146.33	3.642	16:06:35.514
3 - D2	26.007	1:06.094	1:00.858	225.4	2:32.959	107.18	44.571	16:09:08.474
4 - D2	25.617	40.726	43.476	227.8	1:49.819	149.28	1.431	16:10:58.294
5 - D2	26.344	41.079	43.605	226.4	1:51.028	147.66	2.640	16:12:49.322
6 - D2	25.855	41.299	43.286	225.9	1:50.440	148.44	2.052	16:14:39.762
7 - D2	26.090	41.132	42.967	225.0	1:50.189	148.78	1.801	16:16:29.952
8 - D2	26.274	43.388	IN PIT	225.0	2:01.253	P 135.20	12.865	16:18:31.206
9 - D2	OUTLAP	42.042	56.622	197.8	4:15.684	64.11	2:27.296	16:22:46.890
10 - D2	36.756	41.101	42.785	220.8	2:00.642	135.89	12.254	16:24:47.533
11 - D2	25.957	40.380	42.412	225.4	1:48.749	(3) 150.75	0.361	16:26:36.282
12 - D2	26.046	40.925	48.095	226.4	1:55.066	142.47	6.678	16:28:31.349
13 - D2	25.865	41.705	44.758	226.8	1:52.328	145.95	3.940	16:30:23.677
14 - D2	26.065	40.351	42.557	225.0	1:48.973	150.44	0.585	16:32:12.650
15 - D2	25.986	40.537	43.588	225.4	1:50.111	148.88	1.723	16:34:02.762
16 - D2	25.901	40.659	42.572	225.0	1:49.132	150.22	0.744	16:35:51.895

Weather / Track : Sunny / Dry

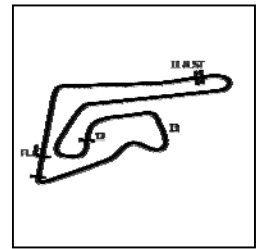
Chang International

Circuit Length = 4.554 km

Start: 16:00 Flag 16:45 End: 16:48

Blancpain GT Series Asia 2018

FREE PRACTICE 2 - SECTOR ANALYSIS



SECTOR 1 = FL to I1, SECTOR 2 = I1 to I2 SECTOR 3 = I2 to I3, SECTOR 4 = I3 to FL, DIFF = Difference To Personal Best Lap, P = Crossed Finish Line in Pit Lane, D = Time Disallowed

17 - D2	26.005	41.604	43.105	225.9	1:50.715	148.07	2.327	16:37:42.610
18 - D2	25.879	40.241	42.267	225.4	1:48.388 (1)	151.25		16:39:30.998
19 - D2	26.083	42.777	42.893	225.4	1:51.753	146.70	3.365	16:41:22.752
20 - D2	25.817	40.331	42.463	227.3	1:48.612 (2)	150.94	0.224	16:43:11.364
21 - D2	26.169	41.472	45.660	226.8	1:53.302	144.69	4.914	16:45:04.666

P28 22 GT4AM JWD Racing Team

Porsche Cayman GT4 Clubsport MR

IDEAL LAP TIME : 1:48.095

BEST LAP TIME : 1:48.605

DIFFERENCE : 0.509

D1: Charvanin BUNDITKITSAL D2: Pitsanu SIRIMONGKPLKA

LAP	SECTOR 1	SECTOR 2	SECTOR 3	SPEED TRAP	LAP TIME	KPH	DIFF	TIME OF DAY
1 - D1	26.045	41.175	41.746	220.4	1:48.967 (2)	150.45	0.362	16:04:38.010
2 - D1	25.966	40.439	42.200	220.4	1:48.605 (1)	150.95		16:06:26.616
3 - D1	25.917	1:06.797	1:06.853	219.9	2:39.568	102.74	50.963	16:09:06.184
4 - D1	26.231	41.950	42.138	218.1	1:50.319	148.60	1.714	16:10:56.504
5 - D1	26.152	40.431	42.471	219.9	1:49.054 (3)	150.33	0.449	16:12:45.559
6 - D1	26.038	41.386	44.966	219.9	1:52.390	145.87	3.784	16:14:37.949
7 - D1	26.218	40.805	42.261	218.1	1:49.284	150.01	0.679	16:16:27.234
8 - D1	26.459	40.817	42.705	219.5	1:49.981	149.06	1.375	16:18:17.215
9 - D1	26.308	47.237	53.306	219.0	2:06.851	129.24	18.246	16:20:24.066
10 - D1	26.317	40.562	43.505	219.5	1:50.384	148.52	1.779	16:22:14.451
11 - D1	48.512	49.164	IN PIT	78.3	2:23.644 P	114.13	35.039	16:24:38.096
12 - D1	OUTLAP	40.769	43.510	213.8	4:16.344	63.95	2:27.739	16:28:54.440
13 - D1	26.451	40.853	44.167	218.1	1:51.471	147.07	2.866	16:30:45.912
14 - D1	26.479	40.536	42.551	221.7	1:49.566	149.62	0.961	16:32:35.479
15 - D1	26.149	41.754	42.879	219.0	1:50.783	147.98	2.178	16:34:26.262
16 - D1	26.162	41.396	42.642	219.9	1:50.200	148.76	1.594	16:36:16.463
17 - D1	26.387	40.957	42.302	219.9	1:49.647	149.51	1.042	16:38:06.110
18 - D1	26.368	40.895	42.322	218.6	1:49.586	149.60	0.980	16:39:55.696
19 - D1	26.152	40.614	43.220	220.4	1:49.987	149.05	1.381	16:41:45.683
20 - D1	26.245	40.790	IN PIT	219.9	1:53.958 P	143.86	5.353	16:43:39.642

P29 80 GT4AM Racing Spirit Thailand

Porsche Cayman GT4 Clubsport MR

IDEAL LAP TIME : 1:48.675

BEST LAP TIME : 1:48.746

DIFFERENCE : 0.071

D1: Sontaya KUNPLOME D2: Preeda TANTEMSAPYA

LAP	SECTOR 1	SECTOR 2	SECTOR 3	SPEED TRAP	LAP TIME	KPH	DIFF	TIME OF DAY
1 - D1	26.772	43.833	45.213	224.0	1:55.818	141.55	7.071	16:04:58.084
2 - D1	27.694	43.003	50.098	224.0	2:00.795	135.72	12.049	16:06:58.879
3 - D1	55.758	1:12.084	45.548	77.6	2:53.390	94.55	1:04.644	16:09:52.270
4 - D1	26.747	42.359	45.907	224.0	1:55.013	142.54	6.266	16:11:47.283
5 - D1	26.455	41.887	44.226	225.4	1:52.568	145.63	3.822	16:13:39.851
6 - D1	26.349	42.019	44.556	225.4	1:52.925	145.17	4.178	16:15:32.776
7 - D1	26.548	41.470	49.324	225.9	1:57.343	139.71	8.596	16:17:30.119
8 - D1	29.389	45.394	49.597	213.0	2:04.381	131.80	15.635	16:19:34.500
9 - D1	27.085	52.238	IN PIT	185.8	2:15.990 P	120.55	27.244	16:21:50.491
10 - D2	OUTLAP	43.391	43.660	207.6	4:37.767	59.02	2:49.021	16:26:28.258
11 - D2	25.877	40.596	42.938	227.3	1:49.412	149.84	0.666	16:28:17.670
12 - D2	26.060	46.769	45.506	225.9	1:58.336	138.54	9.590	16:30:16.006
13 - D2	25.767	40.566	42.715	226.4	1:49.049 (3)	150.33	0.302	16:32:05.055
14 - D2	25.887	40.446	42.734	227.3	1:49.067	150.31	0.321	16:33:54.123
15 - D2	25.966	42.275	43.783	227.8	1:52.024	146.34	3.278	16:35:46.148
16 - D2	25.819	40.368	42.860	226.4	1:49.047 (2)	150.34	0.301	16:37:35.196
17 - D2	25.862	40.691	43.598	227.8	1:50.152	148.83	1.406	16:39:25.348
18 - D2	26.599	45.379	45.063	229.7	1:57.042	140.07	8.295	16:41:22.390
19 - D2	25.775	40.192	42.779	227.3	1:48.746 (1)	150.75		16:43:11.137
20 - D2	30.472	44.717	IN PIT	158.1	2:05.879 P	130.23	17.133	16:45:17.017

P30 11 GT4AM TTR Team SARD

Porsche Cayman GT4 Clubsport MR

IDEAL LAP TIME : 1:47.923

BEST LAP TIME : 1:48.994

DIFFERENCE : 1.071

D1: Brian LEE D2: Tony FONG

LAP	SECTOR 1	SECTOR 2	SECTOR 3	SPEED TRAP	LAP TIME	KPH	DIFF	TIME OF DAY
1 - D1	26.373	42.919	44.120	166.1	1:53.413	144.55	4.418	16:05:04.519
2 - D1	25.504	42.162	44.975	227.8	1:52.641	145.54	3.646	16:06:57.161

Weather / Track : Sunny / Dry

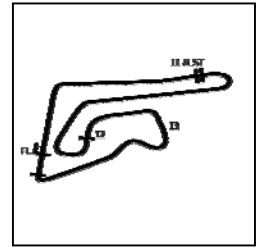
Chang International

Circuit Length = 4.554 km

Start: 16:00 Flag 16:45 End: 16:48

Blancpain GT Series Asia 2018

FREE PRACTICE 2 - SECTOR ANALYSIS



SECTOR 1 = FL to I1, SECTOR 2 = I1 to I2 SECTOR 3 = I2 to I3, SECTOR 4 = I3 to FL, DIFF = Difference To Personal Best Lap, P = Crossed Finish Line in Pit Lane, D = Time Disallowed

3 - D1	55.120	1:09.834	44.803	78.9	2:49.758	96.57	1:00.763	16:09:46.919
4 - D1	26.416	40.962	43.279	225.0	1:50.657	148.15	1.663	16:11:37.577
5 - D1	25.366	41.400	42.483	228.8	1:49.250 (2)	150.06	0.255	16:13:26.827
6 - D1	25.929	41.747	42.116	227.3	1:49.792	149.32	0.798	16:15:16.620
7 - D1	26.099	41.142	44.787	225.0	1:52.029	146.34	3.034	16:17:08.649
8 - D1	25.833	41.091	42.550	226.8	1:49.475 (3)	149.75	0.480	16:18:58.124
9 - D1	25.674	40.448	42.872	227.8	1:48.994 (1)	150.47		16:20:47.119
10 - D1	26.061	41.379	IN PIT	226.4	2:14.123 P	122.23	25.128	16:23:01.243
11 - D2	OUTLAP	41.492	44.795	222.6	3:47.741	71.98	1:58.746	16:26:48.984
12 - D2	28.906	42.624	43.840	219.5	1:55.371	142.10	6.376	16:28:44.355
13 - D2	27.360	40.941	42.411	222.2	1:50.712	148.08	1.717	16:30:35.068
14 - D2	25.848	42.478	44.290	225.9	1:52.617	145.57	3.622	16:32:27.685
15 - D2	26.852	40.749	44.054	223.6	1:51.655	146.83	2.660	16:34:19.341
16 - D2	25.993	40.793	43.127	227.8	1:49.914	149.15	0.919	16:36:09.255
17 - D2	25.993	40.440	43.071	226.4	1:49.504	149.71	0.509	16:37:58.760
18 - D2	25.868	42.538	42.983	227.8	1:51.389	147.18	2.394	16:39:50.149
19 - D2	25.957	40.588	43.072	228.3	1:49.618	149.55	0.623	16:41:39.767
20 - D2	27.796	43.669	IN PIT	181.5	2:01.109 P	135.36	12.114	16:43:40.877

Blancpain GT Series Asia 2018

FREE PRACTICE 2 - BEST SPEEDS

POS	NO	NAME	VMAX	KPH
1	19	FFF Racing Team by ACM		254.1
2	23	KCMG		254.1
3	63	FFF Racing Team by ACM		253.5
4	8	ARN Racing		252.9
5	7	Absolute Racing		252.3
6	28	HubAuto Corsa		252.3
7	3	Absolute Racing		252.3
8	911	Craft Bamboo Racing		252.3
9	45	KCMG		252.3
10	51	AMAC Motorsport		252.3
11	18	KCMG		251.7
12	999	GruppeM Racing Team		251.7
13	37	Absolute Racing		251.7
14	888	GruppeM Racing Team		251.1
15	86	OD Racing Team WRT		251.1
16	27	HubAuto Corsa		251.1
17	5	Phoenix Racing Asia		250.0
18	991	Craft Bamboo Racing		249.4
19	97	Indigo Racing		248.2
20	81	BMW Team Studie		234.7
21	82	BMW Team Studie		234.2
22	72	Team iRaceWin		233.7
23	12	Clearwater Racing		233.2
24	666	GruppeM Racing Team		232.2
25	77	Craft Bamboo Racing		230.7
26	17	Taiwan Top Speed Racing Team		230.2
27	80	Racing Spirit Thailand		229.7
28	11	TTR Team SARD		228.8
29	14	Morseng Racing Team		227.8
30	22	JWD Racing Team		221.7

Weather / Track : Sunny / Dry

Results can be found at www.tsl-timing.com

Chang International
Circuit Length = 4.554 km
Start: 16:00 Flag 16:45 End: 16:48

Printed - 16:50 Friday, 11 May 2018

Blancpain GT Series Asia 2018

FREE PRACTICE 2 - BEST SECTORS

SECTOR 1			SECTOR 2			SECTOR 3			IDEAL / BEST COMPARISON						
POS	NO	NAME	TIME	NO	NAME	TIME	NO	NAME	TIME	POS	NO	NAME	IDEAL	BEST	DIFF
													PERFECT LAP	1:33.688	
1	23	KCMG	22.181	7	Absolute Racing	35.035	7	Absolute Racing	36.471	1	7	Absolute Racing	1:33.871	1:33.886	0.015
2	63	FFF Racing Team b	22.256	28	HubAuto Corsa	35.042	19	FFF Racing Team b	36.516	2	63	FFF Racing Team by	1:33.922	1:35.404	1.482
3	18	KCMG	22.287	19	FFF Racing Team b	35.063	28	HubAuto Corsa	36.548	3	19	FFF Racing Team by	1:33.932	1:34.175	0.243
4	999	GruppeM Racing Te	22.300	63	FFF Racing Team b	35.111	63	FFF Racing Team b	36.554	4	28	HubAuto Corsa	1:33.960	1:34.001	0.040
5	19	FFF Racing Team b	22.353	888	GruppeM Racing Te	35.119	37	Absolute Racing	36.604	5	888	GruppeM Racing Te	1:34.171	1:34.388	0.216
6	7	Absolute Racing	22.365	18	KCMG	35.128	888	GruppeM Racing Te	36.619	6	37	Absolute Racing	1:34.213	1:34.605	0.392
7	27	HubAuto Corsa	22.368	37	Absolute Racing	35.140	999	GruppeM Racing Te	36.789	7	18	KCMG	1:34.230	1:34.282	0.052
8	28	HubAuto Corsa	22.370	86	OD Racing Team W	35.150	86	OD Racing Team W	36.798	8	23	KCMG	1:34.280	1:34.402	0.121
9	888	GruppeM Racing Te	22.432	8	ARN Racing	35.187	18	KCMG	36.814	9	999	GruppeM Racing Te	1:34.400	1:34.400	0.000
10	3	Absolute Racing	22.460	23	KCMG	35.230	3	Absolute Racing	36.830	10	86	OD Racing Team WR	1:34.476	1:34.679	0.203
11	37	Absolute Racing	22.469	999	GruppeM Racing Te	35.311	23	KCMG	36.869	11	8	ARN Racing	1:34.590	1:34.755	0.165
12	97	Indigo Racing	22.493	3	Absolute Racing	35.387	8	ARN Racing	36.901	12	3	Absolute Racing	1:34.677	1:34.677	0.000
13	8	ARN Racing	22.501	45	KCMG	35.444	991	Craft Bamboo Racin	36.966	13	27	HubAuto Corsa	1:34.813	1:35.263	0.449
14	5	Phoenix Racing Asi	22.515	27	HubAuto Corsa	35.453	27	HubAuto Corsa	36.992	14	991	Craft Bamboo Racing	1:35.195	1:35.284	0.089
15	86	OD Racing Team W	22.527	991	Craft Bamboo Racin	35.601	911	Craft Bamboo Racin	37.213	15	45	KCMG	1:35.415	1:35.941	0.525
16	911	Craft Bamboo Racin	22.555	97	Indigo Racing	35.626	51	AMAC Motorsport	37.253	16	5	Phoenix Racing Asia	1:35.457	1:35.843	0.385
17	51	AMAC Motorsport	22.585	5	Phoenix Racing Asi	35.654	5	Phoenix Racing Asi	37.288	17	51	AMAC Motorsport	1:35.640	1:36.460	0.820
18	991	Craft Bamboo Racin	22.627	51	AMAC Motorsport	35.801	45	KCMG	37.295	18	97	Indigo Racing	1:35.640	1:36.142	0.502
19	45	KCMG	22.676	911	Craft Bamboo Racin	35.889	97	Indigo Racing	37.520	19	911	Craft Bamboo Racing	1:35.657	1:35.727	0.070
20	81	BMW Team Studie	24.842	666	GruppeM Racing Te	38.758	72	Team iRaceWin	40.538	20	666	GruppeM Racing Te	1:44.450	1:45.820	1.369
21	666	GruppeM Racing Te	24.871	81	BMW Team Studie	39.075	666	GruppeM Racing Te	40.821	21	81	BMW Team Studie	1:44.938	1:45.311	0.373
22	72	Team iRaceWin	24.994	72	Team iRaceWin	39.419	81	BMW Team Studie	41.020	22	72	Team iRaceWin	1:44.952	1:45.222	0.270
23	12	Clearwater Racing	25.005	82	BMW Team Studie	39.548	82	BMW Team Studie	41.313	23	82	BMW Team Studie	1:45.948	1:46.961	1.012
24	82	BMW Team Studie	25.086	77	Craft Bamboo Racin	39.607	77	Craft Bamboo Racin	41.742	24	77	Craft Bamboo Racing	1:46.688	1:47.253	0.565
25	77	Craft Bamboo Racin	25.339	17	Taiwan Top Speed I	40.105	22	JWD Racing Team	41.746	25	17	Taiwan Top Speed R	1:47.726	1:48.303	0.576
26	11	TTR Team SARD	25.366	80	Racing Spirit Thaila	40.192	11	TTR Team SARD	42.116	26	12	Clearwater Racing	1:47.785	1:48.179	0.393
27	17	Taiwan Top Speed I	25.443	14	Morseng Racing Te	40.241	17	Taiwan Top Speed I	42.178	27	11	TTR Team SARD	1:47.923	1:48.994	1.071
28	14	Morseng Racing Te	25.617	12	Clearwater Racing	40.425	14	Morseng Racing Te	42.267	28	22	JWD Racing Team	1:48.095	1:48.605	0.509
29	80	Racing Spirit Thaila	25.767	22	JWD Racing Team	40.431	12	Clearwater Racing	42.355	29	14	Morseng Racing Te	1:48.126	1:48.388	0.261
30	22	JWD Racing Team	25.917	11	TTR Team SARD	40.440	80	Racing Spirit Thaila	42.715	30	80	Racing Spirit Thailand	1:48.675	1:48.746	0.071

Weather / Track : Sunny / Dry

Chang International

Circuit Length = 4.554 km

Start: 16:00 Flag 16:45 End: 16:48

Results can be found at www.tsl-timing.com

Printed - 16:50 Friday, 11 May 2018

Blancpain GT Series Asia 2018

FREE PRACTICE 2 - DRIVER STATISTICS

POS	NO	CL	PIC	TEAM / DRIVERS	CAR	LAPS	RACE TIME	%	BEST	ON	KPH
1	7	GT3PA	1	Absolute Racing (CHN) Andrew KIM (KOR) Adderly FONG (HKG)	Audi R8 LMS GT3	24	45:22.390				
						13	20:50.758	45.94	1:35.574	24	171.53
						11	26:41.198	58.82	1:33.886	10	174.61
2	28	GT3PA	2	HubAuto Corsa (TPE) Morris CHEN (TPE) Tim SLADE (AUS)	Ferrari 488 GT3	22	44:59.102				
						13	24:08.640	53.67	1:36.689	15	169.55
						9	18:43.269	41.62	1:34.001	22	174.40
3	19	GT3S	1	FFF Racing Team by ACM (CHN) Dennis LIND (DNK) Martin KODRIC (HRV)	Lamborghini Huracan GT3	17	41:28.401				
						8	20:59.438	50.61	1:34.175	3	174.08
						9	17:03.379	41.13	1:34.296	13	173.85
4	18	GT3PA	3	KCMG (HKG) Yuke TANIGUCHI (JPN) Tsugio MATSUDA (JPN)	Nissan GT-R NISMO GT3	25	45:11.684				
						18	29:35.782	65.49	1:34.737	24	173.05
						7	20:25.659	45.20	1:34.282	2	173.88
5	888	GT3PA	4	GruppeM Racing Team (HKG) Alexandre MATTSCHULL (DEU) Maximilian BUHK (DEU)	Mercedes-AMG GT3	21	46:11.216				
						12	28:03.098	60.73	1:35.212	11	172.18
						9	14:54.167	32.27	1:34.388	21	173.69
6	999	GT3S	2	GruppeM Racing Team (HKG) Markus POMMER (DEU) Patric NIEDERHAUSER (CHE)	Mercedes-AMG GT3	18	45:20.822				
						12	23:52.908	52.66	1:34.400	14	173.66
						6	20:11.259	44.52	1:38.211	1	166.93
7	23	GT3S	3	KCMG (HKG) Edoardo LIBERATI (ITA) Florian STRAUSS (DEU)	Nissan GT-R NISMO GT3	21	44:34.165				
						10	18:40.711	41.91	1:34.402	16	173.66
						11	21:50.449	49.00	1:35.484	6	171.69
8	37 *	GT3PA	5	Absolute Racing (CHN) Anthony LIU (CHN) Josh BURDON (HKG)	Audi R8 LMS GT3	23	45:08.584				
						15	24:48.130	54.94	1:34.922	22	172.71
						8	21:09.451	46.87	1:34.605	6	173.29
9	3	GT3S	4	Absolute Racing (CHN) Franky CHENG (CHN) Martin RUMP (EST)	Audi R8 LMS GT3	24	45:44.876				
						13	20:48.419	45.48	1:34.954	24	172.65
						11	28:26.170	62.16	1:34.677	10	173.16
10	86 *	GT3S	5	OD Racing Team WRT (MYS) Aditya PATEL (IND) Mitchell GILBERT (MYS)	Audi R8 LMS GT3	20	45:26.668				
						11	18:14.885	40.15	1:35.472	19	171.71
						9	19:21.916	42.61	1:34.679	5	173.15
11	8	GT3PA	6	ARN Racing (JPN) Hiroaki NAGAI (JPN) Daisuke ITO (JPN)	Ferrari 488 GT3	21	45:20.474				
						11	21:39.026	47.75	1:35.981	10	170.80
						10	16:01.306	35.34	1:34.755	21	173.01
12	27	GT3S	6	HubAuto Corsa (TPE) Hongli YE (CHN) Nick FOSTER (AUS)	Ferrari 488 GT3	21	44:32.515				
						10	20:49.335	46.75	1:35.263	2	172.09
						11	19:50.955	44.56	1:35.279	18	172.06
13	991 *	GT3S	7	Craft Bamboo Racing (HKG) Aidan READ (AUS) Darryl O'YOUNG (HKG)	Porsche 991 GT3R	18	40:04.988				
						18	33:10.146	82.75	1:35.284	17	172.05
						0	0.000	0.00		0	
14	63 *	GT3PA	7	FFF Racing Team by ACM (CHN) Hiroshi HAMAGUCHI (JPN) Marco MAPELLI (CHE)	Lamborghini Huracan GT3	21	42:06.373				
						21	36:28.403	86.62	1:35.404	12	171.84
						0	0.000	0.00		0	
15	911	GT3S	8	Craft Bamboo Racing (HKG) Shae DAVIES (AUS) Sandy STUVIK (THA)	Porsche 991 GT3R	22	44:58.324				
						9	19:32.019	43.44	1:36.016	12	170.74
						13	30:11.771	67.14	1:35.727	22	171.26
16	5	GT3S	9	Phoenix Racing Asia (HKG) Marchy LEE (HKG) Alex YOONG (MYS)	Audi R8 LMS GT3	20	45:08.631				
						7	16:02.591	35.54	1:35.987	5	170.79
						13	21:47.448	48.27	1:35.843	12	171.05
17	45	GT3AM	1	KCMG (HKG) Naoto TAKEDA (JPN) Takuya SHIRASAKA (JPN)	Audi R8 LMS GT3	14	34:37.119				
						3	5:08.911	14.87	1:40.145	13	163.70
						11	34:35.220	99.91	1:35.941	3	170.87
18	97	GT3PA	8	Indigo Racing (KOR) Juwon SEO (KOR) Roelof BRUINS (NDL)	Mercedes-AMG GT3	18	45:04.417				
						13	29:15.617	64.92	1:36.142	14	170.52
						5	13:13.397	29.34	1:36.143	18	170.52
19	51	GT3AM	2	AMAC Motorsport (AUS) Andrew MACPHERSON (AUS) William PORTER (AUS)	Lamborghini Huracan GT3	23	46:03.991				
						8	18:42.815	40.62	1:41.818	7	161.01
						15	24:56.129	54.13	1:36.460	17	169.95

Chang International

Circuit Length = 4.554 km

Start: 16:00 Flag 16:45 End: 16:48

Weather / Track : Sunny / Dry

Blancpain GT Series Asia 2018

FREE PRACTICE 2 - DRIVER STATISTICS

POS	NO	CL	PIC	TEAM / DRIVERS	CAR	LAPS	RACE TIME	%	BEST	ON	KPH
20	72	GT4AM	1	Team iRaceWin (TPE)	Mercedes-AMG GT4	22	46:12.270				
				Ringo CHONG (SGP)		19	34:24.863	74.48	1:45.940	16	154.75
				Gilles VANNELET (FRA)		3	11:05.565	24.01	1:45.222	2	155.80
21	81	GT4AM	2	BMW Team Studie (JPN)	BMW M4 GT4	20	44:33.278				
				Takayuki KINOSHITA (JPN)		8	14:07.597	31.71	1:45.311	19	155.67
				Sunako JUKUCHOU (JPN)		12	31:47.747	71.36	1:45.723	9	155.06
22	666	GT4AM	3	GruppeM Racing Team (HKG)	Mercedes-AMG GT4	18	44:45.550				
				Reinhold RENGER (DEU)		18	34:51.058	77.86	1:45.820	17	154.92
23	82 *	GT4AM	4	BMW Team Studie (JPN)	BMW M4 GT4	21	45:46.452				
				Ken URATA (JPN)		11	19:46.838	43.21	1:46.961	17	153.27
				Max CHEN (TPE)		10	28:20.988	61.93	1:48.347	6	151.31
24	77	GT4AM	5	Craft Bamboo Racing (HKG)	Porsche Cayman GT4 Clubsport MR	20	44:52.993				
				Frank YU (HKG)		11	19:51.480	44.24	1:47.253	20	152.85
				Jean Marc MERLIN (FRA)		9	24:26.657	54.46	1:47.931	8	151.89
25	12	GT4AM	6	Clearwater Racing (SGP)	McLaren 570S GT4	21	45:14.552				
				Richard WEE (SGP)		11	20:19.788	44.94	1:48.179	19	151.54
				Daniel AU (SGP)		10	24:33.257	54.27	1:53.991	9	143.82
26	17	GT4AM	7	Taiwan Top Speed Racing Team (TWN)	Porsche Cayman GT4 Clubsport MR	22	45:58.297				
				Keo CHANG (TPE)		9	21:12.684	46.14	1:48.303	1	151.37
				Jeff LU (TPE)		13	24:35.598	53.50	1:49.913	22	149.15
27	14	GT4AM	8	Morseng Racing Team (THA)	Porsche Cayman GT4 Clubsport MR	21	44:15.985				
				Tosaphol PHAMYAI (THA)		0	11.936	0.45			0
				Chayapon YOTHA (THA)		21	41:52.970	94.62	1:48.388	18	151.25
28	22	GT4AM	9	JWD Racing Team (THA)	Porsche Cayman GT4 Clubsport MR	20	42:54.267				
				Charvanin BUNDITKITSADA (THA)		20	40:12.461	93.71	1:48.605	2	150.95
				Pitsanu SIRIMONGKPLKASEN (THA)		0	0.000	0.00			0
29	80	GT4AM	10	Racing Spirit Thailand (THA)	Porsche Cayman GT4 Clubsport MR	20	44:24.292				
				Sontaya KUNPLOME (THA)		9	23:29.742	52.91	1:52.568	5	145.63
				Preeda TANTEM SAPYA (THA)		11	20:39.062	46.51	1:48.746	19	150.75
30	11	GT4AM	11	TTR Team SARD (HKG)	Porsche Cayman GT4 Clubsport MR	20	42:39.099				
				Brian LEE (TPE)		10	23:34.586	55.28	1:48.994	9	150.41
				Tony FONG (HKG)		10	18:39.996	43.77	1:49.504	17	149.71

*Car 37, 63, 82, 991 - lap time(s) removed for track limits infringement

Blancpain GT Series Asia 2018

FREE PRACTICE 2 - PIT STOP ANALYSIS

STOP	IN TIME	DRIVER IN	STINT TIME	STOP TIME	TOTAL STOP TIME	OUT TIME	DRIVER OUT
1 -	16:06:39.050	Adderly FONG	8:07.487	2:40.496	2:40.496	16:09:19.546	Adderly FONG
2 -	16:22:17.044	Adderly FONG	12:57.498	2:25.905	5:06.401	16:24:42.949	Andrew KIM
-	Finish	Andrew KIM	20:50.758				

STOP	IN TIME	DRIVER IN	STINT TIME	STOP TIME	TOTAL STOP TIME	OUT TIME	DRIVER OUT
1 -	16:07:40.352	Tim SLADE	8:44.782	2:07.193	2:07.193	16:09:47.545	Tim SLADE
2 -	16:16:19.888	Tim SLADE	6:32.343	1:51.234	3:58.427	16:18:11.122	Morris CHEN
3 -	16:40:00.340	Morris CHEN	21:49.218	2:19.422	6:17.849	16:42:19.762	Tim SLADE
-	Finish	Tim SLADE	3:18.359				

STOP	IN TIME	DRIVER IN	STINT TIME	STOP TIME	TOTAL STOP TIME	OUT TIME	DRIVER OUT
1 -	16:10:39.418	Dennis LIND	12:13.452	5:21.557	5:21.557	16:16:00.975	Martin KODRIC
2 -	16:30:46.428	Martin KODRIC	14:45.453	2:17.926	7:39.483	16:33:04.354	Dennis LIND
3 -	16:34:38.515	Dennis LIND	1:34.161	1:44.322	9:23.805	16:36:22.837	Dennis LIND
4 -	16:38:14.968	Dennis LIND	1:52.131	1:30.690	10:54.495	16:39:45.658	Dennis LIND
5 -	16:41:31.609	Dennis LIND					

STOP	IN TIME	DRIVER IN	STINT TIME	STOP TIME	TOTAL STOP TIME	OUT TIME	DRIVER OUT
1 -	16:14:08.305	Tsugio MATSUDA	15:37.925	1:41.079	1:41.079	16:15:49.384	Yuke TANIGUCHI
2 -	16:45:25.166	Yuke TANIGUCHI					

STOP	IN TIME	DRIVER IN	STINT TIME	STOP TIME	TOTAL STOP TIME	OUT TIME	DRIVER OUT
1 -	16:22:59.068	Alexandre MATTSCHULL	24:27.867	5:31.967	5:31.967	16:28:31.035	Maximilian BUHK
2 -	16:33:42.386	Maximilian BUHK	5:11.351	1:32.161	7:04.128	16:35:14.547	Maximilian BUHK
3 -	16:36:51.984	Maximilian BUHK	1:37.437	1:31.376	8:35.504	16:38:23.360	Maximilian BUHK
-	Finish	Maximilian BUHK	8:05.379				

STOP	IN TIME	DRIVER IN	STINT TIME	STOP TIME	TOTAL STOP TIME	OUT TIME	DRIVER OUT
1 -	16:08:29.623	Patric NIEDERHAUSER	9:32.486	1:36.224	1:36.224	16:10:05.847	Markus POMMER
2 -	16:19:43.099	Markus POMMER	9:37.252	1:30.767	3:06.991	16:21:13.866	Patric NIEDERHAUSER
3 -	16:23:19.202	Patric NIEDERHAUSER	2:05.336	4:46.303	7:53.294	16:28:05.505	Markus POMMER
4 -	16:36:38.493	Markus POMMER	8:32.988	1:30.124	9:23.418	16:38:08.617	Patric NIEDERHAUSER
5 -	16:39:54.668	Patric NIEDERHAUSER	1:46.051	1:30.624	10:54.042	16:41:25.292	Markus POMMER
6 -	16:43:08.874	Markus POMMER	1:43.582	1:29.665	12:23.707	16:44:38.539	Patric NIEDERHAUSER
7 -	16:46:16.415	Patric NIEDERHAUSER					

STOP	IN TIME	DRIVER IN	STINT TIME	STOP TIME	TOTAL STOP TIME	OUT TIME	DRIVER OUT
1 -	16:14:46.636	Florian STRAUSS	15:56.021	1:31.984	1:31.984	16:16:18.620	Edoardo LIBERATI
2 -	16:23:09.105	Edoardo LIBERATI	6:50.485	3:40.719	5:12.703	16:26:49.824	Edoardo LIBERATI

Weather / Track : Sunny / Dry

Chang International
Circuit Length = 4.554 km
Start: 16:00 Flag 16:45 End: 16:48

Blancpain GT Series Asia 2018

FREE PRACTICE 2 - PIT STOP ANALYSIS

3- 16:36:31.169 Edoardo LIBERATI 9:41.345 2:19.947 7:32.650 16:38:51.116 Florian STRAUSS
 - Finish Florian STRAUSS 6:23.738

P8 37 GT3PA Absolute Racing		Audi R8 LMS GT3					
D1: Anthony LIU Total Stint: 15 Laps - 24:48.130 (54.94%)		Best Lap: 1:34.922 On Lap 22 @ 172.71 kph					
D2: Josh BURDON Total Stint: 8 Laps - 21:09.451 (46.87%)		Best Lap: 1:34.605 On Lap 6 @ 173.29 kph					
STOP	IN TIME	DRIVER IN	STINT TIME	STOP TIME	TOTAL STOP TIME	OUT TIME	DRIVER OUT
1-	16:06:37.808	Josh BURDON	8:11.569	2:26.353	2:26.353	16:09:04.161	Josh BURDON
2-	16:17:05.887	Josh BURDON	8:01.726	1:39.741	4:06.094	16:18:45.628	Anthony LIU
3-	16:32:21.663	Anthony LIU	13:36.035	1:42.592	5:48.686	16:34:04.255	Anthony LIU
-	Finish	Anthony LIU	11:12.095				

P9 3 GT3S Absolute Racing		Audi R8 LMS GT3					
D1: Franky CHENG Total Stint: 13 Laps - 20:48.419 (45.48%)		Best Lap: 1:34.954 On Lap 24 @ 172.65 kph					
D2: Martin RUMP Total Stint: 11 Laps - 28:26.170 (62.16%)		Best Lap: 1:34.677 On Lap 10 @ 173.16 kph					
STOP	IN TIME	DRIVER IN	STINT TIME	STOP TIME	TOTAL STOP TIME	OUT TIME	DRIVER OUT
1-	16:09:38.057	Martin RUMP	11:06.641	1:31.443	1:31.443	16:11:09.500	Martin RUMP
2-	16:23:26.241	Martin RUMP	12:16.741	1:45.514	3:16.957	16:25:11.755	Franky CHENG
-	Finish	Franky CHENG	20:48.419				

P10 86 GT3S OD Racing Team WRT		Audi R8 LMS GT3					
D1: Aditya PATEL Total Stint: 11 Laps - 18:14.885 (40.15%)		Best Lap: 1:35.472 On Lap 19 @ 171.71 kph					
D2: Mitchell GILBERT Total Stint: 9 Laps - 19:21.916 (42.61%)		Best Lap: 1:34.679 On Lap 5 @ 173.15 kph					
STOP	IN TIME	DRIVER IN	STINT TIME	STOP TIME	TOTAL STOP TIME	OUT TIME	DRIVER OUT
1-	16:07:29.953	Mitchell GILBERT	8:25.676	1:11.995	1:11.995	16:08:41.948	Mitchell GILBERT
2-	16:18:18.481	Mitchell GILBERT	9:36.533	3:11.437	4:23.432	16:21:29.918	Aditya PATEL
3-	16:33:20.440	Aditya PATEL	11:50.522	6:26.025	10:49.457	16:39:46.465	Aditya PATEL
-	Finish	Aditya PATEL	6:24.363				

P11 8 GT3PA ARN Racing		Ferrari 488 GT3					
D1: Hiroaki NAGAI Total Stint: 11 Laps - 21:39.026 (47.75%)		Best Lap: 1:35.981 On Lap 10 @ 170.80 kph					
D2: Daisuke ITO Total Stint: 10 Laps - 16:01.306 (35.34%)		Best Lap: 1:34.755 On Lap 21 @ 173.01 kph					
STOP	IN TIME	DRIVER IN	STINT TIME	STOP TIME	TOTAL STOP TIME	OUT TIME	DRIVER OUT
1-	16:07:28.408	Hiroaki NAGAI	8:35.935	3:43.557	3:43.557	16:11:11.965	Hiroaki NAGAI
2-	16:16:06.519	Hiroaki NAGAI	4:54.554	1:56.505	5:40.062	16:18:03.024	Hiroaki NAGAI
3-	16:26:43.469	Hiroaki NAGAI	8:40.445	1:22.830	7:02.892	16:28:06.299	Daisuke ITO
4-	16:36:09.952	Daisuke ITO	8:03.653	1:49.426	8:52.318	16:37:59.378	Daisuke ITO
-	Finish	Daisuke ITO	7:57.653				

P12 27 GT3S HubAuto Corsa		Ferrari 488 GT3					
D1: Hongli YE Total Stint: 10 Laps - 20:49.335 (46.75%)		Best Lap: 1:35.263 On Lap 2 @ 172.09 kph					
D2: Nick FOSTER Total Stint: 11 Laps - 19:50.955 (44.56%)		Best Lap: 1:35.279 On Lap 18 @ 172.06 kph					
STOP	IN TIME	DRIVER IN	STINT TIME	STOP TIME	TOTAL STOP TIME	OUT TIME	DRIVER OUT
1-	16:16:04.245	Hongli YE	17:09.555	2:05.215	2:05.215	16:18:09.460	Nick FOSTER
2-	16:25:17.952	Nick FOSTER	7:08.492	3:52.225	5:57.440	16:29:10.177	Nick FOSTER
3-	16:40:19.322	Nick FOSTER	11:09.145	1:33.318	7:30.758	16:41:52.640	Hongli YE
-	Finish	Hongli YE	3:10.039				

P13 991 GT3S Craft Bamboo Racing		Porsche 991 GT3R					
D1: Aidan READ Total Stint: 18 Laps - 33:10.146 (82.75%)		Best Lap: 1:35.284 On Lap 17 @ 172.05 kph					
D2: Darryl O'YOUNG Total Stint: 0 Laps							
STOP	IN TIME	DRIVER IN	STINT TIME	STOP TIME	TOTAL STOP TIME	OUT TIME	DRIVER OUT
1-	16:09:44.827	Aidan READ	10:56.293	3:52.251	3:52.251	16:13:37.078	Aidan READ
2-	16:23:47.579	Aidan READ	10:10.501	1:27.408	5:19.659	16:25:14.987	Aidan READ
3-	16:30:08.412	Aidan READ	4:53.425	1:35.183	6:54.842	16:31:43.595	Aidan READ
4-	16:40:33.749	Aidan READ					

P14 63 GT3PA FFF Racing Team by ACM		Lamborghini Huracan GT3					
D1: Hiroshi HAMAGUCHI Total Stint: 21 Laps - 36:28.403 (86.62%)		Best Lap: 1:35.404 On Lap 12 @ 171.84 kph					
D2: Marco MAPELLI Total Stint: 0 Laps							
STOP	IN TIME	DRIVER IN	STINT TIME	STOP TIME	TOTAL STOP TIME	OUT TIME	DRIVER OUT
1-	16:01:47.566	Hiroshi HAMAGUCHI	1:41.244	2:29.299	2:29.299	16:04:16.865	Hiroshi HAMAGUCHI

Weather / Track : Sunny / Dry

Chang International
 Circuit Length = 4.554 km
 Start: 16:00 Flag 16:45 End: 16:48

Blancpain GT Series Asia 2018

FREE PRACTICE 2 - PIT STOP ANALYSIS

2 -	16:07:50.859	Hiroshi HAMAGUCHI	3:33.994	1:21.823	3:51.122	16:09:12.682	Hiroshi HAMAGUCHI
3 -	16:35:39.061	Hiroshi HAMAGUCHI	26:26.379	1:46.848	5:37.970	16:37:25.909	Hiroshi HAMAGUCHI
4 -	16:42:12.695	Hiroshi HAMAGUCHI					

STOP	IN TIME	DRIVER IN	STINT TIME	STOP TIME	TOTAL STOP TIME	OUT TIME	DRIVER OUT
1 -	16:14:28.247	Sandy STUVIK	15:42.624	1:30.760	1:30.760	16:15:59.007	Shae DAVIES
2 -	16:33:01.154	Shae DAVIES	17:02.147	2:40.635	4:11.395	16:35:41.789	Sandy STUVIK
-	Finish	Sandy STUVIK	9:40.742				

STOP	IN TIME	DRIVER IN	STINT TIME	STOP TIME	TOTAL STOP TIME	OUT TIME	DRIVER OUT
1 -	16:14:39.556	Marchy LEE	16:02.289	1:59.365	1:59.365	16:16:38.921	Alex YOONG
2 -	16:30:07.277	Alex YOONG	13:28.356	5:36.425	7:35.790	16:35:43.702	Alex YOONG
3 -	16:42:28.328	Alex YOONG	6:44.626	1:31.619	9:07.409	16:43:59.947	Alex YOONG
4 -	16:45:34.413	Alex YOONG					

STOP	IN TIME	DRIVER IN	STINT TIME	STOP TIME	TOTAL STOP TIME	OUT TIME	DRIVER OUT
1 -	16:21:02.682	Takuya SHIRASAKA	22:20.035	8:52.738	8:52.738	16:29:55.420	Naoto TAKEDA
2 -	16:35:04.331	Naoto TAKEDA					

STOP	IN TIME	DRIVER IN	STINT TIME	STOP TIME	TOTAL STOP TIME	OUT TIME	DRIVER OUT
1 -	16:09:06.272	Roelof BRUINS	10:13.319	2:02.245	2:02.245	16:11:08.517	Juwon SEO
2 -	16:23:07.540	Juwon SEO	11:59.023	2:12.505	4:14.750	16:25:20.045	Juwon SEO
3 -	16:35:05.249	Juwon SEO	9:45.204	7:41.858	11:56.608	16:42:47.107	Roelof BRUINS
-	Finish	Roelof BRUINS	3:16.445				

STOP	IN TIME	DRIVER IN	STINT TIME	STOP TIME	TOTAL STOP TIME	OUT TIME	DRIVER OUT
1 -	16:08:12.775	Andrew MACPHERSON	9:29.811	1:21.368	1:21.368	16:09:34.143	Andrew MACPHERSON
2 -	16:18:10.089	Andrew MACPHERSON	8:35.946	2:36.159	3:57.527	16:20:46.248	William PORTER
3 -	16:39:14.498	William PORTER	18:28.250	53.090	4:50.617	16:40:07.588	William PORTER
-	Finish	William PORTER	6:27.879				

STOP	IN TIME	DRIVER IN	STINT TIME	STOP TIME	TOTAL STOP TIME	OUT TIME	DRIVER OUT
1 -	16:09:02.769	Gilles VANNELET	11:09.010	3:05.032	3:05.032	16:12:07.801	Ringo CHONG
-	Finish	Ringo CHONG	34:24.863				

STOP	IN TIME	DRIVER IN	STINT TIME	STOP TIME	TOTAL STOP TIME	OUT TIME	DRIVER OUT
1 -	16:10:26.529	Sunako JUKUCHOU	11:42.272	25.892	25.892	16:10:52.421	Sunako JUKUCHOU
2 -	16:23:44.084	Sunako JUKUCHOU	12:51.663	2:44.635	3:10.527	16:26:28.719	Sunako JUKUCHOU
3 -	16:28:15.021	Sunako JUKUCHOU	1:46.302	2:43.361	5:53.888	16:30:58.382	Takayuki KINOSHITA
-	Finish	Takayuki KINOSHITA	14:07.597				

Weather / Track : Sunny / Dry

Chang International
Circuit Length = 4.554 km
Start: 16:00 Flag 16:45 End: 16:48

Blancpain GT Series Asia 2018

FREE PRACTICE 2 - PIT STOP ANALYSIS

STOP	IN TIME	DRIVER IN	STINT TIME	STOP TIME	TOTAL STOP TIME	OUT TIME	DRIVER OUT
P22 666 GT4AM GruppeM Racing Team Mercedes-AMG GT4 D1: Reinhold RENGER Total Stint: 18 Laps - 34:51.058 (77.86%) Best Lap: 1:45.820 On Lap 17 @ 154.92 kph D2: Max CHEN Total Stint: 10 Laps - 28:20.988 (61.93%) Best Lap: 1:48.347 On Lap 6 @ 151.31 kph							
1 -	16:08:59.286	Reinhold RENGER	10:27.135	2:27.633	2:27.633	16:11:26.919	Reinhold RENGER
2 -	16:22:08.994	Reinhold RENGER	10:42.075	4:34.251	7:01.884	16:26:43.245	Reinhold RENGER
3 -	16:33:48.845	Reinhold RENGER	7:05.600	2:40.850	9:42.734	16:36:29.695	Reinhold RENGER
4 -	16:45:21.521	Reinhold RENGER					
P23 82 GT4AM BMW Team Studie BMW M4 GT4 D1: Ken URATA Total Stint: 11 Laps - 19:46.838 (43.21%) Best Lap: 1:46.961 On Lap 17 @ 153.27 kph D2: Max CHEN Total Stint: 10 Laps - 28:20.988 (61.93%) Best Lap: 1:48.347 On Lap 6 @ 151.31 kph							
1 -	16:02:26.015	Max CHEN	1:51.703	2:07.832	2:07.832	16:04:33.847	Max CHEN
2 -	16:24:24.908	Max CHEN	19:51.061	2:09.018	4:16.850	16:26:33.926	Ken URATA
-	Finish	Ken URATA	19:46.838				
P24 77 GT4AM Craft Bamboo Racing Porsche Cayman GT4 Clubsport MR D1: Frank YU Total Stint: 11 Laps - 19:51.480 (44.24%) Best Lap: 1:47.253 On Lap 20 @ 152.85 kph D2: Jean Marc MERLIN Total Stint: 9 Laps - 24:26.657 (54.46%) Best Lap: 1:47.931 On Lap 8 @ 151.89 kph							
1 -	16:08:39.026	Jean Marc MERLIN	9:47.197	2:03.697	2:03.697	16:10:42.723	Jean Marc MERLIN
2 -	16:21:33.411	Jean Marc MERLIN	10:50.688	2:08.105	4:11.802	16:23:41.516	Frank YU
3 -	16:34:35.775	Frank YU	10:54.259	2:03.347	6:15.149	16:36:39.122	Frank YU
-	Finish	Frank YU	8:57.221				
P25 12 GT4AM Clearwater Racing McLaren 570S GT4 D1: Richard WEE Total Stint: 11 Laps - 20:19.788 (44.94%) Best Lap: 1:48.179 On Lap 19 @ 151.54 kph D2: Daniel AU Total Stint: 10 Laps - 24:33.257 (54.27%) Best Lap: 1:53.991 On Lap 9 @ 143.82 kph							
1 -	16:24:23.280	Daniel AU	25:31.576	1:45.414	1:45.414	16:26:08.694	Richard WEE
2 -	16:46:28.482	Richard WEE					
P26 17 GT4AM Taiwan Top Speed Racing Team Porsche Cayman GT4 Clubsport MR D1: Keo CHANG Total Stint: 9 Laps - 21:12.684 (46.14%) Best Lap: 1:48.303 On Lap 1 @ 151.37 kph D2: Jeff LU Total Stint: 13 Laps - 24:35.598 (53.5%) Best Lap: 1:49.913 On Lap 22 @ 149.15 kph							
1 -	16:20:07.041	Keo CHANG	21:11.989	2:01.730	2:01.730	16:22:08.771	Jeff LU
-	Finish	Jeff LU	24:35.598				
P27 14 GT4AM Morseng Racing Team Porsche Cayman GT4 Clubsport MR D1: Tosaphol PHAMYAI Total Stint: 0 Laps - 11.936 (0.45%) Best Lap: 1:48.388 On Lap 18 @ 151.25 kph D2: Chayapon YOTHA Total Stint: 21 Laps - 41:52.970 (94.62%)							
1 -	16:18:31.206	Chayapon YOTHA	19:46.536	2:11.079	2:11.079	16:20:42.285	Chayapon YOTHA
-	Finish	Chayapon YOTHA	24:22.381				
P28 22 GT4AM JWD Racing Team Porsche Cayman GT4 Clubsport MR D1: Charvanin BUNDITKITSADA Total Stint: 20 Laps - 40:12.461 (93.71%) Best Lap: 1:48.605 On Lap 2 @ 150.95 kph D2: Pitsanu SIRIMONGKPLKASEN Total Stint: 0 Laps							
1 -	16:24:38.096	Charvanin BUNDITKITSADA	25:56.389	2:29.480	2:29.480	16:27:07.576	Charvanin BUNDITKITSADA
2 -	16:43:39.642	Charvanin BUNDITKITSADA					
P29 80 GT4AM Racing Spirit Thailand Porsche Cayman GT4 Clubsport MR D1: Sontaya KUNPLOME Total Stint: 9 Laps - 23:29.742 (52.91%) Best Lap: 1:52.568 On Lap 5 @ 145.63 kph D2: Preeda TANTEM SAPYA Total Stint: 11 Laps - 20:39.062 (46.51%) Best Lap: 1:48.746 On Lap 19 @ 150.75 kph							
1 -	16:21:50.491	Sontaya KUNPLOME	23:07.306	2:47.464	2:47.464	16:24:37.955	Preeda TANTEM SAPYA
2 -	16:45:17.017	Preeda TANTEM SAPYA					

Weather / Track : Sunny / Dry

Chang International
 Circuit Length = 4.554 km
 Start: 16:00 Flag 16:45 End: 16:48

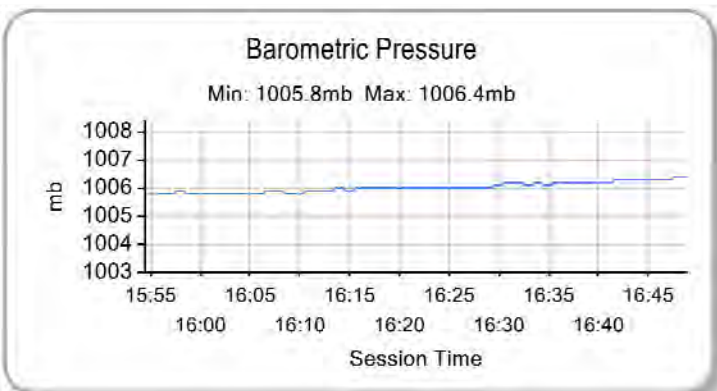
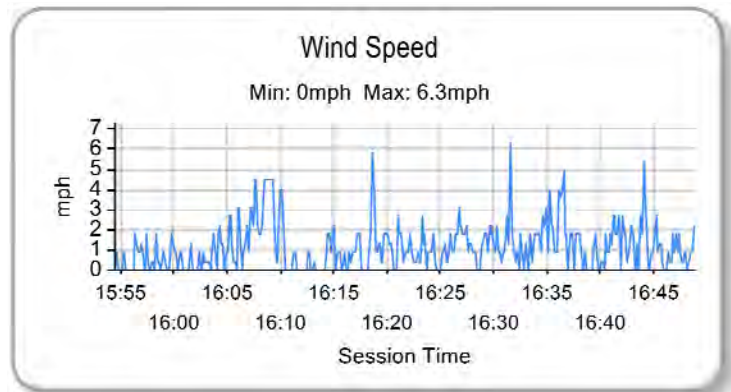
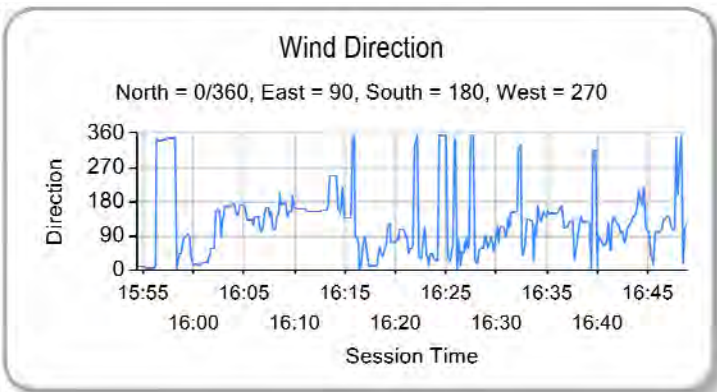
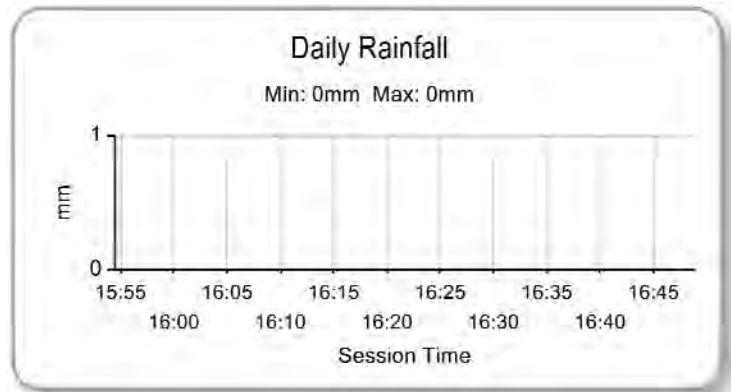
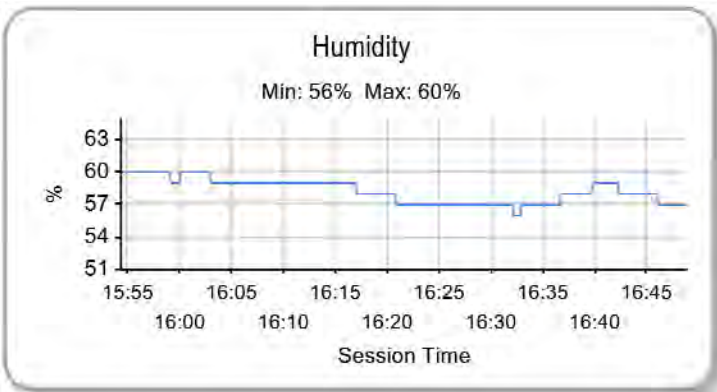
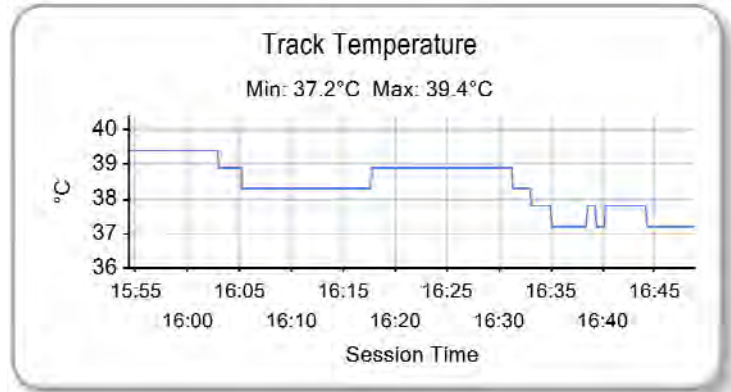
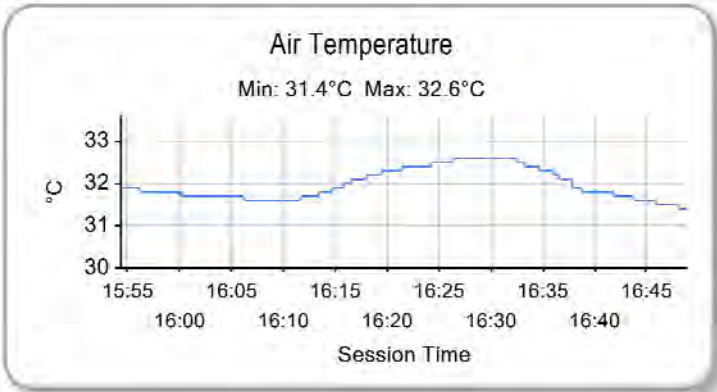
Blancpain GT Series Asia 2018

FREE PRACTICE 2 - PIT STOP ANALYSIS

P30	11	GT4AM	TTR Team SARD					Porsche Cayman GT4 Clubsport MR
D1: Brian LEE			Total Stint: 10 Laps - 23:34.586 (55.28%)					Best Lap: 1:48.994 On Lap 9 @ 150.41 kph
D2: Tony FONG			Total Stint: 10 Laps - 18:39.996 (43.77%)					Best Lap: 1:49.504 On Lap 17 @ 149.71 kph
STOP	IN TIME	DRIVER IN	STINT TIME	STOP TIME	TOTAL STOP TIME	OUT TIME	DRIVER OUT	
1 -	16:23:01.243	Brian LEE	24:08.793	1:59.638	1:59.638	16:25:00.881	Tony FONG	
2 -	16:43:40.877	Tony FONG						

Blancpain GT Series Asia 2018

FREE PRACTICE 2 - WEATHER CONDITIONS



Weather / Track : Sunny / Dry

Results can be found at www.tsl-timing.com

Chang International
Circuit Length = 4.554 km
Start: 16:00 Flag 16:45 End: 16:48

Printed - 16:52 Friday, 11 May 2018

Blancpain GT Series Asia 2018

OFFICIAL PRACTICE - CLASSIFICATION

POS	NO	CL	PIC	TEAM / DRIVERS	CAR	TIME	ON	LAPS	GAP	DIFF	KPH
1	28	GT3PA	1	HubAuto Corsa (TPE) Morris CHEN (TPE) / Tim SLADE (AUS)	Ferrari 488 GT3	1:33.128	4	12			176.04
2	27	GT3S	1	HubAuto Corsa (TPE) Hongli YE (CHN) / Nick FOSTER (AUS)	Ferrari 488 GT3	1:33.354	2	9	0.225	0.225	175.61
3	18	GT3PA	2	KCMG (HKG) YuKe TANIGUCHI (JPN) / Tsugio MATSUDA (JPN)	Nissan GT-R NISMO GT3	1:33.615	5	11	0.487	0.261	175.12
4	19	GT3S	2	FFF Racing Team by ACM (CHN) Dennis LIND (DNK) / Martin KODRIC (HRV)	Lamborghini Huracan GT3	1:33.728	10	11	0.600	0.112	174.91
5	999	GT3S	3	GruppeM Racing Team (HKG) Patric NIEDERHAUSER (CHE) / Markus POMMER (DEU)	Mercedes-AMG GT3	1:33.857	10	12	0.729	0.129	174.67
6	63 *	GT3PA	3	FFF Racing Team by ACM (CHN) Hiroshi HAMAGUCHI (JPN) / Marco MAPELLI (CHE)	Lamborghini Huracan GT3	1:33.871	6	10	0.743	0.013	174.64
7	86	GT3S	4	OD Racing Team WRT (MYS) Aditya PATEL (IND) / Mitchell GILBERT (MYS)	Audi R8 LMS GT3	1:34.133	8	11	1.005	0.262	174.16
8	37 *	GT3PA	4	Absolute Racing (HKG) Anthony LIU (CHN) / Josh BURDON (HKG)	Audi R8 LMS GT3	1:34.152	7	12	1.023	0.018	174.12
9	888	GT3PA	5	GruppeM Racing Team (HKG) Alexander MATTSCHULL (DEU) / Maximilian BUHK (DEU)	Mercedes-AMG GT3	1:34.250	12	12	1.122	0.098	173.94
10	5 *	GT3S	5	Phoenix Racing Asia (HKG) Marchy LEE (HKG) / Alex YOONG (MYS)	Audi R8 LMS GT3	1:34.333	11	12	1.205	0.083	173.79
11	8	GT3PA	6	ARN Racing (JPN) Hiroaki NAGAI (JPN) / Daisuke ITO (JPN)	Ferrari 488 GT3	1:34.455	2	11	1.327	0.122	173.56
12	3	GT3S	6	Absolute Racing (HKG) Martin RUMP (EST) / Franky CHENG (CHN)	Audi R8 LMS GT3	1:34.594	12	12	1.466	0.138	173.31
13	23	GT3S	7	KCMG (HKG) Edoardo LIBERATI (ITA) / Florian STRAUSS (DEU)	Nissan GT-R NISMO GT3	1:34.629	10	12	1.501	0.035	173.24
14	991	GT3S	8	Craft Bamboo Racing (HKG) Aidan READ (AUS) / Darryl O'YOUNG (HKG)	Porsche 991 GT3R	1:35.040	12	12	1.912	0.411	172.49
15	7	GT3PA	7	Absolute Racing (HKG) Andrew KIM (KOR) / Adderly FONG (HKG)	Audi R8 LMS GT3	1:35.479	10	12	2.351	0.438	171.70
16	97	GT3PA	8	Indigo Racing (KOR) Juwon SEO (KOR) / Roelof BRUINS (NDL)	Mercedes-AMG GT3	1:35.698	6	11	2.569	0.218	171.31
17	911	GT3S	9	Craft Bamboo Racing (HKG) Sandy STUVIK (THA) / Shae DAVIES (AUS)	Porsche 991 GT3R	1:35.748	8	12	2.620	0.050	171.22
18	51	GT3AM	1	AMAC Motorsport (AUS) Andrew MACPHERSON (AUS) / William PORTER (AUS)	Lamborghini Huracan GT3	1:36.164	5	12	3.036	0.416	170.48
19	45	GT3AM	2	KCMG (HKG) Naoto TAKEEDA (JPN) / Takuya SHIRASAKA (JPN)	Audi R8 LMS GT3	1:38.062	4	7	4.934	1.897	167.18
20	666	GT4AM	1	GruppeM Racing Team (HKG) Reinhold RENGER (DEU)	Mercedes-AMG GT4	1:45.192	9	9	12.063	7.129	155.85
21	72	GT4AM	2	Team iRaceWin (TPE) Ringo CHONG (SGP) / Gilles VANNELET (FRA)	Mercedes-AMG GT4	1:45.207	2	9	12.079	0.015	155.82
22	81	GT4AM	3	BMW Team Studie (JPN) Sunako JUKUCHOU (JPN) / Takayuki KINOSHITA (JPN)	BMW M4 GT4	1:45.618	4	7	12.489	0.410	155.22
23	82	GT4AM	4	BMW Team Studie (JPN) Ken URATA (JPN) / Max CHEN (TPE)	BMW M4 GT4	1:46.749	4	9	13.621	1.131	153.57
24	22	GT4AM	5	JWD Unixx Racing Team (THA) Charvanin BUNDITKITSADA (THA) / Pitsanu SIRIMONGKOLKASEM (THA)	Porsche Cayman GT4 Clubspor	1:47.216	9	11	14.088	0.467	152.90
25	17	GT4AM	6	Taiwan Top Speed Racing Team (TWN) Keo CHANG (TPE) / Jeff LU (TPE)	Porsche Cayman GT4 Clubspor	1:47.854	2	11	14.726	0.637	152.00
26	77	GT4AM	7	Craft Bamboo Racing (HKG) Frank YU (HKG) / Jean Marc MERLIN (FRA)	Porsche Cayman GT4 Clubspor	1:47.888	1	9	14.760	0.033	151.95
27	11	GT4AM	8	TTR Team SARD (HKG) Tony FONG (HKG) / Brian LEE (TPE)	Porsche Cayman GT4 Clubspor	1:48.219	10	10	15.091	0.331	151.49
28	14	GT4AM	9	Morseng Racing Team (THA) Chayapon YOTHA (THA) / Tosaphol PHAMYAI (THA)	Porsche Cayman GT4 Clubspor	1:49.553	8	10	16.425	1.333	149.64
29	12	GT4AM	10	Clearwater Racing (SGP) Daniel AU (SGP) / Richard WEE (SGP)	McLaren 570S GT4	1:49.620	2	10	16.492	0.067	149.55
30	80	GT4AM	11	Racing Spirit Thailand (THA) Sontaya KUNPLOME (THA) / Preeda TANTEMSPAPYA (THA)	Porsche Cayman GT4 Clubspor	1:49.853	11	11	16.725	0.232	149.23

CLASS GT3 QUALIFYING LAPTIME (115.0% of 1:33.128) = 1:47.097
CLASS GT4 QUALIFYING LAPTIME (115.0% of 1:45.192) = 2:00.971

*Car 5, 37, 63 - lap time(s) removed for track limits infringement

Chang International
Circuit Length = 4.554 km
Start: 09:00 Flag 09:29 End: 09:30

Weather / Track : Sunny / Dry

These results are provisional until the conclusion of any judicial and technical matters.

Race Director : Ravin	Stewards :	Timekeeper :
-----------------------	------------	--------------

Results can be found at www.tsl-timing.com

Printed - 09:43 Saturday, 12 May 2018

Blancpain GT Series Asia 2018

OFFICIAL PRACTICE - CLASSIFICATION BY CLASS

CLASS : GT3 - GT3S

POS	NO	NAME	NAT	ENTRY	TIME	ON	LAPS	GAP	DIFF	KPH
1	27	HubAuto Corsa	TPE	Ferrari 488 GT3	1:33.354	2	9			175.61
2	19	FFF Racing Team by ACM	CHN	Lamborghini Huracan GT3	1:33.728	10	11	0.374	0.374	174.91
3	999	GruppeM Racing Team	HKG	Mercedes-AMG GT3	1:33.857	10	12	0.503	0.129	174.67
4	86	OD Racing Team WRT	MYS	Audi R8 LMS GT3	1:34.133	8	11	0.779	0.275	174.16
5	5 *	Phoenix Racing Asia	HKG	Audi R8 LMS GT3	1:34.333	11	12	0.979	0.200	173.79
6	3	Absolute Racing	HKG	Audi R8 LMS GT3	1:34.594	12	12	1.240	0.260	173.31
7	23	KCMG	HKG	Nissan GT-R NISMO GT3	1:34.629	10	12	1.275	0.035	173.24
8	991	Craft Bamboo Racing	HKG	Porsche 991 GT3R	1:35.040	12	12	1.686	0.411	172.49
9	911	Craft Bamboo Racing	HKG	Porsche 991 GT3R	1:35.748	8	12	2.394	0.707	171.22

CLASS : GT3 - GT3PA

POS	NO	NAME	NAT	ENTRY	TIME	ON	LAPS	GAP	DIFF	KPH
1	28	HubAuto Corsa	TPE	Ferrari 488 GT3	1:33.128	4	12			176.04
2	18	KCMG	HKG	Nissan GT-R NISMO GT3	1:33.615	5	11	0.487	0.487	175.12
3	63 *	FFF Racing Team by ACM	CHN	Lamborghini Huracan GT3	1:33.871	6	10	0.743	0.255	174.64
4	37 *	Absolute Racing	HKG	Audi R8 LMS GT3	1:34.152	7	12	1.023	0.280	174.12
5	888	GruppeM Racing Team	HKG	Mercedes-AMG GT3	1:34.250	12	12	1.122	0.098	173.94
6	8	ARN Racing	JPN	Ferrari 488 GT3	1:34.455	2	11	1.327	0.205	173.56
7	7	Absolute Racing	HKG	Audi R8 LMS GT3	1:35.479	10	12	2.351	1.023	171.70
8	97	Indigo Racing	KOR	Mercedes-AMG GT3	1:35.698	6	11	2.569	0.218	171.31

CLASS : GT3 - GT3AM

POS	NO	NAME	NAT	ENTRY	TIME	ON	LAPS	GAP	DIFF	KPH
1	51	AMAC Motorsport	AUS	Lamborghini Huracan GT3	1:36.164	5	12			170.48
2	45	KCMG	HKG	Audi R8 LMS GT3	1:38.062	4	7	1.897	1.897	167.18

CLASS : GT3

POS	NO	NAME	NAT	ENTRY	TIME	ON	LAPS	GAP	DIFF	KPH
1	28	HubAuto Corsa	TPE	Ferrari 488 GT3	1:33.128	4	12			176.04
2	27	HubAuto Corsa	TPE	Ferrari 488 GT3	1:33.354	2	9	0.225	0.225	175.61
3	18	KCMG	HKG	Nissan GT-R NISMO GT3	1:33.615	5	11	0.487	0.261	175.12
4	19	FFF Racing Team by ACM	CHN	Lamborghini Huracan GT3	1:33.728	10	11	0.600	0.112	174.91
5	999	GruppeM Racing Team	HKG	Mercedes-AMG GT3	1:33.857	10	12	0.729	0.129	174.67
6	63 *	FFF Racing Team by ACM	CHN	Lamborghini Huracan GT3	1:33.871	6	10	0.743	0.013	174.64
7	86	OD Racing Team WRT	MYS	Audi R8 LMS GT3	1:34.133	8	11	1.005	0.262	174.16
8	37 *	Absolute Racing	HKG	Audi R8 LMS GT3	1:34.152	7	12	1.023	0.018	174.12
9	888	GruppeM Racing Team	HKG	Mercedes-AMG GT3	1:34.250	12	12	1.122	0.098	173.94
10	5 *	Phoenix Racing Asia	HKG	Audi R8 LMS GT3	1:34.333	11	12	1.205	0.083	173.79
11	8	ARN Racing	JPN	Ferrari 488 GT3	1:34.455	2	11	1.327	0.122	173.56
12	3	Absolute Racing	HKG	Audi R8 LMS GT3	1:34.594	12	12	1.466	0.138	173.31
13	23	KCMG	HKG	Nissan GT-R NISMO GT3	1:34.629	10	12	1.501	0.035	173.24
14	991	Craft Bamboo Racing	HKG	Porsche 991 GT3R	1:35.040	12	12	1.912	0.411	172.49
15	7	Absolute Racing	HKG	Audi R8 LMS GT3	1:35.479	10	12	2.351	0.438	171.70
16	97	Indigo Racing	KOR	Mercedes-AMG GT3	1:35.698	6	11	2.569	0.218	171.31

Chang International
Circuit Length = 4.554 km
Start: 09:00 Flag 09:29 End: 09:30

Weather / Track : Sunny / Dry

These results are provisional until the conclusion of any judicial and technical matters.

Race Director : Ravin	Stewards :	Timekeeper :
-----------------------	------------	--------------

Blancpain GT Series Asia 2018

OFFICIAL PRACTICE - CLASSIFICATION BY CLASS

17	911	Craft Bamboo Racing	HKG	Porsche 991 GT3R	1:35.748	8	12	2.620	0.050	171.22
18	51	AMAC Motorsport	AUS	Lamborghini Huracan GT3	1:36.164	5	12	3.036	0.416	170.48
19	45	KCMG	HKG	Audi R8 LMS GT3	1:38.062	4	7	4.934	1.897	167.18

CLASS : GT4 - GT4AM

POS	NO	NAME	NAT	ENTRY	TIME	ON	LAPS	GAP	DIFF	KPH
1	666	GruppeM Racing Team	HKG	Mercedes-AMG GT4	1:45.192	9	9			155.85
2	72	Team iRaceWin	TPE	Mercedes-AMG GT4	1:45.207	2	9	0.015	0.015	155.82
3	81	BMW Team Studie	JPN	BMW M4 GT4	1:45.618	4	7	0.426	0.410	155.22
4	82	BMW Team Studie	JPN	BMW M4 GT4	1:46.749	4	9	1.557	1.131	153.57
5	22	JWD Unixx Racing Team	THA	Porsche Cayman GT4 Clubsport MR	1:47.216	9	11	2.024	0.467	152.90
6	17	Taiwan Top Speed Racing Team	TWN	Porsche Cayman GT4 Clubsport MR	1:47.854	2	11	2.662	0.637	152.00
7	77	Craft Bamboo Racing	HKG	Porsche Cayman GT4 Clubsport MR	1:47.888	1	9	2.696	0.033	151.95
8	11	TTR Team SARD	HKG	Porsche Cayman GT4 Clubsport MR	1:48.219	10	10	3.027	0.331	151.49
9	14	Morseng Racing Team	THA	Porsche Cayman GT4 Clubsport MR	1:49.553	8	10	4.361	1.333	149.64
10	12	Clearwater Racing	SGP	McLaren 570S GT4	1:49.620	2	10	4.428	0.067	149.55
11	80	Racing Spirit Thailand	THA	Porsche Cayman GT4 Clubsport MR	1:49.853	11	11	4.661	0.232	149.23

*Car 5, 37, 63 - lap time(s) removed for track limits infringement

Weather / Track : Sunny / Dry

These results are provisional until the conclusion of any judicial and technical matters.

Chang International

Circuit Length = 4.554 km

Start: 09:00 Flag 09:29 End: 09:30

Race Director : Ravin	Stewards :	Timekeeper :
-----------------------	------------	--------------

Blancpain GT Series Asia 2018

OFFICIAL PRACTICE - COMBINED CLASSIFICATION

POS	NO	CL	PIC	NAME	NAT	FIRST		SECOND		THIRD		GAP	DIFF
						TIME	LAPS	TIME	LAPS	TIME	LAPS		
1	28	GT3PA	1	HubAuto Corsa	TPE	1:34.761	20	1:34.001	22	1:33.128	12		
2	27	GT3S	1	HubAuto Corsa	TPE	1:35.841	18	1:35.263	21	1:33.354	9	0.225	0.225
3	18	GT3PA	2	KCMG	HKG	1:34.725	20	1:34.282	25	1:33.615	11	0.487	0.261
4	19	GT3S	2	FFF Racing Team by ACM	CHN	1:34.478	20	1:34.175	17	1:33.728	11	0.600	0.112
5	999	GT3S	3	GruppeM Racing Team	HKG	1:34.355	19	1:34.400	18	1:33.857	12	0.729	0.129
6	63	GT3PA	3	FFF Racing Team by ACM	CHN	1:34.903	6	1:35.404	21	1:33.871	10	0.743	0.013
7	7	GT3PA	4	Absolute Racing	HKG	1:35.518	20	1:33.886	24	1:35.479	12	0.758	0.015
8	86	GT3S	4	OD Racing Team WRT	MYS	1:35.656	14	1:34.679	20	1:34.133	11	1.005	0.246
9	37	GT3PA	5	Absolute Racing	HKG	1:35.971	19	1:34.605	23	1:34.152	12	1.023	0.018
10	888	GT3PA	6	GruppeM Racing Team	HKG	1:34.906	17	1:34.388	21	1:34.250	12	1.122	0.098
11	5	GT3S	5	Phoenix Racing Asia	HKG	1:35.802	19	1:35.843	20	1:34.333	12	1.205	0.083
12	23	GT3S	6	KCMG	HKG	1:35.210	17	1:34.402	21	1:34.629	12	1.274	0.069
13	8	GT3PA	7	ARN Racing	JPN	1:35.553	17	1:34.755	21	1:34.455	11	1.327	0.053
14	3	GT3S	7	Absolute Racing	HKG	1:35.834	20	1:34.677	24	1:34.594	12	1.466	0.138
15	991	GT3S	8	Craft Bamboo Racing	HKG	1:36.079	19	1:35.284	18	1:35.040	12	1.912	0.446
16	97	GT3PA	8	Indigo Racing	KOR	1:36.161	17	1:36.142	18	1:35.698	11	2.569	0.657
17	911	GT3S	9	Craft Bamboo Racing	HKG	1:36.040	19	1:35.727	22	1:35.748	12	2.599	0.029
18	45	GT3AM	1	KCMG	HKG	1:37.594	20	1:35.941	14	1:38.062	7	2.812	0.213
19	51	GT3AM	2	AMAC Motorsport	AUS	1:38.040	20	1:36.460	23	1:36.164	12	3.036	0.223
20	666	GT4AM	1	GruppeM Racing Team	HKG	1:45.391	17	1:45.820	18	1:45.192	9	12.063	9.027
21	72	GT4AM	2	Team iRaceWin	TPE	1:45.740	17	1:45.222	22	1:45.207	9	12.079	0.015
22	81	GT4AM	3	BMW Team Studie	JPN	1:45.507	14	1:45.311	20	1:45.618	7	12.183	0.103
23	82	GT4AM	4	BMW Team Studie	JPN	1:47.541	14	1:46.961	21	1:46.749	9	13.621	1.438
24	22	GT4AM	5	JWD Unixx Racing Team	THA	1:48.800	16	1:48.605	20	1:47.216	11	14.088	0.467
25	77	GT4AM	6	Craft Bamboo Racing	HKG	1:48.659	18	1:47.253	20	1:47.888	9	14.125	0.037
26	17	GT4AM	7	Taiwan Top Speed Racing Te	TWN	1:48.773	16	1:48.303	22	1:47.854	11	14.726	0.600
27	12	GT4AM	8	Clearwater Racing	SGP	1:49.598	5	1:48.179	21	1:49.620	10	15.050	0.324
28	11	GT4AM	9	TTR Team SARD	HKG	1:50.114	13	1:48.994	20	1:48.219	10	15.091	0.040
29	14	GT4AM	10	Morseng Racing Team	THA	1:51.793	15	1:48.388	21	1:49.553	10	15.259	0.168
30	80	GT4AM	11	Racing Spirit Thailand	THA	1:51.011	16	1:48.746	20	1:49.853	11	15.617	0.358

Weather / Track : Sunny / Dry

These results are provisional until the conclusion of any judicial and technical matters.

Chang International
Circuit Length = 4.554 km
Start: 09:00 Flag 09:29 End: 09:30

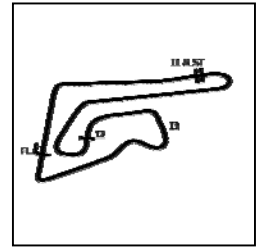
Race Director : Ravin	Stewards :	Timekeeper :
-----------------------	------------	--------------

Results can be found at www.tsl-timing.com

Printed - 09:46 Saturday, 12 May 2018

Blancpain GT Series Asia 2018

OFFICIAL PRACTICE - SECTOR ANALYSIS



SECTOR 1 = FL to I1, SECTOR 2 = I1 to I2 SECTOR 3 = I2 to I3, SECTOR 4 = I3 to FL, DIFF = Difference To Personal Best Lap, P = Crossed Finish Line in Pit Lane, D = Time Disallowed

P1 28 GT3PA HubAuto Corsa		Ferrari 488 GT3							
IDEAL LAP TIME : 1:33.128		BEST LAP TIME : 1:33.128		DIFFERENCE : 0.000					
D1: Morris CHEN		D2: Tim SLADE							
LAP	SECTOR 1	SECTOR 2	SECTOR 3	SPEED TRAP	LAP TIME	KPH	DIFF	TIME OF DAY	
1 - D2	23.517	39.290	44.143	225.4	1:46.950	153.28	13.822	09:04:19.241	
2 - D2	22.486	34.829	36.408	249.4	1:33.723 (3)	174.92	0.595	09:05:52.965	
3 - D2	22.371	34.631	36.522	251.1	1:33.524 (2)	175.29	0.395	09:07:26.489	
4 - D2	22.242	34.598	36.288	251.7	1:33.128 (1)	176.04		09:08:59.617	
5 - D2	22.369	35.662	IN PIT	250.0	1:40.687 P	162.82	7.559	09:10:40.305	
6 - D1	OUTLAP	40.026	41.961	244.3	3:12.890	84.99	1:39.762	09:13:53.195	
7 - D1	24.232	36.999	45.924	240.5	1:47.156	152.99	14.027	09:15:40.351	
8 - D1	23.196	36.650	40.454	247.1	1:40.300	163.45	7.172	09:17:20.652	
9 - D1	23.273	37.378	38.985	246.0	1:39.637	164.54	6.508	09:19:00.289	
10 - D1	22.934	36.371	38.929	249.4	1:38.235	166.88	5.107	09:20:38.524	
11 - D1	22.898	36.168	38.677	248.2	1:37.743	167.72	4.614	09:22:16.268	
12 - D1	22.980	38.070	IN PIT	247.7	1:48.210 P	151.50	15.081	09:24:04.478	

P2 27 GT3S HubAuto Corsa		Ferrari 488 GT3							
IDEAL LAP TIME : 1:33.103		BEST LAP TIME : 1:33.354		DIFFERENCE : 0.250					
D1: Hongli YE		D2: Nick FOSTER							
LAP	SECTOR 1	SECTOR 2	SECTOR 3	SPEED TRAP	LAP TIME	KPH	DIFF	TIME OF DAY	
1 - D2	24.260	35.540	36.340	208.8	1:36.140	170.52	2.786	09:07:28.171	
2 - D2	22.441	34.629	36.283	249.4	1:33.354 (1)	175.61		09:09:01.525	
3 - D2	22.314	34.866	IN PIT	250.0	1:38.093 P	167.12	4.739	09:10:39.619	
4 - D1	OUTLAP	36.497	37.068	246.0	4:01.183	67.97	2:27.829	09:14:40.802	
5 - D1	22.712	35.187	37.662	250.0	1:35.562 (3)	171.55	2.207	09:16:16.364	
6 - D1	22.383	36.019	36.705	250.0	1:35.108 (2)	172.37	1.754	09:17:51.472	
7 - D1	22.191	34.835	IN PIT	250.5	1:36.089 P	170.61	2.735	09:19:27.562	
8 - D2	OUTLAP	35.557	36.519	238.4	3:07.030	87.65	1:33.676	09:22:34.592	
9 - D2	22.459	34.780	IN PIT	250.0	1:37.000 P	169.01	3.646	09:24:11.593	

P3 18 GT3PA KCMG		Nissan GT-R NISMO GT3							
IDEAL LAP TIME : 1:33.531		BEST LAP TIME : 1:33.615		DIFFERENCE : 0.084					
D1: Yuke TANIGUCHI		D2: Tsugio MATSUDA							
LAP	SECTOR 1	SECTOR 2	SECTOR 3	SPEED TRAP	LAP TIME	KPH	DIFF	TIME OF DAY	
1 - D2	OUTLAP	38.296	40.530	242.1	3:11.321	85.69	1:37.705	09:05:04.954	
2 - D2	22.513	35.005	37.003	247.7	1:34.521 (3)	173.44	0.905	09:06:39.475	
3 - D2	22.212	34.984	38.132	252.9	1:35.329	171.97	1.713	09:08:14.804	
4 - D2	22.343	34.752	36.672	249.4	1:33.768 (2)	174.84	0.152	09:09:48.572	
5 - D2	22.296	34.664	36.655	249.4	1:33.615 (1)	175.12		09:11:22.188	
6 - D2	22.344	36.435	IN PIT	250.0	1:38.257 P	166.85	4.641	09:13:00.446	
7 - D1	OUTLAP	37.634	IN PIT	244.8	3:12.276 P	85.26	1:38.660	09:16:12.722	
8 - D1	OUTLAP	36.995	IN PIT	244.8	3:08.639 P	86.90	1:35.023	09:19:21.361	
9 - D1	OUTLAP	36.403	39.218	246.5	3:05.326	88.46	1:31.710	09:22:26.687	
10 - D1	22.642	35.542	38.194	248.8	1:36.378	170.10	2.763	09:24:03.066	
11 - D1	22.560	35.718	37.290	248.2	1:35.568	171.54	1.952	09:25:38.635	

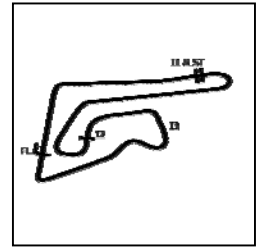
P4 19 GT3S FFF Racing Team by ACM		Lamborghini Huracan GT3							
IDEAL LAP TIME : 1:33.489		BEST LAP TIME : 1:33.728		DIFFERENCE : 0.239					
D1: Dennis LIND		D2: Martin KODRIC							
LAP	SECTOR 1	SECTOR 2	SECTOR 3	SPEED TRAP	LAP TIME	KPH	DIFF	TIME OF DAY	
1 - D1	22.718	38.170	40.555	247.7	1:41.443	161.61	7.715	09:03:27.691	
2 - D1	22.448	36.910	38.348	252.9	1:37.707	167.79	3.978	09:05:05.398	
3 - D1	22.392	35.364	38.212	252.3	1:35.969 (3)	170.82	2.240	09:06:41.367	
4 - D1	22.419	35.536	IN PIT	252.9	1:35.638 P	171.42	1.910	09:08:17.006	
5 - D1	OUTLAP	35.936	37.650	247.1	2:55.842	93.23	1:22.113	09:11:12.848	
6 - D1	22.649	35.192	36.697	250.0	1:34.539 (2)	173.41	0.811	09:12:47.387	
7 - D1	22.529	35.288	39.306	250.5	1:37.123	168.79	3.395	09:14:24.511	
8 - D1	22.399	35.860	IN PIT	250.5	1:37.333 P	168.43	3.604	09:16:01.845	
9 - D1	OUTLAP	45.159	37.932	169.8	5:25.304	50.39	3:51.575	09:21:27.149	
10 - D1	22.618	34.715	36.394	248.8	1:33.728 (1)	174.91		09:23:00.877	

Weather / Track : Sunny / Dry

Chang International
Circuit Length = 4.554 km
Start: 09:00 Flag 09:29 End: 09:30

Blancpain GT Series Asia 2018

OFFICIAL PRACTICE - SECTOR ANALYSIS



SECTOR 1 = FL to I1, SECTOR 2 = I1 to I2 SECTOR 3 = I2 to I3, SECTOR 4 = I3 to FL, DIFF = Difference To Personal Best Lap, P = Crossed Finish Line in Pit Lane, D = Time Disallowed
 11 - D1 22.379 40.362 IN PIT 250.5 1:47.083 P 153.09 13.355 09:24:47.961

P5 999 GT3S GruppeM Racing Team		Mercedes-AMG GT3						
IDEAL LAP TIME : 1:33.789		BEST LAP TIME : 1:33.857		DIFFERENCE : 0.068				
D1: Patric NIEDERHAUSER		D2: Markus POMMER						
LAP	SECTOR 1	SECTOR 2	SECTOR 3	SPEED TRAP	LAP TIME	KPH	DIFF	TIME OF DAY
1 - D1	23.609	40.089	38.356	235.2	1:42.054	160.64	8.196	09:05:06.251
2 - D1	23.332	39.743	40.892	197.8	1:43.967	157.68	10.109	09:06:50.218
3 - D1	22.422	36.055	36.857	250.5	1:35.334	171.96	1.476	09:08:25.552
4 - D1	22.300	35.177	37.036	251.7	1:34.514 (3)	173.45	0.656	09:10:00.066
5 - D1	34.359	37.068	IN PIT	243.2	1:51.530 P	146.99	17.672	09:11:51.597
6 - D2	OUTLAP	47.242	41.342	167.9	3:20.459	81.78	1:46.602	09:15:12.056
7 - D2	22.654	37.719	37.468	248.8	1:37.841	167.56	3.983	09:16:49.898
8 - D2	22.531	35.210	37.116	249.4	1:34.857	172.83	0.999	09:18:24.755
9 - D2	22.379	37.965	49.735	252.3	1:50.080	148.93	16.222	09:20:14.835
10 - D2	22.269	35.018	36.570	250.0	1:33.857 (1)	174.67		09:21:48.693
11 - D2	22.438	35.025	36.630	250.5	1:34.094 (2)	174.23	0.236	09:23:22.787
12 - D2	22.443	34.950	IN PIT	250.5	1:37.161 P	168.73	3.303	09:24:59.949

P6 63 GT3PA FFF Racing Team by ACM		Lamborghini Huracan GT3						
IDEAL LAP TIME : 1:33.606		BEST LAP TIME : 1:33.871		DIFFERENCE : 0.265				
D1: Hiroshi HAMAGUCHI		D2: Marco MAPELLI						
LAP	SECTOR 1	SECTOR 2	SECTOR 3	SPEED TRAP	LAP TIME	KPH	DIFF	TIME OF DAY
1 - D1	24.169	36.540	43.312	247.1	1:44.021	157.60	10.149	09:07:06.134
2 - D1	22.581	36.216	36.865	251.7	1:35.663 D	171.37	1.791	09:08:41.797
3 - D1	22.628	35.575	36.968	252.3	1:35.172 (3)	172.25	1.300	09:10:16.969
4 - D1	22.411	35.443	IN PIT	253.5	1:41.063 P	162.21	7.191	09:11:58.033
5 - D2	OUTLAP	40.205	39.474	225.9	3:06.221	88.03	1:32.349	09:15:04.254
6 - D2	22.441	34.928	36.501	250.0	1:33.871 (1)	174.64		09:16:38.125
7 - D2	22.341	35.126	36.507	251.1	1:33.974 (2)	174.45	0.102	09:18:12.100
8 - D2	22.651	35.658	37.205	251.1	1:35.514	171.64	1.642	09:19:47.614
9 - D2	22.262	34.975	IN PIT	251.7	1:37.829 P	167.58	3.957	09:21:25.444
10 - D2	OUTLAP	34.842	39.998	248.2	3:44.879	72.90	2:11.007	09:25:10.323

P7 86 GT3S OD Racing Team WRT		Audi R8 LMS GT3						
IDEAL LAP TIME : 1:33.978		BEST LAP TIME : 1:34.133		DIFFERENCE : 0.155				
D1: Aditya PATEL		D2: Mitchell GILBERT						
LAP	SECTOR 1	SECTOR 2	SECTOR 3	SPEED TRAP	LAP TIME	KPH	DIFF	TIME OF DAY
1 - D1	22.777	35.614	37.345	247.7	1:35.737	171.24	1.603	09:03:47.587
2 - D1	22.670	35.299	37.093	249.4	1:35.063	172.45	0.929	09:05:22.650
3 - D1	24.287	36.379	IN PIT	245.4	1:41.965 P	160.78	7.831	09:07:04.616
4 - D1	OUTLAP	39.705	41.995	228.8	3:20.163	81.90	1:46.030	09:10:24.779
5 - D1	22.787	35.093	37.043	248.2	1:34.923 (3)	172.71	0.789	09:11:59.703
6 - D1	22.565	36.993	38.230	250.5	1:37.789	167.64	3.655	09:13:37.492
7 - D1	22.565	35.008	37.448	249.4	1:35.021	172.53	0.887	09:15:12.514
8 - D1	22.459	35.047	36.626	251.7	1:34.133 (1)	174.16		09:16:46.647
9 - D1	22.550	34.892	37.099	250.5	1:34.541 (2)	173.40	0.408	09:18:21.189
10 - D1	22.517	35.061	IN PIT	251.1	1:40.069 P	163.82	5.936	09:20:01.259
11 - D2	OUTLAP	36.404	37.027	243.7	4:32.108	60.24	2:57.975	09:24:33.367

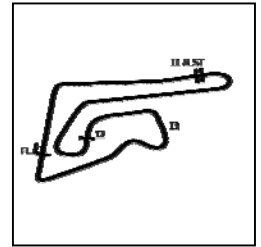
P8 37 GT3PA Absolute Racing		Audi R8 LMS GT3						
IDEAL LAP TIME : 1:33.923		BEST LAP TIME : 1:34.152		DIFFERENCE : 0.229				
D1: Anthony LIU		D2: Josh BURDON						
LAP	SECTOR 1	SECTOR 2	SECTOR 3	SPEED TRAP	LAP TIME	KPH	DIFF	TIME OF DAY
1 - D2	23.796	37.640	39.925	236.3	1:41.362	161.74	7.210	09:03:41.780
2 - D2	23.084	36.455	IN PIT	247.7	1:40.119 P	163.74	5.967	09:05:21.900
3 - D2	OUTLAP	35.869	38.126	244.8	3:13.548	84.70	1:39.396	09:08:35.448
4 - D2	22.706	35.078	37.239	249.4	1:35.024 D	172.52	0.872	09:10:10.472
5 - D2	23.221	36.673	36.869	250.0	1:36.764	169.42	2.612	09:11:47.236
6 - D2	22.622	34.710	36.710	248.8	1:34.042 D	174.33		09:13:21.279
7 - D2	22.503	34.804	36.845	249.4	1:34.152 (1)	174.12		09:14:55.431

Weather / Track : Sunny / Dry

Chang International
 Circuit Length = 4.554 km
 Start: 09:00 Flag 09:29 End: 09:30

Blancpain GT Series Asia 2018

OFFICIAL PRACTICE - SECTOR ANALYSIS



SECTOR 1 = FL to I1, SECTOR 2 = I1 to I2 SECTOR 3 = I2 to I3, SECTOR 4 = I3 to FL, DIFF = Difference To Personal Best Lap, P = Crossed Finish Line in Pit Lane, D = Time Disallowed

8 - D2	22.522	36.385	IN PIT	250.5	1:40.387	P	163.31	6.235	09:16:35.819
9 - D1	OUTLAP	37.922	40.272	206.5	3:18.971		82.39	1:44.818	09:19:54.790
10 - D1	23.539	36.028	39.659	247.1	1:39.226		165.22	5.074	09:21:34.016
11 - D1	22.664	35.376	37.521	249.4	1:35.561	(3)	171.55	1.409	09:23:09.578
12 - D1	22.553	35.243	37.456	249.4	1:35.253	(2)	172.11	1.101	09:24:44.831

P9 888 GT3PA GruppeM Racing Team

Mercedes-AMG GT3

IDEAL LAP TIME : 1:34.225

BEST LAP TIME : 1:34.250

DIFFERENCE : 0.025

D1: Alexander MATTSCHULL D2: Maximilian BUHK

LAP	SECTOR 1	SECTOR 2	SECTOR 3	SPEED TRAP	LAP TIME	KPH	DIFF	TIME OF DAY	
1 - D1	23.118	39.753	38.984	246.0	1:41.855	160.95	7.605	09:05:08.183	
2 - D1	22.989	36.211	37.964	247.1	1:37.165	168.72	2.914	09:06:45.348	
3 - D1	22.662	36.564	37.773	249.4	1:36.999	169.01	2.748	09:08:22.348	
4 - D1	22.963	36.642	37.250	248.2	1:36.855	169.26	2.605	09:09:59.203	
5 - D1	22.689	35.613	36.926	248.8	1:35.228	172.15	0.978	09:11:34.432	
6 - D1	22.545	36.794	40.116	248.2	1:39.455	164.84	5.205	09:13:13.888	
7 - D1	22.604	36.120	37.946	248.2	1:36.670	169.58	2.420	09:14:50.559	
8 - D1	22.694	35.447	IN PIT	247.7	1:37.845	P	167.55	3.595	09:16:28.405
9 - D2	OUTLAP	35.929	37.049	246.0	3:02.909	89.63	1:28.659	09:19:31.314	
10 - D2	22.482	35.584	36.677	248.8	1:34.743	(3)	173.03	0.493	09:21:06.058
11 - D2	22.514	35.211	36.714	248.2	1:34.440	(2)	173.59	0.189	09:22:40.498
12 - D2	22.385	35.236	36.629	248.8	1:34.250	(1)	173.94		09:24:14.749

P10 5 GT3S Phoenix Racing Asia

Audi R8 LMS GT3

IDEAL LAP TIME : 1:34.172

BEST LAP TIME : 1:34.333

DIFFERENCE : 0.161

D1: Marchy LEE D2: Alex YOONG

LAP	SECTOR 1	SECTOR 2	SECTOR 3	SPEED TRAP	LAP TIME	KPH	DIFF	TIME OF DAY	
1 - D1	24.942	42.248	47.048	167.4	1:54.238	143.51	19.905	09:05:00.931	
2 - D1	23.069	35.526	37.470	246.5	1:36.065	170.65	1.732	09:06:36.997	
3 - D1	22.996	36.463	40.906	248.2	1:40.366	163.34	6.032	09:08:17.363	
4 - D1	22.740	35.459	37.187	248.2	1:35.387	171.87	1.053	09:09:52.750	
5 - D1	22.696	35.461	37.394	249.4	1:35.551	171.57	1.217	09:11:28.302	
6 - D1	22.617	35.353	IN PIT	248.2	1:37.522	P	168.10	3.189	09:13:05.825
7 - D2	OUTLAP	40.864	42.756	198.8	3:14.811	84.15	1:40.477	09:16:20.636	
8 - D2	23.997	37.112	37.750	232.2	1:38.859	165.83	4.525	09:17:59.495	
9 - D2	22.767	35.342	36.894	248.2	1:35.004	D	172.56	0.670	09:19:34.499
10 - D2	22.505	35.585	36.788	249.4	1:34.878	(3)	172.79	0.545	09:21:09.378
11 - D2	22.457	34.927	36.949	250.5	1:34.333	(1)	173.79		09:22:43.711
12 - D2	22.616	35.025	37.164	248.2	1:34.805	(2)	172.92	0.472	09:24:18.517

P11 8 GT3PA ARN Racing

Ferrari 488 GT3

IDEAL LAP TIME : 1:34.282

BEST LAP TIME : 1:34.455

DIFFERENCE : 0.173

D1: Hiroaki NAGAI D2: Daisuke ITO

LAP	SECTOR 1	SECTOR 2	SECTOR 3	SPEED TRAP	LAP TIME	KPH	DIFF	TIME OF DAY	
1 - D2	23.260	36.768	39.238	245.4	1:39.266	165.15	4.810	09:03:56.758	
2 - D2	22.618	35.060	36.777	249.4	1:34.455	(1)	173.56	09:05:31.214	
3 - D2	22.444	37.531	IN PIT	251.1	1:42.484	P	159.96	8.029	09:07:13.699
4 - D2	OUTLAP	39.653	38.498	244.8	4:13.061	64.78	2:38.605	09:11:26.760	
5 - D2	22.582	35.361	38.657	248.8	1:36.600	169.71	2.145	09:13:03.361	
6 - D2	22.588	35.129	37.469	248.8	1:35.187	(2)	172.23	0.731	09:14:38.548
7 - D2	22.514	36.200	IN PIT	249.4	1:37.990	P	167.30	3.534	09:16:16.539
8 - D1	OUTLAP	36.013	37.793	240.5	3:43.647	73.30	2:09.191	09:20:00.186	
9 - D1	22.862	35.594	37.791	248.2	1:36.247	(3)	170.33	1.791	09:21:36.434
10 - D1	22.736	36.316	37.201	250.5	1:36.253	170.32	1.798	09:23:12.688	
11 - D1	23.066	35.286	39.418	247.7	1:37.770	167.68	3.314	09:24:50.458	

P12 3 GT3S Absolute Racing

Audi R8 LMS GT3

IDEAL LAP TIME : 1:34.344

BEST LAP TIME : 1:34.594

DIFFERENCE : 0.249

D1: Martin RUMP D2: Franky CHENG

LAP	SECTOR 1	SECTOR 2	SECTOR 3	SPEED TRAP	LAP TIME	KPH	DIFF	TIME OF DAY
1 - D2	23.826	37.503	39.925	232.7	1:41.255	161.91	6.661	09:03:42.437

Weather / Track : Sunny / Dry

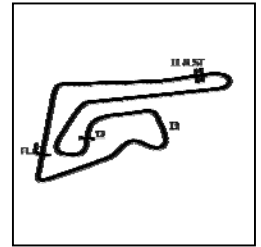
Chang International

Circuit Length = 4.554 km

Start: 09:00 Flag 09:29 End: 09:30

Blancpain GT Series Asia 2018

OFFICIAL PRACTICE - SECTOR ANALYSIS



SECTOR 1 = FL to I1, SECTOR 2 = I1 to I2 SECTOR 3 = I2 to I3, SECTOR 4 = I3 to FL, DIFF = Difference To Personal Best Lap, P = Crossed Finish Line in Pit Lane, D = Time Disallowed

LAP	SECTOR 1	SECTOR 2	SECTOR 3	SPEED TRAP	LAP TIME	KPH	DIFF	TIME OF DAY
2 - D2	23.184	36.302	IN PIT	246.5	1:40.852	P	162.55	6.257 09:05:23.290
3 - D2	OUTLAP	37.110	37.745	245.4	3:04.120		89.04	1:29.525 09:08:27.410
4 - D2	23.003	36.730	37.609	249.4	1:37.342		168.41	2.748 09:10:04.753
5 - D2	22.760	35.548	36.979	248.2	1:35.287	(3)	172.05	0.693 09:11:40.040
6 - D2	22.698	35.329	37.394	248.2	1:35.422		171.80	0.828 09:13:15.462
7 - D2	22.776	36.518	IN PIT	248.2	1:38.347	P	166.69	3.752 09:14:53.810
8 - D1	OUTLAP	36.245	37.561	244.3	3:03.837		89.17	1:29.242 09:17:57.647
9 - D1	22.683	35.476	36.549	248.2	1:34.709	(2)	173.10	0.114 09:19:32.356
10 - D1	22.594	35.907	36.845	250.0	1:35.346		171.94	0.752 09:21:07.703
11 - D1	22.669	35.739	39.217	249.4	1:37.626		167.93	3.031 09:22:45.329
12 - D1	22.567	35.227	36.799	248.8	1:34.594	(1)	173.31	09:24:19.923

P13 23 GT3S KCMG

Nissan GT-R NISMO GT3

IDEAL LAP TIME : 1:34.176

BEST LAP TIME : 1:34.629

DIFFERENCE : 0.453

D1: Edoardo LIBERATI D2: Florian STRAUSS

LAP	SECTOR 1	SECTOR 2	SECTOR 3	SPEED TRAP	LAP TIME	KPH	DIFF	TIME OF DAY
1 - D1	22.769	35.638	37.379	247.1	1:35.786	171.15	1.156	09:03:29.325
2 - D1	22.478	36.942	38.094	250.0	1:37.515	168.12	2.885	09:05:06.840
3 - D1	22.387	35.221	37.235	251.1	1:34.843	(3)	172.85	0.213 09:06:41.684
4 - D1	22.283	38.340	37.910	255.3	1:38.533	166.38	3.904	09:08:20.218
5 - D1	22.168	35.377	37.254	252.9	1:34.800	(2)	172.93	0.170 09:09:55.018
6 - D1	22.329	35.094	IN PIT	251.1	1:38.983	P	165.62	4.353 09:11:34.002
7 - D1	OUTLAP	36.438	IN PIT	244.3	3:05.467	P	88.39	1:30.837 09:14:39.469
8 - D2	OUTLAP	36.534	37.562	246.0	3:06.034		88.12	1:31.404 09:17:45.503
9 - D2	22.423	35.923	37.201	251.1	1:35.547		171.58	0.917 09:19:21.051
10 - D2	22.339	35.376	36.913	250.5	1:34.629	(1)	173.24	09:20:55.680
11 - D2	22.442	35.376	37.262	250.0	1:35.080		172.42	0.450 09:22:30.761
12 - D2	22.391	35.676	37.523	251.1	1:35.590		171.50	0.960 09:24:06.351

P14 991 GT3S Craft Bamboo Racing

Porsche 991 GT3R

IDEAL LAP TIME : 1:34.851

BEST LAP TIME : 1:35.040

DIFFERENCE : 0.189

D1: Aidan READ D2: Darryl O'YOUNG

LAP	SECTOR 1	SECTOR 2	SECTOR 3	SPEED TRAP	LAP TIME	KPH	DIFF	TIME OF DAY
1 - D2	29.736	39.950	41.818	169.2	1:51.504	147.02	16.464	09:04:21.648
2 - D2	23.032	36.043	38.211	245.4	1:37.287	168.51	2.246	09:05:58.935
3 - D2	23.384	38.564	IN PIT	246.0	1:47.729	P	152.18	12.688 09:07:46.665
4 - D2	OUTLAP	37.724	37.782	196.3	3:46.949		72.23	2:11.908 09:11:33.614
5 - D2	22.886	36.735	37.680	245.4	1:37.301	168.49	2.260	09:13:10.915
6 - D2	22.778	35.891	37.327	247.7	1:35.996	(2)	170.78	0.955 09:14:46.912
7 - D2	22.903	35.723	37.626	246.0	1:36.253		170.32	1.212 09:16:23.165
8 - D2	22.864	36.360	IN PIT	247.7	1:38.823	P	165.89	3.782 09:18:01.989
9 - D1	OUTLAP	35.944	37.570	242.6	2:45.560		99.02	1:10.519 09:20:47.549
10 - D1	22.667	35.364	38.330	246.5	1:36.361		170.13	1.321 09:22:23.910
11 - D1	22.580	35.343	38.304	246.5	1:36.227	(3)	170.37	1.186 09:24:00.138
12 - D1	22.769	35.339	36.932	246.0	1:35.040	(1)	172.49	09:25:35.179

P15 7 GT3PA Absolute Racing

Audi R8 LMS GT3

IDEAL LAP TIME : 1:34.785

BEST LAP TIME : 1:35.479

DIFFERENCE : 0.694

D1: Andrew KIM D2: Adderly FONG

LAP	SECTOR 1	SECTOR 2	SECTOR 3	SPEED TRAP	LAP TIME	KPH	DIFF	TIME OF DAY
1 - D2	23.786	38.834	IN PIT	216.0	1:44.637	P	156.67	9.158 09:03:49.445
2 - D2	OUTLAP	42.120	39.616	234.7	3:11.506		85.60	1:36.026 09:07:00.951
3 - D2	23.051	36.365	38.375	248.2	1:37.792		167.64	2.312 09:08:38.743
4 - D2	22.771	35.744	37.144	248.8	1:35.660	(2)	171.38	0.181 09:10:14.403
5 - D2	22.416	35.224	39.340	252.3	1:36.980		169.04	1.501 09:11:51.384
6 - D2	22.534	1:00.640	IN PIT	249.4	2:04.411	P	131.77	28.931 09:13:55.796
7 - D1	OUTLAP	36.450	37.316	234.2	3:08.080		87.16	1:32.600 09:17:03.876
8 - D1	23.029	35.643	37.461	246.0	1:36.133		170.53	0.653 09:18:40.009
9 - D1	22.790	35.471	37.670	248.2	1:35.932	(3)	170.89	0.452 09:20:15.941
10 - D1	22.716	35.415	37.348	248.8	1:35.479	(1)	171.70	09:21:51.421
11 - D1	22.765	36.716	38.111	250.0	1:37.592		167.98	2.113 09:23:29.013
12 - D1	23.016	35.728	38.069	247.7	1:36.813		169.33	1.334 09:25:05.827

Weather / Track : Sunny / Dry

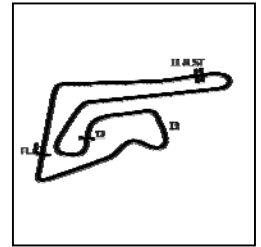
Chang International

Circuit Length = 4.554 km

Start: 09:00 Flag 09:29 End: 09:30

Blancpain GT Series Asia 2018

OFFICIAL PRACTICE - SECTOR ANALYSIS



SECTOR 1 = FL to I1, SECTOR 2 = I1 to I2 SECTOR 3 = I2 to I3, SECTOR 4 = I3 to FL, DIFF = Difference To Personal Best Lap, P = Crossed Finish Line in Pit Lane, D = Time Disallowed

P16 97 GT3PA Indigo Racing				Mercedes-AMG GT3				
IDEAL LAP TIME : 1:35.501		BEST LAP TIME : 1:35.698		DIFFERENCE : 0.197				
D1: Juwon SEO		D2: Roelof BRUINS						
LAP	SECTOR 1	SECTOR 2	SECTOR 3	SPEED TRAP	LAP TIME	KPH	DIFF	TIME OF DAY
1 - D1	25.647	39.017	38.686	240.5	1:43.350	158.62	7.652	09:04:32.123
2 - D1	22.737	35.694	38.071	246.5	1:36.503	169.88	0.805	09:06:08.626
3 - D1	22.916	35.430	50.132	246.0	1:48.478	151.13	12.780	09:07:57.105
4 - D1	22.710	35.535	37.690	246.5	1:35.935 (3)	170.88	0.237	09:09:33.041
5 - D1	22.696	35.591	39.083	247.1	1:37.371	168.36	1.673	09:11:10.412
6 - D1	22.716	35.427	37.554	246.5	1:35.698 (1)	171.37		09:12:46.110
7 - D1	22.637	35.826	IN PIT	246.5	1:42.471 P	159.99	6.773	09:14:28.582
8 - D2	OUTLAP	43.045	40.469	165.8	5:31.261	49.49	3:55.563	09:19:59.843
9 - D2	24.631	37.478	39.554	216.4	1:41.664	161.26	5.966	09:21:41.507
10 - D2	22.851	35.645	37.511	246.0	1:36.007	170.76	0.309	09:23:17.515
11 - D2	22.562	35.648	37.573	248.2	1:35.784 (2)	171.15	0.086	09:24:53.299

P17 911 GT3S Craft Bamboo Racing				Porsche 991 GT3R				
IDEAL LAP TIME : 1:35.492		BEST LAP TIME : 1:35.748		DIFFERENCE : 0.256				
D1: Sandy STUVIK		D2: Shae DAVIES						
LAP	SECTOR 1	SECTOR 2	SECTOR 3	SPEED TRAP	LAP TIME	KPH	DIFF	TIME OF DAY
1 - D2	23.018	36.357	37.556	247.7	1:36.931	169.13	1.183	09:04:00.136
2 - D2	22.760	36.334	37.524	249.4	1:36.619	169.68	0.871	09:05:36.755
3 - D2	22.715	36.250	37.935	250.0	1:36.900	169.18	1.152	09:07:13.656
4 - D2	22.757	35.828	37.461	250.5	1:36.047 (3)	170.69	0.299	09:08:49.703
5 - D2	22.792	35.918	IN PIT	250.0	1:39.439 P	164.86	3.690	09:10:29.143
6 - D1	OUTLAP	38.901	39.088	246.0	3:09.980	86.29	1:34.231	09:13:39.123
7 - D1	22.716	36.204	37.911	249.4	1:36.832	169.30	1.083	09:15:15.955
8 - D1	22.614	35.847	37.286	250.0	1:35.748 (1)	171.22		09:16:51.703
9 - D1	22.573	35.632	37.782	251.1	1:35.987 (2)	170.79	0.239	09:18:27.691
10 - D1	22.646	35.862	37.698	251.1	1:36.207	170.40	0.458	09:20:03.898
11 - D1	22.781	36.384	IN PIT	251.1	1:40.664 P	162.86	4.916	09:21:44.563
12 - D2	OUTLAP	37.326	41.080	249.4	3:22.722	80.87	1:46.974	09:25:07.285

P18 51 GT3AM AMAC Motorsport				Lamborghini Huracan GT3				
IDEAL LAP TIME : 1:36.164		BEST LAP TIME : 1:36.164		DIFFERENCE : 0.000				
D1: Andrew MACPHERSON		D2: William PORTER						
LAP	SECTOR 1	SECTOR 2	SECTOR 3	SPEED TRAP	LAP TIME	KPH	DIFF	TIME OF DAY
1 - D2	25.941	40.521	40.671	227.8	1:47.134	153.02	10.969	09:04:36.366
2 - D2	23.447	37.883	38.734	244.3	1:40.064 (3)	163.83	3.899	09:06:16.431
3 - D2	23.237	36.926	49.652	248.8	1:49.816	149.28	13.651	09:08:06.247
4 - D2	23.013	36.136	38.480	247.1	1:37.629 (2)	167.92	1.464	09:09:43.877
5 - D2	22.934	35.927	37.303	247.7	1:36.164 (1)	170.48		09:11:20.042
6 - D2	23.041	36.559	IN PIT	248.2	1:38.488 P	166.45	2.323	09:12:58.531
7 - D1	OUTLAP	38.394	39.227	242.1	3:32.732	77.06	1:56.567	09:16:31.263
8 - D1	23.587	37.595	39.635	246.0	1:40.817	162.61	4.652	09:18:12.081
9 - D1	23.876	37.492	41.139	245.4	1:42.507	159.93	6.342	09:19:54.589
10 - D1	24.070	37.374	39.525	243.7	1:40.969	162.36	4.804	09:21:35.558
11 - D1	23.186	38.297	39.608	248.2	1:41.091	162.17	4.926	09:23:16.650
12 - D1	23.290	37.647	39.773	248.8	1:40.710	162.78	4.545	09:24:57.360

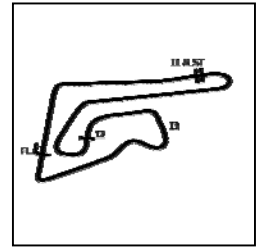
P19 45 GT3AM KCMG				Audi R8 LMS GT3				
IDEAL LAP TIME : 1:37.694		BEST LAP TIME : 1:38.062		DIFFERENCE : 0.368				
D1: Naoto TAKEDA		D2: Takuya SHIRASAKA						
LAP	SECTOR 1	SECTOR 2	SECTOR 3	SPEED TRAP	LAP TIME	KPH	DIFF	TIME OF DAY
1 - D1	OUTLAP	39.680	39.347	244.8	3:13.064	84.91	1:35.002	09:05:13.017
2 - D1	23.090	37.814	38.971	248.8	1:39.876	164.14	1.813	09:06:52.893
3 - D1	23.208	36.847	39.005	249.4	1:39.060 (3)	165.49	0.998	09:08:31.954
4 - D1	22.982	36.024	39.056	250.0	1:38.062 (1)	167.18		09:10:10.017
5 - D1	23.265	37.917	41.519	250.0	1:42.702	159.63	4.639	09:11:52.719
6 - D1	23.111	36.970	38.703	249.4	1:38.785 (2)	165.95	0.723	09:13:31.504

Weather / Track : Sunny / Dry

Chang International
Circuit Length = 4.554 km
Start: 09:00 Flag 09:29 End: 09:30

Blancpain GT Series Asia 2018

OFFICIAL PRACTICE - SECTOR ANALYSIS



SECTOR 1 = FL to I1, SECTOR 2 = I1 to I2 SECTOR 3 = I2 to I3, SECTOR 4 = I3 to FL, DIFF = Difference To Personal Best Lap, P = Crossed Finish Line in Pit Lane, D = Time Disallowed
 7 - D1 22.966 53.803 IN PIT 247.7 2:09.790 P 126.31 31.727 09:15:41.295

P20 666 GT4AM GruppeM Racing Team				Mercedes-AMG GT4				
IDEAL LAP TIME : 1:45.000		BEST LAP TIME : 1:45.192		DIFFERENCE : 0.191				
D1: Reinhold RENGER								
LAP	SECTOR 1	SECTOR 2	SECTOR 3	SPEED TRAP	LAP TIME	KPH	DIFF	TIME OF DAY
1 - D1	25.159	40.336	41.172	230.7	1:46.668	153.69	1.476	09:04:28.485
2 - D1	25.194	39.029	41.725	229.7	1:45.948	154.73	0.755	09:06:14.434
3 - D1	25.656	39.042	41.194	229.7	1:45.892	154.82	0.700	09:08:00.326
4 - D1	25.264	39.284	41.203	229.7	1:45.752 (2)	155.02	0.559	09:09:46.078
5 - D1	25.109	39.011	IN PIT	230.2	1:46.610 P	153.77	1.418	09:11:32.689
6 - D1	OUTLAP	39.175	40.971	223.1	7:21.887	37.10	5:36.695	09:18:54.576
7 - D1	25.484	39.127	41.258	226.8	1:45.870	154.85	0.677	09:20:40.446
8 - D1	25.244	38.931	41.659	229.7	1:45.834 (3)	154.90	0.641	09:22:26.281
9 - D1	25.113	38.919	41.160	230.7	1:45.192 (1)	155.85		09:24:11.473

P21 72 GT4AM Team iRaceWin				Mercedes-AMG GT4				
IDEAL LAP TIME : 1:45.207		BEST LAP TIME : 1:45.207		DIFFERENCE : 0.000				
D1: Ringo CHONG D2: Gilles VANNELET								
LAP	SECTOR 1	SECTOR 2	SECTOR 3	SPEED TRAP	LAP TIME	KPH	DIFF	TIME OF DAY
1 - D2	25.371	41.658	46.367	229.2	1:53.397	144.57	8.189	09:05:14.999
2 - D2	25.094	39.522	40.591	230.2	1:45.207 (1)	155.82		09:07:00.207
3 - D2	25.335	40.092	IN PIT	230.2	1:47.258 P	152.84	2.051	09:08:47.466
4 - D1	OUTLAP	43.815	44.413	194.5	4:55.191	55.53	3:09.983	09:13:42.657
5 - D1	25.584	40.712	44.902	227.8	1:51.198	147.43	5.990	09:15:33.856
6 - D1	25.540	39.953	42.062	227.8	1:47.556	152.42	2.348	09:17:21.412
7 - D1	25.414	39.660	41.318	228.8	1:46.392 (2)	154.09	1.184	09:19:07.805
8 - D1	25.624	39.881	41.750	228.8	1:47.255 (3)	152.85	2.047	09:20:55.060
9 - D1	26.654	42.282	IN PIT	213.8	1:59.792 P	136.85	14.585	09:22:54.853

P22 81 GT4AM BMW Team Studie				BMW M4 GT4				
IDEAL LAP TIME : 1:45.430		BEST LAP TIME : 1:45.618		DIFFERENCE : 0.187				
D1: Sunako JUKUCHOU D2: Takayuki KINOSHITA								
LAP	SECTOR 1	SECTOR 2	SECTOR 3	SPEED TRAP	LAP TIME	KPH	DIFF	TIME OF DAY
1 - D1	OUTLAP	41.176	IN PIT	225.9	4:32.947 P	60.06	2:47.328	09:07:23.157
2 - D1	OUTLAP	40.470	IN PIT	227.8	3:18.278 P	82.68	1:32.659	09:10:41.435
3 - D1	OUTLAP	40.287	42.293	227.3	3:58.480	68.74	2:12.862	09:14:39.915
4 - D1	25.124	39.059	41.435	232.2	1:45.618 (1)	155.22		09:16:25.534
5 - D1	25.087	39.742	41.294	231.7	1:46.124 (2)	154.48	0.506	09:18:11.658
6 - D1	25.158	39.671	IN PIT	232.2	1:48.376 P	151.27	2.757	09:20:00.035
7 - D2	OUTLAP	40.496	43.140	229.2	3:59.641	68.41	2:14.022	09:23:59.676

P23 82 GT4AM BMW Team Studie				BMW M4 GT4				
IDEAL LAP TIME : 1:45.735		BEST LAP TIME : 1:46.749		DIFFERENCE : 1.014				
D1: Ken URATA D2: Max CHEN								
LAP	SECTOR 1	SECTOR 2	SECTOR 3	SPEED TRAP	LAP TIME	KPH	DIFF	TIME OF DAY
1 - D1	26.588	43.015	43.867	229.7	1:53.471	144.48	6.721	09:04:39.156
2 - D1	25.640	41.086	IN PIT	230.2	1:54.059 P	143.73	7.309	09:06:33.216
3 - D2	OUTLAP	41.063	43.521	230.7	3:52.860	70.40	2:06.110	09:10:26.076
4 - D2	25.109	40.090	41.550	231.2	1:46.749 (1)	153.57		09:12:12.826
5 - D2	25.392	39.963	43.327	230.2	1:48.682 (3)	150.84	1.933	09:14:01.509
6 - D2	24.951	39.468	42.909	232.2	1:47.328 (2)	152.74	0.579	09:15:48.837
7 - D2	24.755	40.019	IN PIT	232.7	1:49.112 P	150.25	2.362	09:17:37.950
8 - D1	OUTLAP	40.198	41.916	231.7	3:48.741	71.67	2:01.991	09:21:26.691
9 - D1	25.221	39.430	IN PIT	232.7	1:53.351 P	144.63	6.601	09:23:20.043

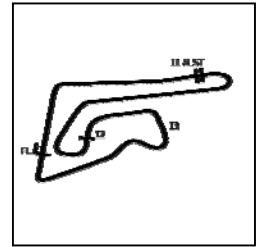
P24 22 GT4AM JWD Unixx Racing Team				Porsche Cayman GT4 Clubsport MR				
IDEAL LAP TIME : 1:46.428		BEST LAP TIME : 1:47.216		DIFFERENCE : 0.788				
D1: Charvanin BUNDITKITSAL D2: Pitsanu SIRIMONGKOLKA								
LAP	SECTOR 1	SECTOR 2	SECTOR 3	SPEED TRAP	LAP TIME	KPH	DIFF	TIME OF DAY

Weather / Track : Sunny / Dry

Chang International
 Circuit Length = 4.554 km
 Start: 09:00 Flag 09:29 End: 09:30

Blancpain GT Series Asia 2018

OFFICIAL PRACTICE - SECTOR ANALYSIS



SECTOR 1 = FL to I1, SECTOR 2 = I1 to I2 SECTOR 3 = I2 to I3, SECTOR 4 = I3 to FL, DIFF = Difference To Personal Best Lap, P = Crossed Finish Line in Pit Lane, D = Time Disallowed

1 - D1	27.227	42.731	43.094	157.6	1:53.053	145.01	5.836	09:04:48.192
2 - D1	25.253	40.378	41.738	231.2	1:47.369 (3)	152.69	0.153	09:06:35.562
3 - D1	25.307	39.871	42.185	231.2	1:47.363 (2)	152.70	0.146	09:08:22.926
4 - D1	25.389	40.728	42.280	233.2	1:48.397	151.24	1.181	09:10:11.324
5 - D1	25.252	40.957	IN PIT	233.2	1:50.373 P	148.53	3.157	09:12:01.698
6 - D2	OUTLAP	42.568	42.422	210.5	3:26.725	79.30	1:39.508	09:15:28.423
7 - D2	25.153	43.130	42.522	232.7	1:50.806	147.95	3.589	09:17:19.229
8 - D2	25.299	39.639	43.215	231.2	1:48.153	151.58	0.936	09:19:07.383
9 - D2	25.296	40.284	41.636	231.7	1:47.216 (1)	152.90		09:20:54.600
10 - D2	29.805	48.792	47.355	189.1	2:05.952	130.16	18.735	09:23:00.552
11 - D2	25.307	39.737	42.501	231.7	1:47.545	152.44	0.328	09:24:48.098

P25 17 GT4AM Taiwan Top Speed Racing Team

Porsche Cayman GT4 Clubsport MR

IDEAL LAP TIME : 1:47.803

BEST LAP TIME : 1:47.854

DIFFERENCE : 0.051

D1: Keo CHANG D2: Jeff LU

LAP	SECTOR 1	SECTOR 2	SECTOR 3	SPEED TRAP	LAP TIME	KPH	DIFF	TIME OF DAY
1 - D1	25.613	41.523	42.979	229.2	1:50.116	148.88	2.262	09:04:37.529
2 - D1	25.290	40.393	42.171	230.7	1:47.854 (1)	152.00		09:06:25.384
3 - D1	25.695	40.586	42.120	228.8	1:48.401 (2)	151.23	0.547	09:08:13.786
4 - D1	28.101	49.448	IN PIT	129.3	2:11.588 P	124.58	23.734	09:10:25.375
5 - D2	OUTLAP	42.244	44.185	218.1	3:51.842	70.71	2:03.987	09:14:17.217
6 - D2	25.587	41.778	44.420	229.7	1:51.785	146.65	3.931	09:16:09.003
7 - D2	25.764	41.547	44.668	228.8	1:51.979	146.40	4.125	09:18:00.982
8 - D2	25.785	40.861	43.839	228.3	1:50.485	148.38	2.630	09:19:51.468
9 - D2	25.856	41.093	44.703	227.8	1:51.652	146.83	3.797	09:21:43.120
10 - D2	25.982	41.495	44.770	227.8	1:52.248	146.05	4.394	09:23:35.368
11 - D2	25.798	40.865	43.388	228.3	1:50.051 (3)	148.97	2.197	09:25:25.420

P26 77 GT4AM Craft Bamboo Racing

Porsche Cayman GT4 Clubsport MR

IDEAL LAP TIME : 1:47.157

BEST LAP TIME : 1:47.888

DIFFERENCE : 0.730

D1: Frank YU D2: Jean Marc MERLIN

LAP	SECTOR 1	SECTOR 2	SECTOR 3	SPEED TRAP	LAP TIME	KPH	DIFF	TIME OF DAY
1 - D2	25.368	39.858	42.662	228.8	1:47.888 (1)	151.95		09:04:21.384
2 - D2	25.944	40.109	IN PIT	225.9	1:49.550 P	149.65	1.662	09:06:10.935
3 - D2	OUTLAP	41.219	42.688	225.0	3:54.715	69.84	2:06.826	09:10:05.650
4 - D2	25.509	39.780	43.101	228.8	1:48.391 (2)	151.25	0.503	09:11:54.041
5 - D2	25.416	40.546	IN PIT	228.8	1:50.522 P	148.33	2.633	09:13:44.564
6 - D1	OUTLAP	40.362	42.080	223.6	3:54.886	69.79	2:06.997	09:17:39.450
7 - D1	26.251	40.118	42.227	226.8	1:48.596 (3)	150.96	0.708	09:19:28.046
8 - D1	25.327	40.457	IN PIT	229.7	1:50.855 P	147.89	2.966	09:21:18.902
9 - D1	OUTLAP	40.652	43.576	226.8	3:53.236	70.29	2:05.348	09:25:12.138

P27 11 GT4AM TTR Team SARD

Porsche Cayman GT4 Clubsport MR

IDEAL LAP TIME : 1:47.947

BEST LAP TIME : 1:48.219

DIFFERENCE : 0.272

D1: Tony FONG D2: Brian LEE

LAP	SECTOR 1	SECTOR 2	SECTOR 3	SPEED TRAP	LAP TIME	KPH	DIFF	TIME OF DAY
1 - D1	25.817	40.822	42.862	230.7	1:49.501	149.71	1.281	09:04:40.386
2 - D1	25.685	40.318	43.257	230.2	1:49.261	150.04	1.042	09:06:29.647
3 - D1	26.617	41.680	IN PIT	225.4	1:55.034 P	142.51	6.814	09:08:24.682
4 - D1	OUTLAP	41.071	44.503	224.5	2:50.173	96.33	1:01.953	09:11:14.855
5 - D1	25.955	41.297	44.259	226.8	1:51.512	147.01	3.292	09:13:06.367
6 - D1	26.661	43.168	IN PIT	223.6	1:56.499 P	140.72	8.280	09:15:02.867
7 - D2	OUTLAP	41.514	43.113	223.1	3:35.394	76.11	1:47.175	09:18:38.261
8 - D2	25.717	40.221	43.198	227.3	1:49.136 (3)	150.21	0.916	09:20:27.398
9 - D2	25.603	40.143	42.981	228.8	1:48.728 (2)	150.78	0.508	09:22:16.126
10 - D2	25.722	39.654	42.843	228.3	1:48.219 (1)	151.49		09:24:04.346

P28 14 GT4AM Morseng Racing Team

Porsche Cayman GT4 Clubsport MR

IDEAL LAP TIME : 1:48.693

BEST LAP TIME : 1:49.553

DIFFERENCE : 0.860

D1: Chayapon YOTHA D2: Tosaphol PHAMYAI

LAP	SECTOR 1	SECTOR 2	SECTOR 3	SPEED TRAP	LAP TIME	KPH	DIFF	TIME OF DAY
-----	----------	----------	----------	------------	----------	-----	------	-------------

Weather / Track : Sunny / Dry

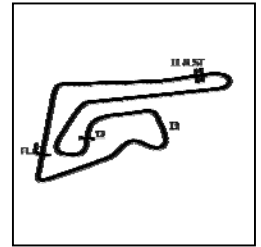
Chang International

Circuit Length = 4.554 km

Start: 09:00 Flag 09:29 End: 09:30

Blancpain GT Series Asia 2018

OFFICIAL PRACTICE - SECTOR ANALYSIS



SECTOR 1 = FL to I1, SECTOR 2 = I1 to I2 SECTOR 3 = I2 to I3, SECTOR 4 = I3 to FL, DIFF = Difference To Personal Best Lap, P = Crossed Finish Line in Pit Lane, D = Time Disallowed

1 - D2	27.053	48.335	46.130	184.3	2:01.518	134.91	11.964	09:05:20.584
2 - D2	27.357	45.197	46.822	226.4	1:59.377	137.33	9.823	09:07:19.961
3 - D2	26.273	43.707	43.445	226.4	1:53.426	144.53	3.872	09:09:13.387
4 - D2	26.176	41.784	52.907	226.4	2:00.867	135.63	11.314	09:11:14.255
5 - D2	32.438	50.016	IN PIT	138.6	2:19.732	P 117.32	30.179	09:13:33.988
6 - D1	OUTLAP	42.050	IN PIT	219.5	3:52.581	P 70.48	2:03.027	09:17:26.569
7 - D1	OUTLAP	41.922	44.460	224.5	2:30.341	109.04	40.787	09:19:56.910
8 - D1	25.891	41.340	42.321	227.3	1:49.553 (1)	149.64		09:21:46.463
9 - D1	25.741	41.400	42.569	227.8	1:49.710	(3) 149.43	0.157	09:23:36.174
10 - D1	25.843	40.630	43.218	226.4	1:49.691	(2) 149.45	0.138	09:25:25.866

P29 12 GT4AM Clearwater Racing

McLaren 570S GT4

IDEAL LAP TIME : 1:49.127

BEST LAP TIME : 1:49.620

DIFFERENCE : 0.493

D1: Daniel AU

D2: Richard WEE

LAP	SECTOR 1	SECTOR 2	SECTOR 3	SPEED TRAP	LAP TIME	KPH	DIFF	TIME OF DAY
1 - D2	25.578	40.803	45.103	229.7	1:51.485	(2) 147.05	1.864	09:05:07.738
2 - D2	25.373	41.296	42.951	233.2	1:49.620 (1)	149.55		09:06:57.359
3 - D2	26.527	44.189	IN PIT	213.8	1:59.672	P 136.99	10.051	09:08:57.032
4 - D1	OUTLAP	44.642	44.837	181.8	3:37.736	75.29	1:48.116	09:12:34.768
5 - D1	26.428	43.626	45.358	222.2	1:55.413	142.04	5.792	09:14:30.181
6 - D1	25.924	42.402	44.075	230.7	1:52.401	145.85	2.781	09:16:22.583
7 - D1	25.814	53.071	47.301	232.2	2:06.187	129.92	16.566	09:18:28.770
8 - D1	25.734	41.631	44.384	232.2	1:51.749	(3) 146.70	2.129	09:20:20.520
9 - D1	25.906	42.034	1:02.224	231.7	2:10.164	125.95	20.543	09:22:30.685
10 - D1	26.230	42.065	45.264	231.2	1:53.560	144.36	3.939	09:24:24.245

P30 80 GT4AM Racing Spirit Thailand

Porsche Cayman GT4 Clubsport MR

IDEAL LAP TIME : 1:49.051

BEST LAP TIME : 1:49.853

DIFFERENCE : 0.802

D1: Sontaya KUNPLOME

D2: Preeda TANTEM SAPYA

LAP	SECTOR 1	SECTOR 2	SECTOR 3	SPEED TRAP	LAP TIME	KPH	DIFF	TIME OF DAY
1 - D1	26.470	41.922	44.906	226.8	1:53.298	144.70	3.444	09:04:46.995
2 - D1	26.434	42.371	44.523	225.9	1:53.329	144.66	3.475	09:06:40.324
3 - D1	27.227	43.894	48.029	225.4	1:59.151	137.59	9.297	09:08:39.475
4 - D1	26.683	41.671	44.606	226.8	1:52.960	145.13	3.107	09:10:32.436
5 - D1	26.079	41.576	43.475	227.3	1:51.130	147.52	1.277	09:12:23.567
6 - D1	25.891	40.975	43.515	227.8	1:50.381	148.52	0.527	09:14:13.948
7 - D1	25.850	41.169	IN PIT	226.8	1:57.008	P 140.11	7.155	09:16:10.957
8 - D2	OUTLAP	42.963	43.436	216.0	3:44.456	73.04	1:54.602	09:19:55.413
9 - D2	25.691	40.660	43.815	227.3	1:50.167	(2) 148.81	0.313	09:21:45.580
10 - D2	25.713	41.745	42.768	228.3	1:50.226	(3) 148.73	0.373	09:23:35.807
11 - D2	25.935	40.591	43.326	227.3	1:49.853 (1)	149.23		09:25:25.660

Weather / Track : Sunny / Dry

Chang International

Circuit Length = 4.554 km

Start: 09:00 Flag 09:29 End: 09:30

Blancpain GT Series Asia 2018

OFFICIAL PRACTICE - BEST SPEEDS

POS	NO	NAME	VMAX	KPH
1	23	KCMG		255.3
2	63	FFF Racing Team by ACM		253.5
3	18	KCMG		252.9
4	19	FFF Racing Team by ACM		252.9
5	999	GruppeM Racing Team		252.3
6	7	Absolute Racing		252.3
7	28	HubAuto Corsa		251.7
8	86	OD Racing Team WRT		251.7
9	8	ARN Racing		251.1
10	911	Craft Bamboo Racing		251.1
11	27	HubAuto Corsa		250.5
12	37	Absolute Racing		250.5
13	5	Phoenix Racing Asia		250.5
14	3	Absolute Racing		250.0
15	45	KCMG		250.0
16	888	GruppeM Racing Team		249.4
17	51	AMAC Motorsport		248.8
18	97	Indigo Racing		248.2
19	991	Craft Bamboo Racing		247.7
20	22	JWD Unixx Racing Team		233.2
21	12	Clearwater Racing		233.2
22	82	BMW Team Studie		232.7
23	81	BMW Team Studie		232.2
24	666	GruppeM Racing Team		230.7
25	17	Taiwan Top Speed Racing Team		230.7
26	11	TTR Team SARD		230.7
27	72	Team iRaceWin		230.2
28	77	Craft Bamboo Racing		229.7
29	80	Racing Spirit Thailand		228.3
30	14	Morseng Racing Team		227.8

Weather / Track : Sunny / Dry

Results can be found at www.tsl-timing.com

Chang International
Circuit Length = 4.554 km
Start: 09:00 Flag 09:29 End: 09:30

Printed - 09:35 Saturday, 12 May 2018

Blancpain GT Series Asia 2018

OFFICIAL PRACTICE - BEST SECTORS

SECTOR 1			SECTOR 2			SECTOR 3			IDEAL / BEST COMPARISON						
POS	NO	NAME	TIME	NO	NAME	TIME	NO	NAME	TIME	POS	NO	NAME	IDEAL	BEST	DIFF
													PERFECT LAP	1:33.050	
1	23	KCMG	22.168	28	HubAuto Corsa	34.598	27	HubAuto Corsa	36.283	1	27	HubAuto Corsa	1:33.103	1:33.354	0.250
2	27	HubAuto Corsa	22.191	27	HubAuto Corsa	34.629	28	HubAuto Corsa	36.288	2	28	HubAuto Corsa	1:33.128	1:33.128	0.000
3	18	KCMG	22.212	18	KCMG	34.664	19	FFF Racing Team b	36.394	3	19	FFF Racing Team by	1:33.489	1:33.728	0.239
4	28	HubAuto Corsa	22.242	37	Absolute Racing	34.710	63	FFF Racing Team b	36.501	4	18	KCMG	1:33.531	1:33.615	0.084
5	63	FFF Racing Team b	22.262	19	FFF Racing Team b	34.715	3	Absolute Racing	36.549	5	63	FFF Racing Team by	1:33.606	1:33.871	0.265
6	999	GruppeM Racing Te	22.269	63	FFF Racing Team b	34.842	999	GruppeM Racing Te	36.570	6	999	GruppeM Racing Te	1:33.789	1:33.857	0.068
7	19	FFF Racing Team b	22.379	86	OD Racing Team W	34.892	86	OD Racing Team W	36.626	7	37	Absolute Racing	1:33.923	1:34.152	0.229
8	888	GruppeM Racing Te	22.385	5	Phoenix Racing Asi	34.927	888	GruppeM Racing Te	36.629	8	86	OD Racing Team WR	1:33.978	1:34.133	0.155
9	7	Absolute Racing	22.416	999	GruppeM Racing Te	34.950	18	KCMG	36.655	9	5	Phoenix Racing Asia	1:34.172	1:34.333	0.161
10	8	ARN Racing	22.444	8	ARN Racing	35.060	37	Absolute Racing	36.710	10	23	KCMG	1:34.176	1:34.629	0.453
11	5	Phoenix Racing Asi	22.457	23	KCMG	35.094	8	ARN Racing	36.777	11	888	GruppeM Racing Te	1:34.225	1:34.250	0.025
12	86	OD Racing Team W	22.459	888	GruppeM Racing Te	35.211	5	Phoenix Racing Asi	36.788	12	8	ARN Racing	1:34.282	1:34.455	0.173
13	37	Absolute Racing	22.503	7	Absolute Racing	35.224	23	KCMG	36.913	13	3	Absolute Racing	1:34.344	1:34.594	0.249
14	97	Indigo Racing	22.562	3	Absolute Racing	35.227	991	Craft Bamboo Racin	36.932	14	7	Absolute Racing	1:34.785	1:35.479	0.694
15	3	Absolute Racing	22.567	991	Craft Bamboo Racin	35.339	7	Absolute Racing	37.144	15	991	Craft Bamboo Racing	1:34.851	1:35.040	0.189
16	911	Craft Bamboo Racin	22.573	97	Indigo Racing	35.427	911	Craft Bamboo Racin	37.286	16	911	Craft Bamboo Racing	1:35.492	1:35.748	0.256
17	991	Craft Bamboo Racin	22.580	911	Craft Bamboo Racin	35.632	51	AMAC Motorsport	37.303	17	97	Indigo Racing	1:35.501	1:35.698	0.197
18	51	AMAC Motorsport	22.934	51	AMAC Motorsport	35.927	97	Indigo Racing	37.511	18	51	AMAC Motorsport	1:36.164	1:36.164	0.000
19	45	KCMG	22.966	45	KCMG	36.024	45	KCMG	38.703	19	45	KCMG	1:37.694	1:38.062	0.368
20	82	BMW Team Studie	24.755	666	GruppeM Racing Te	38.919	72	Team iRaceWin	40.591	20	666	GruppeM Racing Te	1:45.000	1:45.192	0.191
21	81	BMW Team Studie	25.077	81	BMW Team Studie	39.059	666	GruppeM Racing Te	40.971	21	72	Team iRaceWin	1:45.207	1:45.207	0.000
22	72	Team iRaceWin	25.094	82	BMW Team Studie	39.430	81	BMW Team Studie	41.294	22	81	BMW Team Studie	1:45.430	1:45.618	0.187
23	666	GruppeM Racing Te	25.109	72	Team iRaceWin	39.522	82	BMW Team Studie	41.550	23	82	BMW Team Studie	1:45.735	1:46.749	1.014
24	22	JWD Unixx Racing T	25.153	22	JWD Unixx Racing T	39.639	22	JWD Unixx Racing T	41.636	24	22	JWD Unixx Racing Te	1:46.428	1:47.216	0.788
25	17	Taiwan Top Speed I	25.290	11	TTR Team SARD	39.654	77	Craft Bamboo Racin	42.080	25	77	Craft Bamboo Racing	1:47.157	1:47.888	0.730
26	77	Craft Bamboo Racin	25.297	77	Craft Bamboo Racin	39.780	17	Taiwan Top Speed I	42.120	26	17	Taiwan Top Speed R	1:47.803	1:47.854	0.051
27	12	Clearwater Racing	25.373	17	Taiwan Top Speed I	40.393	14	Morseng Racing Te	42.321	27	11	TTR Team SARD	1:47.947	1:48.219	0.272
28	11	TTR Team SARD	25.449	80	Racing Spirit Thaila	40.591	80	Racing Spirit Thaila	42.768	28	14	Morseng Racing Te	1:48.693	1:49.553	0.860
29	80	Racing Spirit Thaila	25.691	14	Morseng Racing Te	40.630	11	TTR Team SARD	42.843	29	80	Racing Spirit Thailand	1:49.051	1:49.853	0.802
30	14	Morseng Racing Te	25.741	12	Clearwater Racing	40.803	12	Clearwater Racing	42.951	30	12	Clearwater Racing	1:49.127	1:49.620	0.493

Weather / Track : Sunny / Dry

Chang International

Circuit Length = 4.554 km

Start: 09:00 Flag 09:29 End: 09:30

Results can be found at www.tsl-timing.com

Printed - 09:35 Saturday, 12 May 2018

Blancpain GT Series Asia 2018

OFFICIAL PRACTICE - DRIVER STATISTICS

POS	NO	CL	PIC	TEAM / DRIVERS	CAR	LAPS	RACE TIME	%	BEST	ON	KPH
1	28	GT3PA	1	HubAuto Corsa (TPE) Morris CHEN (TPE) Tim SLADE (AUS)	Ferrari 488 GT3	12	23:27.097				
						7	13:11.062	56.22	1:37.743	11	167.72
						5	13:41.539	58.39	1:33.128	4	176.04
2	27	GT3S	1	HubAuto Corsa (TPE) Hongli YE (CHN) Nick FOSTER (AUS)	Ferrari 488 GT3	9	20:13.675				
						4	7:54.171	39.07	1:35.108	6	172.37
						5	14:23.464	71.14	1:33.354	2	175.61
3	18	GT3PA	2	KCMG (HKG) Yuke TANIGUCHI (JPN) Tsugio MATSUDA (JPN)	Nissan GT-R NISMO GT3	11	25:26.923				
						5	10:24.286	40.89	1:35.568	11	171.54
						6	17:33.481	68.99	1:33.615	5	175.12
4	19	GT3S	2	FFF Racing Team by ACM (CHN) Dennis LIND (DNK) Martin KODRIC (HRV)	Lamborghini Huracan GT3	11	24:44.254				
						11	19:42.723	79.68	1:33.728	10	174.91
						0	3:26.151	13.89		0	
5	999	GT3S	3	GruppeM Racing Team (HKG) Patric NIEDERHAUSER (CHE) Markus POMMER (DEU)	Mercedes-AMG GT3	12	23:36.617				
						5	11:48.827	50.04	1:34.514	4	173.45
						7	11:37.247	49.22	1:33.857	10	174.67
6	63 *	GT3PA	3	FFF Racing Team by ACM (CHN) Hiroshi HAMAGUCHI (JPN) Marco MAPELLI (CHE)	Lamborghini Huracan GT3	10	21:43.359				
						4	9:37.806	44.33	1:35.172	3	172.25
						6	11:23.879	52.47	1:33.871	6	174.64
7	86	GT3S	4	OD Racing Team WRT (MYS) Aditya PATEL (IND) Mitchell GILBERT (MYS)	Audi R8 LMS GT3	11	24:02.251				
						10	20:39.759	85.96	1:34.133	8	174.16
						1	3:13.768	13.44		0	
8	37 *	GT3PA	4	Absolute Racing (HKG) Anthony LIU (CHN) Josh BURDON (HKG)	Audi R8 LMS GT3	12	24:29.469				
						4	8:08.164	33.22	1:35.253	12	172.11
						8	21:06.493	86.19	1:34.152	7	174.12
9	888	GT3PA	5	GruppeM Racing Team (HKG) Alexander MATTSCHULL (DEU) Maximilian BUHK (DEU)	Mercedes-AMG GT3	12	22:42.640				
						8	16:15.940	71.62	1:35.228	5	172.15
						4	11:04.809	48.79	1:34.250	12	173.94
10	5 *	GT3S	5	Phoenix Racing Asia (HKG) Marchy LEE (HKG) Alex YOONG (MYS)	Audi R8 LMS GT3	12	23:09.237				
						6	13:15.353	57.25	1:35.387	4	171.87
						6	11:21.312	49.04	1:34.333	11	173.79
11	8	GT3PA	6	ARN Racing (JPN) Hiroaki NAGAI (JPN) Daisuke ITO (JPN)	Ferrari 488 GT3	11	24:21.525				
						4	8:06.375	33.28	1:36.247	9	170.33
						7	19:57.036	81.90	1:34.455	2	173.56
12	3	GT3S	6	Absolute Racing (HKG) Martin RUMP (EST) Franky CHENG (CHN)	Audi R8 LMS GT3	12	24:03.322				
						5	9:35.311	39.86	1:34.594	12	173.31
						7	19:33.613	81.31	1:35.287	5	172.05
13	23	GT3S	7	KCMG (HKG) Edoardo LIBERATI (ITA) Florian STRAUSS (DEU)	Nissan GT-R NISMO GT3	12	23:58.248				
						7	14:23.572	60.04	1:34.800	5	172.93
						5	14:31.764	60.61	1:34.629	10	173.24
14	991	GT3S	8	Craft Bamboo Racing (HKG) Aidan READ (AUS) Darryl O'YOUNG (HKG)	Porsche 991 GT3R	12	25:09.041				
						4	8:39.652	34.44	1:35.040	12	172.49
						8	21:26.281	85.24	1:35.996	6	170.78
15	7	GT3PA	7	Absolute Racing (HKG) Andrew KIM (KOR) Adderly FONG (HKG)	Audi R8 LMS GT3	12	24:46.528				
						6	11:27.837	46.27	1:35.479	10	171.70
						6	13:27.639	54.33	1:35.660	4	171.38
16	97	GT3PA	8	Indigo Racing (KOR) Juwon SEO (KOR) Roelof BRUINS (NDL)	Mercedes-AMG GT3	11	24:25.790				
						7	17:10.355	70.29	1:35.698	6	171.31
						4	8:36.691	35.25	1:35.784	11	171.15
17	911	GT3S	9	Craft Bamboo Racing (HKG) Sandy STUVIK (THA) Shae DAVIES (AUS)	Porsche 991 GT3R	12	24:43.263				
						6	11:17.980	45.71	1:35.748	8	171.22
						6	19:56.866	80.69	1:36.047	4	170.69
18	51	GT3AM	1	AMAC Motorsport (AUS) Andrew MACPHERSON (AUS) William PORTER (AUS)	Lamborghini Huracan GT3	12	24:13.309				
						6	12:02.294	49.70	1:40.710	12	162.78
						6	18:04.183	74.60	1:36.164	5	170.48
19	45	GT3AM	2	KCMG (HKG) Naoto TAKEDA (JPN) Takuya SHIRASAKA (JPN)	Audi R8 LMS GT3	7	15:27.517				
						7	13:53.636	89.88	1:38.062	4	167.18
						0	0.000	0.00		0	

Chang International

Circuit Length = 4.554 km

Start: 09:00 Flag 09:29 End: 09:30

Weather / Track : Sunny / Dry

Blancpain GT Series Asia 2018

OFFICIAL PRACTICE - DRIVER STATISTICS

POS	NO	CL	PIC	TEAM / DRIVERS	CAR	LAPS	RACE TIME	%	BEST	ON	KPH
20	666	GT4AM	1	GruppeM Racing Team (HKG) Reinhold RENGER (DEU)	Mercedes-AMG GT4	9	23:23.920				
						9	19:33.305	83.57	1:45.192	9	155.85
21	72	GT4AM	2	Team iRaceWin (TPE) Ringo CHONG (SGP) Gilles VANNELET (FRA)	Mercedes-AMG GT4	9	21:59.231				
						6	11:06.388	50.51	1:46.392	7	154.09
						3	10:21.252	47.09	1:45.207	2	155.82
22	81	GT4AM	3	BMW Team Studie (JPN) Sunako JUKUCHOU (JPN) Takayuki KINOSHITA (JPN)	BMW M4 GT4	7	23:10.973				
						6	14:46.778	63.75	1:45.618	4	155.22
						1	5:58.168	25.75		0	
23	82	GT4AM	4	BMW Team Studie (JPN) Ken URATA (JPN) Max CHEN (TPE)	BMW M4 GT4	9	22:38.053				
						4	13:24.612	59.25	1:53.471	1	144.48
						5	10:51.353	47.96	1:46.749	4	153.57
24	22	GT4AM	5	JWD Unixx Racing Team (THA) Charvanin BUNDITKITSADA (THA) Pitsanu SIRIMONGKOLKASEM (THA)	Porsche Cayman GT4 Clubsport MR	11	24:06.360				
						5	12:38.150	52.42	1:47.363	3	152.70
						6	13:10.724	54.67	1:47.216	9	152.90
25	17	GT4AM	6	Taiwan Top Speed Racing Team (TWN) Keo CHANG (TPE) Jeff LU (TPE)	Porsche Cayman GT4 Clubsport MR	11	24:39.568				
						4	11:30.144	46.64	1:47.854	2	152.00
						7	15:13.580	61.75	1:50.051	11	148.97
26	77	GT4AM	7	Craft Bamboo Racing (HKG) Frank YU (HKG) Jean Marc MERLIN (FRA)	Porsche Cayman GT4 Clubsport MR	9	24:32.792				
						4	9:05.418	37.03	1:48.596	7	150.96
						5	17:34.810	71.62	1:47.888	1	151.95
27	11	GT4AM	8	TTR Team SARD (HKG) Tony FONG (HKG) Brian LEE (TPE)	Porsche Cayman GT4 Clubsport MR	10	23:26.598				
						6	14:52.141	63.43	1:49.261	2	150.04
						4	12:42.449	54.21	1:48.219	10	151.49
28	14	GT4AM	9	Morseng Racing Team (THA) Chayapon YOTHA (THA) Tosaphol PHAMYAI (THA)	Porsche Cayman GT4 Clubsport MR	10	24:39.201				
						5	11:54.768	48.32	1:49.553	8	149.64
						5	14:27.964	58.68	1:53.426	3	144.53
29	12	GT4AM	10	Clearwater Racing (SGP) Daniel AU (SGP) Richard WEE (SGP)	McLaren 570S GT4	10	23:19.303				
						7	13:42.853	58.80	1:51.749	8	146.70
						3	9:14.957	39.66	1:49.620	2	149.55
30	80	GT4AM	11	Racing Spirit Thailand (THA) Sontaya KUNPLOME (THA) Preeda TANTEM SAPYA (THA)	Porsche Cayman GT4 Clubsport MR	11	24:51.402				
						7	17:11.504	69.16	1:50.381	6	148.52
						4	9:40.332	38.91	1:49.853	11	149.23

*Car 5, 37, 63 - lap time(s) removed for track limits infringement

Blancpain GT Series Asia 2018

OFFICIAL PRACTICE - PIT STOP ANALYSIS

STOP	IN TIME	DRIVER IN	STINT TIME	STOP TIME	TOTAL STOP TIME	OUT TIME	DRIVER OUT
P1 28 GT3PA HubAuto Corsa Ferrari 488 GT3 D1: Morris CHEN Total Stint: 7 Laps - 13:11.062 (56.22%) Best Lap: 1:37.743 On Lap 11 @ 167.72 kph D2: Tim SLADE Total Stint: 5 Laps - 13:41.539 (58.39%) Best Lap: 1:33.128 On Lap 4 @ 176.04 kph							
1 -	09:10:40.305	Tim SLADE	11:57.833	1:31.672	1:31.672	09:12:11.977	Morris CHEN
2 -	09:24:04.478	Morris CHEN	11:52.501	1:29.857	3:01.529	09:25:34.335	Tim SLADE
3 -	09:27:52.503	Tim SLADE					
P2 27 GT3S HubAuto Corsa Ferrari 488 GT3 D1: Hongli YE Total Stint: 4 Laps - 7:54.171 (39.07%) Best Lap: 1:35.108 On Lap 6 @ 172.37 kph D2: Nick FOSTER Total Stint: 5 Laps - 14:23.464 (71.14%) Best Lap: 1:33.354 On Lap 2 @ 175.61 kph							
1 -	09:10:39.619	Nick FOSTER	8:35.813	2:28.434	2:28.434	09:13:08.053	Hongli YE
2 -	09:19:27.562	Hongli YE	6:19.509	1:34.662	4:03.096	09:21:02.224	Nick FOSTER
3 -	09:24:11.593	Nick FOSTER	3:09.369	1:32.662	5:35.758	09:25:44.255	Nick FOSTER
4 -	09:27:59.337	Nick FOSTER					
P3 18 GT3PA KCMG Nissan GT-R NISMO GT3 D1: Yuke TANIGUCHI Total Stint: 5 Laps - 10:24.286 (40.89%) Best Lap: 1:35.568 On Lap 11 @ 171.54 kph D2: Tsugio MATSUDA Total Stint: 6 Laps - 17:33.481 (68.99%) Best Lap: 1:33.615 On Lap 5 @ 175.12 kph							
1 -	09:01:53.633	Tsugio MATSUDA	1:41.921	1:31.762	1:31.762	09:03:25.395	Tsugio MATSUDA
2 -	09:13:00.446	Tsugio MATSUDA	9:35.051	1:29.902	3:01.664	09:14:30.348	Yuke TANIGUCHI
3 -	09:16:12.722	Yuke TANIGUCHI	1:42.374	1:31.385	4:33.049	09:17:44.107	Yuke TANIGUCHI
4 -	09:19:21.361	Yuke TANIGUCHI	1:37.254	1:30.137	6:03.186	09:20:51.498	Yuke TANIGUCHI
5 -	09:27:56.156	Yuke TANIGUCHI					
P4 19 GT3S FFF Racing Team by ACM Lamborghini Huracan GT3 D1: Dennis LIND Total Stint: 11 Laps - 19:42.723 (79.68%) Best Lap: 1:33.728 On Lap 10 @ 174.91 kph D2: Martin KODRIC Total Stint: 0 Laps - 3:26.151 (13.89%)							
1 -	09:08:17.006	Dennis LIND	9:55.839	1:23.420	1:23.420	09:09:40.426	Dennis LIND
2 -	09:16:01.845	Martin KODRIC	6:21.419	3:38.111	5:01.531	09:19:39.956	Dennis LIND
3 -	09:24:47.961	Dennis LIND					
P5 999 GT3S GruppeM Racing Team Mercedes-AMG GT3 D1: Patric NIEDERHAUSER Total Stint: 5 Laps - 11:48.827 (50.04%) Best Lap: 1:34.514 On Lap 4 @ 173.45 kph D2: Markus POMMER Total Stint: 7 Laps - 11:37.247 (49.22%) Best Lap: 1:33.857 On Lap 10 @ 174.67 kph							
1 -	09:11:51.597	Patric NIEDERHAUSER	12:29.129	1:31.105	1:31.105	09:13:22.702	Markus POMMER
2 -	09:24:59.949	Markus POMMER					
P6 63 GT3PA FFF Racing Team by ACM Lamborghini Huracan GT3 D1: Hiroshi HAMAGUCHI Total Stint: 4 Laps - 9:37.806 (44.33%) Best Lap: 1:35.172 On Lap 3 @ 172.25 kph D2: Marco MAPELLI Total Stint: 6 Laps - 11:23.879 (52.47%) Best Lap: 1:33.871 On Lap 6 @ 174.64 kph							
1 -	09:11:58.033	Hiroshi HAMAGUCHI	10:26.217	1:28.093	1:28.093	09:13:26.126	Marco MAPELLI
2 -	09:21:25.444	Marco MAPELLI	7:59.318	2:12.026	3:40.119	09:23:37.470	Marco MAPELLI
3 -	09:27:02.031	Marco MAPELLI					
P7 86 GT3S OD Racing Team WRT Audi R8 LMS GT3 D1: Aditya PATEL Total Stint: 10 Laps - 20:39.759 (85.96%) Best Lap: 1:34.133 On Lap 8 @ 174.16 kph D2: Mitchell GILBERT Total Stint: 1 Laps - 3:13.768 (13.44%)							
1 -	09:07:04.616	Aditya PATEL	8:14.234	1:39.258	1:39.258	09:08:43.874	Aditya PATEL
2 -	09:20:01.259	Aditya PATEL	11:17.385	2:59.301	4:38.559	09:23:00.560	Mitchell GILBERT
3 -	09:26:14.328	Mitchell GILBERT					

Weather / Track : Sunny / Dry

Blancpain GT Series Asia 2018

OFFICIAL PRACTICE - PIT STOP ANALYSIS

P8	37 GT3PA	Absolute Racing	Audi R8 LMS GT3				
D1: Anthony LIU	Total Stint: 4 Laps - 8:08.164 (33.22%)		Best Lap: 1:35.253 On Lap 12 @ 172.11 kph				
D2: Josh BURDON	Total Stint: 8 Laps - 21:06.493 (86.19%)		Best Lap: 1:34.152 On Lap 7 @ 174.12 kph				

STOP	IN TIME	DRIVER IN	STINT TIME	STOP TIME	TOTAL STOP TIME	OUT TIME	DRIVER OUT
1 -	09:05:21.900	Josh BURDON	6:51.594	1:40.373	1:40.373	09:07:02.273	Josh BURDON
2 -	09:16:35.819	Josh BURDON	9:33.546	1:40.243	3:20.616	09:18:16.062	Anthony LIU
3 -	09:26:24.226	Anthony LIU					

P9	888 GT3PA	GruppeM Racing Team	Mercedes-AMG GT3				
D1: Alexander MATTSCHULL	Total Stint: 8 Laps - 16:15.940 (71.62%)		Best Lap: 1:35.228 On Lap 5 @ 172.15 kph				
D2: Maximilian BUHK	Total Stint: 4 Laps - 11:04.809 (48.79%)		Best Lap: 1:34.250 On Lap 12 @ 173.94 kph				

STOP	IN TIME	DRIVER IN	STINT TIME	STOP TIME	TOTAL STOP TIME	OUT TIME	DRIVER OUT
1 -	09:16:28.405	Alexander MATTSCHULL	16:50.515	1:30.912	1:30.912	09:17:59.317	Maximilian BUHK
2 -	09:29:04.126	Maximilian BUHK					

P10	5 GT3S	Phoenix Racing Asia	Audi R8 LMS GT3				
D1: Marchy LEE	Total Stint: 6 Laps - 13:15.353 (57.25%)		Best Lap: 1:35.387 On Lap 4 @ 171.87 kph				
D2: Alex YOONG	Total Stint: 6 Laps - 11:21.312 (49.04%)		Best Lap: 1:34.333 On Lap 11 @ 173.79 kph				

STOP	IN TIME	DRIVER IN	STINT TIME	STOP TIME	TOTAL STOP TIME	OUT TIME	DRIVER OUT
1 -	09:13:05.825	Marchy LEE	13:53.957	1:29.515	1:29.515	09:14:35.340	Alex YOONG
2 -	09:25:56.652	Alex YOONG					

P11	8 GT3PA	ARN Racing	Ferrari 488 GT3				
D1: Hiroaki NAGAI	Total Stint: 4 Laps - 8:06.375 (33.28%)		Best Lap: 1:36.247 On Lap 9 @ 170.33 kph				
D2: Daisuke ITO	Total Stint: 7 Laps - 19:57.036 (81.9%)		Best Lap: 1:34.455 On Lap 2 @ 173.56 kph				

STOP	IN TIME	DRIVER IN	STINT TIME	STOP TIME	TOTAL STOP TIME	OUT TIME	DRIVER OUT
1 -	09:07:13.699	Daisuke ITO	8:33.325	2:35.898	2:35.898	09:09:49.597	Daisuke ITO
2 -	09:16:16.539	Daisuke ITO	6:26.942	2:08.265	4:44.163	09:18:24.804	Hiroaki NAGAI
3 -	09:26:31.179	Hiroaki NAGAI					

P12	3 GT3S	Absolute Racing	Audi R8 LMS GT3				
D1: Martin RUMP	Total Stint: 5 Laps - 9:35.311 (39.86%)		Best Lap: 1:34.594 On Lap 12 @ 173.31 kph				
D2: Franky CHENG	Total Stint: 7 Laps - 19:33.613 (81.31%)		Best Lap: 1:35.287 On Lap 5 @ 172.05 kph				

STOP	IN TIME	DRIVER IN	STINT TIME	STOP TIME	TOTAL STOP TIME	OUT TIME	DRIVER OUT
1 -	09:05:23.290	Franky CHENG	6:51.270	1:30.491	1:30.491	09:06:53.781	Franky CHENG
2 -	09:14:53.810	Franky CHENG	8:00.029	1:30.664	3:01.155	09:16:24.474	Martin RUMP
3 -	09:25:59.785	Martin RUMP					

P13	23 GT3S	KCMG	Nissan GT-R NISMO GT3				
D1: Edoardo LIBERATI	Total Stint: 7 Laps - 14:23.572 (60.04%)		Best Lap: 1:34.800 On Lap 5 @ 172.93 kph				
D2: Florian STRAUSS	Total Stint: 5 Laps - 14:31.764 (60.61%)		Best Lap: 1:34.629 On Lap 10 @ 173.24 kph				

STOP	IN TIME	DRIVER IN	STINT TIME	STOP TIME	TOTAL STOP TIME	OUT TIME	DRIVER OUT
1 -	09:11:34.002	Edoardo LIBERATI	13:11.334	1:29.527	1:29.527	09:13:03.529	Edoardo LIBERATI
2 -	09:14:39.469	Edoardo LIBERATI	1:35.940	1:32.681	3:02.208	09:16:12.150	Florian STRAUSS
3 -	09:25:47.235	Florian STRAUSS					

P14	991 GT3S	Craft Bamboo Racing	Porsche 991 GT3R				
D1: Aidan READ	Total Stint: 4 Laps - 8:39.652 (34.44%)		Best Lap: 1:35.040 On Lap 12 @ 172.49 kph				
D2: Darryl O'YOUNG	Total Stint: 8 Laps - 21:26.281 (85.24%)		Best Lap: 1:35.996 On Lap 6 @ 170.78 kph				

STOP	IN TIME	DRIVER IN	STINT TIME	STOP TIME	TOTAL STOP TIME	OUT TIME	DRIVER OUT
1 -	09:07:46.665	Darryl O'YOUNG	9:24.532	2:10.596	2:10.596	09:09:57.261	Darryl O'YOUNG
2 -	09:18:01.989	Darryl O'YOUNG	8:04.728	1:12.430	3:23.026	09:19:14.419	Aidan READ
3 -	09:27:54.071						

P15	7 GT3PA	Absolute Racing	Audi R8 LMS GT3				
D1: Andrew KIM	Total Stint: 6 Laps - 11:27.837 (46.27%)		Best Lap: 1:35.479 On Lap 10 @ 171.70 kph				
D2: Adderly FONG	Total Stint: 6 Laps - 13:27.639 (54.33%)		Best Lap: 1:35.660 On Lap 4 @ 171.38 kph				

STOP	IN TIME	DRIVER IN	STINT TIME	STOP TIME	TOTAL STOP TIME	OUT TIME	DRIVER OUT
1 -	09:03:49.445	Adderly FONG	5:15.654	1:30.633	1:30.633	09:05:20.078	Adderly FONG
2 -	09:13:55.796	Adderly FONG	8:35.718	1:32.520	3:03.153	09:15:28.316	Andrew KIM

Weather / Track : Sunny / Dry

Chang International
Circuit Length = 4.554 km
Start: 09:00 Flag 09:29 End: 09:30

Blancpain GT Series Asia 2018

OFFICIAL PRACTICE - PIT STOP ANALYSIS

3 - 09:26:56.153 Andrew KIM

P16	97 GT3PA	Indigo Racing	Mercedes-AMG GT3				
D1: Juwon SEO	Total Stint: 7 Laps	- 17:10.355 (70.29%)	Best Lap: 1:35.698 On Lap 6 @ 171.31 kph				
D2: Roelof BRUINS	Total Stint: 4 Laps	- 8:36.691 (35.25%)	Best Lap: 1:35.784 On Lap 11 @ 171.15 kph				
STOP	IN TIME	DRIVER IN	STINT TIME	STOP TIME	TOTAL STOP TIME	OUT TIME	DRIVER OUT

1 -	09:14:28.582	Juwon SEO	16:22.336	3:45.734	3:45.734	09:18:14.316	Roelof BRUINS
2 -	09:26:51.007	Roelof BRUINS					

P17	911 GT3S	Craft Bamboo Racing	Porsche 991 GT3R				
D1: Sandy STUVIK	Total Stint: 6 Laps	- 11:17.980 (45.71%)	Best Lap: 1:35.748 On Lap 8 @ 171.22 kph				
D2: Shae DAVIES	Total Stint: 6 Laps	- 19:56.866 (80.69%)	Best Lap: 1:36.047 On Lap 4 @ 170.69 kph				
STOP	IN TIME	DRIVER IN	STINT TIME	STOP TIME	TOTAL STOP TIME	OUT TIME	DRIVER OUT

1 -	09:10:29.143	Shae DAVIES	12:04.303	1:32.544	1:32.544	09:12:01.687	Sandy STUVIK
2 -	09:21:44.563	Sandy STUVIK	9:42.876	1:45.879	3:18.423	09:23:30.442	Shae DAVIES
3 -	09:26:59.859	Shae DAVIES					

P18	51 GT3AM	AMAC Motorsport	Lamborghini Huracan GT3				
D1: Andrew MACPHERSON	Total Stint: 6 Laps	- 12:02.294 (49.7%)	Best Lap: 1:40.710 On Lap 12 @ 162.78 kph				
D2: William PORTER	Total Stint: 6 Laps	- 18:04.183 (74.6%)	Best Lap: 1:36.164 On Lap 5 @ 170.48 kph				
STOP	IN TIME	DRIVER IN	STINT TIME	STOP TIME	TOTAL STOP TIME	OUT TIME	DRIVER OUT

1 -	09:12:58.531	William PORTER	14:19.661	1:54.134	1:54.134	09:14:52.665	Andrew MACPHERSON
2 -	09:26:54.959	Andrew MACPHERSON					

P19	45 GT3AM	KCMG	Audi R8 LMS GT3				
D1: Naoto TAKEDA	Total Stint: 7 Laps	- 13:53.636 (89.88%)	Best Lap: 1:38.062 On Lap 4 @ 167.18 kph				
D2: Takuya SHIRASAKA	Total Stint: 0 Laps						
STOP	IN TIME	DRIVER IN	STINT TIME	STOP TIME	TOTAL STOP TIME	OUT TIME	DRIVER OUT

1 -	09:01:59.953	Naoto TAKEDA	1:46.175	1:33.881	1:33.881	09:03:33.834	Naoto TAKEDA
2 -	09:15:41.295	Naoto TAKEDA					

P20	666 GT4AM	GruppeM Racing Team	Mercedes-AMG GT4				
D1: Reinhold RENGER	Total Stint: 9 Laps	- 19:33.305 (83.57%)	Best Lap: 1:45.192 On Lap 9 @ 155.85 kph				
STOP	IN TIME	DRIVER IN	STINT TIME	STOP TIME	TOTAL STOP TIME	OUT TIME	DRIVER OUT

1 -	09:11:32.689	Reinhold RENGER	12:39.400	5:40.638	5:40.638	09:17:13.327	Reinhold RENGER
2 -	09:26:01.496	Reinhold RENGER					

P21	72 GT4AM	Team iRaceWin	Mercedes-AMG GT4				
D1: Ringo CHONG	Total Stint: 6 Laps	- 11:06.388 (50.51%)	Best Lap: 1:46.392 On Lap 7 @ 154.09 kph				
D2: Gilles VANNELET	Total Stint: 3 Laps	- 10:21.252 (47.09%)	Best Lap: 1:45.207 On Lap 2 @ 155.82 kph				
STOP	IN TIME	DRIVER IN	STINT TIME	STOP TIME	TOTAL STOP TIME	OUT TIME	DRIVER OUT

1 -	09:08:47.466	Gilles VANNELET	10:17.824	3:00.999	3:00.999	09:11:48.465	Ringo CHONG
2 -	09:22:54.853	Ringo CHONG					

P22	81 GT4AM	BMW Team Studie	BMW M4 GT4				
D1: Sunako JUKUCHOU	Total Stint: 6 Laps	- 14:46.778 (63.75%)	Best Lap: 1:45.618 On Lap 4 @ 155.22 kph				
D2: Takayuki KINOSHITA	Total Stint: 1 Laps	- 5:58.168 (25.75%)					
STOP	IN TIME	DRIVER IN	STINT TIME	STOP TIME	TOTAL STOP TIME	OUT TIME	DRIVER OUT

1 -	09:02:50.210	Sunako JUKUCHOU	2:01.507	2:43.102	2:43.102	09:05:33.312	Sunako JUKUCHOU
2 -	09:07:23.157	Sunako JUKUCHOU	1:49.845	1:31.094	4:14.196	09:08:54.251	Sunako JUKUCHOU
3 -	09:10:41.435	Sunako JUKUCHOU	1:47.184	2:15.007	6:29.203	09:12:56.442	Sunako JUKUCHOU
4 -	09:20:00.035	Sunako JUKUCHOU	7:03.593	2:15.242	8:44.445	09:22:15.277	Takayuki KINOSHITA
5 -	09:28:13.445	Takayuki KINOSHITA					

P23	82 GT4AM	BMW Team Studie	BMW M4 GT4				
D1: Ken URATA	Total Stint: 4 Laps	- 13:24.612 (59.25%)	Best Lap: 1:53.471 On Lap 1 @ 144.48 kph				
D2: Max CHEN	Total Stint: 5 Laps	- 10:51.353 (47.96%)	Best Lap: 1:46.749 On Lap 4 @ 153.57 kph				
STOP	IN TIME	DRIVER IN	STINT TIME	STOP TIME	TOTAL STOP TIME	OUT TIME	DRIVER OUT

1 -	09:06:33.216	Ken URATA	7:54.921	2:07.354	2:07.354	09:08:40.570	Max CHEN
2 -	09:17:37.950	Max CHEN	8:57.380	2:04.626	4:11.980	09:19:42.576	Ken URATA
3 -	09:23:20.043	Ken URATA	3:37.467	53.262	5:05.242	09:24:13.305	Ken URATA

Weather / Track : Sunny / Dry

Chang International
Circuit Length = 4.554 km
Start: 09:00 Flag 09:29 End: 09:30

Blancpain GT Series Asia 2018

OFFICIAL PRACTICE - PIT STOP ANALYSIS

4 - 09:26:12.531 Ken URATA

STOP	IN TIME	DRIVER IN	STINT TIME	STOP TIME	TOTAL STOP TIME	OUT TIME	DRIVER OUT
1 -	09:12:01.698	Charvanin BUNDITKITSADA	13:33.361	1:36.490	1:36.490	09:13:38.188	Pitsanu SIRIMONGKOLKASEM
2 -	09:26:48.912	Pitsanu SIRIMONGKOLKASEM					

STOP	IN TIME	DRIVER IN	STINT TIME	STOP TIME	TOTAL STOP TIME	OUT TIME	DRIVER OUT
1 -	09:10:25.375	Keo CHANG	11:41.084	2:01.751	2:01.751	09:12:27.126	Jeff LU
2 -	09:27:40.706	Jeff LU					

STOP	IN TIME	DRIVER IN	STINT TIME	STOP TIME	TOTAL STOP TIME	OUT TIME	DRIVER OUT
1 -	09:06:10.935	Jean Marc MERLIN	7:25.738	2:09.380	2:09.380	09:08:20.315	Jean Marc MERLIN
2 -	09:13:44.564	Jean Marc MERLIN	5:24.249	2:10.452	4:19.832	09:15:55.016	Frank YU
3 -	09:21:18.902	Frank YU	5:23.886	2:07.741	6:27.573	09:23:26.643	Frank YU
4 -	09:27:08.175	Frank YU					

STOP	IN TIME	DRIVER IN	STINT TIME	STOP TIME	TOTAL STOP TIME	OUT TIME	DRIVER OUT
1 -	09:08:24.682	Tony FONG	10:00.070	1:03.011	1:03.011	09:09:27.693	Tony FONG
2 -	09:15:02.867	Tony FONG	5:35.174	1:48.472	2:51.483	09:16:51.339	Brian LEE
3 -	09:29:33.788	Brian LEE					

STOP	IN TIME	DRIVER IN	STINT TIME	STOP TIME	TOTAL STOP TIME	OUT TIME	DRIVER OUT
1 -	09:13:33.988	Tosaphol PHAMYAI	15:19.723	1:58.451	1:58.451	09:15:32.439	Chayapon YOTHA
2 -	09:17:26.569	Chayapon YOTHA	1:54.130	42.155	2:40.606	09:18:08.724	Chayapon YOTHA
3 -	09:27:51.552	Chayapon YOTHA					

STOP	IN TIME	DRIVER IN	STINT TIME	STOP TIME	TOTAL STOP TIME	OUT TIME	DRIVER OUT
1 -	09:08:57.032	Richard WEE	10:03.401	1:44.360	1:44.360	09:10:41.392	Daniel AU
-		Finish Daniel AU	13:42.853				

STOP	IN TIME	DRIVER IN	STINT TIME	STOP TIME	TOTAL STOP TIME	OUT TIME	DRIVER OUT
1 -	09:16:10.957	Sontaya KUNPLOME	17:56.137	1:55.778	1:55.778	09:18:06.735	Preeda TANTEM SAPYA
2 -	09:27:47.067	Preeda TANTEM SAPYA					

Weather / Track : Sunny / Dry

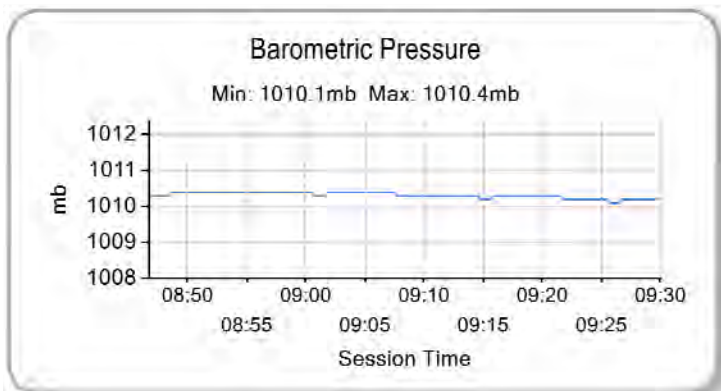
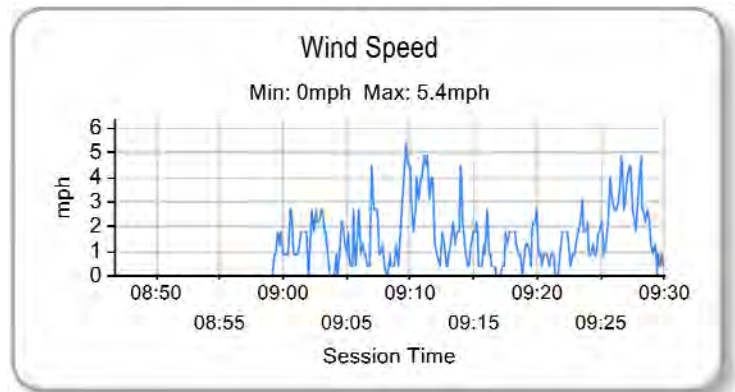
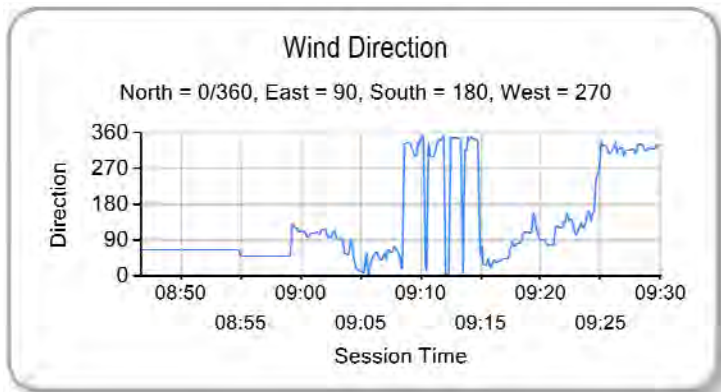
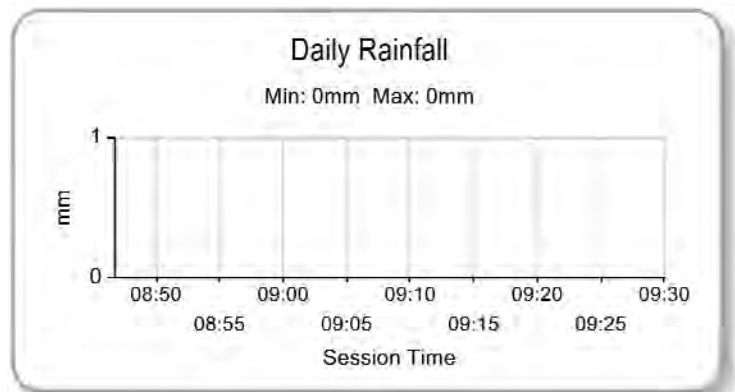
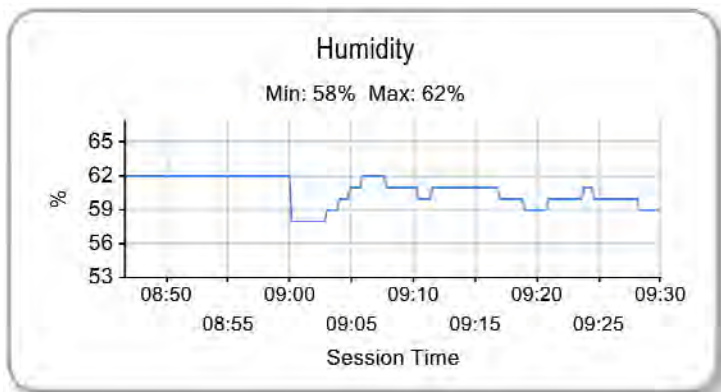
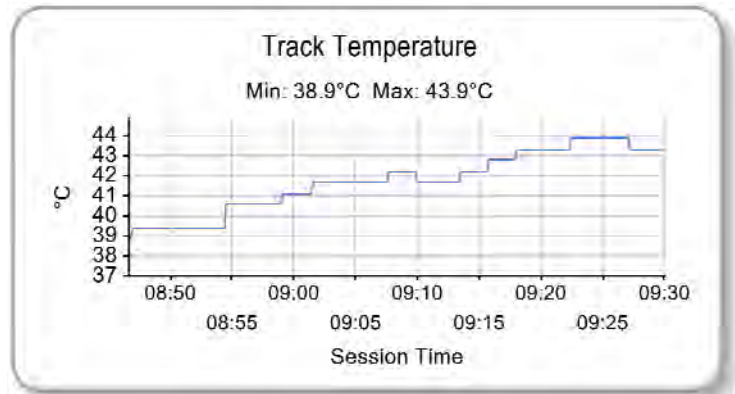
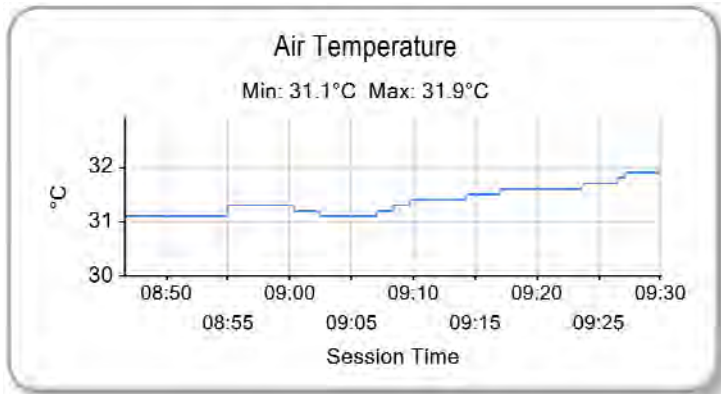
Results can be found at www.tsl-timing.com

Page 4 of 4

Chang International
Circuit Length = 4.554 km
Start: 09:00 Flag 09:29 End: 09:30

Printed - 09:38 Saturday, 12 May 2018

Blancpain GT Series Asia 2018
OFFICIAL PRACTICE - WEATHER CONDITIONS



Weather / Track : Sunny / Dry

Results can be found at www.tsl-timing.com

Chang International
 Circuit Length = 4.554 km
 Start: 09:00 Flag 09:29 End: 09:30

Printed - 09:36 Saturday, 12 May 2018

Blancpain GT Series Asia 2018

QUALIFYING 1 - CLASSIFICATION - FINAL

POS	NO	CL	PIC	TEAM / DRIVERS	CAR	TIME	ON	LAPS	GAP	DIFF	KPH
1	999	GT3S	1	GruppeM Racing Team (HKG) Patric NIEDERHAUSER (CHE) / Markus POMMER (DEU)	Mercedes-AMG GT3	1:33.396	4	7			175.53
2	27	GT3S	2	HubAuto Corsa (TPE) Hongli YE (CHN) / Nick FOSTER (AUS)	Ferrari 488 GT3	1:33.501	3	5	0.104	0.104	175.33
3	3	GT3S	3	Absolute Racing (HKG) Martin RUMP (EST) / Franky CHENG (CHN)	Audi R8 LMS GT3	1:33.786	3	8	0.389	0.284	174.80
4	888	GT3PA	1	GruppeM Racing Team (HKG) Alexander MATTSCHULL (DEU) / Maximilian BUHK (DEU)	Mercedes-AMG GT3	1:33.961	8	8	0.564	0.175	174.47
5	19 *	GT3S	4	FFF Racing Team by ACM (CHN) Dennis LIND (DNK) / Martin KODRIC (HRV)	Lamborghini Huracan GT3	1:34.130	3	4	0.733	0.168	174.16
6	37	GT3PA	2	Absolute Racing (HKG) Anthony LIU (CHN) / Josh BURDON (HKG)	Audi R8 LMS GT3	1:34.286	5	8	0.889	0.156	173.87
7	86	GT3S	5	OD Racing Team WRT (MYS) Aditya PATEL (IND) / Mitchell GILBERT (MYS)	Audi R8 LMS GT3	1:34.322	2	5	0.925	0.035	173.81
8	23	GT3S	6	KCMG (HKG) Edoardo LIBERATI (ITA) / Florian STRAUSS (DEU)	Nissan GT-R NISMO GT3	1:34.381	2	7	0.984	0.059	173.70
9	97	GT3PA	3	Indigo Racing (KOR) Juwon SEO (KOR) / Roelof BRUINS (NDL)	Mercedes-AMG GT3	1:34.500	2	7	1.103	0.118	173.48
10	5	GT3S	7	Phoenix Racing Asia (HKG) Marchy LEE (HKG) / Alex YOONG (MYS)	Audi R8 LMS GT3	1:34.627	3	6	1.231	0.127	173.25
11	63	GT3PA	4	FFF Racing Team by ACM (CHN) Hiroshi HAMAGUCHI (JPN) / Marco MAPELLI (CHE)	Lamborghini Huracan GT3	1:34.681	3	7	1.284	0.053	173.15
12	991	GT3S	8	Craft Bamboo Racing (HKG) Aidan READ (AUS) / Darryl O'YOUNG (HKG)	Porsche 991 GT3R	1:34.729	1	7	1.332	0.048	173.06
13	7	GT3PA	5	Absolute Racing (HKG) Andrew KIM (KOR) / Adderly FONG (HKG)	Audi R8 LMS GT3	1:34.913	2	8	1.516	0.184	172.73
14	911 *	GT3S	9	Craft Bamboo Racing (HKG) Sandy STUVIK (THA) / Shae DAVIES (AUS)	Porsche 991 GT3R	1:35.109	3	7	1.713	0.196	172.37
15	8	GT3PA	6	ARN Racing (JPN) Hiroaki NAGAI (JPN) / Daisuke ITO (JPN)	Ferrari 488 GT3	1:35.135	3	8	1.738	0.025	172.32
16	18	GT3PA	7	KCMG (HKG) Yuke TANIGUCHI (JPN) / Tsugio MATSUDA (JPN)	Nissan GT-R NISMO GT3	1:35.292	7	8	1.895	0.157	172.04
17	28	GT3PA	8	HubAuto Corsa (TPE) Morris CHEN (TPE) / Tim SLADE (AUS)	Ferrari 488 GT3	1:36.032	3	4	2.635	0.740	170.71
18	45	GT3AM	1	KCMG (HKG) Naoto TAKEDA (JPN) / Takuya SHIRASAKA (JPN)	Audi R8 LMS GT3	1:37.208	4	8	3.811	1.175	168.65
19	51	GT3AM	2	AMAC Motorsport (AUS) Andrew MACPHERSON (AUS) / William PORTER (AUS)	Lamborghini Huracan GT3	1:39.448	5	8	6.051	2.240	164.85
20	81	GT4AM	1	BMW Team Studie (JPN) Sunako JUKUCHOU (JPN) / Takayuki KINOSHITA (JPN)	BMW M4 GT4	1:44.642	1	6	11.246	5.194	156.66
21	72 *	GT4AM	2	Team iRaceWin (TPE) Ringo CHONG (SGP) / Gilles VANNELET (FRA)	Mercedes-AMG GT4	1:45.271	2	5	11.874	0.628	155.73
22	77	GT4AM	3	Craft Bamboo Racing (HKG) Frank YU (HKG) / Jean Marc MERLIN (FRA)	Porsche Cayman GT4 Clubspor	1:45.675	2	3	12.278	0.404	155.13
23	22	GT4AM	4	JWD Unixx Racing Team (THA) Charvanin BUNDITKITSADA (THA) / Pitsanu SIRIMONGKOLKASEM (THA)	Porsche Cayman GT4 Clubspor	1:46.701	1	5	13.304	1.026	153.64
24	82	GT4AM	5	BMW Team Studie (JPN) Ken URATA (JPN) / Max CHEN (TPE)	BMW M4 GT4	1:46.879	5	6	13.483	0.178	153.39
25	11	GT4AM	6	TTR Team SARD (HKG) Tony FONG (HKG) / Brian LEE (TPE)	Porsche Cayman GT4 Clubspor	1:47.398	1	5	14.002	0.519	152.64
26	14	GT4AM	7	Morseng Racing Team (THA) Chayapon YOTHA (THA) / Tosaphol PHAMYAI (THA)	Porsche Cayman GT4 Clubspor	1:47.979	2	7	14.582	0.580	151.82
27	17	GT4AM	8	Taiwan Top Speed Racing Team (TWN) Keo CHANG (TPE) / Jeff LU (TPE)	Porsche Cayman GT4 Clubspor	1:48.583	3	6	15.187	0.604	150.98
28	80 *	GT4AM	9	Racing Spirit Thailand (THA) Sontaya KUNPLOME (THA) / Preeda TANTEM SAPYA (THA)	Porsche Cayman GT4 Clubspor	1:53.113	2	6	19.716	4.529	144.93
29	666 *	GT4AM	10	GruppeM Racing Team (HKG) Reinhold RENGGER (DEU)	Mercedes-AMG GT4			4			

*Cars 19, 80, 911 - lap time(s) removed for track limits infringement

*Car 72 - Technical infringement Series Regulation Article 4.2.1. Start from the back of the grid for both races.

*Car 666 - speeding in pit lane. All times set before the infringement cancelled. Series Regulation Article 4vii. Stewards Decision No 27.

CLASS GT3 QUALIFYING LAPTIME (115.0% of 1:33.396) = 1:47.406
CLASS GT4 QUALIFYING LAPTIME (115.0% of 1:44.642) = 2:00.339

Chang International
Circuit Length = 4.554 km
Start: 10:50 Flag 11:05 End: 11:08

Weather / Track : Sunny / Dry

Race Director : Ravin	Stewards :	Timekeeper :
-----------------------	------------	--------------

Results can be found at www.tsl-timing.com

Printed - 13:18 Saturday, 12 May 2018

Blancpain GT Series Asia 2018

QUALIFYING 1 - CLASSIFICATION BY CLASS - FINAL

CLASS : GT3 - GT3S

POS	NO	NAME	NAT	ENTRY	TIME	ON	LAPS	GAP	DIFF	KPH
1	999	GruppeM Racing Team	HKG	Mercedes-AMG GT3	1:33.396	4	7			175.53
2	27	HubAuto Corsa	TPE	Ferrari 488 GT3	1:33.501	3	5	0.104	0.104	175.33
3	3	Absolute Racing	HKG	Audi R8 LMS GT3	1:33.786	3	8	0.389	0.284	174.80
4	19 *	FFF Racing Team by ACM	CHN	Lamborghini Huracan GT3	1:34.130	3	4	0.733	0.344	174.16
5	86	OD Racing Team WRT	MYS	Audi R8 LMS GT3	1:34.322	2	5	0.925	0.192	173.81
6	23	KCMG	HKG	Nissan GT-R NISMO GT3	1:34.381	2	7	0.984	0.059	173.70
7	5	Phoenix Racing Asia	HKG	Audi R8 LMS GT3	1:34.627	3	6	1.231	0.246	173.25
8	991	Craft Bamboo Racing	HKG	Porsche 991 GT3R	1:34.729	1	7	1.332	0.101	173.06
9	911 *	Craft Bamboo Racing	HKG	Porsche 991 GT3R	1:35.109	3	7	1.713	0.380	172.37

CLASS : GT3 - GT3PA

POS	NO	NAME	NAT	ENTRY	TIME	ON	LAPS	GAP	DIFF	KPH
1	888	GruppeM Racing Team	HKG	Mercedes-AMG GT3	1:33.961	8	8			174.47
2	37	Absolute Racing	HKG	Audi R8 LMS GT3	1:34.286	5	8	0.325	0.325	173.87
3	97	Indigo Racing	KOR	Mercedes-AMG GT3	1:34.500	2	7	0.538	0.213	173.48
4	63	FFF Racing Team by ACM	CHN	Lamborghini Huracan GT3	1:34.681	3	7	0.719	0.180	173.15
5	7	Absolute Racing	HKG	Audi R8 LMS GT3	1:34.913	2	8	0.951	0.232	172.73
6	8	ARN Racing	JPN	Ferrari 488 GT3	1:35.135	3	8	1.173	0.221	172.32
7	18	KCMG	HKG	Nissan GT-R NISMO GT3	1:35.292	7	8	1.330	0.157	172.04
8	28	HubAuto Corsa	TPE	Ferrari 488 GT3	1:36.032	3	4	2.070	0.740	170.71

CLASS : GT3 - GT3AM

POS	NO	NAME	NAT	ENTRY	TIME	ON	LAPS	GAP	DIFF	KPH
1	45	KCMG	HKG	Audi R8 LMS GT3	1:37.208	4	8			168.65
2	51	AMAC Motorsport	AUS	Lamborghini Huracan GT3	1:39.448	5	8	2.240	2.240	164.85

CLASS : GT3

POS	NO	NAME	NAT	ENTRY	TIME	ON	LAPS	GAP	DIFF	KPH
1	999	GruppeM Racing Team	HKG	Mercedes-AMG GT3	1:33.396	4	7			175.53
2	27	HubAuto Corsa	TPE	Ferrari 488 GT3	1:33.501	3	5	0.104	0.104	175.33
3	3	Absolute Racing	HKG	Audi R8 LMS GT3	1:33.786	3	8	0.389	0.284	174.80
4	888	GruppeM Racing Team	HKG	Mercedes-AMG GT3	1:33.961	8	8	0.564	0.175	174.47
5	19 *	FFF Racing Team by ACM	CHN	Lamborghini Huracan GT3	1:34.130	3	4	0.733	0.168	174.16
6	37	Absolute Racing	HKG	Audi R8 LMS GT3	1:34.286	5	8	0.889	0.156	173.87
7	86	OD Racing Team WRT	MYS	Audi R8 LMS GT3	1:34.322	2	5	0.925	0.035	173.81
8	23	KCMG	HKG	Nissan GT-R NISMO GT3	1:34.381	2	7	0.984	0.059	173.70
9	97	Indigo Racing	KOR	Mercedes-AMG GT3	1:34.500	2	7	1.103	0.118	173.48
10	5	Phoenix Racing Asia	HKG	Audi R8 LMS GT3	1:34.627	3	6	1.231	0.127	173.25
11	63	FFF Racing Team by ACM	CHN	Lamborghini Huracan GT3	1:34.681	3	7	1.284	0.053	173.15
12	991	Craft Bamboo Racing	HKG	Porsche 991 GT3R	1:34.729	1	7	1.332	0.048	173.06
13	7	Absolute Racing	HKG	Audi R8 LMS GT3	1:34.913	2	8	1.516	0.184	172.73
14	911 *	Craft Bamboo Racing	HKG	Porsche 991 GT3R	1:35.109	3	7	1.713	0.196	172.37
15	8	ARN Racing	JPN	Ferrari 488 GT3	1:35.135	3	8	1.738	0.025	172.32
16	18	KCMG	HKG	Nissan GT-R NISMO GT3	1:35.292	7	8	1.895	0.157	172.04

Chang International

Circuit Length = 4.554 km

Start: 10:50 Flag 11:05 End: 11:08

Weather / Track : Sunny / Dry

Race Director : Ravin	Stewards :	Timekeeper :
-----------------------	------------	--------------

Blancpain GT Series Asia 2018

QUALIFYING 1 - CLASSIFICATION BY CLASS - FINAL

17	28	HubAuto Corsa	TPE	Ferrari 488 GT3	1:36.032	3	4	2.635	0.740	170.71
18	45	KCMG	HKG	Audi R8 LMS GT3	1:37.208	4	8	3.811	1.175	168.65
19	51	AMAC Motorsport	AUS	Lamborghini Huracan GT3	1:39.448	5	8	6.051	2.240	164.85

CLASS : GT4 - GT4AM

POS	NO	NAME	NAT	ENTRY	TIME	ON	LAPS	GAP	DIFF	KPH
1	81	BMW Team Studie	JPN	BMW M4 GT4	1:44.642	1	6			156.66
2	72 *	Team iRaceWin	TPE	Mercedes-AMG GT4	1:45.271	2	5	0.628	0.628	155.73
3	77	Craft Bamboo Racing	HKG	Porsche Cayman GT4 Clubsport MR	1:45.675	2	3	1.032	0.404	155.13
4	22	JWD Unixx Racing Team	THA	Porsche Cayman GT4 Clubsport MR	1:46.701	1	5	2.058	1.026	153.64
5	82	BMW Team Studie	JPN	BMW M4 GT4	1:46.879	5	6	2.236	0.178	153.39
6	11	TTR Team SARD	HKG	Porsche Cayman GT4 Clubsport MR	1:47.398	1	5	2.756	0.519	152.64
7	14	Morseng Racing Team	THA	Porsche Cayman GT4 Clubsport MR	1:47.979	2	7	3.336	0.580	151.82
8	17	Taiwan Top Speed Racing Team	TWN	Porsche Cayman GT4 Clubsport MR	1:48.583	3	6	3.941	0.604	150.98
9	80 *	Racing Spirit Thailand	THA	Porsche Cayman GT4 Clubsport MR	1:53.113	2	6	8.470	4.529	144.93

*Cars 19, 80, 911 - lap time(s) removed for track limits infringement

*Car 72 - Technical infringement Series Regulation Article 4.2.1. Start from the back of the grid for both races.

*Car 666 - speeding in pit lane. All times set before the infringement cancelled. Series Regulation Article 4vii. Stewards Decision No 27.

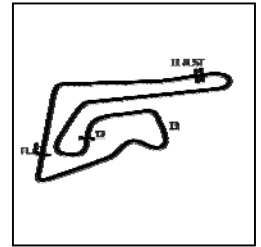
Weather / Track : Sunny / Dry

Chang International
 Circuit Length = 4.554 km
 Start: 10:50 Flag 11:05 End: 11:08

Race Director : Ravin	Stewards :	Timekeeper :
-----------------------	------------	--------------

Blancpain GT Series Asia 2018

QUALIFYING 1 - SECTOR ANALYSIS



SECTOR 1 = FL to I1, SECTOR 2 = I1 to I2, SECTOR 3 = I2 to I3, SECTOR 4 = I3 to FL, DIFF = Difference To Personal Best Lap, P = Crossed Finish Line in Pit Lane, D = Time Disallowed

P1 999 GT3S GruppeM Racing Team		Mercedes-AMG GT3							
IDEAL LAP TIME : 1:33.390		BEST LAP TIME : 1:33.396		DIFFERENCE : 0.006					
D1: Patric NIEDERHAUSER		D2: Markus POMMER							
LAP	SECTOR 1	SECTOR 2	SECTOR 3	SPEED TRAP	LAP TIME	KPH	DIFF	TIME OF DAY	
1 - D1	22.710	36.190	38.338	249.4	1:37.238	168.60	3.841	10:54:50.057	
2 - D1	22.419	36.378	37.658	250.0	1:36.455	169.96	3.058	10:56:26.512	
3 - D1	22.520	35.887	37.168	249.4	1:35.575 (3)	171.53	2.178	10:58:02.088	
4 - D1	22.211	34.875	36.310	249.4	1:33.396 (1)	175.53		10:59:35.484	
5 - D1	22.400	34.869	36.414	249.4	1:33.683 (2)	174.99	0.286	11:01:09.168	
6 - D1	23.561	40.752	44.780	184.6	1:49.094	150.27	15.697	11:02:58.262	
7 - D1	22.309	34.883	IN PIT	250.0	1:42.851 P	159.39	9.454	11:04:41.114	

P2 27 GT3S HubAuto Corsa		Ferrari 488 GT3							
IDEAL LAP TIME : 1:33.309		BEST LAP TIME : 1:33.501		DIFFERENCE : 0.192					
D1: Hongli YE		D2: Nick FOSTER							
LAP	SECTOR 1	SECTOR 2	SECTOR 3	SPEED TRAP	LAP TIME	KPH	DIFF	TIME OF DAY	
1 - D1	23.899	35.520	43.957	245.4	1:43.376 (3)	158.58	9.875	10:53:49.901	
2 - D1	22.502	34.824	36.234	247.7	1:33.561 (2)	175.22	0.059	10:55:23.462	
3 - D1	22.418	34.656	36.426	248.8	1:33.501 (1)	175.33		10:56:56.963	
4 - D1	27.248	39.247	38.834	206.1	1:45.330	155.64	11.828	10:58:42.293	
5 - D1	22.536	35.864	IN PIT	245.4	1:40.362 P	163.35	6.861	11:00:22.656	

P3 3 GT3S Absolute Racing		Audi R8 LMS GT3							
IDEAL LAP TIME : 1:33.712		BEST LAP TIME : 1:33.786		DIFFERENCE : 0.073					
D1: Martin RUMP		D2: Franky CHENG							
LAP	SECTOR 1	SECTOR 2	SECTOR 3	SPEED TRAP	LAP TIME	KPH	DIFF	TIME OF DAY	
1 - D1	23.133	40.094	38.574	246.0	1:41.802	161.04	8.015	10:53:56.575	
2 - D1	22.693	35.313	36.592	250.0	1:34.598 (3)	173.30	0.812	10:55:31.174	
3 - D1	22.603	34.784	36.399	247.7	1:33.786 (1)	174.80		10:57:04.960	
4 - D1	22.554	37.162	38.398	248.8	1:38.115	167.09	4.328	10:58:43.075	
5 - D1	22.733	36.423	37.332	250.5	1:36.489	169.90	2.703	11:00:19.564	
6 - D1	22.586	35.802	38.188	250.0	1:36.577	169.75	2.791	11:01:56.141	
7 - D1	22.529	35.027	36.586	249.4	1:34.143 (2)	174.14	0.356	11:03:30.284	
8 - D1	23.389	39.265	IN PIT	219.0	1:45.432 P	155.49	11.646	11:05:15.717	

P4 888 GT3PA GruppeM Racing Team		Mercedes-AMG GT3							
IDEAL LAP TIME : 1:33.940		BEST LAP TIME : 1:33.961		DIFFERENCE : 0.021					
D1: Alexander MATTSCHULL		D2: Maximilian BUHK							
LAP	SECTOR 1	SECTOR 2	SECTOR 3	SPEED TRAP	LAP TIME	KPH	DIFF	TIME OF DAY	
1 - D1	23.653	36.751	40.976	243.2	1:41.381	161.71	7.419	10:55:14.132	
2 - D1	22.765	35.303	37.153	245.4	1:35.221	172.17	1.259	10:56:49.354	
3 - D1	22.469	36.483	43.221	247.1	1:42.174	160.45	8.212	10:58:31.528	
4 - D1	22.637	35.164	38.756	246.0	1:36.557	169.78	2.596	11:00:08.086	
5 - D1	23.977	37.248	37.786	243.7	1:39.012	165.57	5.050	11:01:47.098	
6 - D1	22.617	35.471	36.916	247.7	1:35.004 (3)	172.56	1.043	11:03:22.103	
7 - D1	22.539	35.127	36.904	247.7	1:34.570 (2)	173.35	0.609	11:04:56.674	
8 - D1	22.491	34.849	36.621	247.7	1:33.961 (1)	174.47		11:06:30.636	

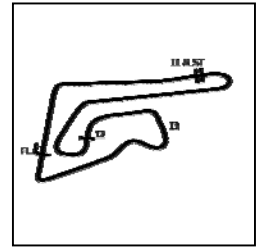
P5 19 GT3S FFF Racing Team by ACM		Lamborghini Huracan GT3							
IDEAL LAP TIME : 1:33.802		BEST LAP TIME : 1:34.130		DIFFERENCE : 0.328					
D1: Dennis LIND		D2: Martin KODRIC							
LAP	SECTOR 1	SECTOR 2	SECTOR 3	SPEED TRAP	LAP TIME	KPH	DIFF	TIME OF DAY	
1 - D1	22.477	35.235	38.082	248.8	1:35.795 (2)	171.14	1.664	10:53:37.360	
2 - D1	22.379	34.675	37.316	250.0	1:34.370 D	173.72	0.240	10:55:11.731	
3 - D1	22.694	34.623	36.812	248.2	1:34.130 (1)	174.16		10:56:45.861	
4 - D1	22.366	37.097	IN PIT	250.5	1:46.441 P	154.02	12.310	10:58:32.303	

Weather / Track : Sunny / Dry

Chang International
Circuit Length = 4.554 km
Start: 10:50 Flag 11:05 End: 11:08

Blancpain GT Series Asia 2018

QUALIFYING 1 - SECTOR ANALYSIS



SECTOR 1 = FL to I1, SECTOR 2 = I1 to I2 SECTOR 3 = I2 to I3, SECTOR 4 = I3 to FL, DIFF = Difference To Personal Best Lap, P = Crossed Finish Line in Pit Lane, D = Time Disallowed

P6 37 GT3PA Absolute Racing		Audi R8 LMS GT3						
IDEAL LAP TIME : 1:33.982		BEST LAP TIME : 1:34.286		DIFFERENCE : 0.303				
D1: Anthony LIU		D2: Josh BURDON						
LAP	SECTOR 1	SECTOR 2	SECTOR 3	SPEED TRAP	LAP TIME	KPH	DIFF	TIME OF DAY
1 - D1	22.967	36.504	38.825	248.8	1:38.297	166.78	4.010	10:53:42.378
2 - D1	22.621	35.085	36.806	248.2	1:34.512 (2)	173.46	0.225	10:55:16.891
3 - D1	22.372	36.392	39.790	251.1	1:38.555	166.34	4.268	10:56:55.446
4 - D1	22.535	34.980	44.375	249.4	1:41.890	160.90	7.604	10:58:37.337
5 - D1	22.482	35.174	36.630	250.5	1:34.286 (1)	173.87		11:00:11.624
6 - D1	23.086	36.165	39.772	248.8	1:39.023	165.56	4.736	11:01:50.647
7 - D1	22.475	35.316	37.186	249.4	1:34.978 (3)	172.61	0.691	11:03:25.625
8 - D1	24.317	42.534	IN PIT	197.4	1:57.454 P	139.58	23.167	11:05:23.080

P7 86 GT3S OD Racing Team WRT		Audi R8 LMS GT3						
IDEAL LAP TIME : 1:34.128		BEST LAP TIME : 1:34.322		DIFFERENCE : 0.194				
D1: Aditya PATEL		D2: Mitchell GILBERT						
LAP	SECTOR 1	SECTOR 2	SECTOR 3	SPEED TRAP	LAP TIME	KPH	DIFF	TIME OF DAY
1 - D1	22.738	35.269	37.304	249.4	1:35.311 (3)	172.00	0.989	10:53:38.041
2 - D1	22.684	34.776	36.862	250.0	1:34.322 (1)	173.81		10:55:12.364
3 - D1	22.563	35.019	36.843	250.5	1:34.426 (2)	173.62	0.103	10:56:46.790
4 - D1	22.508	37.018	39.771	251.1	1:39.298	165.10	4.975	10:58:26.088
5 - D1	22.594	36.079	IN PIT	250.5	1:38.811 P	165.91	4.488	11:00:04.900

P8 23 GT3S KCMG		Nissan GT-R NISMO GT3						
IDEAL LAP TIME : 1:34.220		BEST LAP TIME : 1:34.381		DIFFERENCE : 0.161				
D1: Edoardo LIBERATI		D2: Florian STRAUSS						
LAP	SECTOR 1	SECTOR 2	SECTOR 3	SPEED TRAP	LAP TIME	KPH	DIFF	TIME OF DAY
1 - D1	22.626	35.319	40.239	247.7	1:38.185	166.97	3.803	10:54:11.283
2 - D1	22.344	35.269	36.767	248.8	1:34.381 (1)	173.70		10:55:45.664
3 - D1	22.432	35.420	36.968	249.4	1:34.820	172.89	0.438	10:57:20.485
4 - D1	22.269	35.280	36.879	250.0	1:34.428 (2)	173.61	0.047	10:58:54.914
5 - D1	22.558	41.629	51.912	251.1	1:56.100	141.20	21.718	11:00:51.014
6 - D1	22.485	35.227	36.939	249.4	1:34.651 (3)	173.20	0.270	11:02:25.666
7 - D1	22.225	35.488	IN PIT	251.1	1:39.192 P	165.27	4.811	11:04:04.859

P9 97 GT3PA Indigo Racing		Mercedes-AMG GT3						
IDEAL LAP TIME : 1:34.439		BEST LAP TIME : 1:34.500		DIFFERENCE : 0.061				
D1: Juwon SEO		D2: Roelof BRUINS						
LAP	SECTOR 1	SECTOR 2	SECTOR 3	SPEED TRAP	LAP TIME	KPH	DIFF	TIME OF DAY
1 - D1	23.735	35.867	37.560	243.2	1:37.162	168.73	2.662	10:54:17.366
2 - D1	22.586	35.137	36.777	246.0	1:34.500 (1)	173.48		10:55:51.867
3 - D1	22.715	35.076	36.842	245.4	1:34.633 (2)	173.24	0.132	10:57:26.500
4 - D1	22.597	35.401	IN PIT	246.0	1:39.717 P	164.40	5.217	10:59:06.218
5 - D1	OUTLAP	49.470	40.181	236.3	3:07.311	87.52	1:32.811	11:02:13.529
6 - D1	22.702	35.256	37.318	247.1	1:35.276 (3)	172.07	0.776	11:03:48.806
7 - D1	22.924	38.770	38.741	247.7	1:40.435	163.23	5.935	11:05:29.242

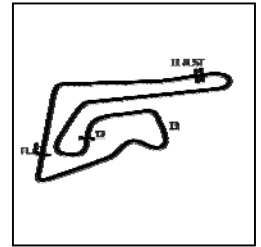
P10 5 GT3S Phoenix Racing Asia		Audi R8 LMS GT3						
IDEAL LAP TIME : 1:34.534		BEST LAP TIME : 1:34.627		DIFFERENCE : 0.093				
D1: Marchy LEE		D2: Alex YOONG						
LAP	SECTOR 1	SECTOR 2	SECTOR 3	SPEED TRAP	LAP TIME	KPH	DIFF	TIME OF DAY
1 - D1	22.989	37.547	41.354	246.0	1:41.890	160.90	7.262	10:53:50.307
2 - D1	22.767	35.295	36.793	248.2	1:34.855 (2)	172.83	0.227	10:55:25.162
3 - D1	22.730	35.078	36.879	248.2	1:34.627 (1)	173.25		10:56:59.789
4 - D1	22.723	35.431	37.799	248.8	1:35.953	170.85	1.325	10:58:35.743
5 - D1	22.770	35.410	36.958	250.0	1:35.139 (3)	172.31	0.511	11:00:10.882
6 - D1	24.144	37.524	IN PIT	225.9	1:43.169 P	158.90	8.541	11:01:54.052

Weather / Track : Sunny / Dry

Chang International
Circuit Length = 4.554 km
Start: 10:50 Flag 11:05 End: 11:08

Blancpain GT Series Asia 2018

QUALIFYING 1 - SECTOR ANALYSIS



SECTOR 1 = FL to I1, SECTOR 2 = I1 to I2 SECTOR 3 = I2 to I3, SECTOR 4 = I3 to FL, DIFF = Difference To Personal Best Lap, P = Crossed Finish Line in Pit Lane, D = Time Disallowed

P11 63 GT3PA FFF Racing Team by ACM		Lamborghini Huracan GT3						
IDEAL LAP TIME : 1:34.681		BEST LAP TIME : 1:34.681		DIFFERENCE : 0.000				
D1: Hiroshi HAMAGUCHI		D2: Marco MAPELLI						
LAP	SECTOR 1	SECTOR 2	SECTOR 3	SPEED TRAP	LAP TIME	KPH	DIFF	TIME OF DAY
1 - D1	22.741	35.839	37.205	250.0	1:35.785 (3)	171.15	1.104	10:53:39.359
2 - D1	22.480	35.578	38.993	252.9	1:37.051	168.92	2.370	10:55:16.410
3 - D1	22.326	35.328	37.027	252.9	1:34.681 (1)	173.15		10:56:51.092
4 - D1	22.509	35.677	37.865	252.3	1:36.051	170.68	1.370	10:58:27.143
5 - D1	22.492	36.416	38.220	252.3	1:37.128	168.79	2.447	11:00:04.272
6 - D1	22.811	35.404	37.398	250.5	1:35.614 (2)	171.46	0.933	11:01:39.886
7 - D1	26.475	49.088	IN PIT	156.5	2:05.857 P	130.26	31.176	11:03:45.744

P12 991 GT3S Craft Bamboo Racing		Porsche 991 GT3R						
IDEAL LAP TIME : 1:34.501		BEST LAP TIME : 1:34.729		DIFFERENCE : 0.228				
D1: Aidan READ		D2: Darryl O'YOUNG						
LAP	SECTOR 1	SECTOR 2	SECTOR 3	SPEED TRAP	LAP TIME	KPH	DIFF	TIME OF DAY
1 - D1	22.691	35.218	36.819	245.4	1:34.729 (1)	173.06		10:54:57.176
2 - D1	22.718	36.069	37.442	247.7	1:36.230	170.36	1.500	10:56:33.406
3 - D1	22.502	35.395	37.094	247.7	1:34.991 (3)	172.58	0.262	10:58:08.398
4 - D1	22.563	35.687	38.162	247.7	1:36.413	170.04	1.684	10:59:44.811
5 - D1	22.865	36.063	41.852	246.0	1:40.780	162.67	6.051	11:01:25.592
6 - D1	22.618	35.179	37.069	246.5	1:34.867 (2)	172.81	0.138	11:03:00.459
7 - D1	22.617	35.380	IN PIT	248.2	1:42.227 P	160.37	7.498	11:04:42.687

P13 7 GT3PA Absolute Racing		Audi R8 LMS GT3						
IDEAL LAP TIME : 1:34.818		BEST LAP TIME : 1:34.913		DIFFERENCE : 0.095				
D1: Andrew KIM		D2: Adderly FONG						
LAP	SECTOR 1	SECTOR 2	SECTOR 3	SPEED TRAP	LAP TIME	KPH	DIFF	TIME OF DAY
1 - D1	22.862	35.626	37.387	248.8	1:35.876	170.99	0.962	10:53:51.286
2 - D1	22.670	35.146	37.096	249.4	1:34.913 (1)	172.73		10:55:26.199
3 - D1	22.881	35.294	37.186	248.8	1:35.361 (2)	171.91	0.448	10:57:01.561
4 - D1	22.944	38.386	37.434	249.4	1:38.764	165.99	3.851	10:58:40.326
5 - D1	23.865	35.051	37.470	244.8	1:36.386	170.08	1.473	11:00:16.713
6 - D1	22.912	36.306	38.408	250.0	1:37.627	167.92	2.714	11:01:54.340
7 - D1	22.841	35.463	37.306	248.2	1:35.610 (3)	171.46	0.697	11:03:29.951
8 - D1	22.990	37.652	IN PIT	248.2	1:41.338 P	161.77	6.425	11:05:11.290

P14 911 GT3S Craft Bamboo Racing		Porsche 991 GT3R						
IDEAL LAP TIME : 1:34.704		BEST LAP TIME : 1:35.109		DIFFERENCE : 0.405				
D1: Sandy STUVIK		D2: Shae DAVIES						
LAP	SECTOR 1	SECTOR 2	SECTOR 3	SPEED TRAP	LAP TIME	KPH	DIFF	TIME OF DAY
1 - D1	22.859	35.659	37.463	247.1	1:35.982 (2)	170.80	0.872	10:54:12.283
2 - D1	22.668	35.437	36.899	248.8	1:35.004 D	172.56		10:55:47.288
3 - D1	22.654	35.368	37.087	249.4	1:35.109 (1)	172.37		10:57:22.398
4 - D1	22.534	35.537	IN PIT	249.4	1:36.979 P	169.04	1.870	10:58:59.378
5 - D1	OUTLAP	38.796	40.782	236.8	3:04.908	88.66	1:29.798	11:02:04.286
6 - D1	22.565	37.608	39.215	249.4	1:39.388 (3)	164.95	4.279	11:03:43.675
7 - D1	22.436	37.159	IN PIT	250.5	1:42.854 P	159.39	7.745	11:05:26.530

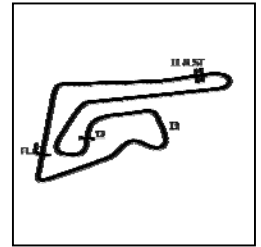
P15 8 GT3PA ARN Racing		Ferrari 488 GT3						
IDEAL LAP TIME : 1:35.027		BEST LAP TIME : 1:35.135		DIFFERENCE : 0.107				
D1: Hiroaki NAGAI		D2: Daisuke ITO						
LAP	SECTOR 1	SECTOR 2	SECTOR 3	SPEED TRAP	LAP TIME	KPH	DIFF	TIME OF DAY
1 - D1	24.049	39.518	42.780	211.3	1:46.347	154.15	11.212	10:53:56.104
2 - D1	22.625	37.254	38.106	249.4	1:37.985	167.31	2.850	10:55:34.090
3 - D1	22.567	35.328	37.239	250.0	1:35.135 (1)	172.32		10:57:09.225
4 - D1	22.732	35.423	39.092	249.4	1:37.248	168.58	2.113	10:58:46.473
5 - D1	22.637	36.512	38.704	251.1	1:37.853	167.54	2.718	11:00:24.327
6 - D1	22.763	35.829	37.642	251.7	1:36.235	170.35	1.100	11:02:00.562
7 - D1	22.627	35.547	37.131	251.1	1:35.305 (2)	172.01	0.170	11:03:35.868

Weather / Track : Sunny / Dry

Chang International
Circuit Length = 4.554 km
Start: 10:50 Flag 11:05 End: 11:08

Blancpain GT Series Asia 2018

QUALIFYING 1 - SECTOR ANALYSIS



SECTOR 1 = FL to I1, SECTOR 2 = I1 to I2 SECTOR 3 = I2 to I3, SECTOR 4 = I3 to FL, DIFF = Difference To Personal Best Lap, P = Crossed Finish Line in Pit Lane, D = Time Disallowed
 8 - D1 22.670 35.627 37.554 250.5 1:35.852 (3) 171.03 0.717 11:05:11.720

P16 18 GT3PA KCMG		Nissan GT-R NISMO GT3							
IDEAL LAP TIME : 1:35.222		BEST LAP TIME : 1:35.292		DIFFERENCE : 0.069					
D1: Yuke TANIGUCHI		D2: Tsugio MATSUDA							
LAP	SECTOR 1	SECTOR 2	SECTOR 3	SPEED TRAP	LAP TIME	KPH	DIFF	TIME OF DAY	
1 - D1	23.182	36.656	37.920	245.4	1:37.758	167.70	2.466	10:53:43.163	
2 - D1	22.520	35.547	37.376	249.4	1:35.444 (2)	171.76	0.152	10:55:18.607	
3 - D1	22.799	35.664	38.666	248.2	1:37.130	168.78	1.837	10:56:55.737	
4 - D1	25.448	43.308	40.800	201.1	1:49.556	149.64	14.263	10:58:45.294	
5 - D1	22.610	36.967	41.200	251.1	1:40.777	162.67	5.485	11:00:26.071	
6 - D1	22.583	35.476	37.670	250.5	1:35.729	171.25	0.437	11:02:01.801	
7 - D1	22.442	35.403	37.446	251.1	1:35.292 (1)	172.04		11:03:37.093	
8 - D1	22.513	35.448	37.605	252.3	1:35.567 (3)	171.54	0.274	11:05:12.660	

P17 28 GT3PA HubAuto Corsa		Ferrari 488 GT3							
IDEAL LAP TIME : 1:35.989		BEST LAP TIME : 1:36.032		DIFFERENCE : 0.042					
D1: Morris CHEN		D2: Tim SLADE							
LAP	SECTOR 1	SECTOR 2	SECTOR 3	SPEED TRAP	LAP TIME	KPH	DIFF	TIME OF DAY	
1 - D1	24.623	36.050	39.693	227.8	1:40.366 (3)	163.34	4.333	10:53:38.437	
2 - D1	22.741	35.792	37.749	248.2	1:36.283 (2)	170.27	0.250	10:55:14.720	
3 - D1	22.784	35.541	37.706	248.8	1:36.032 (1)	170.77		10:56:50.752	
4 - D1	23.068	35.971	IN PIT	243.2	1:44.658 P	156.64	8.625	10:58:35.411	

P18 45 GT3AM KCMG		Audi R8 LMS GT3							
IDEAL LAP TIME : 1:36.721		BEST LAP TIME : 1:37.208		DIFFERENCE : 0.487					
D1: Naoto TAKEDA		D2: Takuya SHIRASAKA							
LAP	SECTOR 1	SECTOR 2	SECTOR 3	SPEED TRAP	LAP TIME	KPH	DIFF	TIME OF DAY	
1 - D1	23.936	38.400	38.821	243.2	1:41.158	162.06	3.950	10:53:58.135	
2 - D1	23.438	36.491	38.005	247.1	1:37.934 (3)	167.40	0.726	10:55:36.070	
3 - D1	23.317	36.153	37.792	247.1	1:37.262 (2)	168.55	0.054	10:57:13.333	
4 - D1	22.902	36.026	38.279	247.7	1:37.208 (1)	168.65		10:58:50.541	
5 - D1	22.972	36.269	39.289	248.8	1:38.531	166.38	1.322	11:00:29.072	
6 - D1	23.934	37.741	38.136	246.5	1:39.811	164.25	2.603	11:02:08.884	
7 - D1	23.578	36.568	54.160	247.7	1:54.307	143.42	17.098	11:04:03.191	
8 - D1	27.580	39.240	IN PIT	237.8	1:52.567 P	145.64	15.358	11:05:55.759	

P19 51 GT3AM AMAC Motorsport		Lamborghini Huracan GT3							
IDEAL LAP TIME : 1:39.391		BEST LAP TIME : 1:39.448		DIFFERENCE : 0.057					
D1: Andrew MACPHERSON		D2: William PORTER							
LAP	SECTOR 1	SECTOR 2	SECTOR 3	SPEED TRAP	LAP TIME	KPH	DIFF	TIME OF DAY	
1 - D1	24.732	38.521	39.280	244.3	1:42.534	159.89	3.085	10:54:22.523	
2 - D1	23.396	37.502	39.122	244.3	1:40.020	163.91	0.572	10:56:02.544	
3 - D1	23.424	37.338	39.462	246.5	1:40.224	163.57	0.776	10:57:42.769	
4 - D1	23.781	37.389	39.331	244.3	1:40.502	163.12	1.053	10:59:23.271	
5 - D1	23.314	37.324	38.809	247.7	1:39.448 (1)	164.85		11:01:02.719	
6 - D1	23.257	37.537	39.057	248.2	1:39.851 (3)	164.18	0.403	11:02:42.571	
7 - D1	23.433	37.548	38.905	247.1	1:39.887	164.12	0.439	11:04:22.458	
8 - D1	23.375	37.345	39.033	247.1	1:39.753 (2)	164.34	0.304	11:06:02.212	

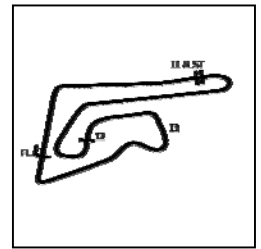
P20 666 GT4AM GruppeM Racing Team		Mercedes-AMG GT4							
IDEAL LAP TIME : 1:44.354		BEST LAP TIME : 1:44.641		DIFFERENCE : 0.287					
D1: Reinhold RENGER									
LAP	SECTOR 1	SECTOR 2	SECTOR 3	SPEED TRAP	LAP TIME	KPH	DIFF	TIME OF DAY	
1 - D1	25.166	38.726	40.749	229.2	1:44.641 (1)	156.67		10:54:29.440	
2 - D1	25.299	39.090	40.580	228.8	1:44.970 (3)	156.18	0.328	10:56:14.410	
3 - D1	25.204	39.169	40.461	228.8	1:44.835 (2)	156.38	0.193	10:57:59.245	
4 - D1	25.308	39.178	IN PIT	229.2	1:50.233 P	148.72	5.591	10:59:49.479	

Weather / Track : Sunny / Dry

Chang International
 Circuit Length = 4.554 km
 Start: 10:50 Flag 11:05 End: 11:08

Blancpain GT Series Asia 2018

QUALIFYING 1 - SECTOR ANALYSIS



SECTOR 1 = FL to I1, SECTOR 2 = I1 to I2 SECTOR 3 = I2 to I3, SECTOR 4 = I3 to FL, DIFF = Difference To Personal Best Lap, P = Crossed Finish Line in Pit Lane, D = Time Disallowed

P21 81 GT4AM BMW Team Studie				BMW M4 GT4				
IDEAL LAP TIME : 1:44.552		BEST LAP TIME : 1:44.642		DIFFERENCE : 0.090				
D1: Sunako JUKUCHOU		D2: Takayuki KINOSHITA						
LAP	SECTOR 1	SECTOR 2	SECTOR 3	SPEED TRAP	LAP TIME	KPH	DIFF	TIME OF DAY
1 - D1	24.816	38.907	40.919	229.7	1:44.642 (1)	156.66		10:54:53.912
2 - D1	24.868	38.817	41.216	229.7	1:44.902 (3)	156.28	0.259	10:56:38.814
3 - D1	27.609	50.637	44.663	170.3	2:02.910	133.38	18.267	10:58:41.724
4 - D1	25.182	40.340	48.713	237.2	1:54.236	143.51	9.593	11:00:35.960
5 - D1	24.914	39.010	40.936	237.2	1:44.860 (2)	156.34	0.218	11:02:20.821
6 - D1	30.627	49.650	IN PIT	136.7	2:09.058 P	127.03	24.415	11:04:29.880

P22 72 GT4AM Team iRaceWin				Mercedes-AMG GT4				
IDEAL LAP TIME : 1:45.218		BEST LAP TIME : 1:45.271		DIFFERENCE : 0.053				
D1: Ringo CHONG		D2: Gilles VANNELET						
LAP	SECTOR 1	SECTOR 2	SECTOR 3	SPEED TRAP	LAP TIME	KPH	DIFF	TIME OF DAY
1 - D1	25.867	39.393	40.874	228.3	1:46.135 (3)	154.46	0.864	10:54:32.542
2 - D1	25.305	39.284	40.681	228.8	1:45.271 (1)	155.73		10:56:17.813
3 - D1	25.252	39.388	40.926	229.7	1:45.566 (2)	155.29	0.295	10:58:03.380
4 - D1	25.414	39.878	41.317	229.2	1:46.610	153.77	1.338	10:59:49.990
5 - D1	26.211	41.165	IN PIT	226.8	1:52.827 P	145.30	7.556	11:01:42.818

P23 77 GT4AM Craft Bamboo Racing				Porsche Cayman GT4 Clubsport MR				
IDEAL LAP TIME : 1:45.586		BEST LAP TIME : 1:45.675		DIFFERENCE : 0.089				
D1: Frank YU		D2: Jean Marc MERLIN						
LAP	SECTOR 1	SECTOR 2	SECTOR 3	SPEED TRAP	LAP TIME	KPH	DIFF	TIME OF DAY
1 - D1	25.524	39.293	41.176	229.7	1:45.993 (2)	154.67	0.318	10:54:35.238
2 - D1	25.355	39.382	40.937	230.2	1:45.675 (1)	155.13		10:56:20.913
3 - D1	25.395	39.420	IN PIT	229.7	1:49.457 P	149.77	3.782	10:58:10.371

P24 22 GT4AM JWD Unixx Racing Team				Porsche Cayman GT4 Clubsport MR				
IDEAL LAP TIME : 1:46.567		BEST LAP TIME : 1:46.701		DIFFERENCE : 0.134				
D1: Charvanin BUNDITKITSAC		D2: Pitsanu SIRIMONGKOLKA						
LAP	SECTOR 1	SECTOR 2	SECTOR 3	SPEED TRAP	LAP TIME	KPH	DIFF	TIME OF DAY
1 - D1	25.066	40.037	41.598	232.7	1:46.701 (1)	153.64		10:54:46.540
2 - D1	25.367	40.279	42.304	230.2	1:47.950 (3)	151.86	1.249	10:56:34.490
3 - D1	25.319	40.536	41.463	230.7	1:47.319 (2)	152.76	0.618	10:58:21.809
4 - D1	25.422	40.306	42.418	229.7	1:48.147	151.59	1.445	11:00:09.956
5 - D1	26.284	41.661	IN PIT	229.7	1:56.233 P	141.04	9.532	11:02:06.190

P25 82 GT4AM BMW Team Studie				BMW M4 GT4				
IDEAL LAP TIME : 1:46.464		BEST LAP TIME : 1:46.879		DIFFERENCE : 0.415				
D1: Ken URATA		D2: Max CHEN						
LAP	SECTOR 1	SECTOR 2	SECTOR 3	SPEED TRAP	LAP TIME	KPH	DIFF	TIME OF DAY
1 - D1	25.189	40.107	41.636	229.7	1:46.933 (2)	153.31	0.053	10:54:50.014
2 - D1	25.143	39.684	42.113	230.7	1:46.940 (3)	153.30	0.060	10:56:36.955
3 - D1	25.329	47.128	50.216	222.2	2:02.673	133.64	15.793	10:58:39.628
4 - D1	25.364	41.706	45.003	231.2	1:52.073	146.28	5.193	11:00:31.701
5 - D1	25.357	39.859	41.663	232.2	1:46.879 (1)	153.39		11:02:18.580
6 - D1	25.387	43.777	IN PIT	225.9	1:57.297 P	139.76	10.417	11:04:15.878

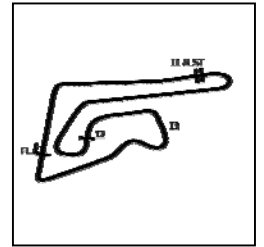
P26 11 GT4AM TTR Team SARD				Porsche Cayman GT4 Clubsport MR				
IDEAL LAP TIME : 1:47.042		BEST LAP TIME : 1:47.398		DIFFERENCE : 0.356				
D1: Tony FONG		D2: Brian LEE						
LAP	SECTOR 1	SECTOR 2	SECTOR 3	SPEED TRAP	LAP TIME	KPH	DIFF	TIME OF DAY
1 - D1	25.636	40.118	41.644	228.8	1:47.398 (1)	152.64		10:54:39.583
2 - D1	25.753	39.762	42.244	227.8	1:47.760 (2)	152.13	0.361	10:56:27.343
3 - D1	25.959	41.718	42.552	225.4	1:50.229	148.73	2.830	10:58:17.573
4 - D1	25.643	40.992	42.783	228.3	1:49.418 (3)	149.83	2.019	11:00:06.991
5 - D1	26.613	43.486	IN PIT	206.8	1:57.843 P	139.12	10.444	11:02:04.834

Weather / Track : Sunny / Dry

Chang International
Circuit Length = 4.554 km
Start: 10:50 Flag 11:05 End: 11:08

Blancpain GT Series Asia 2018

QUALIFYING 1 - SECTOR ANALYSIS



SECTOR 1 = FL to I1, SECTOR 2 = I1 to I2 SECTOR 3 = I2 to I3, SECTOR 4 = I3 to FL, DIFF = Difference To Personal Best Lap, P = Crossed Finish Line in Pit Lane, D = Time Disallowed

P27 14 GT4AM Morseng Racing Team				Porsche Cayman GT4 Clubsport MR				
IDEAL LAP TIME : 1:47.026		BEST LAP TIME : 1:47.979		DIFFERENCE : 0.953				
D1: Chayapon YOTHA		D2: Tosaphol PHAMYAI						
LAP	SECTOR 1	SECTOR 2	SECTOR 3	SPEED TRAP	LAP TIME	KPH	DIFF	TIME OF DAY
1 - D1	25.858	39.961	42.184	226.4	1:48.004 (2)	151.79	0.024	10:54:51.515
2 - D1	25.635	39.679	42.664	225.9	1:47.979 (1)	151.82		10:56:39.494
3 - D1	25.540	42.335	45.391	227.8	1:53.266	144.74	5.287	10:58:32.761
4 - D1	25.910	40.155	49.382	225.4	1:55.447	142.00	7.468	11:00:28.209
5 - D1	26.144	40.272	41.807	226.8	1:48.224 (3)	151.48	0.244	11:02:16.433
6 - D1	25.687	41.130	42.225	226.8	1:49.043	150.34	1.064	11:04:05.476
7 - D1	26.386	40.618	43.053	225.4	1:50.057	148.96	2.078	11:05:55.534

P28 17 GT4AM Taiwan Top Speed Racing Team				Porsche Cayman GT4 Clubsport MR				
IDEAL LAP TIME : 1:48.118		BEST LAP TIME : 1:48.583		DIFFERENCE : 0.465				
D1: Keo CHANG		D2: Jeff LU						
LAP	SECTOR 1	SECTOR 2	SECTOR 3	SPEED TRAP	LAP TIME	KPH	DIFF	TIME OF DAY
1 - D1	26.903	42.171	42.037	211.3	1:51.111	147.54	2.528	10:54:42.497
2 - D1	25.703	40.443	42.785	227.8	1:48.931 (2)	150.50	0.347	10:56:31.429
3 - D1	25.638	40.725	42.220	227.8	1:48.583 (1)	150.98		10:58:20.012
4 - D1	25.769	41.037	42.504	227.8	1:49.310 (3)	149.98	0.726	11:00:09.323
5 - D1	26.427	44.858	46.972	214.7	1:58.257	138.63	9.673	11:02:07.580
6 - D1	25.780	41.783	IN PIT	227.8	2:01.019 P	135.46	12.436	11:04:08.600

P29 80 GT4AM Racing Spirit Thailand				Porsche Cayman GT4 Clubsport MR				
IDEAL LAP TIME : 1:52.230		BEST LAP TIME : 1:53.113		DIFFERENCE : 0.883				
D1: Sontaya KUNPLOME		D2: Preeda TANTEM SAPYA						
LAP	SECTOR 1	SECTOR 2	SECTOR 3	SPEED TRAP	LAP TIME	KPH	DIFF	TIME OF DAY
1 - D1	26.023	42.559	45.883	227.8	1:54.466 D	143.22	1.352	10:54:59.592
2 - D1	25.848	41.247	46.018	227.3	1:53.113 (1)	144.93		10:56:52.706
3 - D1	27.410	44.358	48.100	216.4	1:59.869 (3)	136.76	6.755	10:58:52.575
4 - D1	29.392	45.511	47.179	204.9	2:02.082	134.28	8.968	11:00:54.658
5 - D1	25.807	41.203	46.209	227.3	1:53.220 (2)	144.80	0.106	11:02:47.878
6 - D1	26.002	40.539	IN PIT	226.8	1:59.998 P	136.62	6.884	11:04:47.877

Blancpain GT Series Asia 2018

QUALIFYING 1 - BEST SPEEDS

POS	NO	NAME	VMAX	KPH
1	63	FFF Racing Team by ACM		252.9
2	18	KCMG		252.3
3	8	ARN Racing		251.7
4	37	Absolute Racing		251.1
5	86	OD Racing Team WRT		251.1
6	23	KCMG		251.1
7	3	Absolute Racing		250.5
8	19	FFF Racing Team by ACM		250.5
9	911	Craft Bamboo Racing		250.5
10	999	GruppeM Racing Team		250.0
11	5	Phoenix Racing Asia		250.0
12	7	Absolute Racing		250.0
13	27	HubAuto Corsa		248.8
14	28	HubAuto Corsa		248.8
15	45	KCMG		248.8
16	991	Craft Bamboo Racing		248.2
17	51	AMAC Motorsport		248.2
18	888	GruppeM Racing Team		247.7
19	97	Indigo Racing		247.7
20	22	JWD Unixx Racing Team		232.7
21	82	BMW Team Studie		232.2
22	81	BMW Team Studie		231.2
23	77	Craft Bamboo Racing		230.2
24	72	Team iRaceWin		229.7
25	666	GruppeM Racing Team		229.2
26	11	TTR Team SARD		228.8
27	14	Morseng Racing Team		227.8
28	17	Taiwan Top Speed Racing Team		227.8
29	80	Racing Spirit Thailand		227.8

Weather / Track : Sunny / Dry

Results can be found at www.tsl-timing.com

Chang International
Circuit Length = 4.554 km
Start: 10:50 Flag 11:05 End: 11:08

Printed - 11:21 Saturday, 12 May 2018

Blancpain GT Series Asia 2018

QUALIFYING 1 - BEST SECTORS

SECTOR 1			SECTOR 2			SECTOR 3			IDEAL / BEST COMPARISON						
POS	NO	NAME	TIME	NO	NAME	TIME	NO	NAME	TIME	POS	NO	NAME	IDEAL	BEST	DIFF
													PERFECT LAP	1:33.068	
1	999	GruppeM Racing Te	22.211	19	FFF Racing Team b	34.623	27	HubAuto Corsa	36.234	1	27	HubAuto Corsa	1:33.309	1:33.501	0.192
2	23	KCMG	22.225	27	HubAuto Corsa	34.656	999	GruppeM Racing Te	36.310	2	999	GruppeM Racing Te	1:33.390	1:33.396	0.006
3	63	FFF Racing Team b	22.326	86	OD Racing Team W	34.776	3	Absolute Racing	36.399	3	3	Absolute Racing	1:33.712	1:33.786	0.073
4	19	FFF Racing Team b	22.366	3	Absolute Racing	34.784	888	GruppeM Racing Te	36.621	4	19	FFF Racing Team by	1:33.802	1:34.130	0.328
5	37	Absolute Racing	22.372	888	GruppeM Racing Te	34.849	37	Absolute Racing	36.630	5	888	GruppeM Racing Te	1:33.940	1:33.961	0.021
6	27	HubAuto Corsa	22.418	999	GruppeM Racing Te	34.869	23	KCMG	36.767	6	37	Absolute Racing	1:33.982	1:34.286	0.303
7	911	Craft Bamboo Racin	22.436	37	Absolute Racing	34.980	97	Indigo Racing	36.777	7	86	OD Racing Team WR	1:34.128	1:34.322	0.194
8	18	KCMG	22.442	5	Phoenix Racing Asi	35.018	5	Phoenix Racing Asi	36.793	8	23	KCMG	1:34.220	1:34.381	0.161
9	888	GruppeM Racing Te	22.469	7	Absolute Racing	35.051	19	FFF Racing Team b	36.812	9	97	Indigo Racing	1:34.439	1:34.500	0.061
10	991	Craft Bamboo Racin	22.502	97	Indigo Racing	35.076	991	Craft Bamboo Racin	36.819	10	991	Craft Bamboo Racing	1:34.501	1:34.729	0.228
11	86	OD Racing Team W	22.508	991	Craft Bamboo Racin	35.179	86	OD Racing Team W	36.843	11	5	Phoenix Racing Asia	1:34.534	1:34.627	0.093
12	3	Absolute Racing	22.529	23	KCMG	35.227	911	Craft Bamboo Racin	36.899	12	63	FFF Racing Team by	1:34.681	1:34.681	0.000
13	8	ARN Racing	22.567	63	FFF Racing Team b	35.328	63	FFF Racing Team b	37.027	13	911	Craft Bamboo Racing	1:34.704	1:35.109	0.405
14	97	Indigo Racing	22.586	8	ARN Racing	35.328	7	Absolute Racing	37.096	14	7	Absolute Racing	1:34.818	1:34.913	0.095
15	7	Absolute Racing	22.670	911	Craft Bamboo Racin	35.368	8	ARN Racing	37.131	15	8	ARN Racing	1:35.027	1:35.135	0.107
16	5	Phoenix Racing Asi	22.723	18	KCMG	35.403	18	KCMG	37.376	16	18	KCMG	1:35.222	1:35.292	0.069
17	28	HubAuto Corsa	22.741	28	HubAuto Corsa	35.541	28	HubAuto Corsa	37.706	17	28	HubAuto Corsa	1:35.989	1:36.032	0.042
18	45	KCMG	22.902	45	KCMG	36.026	45	KCMG	37.792	18	45	KCMG	1:36.721	1:37.208	0.487
19	51	AMAC Motorsport	23.257	51	AMAC Motorsport	37.324	51	AMAC Motorsport	38.809	19	51	AMAC Motorsport	1:39.391	1:39.448	0.057
20	81	BMW Team Studie	24.816	666	GruppeM Racing Te	38.726	666	GruppeM Racing Te	40.461	20	666	GruppeM Racing Te	1:44.354	1:44.641	0.287
21	22	JWD Unixx Racing T	25.066	81	BMW Team Studie	38.817	72	Team iRaceWin	40.681	21	81	BMW Team Studie	1:44.552	1:44.642	0.090
22	82	BMW Team Studie	25.143	72	Team iRaceWin	39.284	81	BMW Team Studie	40.919	22	72	Team iRaceWin	1:45.218	1:45.271	0.053
23	666	GruppeM Racing Te	25.166	77	Craft Bamboo Racin	39.293	77	Craft Bamboo Racin	40.937	23	77	Craft Bamboo Racing	1:45.586	1:45.675	0.089
24	72	Team iRaceWin	25.252	14	Morseng Racing Te	39.679	22	JWD Unixx Racing T	41.463	24	82	BMW Team Studie	1:46.464	1:46.879	0.415
25	77	Craft Bamboo Racin	25.355	82	BMW Team Studie	39.684	82	BMW Team Studie	41.636	25	22	JWD Unixx Racing Te	1:46.567	1:46.701	0.134
26	14	Morseng Racing Te	25.540	11	TTR Team SARD	39.762	11	TTR Team SARD	41.644	26	14	Morseng Racing Te	1:47.026	1:47.979	0.953
27	11	TTR Team SARD	25.636	22	JWD Unixx Racing T	40.037	14	Morseng Racing Te	41.807	27	11	TTR Team SARD	1:47.042	1:47.398	0.356
28	17	Taiwan Top Speed I	25.638	17	Taiwan Top Speed I	40.443	17	Taiwan Top Speed I	42.037	28	17	Taiwan Top Speed R	1:48.118	1:48.583	0.465
29	80	Racing Spirit Thaila	25.807	80	Racing Spirit Thaila	40.539	80	Racing Spirit Thaila	45.883	29	80	Racing Spirit Thailand	1:52.230	1:53.113	0.883

Weather / Track : Sunny / Dry

Chang International

Circuit Length = 4.554 km

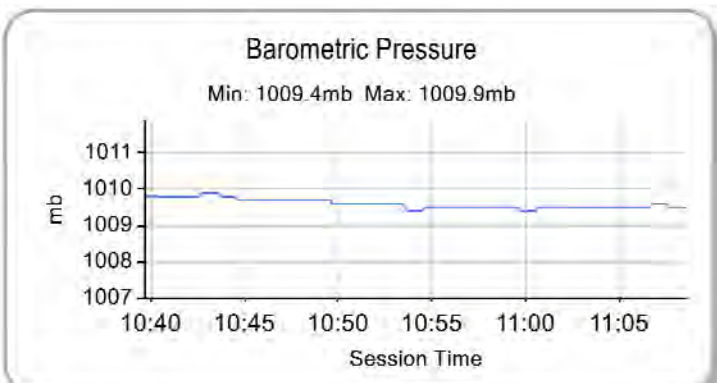
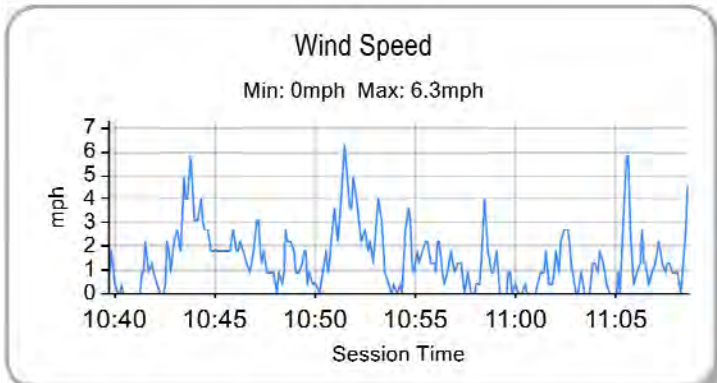
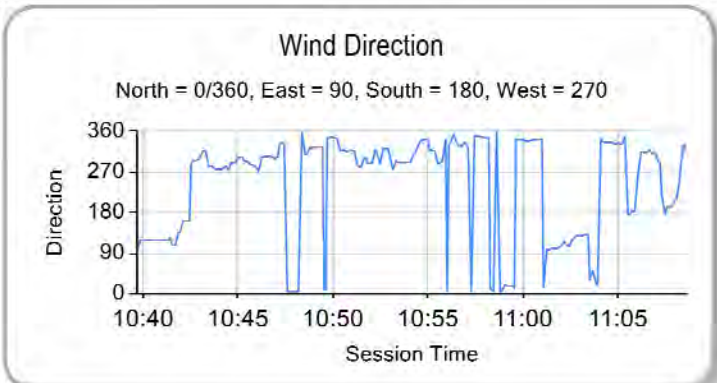
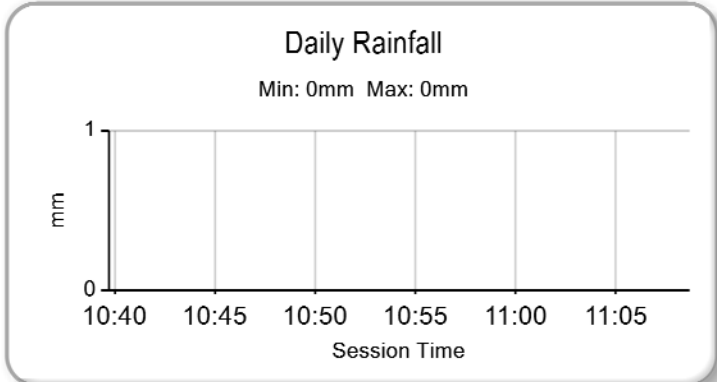
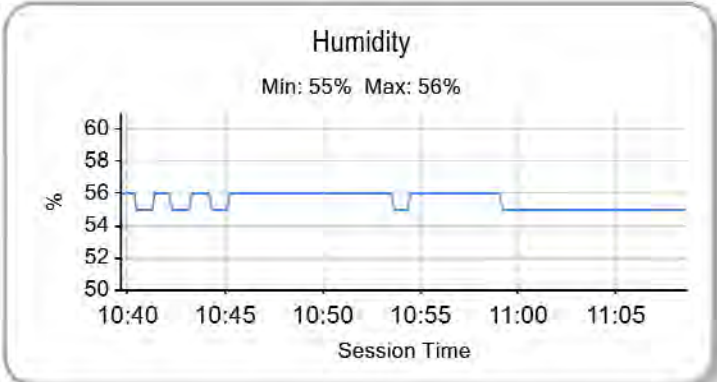
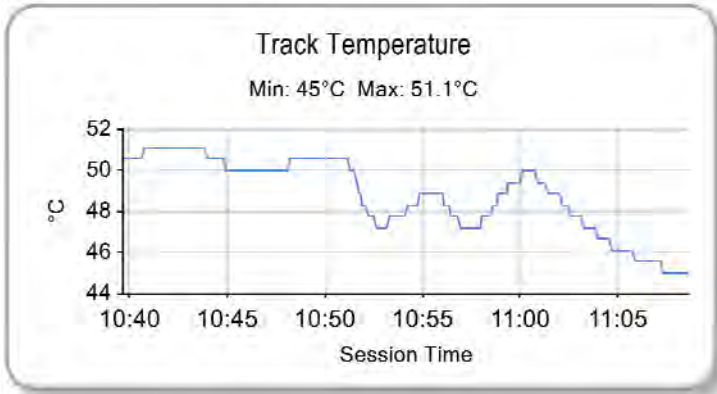
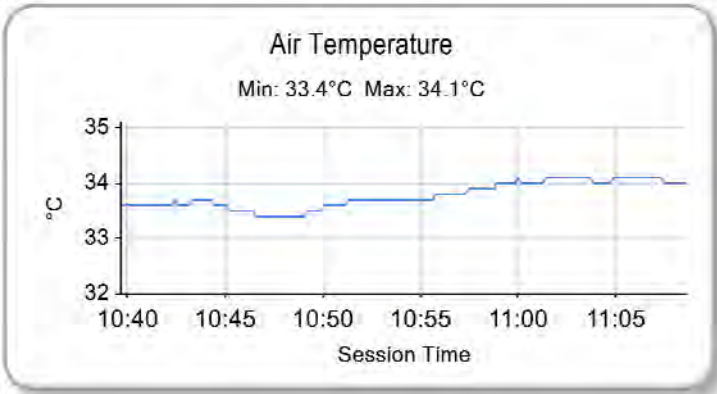
Start: 10:50 Flag 11:05 End: 11:08

Results can be found at www.tsl-timing.com

Printed - 11:20 Saturday, 12 May 2018

Blancpain GT Series Asia 2018

QUALIFYING 1 - WEATHER CONDITIONS



Weather / Track : Sunny / Dry

Results can be found at www.tsl-timing.com

Chang International
 Circuit Length = 4.554 km
 Start: 10:50 Flag 11:05 End: 11:08

Printed - 11:22 Saturday, 12 May 2018

Blancpain GT Series Asia 2018

QUALIFYING 2 - CLASSIFICATION - FINAL

POS	NO	CL	PIC	TEAM / DRIVERS	CAR	TIME	ON	LAPS	GAP	DIFF	KPH
1	888	GT3PA	1	GruppeM Racing Team (HKG) Alexander MATTSCHULL (DEU) / Maximilian BUHK (DEU)	Mercedes-AMG GT3	1:32.852	6	7			176.56
2	28	GT3PA	2	HubAuto Corsa (TPE) Morris CHEN (TPE) / Tim SLADE (AUS)	Ferrari 488 GT3	1:32.935	3	7	0.082	0.082	176.40
3	7	GT3PA	3	Absolute Racing (HKG) Andrew KIM (KOR) / Adderly FONG (HKG)	Audi R8 LMS GT3	1:33.207	6	7	0.354	0.272	175.89
4	37	GT3PA	4	Absolute Racing (HKG) Anthony LIU (CHN) / Josh BURDON (HKG)	Audi R8 LMS GT3	1:33.308	4	8	0.456	0.101	175.70
5	27	GT3S	1	HubAuto Corsa (TPE) Hongli YE (CHN) / Nick FOSTER (AUS)	Ferrari 488 GT3	1:33.479	6	7	0.626	0.170	175.38
6	999	GT3S	2	GruppeM Racing Team (HKG) Patric NIEDERHAUSER (CHE) / Markus POMMER (DEU)	Mercedes-AMG GT3	1:33.602	2	7	0.750	0.123	175.14
7	8 *	GT3PA	5	ARN Racing (JPN) Hiroaki NAGAI (JPN) / Daisuke ITO (JPN)	Ferrari 488 GT3	1:33.741	3	3	0.889	0.138	174.88
8	18	GT3PA	6	KCMG (HKG) Yuke TANIGUCHI (JPN) / Tsugio MATSUDA (JPN)	Nissan GT-R NISMO GT3	1:33.762	8	8	0.909	0.020	174.85
9	19 *	GT3S	3	FFF Racing Team by ACM (CHN) Dennis LIND (DNK) / Martin KODRICH (HRV)	Lamborghini Huracan GT3	1:33.810	3	6	0.958	0.048	174.76
10	23	GT3S	4	KCMG (HKG) Edoardo LIBERATI (ITA) / Florian STRAUSS (DEU)	Nissan GT-R NISMO GT3	1:33.849	7	8	0.997	0.038	174.68
11	86	GT3S	5	OD Racing Team WRT (MYS) Aditya PATEL (IND) / Mitchell GILBERT (MYS)	Audi R8 LMS GT3	1:34.064	4	5	1.212	0.215	174.28
12	3	GT3S	6	Absolute Racing (HKG) Martin RUMP (EST) / Franky CHENG (CHN)	Audi R8 LMS GT3	1:34.164	3	8	1.312	0.100	174.10
13	5 *	GT3S	7	Phoenix Racing Asia (HKG) Marchy LEE (HKG) / Alex YOONG (MYS)	Audi R8 LMS GT3	1:34.625	4	4	1.772	0.460	173.25
14	911	GT3S	8	Craft Bamboo Racing (HKG) Sandy STUVIK (THA) / Shae DAVIES (AUS)	Porsche 991 GT3R	1:34.756	3	8	1.903	0.131	173.01
15	97	GT3PA	7	Indigo Racing (KOR) Juwon SEO (KOR) / Roelof BRUINS (NDL)	Mercedes-AMG GT3	1:34.931	5	7	2.078	0.175	172.69
16	51	GT3AM	1	AMAC Motorsport (AUS) Andrew MACPHERSON (AUS) / William PORTER (AUS)	Lamborghini Huracan GT3	1:35.026	4	8	2.174	0.095	172.52
17	991 *	GT3S	9	Craft Bamboo Racing (HKG) Aidan READ (AUS) / Darryl O'YOUNG (HKG)	Porsche 991 GT3R	1:35.314	2	6	2.462	0.288	172.00
18	45 *	GT3AM	2	KCMG (HKG) Naoto TAKEDA (JPN) / Takuya SHIRASAKA (JPN)	Audi R8 LMS GT3	1:36.076	7	8	3.224	0.762	170.63
19	63 *	GT3PA	8	FFF Racing Team by ACM (CHN) Hiroshi HAMAGUCHI (JPN) / Marco MAPELLI (CHE)	Lamborghini Huracan GT3	1:42.402	1	5	9.550	6.325	160.09
20	72 *	GT4AM	1	Team iRaceWin (TPE) Ringo CHONG (SGP) / Gilles VANNELET (FRA)	Mercedes-AMG GT4	1:43.678	5	6	10.826	1.276	158.12
21	666	GT4AM	2	GruppeM Racing Team (HKG) Reinhold RENGER (DEU)	Mercedes-AMG GT4	1:44.014	7	7	11.162	0.335	157.61
22	81	GT4AM	3	BMW Team Studie (JPN) Sunako JUKUCHOU (JPN) / Takayuki KINOSHITA (JPN)	BMW M4 GT4	1:44.074	2	5	11.222	0.060	157.52
23	82	GT4AM	4	BMW Team Studie (JPN) Ken URATA (JPN) / Max CHEN (TPE)	BMW M4 GT4	1:45.812	1	6	12.960	1.737	154.93
24	22	GT4AM	5	JWD Unixx Racing Team (THA) Charvanin BUNDITKITSADA (THA) / Pitsanu SIRIMONGKOLKASEM (THA)	Porsche Cayman GT4 Clubspor	1:46.075	5	6	13.222	0.262	154.55
25	77	GT4AM	6	Craft Bamboo Racing (HKG) Frank YU (HKG) / Jean Marc MERLIN (FRA)	Porsche Cayman GT4 Clubspor	1:46.315	2	3	13.463	0.240	154.20
26	11	GT4AM	7	TTR Team SARD (HKG) Tony FONG (HKG) / Brian LEE (TPE)	Porsche Cayman GT4 Clubspor	1:46.521	1	7	13.668	0.205	153.90
27	80	GT4AM	8	Racing Spirit Thailand (THA) Sontaya KUNPLOME (THA) / Preeda TANTEMSPAPYA (THA)	Porsche Cayman GT4 Clubspor	1:47.803	1	3	14.951	1.282	152.07
28	17	GT4AM	9	Taiwan Top Speed Racing Team (TWN) Keo CHANG (TPE) / Jeff LU (TPE)	Porsche Cayman GT4 Clubspor	1:49.411	2	6	16.559	1.607	149.84
29	14	GT4AM	10	Morseng Racing Team (THA) Chayapon YOTHA (THA) / Tosaphol PHAMYAI (THA)	Porsche Cayman GT4 Clubspor	1:51.082	5	6	18.230	1.671	147.58

CLASS GT3 QUALIFYING LAPTIME (115.0% of 1:32.852) = 1:46.780

CLASS GT4 QUALIFYING LAPTIME (115.0% of 1:43.678) = 1:59.230

*Cars 5, 8, 19, 45, 63 - lap time(s) removed for track limits infringement

*Car 72 - Technical infringement Series Regulation Article 4.2.1. Start from the back of the grid for both races.

*Car 991 - fastest lap time removed for overtaking during red flag. Series Regulation Article 2.6.1

Chang International

Circuit Length = 4.554 km

Start: 11:15 Flag 11:35 End: 11:38

Weather / Track : Sunny / Dry

Race Director : Ravin	Stewards :	Timekeeper :
-----------------------	------------	--------------

Results can be found at www.tsl-timing.com

Printed - 13:25 Saturday, 12 May 2018

Blancpain GT Series Asia 2018

QUALIFYING 2 - CLASSIFICATION BY CLASS - FINAL

CLASS : GT3 - GT3S

POS	NO	NAME	NAT	ENTRY	TIME	ON	LAPS	GAP	DIFF	KPH
1	27	HubAuto Corsa	TPE	Ferrari 488 GT3	1:33.479	6	7			175.38
2	999	GruppeM Racing Team	HKG	Mercedes-AMG GT3	1:33.602	2	7	0.123	0.123	175.14
3	19 *	FFF Racing Team by ACM	CHN	Lamborghini Huracan GT3	1:33.810	3	6	0.331	0.208	174.76
4	23	KCMG	HKG	Nissan GT-R NISMO GT3	1:33.849	7	8	0.370	0.038	174.68
5	86	OD Racing Team WRT	MYS	Audi R8 LMS GT3	1:34.064	4	5	0.585	0.215	174.28
6	3	Absolute Racing	HKG	Audi R8 LMS GT3	1:34.164	3	8	0.685	0.100	174.10
7	5 *	Phoenix Racing Asia	HKG	Audi R8 LMS GT3	1:34.625	4	4	1.145	0.460	173.25
8	911	Craft Bamboo Racing	HKG	Porsche 991 GT3R	1:34.756	3	8	1.277	0.131	173.01
9	991 *	Craft Bamboo Racing	HKG	Porsche 991 GT3R	1:35.314	2	6	1.835	0.558	172.00

CLASS : GT3 - GT3PA

POS	NO	NAME	NAT	ENTRY	TIME	ON	LAPS	GAP	DIFF	KPH
1	888	GruppeM Racing Team	HKG	Mercedes-AMG GT3	1:32.852	6	7			176.56
2	28	HubAuto Corsa	TPE	Ferrari 488 GT3	1:32.935	3	7	0.082	0.082	176.40
3	7	Absolute Racing	HKG	Audi R8 LMS GT3	1:33.207	6	7	0.354	0.272	175.89
4	37	Absolute Racing	HKG	Audi R8 LMS GT3	1:33.308	4	8	0.456	0.101	175.70
5	8 *	ARN Racing	JPN	Ferrari 488 GT3	1:33.741	3	3	0.889	0.432	174.88
6	18	KCMG	HKG	Nissan GT-R NISMO GT3	1:33.762	8	8	0.909	0.020	174.85
7	97	Indigo Racing	KOR	Mercedes-AMG GT3	1:34.931	5	7	2.078	1.169	172.69
8	63 *	FFF Racing Team by ACM	CHN	Lamborghini Huracan GT3	1:42.402	1	5	9.550	7.471	160.09

CLASS : GT3 - GT3AM

POS	NO	NAME	NAT	ENTRY	TIME	ON	LAPS	GAP	DIFF	KPH
1	51	AMAC Motorsport	AUS	Lamborghini Huracan GT3	1:35.026	4	8			172.52
2	45 *	KCMG	HKG	Audi R8 LMS GT3	1:36.076	7	8	1.050	1.050	170.63

CLASS : GT3

POS	NO	NAME	NAT	ENTRY	TIME	ON	LAPS	GAP	DIFF	KPH
1	888	GruppeM Racing Team	HKG	Mercedes-AMG GT3	1:32.852	6	7			176.56
2	28	HubAuto Corsa	TPE	Ferrari 488 GT3	1:32.935	3	7	0.082	0.082	176.40
3	7	Absolute Racing	HKG	Audi R8 LMS GT3	1:33.207	6	7	0.354	0.272	175.89
4	37	Absolute Racing	HKG	Audi R8 LMS GT3	1:33.308	4	8	0.456	0.101	175.70
5	27	HubAuto Corsa	TPE	Ferrari 488 GT3	1:33.479	6	7	0.626	0.170	175.38
6	999	GruppeM Racing Team	HKG	Mercedes-AMG GT3	1:33.602	2	7	0.750	0.123	175.14
7	8 *	ARN Racing	JPN	Ferrari 488 GT3	1:33.741	3	3	0.889	0.138	174.88
8	18	KCMG	HKG	Nissan GT-R NISMO GT3	1:33.762	8	8	0.909	0.020	174.85
9	19 *	FFF Racing Team by ACM	CHN	Lamborghini Huracan GT3	1:33.810	3	6	0.958	0.048	174.76
10	23	KCMG	HKG	Nissan GT-R NISMO GT3	1:33.849	7	8	0.997	0.038	174.68
11	86	OD Racing Team WRT	MYS	Audi R8 LMS GT3	1:34.064	4	5	1.212	0.215	174.28
12	3	Absolute Racing	HKG	Audi R8 LMS GT3	1:34.164	3	8	1.312	0.100	174.10
13	5 *	Phoenix Racing Asia	HKG	Audi R8 LMS GT3	1:34.625	4	4	1.772	0.460	173.25
14	911	Craft Bamboo Racing	HKG	Porsche 991 GT3R	1:34.756	3	8	1.903	0.131	173.01
15	97	Indigo Racing	KOR	Mercedes-AMG GT3	1:34.931	5	7	2.078	0.175	172.69
16	51	AMAC Motorsport	AUS	Lamborghini Huracan GT3	1:35.026	4	8	2.174	0.095	172.52

Chang International

Circuit Length = 4.554 km

Start: 11:15 Flag 11:35 End: 11:38

Weather / Track : Sunny / Dry

Race Director : Ravin	Stewards :	Timekeeper :
-----------------------	------------	--------------

Blancpain GT Series Asia 2018

QUALIFYING 2 - CLASSIFICATION BY CLASS - FINAL

17	991 *	Craft Bamboo Racing	HKG	Porsche 991 GT3R	1:35.314	2	6	2.462	0.288	172.00
18	45 *	KCMG	HKG	Audi R8 LMS GT3	1:36.076	7	8	3.224	0.762	170.63
19	63 *	FFF Racing Team by ACM	CHN	Lamborghini Huracan GT3	1:42.402	1	5	9.550	6.325	160.09

CLASS : GT4 - GT4AM

POS	NO	NAME	NAT	ENTRY	TIME	ON	LAPS	GAP	DIFF	KPH
1	72 *	Team iRaceWin	TPE	Mercedes-AMG GT4	1:43.678	5	6			158.12
2	666	GruppeM Racing Team	HKG	Mercedes-AMG GT4	1:44.014	7	7	0.335	0.335	157.61
3	81	BMW Team Studie	JPN	BMW M4 GT4	1:44.074	2	5	0.395	0.060	157.52
4	82	BMW Team Studie	JPN	BMW M4 GT4	1:45.812	1	6	2.133	1.737	154.93
5	22	JWD Unixx Racing Team	THA	Porsche Cayman GT4 Clubsport MR	1:46.075	5	6	2.396	0.262	154.55
6	77	Craft Bamboo Racing	HKG	Porsche Cayman GT4 Clubsport MR	1:46.315	2	3	2.636	0.240	154.20
7	11	TTR Team SARD	HKG	Porsche Cayman GT4 Clubsport MR	1:46.521	1	7	2.842	0.205	153.90
8	80	Racing Spirit Thailand	THA	Porsche Cayman GT4 Clubsport MR	1:47.803	1	3	4.124	1.282	152.07
9	17	Taiwan Top Speed Racing Team	TWN	Porsche Cayman GT4 Clubsport MR	1:49.411	2	6	5.732	1.607	149.84
10	14	Morseng Racing Team	THA	Porsche Cayman GT4 Clubsport MR	1:51.082	5	6	7.403	1.671	147.58

*Cars 5, 8, 19, 45, 63 - lap time(s) removed for track limits infringement

*Car 72 - Technical infringement Series Regulation Article 4.2.1. Start from the back of the grid for both races.

*Car 991 - fastest lap time removed for overtaking during red flag. Series Regulation Article 2.6.1

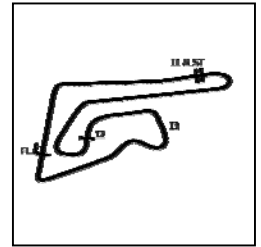
Weather / Track : Sunny / Dry

Chang International
Circuit Length = 4.554 km
Start: 11:15 Flag 11:35 End: 11:38

Race Director : Ravin	Stewards :	Timekeeper :
-----------------------	------------	--------------

Blancpain GT Series Asia 2018

QUALIFYING 2 - SECTOR ANALYSIS



SECTOR 1 = FL to I1, SECTOR 2 = I1 to I2, SECTOR 3 = I2 to I3, SECTOR 4 = I3 to FL, DIFF = Difference To Personal Best Lap, P = Crossed Finish Line in Pit Lane, D = Time Disallowed

P1 888 GT3PA GruppeM Racing Team		Mercedes-AMG GT3						
IDEAL LAP TIME : 1:32.664		BEST LAP TIME : 1:32.852		DIFFERENCE : 0.187				
D1: Alexander MATTSCHULL		D2: Maximilian BUHK						
LAP	SECTOR 1	SECTOR 2	SECTOR 3	SPEED TRAP	LAP TIME	KPH	DIFF	TIME OF DAY
1 - D2	22.536	34.669	36.011	247.1	1:33.217 (2)	175.87	0.364	11:19:48.910
2 - D2	22.441	34.485	36.441	249.4	1:33.367 (3)	175.59	0.515	11:21:22.278
3 - D2	22.506	36.630	38.260	250.0	1:37.396	168.32	4.544	11:22:59.675
4 - D2	OUTLAP	36.754	37.644	243.7	8:51.240	30.86	7:18.388	11:31:50.915
5 - D2	22.320	35.414	42.349	248.8	1:40.083	163.80	7.231	11:33:30.999
6 - D2	22.345	34.602	35.904	248.8	1:32.852 (1)	176.56		11:35:03.851
7 - D2	30.426	55.371	IN PIT	107.5	2:26.546 P	111.87	53.694	11:37:30.398

P2 28 GT3PA HubAuto Corsa		Ferrari 488 GT3						
IDEAL LAP TIME : 1:32.793		BEST LAP TIME : 1:32.935		DIFFERENCE : 0.142				
D1: Morris CHEN		D2: Tim SLADE						
LAP	SECTOR 1	SECTOR 2	SECTOR 3	SPEED TRAP	LAP TIME	KPH	DIFF	TIME OF DAY
1 - D2	22.695	38.292	38.950	243.7	1:39.937	164.04	7.002	11:20:21.146
2 - D2	22.242	34.689	36.147	251.7	1:33.078	176.13	0.143	11:21:54.224
3 - D2	22.128	34.586	36.220	252.9	1:32.935 (1)	176.40		11:23:27.159
4 - D2	OUTLAP	37.946	44.572	241.6	7:53.291	34.63	6:20.356	11:31:20.451
5 - D2	22.227	34.576	36.149	250.5	1:32.952 (2)	176.37	0.017	11:32:53.404
6 - D2	22.244	34.517	36.250	252.3	1:33.012 (3)	176.26	0.076	11:34:26.416
7 - D2	23.844	42.646	IN PIT	197.8	1:55.273 P	142.22	22.338	11:36:21.690

P3 7 GT3PA Absolute Racing		Audi R8 LMS GT3						
IDEAL LAP TIME : 1:33.163		BEST LAP TIME : 1:33.207		DIFFERENCE : 0.044				
D1: Andrew KIM		D2: Adderly FONG						
LAP	SECTOR 1	SECTOR 2	SECTOR 3	SPEED TRAP	LAP TIME	KPH	DIFF	TIME OF DAY
1 - D2	22.510	35.350	36.837	249.4	1:34.698 (3)	173.12	1.491	11:18:29.413
2 - D2	22.442	36.419	43.220	251.1	1:42.082	160.60	8.874	11:20:11.495
3 - D2	24.570	38.550	37.989	231.7	1:41.109	162.14	7.902	11:21:52.605
4 - D2	22.489	34.862	36.260	250.0	1:33.611 (2)	175.13	0.404	11:23:26.217
5 - D2	OUTLAP	36.601	43.509	237.3	7:55.961	34.44	6:22.754	11:31:22.179
6 - D2	22.289	34.613	36.304	249.4	1:33.207 (1)	175.89		11:32:55.386
7 - D2	22.584	35.560	IN PIT	248.8	1:39.912 P	164.08	6.705	11:34:35.299

P4 37 GT3PA Absolute Racing		Audi R8 LMS GT3						
IDEAL LAP TIME : 1:33.119		BEST LAP TIME : 1:33.308		DIFFERENCE : 0.189				
D1: Anthony LIU		D2: Josh BURDON						
LAP	SECTOR 1	SECTOR 2	SECTOR 3	SPEED TRAP	LAP TIME	KPH	DIFF	TIME OF DAY
1 - D2	22.622	35.699	41.707	248.8	1:40.029	163.89	6.721	11:18:28.577
2 - D2	22.358	36.886	40.235	249.4	1:39.479	164.80	6.170	11:20:08.057
3 - D2	22.383	35.025	36.925	251.7	1:34.333	173.79	1.024	11:21:42.390
4 - D2	22.222	34.587	36.499	252.3	1:33.308 (1)	175.70		11:23:15.698
5 - D2	OUTLAP	41.370	38.553	162.4	7:33.960	36.11	6:00.651	11:30:49.658
6 - D2	22.282	34.719	36.310	248.8	1:33.311 (2)	175.69	0.002	11:32:22.970
7 - D2	22.469	34.694	36.588	248.8	1:33.752 (3)	174.86	0.443	11:33:56.722
8 - D2	22.490	36.561	IN PIT	249.4	1:39.087 P	165.45	5.778	11:35:35.810

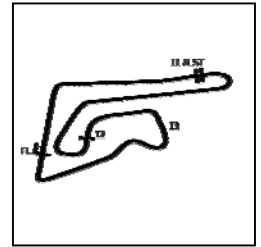
P5 27 GT3S HubAuto Corsa		Ferrari 488 GT3						
IDEAL LAP TIME : 1:33.164		BEST LAP TIME : 1:33.479		DIFFERENCE : 0.315				
D1: Hongli YE		D2: Nick FOSTER						
LAP	SECTOR 1	SECTOR 2	SECTOR 3	SPEED TRAP	LAP TIME	KPH	DIFF	TIME OF DAY
1 - D2	22.646	37.624	38.926	247.7	1:39.196	165.27	5.717	11:20:03.154
2 - D2	22.331	34.949	36.206	249.4	1:33.487 (2)	175.36	0.008	11:21:36.641
3 - D2	22.304	34.890	36.508	250.0	1:33.703 (3)	174.96	0.224	11:23:10.344
4 - D2	OUTLAP	36.099	37.016	234.7	8:20.509	32.75	6:47.030	11:31:30.854
5 - D2	22.375	35.062	38.285	250.5	1:35.723	171.26	2.244	11:33:06.577
6 - D2	22.548	34.653	36.277	247.1	1:33.479 (1)	175.38		11:34:40.056
7 - D2	22.360	35.077	IN PIT	248.8	1:35.328 P	171.97	1.849	11:36:15.385

Weather / Track : Sunny / Dry

Chang International
Circuit Length = 4.554 km
Start: 11:15 Flag 11:35 End: 11:38

Blancpain GT Series Asia 2018

QUALIFYING 2 - SECTOR ANALYSIS



SECTOR 1 = FL to I1, SECTOR 2 = I1 to I2 SECTOR 3 = I2 to I3, SECTOR 4 = I3 to FL, DIFF = Difference To Personal Best Lap, P = Crossed Finish Line in Pit Lane, D = Time Disallowed

P6 999 GT3S		GruppeM Racing Team			Mercedes-AMG GT3			
IDEAL LAP TIME : 1:33.376		BEST LAP TIME : 1:33.602			DIFFERENCE : 0.225			
D1: Patric NIEDERHAUSER		D2: Markus POMMER						
LAP	SECTOR 1	SECTOR 2	SECTOR 3	SPEED TRAP	LAP TIME	KPH	DIFF	TIME OF DAY
1 - D2	22.498	38.438	39.424	249.4	1:40.361	163.35	6.758	11:20:06.874
2 - D2	22.426	34.786	36.390	251.1	1:33.602 (1)	175.14		11:21:40.477
3 - D2	22.452	34.761	36.685	250.5	1:33.899 (2)	174.59	0.297	11:23:14.376
4 - D2	OUTLAP	36.052	39.326	244.8	7:38.465	35.75	6:04.862	11:30:52.842
5 - D2	22.309	34.776	36.844	250.5	1:33.930 (3)	174.53	0.328	11:32:26.772
6 - D2	22.604	34.787	40.658	250.0	1:38.049	167.20	4.446	11:34:04.822
7 - D2	22.225	35.453	39.065	250.5	1:36.743	169.46	3.141	11:35:41.566

P7 8 GT3PA		ARN Racing			Ferrari 488 GT3			
IDEAL LAP TIME : 1:33.625		BEST LAP TIME : 1:33.741			DIFFERENCE : 0.116			
D1: Hiroaki NAGAI		D2: Daisuke ITO						
LAP	SECTOR 1	SECTOR 2	SECTOR 3	SPEED TRAP	LAP TIME	KPH	DIFF	TIME OF DAY
1 - D2	23.525	35.797	38.364	247.7	1:37.686 (2)	167.82	3.945	11:19:11.074
2 - D2	22.349	34.966	36.545	251.7	1:33.860 D	174.66	0.119	11:20:44.935
3 - D2	22.465	34.756	36.519	251.7	1:33.741 (1)	174.88		11:22:18.676

P8 18 GT3PA		KCMG			Nissan GT-R NISMO GT3			
IDEAL LAP TIME : 1:33.517		BEST LAP TIME : 1:33.762			DIFFERENCE : 0.244			
D1: Yuke TANIGUCHI		D2: Tsugio MATSUDA						
LAP	SECTOR 1	SECTOR 2	SECTOR 3	SPEED TRAP	LAP TIME	KPH	DIFF	TIME OF DAY
1 - D2	22.455	35.424	37.733	250.0	1:35.613	171.46	1.851	11:18:33.842
2 - D2	22.415	34.911	37.426	249.4	1:34.752	173.02	0.990	11:20:08.595
3 - D2	22.294	35.055	38.409	252.9	1:35.759	171.20	1.997	11:21:44.354
4 - D2	22.278	34.763	36.939	251.7	1:33.980 (3)	174.44	0.218	11:23:18.335
5 - D2	OUTLAP	40.821	39.845	225.9	8:12.247	33.30	6:38.485	11:31:30.582
6 - D2	22.386	35.024	36.787	248.2	1:34.197	174.04	0.435	11:33:04.780
7 - D2	22.155	34.830	36.838	248.8	1:33.824 (2)	174.73	0.062	11:34:38.604
8 - D2	22.304	34.859	36.598	248.2	1:33.762 (1)	174.85		11:36:12.366

P9 19 GT3S		FFF Racing Team by ACM			Lamborghini Huracan GT3			
IDEAL LAP TIME : 1:33.396		BEST LAP TIME : 1:33.810			DIFFERENCE : 0.414			
D1: Dennis LIND		D2: Martin KODRIC						
LAP	SECTOR 1	SECTOR 2	SECTOR 3	SPEED TRAP	LAP TIME	KPH	DIFF	TIME OF DAY
1 - D2	22.701	37.101	37.810	248.2	1:37.612 (2)	167.95	3.801	11:18:21.005
2 - D2	22.343	34.860	36.215	250.5	1:33.419 D	175.49		11:19:54.424
3 - D2	22.320	34.976	36.514	251.7	1:33.810 (1)	174.76		11:21:28.235
4 - D2	23.253	37.432	40.708	251.1	1:41.393 (3)	161.69	7.583	11:23:09.628
5 - D2	OUTLAP	38.838	39.260	218.1	7:32.579	36.22	5:58.768	11:30:42.208
6 - D2	22.379	36.615	IN PIT	250.0	1:39.901 P	164.10	6.091	11:32:22.110

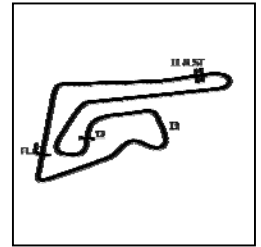
P10 23 GT3S		KCMG			Nissan GT-R NISMO GT3			
IDEAL LAP TIME : 1:33.698		BEST LAP TIME : 1:33.849			DIFFERENCE : 0.151			
D1: Edoardo LIBERATI		D2: Florian STRAUSS						
LAP	SECTOR 1	SECTOR 2	SECTOR 3	SPEED TRAP	LAP TIME	KPH	DIFF	TIME OF DAY
1 - D2	22.479	35.427	37.329	250.0	1:35.236	172.14	1.386	11:18:34.245
2 - D2	22.435	35.632	39.836	238.4	1:37.903	167.45	4.054	11:20:12.149
3 - D2	22.263	35.120	36.835	251.7	1:34.219 (3)	174.00	0.369	11:21:46.368
4 - D2	22.458	36.584	37.166	250.5	1:36.209	170.40	2.359	11:23:22.577
5 - D2	OUTLAP	40.298	46.924	184.9	7:38.765	35.73	6:04.916	11:31:01.343
6 - D2	22.314	34.945	36.707	247.7	1:33.966 (2)	174.46	0.117	11:32:35.310
7 - D2	22.414	34.811	36.623	248.8	1:33.849 (1)	174.68		11:34:09.159
8 - D2	22.404	38.672	IN PIT	249.4	1:49.382 P	149.88	15.533	11:35:58.542

Weather / Track : Sunny / Dry

Chang International
Circuit Length = 4.554 km
Start: 11:15 Flag 11:35 End: 11:38

Blancpain GT Series Asia 2018

QUALIFYING 2 - SECTOR ANALYSIS



SECTOR 1 = FL to I1, SECTOR 2 = I1 to I2 SECTOR 3 = I2 to I3, SECTOR 4 = I3 to FL, DIFF = Difference To Personal Best Lap, P = Crossed Finish Line in Pit Lane, D = Time Disallowed

P11 86 GT3S OD Racing Team WRT		Audi R8 LMS GT3						
IDEAL LAP TIME : 1:34.029		BEST LAP TIME : 1:34.064		DIFFERENCE : 0.035				
D1: Aditya PATEL		D2: Mitchell GILBERT						
LAP	SECTOR 1	SECTOR 2	SECTOR 3	SPEED TRAP	LAP TIME	KPH	DIFF	TIME OF DAY
1 - D2	22.956	35.226	38.453	246.0	1:36.636 (3)	169.65	2.571	11:23:47.045
2 - D2	OUTLAP	36.109	39.821	242.6	7:25.467	36.80	5:51.402	11:31:12.512
3 - D2	22.560	35.002	36.614	250.0	1:34.176 (2)	174.08	0.112	11:32:46.689
4 - D2	22.509	34.905	36.649	250.5	1:34.064 (1)	174.28		11:34:20.753
5 - D2	22.554	37.134	IN PIT	251.1	1:50.316 P	148.61	16.252	11:36:11.070

P12 3 GT3S Absolute Racing		Audi R8 LMS GT3						
IDEAL LAP TIME : 1:34.118		BEST LAP TIME : 1:34.164		DIFFERENCE : 0.046				
D1: Martin RUMP		D2: Franky CHENG						
LAP	SECTOR 1	SECTOR 2	SECTOR 3	SPEED TRAP	LAP TIME	KPH	DIFF	TIME OF DAY
1 - D2	22.783	35.628	40.669	247.1	1:39.080	165.46	4.916	11:18:31.129
2 - D2	22.670	35.430	41.513	247.7	1:39.613	164.58	5.448	11:20:10.743
3 - D2	22.598	35.009	36.557	248.8	1:34.164 (1)	174.10		11:21:44.907
4 - D2	22.555	41.806	41.957	250.5	1:46.319	154.19	12.154	11:23:31.226
5 - D2	OUTLAP	37.620	38.975	238.9	7:38.872	35.72	6:04.707	11:31:10.099
6 - D2	22.767	35.069	36.673	247.1	1:34.510	173.46	0.345	11:32:44.609
7 - D2	22.575	35.044	36.553	248.2	1:34.173 (2)	174.08	0.008	11:34:18.782
8 - D2	22.649	35.101	36.666	250.0	1:34.416 (3)	173.63	0.252	11:35:53.199

P13 5 GT3S Phoenix Racing Asia		Audi R8 LMS GT3						
IDEAL LAP TIME : 1:34.570		BEST LAP TIME : 1:34.625		DIFFERENCE : 0.054				
D1: Marchy LEE		D2: Alex YOONG						
LAP	SECTOR 1	SECTOR 2	SECTOR 3	SPEED TRAP	LAP TIME	KPH	DIFF	TIME OF DAY
1 - D2	22.813	36.191	38.132	247.1	1:37.136 (3)	168.77	2.511	11:18:50.639
2 - D2	22.644	35.121	36.873	248.2	1:34.638 D	173.23	0.013	11:20:25.277
3 - D2	22.862	35.466	38.151	248.8	1:36.479 (2)	169.92	1.854	11:22:01.757
4 - D2	22.654	35.059	36.911	248.2	1:34.625 (1)	173.25		11:23:36.382

P14 911 GT3S Craft Bamboo Racing		Porsche 991 GT3R						
IDEAL LAP TIME : 1:34.453		BEST LAP TIME : 1:34.756		DIFFERENCE : 0.303				
D1: Sandy STUVIK		D2: Shae DAVIES						
LAP	SECTOR 1	SECTOR 2	SECTOR 3	SPEED TRAP	LAP TIME	KPH	DIFF	TIME OF DAY
1 - D2	22.823	37.115	36.853	248.8	1:36.791	169.37	2.035	11:18:46.828
2 - D2	22.545	35.440	38.520	251.1	1:36.505 (3)	169.88	1.749	11:20:23.334
3 - D2	22.657	35.312	36.787	251.7	1:34.756 (1)	173.01		11:21:58.090
4 - D2	23.063	36.249	IN PIT	248.2	1:40.818 P	162.61	6.062	11:23:38.909
5 - D2	OUTLAP	44.238	39.522	194.2	7:27.352	36.64	5:52.596	11:31:06.261
6 - D2	22.603	35.414	36.771	248.2	1:34.789 (2)	172.95	0.033	11:32:41.050
7 - D2	22.468	35.329	39.165	249.4	1:36.962	169.07	2.206	11:34:18.013
8 - D2	22.978	35.213	IN PIT	250.5	1:43.112 P	158.99	8.356	11:36:01.126

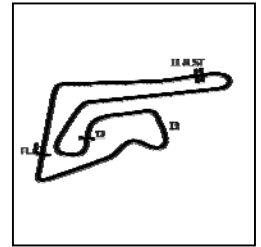
P15 97 GT3PA Indigo Racing		Mercedes-AMG GT3						
IDEAL LAP TIME : 1:34.804		BEST LAP TIME : 1:34.931		DIFFERENCE : 0.126				
D1: Juwon SEO		D2: Roelof BRUINS						
LAP	SECTOR 1	SECTOR 2	SECTOR 3	SPEED TRAP	LAP TIME	KPH	DIFF	TIME OF DAY
1 - D2	23.308	36.299	IN PIT	247.1	1:41.072 P	162.20	6.141	11:19:15.295
2 - D2	OUTLAP	39.053	38.391	209.3	3:00.296	90.93	1:25.365	11:22:15.591
3 - D2	22.883	35.305	37.043	245.4	1:35.231 (2)	172.15	0.300	11:23:50.823
4 - D2	OUTLAP	37.203	37.931	223.6	6:59.413	39.08	5:24.482	11:30:50.236
5 - D2	22.633	35.239	37.058	247.1	1:34.931 (1)	172.69		11:32:25.167
6 - D2	22.974	35.323	37.205	246.5	1:35.502	171.66	0.571	11:34:00.670
7 - D2	22.522	35.318	37.549	250.0	1:35.390 (3)	171.86	0.459	11:35:36.060

Weather / Track : Sunny / Dry

Chang International
Circuit Length = 4.554 km
Start: 11:15 Flag 11:35 End: 11:38

Blancpain GT Series Asia 2018

QUALIFYING 2 - SECTOR ANALYSIS



SECTOR 1 = FL to I1, SECTOR 2 = I1 to I2, SECTOR 3 = I2 to I3, SECTOR 4 = I3 to FL, DIFF = Difference To Personal Best Lap, P = Crossed Finish Line in Pit Lane, D = Time Disallowed

P16 51 GT3AM AMAC Motorsport		Lamborghini Huracan GT3							
IDEAL LAP TIME : 1:34.983		BEST LAP TIME : 1:35.026		DIFFERENCE : 0.043					
D1: Andrew MACPHERSON		D2: William PORTER							
LAP	SECTOR 1	SECTOR 2	SECTOR 3	SPEED TRAP	LAP TIME	KPH	DIFF	TIME OF DAY	
1 - D2	22.932	36.027	37.701	250.0	1:36.660	169.60	1.633	11:18:51.117	
2 - D2	22.713	35.613	37.445	250.5	1:35.771	171.18	0.744	11:20:26.888	
3 - D2	22.707	35.852	37.441	250.0	1:36.000	170.77	0.974	11:22:02.889	
4 - D2	22.473	35.381	37.171	251.7	1:35.026 (1)	172.52		11:23:37.915	
5 - D2	OUTLAP	38.093	39.839	230.2	7:36.044	35.94	6:01.018	11:31:13.960	
6 - D2	22.624	35.724	37.128	249.4	1:35.477 (2)	171.71	0.450	11:32:49.437	
7 - D2	22.839	35.532	37.248	249.4	1:35.620 (3)	171.45	0.593	11:34:25.057	
8 - D2	22.687	35.623	IN PIT	250.0	1:44.132 P	157.43	9.105	11:36:09.190	

P17 991 GT3S Craft Bamboo Racing		Porsche 991 GT3R							
IDEAL LAP TIME : 1:34.471		BEST LAP TIME : 1:35.314		DIFFERENCE : 0.843					
D1: Aidan READ		D2: Darryl O'YOUNG							
LAP	SECTOR 1	SECTOR 2	SECTOR 3	SPEED TRAP	LAP TIME	KPH	DIFF	TIME OF DAY	
1 - D2	22.806	35.577	36.966	246.0	1:35.350 (2)	171.93	0.035	11:18:47.941	
2 - D2	22.647	35.470	37.197	248.2	1:35.314 (1)	172.00		11:20:23.256	
3 - D2	31.675	46.087	45.154	116.3	2:02.917 (3)	133.37	27.602	11:22:26.173	
4 - D2	OUTLAP	39.973	46.754	190.4	8:52.373	30.79	7:17.058	11:31:18.547	
5 - D2	22.593	35.017	36.860	246.0	1:34.471 D	173.53		11:32:53.018	
6 - D2	22.641	35.504	IN PIT	246.0	1:41.161 P	162.06	5.847	11:34:34.180	

P18 45 GT3AM KCMG		Audi R8 LMS GT3							
IDEAL LAP TIME : 1:35.469		BEST LAP TIME : 1:36.076		DIFFERENCE : 0.607					
D1: Naoto TAKEDA		D2: Takuya SHIRASAKA							
LAP	SECTOR 1	SECTOR 2	SECTOR 3	SPEED TRAP	LAP TIME	KPH	DIFF	TIME OF DAY	
1 - D2	23.090	35.994	37.599	248.8	1:36.683	169.56	0.606	11:18:36.287	
2 - D2	22.883	35.700	37.686	249.4	1:36.270 (3)	170.29	0.193	11:20:12.557	
3 - D2	22.704	35.584	37.264	251.1	1:35.552 D	171.57		11:21:48.110	
4 - D2	22.702	35.813	45.837	251.7	1:44.353	157.10	8.276	11:23:32.463	
5 - D2	OUTLAP	42.265	40.687	174.1	7:21.189	37.15	5:45.112	11:30:53.652	
6 - D2	22.731	35.918	37.493	250.5	1:36.143 (2)	170.51	0.066	11:32:29.795	
7 - D2	22.925	35.613	37.538	248.8	1:36.076 (1)	170.63		11:34:05.872	
8 - D2	22.621	35.722	38.032	251.7	1:36.376	170.10	0.299	11:35:42.248	

P19 63 GT3PA FFF Racing Team by ACM		Lamborghini Huracan GT3							
IDEAL LAP TIME : 1:33.168		BEST LAP TIME : 1:42.402		DIFFERENCE : 9.234					
D1: Hiroshi HAMAGUCHI		D2: Marco MAPELLI							
LAP	SECTOR 1	SECTOR 2	SECTOR 3	SPEED TRAP	LAP TIME	KPH	DIFF	TIME OF DAY	
1 - D2	22.561	38.020	41.821	250.5	1:42.402 (1)	160.09		11:23:08.996	
2 - D2	OUTLAP	38.960	38.705	232.2	7:32.326	36.24	5:49.923	11:30:41.322	
3 - D2	22.137	34.468	36.718	250.5	1:33.323 D	175.67		11:32:14.646	
4 - D2	22.289	35.439	45.253	251.7	1:42.982 (2)	159.19	0.579	11:33:57.628	
5 - D2	22.309	35.008	36.563	252.3	1:33.880 D	174.62		11:35:31.509	

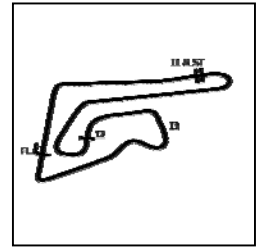
P20 72 GT4AM Team iRaceWin		Mercedes-AMG GT4							
IDEAL LAP TIME : 1:43.666		BEST LAP TIME : 1:43.678		DIFFERENCE : 0.012					
D1: Ringo CHONG		D2: Gilles VANNELET							
LAP	SECTOR 1	SECTOR 2	SECTOR 3	SPEED TRAP	LAP TIME	KPH	DIFF	TIME OF DAY	
1 - D2	30.044	49.183	48.123	176.7	2:07.351	128.73	23.672	11:20:18.779	
2 - D2	24.989	39.240	41.065	230.7	1:45.295 (3)	155.69	1.616	11:22:04.074	
3 - D2	24.744	39.302	40.787	231.7	1:44.833 (2)	156.38	1.154	11:23:48.908	
4 - D2	OUTLAP	54.474	49.193	135.3	8:14.914	33.12	6:31.235	11:32:03.822	
5 - D2	24.627	38.601	40.450	232.2	1:43.678 (1)	158.12		11:33:47.501	
6 - D2	24.614	44.665	IN PIT	235.8	2:03.369 P	132.88	19.690	11:35:50.871	

Weather / Track : Sunny / Dry

Chang International
Circuit Length = 4.554 km
Start: 11:15 Flag 11:35 End: 11:38

Blancpain GT Series Asia 2018

QUALIFYING 2 - SECTOR ANALYSIS



SECTOR 1 = FL to I1, SECTOR 2 = I1 to I2 SECTOR 3 = I2 to I3, SECTOR 4 = I3 to FL, DIFF = Difference To Personal Best Lap, P = Crossed Finish Line in Pit Lane, D = Time Disallowed

P21 666 GT4AM GruppeM Racing Team		Mercedes-AMG GT4						
IDEAL LAP TIME : 1:43.753		BEST LAP TIME : 1:44.014		DIFFERENCE : 0.260				
D1: Reinhold RENGER								
LAP	SECTOR 1	SECTOR 2	SECTOR 3	SPEED TRAP	LAP TIME	KPH	DIFF	TIME OF DAY
1 - D1	25.281	39.236	41.220	228.3	1:45.738	155.04	1.723	11:19:18.134
2 - D1	27.215	40.766	42.272	205.7	1:50.253	148.69	6.238	11:21:08.388
3 - D1	25.077	38.700	40.625	229.2	1:44.403 (3)	157.02	0.388	11:22:52.791
4 - D1	OUTLAP	42.237	45.119	209.3	8:30.680	32.10	6:46.665	11:31:23.472
5 - D1	24.899	38.752	41.228	229.2	1:44.879	156.31	0.864	11:33:08.352
6 - D1	25.078	38.808	40.349	229.7	1:44.236 (2)	157.28	0.221	11:34:52.588
7 - D1	25.012	38.505	40.497	229.2	1:44.014 (1)	157.61		11:36:36.603

P22 81 GT4AM BMW Team Studie		BMW M4 GT4						
IDEAL LAP TIME : 1:43.910		BEST LAP TIME : 1:44.074		DIFFERENCE : 0.164				
D1: Sunako JUKUCHOU		D2: Takayuki KINOSHITA						
LAP	SECTOR 1	SECTOR 2	SECTOR 3	SPEED TRAP	LAP TIME	KPH	DIFF	TIME OF DAY
1 - D2	24.882	38.847	40.546	232.2	1:44.276 (2)	157.22	0.201	11:20:24.087
2 - D2	24.695	38.778	40.601	234.2	1:44.074 (1)	157.52		11:22:08.162
3 - D2	OUTLAP	57.836	52.268	155.3	10:01.603	27.25	8:17.528	11:32:09.765
4 - D2	24.848	38.760	45.296	231.7	1:48.904 (3)	150.53	4.829	11:33:58.670
5 - D2	24.603	38.884	IN PIT	233.7	1:54.291 P	143.44	10.216	11:35:52.962

P23 82 GT4AM BMW Team Studie		BMW M4 GT4						
IDEAL LAP TIME : 1:45.711		BEST LAP TIME : 1:45.812		DIFFERENCE : 0.100				
D1: Ken URATA		D2: Max CHEN						
LAP	SECTOR 1	SECTOR 2	SECTOR 3	SPEED TRAP	LAP TIME	KPH	DIFF	TIME OF DAY
1 - D2	24.869	39.443	41.499	231.7	1:45.812 (1)	154.93		11:19:29.172
2 - D2	25.060	39.588	41.642	232.7	1:46.291 (3)	154.24	0.478	11:21:15.463
3 - D2	25.563	40.123	51.140	228.8	1:56.826	140.33	11.014	11:23:12.290
4 - D2	OUTLAP	47.419	43.293	148.7	8:33.607	31.92	6:47.795	11:31:45.897
5 - D2	24.769	43.182	43.071	231.2	1:51.022	147.66	5.209	11:33:36.920
6 - D2	25.241	39.458	41.519	230.7	1:46.218 (2)	154.34	0.406	11:35:23.138

P24 22 GT4AM JWD Unixx Racing Team		Porsche Cayman GT4 Clubsport MR						
IDEAL LAP TIME : 1:45.846		BEST LAP TIME : 1:46.075		DIFFERENCE : 0.228				
D1: Charvanin BUNDITKITSAC		D2: Pitsanu SIRIMONGKOLKA						
LAP	SECTOR 1	SECTOR 2	SECTOR 3	SPEED TRAP	LAP TIME	KPH	DIFF	TIME OF DAY
1 - D2	25.255	39.416	41.415	231.2	1:46.086 (2)	154.53	0.011	11:19:17.679
2 - D2	25.169	39.571	41.468	230.2	1:46.209 (3)	154.35	0.133	11:21:03.888
3 - D2	25.219	39.412	41.616	230.7	1:46.248	154.30	0.172	11:22:50.136
4 - D2	OUTLAP	42.625	42.370	213.0	9:00.552	30.32	7:14.477	11:31:50.688
5 - D2	25.184	39.626	41.264	232.2	1:46.075 (1)	154.55		11:33:36.763
6 - D2	29.974	57.660	IN PIT	175.0	2:26.806 P	111.67	40.731	11:36:03.570

P25 77 GT4AM Craft Bamboo Racing		Porsche Cayman GT4 Clubsport MR						
IDEAL LAP TIME : 1:46.292		BEST LAP TIME : 1:46.315		DIFFERENCE : 0.023				
D1: Frank YU		D2: Jean Marc MERLIN						
LAP	SECTOR 1	SECTOR 2	SECTOR 3	SPEED TRAP	LAP TIME	KPH	DIFF	TIME OF DAY
1 - D2	25.648	39.930	41.860	228.8	1:47.438 (3)	152.59	1.123	11:19:08.101
2 - D2	25.285	39.486	41.544	228.3	1:46.315 (1)	154.20		11:20:54.417
3 - D2	25.261	39.557	41.869	229.7	1:46.688 (2)	153.66	0.373	11:22:41.105

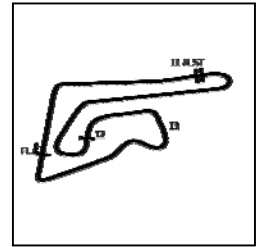
P26 11 GT4AM TTR Team SARD		Porsche Cayman GT4 Clubsport MR						
IDEAL LAP TIME : 1:46.371		BEST LAP TIME : 1:46.521		DIFFERENCE : 0.150				
D1: Tony FONG		D2: Brian LEE						
LAP	SECTOR 1	SECTOR 2	SECTOR 3	SPEED TRAP	LAP TIME	KPH	DIFF	TIME OF DAY
1 - D2	25.307	39.920	41.293	228.3	1:46.521 (1)	153.90		11:19:35.043
2 - D2	25.630	40.908	42.265	226.8	1:48.803	150.67	2.282	11:21:23.847
3 - D2	25.355	40.891	42.317	227.8	1:48.563	151.01	2.041	11:23:12.410

Weather / Track : Sunny / Dry

Chang International
Circuit Length = 4.554 km
Start: 11:15 Flag 11:35 End: 11:38

Blancpain GT Series Asia 2018

QUALIFYING 2 - SECTOR ANALYSIS



SECTOR 1 = FL to I1, SECTOR 2 = I1 to I2 SECTOR 3 = I2 to I3, SECTOR 4 = I3 to FL, DIFF = Difference To Personal Best Lap, P = Crossed Finish Line in Pit Lane, D = Time Disallowed

4 - D2	OUTLAP	40.696	42.113	224.0	8:23.987	32.52	6:37.466	11:31:36.397
5 - D2	25.481	39.770	41.995	227.8	1:47.246 (2)	152.86	0.725	11:33:23.644
6 - D2	25.508	40.099	41.815	228.3	1:47.423 (3)	152.61	0.902	11:35:11.067
7 - D2	31.187	52.718	IN PIT	127.0	2:20.834 P	116.40	34.312	11:37:31.902

P27 80 GT4AM Racing Spirit Thailand

Porsche Cayman GT4 Clubsport MR

IDEAL LAP TIME : 1:47.232 BEST LAP TIME : 1:47.803 DIFFERENCE : 0.571
 D1: Sontaya KUNPLOME D2: Preeda TANTEMSAPYA

LAP	SECTOR 1	SECTOR 2	SECTOR 3	SPEED TRAP	LAP TIME	KPH	DIFF	TIME OF DAY
1 - D2	25.660	40.466	41.676	229.7	1:47.803 (1)	152.07		11:19:23.097
2 - D2	25.684	40.081	42.600	227.8	1:48.365 (3)	151.28	0.562	11:21:11.463
3 - D2	25.828	39.895	42.449	228.3	1:48.172 (2)	151.55	0.368	11:22:59.636

P28 17 GT4AM Taiwan Top Speed Racing Team

Porsche Cayman GT4 Clubsport MR

IDEAL LAP TIME : 1:49.019 BEST LAP TIME : 1:49.411 DIFFERENCE : 0.392
 D1: Keo CHANG D2: Jeff LU

LAP	SECTOR 1	SECTOR 2	SECTOR 3	SPEED TRAP	LAP TIME	KPH	DIFF	TIME OF DAY
1 - D2	26.153	41.574	42.620	228.8	1:50.347	148.57	0.935	11:19:24.649
2 - D2	25.881	40.974	42.555	228.8	1:49.411 (1)	149.84		11:21:14.060
3 - D2	25.982	40.786	43.495	228.3	1:50.264	148.68	0.852	11:23:04.324
4 - D2	OUTLAP	43.072	43.987	220.4	8:49.464	30.96	7:00.052	11:31:53.788
5 - D2	25.860	41.349	42.974	228.8	1:50.183 (3)	148.79	0.772	11:33:43.972
6 - D2	25.677	41.206	42.850	228.3	1:49.734 (2)	149.40	0.322	11:35:33.706

P29 14 GT4AM Morseng Racing Team

Porsche Cayman GT4 Clubsport MR

IDEAL LAP TIME : 1:50.922 BEST LAP TIME : 1:51.082 DIFFERENCE : 0.160
 D1: Chayapon YOTHA D2: Tosaphol PHAMYAI

LAP	SECTOR 1	SECTOR 2	SECTOR 3	SPEED TRAP	LAP TIME	KPH	DIFF	TIME OF DAY
1 - D2	25.766	42.932	45.228	227.3	1:53.926 (3)	143.90	2.844	11:19:33.891
2 - D2	25.957	42.754	44.472	227.8	1:53.183 (2)	144.84	2.100	11:21:27.074
3 - D2	26.998	41.696	45.521	226.8	1:54.216	143.53	3.134	11:23:21.290
4 - D2	OUTLAP	43.480	44.599	184.9	8:33.932	31.89	6:42.849	11:31:55.223
5 - D2	25.765	41.580	43.737	228.8	1:51.082 (1)	147.58		11:33:46.305
6 - D2	25.659	46.408	IN PIT	228.8	2:10.657 P	125.47	19.575	11:35:56.963

Blancpain GT Series Asia 2018

QUALIFYING 2 - BEST SPEEDS

POS	NO	NAME	VMAX	KPH
1	28	HubAuto Corsa		252.9
2	18	KCMG		252.9
3	37	Absolute Racing		252.3
4	19	FFF Racing Team by ACM		252.3
5	63	FFF Racing Team by ACM		252.3
6	8	ARN Racing		251.7
7	23	KCMG		251.7
8	911	Craft Bamboo Racing		251.7
9	51	AMAC Motorsport		251.7
10	45	KCMG		251.7
11	7	Absolute Racing		251.1
12	999	GruppeM Racing Team		251.1
13	86	OD Racing Team WRT		251.1
14	27	HubAuto Corsa		250.5
15	3	Absolute Racing		250.5
16	5	Phoenix Racing Asia		250.5
17	888	GruppeM Racing Team		250.0
18	97	Indigo Racing		250.0
19	991	Craft Bamboo Racing		248.2
20	72	Team iRaceWin		235.8
21	81	BMW Team Studie		234.2
22	82	BMW Team Studie		232.7
23	22	JWD Unixx Racing Team		232.2
24	666	GruppeM Racing Team		229.7
25	77	Craft Bamboo Racing		229.7
26	80	Racing Spirit Thailand		229.7
27	17	Taiwan Top Speed Racing Team		228.8
28	14	Morseng Racing Team		228.8
29	11	TTR Team SARD		228.3

Weather / Track : Sunny / Dry

Results can be found at www.tsl-timing.com

Chang International
Circuit Length = 4.554 km
Start: 11:15 Flag 11:35 End: 11:38

Printed - 11:40 Saturday, 12 May 2018

Blancpain GT Series Asia 2018

QUALIFYING 2 - BEST SECTORS

SECTOR 1			SECTOR 2			SECTOR 3			IDEAL / BEST COMPARISON						
POS	NO	NAME	TIME	NO	NAME	TIME	NO	NAME	TIME	POS	NO	NAME	IDEAL	BEST	DIFF
													PERFECT LAP	1:32.500	
1	28	HubAuto Corsa	22.128	63	FFF Racing Team b	34.468	888	GruppeM Racing Te	35.904	1	888	GruppeM Racing Te	1:32.664	1:32.852	0.187
2	63	FFF Racing Team b	22.137	888	GruppeM Racing Te	34.485	28	HubAuto Corsa	36.147	2	28	HubAuto Corsa	1:32.793	1:32.935	0.142
3	18	KCMG	22.155	28	HubAuto Corsa	34.517	27	HubAuto Corsa	36.206	3	37	Absolute Racing	1:33.119	1:33.308	0.189
4	37	Absolute Racing	22.222	37	Absolute Racing	34.587	19	FFF Racing Team b	36.215	4	7	Absolute Racing	1:33.163	1:33.207	0.044
5	999	GruppeM Racing Te	22.225	7	Absolute Racing	34.613	7	Absolute Racing	36.260	5	27	HubAuto Corsa	1:33.164	1:33.479	0.315
6	23	KCMG	22.263	27	HubAuto Corsa	34.653	37	Absolute Racing	36.310	6	63	FFF Racing Team by .	1:33.168	1:33.880	0.712
7	888	GruppeM Racing Te	22.275	8	ARN Racing	34.756	999	GruppeM Racing Te	36.390	7	999	GruppeM Racing Te	1:33.376	1:33.602	0.225
8	7	Absolute Racing	22.289	999	GruppeM Racing Te	34.761	8	ARN Racing	36.519	8	19	FFF Racing Team by .	1:33.396	1:33.810	0.414
9	27	HubAuto Corsa	22.304	18	KCMG	34.763	3	Absolute Racing	36.553	9	18	KCMG	1:33.517	1:33.762	0.244
10	19	FFF Racing Team b	22.320	23	KCMG	34.811	63	FFF Racing Team b	36.563	10	8	ARN Racing	1:33.625	1:33.741	0.116
11	8	ARN Racing	22.349	19	FFF Racing Team b	34.860	18	KCMG	36.598	11	23	KCMG	1:33.698	1:33.849	0.151
12	911	Craft Bamboo Racin	22.468	86	OD Racing Team W	34.905	86	OD Racing Team W	36.614	12	86	OD Racing Team WR	1:34.029	1:34.064	0.035
13	51	AMAC Motorsport	22.473	3	Absolute Racing	35.009	23	KCMG	36.623	13	3	Absolute Racing	1:34.118	1:34.164	0.046
14	86	OD Racing Team W	22.509	991	Craft Bamboo Racin	35.017	911	Craft Bamboo Racin	36.771	14	911	Craft Bamboo Racing	1:34.453	1:34.756	0.303
15	97	Indigo Racing	22.522	5	Phoenix Racing Asi	35.059	991	Craft Bamboo Racin	36.860	15	991	Craft Bamboo Racing	1:34.471	1:34.471	0.000
16	3	Absolute Racing	22.555	911	Craft Bamboo Racin	35.213	5	Phoenix Racing Asi	36.873	16	5	Phoenix Racing Asia	1:34.570	1:34.625	0.054
17	991	Craft Bamboo Racin	22.593	97	Indigo Racing	35.239	97	Indigo Racing	37.043	17	97	Indigo Racing	1:34.804	1:34.931	0.126
18	45	KCMG	22.621	51	AMAC Motorsport	35.381	51	AMAC Motorsport	37.128	18	51	AMAC Motorsport	1:34.983	1:35.026	0.043
19	5	Phoenix Racing Asi	22.637	45	KCMG	35.584	45	KCMG	37.264	19	45	KCMG	1:35.469	1:36.076	0.607
20	81	BMW Team Studie	24.603	666	GruppeM Racing Te	38.505	666	GruppeM Racing Te	40.349	20	72	Team iRaceWin	1:43.666	1:43.678	0.012
21	72	Team iRaceWin	24.614	72	Team iRaceWin	38.601	72	Team iRaceWin	40.450	21	666	GruppeM Racing Te	1:43.753	1:44.014	0.260
22	82	BMW Team Studie	24.769	81	BMW Team Studie	38.760	81	BMW Team Studie	40.546	22	81	BMW Team Studie	1:43.910	1:44.074	0.164
23	666	GruppeM Racing Te	24.899	22	JWD Unixx Racing T	39.412	22	JWD Unixx Racing T	41.264	23	82	BMW Team Studie	1:45.711	1:45.812	0.100
24	22	JWD Unixx Racing T	25.169	82	BMW Team Studie	39.443	11	TTR Team SARD	41.293	24	22	JWD Unixx Racing Te	1:45.846	1:46.075	0.228
25	77	Craft Bamboo Racin	25.261	77	Craft Bamboo Racin	39.486	82	BMW Team Studie	41.499	25	77	Craft Bamboo Racing	1:46.292	1:46.315	0.023
26	11	TTR Team SARD	25.307	11	TTR Team SARD	39.770	77	Craft Bamboo Racin	41.544	26	11	TTR Team SARD	1:46.371	1:46.521	0.150
27	14	Morseng Racing Te	25.659	80	Racing Spirit Thailar	39.895	80	Racing Spirit Thailar	41.676	27	80	Racing Spirit Thailand	1:47.232	1:47.803	0.571
28	80	Racing Spirit Thailar	25.660	17	Taiwan Top Speed I	40.786	17	Taiwan Top Speed I	42.555	28	17	Taiwan Top Speed R	1:49.019	1:49.411	0.392
29	17	Taiwan Top Speed I	25.677	14	Morseng Racing Te	41.580	14	Morseng Racing Te	43.682	29	14	Morseng Racing Te	1:50.922	1:51.082	0.160

Weather / Track : Sunny / Dry

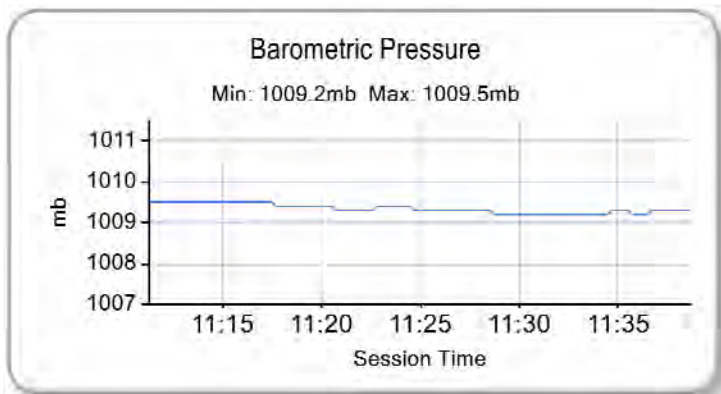
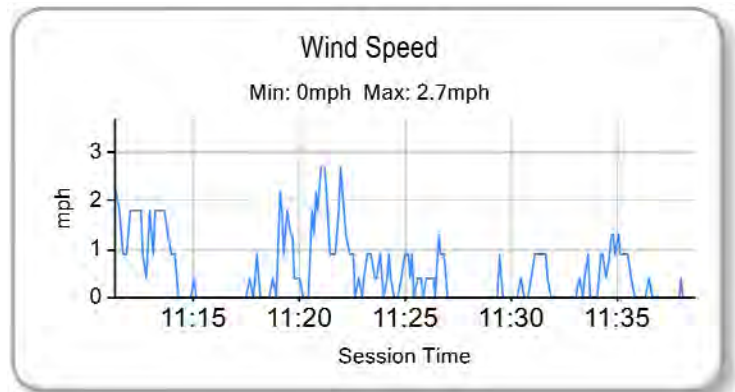
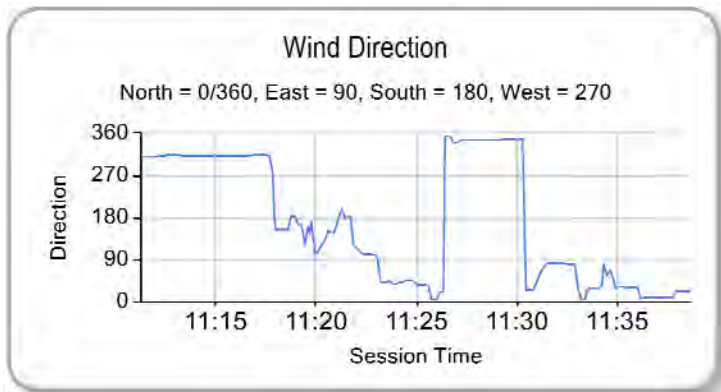
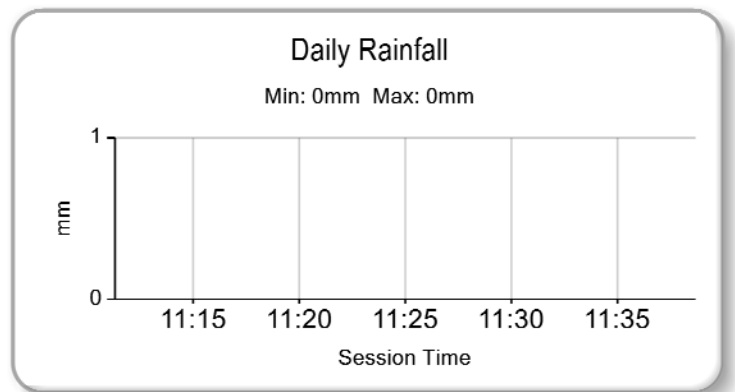
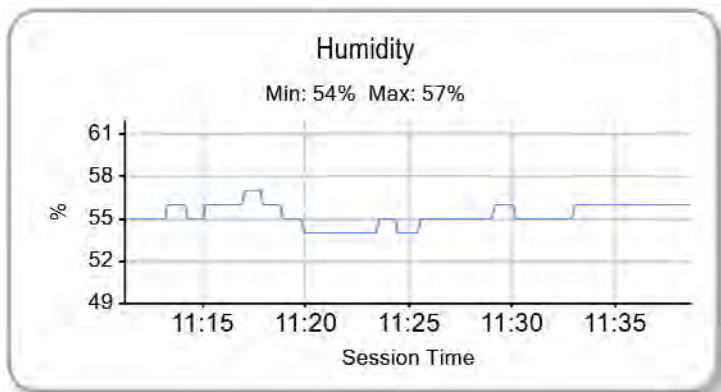
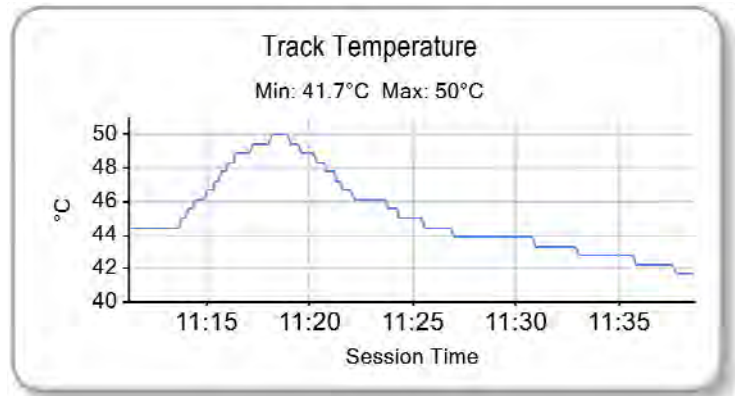
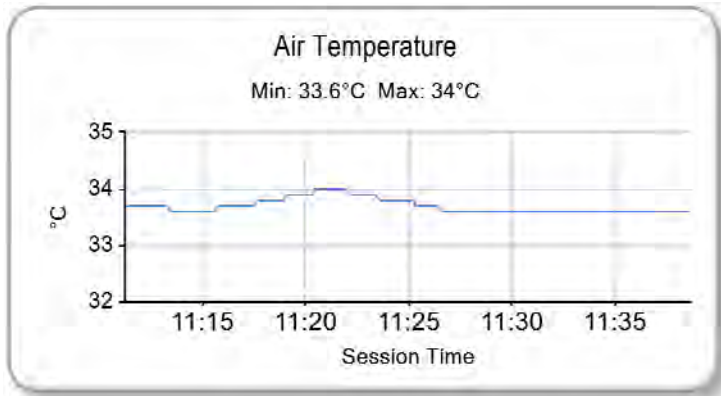
Results can be found at www.tsl-timing.com

Chang International
Circuit Length = 4.554 km
Start: 11:15 Flag 11:35 End: 11:38

Printed - 11:40 Saturday, 12 May 2018

Blancpain GT Series Asia 2018

QUALIFYING 2 - WEATHER CONDITIONS



Weather / Track : Sunny / Dry

Results can be found at www.tsl-timing.com

Chang International
 Circuit Length = 4.554 km
 Start: 11:15 Flag 11:35 End: 11:38

Printed - 11:41 Saturday, 12 May 2018

Blancpain GT Series Asia 2018

RACE 1 - GRID (60 minutes) - FINAL

ROW 15	29	72 Ringo <i>CHONG</i> Team iRaceWin	
ROW 14	27	80 Sontaya <i>KUNPLOME</i> 1:53.113 Racing Spirit Thailand	28 666 Reinhold <i>RENGER</i> GruppeM Racing Team
ROW 13	25	14 Chayapon <i>YOTHA</i> 1:47.979 Morseng Racing Team	26 17 Keo <i>CHANG</i> 1:48.583 Taiwan Top Speed Racing Team
ROW 12	23	82 Ken <i>URATA</i> 1:46.879 BMW Team Studie	24 11 Tony <i>FONG</i> 1:47.398 TTR Team SARD
ROW 11	21	77 Frank <i>YU</i> 1:45.675 Craft Bamboo Racing	22 22 Charvanin <i>BUNDITKITSADA</i> 1:46.701 JWD Unixx Racing Team
ROW 10	19	51 Andrew <i>MACPHERSON</i> 1:39.448 AMAC Motorsport	20 81 Sunako <i>JUKUCHOU</i> 1:44.642 BMW Team Studie
ROW 9	17	28 Morris <i>CHEN</i> 1:36.032 HubAuto Corsa	18 45 Naoto <i>TAKEDA</i> 1:37.208 KCMG
ROW 8	15	8 Hiroaki <i>NAGAI</i> 1:35.135 ARN Racing	16 18 Yuke <i>TANIGUCHI</i> 1:35.292 KCMG
ROW 7	13	7 Andrew <i>KIM</i> 1:34.913 Absolute Racing	14 911 Sandy <i>STUVIK</i> 1:35.109 Craft Bamboo Racing
ROW 6	11	63 Hiroshi <i>HAMAGUCHI</i> 1:34.681 FFF Racing Team by ACM	12 991 Aidan <i>READ</i> 1:34.729 Craft Bamboo Racing
ROW 5	9	97 Juwon <i>SEO</i> 1:34.500 Indigo Racing	10 5 Marchy <i>LEE</i> 1:34.627 Phoenix Racing Asia
ROW 4	7	86 Aditya <i>PATEL</i> 1:34.322 OD Racing Team WRT	8 23 Edoardo <i>LIBERATI</i> 1:34.381 KCMG
ROW 3	5	19 Dennis <i>LIND</i> 1:34.130 FFF Racing Team by ACM	6 37 Anthony <i>LIU</i> 1:34.286 Absolute Racing
ROW 2	3	3 Martin <i>RUMP</i> 1:33.786 Absolute Racing	4 888 Alexander <i>MATTSCHULL</i> 1:33.961 GruppeM Racing Team
ROW 1	1	999 Patric <i>NIEDERHAUSER</i> 1:33.396 GruppeM Racing Team	2 27 Hongli <i>YE</i> 1:33.501 HubAuto Corsa
Pole			

*Car 72 - Technical infringement Series Regulation Article 4.2.1. Start from the back of the grid for both races.

Chang International
Circuit Length = 4.554 km

Race Director : Ravin	Stewards :	Timekeeper :
-----------------------	------------	--------------

Results can be found at www.tsl-timing.com

Printed - 13:30 Saturday, 12 May 2018

Blancpain GT Series Asia 2018

RACE 1 - CLASSIFICATION - FINAL

POS	NO	CL	PIC	TEAM / DRIVERS	CAR	LAPS	TIME	GAP	DIFF	KPH	BEST	ON
1	999	GT3S	1	GruppeM Racing Team (HKG) Patric NIEDERHAUSER (CHE) / Markus POMMER (DEU)	Mercedes-AMG GT3	37	1:00:53.700			165.86	1:34.306	33
2	27	GT3S	2	HubAuto Corsa (TPE) Hongli YE (CHN) / Nick FOSTER (AUS)	Ferrari 488 GT3	37	1:00:55.132	1.432	1.432	165.80	1:34.216	21
3	3	GT3S	3	Absolute Racing (HKG) Martin RUMP (EST) / Franky CHENG (CHN)	Audi R8 LMS GT3	37	1:01:13.506	19.806	18.374	164.97	1:35.138	12
4	63	GT3PA	1	FFF Racing Team by ACM (CHN) Hiroshi HAMAGUCHI (JPN) / Marco MAPELLI (CHE)	Lamborghini Huracan GT3	37	1:01:14.903	21.203	1.397	164.91	1:33.877	20
5	19	GT3S	4	FFF Racing Team by ACM (CHN) Dennis LIND (DNK) / Martin KODRIG (HRV)	Lamborghini Huracan GT3	37	1:01:15.873	22.172	0.969	164.86	1:34.423	36
6	18	GT3PA	2	KCMG (HKG) Yuke TANIGUCHI (JPN) / Tsugio MATSUDA (JPN)	Nissan GT-R NISMO GT3	37	1:01:18.259	24.559	2.386	164.76	1:34.104	27
7	86	GT3S	5	OD Racing Team WRT (MYS) Aditya PATEL (IND) / Mitchell GILBERT (MYS)	Audi R8 LMS GT3	37	1:01:24.753	31.053	6.494	164.46	1:35.293	4
8	23	GT3S	6	KCMG (HKG) Edoardo LIBERATI (ITA) / Florian STRAUSS (DEU)	Nissan GT-R NISMO GT3	37	1:01:29.977	36.276	5.223	164.23	1:34.772	34
9	7	GT3PA	3	Absolute Racing (HKG) Andrew KIM (KOR) / Adderly FONG (HKG)	Audi R8 LMS GT3	37	1:01:38.170	44.470	8.193	163.87	1:34.880	35
10	37	GT3PA	4	Absolute Racing (HKG) Anthony LIU (CHN) / Josh BURDON (HKG)	Audi R8 LMS GT3	37	1:01:39.048	45.348	0.878	163.83	1:34.861	20
11	911	GT3S	7	Craft Bamboo Racing (HKG) Sandy STUVIK (THA) / Shae DAVIES (AUS)	Porsche 991 GT3R	37	1:01:45.829	52.128	6.780	163.53	1:35.569	34
12	97	GT3PA	5	Indigo Racing (KOR) Juwon SEO (KOR) / Roelof BRUINS (NDL)	Mercedes-AMG GT3	37	1:01:46.824	53.124	0.995	163.49	1:35.110	29
13	28	GT3PA	6	HubAuto Corsa (TPE) Morris CHEN (TPE) / Tim SLADE (AUS)	Ferrari 488 GT3	37	1:01:48.257	54.556	1.432	163.42	1:33.698	23
14	991	GT3S	8	Craft Bamboo Racing (HKG) Aidan READ (AUS) / Darryl O'YOUNG (HKG)	Porsche 991 GT3R	37	1:01:56.847	1:03.147	8.590	163.04	1:35.929	23
15	5	GT3S	9	Phoenix Racing Asia (HKG) Marchy LEE (HKG) / Alex YOONG (MYS)	Audi R8 LMS GT3	37	1:02:08.518	1:14.817	11.670	162.53	1:35.300	35
16	45	GT3AM	1	KCMG (HKG) Naoto TAKEDA (JPN) / Takuya SHIRASAKA (JPN)	Audi R8 LMS GT3	36	1:02:04.633	1 Lap	1 Lap	158.30	1:36.775	27
17	888	GT3PA	7	GruppeM Racing Team (HKG) Alexander MATTSCHULL (DEU) / Maximilian BUHK (DEU)	Mercedes-AMG GT3	35	1:00:54.122	2 Laps	1 Lap	156.87	1:34.323	23
18	51	GT3AM	2	AMAC Motorsport (AUS) Andrew MACPHERSON (AUS) / William PORTER (AUS)	Lamborghini Huracan GT3	35	1:01:01.781	2 Laps	7.659	156.54	1:36.994	24
19	8	GT3PA	8	ARN Racing (JPN) Hiroaki NAGAI (JPN) / Daisuke ITO (JPN)	Ferrari 488 GT3	35	1:01:19.301	2 Laps	17.519	155.80	1:35.643	33
20	666	GT4AM	1	GruppeM Racing Team (HKG) Reinhold RENGGER (DEU)	Mercedes-AMG GT4	33	1:01:56.334	4 Laps	2 Laps	145.42	1:45.597	19
21	77	GT4AM	2	Craft Bamboo Racing (HKG) Frank YU (HKG) / Jean Marc MERLIN (FRA)	Porsche Cayman GT4 Clubspor	32	1:00:56.781	5 Laps	1 Lap	143.31	1:47.676	13
22	22	GT4AM	3	JWD Unixx Racing Team (THA) Charvanin BUNDITKITSADA (THA) / Pitsanu SIRIMONGKOLKASEM (THA)	Porsche Cayman GT4 Clubspor	32	1:01:09.578	5 Laps	12.796	142.81	1:47.249	2
23	82	GT4AM	4	BMW Team Studie (JPN) Ken URATA (JPN) / Max CHEN (TPE)	BMW M4 GT4	32	1:01:29.457	5 Laps	19.878	142.04	1:47.073	3
24	17	GT4AM	5	Taiwan Top Speed Racing Team (TWN) Keo CHANG (TPE) / Jeff LU (TPE)	Porsche Cayman GT4 Clubspor	32	1:01:56.789	5 Laps	27.332	140.99	1:48.637	6
25	11	GT4AM	6	TTR Team SARD (HKG) Tony FONG (HKG) / Brian LEE (TPE)	Porsche Cayman GT4 Clubspor	32	1:02:08.065	5 Laps	11.275	140.57	1:48.224	25
26	72	GT4AM	7	Team iRaceWin (TPE) Ringo CHONG (SGP) / Gilles VANNELET (FRA)	Mercedes-AMG GT4	32	1:02:32.748	5 Laps	24.683	139.64	1:45.431	31
27	80	GT4AM	8	Racing Spirit Thailand (THA) Sontaya KUNPLOME (THA) / Preeda TANTEMSAPYA (THA)	Porsche Cayman GT4 Clubspor	31	1:01:05.762	6 Laps	1 Lap	138.48	1:49.386	18
28	14	GT4AM	9	Morseng Racing Team (THA) Chayapon YOTHA (THA) / Tosaphol PHAMYAI (THA)	Porsche Cayman GT4 Clubspor	31	1:01:13.903	6 Laps	8.141	138.18	1:48.760	13
29	81	GT4AM	10	BMW Team Studie (JPN) Sunako JUKUCHOU (JPN) / Takayuki KINOSHITA (JPN)	BMW M4 GT4	31	1:01:40.899	6 Laps	26.996	137.17	1:45.764	25

FASTEST LAP

28	GT3PA	HubAuto Corsa (TPE) Morris CHEN (TPE) / Tim SLADE (AUS)	Ferrari 488 GT3	23	1:33.698	108.72 mph	174.96 kph
27	GT3S	HubAuto Corsa (TPE) Hongli YE (CHN) / Nick FOSTER (AUS)	Ferrari 488 GT3	21	1:34.216	108.12 mph	174.00 kph
45	GT3AM	KCMG (HKG) Naoto TAKEDA (JPN) / Takuya SHIRASAKA (JPN)	Audi R8 LMS GT3	27	1:36.775	105.26 mph	169.40 kph
72	GT4AM	Team iRaceWin (TPE) Ringo CHONG (SGP) / Gilles VANNELET (FRA)	Mercedes-AMG GT4	31	1:45.431	96.62 mph	155.49 kph

Chang International
Circuit Length = 4.554 km
Start: 14:32 Flag 15:33 End: 15:38

Weather / Track : Sunny / Dry

Race Director : Ravin	Stewards :	Timekeeper :
-----------------------	------------	--------------

Results can be found at www.tsl-timing.com

Printed - 17:34 Saturday, 12 May 2018

Blancpain GT Series Asia 2018

RACE 1 - CLASSIFICATION BY CLASS - FINAL

CLASS : GT3 - GT3S

POS	NO	NAME	NAT	ENTRY	LAPS	TIME	GAP	DIFF	KPH	BEST	ON
1	999	GruppeM Racing Team	HKG	Mercedes-AMG GT3	37	1:00:53.700			165.86	1:34.306	33
2	27	HubAuto Corsa	TPE	Ferrari 488 GT3	37	1:00:55.132	1.432	1.432	165.80	1:34.216	21
3	3	Absolute Racing	HKG	Audi R8 LMS GT3	37	1:01:13.506	19.806	18.374	164.97	1:35.138	12
4	19	FFF Racing Team by ACM	CHN	Lamborghini Huracan GT3	37	1:01:15.873	22.172	2.366	164.86	1:34.423	36
5	86	OD Racing Team WRT	MYS	Audi R8 LMS GT3	37	1:01:24.753	31.053	8.880	164.46	1:35.293	4
6	23	KCMG	HKG	Nissan GT-R NISMO GT3	37	1:01:29.977	36.276	5.223	164.23	1:34.772	34
7	911	Craft Bamboo Racing	HKG	Porsche 991 GT3R	37	1:01:45.829	52.128	15.851	163.53	1:35.569	34
8	991	Craft Bamboo Racing	HKG	Porsche 991 GT3R	37	1:01:56.847	1:03.147	11.018	163.04	1:35.929	23
9	5	Phoenix Racing Asia	HKG	Audi R8 LMS GT3	37	1:02:08.518	1:14.817	11.670	162.53	1:35.300	35

CLASS : GT3 - GT3PA

POS	NO	NAME	NAT	ENTRY	LAPS	TIME	GAP	DIFF	KPH	BEST	ON
1	63	FFF Racing Team by ACM	CHN	Lamborghini Huracan GT3	37	1:01:14.903			164.91	1:33.877	20
2	18	KCMG	HKG	Nissan GT-R NISMO GT3	37	1:01:18.259	3.355	3.355	164.76	1:34.104	27
3	7	Absolute Racing	HKG	Audi R8 LMS GT3	37	1:01:38.170	23.266	19.910	163.87	1:34.880	35
4	37	Absolute Racing	HKG	Audi R8 LMS GT3	37	1:01:39.048	24.144	0.878	163.83	1:34.861	20
5	97	Indigo Racing	KOR	Mercedes-AMG GT3	37	1:01:46.824	31.920	7.776	163.49	1:35.110	29
6	28	HubAuto Corsa	TPE	Ferrari 488 GT3	37	1:01:48.257	33.353	1.432	163.42	1:33.698	23
7	888	GruppeM Racing Team	HKG	Mercedes-AMG GT3	35	1:00:54.122	2 Laps	2 Laps	156.87	1:34.323	23
8	8	ARN Racing	JPN	Ferrari 488 GT3	35	1:01:19.301	2 Laps	25.178	155.80	1:35.643	33

CLASS : GT3 - GT3AM

POS	NO	NAME	NAT	ENTRY	LAPS	TIME	GAP	DIFF	KPH	BEST	ON
1	45	KCMG	HKG	Audi R8 LMS GT3	36	1:02:04.633			158.30	1:36.775	27
2	51	AMAC Motorsport	AUS	Lamborghini Huracan GT3	35	1:01:01.781	1 Lap	1 Lap	156.54	1:36.994	24

CLASS : GT3

POS	NO	NAME	NAT	ENTRY	LAPS	TIME	GAP	DIFF	KPH	BEST	ON
1	999	GruppeM Racing Team	HKG	Mercedes-AMG GT3	37	1:00:53.700			165.86	1:34.306	33
2	27	HubAuto Corsa	TPE	Ferrari 488 GT3	37	1:00:55.132	1.432	1.432	165.80	1:34.216	21
3	3	Absolute Racing	HKG	Audi R8 LMS GT3	37	1:01:13.506	19.806	18.374	164.97	1:35.138	12
4	63	FFF Racing Team by ACM	CHN	Lamborghini Huracan GT3	37	1:01:14.903	21.203	1.397	164.91	1:33.877	20
5	19	FFF Racing Team by ACM	CHN	Lamborghini Huracan GT3	37	1:01:15.873	22.172	0.969	164.86	1:34.423	36
6	18	KCMG	HKG	Nissan GT-R NISMO GT3	37	1:01:18.259	24.559	2.386	164.76	1:34.104	27
7	86	OD Racing Team WRT	MYS	Audi R8 LMS GT3	37	1:01:24.753	31.053	6.494	164.46	1:35.293	4
8	23	KCMG	HKG	Nissan GT-R NISMO GT3	37	1:01:29.977	36.276	5.223	164.23	1:34.772	34
9	7	Absolute Racing	HKG	Audi R8 LMS GT3	37	1:01:38.170	44.470	8.193	163.87	1:34.880	35
10	37	Absolute Racing	HKG	Audi R8 LMS GT3	37	1:01:39.048	45.348	0.878	163.83	1:34.861	20
11	911	Craft Bamboo Racing	HKG	Porsche 991 GT3R	37	1:01:45.829	52.128	6.780	163.53	1:35.569	34
12	97	Indigo Racing	KOR	Mercedes-AMG GT3	37	1:01:46.824	53.124	0.995	163.49	1:35.110	29
13	28	HubAuto Corsa	TPE	Ferrari 488 GT3	37	1:01:48.257	54.556	1.432	163.42	1:33.698	23
14	991	Craft Bamboo Racing	HKG	Porsche 991 GT3R	37	1:01:56.847	1:03.147	8.590	163.04	1:35.929	23
15	5	Phoenix Racing Asia	HKG	Audi R8 LMS GT3	37	1:02:08.518	1:14.817	11.670	162.53	1:35.300	35
16	45	KCMG	HKG	Audi R8 LMS GT3	36	1:02:04.633	1 Lap	1 Lap	158.30	1:36.775	27

Chang International
Circuit Length = 4.554 km
Start: 14:32 Flag 15:33 End: 15:38

Weather / Track : Sunny / Dry

Race Director : Ravin	Stewards :	Timekeeper :
-----------------------	------------	--------------

Blancpain GT Series Asia 2018

RACE 1 - CLASSIFICATION BY CLASS - FINAL

17	888	GruppeM Racing Team	HKG	Mercedes-AMG GT3	35	1:00:54.122	2 Laps	1 Lap	156.87	1:34.323	23
18	51	AMAC Motorsport	AUS	Lamborghini Huracan GT3	35	1:01:01.781	2 Laps	7.659	156.54	1:36.994	24
19	8	ARN Racing	JPN	Ferrari 488 GT3	35	1:01:19.301	2 Laps	17.519	155.80	1:35.643	33

CLASS : GT4 - GT4AM

POS	NO	NAME	NAT	ENTRY	LAPS	TIME	GAP	DIFF	KPH	BEST	ON
1	666	GruppeM Racing Team	HKG	Mercedes-AMG GT4	33	1:01:56.334			145.42	1:45.597	19
2	77	Craft Bamboo Racing	HKG	Porsche Cayman GT4 Clubsport MR	32	1:00:56.781	1 Lap	1 Lap	143.31	1:47.676	13
3	22	JWD Unixx Racing Team	THA	Porsche Cayman GT4 Clubsport MR	32	1:01:09.578	1 Lap	12.796	142.81	1:47.249	2
4	82	BMW Team Studie	JPN	BMW M4 GT4	32	1:01:29.457	1 Lap	19.878	142.04	1:47.073	3
5	17	Taiwan Top Speed Racing Team	TWN	Porsche Cayman GT4 Clubsport MR	32	1:01:56.789	1 Lap	27.332	140.99	1:48.637	6
6	11	TTR Team SARD	HKG	Porsche Cayman GT4 Clubsport MR	32	1:02:08.065	1 Lap	11.275	140.57	1:48.224	25
7	72	Team iRaceWin	TPE	Mercedes-AMG GT4	32	1:02:32.748	1 Lap	24.683	139.64	1:45.431	31
8	80	Racing Spirit Thailand	THA	Porsche Cayman GT4 Clubsport MR	31	1:01:05.762	2 Laps	1 Lap	138.48	1:49.386	18
9	14	Morseng Racing Team	THA	Porsche Cayman GT4 Clubsport MR	31	1:01:13.903	2 Laps	8.141	138.18	1:48.760	13
10	81	BMW Team Studie	JPN	BMW M4 GT4	31	1:01:40.899	2 Laps	26.996	137.17	1:45.764	25

FASTEST LAP

28	GT3PA	HubAuto Corsa	TPE	Ferrari 488 GT3 -	23	1:33.698		108.72 mph	174.96 kph
27	GT3S	HubAuto Corsa	TPE	Ferrari 488 GT3 -	21	1:34.216		108.12 mph	174.00 kph
45	GT3AM	KCMG	HKG	Audi R8 LMS GT3 -	27	1:36.775		105.26 mph	169.40 kph
72	GT4AM	Team iRaceWin	TPE	Mercedes-AMG GT4 -	31	1:45.431		96.62 mph	155.49 kph

Weather / Track : Sunny / Dry

These results are provisional until the conclusion of any judicial and technical matters.

Chang International

Circuit Length = 4.554 km

Start: 14:32 Flag 15:33 End: 15:38

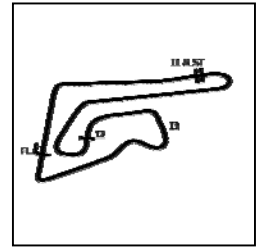
Race Director : Ravin

Stewards :

Timekeeper :

Blancpain GT Series Asia 2018

RACE 1 - SECTOR ANALYSIS



SECTOR 1 = FL to I1, SECTOR 2 = I1 to I2 SECTOR 3 = I2 to I3, SECTOR 4 = I3 to FL, DIFF = Difference To Personal Best Lap, P = Crossed Finish Line in Pit Lane, D = Time Disallowed

P1 999 GT3S GruppeM Racing Team				Mercedes-AMG GT3				
IDEAL LAP TIME : 1:33.795		BEST LAP TIME : 1:34.306		DIFFERENCE : 0.511				
D1: Patric NIEDERHAUSER		D2: Markus POMMER						
LAP	SECTOR 1	SECTOR 2	SECTOR 3	SPEED TRAP	LAP TIME	KPH	DIFF	TIME OF DAY
1 - D1		36.561	37.022	245.4	1:35.261	172.09	0.955	14:34:27.776
2 - D1	22.607	35.706	36.641	248.2	1:34.955	172.65	0.648	14:36:02.731
3 - D1	22.546	35.417	36.486	248.2	1:34.450	173.57	0.143	14:37:37.181
4 - D1	22.522	35.525	36.604	248.2	1:34.652	173.20	0.345	14:39:11.833
5 - D1	22.648	35.368	36.645	249.4	1:34.661	173.19	0.355	14:40:46.495
6 - D1	22.530	35.537	36.621	249.4	1:34.689	173.13	0.383	14:42:21.184
7 - D1	22.563	35.337	37.215	249.4	1:35.116	172.36	0.809	14:43:56.300
8 - D1	22.546	35.650	37.030	250.5	1:35.227	172.16	0.921	14:45:31.527
9 - D1	22.721	35.365	55.727	247.7	1:53.814	144.04	19.507	14:47:25.341
10 - D1	44.356	35.775	36.803	217.3	1:56.934	140.20	22.628	14:49:22.276
11 - D1	22.641	35.407	37.038	248.2	1:35.087	172.41	0.780	14:50:57.363
12 - D1	22.560	35.381	36.836	248.2	1:34.777	172.97	0.470	14:52:32.141
13 - D1	22.577	35.358	37.375	249.4	1:35.310	172.01	1.004	14:54:07.451
14 - D1	22.645	35.586	36.910	249.4	1:35.142	172.31	0.836	14:55:42.593
15 - D1	22.526	35.728	37.425	251.7	1:35.679	171.34	1.373	14:57:18.273
16 - D1	22.534	35.414	37.124	250.5	1:35.073	172.43	0.767	14:58:53.346
17 - D1	22.478	36.311	37.157	250.0	1:35.946	170.86	1.640	15:00:29.293
18 - D1	22.497	35.834	37.152	250.5	1:35.483	171.69	1.177	15:02:04.777
19 - D1	22.551	35.581	IN PIT	248.8	1:36.830	P 169.30	2.524	15:03:41.608
20 - D2	OUTLAP	36.541	37.137	243.7	3:04.984	88.62	1:30.677	15:06:46.592
21 - D2	22.516	35.508	37.178	247.7	1:35.202	172.20	0.896	15:08:21.795
22 - D2	22.515	35.462	37.406	248.2	1:35.384	171.87	1.077	15:09:57.179
23 - D2	22.484	35.743	36.750	248.8	1:34.978	172.61	0.671	15:11:32.157
24 - D2	22.788	35.592	36.849	248.8	1:35.230	172.15	0.924	15:13:07.387
25 - D2	22.598	35.789	36.754	249.4	1:35.141	172.31	0.834	15:14:42.529
26 - D2	22.636	35.722	37.744	248.8	1:36.102	170.59	1.796	15:16:18.631
27 - D2	22.528	34.966	38.533	250.0	1:36.027	170.72	1.721	15:17:54.659
28 - D2	22.367	35.410	37.045	251.7	1:34.823	172.89	0.517	15:19:29.482
29 - D2	22.476	35.240	37.101	250.0	1:34.817	172.90	0.511	15:21:04.300
30 - D2	22.740	35.416	36.975	250.0	1:35.132	172.33	0.826	15:22:39.432
31 - D2	22.342	35.469	37.571	251.1	1:35.383	171.87	1.076	15:24:14.815
32 - D2	22.408	35.174	37.351	249.4	1:34.933	172.69	0.627	15:25:49.749
33 - D2	22.548	35.035	36.723	248.2	1:34.306 (1)	173.84		15:27:24.056
34 - D2	22.546	35.279	37.318	250.0	1:35.143	172.31	0.837	15:28:59.199
35 - D2	22.501	35.641	36.780	250.0	1:34.922	172.71	0.616	15:30:34.122
36 - D2	22.565	35.728	37.949	248.8	1:36.243	170.34	1.936	15:32:10.365
37 - D2	22.512	35.560	37.777	250.0	1:35.849	171.04	1.543	15:33:46.215

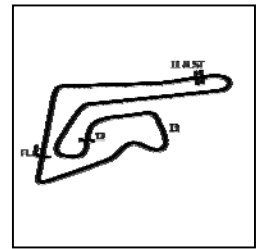
P2 27 GT3S HubAuto Corsa				Ferrari 488 GT3				
IDEAL LAP TIME : 1:33.985		BEST LAP TIME : 1:34.216		DIFFERENCE : 0.231				
D1: Hongli YE		D2: Nick FOSTER						
LAP	SECTOR 1	SECTOR 2	SECTOR 3	SPEED TRAP	LAP TIME	KPH	DIFF	TIME OF DAY
1 - D1		36.593	37.382	243.2	1:36.307	170.22	2.091	14:34:28.822
2 - D1	22.675	35.495	36.987	248.8	1:35.157	172.28	0.941	14:36:03.980
3 - D1	23.000	35.394	37.067	248.2	1:35.462	171.73	1.245	14:37:39.442
4 - D1	22.679	35.369	36.988	248.8	1:35.036	172.50	0.820	14:39:14.479
5 - D1	22.593	35.310	37.045	248.2	1:34.949	172.66	0.732	14:40:49.428
6 - D1	22.646	35.232	36.933	248.8	1:34.811	172.91	0.595	14:42:24.240
7 - D1	22.594	35.394	37.079	249.4	1:35.067	172.44	0.851	14:43:59.308
8 - D1	22.631	36.865	37.097	249.4	1:36.594	169.72	2.377	14:45:35.902
9 - D1	22.650	35.378	56.885	247.7	1:54.914	142.66	20.697	14:47:30.816
10 - D1	42.465	35.888	37.437	224.0	1:55.790	141.58	21.574	14:49:26.607
11 - D1	22.740	35.377	37.124	247.1	1:35.242	172.13	1.025	14:51:01.849
12 - D1	22.683	35.335	37.221	247.7	1:35.239	172.13	1.023	14:52:37.089
13 - D1	22.620	35.594	37.217	248.8	1:35.432	171.79	1.215	14:54:12.521
14 - D1	22.521	36.010	37.173	250.5	1:35.705	171.30	1.488	14:55:48.226
15 - D1	22.473	35.574	37.410	251.7	1:35.457	171.74	1.241	14:57:23.684
16 - D1	22.402	35.624	37.102	252.9	1:35.129	172.33	0.912	14:58:58.813
17 - D1	22.593	35.812	37.423	250.5	1:35.828	171.08	1.612	15:00:34.642

Weather / Track : Sunny / Dry

Chang International
Circuit Length = 4.554 km
Start: 14:32 Flag 15:33 End: 15:38

Blancpain GT Series Asia 2018

RACE 1 - SECTOR ANALYSIS



SECTOR 1 = FL to I1, SECTOR 2 = I1 to I2 SECTOR 3 = I2 to I3, SECTOR 4 = I3 to FL, DIFF = Difference To Personal Best Lap, P = Crossed Finish Line in Pit Lane, D = Time Disallowed

Lap	Driver	Sector 1	Sector 2	Sector 3	Sector 4	Speed Trap	Lap Time	Diff	Time of Day
18 - D1		22.553	35.332	37.151		249.4	1:35.036	0.820	15:02:09.679
19 - D1		22.581	35.449	IN PIT		248.8	1:38.442 P	4.225	15:03:48.121
20 - D2	OUTLAP		36.095	36.595		243.7	3:03.801	1:29.585	15:06:51.922
21 - D2		22.452	35.086	36.678		247.7	1:34.216 (1)	174.00	15:08:26.139
22 - D2		22.490	35.596	36.496		246.5	1:34.583	0.366	15:10:00.722
23 - D2		22.546	35.127	36.768		246.5	1:34.441 (2)	0.224	15:11:35.164
24 - D2		22.619	35.340	36.816		248.8	1:34.776	0.559	15:13:09.940
25 - D2		22.594	35.313	36.586		246.5	1:34.494 (3)	0.277	15:14:44.434
26 - D2		22.634	35.282	37.301		247.7	1:35.217	1.001	15:16:19.652
27 - D2		22.572	35.268	37.411		249.4	1:35.252	1.035	15:17:54.904
28 - D2		22.462	35.433	37.166		251.1	1:35.062	0.845	15:19:29.966
29 - D2		22.677	35.235	36.916		247.7	1:34.829	0.612	15:21:04.795
30 - D2		22.864	35.207	36.905		247.7	1:34.977	0.760	15:22:39.772
31 - D2		22.574	35.329	37.445		248.8	1:35.348	1.132	15:24:15.121
32 - D2		22.677	35.382	37.266		248.2	1:35.326	1.109	15:25:50.447
33 - D2		22.601	35.195	36.959		247.7	1:34.755	0.539	15:27:25.203
34 - D2		22.865	35.151	37.093		248.2	1:35.110	0.893	15:29:00.313
35 - D2		22.661	35.609	37.490		247.7	1:35.761	1.544	15:30:36.074
36 - D2		22.678	35.340	37.742		245.4	1:35.761	1.544	15:32:11.835
37 - D2		22.858	35.757	37.196		245.4	1:35.812	1.595	15:33:47.647

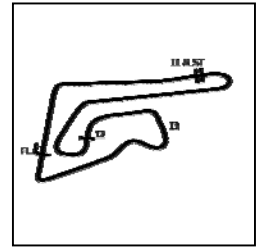
P3 3 GT3S Absolute Racing		Audi R8 LMS GT3							
IDEAL LAP TIME : 1:34.933		BEST LAP TIME : 1:35.138		DIFFERENCE : 0.205					
D1: Martin RUMP		D2: Franky CHENG							
LAP	SECTOR 1	SECTOR 2	SECTOR 3	SPEED TRAP	LAP TIME	KPH	DIFF	TIME OF DAY	
1 - D1		37.537	37.749	246.5	1:37.219	168.63	2.080	14:34:29.734	
2 - D1		36.276	37.247	248.8	1:36.251	170.32	1.113	14:36:05.985	
3 - D1	22.655	35.638	36.999	248.8	1:35.293	172.04	0.154	14:37:41.278	
4 - D1	22.668	36.341	37.119	250.5	1:36.128	170.54	0.990	14:39:17.407	
5 - D1	22.739	35.575	38.219	248.8	1:36.534	169.82	1.395	14:40:53.941	
6 - D1	22.785	35.700	37.248	249.4	1:35.733	171.25	0.595	14:42:29.675	
7 - D1	22.769	35.444	37.047	248.2	1:35.260	172.10	0.122	14:44:04.936	
8 - D1	22.781	36.358	38.156	249.4	1:37.295	168.50	2.157	14:45:42.231	
9 - D1	22.766	35.497	1:05.360	247.1	2:03.623	132.61	28.485	14:47:45.855	
10 - D1	32.734	35.507	37.131	246.0	1:45.372	155.58	10.233	14:49:31.228	
11 - D1	22.845	35.376	36.938	246.5	1:35.160 (2)	172.28	0.021	14:51:06.388	
12 - D1	22.748	35.479	36.910	248.2	1:35.138 (1)	172.32		14:52:41.526	
13 - D1	22.762	35.391	37.200	247.7	1:35.353	171.93	0.215	14:54:16.880	
14 - D1	22.698	35.480	37.157	248.2	1:35.336	171.96	0.197	14:55:52.216	
15 - D1	23.581	35.702	37.384	247.7	1:36.668	169.59	1.529	14:57:28.884	
16 - D1	22.863	35.659	37.795	248.2	1:36.317	170.21	1.179	14:59:05.202	
17 - D1	22.646	35.593	37.290	248.2	1:35.530	171.61	0.392	15:00:40.732	
18 - D1	22.790	36.635	36.978	248.8	1:36.403	170.06	1.265	15:02:17.136	
19 - D1	22.783	35.401	37.026	247.1	1:35.210	172.19	0.072	15:03:52.347	
20 - D1	22.833	35.401	IN PIT	246.5	1:36.494 P	169.90	1.355	15:05:28.841	
21 - D2	OUTLAP	36.665	37.618	239.4	3:04.237	88.98	1:29.098	15:08:33.078	
22 - D2	23.160	36.200	37.670	243.7	1:37.030	168.96	1.892	15:10:10.109	
23 - D2	23.233	35.641	37.456	244.8	1:36.331	170.18	1.192	15:11:46.440	
24 - D2	22.950	36.120	37.137	247.1	1:36.208	170.40	1.069	15:13:22.648	
25 - D2	22.827	35.867	36.977	246.5	1:35.672	171.35	0.534	15:14:58.320	
26 - D2	22.690	35.442	37.028	247.1	1:35.161 (3)	172.28	0.022	15:16:33.481	
27 - D2	22.777	35.397	37.019	248.2	1:35.193	172.22	0.055	15:18:08.675	
28 - D2	22.748	35.938	37.189	248.8	1:35.876	170.99	0.737	15:19:44.551	
29 - D2	22.822	35.380	37.017	247.1	1:35.219	172.17	0.080	15:21:19.771	
30 - D2	22.873	36.182	37.165	247.7	1:36.220	170.38	1.081	15:22:55.991	
31 - D2	22.739	36.334	37.631	247.7	1:36.705	169.52	1.567	15:24:32.696	
32 - D2	22.759	35.592	36.955	246.5	1:35.306	172.01	0.168	15:26:08.003	
33 - D2	22.813	35.415	36.958	245.4	1:35.186	172.23	0.048	15:27:43.190	
34 - D2	22.735	35.553	37.179	248.2	1:35.467	171.72	0.328	15:29:18.657	
35 - D2	22.767	35.538	37.114	247.1	1:35.419	171.81	0.281	15:30:54.077	
36 - D2	22.777	35.425	38.135	247.7	1:36.338	170.17	1.200	15:32:30.415	
37 - D2	22.772	35.453	37.380	247.1	1:35.605	171.47	0.467	15:34:06.021	

Weather / Track : Sunny / Dry

Chang International
 Circuit Length = 4.554 km
 Start: 14:32 Flag 15:33 End: 15:38

Blancpain GT Series Asia 2018

RACE 1 - SECTOR ANALYSIS



SECTOR 1 = FL to I1, SECTOR 2 = I1 to I2 SECTOR 3 = I2 to I3, SECTOR 4 = I3 to FL, DIFF = Difference To Personal Best Lap, P = Crossed Finish Line in Pit Lane, D = Time Disallowed

P4 63 GT3PA FFF Racing Team by ACM				Lamborghini Huracan GT3				
IDEAL LAP TIME : 1:33.698		BEST LAP TIME : 1:33.877		DIFFERENCE : 0.179				
D1: Hiroshi HAMAGUCHI		D2: Marco MAPELLI						
LAP	SECTOR 1	SECTOR 2	SECTOR 3	SPEED TRAP	LAP TIME	KPH	DIFF	TIME OF DAY
1 - D1		37.744	39.114	248.8	1:40.296	163.46	6.418	14:34:32.811
2 - D1	22.756	36.478	37.888	250.5	1:37.123	168.79	3.245	14:36:09.934
3 - D1	22.622	36.208	37.456	251.7	1:36.287	170.26	2.409	14:37:46.221
4 - D1	22.682	36.462	37.322	251.7	1:36.466	169.94	2.589	14:39:22.688
5 - D1	22.623	35.922	37.473	251.7	1:36.019	170.74	2.141	14:40:58.707
6 - D1	22.573	36.184	38.340	251.1	1:37.097	168.84	3.220	14:42:35.805
7 - D1	22.982	36.099	37.401	251.7	1:36.482	169.92	2.605	14:44:12.287
8 - D1	22.694	35.959	38.106	250.5	1:36.760	169.43	2.882	14:45:49.047
9 - D1	23.006	37.189	1:10.676	250.0	2:10.871	125.27	36.993	14:47:59.919
10 - D1	26.128	36.286	37.529	249.4	1:39.944	164.03	6.066	14:49:39.863
11 - D1	22.962	36.782	37.267	250.0	1:37.011	168.99	3.134	14:51:16.875
12 - D1	22.587	35.942	37.344	250.5	1:35.873	170.99	1.996	14:52:52.749
13 - D1	22.361	35.991	37.353	252.3	1:35.705	171.29	1.828	14:54:28.455
14 - D1	22.489	36.216	37.229	252.3	1:35.935	170.89	2.057	14:56:04.390
15 - D1	22.633	36.642	37.474	251.7	1:36.749	169.45	2.872	14:57:41.140
16 - D1	22.670	36.298	IN PIT	251.1	1:39.887	P 164.12	6.009	14:59:21.027
17 - D2	OUTLAP	36.643	37.151	242.6	3:08.836	86.81	1:34.958	15:02:29.863
18 - D2	22.962	36.203	36.579	248.2	1:35.745	171.22	1.867	15:04:05.608
19 - D2	22.552	35.128	36.483	249.4	1:34.164	(2) 174.10	0.286	15:05:39.772
20 - D2	22.473	34.974	36.430	251.1	1:33.877	(1) 174.63		15:07:13.650
21 - D2	22.514	34.950	36.720	250.0	1:34.184	(3) 174.06	0.307	15:08:47.835
22 - D2	22.516	35.074	36.869	249.4	1:34.460	173.55	0.582	15:10:22.295
23 - D2	22.492	35.420	37.132	249.4	1:35.045	172.49	1.167	15:11:57.340
24 - D2	22.620	35.496	36.648	250.0	1:34.765	173.00	0.887	15:13:32.105
25 - D2	22.722	35.203	36.666	251.1	1:34.591	173.31	0.713	15:15:06.697
26 - D2	22.365	36.006	37.815	252.3	1:36.187	170.44	2.309	15:16:42.884
27 - D2	22.596	35.053	36.750	251.7	1:34.399	173.66	0.522	15:18:17.284
28 - D2	22.433	35.956	37.049	251.1	1:35.439	171.77	1.561	15:19:52.723
29 - D2	22.401	35.367	37.335	251.1	1:35.103	172.38	1.226	15:21:27.827
30 - D2	22.642	35.129	37.115	249.4	1:34.886	172.77	1.009	15:23:02.713
31 - D2	22.719	35.020	37.246	249.4	1:34.986	172.59	1.108	15:24:37.699
32 - D2	22.577	36.200	36.845	248.8	1:35.622	171.44	1.745	15:26:13.322
33 - D2	22.536	35.201	36.952	249.4	1:34.690	173.13	0.812	15:27:48.012
34 - D2	22.582	35.313	37.241	250.5	1:35.136	172.32	1.259	15:29:23.149
35 - D2	22.485	35.666	36.605	250.0	1:34.756	173.01	0.879	15:30:57.906
36 - D2	22.450	35.056	36.995	250.5	1:34.501	173.48	0.624	15:32:32.408
37 - D2	22.318	35.709	36.983	252.3	1:35.010	172.55	1.133	15:34:07.418

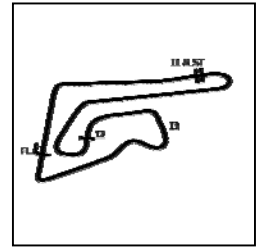
P5 19 GT3S FFF Racing Team by ACM				Lamborghini Huracan GT3				
IDEAL LAP TIME : 1:34.139		BEST LAP TIME : 1:34.423		DIFFERENCE : 0.283				
D1: Dennis LIND		D2: Martin KODRIC						
LAP	SECTOR 1	SECTOR 2	SECTOR 3	SPEED TRAP	LAP TIME	KPH	DIFF	TIME OF DAY
1 - D1		36.394	37.036	246.5	1:35.701	171.30	1.278	14:34:28.217
2 - D1	22.608	35.622	36.988	251.1	1:35.218	172.17	0.794	14:36:03.435
3 - D1	22.598	35.260	36.842	250.5	1:34.700	173.11	0.277	14:37:38.135
4 - D1	22.482	35.124	36.983	250.5	1:34.590	(3) 173.32	0.166	14:39:12.725
5 - D1	22.537	35.316	36.933	251.1	1:34.786	172.96	0.363	14:40:47.512
6 - D1	22.529	35.239	36.933	251.7	1:34.701	173.11	0.278	14:42:22.214
7 - D1	22.605	35.299	37.831	250.5	1:35.736	171.24	1.313	14:43:57.950
8 - D1	22.610	35.557	37.266	251.7	1:35.433	171.78	1.010	14:45:33.384
9 - D1	22.520	35.290	58.466	248.8	1:56.277	140.99	21.854	14:47:29.661
10 - D1	43.327	35.528	37.341	221.7	1:56.196	141.09	21.773	14:49:25.858
11 - D1	22.600	35.175	37.242	248.8	1:35.017	172.54	0.594	14:51:00.875
12 - D1	22.612	35.370	36.873	250.5	1:34.856	172.83	0.432	14:52:35.731
13 - D1	22.597	35.397	37.154	250.0	1:35.148	172.30	0.725	14:54:10.880
14 - D1	22.642	35.523	37.097	251.1	1:35.262	172.09	0.839	14:55:46.143
15 - D1	22.549	35.884	37.100	251.7	1:35.533	171.60	1.110	14:57:21.676
16 - D1	22.593	35.345	37.411	250.5	1:35.349	171.94	0.926	14:58:57.026
17 - D1	22.653	35.211	37.750	249.4	1:35.614	171.46	1.190	15:00:32.640

Weather / Track : Sunny / Dry

Chang International
Circuit Length = 4.554 km
Start: 14:32 Flag 15:33 End: 15:38

Blancpain GT Series Asia 2018

RACE 1 - SECTOR ANALYSIS



SECTOR 1 = FL to I1, SECTOR 2 = I1 to I2 SECTOR 3 = I2 to I3, SECTOR 4 = I3 to FL, DIFF = Difference To Personal Best Lap, P = Crossed Finish Line in Pit Lane, D = Time Disallowed

LAP	SECTOR 1	SECTOR 2	SECTOR 3	SECTOR 4	SPEED TRAP	LAP TIME	KPH	DIFF	TIME OF DAY
18 - D1	22.624	35.513	IN PIT	250.5	1:35.856	P	171.02	1.433	15:02:08.497
19 - D2	OUTLAP	36.678	37.532	238.9	3:04.053		89.07	1:29.629	15:05:12.550
20 - D2	22.872	35.807	36.818	248.2	1:35.498		171.67	1.075	15:06:48.048
21 - D2	22.448	35.259	36.824	250.0	1:34.531	(2)	173.42	0.108	15:08:22.580
22 - D2	22.560	35.377	37.153	249.4	1:35.091		172.40	0.667	15:09:57.671
23 - D2	22.525	35.752	36.906	251.1	1:35.183		172.23	0.760	15:11:32.855
24 - D2	22.652	35.564	36.925	250.5	1:35.142		172.31	0.719	15:13:07.997
25 - D2	22.428	35.941	36.882	251.1	1:35.251		172.11	0.828	15:14:43.249
26 - D2	22.524	35.661	37.487	251.1	1:35.673		171.35	1.249	15:16:18.922
27 - D2	22.532	35.433	37.306	253.5	1:35.271		172.08	0.848	15:17:54.194
28 - D2	22.388	35.398	36.901	251.1	1:34.688		173.14	0.265	15:19:28.882
29 - D2	22.377	35.526	36.789	249.4	1:34.687		173.14	0.264	15:21:03.569
30 - D2	22.587	35.542	36.764	248.8	1:34.893		172.76	0.470	15:22:38.463
31 - D2	22.797	35.578	IN PIT	247.7	1:36.702	P	169.53	2.279	15:24:15.166
32 - D2	OUTLAP	36.060	36.965	247.1	1:58.859		137.93	24.436	15:26:14.025
33 - D2	22.587	35.321	36.802	250.0	1:34.711		173.09	0.287	15:27:48.736
34 - D2	22.469	35.339	37.119	251.1	1:34.927		172.70	0.504	15:29:23.664
35 - D2	22.407	35.686	36.804	251.1	1:34.897		172.75	0.474	15:30:58.562
36 - D2	22.465	35.313	36.644	250.5	1:34.423 (1)	173.62			15:32:32.985
37 - D2	22.597	36.053	36.752	252.3	1:35.402		171.84	0.979	15:34:08.388

P6 18 GT3PA KCMG

Nissan GT-R NISMO GT3

IDEAL LAP TIME : 1:33.928

BEST LAP TIME : 1:34.104

DIFFERENCE : 0.175

D1: Yuke TANIGUCHI

D2: Tsugio MATSUDA

LAP	SECTOR 1	SECTOR 2	SECTOR 3	SPEED TRAP	LAP TIME	KPH	DIFF	TIME OF DAY	
1 - D1		37.121	38.324	240.0	1:44.190	157.35	10.086	14:34:36.705	
2 - D1	22.485	36.342	38.134	251.1	1:36.961	169.08	2.857	14:36:13.667	
3 - D1	23.396	35.939	37.205	247.1	1:36.540	169.81	2.436	14:37:50.207	
4 - D1	22.820	37.121	38.059	247.7	1:38.001	167.28	3.897	14:39:28.208	
5 - D1	22.453	35.849	37.559	250.0	1:35.861	171.02	1.757	14:41:04.070	
6 - D1	22.622	36.052	37.793	250.0	1:36.467	169.94	2.363	14:42:40.538	
7 - D1	23.049	35.658	40.140	251.1	1:38.848	165.85	4.744	14:44:19.386	
8 - D1	22.552	35.807	37.377	250.5	1:35.737	171.24	1.633	14:45:55.123	
9 - D1	22.900	39.213	1:12.322	248.2	2:14.436	121.94	40.331	14:48:09.559	
10 - D1	23.099	35.804	37.698	250.0	1:36.601	169.71	2.497	14:49:46.161	
11 - D1	22.957	35.894	37.877	248.2	1:36.728	169.48	2.624	14:51:22.890	
12 - D1	22.700	35.685	37.441	248.2	1:35.826	171.08	1.722	14:52:58.717	
13 - D1	22.505	36.316	38.620	250.0	1:37.441	168.24	3.337	14:54:36.158	
14 - D1	22.506	35.772	38.122	250.0	1:36.400	170.06	2.296	14:56:12.559	
15 - D1	22.615	35.659	37.204	251.1	1:35.479	171.70	1.375	14:57:48.038	
16 - D1	22.500	35.602	IN PIT	249.4	1:38.155	P	167.02	4.051	14:59:26.194
17 - D2	OUTLAP	36.254	37.316	245.4	3:05.355	88.44	1:31.251	15:02:31.549	
18 - D2	22.887	36.058	37.219	247.7	1:36.164	170.48	2.060	15:04:07.714	
19 - D2	22.453	35.499	36.710	249.4	1:34.663	173.18	0.559	15:05:42.377	
20 - D2	22.384	34.968	36.812	248.2	1:34.164	(2)	174.10	0.060	15:07:16.542
21 - D2	23.173	35.780	36.868	247.7	1:35.822	171.09	1.718	15:08:52.364	
22 - D2	22.403	35.107	36.973	248.2	1:34.483	173.51	0.379	15:10:26.848	
23 - D2	22.436	35.173	37.248	248.2	1:34.857	172.83	0.753	15:12:01.705	
24 - D2	22.465	35.147	37.411	248.2	1:35.023	172.52	0.919	15:13:36.729	
25 - D2	22.510	35.106	37.248	248.2	1:34.864	172.81	0.760	15:15:11.594	
26 - D2	22.384	35.114	37.150	248.8	1:34.649	173.21	0.545	15:16:46.243	
27 - D2	22.377	34.929	36.798	250.5	1:34.104 (1)	174.21		15:18:20.348	
28 - D2	22.289	35.261	36.918	251.1	1:34.468	173.54	0.363	15:19:54.816	
29 - D2	22.415	35.158	37.003	249.4	1:34.576	173.34	0.472	15:21:29.392	
30 - D2	22.444	35.558	37.209	249.4	1:35.211	172.18	1.107	15:23:04.604	
31 - D2	22.751	35.648	37.678	252.3	1:36.078	170.63	1.974	15:24:40.682	
32 - D2	23.054	35.312	36.803	248.2	1:35.170	172.26	1.066	15:26:15.852	
33 - D2	22.457	36.192	37.511	248.2	1:36.160	170.48	2.056	15:27:52.013	
34 - D2	22.720	35.286	37.092	247.1	1:35.099	172.39	0.994	15:29:27.112	
35 - D2	22.562	35.193	37.060	248.8	1:34.816	172.90	0.712	15:31:01.928	
36 - D2	22.422	35.060	36.910	248.8	1:34.392	(3)	173.68	0.288	15:32:36.321
37 - D2	22.370	35.119	36.963	249.4	1:34.453	173.57	0.349	15:34:10.774	

Weather / Track : Sunny / Dry

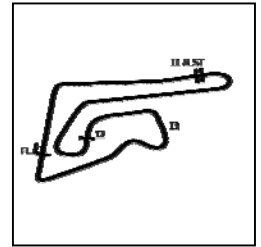
Chang International

Circuit Length = 4.554 km

Start: 14:32 Flag 15:33 End: 15:38

Blancpain GT Series Asia 2018

RACE 1 - SECTOR ANALYSIS



SECTOR 1 = FL to I1, SECTOR 2 = I1 to I2 SECTOR 3 = I2 to I3, SECTOR 4 = I3 to FL, DIFF = Difference To Personal Best Lap, P = Crossed Finish Line in Pit Lane, D = Time Disallowed

P7 86 GT3S OD Racing Team WRT				Audi R8 LMS GT3				
IDEAL LAP TIME : 1:35.046		BEST LAP TIME : 1:35.293		DIFFERENCE : 0.247				
D1: Aditya PATEL		D2: Mitchell GILBERT						
LAP	SECTOR 1	SECTOR 2	SECTOR 3	SPEED TRAP	LAP TIME	KPH	DIFF	TIME OF DAY
1 - D1		36.657	37.699	248.8	1:36.931	169.13	1.638	14:34:29.446
2 - D1	22.722	36.294	37.210	249.4	1:36.226	170.37	0.933	14:36:05.673
3 - D1	22.711	35.505	37.175	248.8	1:35.391 (2)	171.86	0.098	14:37:41.064
4 - D1	22.765	35.504	37.023	251.1	1:35.293 (1)	172.04		14:39:16.357
5 - D1	22.758	36.129	37.678	248.8	1:36.566	169.77	1.273	14:40:52.923
6 - D1	23.274	36.740	37.695	247.1	1:37.709	167.78	2.416	14:42:30.633
7 - D1	22.927	35.534	37.520	248.8	1:35.982	170.80	0.689	14:44:06.615
8 - D1	22.768	35.901	38.451	250.5	1:37.121	168.80	1.828	14:45:43.736
9 - D1	23.111	35.807	1:06.560	247.7	2:05.478	130.65	30.184	14:47:49.215
10 - D1	32.060	35.884	37.800	246.5	1:45.744	155.03	10.450	14:49:34.959
11 - D1	22.980	35.518	37.124	247.1	1:35.622	171.44	0.329	14:51:10.581
12 - D1	22.890	36.075	37.402	248.2	1:36.368	170.12	1.075	14:52:46.949
13 - D1	22.945	35.614	37.294	247.7	1:35.853	171.03	0.560	14:54:22.803
14 - D1	22.896	35.723	37.690	248.2	1:36.309	170.22	1.016	14:55:59.113
15 - D1	22.919	35.859	37.623	249.4	1:36.402	170.06	1.109	14:57:35.515
16 - D1	22.808	37.067	37.477	251.1	1:37.352	168.40	2.059	14:59:12.868
17 - D1	22.801	35.607	IN PIT	248.8	1:38.256 P	166.85	2.963	15:00:51.125
18 - D2	OUTLAP	36.200	37.347	242.1	3:03.959	89.11	1:28.666	15:03:55.084
19 - D2	22.824	35.629	37.040	246.5	1:35.494	171.67	0.200	15:05:30.578
20 - D2	22.817	35.573	37.742	248.2	1:36.132	170.53	0.839	15:07:06.711
21 - D2	22.859	35.690	37.140	248.2	1:35.690	171.32	0.397	15:08:42.401
22 - D2	22.995	35.781	36.992	247.1	1:35.768	171.18	0.475	15:10:18.170
23 - D2	22.665	35.596	37.274	248.8	1:35.536	171.60	0.243	15:11:53.706
24 - D2	22.767	35.694	37.633	247.7	1:36.095	170.60	0.801	15:13:29.801
25 - D2	22.737	35.681	36.981	248.2	1:35.399 (3)	171.84	0.106	15:15:05.201
26 - D2	22.825	35.675	37.058	247.7	1:35.559	171.56	0.266	15:16:40.760
27 - D2	22.794	35.446	37.308	248.8	1:35.548	171.58	0.255	15:18:16.309
28 - D2	22.751	35.823	37.148	250.0	1:35.722	171.26	0.429	15:19:52.032
29 - D2	22.773	35.444	37.296	247.7	1:35.513	171.64	0.220	15:21:27.545
30 - D2	22.801	35.891	37.157	248.8	1:35.849	171.04	0.556	15:23:03.395
31 - D2	22.847	35.399	37.718	248.2	1:35.965	170.83	0.671	15:24:39.360
32 - D2	22.922	36.002	37.148	247.7	1:36.073	170.64	0.780	15:26:15.433
33 - D2	22.775	36.063	37.527	248.8	1:36.366	170.12	1.072	15:27:51.799
34 - D2	23.522	35.696	37.610	247.1	1:36.828	169.31	1.535	15:29:28.628
35 - D2	23.012	35.709	37.426	248.2	1:36.148	170.51	0.855	15:31:04.776
36 - D2	22.684	35.536	37.434	248.8	1:35.655	171.39	0.361	15:32:40.431
37 - D2	22.834	36.223	37.780	248.8	1:36.837	169.29	1.544	15:34:17.269

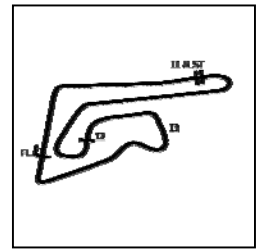
P8 23 GT3S KCMG				Nissan GT-R NISMO GT3				
IDEAL LAP TIME : 1:34.338		BEST LAP TIME : 1:34.772		DIFFERENCE : 0.434				
D1: Edoardo LIBERATI		D2: Florian STRAUSS						
LAP	SECTOR 1	SECTOR 2	SECTOR 3	SPEED TRAP	LAP TIME	KPH	DIFF	TIME OF DAY
1 - D1		36.618	37.995	248.2	1:38.413	166.58	3.640	14:34:30.928
2 - D1	22.441	35.813	37.146	249.4	1:35.401	171.84	0.628	14:36:06.329
3 - D1	22.481	35.862	36.957	254.1	1:35.300	172.02	0.528	14:37:41.630
4 - D1	22.523	35.871	36.857	253.5	1:35.251	172.11	0.478	14:39:16.882
5 - D1	22.433	36.178	37.707	252.3	1:36.319	170.20	1.546	14:40:53.201
6 - D1	23.077	35.438	37.128	247.7	1:35.644	171.40	0.872	14:42:28.845
7 - D1	22.416	35.598	36.845	250.0	1:34.859 (3)	172.82	0.087	14:44:03.705
8 - D1	22.362	36.246	37.923	250.0	1:36.532	169.83	1.759	14:45:40.237
9 - D1	22.453	35.697	57.448	249.4	1:55.598	141.82	20.826	14:47:35.836
10 - D1	38.902	35.659	37.126	236.8	1:51.688	146.78	16.915	14:49:27.524
11 - D1	22.472	35.292	37.163	248.8	1:34.928	172.70	0.155	14:51:02.452
12 - D1	22.326	35.634	37.058	251.7	1:35.018	172.53	0.246	14:52:37.471
13 - D1	22.576	35.760	37.375	251.1	1:35.711	171.28	0.939	14:54:13.183
14 - D1	22.367	35.675	37.390	252.3	1:35.433	171.78	0.660	14:55:48.616
15 - D1	22.285	35.720	38.010	256.5	1:36.016	170.74	1.243	14:57:24.632
16 - D1	22.737	35.773	36.987	250.0	1:35.498	171.67	0.725	14:59:00.130
17 - D1	22.491	35.335	37.800	250.0	1:35.626	171.44	0.854	15:00:35.757

Weather / Track : Sunny / Dry

Chang International
Circuit Length = 4.554 km
Start: 14:32 Flag 15:33 End: 15:38

Blancpain GT Series Asia 2018

RACE 1 - SECTOR ANALYSIS



SECTOR 1 = FL to I1, SECTOR 2 = I1 to I2 SECTOR 3 = I2 to I3, SECTOR 4 = I3 to FL, DIFF = Difference To Personal Best Lap, P = Crossed Finish Line in Pit Lane, D = Time Disallowed

18 - D1	22.393	35.349	37.179	250.0	1:34.921	172.71	0.149	15:02:10.678
19 - D1	22.514	36.067	37.140	249.4	1:35.721	171.27	0.948	15:03:46.400
20 - D1	36.423	37.438	IN PIT	192.8	1:53.332	P 144.65	18.560	15:05:39.733
21 - D2	OUTLAP	36.083	37.241	242.1	3:03.347	89.41	1:28.575	15:08:43.080
22 - D2	22.527	36.004	37.146	248.2	1:35.677	171.35	0.905	15:10:18.758
23 - D2	22.291	35.957	38.054	251.7	1:36.303	170.23	1.530	15:11:55.061
24 - D2	22.443	35.468	37.325	250.5	1:35.236	172.14	0.463	15:13:30.298
25 - D2	23.119	35.873	36.799	248.2	1:35.792	171.14	1.019	15:15:06.090
26 - D2	22.363	35.751	37.286	250.0	1:35.401	171.84	0.628	15:16:41.491
27 - D2	22.421	35.636	37.156	251.7	1:35.214	172.18	0.441	15:18:16.705
28 - D2	22.438	37.003	38.028	251.7	1:37.469	168.20	2.697	15:19:54.175
29 - D2	22.352	35.391	37.110	249.4	1:34.854	(2) 172.83	0.081	15:21:29.029
30 - D2	22.335	35.543	37.412	249.4	1:35.290	172.04	0.518	15:23:04.320
31 - D2	22.892	35.472	37.286	250.5	1:35.650	171.39	0.878	15:24:39.971
32 - D2	31.603	36.058	38.847	240.5	1:46.508	153.92	11.735	15:26:26.479
33 - D2	22.387	35.488	38.111	248.2	1:35.986	170.79	1.214	15:28:02.466
34 - D2	22.551	35.370	36.851	248.2	1:34.772 (1)	172.98		15:29:37.238
35 - D2	22.389	35.349	37.449	248.8	1:35.187	172.23	0.415	15:31:12.426
36 - D2	22.349	35.253	37.337	250.5	1:34.940	172.68	0.167	15:32:47.366
37 - D2	22.387	35.339	37.399	249.4	1:35.125	172.34	0.353	15:34:22.492

P9 7 GT3PA Absolute Racing

Audi R8 LMS GT3

IDEAL LAP TIME : 1:34.550

BEST LAP TIME : 1:34.880

DIFFERENCE : 0.330

D1: Andrew KIM

D2: Adderly FONG

LAP	SECTOR 1	SECTOR 2	SECTOR 3	SPEED TRAP	LAP TIME	KPH	DIFF	TIME OF DAY
1 - D1		38.017	39.885	248.2	1:42.110	160.55	7.230	14:34:34.626
2 - D1		36.820	38.314	247.1	1:38.848	165.85	3.968	14:36:13.474
3 - D1	23.984	36.401	37.986	247.1	1:38.371	166.65	3.491	14:37:51.846
4 - D1	23.211	36.009	37.816	247.1	1:37.036	168.95	2.156	14:39:28.883
5 - D1	23.002	36.000	37.499	247.1	1:36.501	169.88	1.620	14:41:05.384
6 - D1	22.940	35.991	37.348	247.7	1:36.279	170.27	1.399	14:42:41.663
7 - D1	22.929	35.940	39.143	248.8	1:38.013	167.26	3.132	14:44:19.676
8 - D1	23.022	36.061	37.478	248.8	1:36.561	169.78	1.681	14:45:56.238
9 - D1	23.137	39.388	1:11.822	247.1	2:14.347	122.02	39.467	14:48:10.586
10 - D1	23.465	36.821	37.581	246.0	1:37.868	167.51	2.987	14:49:48.454
11 - D1	24.053	35.824	37.560	244.8	1:37.437	168.25	2.557	14:51:25.892
12 - D1	22.958	36.198	37.608	248.2	1:36.764	169.42	1.883	14:53:02.656
13 - D1	23.118	35.880	38.098	247.1	1:37.096	168.84	2.215	14:54:39.752
14 - D1	23.273	35.997	37.776	246.0	1:37.047	168.93	2.166	14:56:16.799
15 - D1	22.882	35.889	37.604	248.8	1:36.376	170.10	1.495	14:57:53.175
16 - D1	22.996	35.914	IN PIT	247.1	1:39.229	P 165.21	4.348	14:59:32.405
17 - D2	OUTLAP	36.376	36.951	241.6	3:04.516	88.85	1:29.636	15:02:36.921
18 - D2	22.752	37.165	37.683	248.2	1:37.600	167.97	2.720	15:04:14.522
19 - D2	22.935	35.773	37.013	248.2	1:35.722	171.27	0.841	15:05:50.244
20 - D2	22.964	35.674	36.792	246.5	1:35.430	171.79	0.550	15:07:25.675
21 - D2	22.830	36.179	37.188	248.2	1:36.197	170.42	1.316	15:09:01.872
22 - D2	22.617	35.474	37.068	248.2	1:35.159	172.28	0.279	15:10:37.031
23 - D2	22.618	35.687	37.010	248.8	1:35.315	172.00	0.435	15:12:12.347
24 - D2	22.608	35.725	37.270	250.0	1:35.603	171.48	0.723	15:13:47.951
25 - D2	22.639	36.042	37.120	250.5	1:35.801	171.12	0.921	15:15:23.752
26 - D2	22.683	36.639	37.547	250.5	1:36.869	169.24	1.989	15:17:00.622
27 - D2	22.733	35.507	37.677	250.0	1:35.917	170.92	1.036	15:18:36.540
28 - D2	23.086	35.412	37.068	246.5	1:35.566	171.55	0.685	15:20:12.106
29 - D2	22.654	35.424	37.024	247.1	1:35.103	(3) 172.38	0.223	15:21:47.209
30 - D2	23.388	35.461	37.457	244.8	1:36.306	170.23	1.426	15:23:23.516
31 - D2	22.648	35.347	37.347	247.7	1:35.343	171.95	0.462	15:24:58.859
32 - D2	22.517	35.241	37.154	248.2	1:34.913	(2) 172.73	0.032	15:26:33.772
33 - D2	23.182	35.430	36.983	245.4	1:35.596	171.49	0.715	15:28:09.368
34 - D2	22.657	35.754	37.452	247.7	1:35.863	171.01	0.982	15:29:45.232
35 - D2	22.543	35.366	36.970	247.1	1:34.880 (1)	172.78		15:31:20.112
36 - D2	22.629	35.524	37.241	248.2	1:35.395	171.85	0.514	15:32:55.507
37 - D2	22.620	35.353	37.204	247.7	1:35.177	172.25	0.297	15:34:30.685

Weather / Track : Sunny / Dry

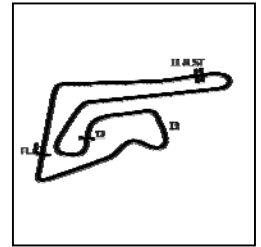
Chang International

Circuit Length = 4.554 km

Start: 14:32 Flag 15:33 End: 15:38

Blancpain GT Series Asia 2018

RACE 1 - SECTOR ANALYSIS



SECTOR 1 = FL to I1, SECTOR 2 = I1 to I2 SECTOR 3 = I2 to I3, SECTOR 4 = I3 to FL, DIFF = Difference To Personal Best Lap, P = Crossed Finish Line in Pit Lane, D = Time Disallowed

P10 37 GT3PA Absolute Racing				Audi R8 LMS GT3				
IDEAL LAP TIME : 1:34.698		BEST LAP TIME : 1:34.861		DIFFERENCE : 0.163				
D1: Anthony LIU		D2: Josh BURDON						
LAP	SECTOR 1	SECTOR 2	SECTOR 3	SPEED TRAP	LAP TIME	KPH	DIFF	TIME OF DAY
1 - D1		37.571	39.432	245.4	1:40.802	162.63	5.941	14:34:33.317
2 - D1	22.705	36.302	37.901	249.4	1:36.908	169.17	2.046	14:36:10.226
3 - D1	22.764	36.074	37.492	250.5	1:36.331	170.18	1.469	14:37:46.557
4 - D1	22.515	36.499	37.334	252.9	1:36.348	170.15	1.486	14:39:22.906
5 - D1	22.563	36.372	37.399	250.5	1:36.335	170.17	1.473	14:40:59.241
6 - D1	22.598	35.922	38.298	251.7	1:36.818	169.33	1.956	14:42:36.060
7 - D1	22.875	36.126	37.496	248.8	1:36.497	169.89	1.635	14:44:12.558
8 - D1	22.786	35.911	37.968	250.5	1:36.665	169.59	1.804	14:45:49.224
9 - D1	22.995	36.985	1:11.262	248.2	2:11.242	124.91	36.380	14:48:00.466
10 - D1	25.839	36.383	37.570	249.4	1:39.792	164.28	4.930	14:49:40.258
11 - D1	22.925	36.684	37.486	249.4	1:37.095	168.84	2.234	14:51:17.354
12 - D1	22.730	35.895	37.397	249.4	1:36.022	170.73	1.161	14:52:53.377
13 - D1	22.999	35.644	37.284	248.8	1:35.927	170.90	1.065	14:54:29.304
14 - D1	22.813	35.646	37.393	251.1	1:35.853	171.03	0.991	14:56:05.157
15 - D1	22.935	36.061	37.611	249.4	1:36.607	169.70	1.746	14:57:41.765
16 - D1	22.846	35.880	IN PIT	249.4	1:39.841	P 164.20	4.979	14:59:21.607
17 - D2	OUTLAP	35.588	36.961	243.7	3:12.667	85.09	1:37.805	15:02:34.274
18 - D2	22.879	36.177	37.338	248.8	1:36.395	170.07	1.533	15:04:10.669
19 - D2	22.604	35.402	37.197	249.4	1:35.203	172.20	0.341	15:05:45.873
20 - D2	22.471	35.354	37.036	250.5	1:34.861 (1)	172.82		15:07:20.735
21 - D2	27.708	36.557	37.584	235.8	1:41.849	160.96	6.988	15:09:02.585
22 - D2	22.676	35.396	37.002	249.4	1:35.075	(3) 172.43	0.213	15:10:37.660
23 - D2	22.625	36.063	37.107	250.0	1:35.796	171.13	0.934	15:12:13.456
24 - D2	22.642	35.585	37.887	249.4	1:36.114	170.57	1.253	15:13:49.571
25 - D2	22.758	35.390	38.738	249.4	1:36.886	169.21	2.024	15:15:26.458
26 - D2	22.969	35.323	37.820	247.7	1:36.112	170.57	1.250	15:17:02.570
27 - D2	22.847	35.496	36.981	249.4	1:35.324	171.98	0.462	15:18:37.895
28 - D2	22.588	35.610	37.299	248.8	1:35.497	171.67	0.636	15:20:13.392
29 - D2	22.833	35.741	37.317	250.0	1:35.891	170.96	1.029	15:21:49.284
30 - D2	22.693	35.457	37.159	250.0	1:35.309	172.01	0.448	15:23:24.594
31 - D2	22.980	35.351	37.138	247.1	1:35.469	171.72	0.607	15:25:00.063
32 - D2	22.674	35.857	37.094	248.2	1:35.625	171.44	0.763	15:26:35.688
33 - D2	22.678	35.575	37.025	248.2	1:35.278	172.06	0.416	15:28:10.966
34 - D2	22.695	35.368	37.198	247.7	1:35.262	172.09	0.400	15:29:46.228
35 - D2	22.581	35.366	37.040	249.4	1:34.987	(2) 172.59	0.125	15:31:21.216
36 - D2	22.595	35.621	36.903	249.4	1:35.120	172.35	0.258	15:32:56.336
37 - D2	22.568	35.516	37.142	250.0	1:35.226	172.16	0.364	15:34:31.563

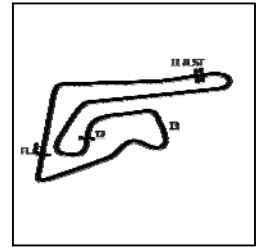
P11 911 GT3S Craft Bamboo Racing				Porsche 991 GT3R				
IDEAL LAP TIME : 1:35.177		BEST LAP TIME : 1:35.569		DIFFERENCE : 0.391				
D1: Sandy STUVIK		D2: Shae DAVIES						
LAP	SECTOR 1	SECTOR 2	SECTOR 3	SPEED TRAP	LAP TIME	KPH	DIFF	TIME OF DAY
1 - D1		36.765	39.105	247.1	1:41.816	161.01	6.247	14:34:34.331
2 - D1	23.650	36.623	37.755	245.4	1:38.028	167.24	2.459	14:36:12.360
3 - D1	22.761	36.356	37.587	250.0	1:36.705	169.52	1.135	14:37:49.065
4 - D1	22.869	37.124	37.455	249.4	1:37.449	168.23	1.880	14:39:26.514
5 - D1	22.819	36.014	37.549	249.4	1:36.382	170.09	0.813	14:41:02.897
6 - D1	22.896	35.959	37.707	248.8	1:36.562	169.77	0.993	14:42:39.460
7 - D1	22.880	36.158	38.614	251.7	1:37.653	167.88	2.084	14:44:17.113
8 - D1	22.777	36.201	37.869	250.0	1:36.848	169.27	1.279	14:45:53.961
9 - D1	23.024	39.566	1:11.724	248.2	2:14.315	122.05	38.746	14:48:08.276
10 - D1	23.236	36.265	37.982	246.0	1:37.483	168.17	1.914	14:49:45.760
11 - D1	23.292	36.344	37.927	247.1	1:37.563	168.03	1.994	14:51:23.324
12 - D1	23.044	35.896	37.666	247.7	1:36.607	169.70	1.037	14:52:59.931
13 - D1	22.858	36.126	37.809	248.8	1:36.794	169.37	1.225	14:54:36.725
14 - D1	22.832	36.033	38.465	250.5	1:37.331	168.43	1.761	14:56:14.056
15 - D1	22.835	37.081	37.765	250.0	1:37.681	167.83	2.112	14:57:51.738
16 - D1	22.808	36.130	37.619	249.4	1:36.558	169.78	0.989	14:59:28.296
17 - D1	22.750	36.032	IN PIT	248.8	1:37.439	P 168.25	1.870	15:01:05.736

Weather / Track : Sunny / Dry

Chang International
Circuit Length = 4.554 km
Start: 14:32 Flag 15:33 End: 15:38

Blancpain GT Series Asia 2018

RACE 1 - SECTOR ANALYSIS



SECTOR 1 = FL to I1, SECTOR 2 = I1 to I2 SECTOR 3 = I2 to I3, SECTOR 4 = I3 to FL, DIFF = Difference To Personal Best Lap, P = Crossed Finish Line in Pit Lane, D = Time Disallowed

Lap	Time	S1	S2	S3	S4	Diff	P	D	Total
18 - D2	OUTLAP	36.459	37.717	244.8	3:03.826	89.18		1:28.256	15:04:09.562
19 - D2	22.906	35.759	37.101	247.1	1:35.766	171.19		0.197	15:05:45.328
20 - D2	22.777	36.273	36.991	248.2	1:36.041	170.70		0.472	15:07:21.370
21 - D2	23.604	36.311	37.250	244.8	1:37.166	168.72		1.596	15:08:58.536
22 - D2	22.750	35.652	37.382	248.2	1:35.784	171.15		0.215	15:10:34.321
23 - D2	22.711	35.796	37.116	250.0	1:35.624 (2)	171.44		0.055	15:12:09.945
24 - D2	22.862	36.592	37.824	248.8	1:37.278	168.52		1.709	15:13:47.224
25 - D2	22.872	35.958	37.391	248.8	1:36.222	170.38		0.653	15:15:23.446
26 - D2	22.722	36.488	37.324	249.4	1:36.534	169.82		0.965	15:16:59.981
27 - D2	22.770	35.739	38.022	249.4	1:36.532	169.83		0.962	15:18:36.513
28 - D2	23.074	36.115	37.478	251.1	1:36.668	169.59		1.099	15:20:13.181
29 - D2	22.739	35.625	37.387	249.4	1:35.751	171.21		0.182	15:21:48.933
30 - D2	22.775	36.270	37.406	248.2	1:36.452	169.97		0.883	15:23:25.385
31 - D2	22.879	35.732	37.838	247.7	1:36.449	169.97		0.880	15:25:01.835
32 - D2	22.751	35.848	38.264	249.4	1:36.863	169.25		1.294	15:26:38.699
33 - D2	22.731	36.752	37.259	250.5	1:36.743	169.46		1.174	15:28:15.442
34 - D2	22.686	35.558	37.325	247.7	1:35.569 (1)	171.54			15:29:51.012
35 - D2	22.906	35.591	37.228	247.7	1:35.725	171.26		0.156	15:31:26.737
36 - D2	22.628	35.684	37.355	249.4	1:35.667 (3)	171.36		0.098	15:33:02.405
37 - D2	22.874	35.676	37.389	250.0	1:35.939	170.88		0.369	15:34:38.344

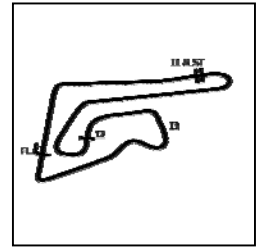
P12 97 GT3PA Indigo Racing				Mercedes-AMG GT3					
IDEAL LAP TIME : 1:34.911		BEST LAP TIME : 1:35.110		DIFFERENCE : 0.198					
D1: Juwon SEO		D2: Roelof BRUINS							
LAP	SECTOR 1	SECTOR 2	SECTOR 3	SPEED TRAP	LAP TIME	KPH	DIFF	TIME OF DAY	
1 - D1		37.427	38.393	245.4	1:39.142	165.36	4.031	14:34:31.657	
2 - D1	23.122	36.199	37.575	244.8	1:36.896	169.19	1.786	14:36:08.554	
3 - D1	22.832	35.854	37.715	246.0	1:36.401	170.06	1.291	14:37:44.956	
4 - D1	22.859	35.712	37.661	247.1	1:36.232	170.36	1.121	14:39:21.188	
5 - D1	22.987	35.794	37.635	246.0	1:36.417	170.03	1.307	14:40:57.605	
6 - D1	22.791	35.748	37.824	247.1	1:36.363	170.13	1.252	14:42:33.969	
7 - D1	22.865	35.741	37.626	246.5	1:36.232	170.36	1.122	14:44:10.201	
8 - D1	22.839	35.739	38.822	246.5	1:37.400	168.31	2.290	14:45:47.602	
9 - D1	22.992	36.368	1:09.709	245.4	2:09.069	127.01	33.959	14:47:56.671	
10 - D1	28.300	35.853	37.964	243.2	1:42.117	160.54	7.007	14:49:38.789	
11 - D1	22.834	35.796	37.678	247.7	1:36.309	170.22	1.198	14:51:15.098	
12 - D1	22.872	35.648	37.661	246.0	1:36.182	170.45	1.071	14:52:51.280	
13 - D1	22.967	35.788	37.668	246.5	1:36.424	170.02	1.313	14:54:27.704	
14 - D1	22.865	35.689	37.571	247.1	1:36.125	170.55	1.015	14:56:03.830	
15 - D1	23.062	37.531	37.827	247.1	1:38.420	166.57	3.310	14:57:42.251	
16 - D1	22.927	35.998	37.914	248.2	1:36.839	169.29	1.729	14:59:19.091	
17 - D1	23.075	36.299	IN PIT	245.4	1:42.683 P	159.65	7.573	15:01:01.775	
18 - D2	OUTLAP	37.071	38.254	241.0	3:10.185	86.20	1:35.075	15:04:11.960	
19 - D2	22.912	35.562	37.610	245.4	1:36.084	170.62	0.974	15:05:48.045	
20 - D2	22.825	35.539	37.291	245.4	1:35.656	171.38	0.546	15:07:23.701	
21 - D2	22.925	36.043	37.398	245.4	1:36.366	170.12	1.255	15:09:00.068	
22 - D2	22.718	35.555	37.170	245.4	1:35.444	171.76	0.333	15:10:35.512	
23 - D2	22.683	36.018	37.482	248.2	1:36.184	170.44	1.073	15:12:11.696	
24 - D2	22.657	35.701	37.872	248.8	1:36.230	170.36	1.120	15:13:47.927	
25 - D2	22.542	36.547	38.131	247.7	1:37.220	168.63	2.109	15:15:25.148	
26 - D2	22.699	35.728	39.238	247.1	1:37.666	167.86	2.555	15:17:02.814	
27 - D2	23.047	37.534	38.347	247.7	1:38.929	165.71	3.818	15:18:41.743	
28 - D2	22.859	36.438	37.314	242.1	1:36.611	169.69	1.501	15:20:18.355	
29 - D2	22.729	35.353	37.027	246.0	1:35.110 (1)	172.37		15:21:53.465	
30 - D2	22.774	36.347	37.321	245.4	1:36.442	169.99	1.332	15:23:29.908	
31 - D2	22.738	35.384	37.418	246.0	1:35.541	171.59	0.431	15:25:05.449	
32 - D2	22.773	35.477	37.634	246.5	1:35.884	170.98	0.774	15:26:41.334	
33 - D2	22.684	35.881	37.390	247.1	1:35.955	170.85	0.845	15:28:17.290	
34 - D2	22.663	35.342	37.183	246.5	1:35.189 (3)	172.22	0.078	15:29:52.479	
35 - D2	22.659	35.411	37.073	246.5	1:35.144 (2)	172.31	0.033	15:31:27.623	
36 - D2	22.555	35.992	37.356	248.2	1:35.903	170.94	0.793	15:33:03.527	
37 - D2	22.573	35.758	37.480	248.2	1:35.812	171.10	0.701	15:34:39.339	

Weather / Track : Sunny / Dry

Chang International
Circuit Length = 4.554 km
Start: 14:32 Flag 15:33 End: 15:38

Blancpain GT Series Asia 2018

RACE 1 - SECTOR ANALYSIS



SECTOR 1 = FL to I1, SECTOR 2 = I1 to I2 SECTOR 3 = I2 to I3, SECTOR 4 = I3 to FL, DIFF = Difference To Personal Best Lap, P = Crossed Finish Line in Pit Lane, D = Time Disallowed

P13 28 GT3PA HubAuto Corsa				Ferrari 488 GT3				
IDEAL LAP TIME : 1:33.569		BEST LAP TIME : 1:33.698		DIFFERENCE : 0.129				
D1: Morris CHEN		D2: Tim SLADE						
LAP	SECTOR 1	SECTOR 2	SECTOR 3	SPEED TRAP	LAP TIME	KPH	DIFF	TIME OF DAY
1 - D1		36.949	38.642	244.3	1:43.042	159.10	9.344	14:34:35.558
2 - D1	23.044	37.240	38.604	251.1	1:38.888	165.78	5.189	14:36:14.446
3 - D1	23.132	36.621	38.507	249.4	1:38.261	166.84	4.562	14:37:52.707
4 - D1	23.151	36.046	38.379	248.8	1:37.577	168.01	3.879	14:39:30.284
5 - D1	23.054	36.105	38.603	248.8	1:37.762	167.69	4.063	14:41:08.047
6 - D1	23.304	36.922	38.721	248.8	1:38.947	165.68	5.249	14:42:46.995
7 - D1	23.136	37.762	38.846	248.2	1:39.744	164.36	6.045	14:44:26.739
8 - D1	23.290	36.686	38.697	248.2	1:38.674	166.14	4.975	14:46:05.413
9 - D1	23.198	55.252	58.831	247.1	2:17.282	119.42	43.583	14:48:22.695
10 - D1	23.481	37.357	39.505	245.4	1:40.343	163.38	6.645	14:50:03.039
11 - D1	23.839	37.048	39.031	246.5	1:39.918	164.07	6.220	14:51:42.958
12 - D1	23.467	36.771	39.347	245.4	1:39.586	164.62	5.887	14:53:22.544
13 - D1	23.391	36.594	38.588	246.5	1:38.574	166.31	4.875	14:55:01.118
14 - D1	22.891	37.002	39.220	250.0	1:39.114	165.40	5.415	14:56:40.232
15 - D1	23.063	37.043	38.805	248.2	1:38.911	165.74	5.213	14:58:19.144
16 - D1	23.025	37.166	IN PIT	248.2	1:41.931	P 160.83	8.233	15:00:01.076
17 - D2	OUTLAP	36.114	37.202	243.7	3:02.428	89.86	1:28.729	15:03:03.504
18 - D2	22.402	35.413	37.661	248.2	1:35.477	171.71	1.778	15:04:38.981
19 - D2	22.156	35.129	36.599	248.2	1:33.884 (2)	174.62	0.186	15:06:12.866
20 - D2	22.371	35.007	36.740	250.0	1:34.118 (3)	174.18	0.420	15:07:46.985
21 - D2	22.562	35.061	36.660	249.4	1:34.284	173.88	0.585	15:09:21.269
22 - D2	22.438	36.393	36.894	249.4	1:35.725	171.26	2.027	15:10:56.995
23 - D2	22.285	34.948	36.465	249.4	1:33.698 (1)	174.96		15:12:30.694
24 - D2	22.482	35.615	37.257	249.4	1:35.354	171.93	1.655	15:14:06.048
25 - D2	22.354	35.016	37.230	249.4	1:34.600	173.30	0.902	15:15:40.649
26 - D2	22.422	35.486	37.837	250.5	1:35.745	171.22	2.046	15:17:16.394
27 - D2	22.438	35.343	37.290	250.0	1:35.071	172.44	1.372	15:18:51.465
28 - D2	22.498	35.094	36.797	250.0	1:34.389	173.68	0.691	15:20:25.855
29 - D2	22.411	35.063	36.769	249.4	1:34.244	173.95	0.545	15:22:00.099
30 - D2	22.545	35.163	37.012	247.7	1:34.720	173.08	1.022	15:23:34.820
31 - D2	22.488	35.014	36.865	247.7	1:34.368	173.72	0.670	15:25:09.188
32 - D2	22.496	35.864	37.444	250.0	1:35.805	171.12	2.106	15:26:44.993
33 - D2	23.159	36.864	37.753	237.3	1:37.776	167.67	4.078	15:28:22.770
34 - D2	22.469	35.165	36.747	248.8	1:34.381	173.70	0.683	15:29:57.152
35 - D2	22.475	35.350	36.676	248.8	1:34.502	173.48	0.803	15:31:31.654
36 - D2	22.458	35.054	36.674	249.4	1:34.187	174.06	0.488	15:33:05.841
37 - D2	22.311	35.880	36.739	251.1	1:34.930	172.69	1.232	15:34:40.772

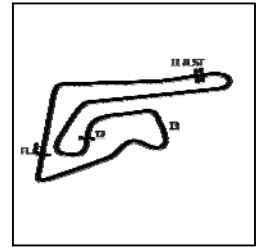
P14 991 GT3S Craft Bamboo Racing				Porsche 991 GT3R				
IDEAL LAP TIME : 1:35.502		BEST LAP TIME : 1:35.929		DIFFERENCE : 0.427				
D1: Aidan READ		D2: Darryl O'YOUNG						
LAP	SECTOR 1	SECTOR 2	SECTOR 3	SPEED TRAP	LAP TIME	KPH	DIFF	TIME OF DAY
1 - D1		37.315	39.726	247.1	1:42.089	160.58	6.159	14:34:34.604
2 - D1	23.435	36.045	37.820	244.3	1:37.300	168.49	1.370	14:36:11.905
3 - D1	23.048	36.042	37.261	247.1	1:36.351	170.15	0.421	14:37:48.256
4 - D1	22.780	35.724	38.249	248.2	1:36.753	169.44	0.824	14:39:25.010
5 - D1	22.897	35.895	37.637	248.2	1:36.429	170.01	0.500	14:41:01.440
6 - D1	22.904	36.146	37.721	248.8	1:36.771	169.41	0.841	14:42:38.211
7 - D1	22.873	36.000	38.268	248.2	1:37.141	168.76	1.212	14:44:15.352
8 - D1	22.951	35.853	37.805	247.1	1:36.609	169.69	0.680	14:45:51.962
9 - D1	22.850	36.031	1:14.373	246.0	2:13.254	123.03	37.324	14:48:05.217
10 - D1	23.654	36.333	37.547	246.0	1:37.534	168.08	1.605	14:49:42.751
11 - D1	22.780	36.800	37.989	247.7	1:37.569	168.02	1.639	14:51:20.321
12 - D1	22.802	35.855	37.497	246.0	1:36.154	170.50	0.224	14:52:56.475
13 - D1	22.763	35.941	37.616	248.8	1:36.320	170.20	0.391	14:54:32.796
14 - D1	22.699	36.080	37.715	248.8	1:36.495	169.89	0.565	14:56:09.291
15 - D1	22.719	36.003	37.691	248.8	1:36.413	170.04	0.483	14:57:45.705
16 - D1	22.836	35.981	IN PIT	247.7	1:39.337	P 165.03	3.408	14:59:25.043
17 - D2	OUTLAP	36.230	37.474	240.5	3:05.729	88.27	1:29.800	15:02:30.772

Weather / Track : Sunny / Dry

Chang International
Circuit Length = 4.554 km
Start: 14:32 Flag 15:33 End: 15:38

Blancpain GT Series Asia 2018

RACE 1 - SECTOR ANALYSIS



SECTOR 1 = FL to I1, SECTOR 2 = I1 to I2 SECTOR 3 = I2 to I3, SECTOR 4 = I3 to FL, DIFF = Difference To Personal Best Lap, P = Crossed Finish Line in Pit Lane, D = Time Disallowed

18 - D2	23.176	36.279	37.183	244.3	1:36.638	169.64	0.708	15:04:07.411
19 - D2	22.706	36.255	37.525	246.0	1:36.487	169.91	0.557	15:05:43.898
20 - D2	22.919	35.631	37.555	246.0	1:36.106	170.58	0.176	15:07:20.004
21 - D2	22.817	36.226	37.771	246.0	1:36.815	169.33	0.885	15:08:56.819
22 - D2	22.900	35.937	37.771	246.0	1:36.608	169.69	0.679	15:10:33.428
23 - D2	22.757	35.712	37.460	245.4	1:35.929 (1)	170.90		15:12:09.358
24 - D2	22.921	36.911	37.463	244.8	1:37.296	168.49	1.366	15:13:46.654
25 - D2	22.879	37.819	39.630	246.0	1:40.329	163.40	4.399	15:15:26.983
26 - D2	22.809	35.958	37.534	248.2	1:36.301	170.23	0.372	15:17:03.285
27 - D2	22.688	37.194	38.082	250.0	1:37.965	167.34	2.035	15:18:41.250
28 - D2	23.367	37.253	37.778	244.3	1:38.398	166.61	2.468	15:20:19.649
29 - D2	22.903	35.781	37.249	246.5	1:35.933 (2)	170.89	0.004	15:21:55.583
30 - D2	22.935	36.001	37.263	244.8	1:36.199	170.42	0.269	15:23:31.782
31 - D2	22.699	36.248	37.277	246.5	1:36.225	170.37	0.295	15:25:08.007
32 - D2	22.772	36.166	37.638	246.0	1:36.576	169.75	0.646	15:26:44.584
33 - D2	23.393	36.788	38.640	243.2	1:38.822	165.89	2.892	15:28:23.406
34 - D2	22.737	35.997	37.248	247.1	1:35.983 (3)	170.80	0.053	15:29:59.389
35 - D2	22.751	35.844	37.684	246.0	1:36.279	170.27	0.350	15:31:35.669
36 - D2	22.794	36.050	37.512	246.0	1:36.356	170.14	0.427	15:33:12.026
37 - D2	23.079	36.067	38.190	246.0	1:37.336	168.43	1.406	15:34:49.363

P15 5 GT3S Phoenix Racing Asia

Audi R8 LMS GT3

IDEAL LAP TIME : 1:34.950

BEST LAP TIME : 1:35.300

DIFFERENCE : 0.349

D1: Marchy LEE

D2: Alex YOONG

LAP	SECTOR 1	SECTOR 2	SECTOR 3	SPEED TRAP	LAP TIME	KPH	DIFF	TIME OF DAY
1 - D1		37.228	38.936	246.5	1:40.824	162.60	5.524	14:34:33.340
2 - D1	23.020	36.213	37.979	248.2	1:37.212	168.64	1.912	14:36:10.552
3 - D1	22.818	36.066	37.886	248.2	1:36.771	169.41	1.471	14:37:47.323
4 - D1	22.918	35.950	37.417	248.2	1:36.285	170.26	0.985	14:39:23.609
5 - D1	22.767	35.988	37.509	249.4	1:36.264	170.30	0.964	14:40:59.873
6 - D1	22.976	35.937	37.450	247.7	1:36.363	170.13	1.063	14:42:36.237
7 - D1	23.049	36.886	46.627	249.4	1:46.562	153.84	11.262	14:44:22.799
8 - D1	22.920	35.952	37.428	247.7	1:36.301	170.24	1.000	14:45:59.100
9 - D1	22.949	40.769	1:10.597	246.0	2:14.316	122.05	39.016	14:48:13.416
10 - D1	23.288	36.223	37.958	246.0	1:37.469	168.20	2.169	14:49:50.886
11 - D1	23.010	36.058	37.482	249.4	1:36.550	169.80	1.250	14:51:27.437
12 - D1	22.861	36.714	37.719	247.1	1:37.295	168.50	1.995	14:53:04.732
13 - D1	22.967	36.038	37.933	246.5	1:36.938	169.12	1.638	14:54:41.671
14 - D1	22.887	36.008	37.558	248.8	1:36.454	169.96	1.154	14:56:18.125
15 - D1	22.842	36.261	37.646	248.2	1:36.749	169.45	1.449	14:57:54.875
16 - D1	23.027	36.026	37.620	247.7	1:36.674	169.58	1.373	14:59:31.549
17 - D1	23.035	36.061	IN PIT	246.5	1:38.535 P	166.38	3.235	15:01:10.085
18 - D2	OUTLAP	36.644	37.997	242.6	3:04.152	89.02	1:28.851	15:04:14.237
19 - D2	23.019	35.572	37.199	245.4	1:35.791	171.14	0.491	15:05:50.028
20 - D2	22.859	36.333	37.278	246.5	1:36.471	169.94	1.171	15:07:26.499
21 - D2	22.794	36.003	37.750	248.2	1:36.548	169.80	1.248	15:09:03.047
22 - D2	22.765	35.563	37.230	249.4	1:35.558	171.56	0.258	15:10:38.606
23 - D2	22.701	35.890	37.482	248.2	1:36.074	170.64	0.774	15:12:14.680
24 - D2	22.650	35.469	38.091	247.7	1:36.210	170.40	0.910	15:13:50.891
25 - D2	22.720	35.679	IN PIT	250.0	1:38.610 P	166.25	3.310	15:15:29.502
26 - D2	OUTLAP	36.063	37.112	244.8	1:56.879	140.26	21.579	15:17:26.381
27 - D2	23.452	35.372	37.709	245.4	1:36.533	169.83	1.233	15:19:02.915
28 - D2	22.609	35.450	37.254	247.7	1:35.314 (3)	172.00	0.014	15:20:38.229
29 - D2	22.651	36.091	37.553	247.1	1:36.295	170.25	0.995	15:22:14.525
30 - D2	22.765	35.990	37.139	246.0	1:35.895	170.96	0.595	15:23:50.420
31 - D2	22.856	35.525	37.558	246.0	1:35.939	170.88	0.639	15:25:26.360
32 - D2	22.760	35.982	37.735	246.0	1:36.477	169.92	1.177	15:27:02.838
33 - D2	22.748	35.484	37.076	246.5	1:35.308 (2)	172.01	0.008	15:28:38.147
34 - D2	22.794	35.598	38.260	246.5	1:36.652	169.62	1.352	15:30:14.799
35 - D2	22.776	35.480	37.043	247.1	1:35.300 (1)	172.02		15:31:50.099
36 - D2	22.816	35.319	37.254	247.1	1:35.390	171.86	0.089	15:33:25.489
37 - D2	22.588	35.802	37.153	250.0	1:35.543	171.59	0.243	15:35:01.033

Weather / Track : Sunny / Dry

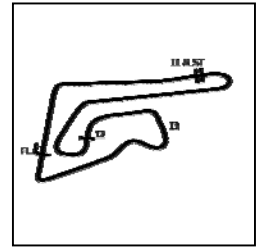
Chang International

Circuit Length = 4.554 km

Start: 14:32 Flag 15:33 End: 15:38

Blancpain GT Series Asia 2018

RACE 1 - SECTOR ANALYSIS



SECTOR 1 = FL to I1, SECTOR 2 = I1 to I2 SECTOR 3 = I2 to I3, SECTOR 4 = I3 to FL, DIFF = Difference To Personal Best Lap, P = Crossed Finish Line in Pit Lane, D = Time Disallowed

P16 45 GT3AM KCMG				Audi R8 LMS GT3				
IDEAL LAP TIME : 1:36.628		BEST LAP TIME : 1:36.775		DIFFERENCE : 0.147				
D1: Naoto TAKEDA		D2: Takuya SHIRASAKA						
LAP	SECTOR 1	SECTOR 2	SECTOR 3	SPEED TRAP	LAP TIME	KPH	DIFF	TIME OF DAY
1 - D1		40.824	40.825	241.6	1:51.202	147.42	14.427	14:34:43.717
2 - D1	23.482	36.949	39.443	247.1	1:39.874	164.15	3.099	14:36:23.592
3 - D1	24.152	37.791	39.836	246.5	1:41.779	161.07	5.004	14:38:05.372
4 - D1	23.612	38.038	39.538	248.2	1:41.189	162.01	4.414	14:39:46.561
5 - D1	23.298	37.052	38.585	249.4	1:38.935	165.70	2.160	14:41:25.497
6 - D1	23.485	36.936	39.061	247.1	1:39.483	164.79	2.707	14:43:04.980
7 - D1	23.383	37.427	39.842	248.8	1:40.653	162.88	3.877	14:44:45.633
8 - D1	23.624	38.366	39.227	247.1	1:41.218	161.97	4.442	14:46:26.851
9 - D1	24.019	1:15.175	39.526	167.7	2:18.721	118.18	41.945	14:48:45.572
10 - D1	23.512	37.219	40.117	246.0	1:40.849	162.56	4.074	14:50:26.421
11 - D1	23.508	37.205	39.001	246.5	1:39.714	164.41	2.939	14:52:06.136
12 - D1	23.481	37.238	40.149	246.0	1:40.869	162.53	4.094	14:53:47.005
13 - D1	23.749	37.440	39.985	247.1	1:41.174	162.04	4.399	14:55:28.180
14 - D1	23.742	37.277	39.330	247.7	1:40.349	163.37	3.574	14:57:08.530
15 - D1	23.521	37.700	IN PIT	247.7	1:45.089	P 156.00	8.313	14:58:53.619
16 - D2	OUTLAP	38.913	39.412	241.0	3:14.717	84.19	1:37.942	15:02:08.336
17 - D2	23.613	37.800	38.444	246.0	1:39.857	164.17	3.082	15:03:48.194
18 - D2	23.271	36.386	38.295	246.0	1:37.953	167.36	1.178	15:05:26.147
19 - D2	23.093	36.410	38.102	248.2	1:37.606	167.96	0.831	15:07:03.753
20 - D2	23.059	36.216	38.277	247.7	1:37.552	168.05	0.777	15:08:41.306
21 - D2	24.332	36.607	37.858	243.7	1:38.797	165.93	2.022	15:10:20.104
22 - D2	22.978	36.280	38.944	248.8	1:38.202	166.94	1.426	15:11:58.306
23 - D2	23.043	36.157	39.833	247.7	1:39.033	165.54	2.258	15:13:37.339
24 - D2	23.236	36.440	38.663	249.4	1:38.339	166.71	1.564	15:15:15.679
25 - D2	23.553	36.336	37.987	246.5	1:37.877	167.49	1.102	15:16:53.556
26 - D2	23.003	36.751	38.000	248.2	1:37.755	167.70	0.980	15:18:31.311
27 - D2	22.995	36.107	37.673	248.2	1:36.775 (1)	169.40		15:20:08.087
28 - D2	22.919	36.036	38.249	247.7	1:37.204	(2) 168.65	0.429	15:21:45.291
29 - D2	23.164	36.287	39.651	246.5	1:39.103	165.42	2.327	15:23:24.394
30 - D2	23.955	37.310	39.224	243.2	1:40.490	163.14	3.714	15:25:04.884
31 - D2	23.013	37.054	38.688	247.7	1:38.756	166.00	1.981	15:26:43.640
32 - D2	23.903	37.967	39.184	246.0	1:41.054	162.23	4.279	15:28:24.695
33 - D2	23.043	36.518	38.312	248.2	1:37.874	167.50	1.099	15:30:02.569
34 - D2	22.990	36.332	38.124	247.7	1:37.447	168.23	0.671	15:31:40.016
35 - D2	23.057	36.263	37.911	249.4	1:37.231	(3) 168.61	0.456	15:33:17.248
36 - D2	22.962	37.241	39.696	248.8	1:39.899	164.10	3.124	15:34:57.148

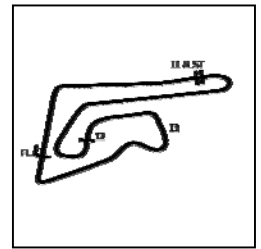
P17 888 GT3PA GruppeM Racing Team				Mercedes-AMG GT3				
IDEAL LAP TIME : 1:34.089		BEST LAP TIME : 1:34.323		DIFFERENCE : 0.234				
D1: Alexander MATTSCHULL		D2: Maximilian BUHK						
LAP	SECTOR 1	SECTOR 2	SECTOR 3	SPEED TRAP	LAP TIME	KPH	DIFF	TIME OF DAY
1 - D1		36.970	39.642	246.0	1:39.632	164.54	5.309	14:34:32.147
2 - D1	22.783	36.624	37.629	246.5	1:37.036	168.95	2.713	14:36:09.184
3 - D1	22.728	35.900	37.779	247.7	1:36.407	170.05	2.084	14:37:45.592
4 - D1	22.746	35.868	37.666	248.8	1:36.280	170.27	1.957	14:39:21.872
5 - D1	22.893	35.694	37.580	247.7	1:36.167	170.47	1.844	14:40:58.040
6 - D1	22.943	35.941	38.623	247.1	1:37.507	168.13	3.184	14:42:35.548
7 - D1	23.440	37.013	IN PIT	244.8	2:49.309	P 96.83	1:14.985	14:45:24.857
8 - D1	OUTLAP	1:12.787	38.230	80.0	3:23.527	80.55	1:49.204	14:48:48.384
9 - D1	22.988	36.281	37.856	244.8	1:37.125	168.79	2.802	14:50:25.510
10 - D1	22.933	36.014	37.504	244.8	1:36.452	169.97	2.129	14:52:01.962
11 - D1	22.626	35.775	37.972	246.0	1:36.373	170.11	2.050	14:53:38.336
12 - D1	22.743	36.233	38.178	248.2	1:37.155	168.74	2.831	14:55:15.491
13 - D1	22.940	36.338	37.374	248.2	1:36.653	169.62	2.330	14:56:52.144
14 - D1	22.658	35.785	38.006	248.8	1:36.449	169.97	2.126	14:58:28.594
15 - D1	22.778	35.751	37.248	246.5	1:35.777	171.17	1.454	15:00:04.371
16 - D1	22.839	35.823	37.422	246.5	1:36.085	170.62	1.761	15:01:40.456
17 - D1	22.768	35.404	37.030	246.0	1:35.202	172.20	0.879	15:03:15.659
18 - D1	22.754	35.528	37.167	246.5	1:35.450	171.75	1.126	15:04:51.109

Weather / Track : Sunny / Dry

Chang International
Circuit Length = 4.554 km
Start: 14:32 Flag 15:33 End: 15:38

Blancpain GT Series Asia 2018

RACE 1 - SECTOR ANALYSIS



SECTOR 1 = FL to I1, SECTOR 2 = I1 to I2 SECTOR 3 = I2 to I3, SECTOR 4 = I3 to FL, DIFF = Difference To Personal Best Lap, P = Crossed Finish Line in Pit Lane, D = Time Disallowed

LAP	SECTOR 1	SECTOR 2	SECTOR 3	SECTOR 4	SPEED TRAP	LAP TIME	KPH	DIFF	TIME OF DAY
19 - D1	22.722	35.565	IN PIT	247.1	1:38.790	P	165.95	4.467	15:06:29.900
20 - D2	OUTLAP	35.748	37.372	241.6	3:18.403		82.63	1:44.080	15:09:48.303
21 - D2	22.998	35.831	38.095	245.4	1:36.924		169.14	2.601	15:11:25.228
22 - D2	28.075	35.654	37.049	237.3	1:40.778		162.67	6.455	15:13:06.007
23 - D2	22.587	35.214	36.521	246.5	1:34.323 (1)		173.81		15:14:40.330
24 - D2	22.625	35.944	36.764	247.7	1:35.334		171.96	1.010	15:16:15.664
25 - D2	22.705	35.373	36.940	247.7	1:35.018		172.53	0.695	15:17:50.683
26 - D2	22.638	35.046	36.991	248.2	1:34.675	(2)	173.16	0.352	15:19:25.358
27 - D2	22.643	35.168	37.019	247.7	1:34.830	(3)	172.88	0.506	15:21:00.189
28 - D2	22.615	35.475	37.132	247.1	1:35.223		172.16	0.899	15:22:35.412
29 - D2	22.722	35.437	36.823	247.1	1:34.983		172.60	0.660	15:24:10.395
30 - D2	23.175	35.178	37.732	248.2	1:36.085		170.62	1.762	15:25:46.481
31 - D2	22.888	35.985	37.191	244.8	1:36.064		170.65	1.741	15:27:22.546
32 - D2	22.584	36.161	38.614	239.4	1:37.359		168.38	3.036	15:28:59.905
33 - D2	22.642	35.805	37.105	248.8	1:35.552		171.57	1.229	15:30:35.458
34 - D2	22.521	35.444	37.524	248.8	1:35.490		171.68	1.167	15:32:10.948
35 - D2	22.606	35.677	37.405	250.0	1:35.689		171.32	1.365	15:33:46.637

P18 51 GT3AM AMAC Motorsport

Lamborghini Huracan GT3

IDEAL LAP TIME : 1:36.385

BEST LAP TIME : 1:36.994

DIFFERENCE : 0.609

D1: Andrew MACPHERSON D2: William PORTER

LAP	SECTOR 1	SECTOR 2	SECTOR 3	SPEED TRAP	LAP TIME	KPH	DIFF	TIME OF DAY	
1 - D1		39.092	40.434	220.8	1:48.405	151.23	11.410	14:34:40.920	
2 - D1	24.161	38.088	40.173	241.6	1:42.423	160.06	5.428	14:36:23.343	
3 - D1	23.888	37.882	39.805	245.4	1:41.576	161.40	4.581	14:38:04.919	
4 - D1	23.544	38.105	39.555	246.0	1:41.204	161.99	4.209	14:39:46.124	
5 - D1	23.630	38.283	39.290	246.5	1:41.204	161.99	4.209	14:41:27.328	
6 - D1	23.549	37.885	39.352	247.1	1:40.787	162.66	3.792	14:43:08.115	
7 - D1	23.699	37.910	39.970	248.2	1:41.579	161.39	4.585	14:44:49.695	
8 - D1	24.075	38.016	41.099	243.7	1:43.191	158.87	6.196	14:46:32.886	
9 - D1	41.569	1:06.041	40.351	79.8	2:27.961	110.80	50.966	14:49:00.848	
10 - D1	23.837	37.832	40.254	243.7	1:41.924	160.84	4.929	14:50:42.772	
11 - D1	23.711	39.137	40.535	245.4	1:43.383	158.57	6.389	14:52:26.156	
12 - D1	23.738	37.954	40.285	245.4	1:41.977	160.76	4.982	14:54:08.134	
13 - D1	24.649	39.297	39.769	244.3	1:43.715	158.07	6.720	14:55:51.849	
14 - D1	23.733	38.070	40.291	246.0	1:42.095	160.57	5.100	14:57:33.944	
15 - D1	23.743	38.280	IN PIT	247.7	1:46.115	P	154.49	9.120	14:59:20.060
16 - D2	OUTLAP	36.466	39.620	245.4	3:02.497	89.83	1:25.502	15:02:22.557	
17 - D2	23.231	36.213	38.134	247.1	1:37.579	168.01	0.584	15:04:00.136	
18 - D2	22.887	37.661	38.165	247.1	1:38.713	166.08	1.718	15:05:38.850	
19 - D2	22.944	36.858	37.657	250.0	1:37.459	168.21	0.465	15:07:16.310	
20 - D2	23.791	37.996	37.775	246.5	1:39.563	164.66	2.568	15:08:55.873	
21 - D2	22.910	36.540	38.643	248.2	1:38.093	167.12	1.098	15:10:33.967	
22 - D2	22.883	36.697	37.666	250.5	1:37.247	(2)	168.58	0.252	15:12:11.214
23 - D2	22.818	37.345	38.617	249.4	1:38.780	165.96	1.785	15:13:49.995	
24 - D2	22.847	35.910	38.237	252.9	1:36.994 (1)	169.02		15:15:26.990	
25 - D2	23.363	36.232	38.275	249.4	1:37.870	167.51	0.875	15:17:04.860	
26 - D2	22.993	35.966	38.635	250.5	1:37.595	167.98	0.600	15:18:42.455	
27 - D2	22.837	36.952	38.129	250.0	1:37.919	167.42	0.924	15:20:20.374	
28 - D2	22.843	36.588	IN PIT	250.0	1:38.535	P	166.38	1.540	15:21:58.910
29 - D2	OUTLAP	36.289	38.636	247.7	2:05.767	130.35	28.772	15:24:04.677	
30 - D2	23.183	36.237	38.236	247.1	1:37.656	167.87	0.661	15:25:42.334	
31 - D2	23.354	36.136	38.385	247.1	1:37.875	167.50	0.880	15:27:20.209	
32 - D2	22.942	36.515	37.949	248.8	1:37.407	(3)	168.30	0.412	15:28:57.616
33 - D2	23.147	38.332	38.488	248.2	1:39.967	163.99	2.972	15:30:37.584	
34 - D2	22.999	36.227	38.222	249.4	1:37.449	168.23	0.454	15:32:15.033	
35 - D2	23.272	37.236	38.754	250.5	1:39.263	165.16	2.268	15:33:54.296	

P19 8 GT3PA ARN Racing

Ferrari 488 GT3

IDEAL LAP TIME : 1:35.289

BEST LAP TIME : 1:35.643

DIFFERENCE : 0.354

D1: Hiroaki NAGAI D2: Daisuke ITO

LAP	SECTOR 1	SECTOR 2	SECTOR 3	SPEED TRAP	LAP TIME	KPH	DIFF	TIME OF DAY
1 - D1		43.398	37.978	236.8	2:16.717	119.91	41.074	14:35:09.233

Weather / Track : Sunny / Dry

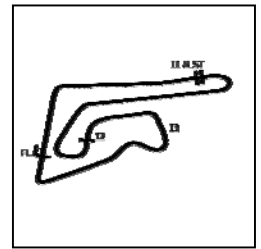
Chang International

Circuit Length = 4.554 km

Start: 14:32 Flag 15:33 End: 15:38

Blancpain GT Series Asia 2018

RACE 1 - SECTOR ANALYSIS



SECTOR 1 = FL to I1, SECTOR 2 = I1 to I2 SECTOR 3 = I2 to I3, SECTOR 4 = I3 to FL, DIFF = Difference To Personal Best Lap, P = Crossed Finish Line in Pit Lane, D = Time Disallowed

Lap	Time	Sector 1	Sector 2	Sector 3	Sector 4	Diff	P	Time Disallowed	Total Time
2 - D1	36.361		37.782	IN PIT	237.3	1:55.032	P	142.52	19.389 14:37:04.265
3 - D1	OUTLAP	36.672		38.166	245.4	3:16.658		83.36	1:41.015 14:40:20.923
4 - D1	23.487	36.993		37.632	248.2	1:38.112		167.09	2.469 14:41:59.035
5 - D1	23.149	35.812		38.603	248.2	1:37.564		168.03	1.921 14:43:36.600
6 - D1	22.848	35.904		37.736	249.4	1:36.488		169.91	0.845 14:45:13.088
7 - D1	23.985	35.841		38.119	244.8	1:37.945		167.38	2.302 14:46:51.033
8 - D1	54.024	45.467		37.959	80.3	2:17.451		119.27	41.808 14:49:08.484
9 - D1	23.207	35.957		37.453	245.4	1:36.617		169.68	0.974 14:50:45.102
10 - D1	23.228	36.590		37.836	246.5	1:37.654		167.88	2.011 14:52:22.757
11 - D1	22.947	35.922		37.740	247.1	1:36.610		169.69	0.967 14:53:59.367
12 - D1	22.789	35.703		37.672	248.8	1:36.164		170.48	0.521 14:55:35.532
13 - D1	22.896	36.196		37.518	251.7	1:36.611		169.69	0.968 14:57:12.143
14 - D1	22.690	35.772		37.870	251.7	1:36.332		170.18	0.689 14:58:48.476
15 - D1	23.391	37.535		37.498	247.7	1:38.425		166.56	2.782 15:00:26.901
16 - D1	23.871	36.135		39.121	244.8	1:39.128		165.38	3.485 15:02:06.029
17 - D1	22.838	35.861		IN PIT	248.2	1:41.275	P	161.87	5.632 15:03:47.305
18 - D2	OUTLAP	36.833		37.697	216.0	3:06.691		87.81	1:31.048 15:06:53.996
19 - D2	22.775	35.794		37.671	247.7	1:36.241		170.34	0.598 15:08:30.237
20 - D2	22.720	36.192		37.751	248.2	1:36.663		169.60	1.020 15:10:06.901
21 - D2	22.609	36.024		37.662	248.2	1:36.296		170.24	0.653 15:11:43.197
22 - D2	22.928	35.716		37.285	246.5	1:35.930		170.89	0.287 15:13:19.127
23 - D2	22.702	35.736		37.575	248.8	1:36.014		170.74	0.371 15:14:55.141
24 - D2	22.765	35.695		37.371	248.8	1:35.831		171.07	0.188 15:16:30.973
25 - D2	22.741	35.609		37.533	248.2	1:35.883		170.98	0.240 15:18:06.856
26 - D2	22.751	36.272		37.491	248.8	1:36.515		169.86	0.872 15:19:43.371
27 - D2	22.684	35.536		37.441	247.7	1:35.662	(2)	171.37	0.019 15:21:19.033
28 - D2	22.665	37.721		37.495	247.7	1:37.881		167.49	2.238 15:22:56.915
29 - D2	22.609	35.990		37.574	249.4	1:36.173		170.46	0.530 15:24:33.088
30 - D2	22.674	35.810		37.227	248.8	1:35.712		171.28	0.069 15:26:08.800
31 - D2	22.738	35.624		37.355	247.7	1:35.718		171.27	0.075 15:27:44.518
32 - D2	22.844	35.665		37.157	248.2	1:35.667	(3)	171.36	0.024 15:29:20.185
33 - D2	22.644	35.742		37.256	249.4	1:35.643	(1)	171.47	15:30:55.828
34 - D2	22.597	35.534		37.721	249.4	1:35.853		171.03	0.210 15:32:31.681
35 - D2	22.873	37.829		39.432	248.8	1:40.134		163.72	4.491 15:34:11.816

P20 666 GT4AM GruppeM Racing Team

Mercedes-AMG GT4

IDEAL LAP TIME : 1:44.962

BEST LAP TIME : 1:45.597

DIFFERENCE : 0.634

D1: Reinhold RENGER

LAP	SECTOR 1	SECTOR 2	SECTOR 3	SPEED TRAP	LAP TIME	KPH	DIFF	TIME OF DAY
1 - D1		40.819	41.438	227.8	1:53.440	144.52	7.843	14:34:45.955
2 - D1	25.198	39.443	41.365	230.7	1:46.007	154.65	0.410	14:36:31.962
3 - D1	25.735	39.341	40.846	228.3	1:45.923	154.77	0.326	14:38:17.885
4 - D1	25.246	39.095	41.280	229.7	1:45.621	(2) 155.21	0.024	14:40:03.507
5 - D1	25.198	39.287	41.708	230.2	1:46.194	154.38	0.597	14:41:49.701
6 - D1	25.298	40.390	41.821	230.2	1:47.509	152.49	1.912	14:43:37.211
7 - D1	25.081	39.827	41.182	231.7	1:46.090	154.53	0.493	14:45:23.302
8 - D1	25.219	39.929	1:00.975	228.3	2:06.123	129.98	20.526	14:47:29.425
9 - D1	43.846	39.707	41.809	203.3	2:05.363	130.77	19.766	14:49:34.788
10 - D1	25.392	40.287	41.837	227.8	1:47.517	152.48	1.920	14:51:22.305
11 - D1	25.692	39.866	41.330	228.3	1:46.888	153.37	1.291	14:53:09.194
12 - D1	25.340	39.288	41.330	228.3	1:45.958	154.72	0.361	14:54:55.153
13 - D1	25.401	39.663	41.738	229.2	1:46.802	153.50	1.205	14:56:41.955
14 - D1	25.275	39.627	41.217	230.2	1:46.119	154.49	0.522	14:58:28.075
15 - D1	25.219	39.325	41.139	229.7	1:45.684	(3) 155.12	0.087	15:00:13.759
16 - D1	25.379	39.637	41.013	228.8	1:46.029	154.62	0.432	15:01:59.789
17 - D1	25.233	39.476	IN PIT	228.3	1:50.297	P 148.63	4.700	15:03:50.087
18 - D1	OUTLAP	39.433	41.106	224.5	4:00.539	68.15	2:14.942	15:07:50.626
19 - D1	25.216	39.034	41.346	228.8	1:45.597	(1) 155.25		15:09:36.223
20 - D1	25.669	39.706	41.567	228.8	1:46.943	153.30	1.346	15:11:23.166
21 - D1	43.317	40.087	41.051	212.5	2:04.455	131.72	18.858	15:13:27.622
22 - D1	25.462	39.829	41.409	228.3	1:46.700	153.64	1.103	15:15:14.323
23 - D1	25.320	39.586	41.839	228.8	1:46.745	153.58	1.148	15:17:01.068
24 - D1	25.192	39.530	41.104	230.2	1:45.826	154.91	0.229	15:18:46.894
25 - D1	25.246	39.678	40.927	229.2	1:45.852	154.87	0.255	15:20:32.746

Weather / Track : Sunny / Dry

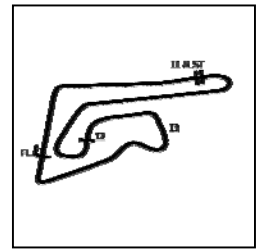
Chang International

Circuit Length = 4.554 km

Start: 14:32 Flag 15:33 End: 15:38

Blancpain GT Series Asia 2018

RACE 1 - SECTOR ANALYSIS



SECTOR 1 = FL to I1, SECTOR 2 = I1 to I2 SECTOR 3 = I2 to I3, SECTOR 4 = I3 to FL, DIFF = Difference To Personal Best Lap, P = Crossed Finish Line in Pit Lane, D = Time Disallowed

26 - D1	25.340	39.795	41.254	227.8	1:46.389	154.09	0.792	15:22:19.136
27 - D1	25.176	39.622	41.717	228.8	1:46.516	153.91	0.919	15:24:05.652
28 - D1	25.661	39.724	42.187	227.3	1:47.572	152.40	1.975	15:25:53.225
29 - D1	25.590	39.763	41.220	225.9	1:46.574	153.83	0.977	15:27:39.799
30 - D1	25.792	39.837	41.783	225.9	1:47.412	152.63	1.815	15:29:27.212
31 - D1	25.251	39.699	41.505	229.2	1:46.455	154.00	0.858	15:31:13.667
32 - D1	25.460	40.516	41.867	227.8	1:47.843	152.01	2.246	15:33:01.511
33 - D1	25.438	40.167	41.732	229.2	1:47.338	152.73	1.741	15:34:48.849

P21 77 GT4AM Craft Bamboo Racing

Porsche Cayman GT4 Clubsport MR

IDEAL LAP TIME : 1:47.196 BEST LAP TIME : 1:47.676 DIFFERENCE : 0.480

D1: Frank YU D2: Jean Marc MERLIN

LAP	SECTOR 1	SECTOR 2	SECTOR 3	SPEED TRAP	LAP TIME	KPH	DIFF	TIME OF DAY
1 - D1		43.569	43.011	223.1	1:56.638	140.55	8.961	14:34:49.153
2 - D1	26.382	40.547	42.010	225.4	1:48.939	150.49	1.262	14:36:38.093
3 - D1	25.891	40.837	41.768	225.9	1:48.497	151.10	0.820	14:38:26.590
4 - D1	25.773	40.843	41.988	227.8	1:48.604	150.95	0.927	14:40:15.195
5 - D1	26.034	40.890	42.099	224.5	1:49.024	150.37	1.347	14:42:04.219
6 - D1	25.592	40.692	41.710	226.8	1:47.995	151.80	0.318	14:43:52.214
7 - D1	25.612	41.559	42.931	226.8	1:50.102	148.90	2.425	14:45:42.317
8 - D1	25.419	41.977	1:13.044	227.8	2:20.440	116.73	32.763	14:48:02.757
9 - D1	28.621	40.499	41.811	226.4	1:50.931	147.78	3.254	14:49:53.688
10 - D1	25.700	40.474	41.758	227.3	1:47.932 (3)	151.89	0.256	14:51:41.621
11 - D1	25.882	40.384	41.576	225.4	1:47.843 (2)	152.02	0.166	14:53:29.464
12 - D1	26.238	40.327	42.787	223.6	1:49.352	149.92	1.676	14:55:18.817
13 - D1	25.560	40.232	41.884	227.8	1:47.676 (1)	152.25		14:57:06.494
14 - D1	26.173	40.364	41.798	225.4	1:48.335	151.32	0.659	14:58:54.829
15 - D1	25.645	40.334	42.783	227.3	1:48.762	150.73	1.085	15:00:43.592
16 - D1	25.708	40.201	42.084	226.8	1:47.993	151.80	0.316	15:02:31.586
17 - D1	26.181	41.262	IN PIT	224.5	1:51.811 P	146.62	4.134	15:04:23.397
18 - D2	OUTLAP	41.215	43.040	219.9	3:55.388	69.64	2:07.711	15:08:18.785
19 - D2	26.006	40.970	42.770	224.5	1:49.747	149.38	2.070	15:10:08.532
20 - D2	25.810	40.664	43.210	225.9	1:49.684	149.46	2.008	15:11:58.217
21 - D2	25.972	40.686	42.670	225.0	1:49.329	149.95	1.652	15:13:47.546
22 - D2	25.984	40.541	42.415	226.8	1:48.940	150.48	1.264	15:15:36.487
23 - D2	25.800	40.766	42.412	225.4	1:48.978	150.43	1.302	15:17:25.466
24 - D2	25.778	40.361	42.516	227.8	1:48.656	150.88	0.979	15:19:14.122
25 - D2	26.014	40.254	42.883	224.5	1:49.151	150.19	1.474	15:21:03.274
26 - D2	25.797	40.431	42.292	226.4	1:48.521	151.07	0.844	15:22:51.795
27 - D2	25.927	40.487	43.152	225.9	1:49.566	149.62	1.890	15:24:41.362
28 - D2	25.637	40.430	44.237	227.8	1:50.304	148.62	2.627	15:26:31.667
29 - D2	26.232	41.686	43.245	224.5	1:51.163	147.47	3.487	15:28:22.831
30 - D2	25.908	40.942	42.299	227.3	1:49.149	150.20	1.473	15:30:11.980
31 - D2	25.633	40.359	42.080	226.8	1:48.072	151.69	0.395	15:32:00.053
32 - D2	25.456	40.840	42.946	226.8	1:49.243	150.07	1.566	15:33:49.296

P22 22 GT4AM JWD Unixx Racing Team

Porsche Cayman GT4 Clubsport MR

IDEAL LAP TIME : 1:47.229 BEST LAP TIME : 1:47.249 DIFFERENCE : 0.020

D1: Charvanin BUNDITKITSAC D2: Pitsanu SIRIMONGKOLKA

LAP	SECTOR 1	SECTOR 2	SECTOR 3	SPEED TRAP	LAP TIME	KPH	DIFF	TIME OF DAY
1 - D1		46.294	43.456	226.8	1:59.393	137.31	12.144	14:34:51.909
2 - D1	25.358	40.039	41.852	231.2	1:47.249 (1)	152.86		14:36:39.158
3 - D1	25.903	41.521	42.234	228.8	1:49.659	149.50	2.409	14:38:28.817
4 - D1	25.618	40.582	42.652	230.7	1:48.852	150.61	1.603	14:40:17.670
5 - D1	25.652	40.465	41.891	229.2	1:48.009 (3)	151.78	0.759	14:42:05.679
6 - D1	25.660	40.036	41.835	229.7	1:47.531 (2)	152.46	0.281	14:43:53.211
7 - D1	25.724	40.799	43.342	228.8	1:49.866	149.22	2.616	14:45:43.077
8 - D1	25.713	41.646	1:14.726	228.3	2:22.086	115.38	34.836	14:48:05.163
9 - D1	27.174	40.425	42.631	228.8	1:50.231	148.72	2.981	14:49:55.394
10 - D1	25.650	40.070	42.699	228.3	1:48.419	151.21	1.169	14:51:43.814
11 - D1	25.550	40.592	42.168	229.2	1:48.310	151.36	1.061	14:53:32.124
12 - D1	25.648	40.805	41.880	229.7	1:48.333	151.33	1.083	14:55:20.458
13 - D1	25.802	40.435	42.271	228.3	1:48.508	151.08	1.259	14:57:08.966

Weather / Track : Sunny / Dry

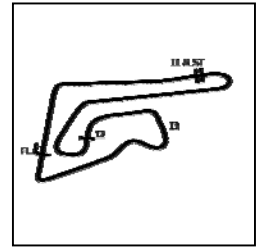
Chang International

Circuit Length = 4.554 km

Start: 14:32 Flag 15:33 End: 15:38

Blancpain GT Series Asia 2018

RACE 1 - SECTOR ANALYSIS



SECTOR 1 = FL to I1, SECTOR 2 = I1 to I2 SECTOR 3 = I2 to I3, SECTOR 4 = I3 to FL, DIFF = Difference To Personal Best Lap, P = Crossed Finish Line in Pit Lane, D = Time Disallowed

14 - D1	25.617	40.485	43.049	229.7	1:49.151	150.19	1.902	14:58:58.118
15 - D1	25.674	40.746	IN PIT	230.2	1:50.512	P	148.34	15:00:48.631
16 - D2	OUTLAP	41.152	42.486	224.5	4:00.306	68.22	2:13.057	15:04:48.937
17 - D2	25.659	40.327	42.179	227.8	1:48.165	151.56	0.915	15:06:37.103
18 - D2	25.666	40.875	42.767	227.3	1:49.308	149.98	2.059	15:08:26.411
19 - D2	25.484	40.528	42.465	227.8	1:48.478	151.13	1.228	15:10:14.889
20 - D2	25.594	41.158	41.932	228.3	1:48.684	150.84	1.435	15:12:03.574
21 - D2	25.662	42.986	43.166	226.8	1:51.815	146.62	4.565	15:13:55.389
22 - D2	25.805	40.307	42.100	226.4	1:48.213	151.50	0.963	15:15:43.602
23 - D2	25.741	41.119	42.299	227.8	1:49.159	150.18	1.909	15:17:32.762
24 - D2	25.639	40.179	42.469	227.8	1:48.287	151.39	1.037	15:19:21.049
25 - D2	25.680	41.804	44.040	227.3	1:51.524	147.00	4.275	15:21:12.573
26 - D2	25.857	41.650	42.998	225.9	1:50.505	148.35	3.255	15:23:03.079
27 - D2	27.822	40.344	42.336	223.6	1:50.502	148.36	3.252	15:24:53.581
28 - D2	25.921	40.459	42.813	226.4	1:49.194	150.13	1.944	15:26:42.775
29 - D2	26.376	40.853	42.821	226.4	1:50.050	148.97	2.801	15:28:32.826
30 - D2	25.793	40.597	42.463	225.9	1:48.854	150.60	1.604	15:30:21.680
31 - D2	25.800	40.472	43.167	225.4	1:49.439	149.80	2.189	15:32:11.120
32 - D2	26.216	41.851	42.906	227.3	1:50.973	147.73	3.724	15:34:02.093

P23 82 GT4AM BMW Team Studie

BMW M4 GT4

IDEAL LAP TIME : 1:46.603

BEST LAP TIME : 1:47.073

DIFFERENCE : 0.469

D1: Ken URATA

D2: Max CHEN

LAP	SECTOR 1	SECTOR 2	SECTOR 3	SPEED TRAP	LAP TIME	KPH	DIFF	TIME OF DAY
1 - D1		41.702	41.799	228.8	1:53.013	145.06	5.939	14:34:45.528
2 - D1	25.467	40.691	41.768	229.2	1:47.927	151.90	0.854	14:36:33.455
3 - D1	25.332	40.325	41.415	229.7	1:47.073 (1)	153.11		14:38:20.528
4 - D1	25.659	40.270	41.924	228.8	1:47.853	152.00	0.780	14:40:08.382
5 - D1	25.604	40.516	42.210	228.8	1:48.331	151.33	1.258	14:41:56.713
6 - D1	25.583	40.804	42.059	229.2	1:48.446	151.17	1.373	14:43:45.160
7 - D1	25.551	40.520	41.919	229.7	1:47.990	151.81	0.917	14:45:33.151
8 - D1	25.903	40.780	1:11.478	227.3	2:18.161	118.66	31.087	14:47:51.312
9 - D1	33.835	40.514	41.856	230.7	1:56.205	141.08	9.132	14:49:47.517
10 - D1	25.865	40.789	42.179	229.7	1:48.834	150.63	1.760	14:51:36.351
11 - D1	25.867	40.349	42.216	227.3	1:48.432	151.19	1.359	14:53:24.784
12 - D1	25.468	40.111	41.565	228.8	1:47.144	(2)	153.01	14:55:11.928
13 - D1	25.481	40.661	41.783	228.3	1:47.925	151.90	0.852	14:56:59.854
14 - D1	25.450	40.357	41.385	230.2	1:47.193	(3)	152.94	14:58:47.047
15 - D1	25.661	40.623	42.414	228.8	1:48.699	150.82	1.626	15:00:35.746
16 - D1	25.451	40.947	42.592	228.3	1:48.991	150.41	1.917	15:02:24.737
17 - D1	25.516	41.519	IN PIT	227.3	1:53.405	P	144.56	15:04:18.143
18 - D2	OUTLAP	41.475	42.784	225.4	3:51.634	70.77	2:04.561	15:08:09.777
19 - D2	25.357	41.903	44.043	227.8	1:51.304	147.29	4.231	15:10:01.081
20 - D2	25.182	40.508	42.132	227.3	1:47.822	152.05	0.748	15:11:48.904
21 - D2	25.808	42.022	43.017	226.8	1:50.847	147.89	3.774	15:13:39.751
22 - D2	25.403	41.467	44.185	228.3	1:51.055	147.62	3.982	15:15:30.807
23 - D2	25.533	40.245	42.583	229.2	1:48.361	151.29	1.288	15:17:19.169
24 - D2	25.212	40.036	43.268	228.3	1:48.516	151.07	1.443	15:19:07.686
25 - D2	26.002	40.123	41.943	226.4	1:48.068	151.70	0.994	15:20:55.754
26 - D2	25.728	41.792	IN PIT	226.8	1:51.913	P	146.49	15:22:47.668
27 - D2	OUTLAP	40.397	42.450	229.2	2:15.137	121.31	28.064	15:25:02.805
28 - D2	25.410	55.914	42.692	227.8	2:04.017	132.19	16.943	15:27:06.822
29 - D2	25.531	41.120	42.839	229.2	1:49.491	149.73	2.417	15:28:56.313
30 - D2	25.318	40.733	41.778	229.2	1:47.829	152.03	0.756	15:30:44.143
31 - D2	25.336	40.168	42.698	227.8	1:48.202	151.51	1.129	15:32:32.346
32 - D2	25.508	42.104	42.013	229.7	1:49.626	149.54	2.553	15:34:21.972

P24 17 GT4AM Taiwan Top Speed Racing Team

Porsche Cayman GT4 Clubsport MR

IDEAL LAP TIME : 1:47.969

BEST LAP TIME : 1:48.637

DIFFERENCE : 0.667

D1: Keo CHANG

D2: Jeff LU

LAP	SECTOR 1	SECTOR 2	SECTOR 3	SPEED TRAP	LAP TIME	KPH	DIFF	TIME OF DAY
1 - D1		42.020	42.857	217.7	1:56.164	141.13	7.526	14:34:48.679
2 - D1	25.819	40.505	42.687	227.8	1:49.012	(2)	150.39	14:36:37.691

Chang International

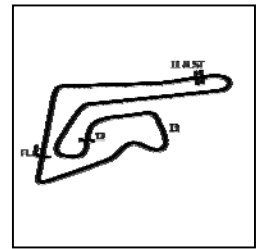
Circuit Length = 4.554 km

Start: 14:32 Flag 15:33 End: 15:38

Weather / Track : Sunny / Dry

Blancpain GT Series Asia 2018

RACE 1 - SECTOR ANALYSIS



SECTOR 1 = FL to I1, SECTOR 2 = I1 to I2 SECTOR 3 = I2 to I3, SECTOR 4 = I3 to FL, DIFF = Difference To Personal Best Lap, P = Crossed Finish Line in Pit Lane, D = Time Disallowed

3 - D1	26.100	42.496	42.094	228.3	1:50.690	148.10	2.053	14:38:28.382
4 - D1	25.734	41.062	43.204	228.3	1:50.001	149.03	1.364	14:40:18.383
5 - D1	25.757	41.057	42.525	227.8	1:49.340	149.93	0.703	14:42:07.723
6 - D1	25.679	40.933	42.025	227.8	1:48.637 (1)	150.90		14:43:56.361
7 - D1	25.670	41.596	43.406	226.4	1:50.672	148.13	2.035	14:45:47.033
8 - D1	25.941	43.024	1:12.326	226.4	2:21.291	116.03	32.654	14:48:08.325
9 - D1	28.040	41.499	42.415	224.5	1:51.954	146.43	3.317	14:50:00.279
10 - D1	25.733	40.856	42.436	227.3	1:49.026 (3)	150.37	0.389	14:51:49.305
11 - D1	25.439	40.987	42.723	227.3	1:49.149	150.20	0.512	14:53:38.455
12 - D1	25.810	41.131	43.518	226.8	1:50.459	148.41	1.822	14:55:28.914
13 - D1	26.082	40.785	42.699	226.8	1:49.566	149.62	0.929	14:57:18.481
14 - D1	26.076	41.029	42.631	226.8	1:49.736	149.39	1.099	14:59:08.218
15 - D1	25.809	40.760	42.498	225.9	1:49.067	150.31	0.430	15:00:57.286
16 - D1	26.542	41.336	43.082	224.0	1:50.961	147.74	2.324	15:02:48.247
17 - D1	26.035	41.181	43.554	225.4	1:50.770	148.00	2.133	15:04:39.018
18 - D1	25.923	41.138	IN PIT	227.8	1:53.040 P	145.03	4.402	15:06:32.058
19 - D2	OUTLAP	42.795	44.601	221.7	3:56.219	69.40	2:07.582	15:10:28.277
20 - D2	26.201	42.863	44.926	226.4	1:53.991	143.82	5.354	15:12:22.268
21 - D2	26.773	41.847	43.994	224.5	1:52.614	145.58	3.977	15:14:14.883
22 - D2	26.573	41.803	43.703	224.5	1:52.079	146.27	3.442	15:16:06.963
23 - D2	26.370	42.212	44.902	225.9	1:53.484	144.46	4.847	15:18:00.447
24 - D2	26.288	43.330	44.356	226.4	1:53.974	143.84	5.337	15:19:54.422
25 - D2	26.357	41.395	43.924	225.4	1:51.676	146.80	3.039	15:21:46.098
26 - D2	26.709	42.379	45.196	224.5	1:54.284	143.45	5.647	15:23:40.383
27 - D2	26.381	41.118	43.942	224.0	1:51.441	147.11	2.804	15:25:31.825
28 - D2	26.665	41.061	44.418	224.0	1:52.145	146.18	3.507	15:27:23.970
29 - D2	26.547	40.940	43.310	225.4	1:50.797	147.96	2.160	15:29:14.768
30 - D2	26.347	42.202	43.759	224.5	1:52.309	145.97	3.672	15:31:07.077
31 - D2	25.880	41.137	43.922	225.9	1:50.939	147.77	2.302	15:32:58.017
32 - D2	26.143	41.613	43.530	226.4	1:51.287	147.31	2.650	15:34:49.304

P25 11 GT4AM TTR Team SARD

Porsche Cayman GT4 Clubsport MR

IDEAL LAP TIME : 1:47.695

BEST LAP TIME : 1:48.224

DIFFERENCE : 0.529

D1: Tony FONG

D2: Brian LEE

LAP	SECTOR 1	SECTOR 2	SECTOR 3	SPEED TRAP	LAP TIME	KPH	DIFF	TIME OF DAY
1 - D1		41.857	42.588	222.2	1:55.184	142.33	6.960	14:34:47.699
2 - D1	25.821	40.748	42.451	227.8	1:49.020	150.37	0.796	14:36:36.720
3 - D1	26.388	40.770	42.201	226.8	1:49.359	149.91	1.135	14:38:26.080
4 - D1	25.932	41.343	47.859	226.8	1:55.134	142.39	6.910	14:40:21.215
5 - D1	25.884	40.663	42.661	227.8	1:49.209	150.11	0.984	14:42:10.424
6 - D1	26.124	40.499	43.795	225.9	1:50.418	148.47	2.194	14:44:00.843
7 - D1	26.131	41.455	44.640	225.9	1:52.227	146.08	4.003	14:45:53.070
8 - D1	26.631	45.045	1:10.579	225.0	2:22.255	115.24	34.031	14:48:15.326
9 - D1	26.631	41.374	43.763	223.6	1:51.769	146.68	3.544	14:50:07.095
10 - D1	26.115	40.736	43.031	225.0	1:49.883	149.19	1.658	14:51:56.978
11 - D1	26.064	41.045	43.982	225.0	1:51.092	147.57	2.867	14:53:48.070
12 - D1	26.278	41.111	43.415	225.0	1:50.804	147.95	2.580	14:55:38.875
13 - D1	25.951	41.471	44.271	227.3	1:51.693	146.77	3.469	14:57:30.569
14 - D1	26.287	41.503	IN PIT	225.9	1:53.983 P	143.83	5.759	14:59:24.553
15 - D2	OUTLAP	40.730	42.988	219.9	4:08.028	66.09	2:19.803	15:03:32.581
16 - D2	25.803	41.379	42.676	225.4	1:49.859	149.23	1.634	15:05:22.440
17 - D2	25.571	40.315	42.620	226.4	1:48.506	151.09	0.282	15:07:10.947
18 - D2	25.727	42.303	45.149	226.8	1:53.179	144.85	4.955	15:09:04.127
19 - D2	26.901	40.322	42.349	221.7	1:49.573	149.61	1.349	15:10:53.700
20 - D2	25.986	40.779	42.334	225.0	1:49.099	150.27	0.875	15:12:42.800
21 - D2	25.896	41.235	43.338	225.0	1:50.470	148.40	2.245	15:14:33.270
22 - D2	26.280	41.210	IN PIT	224.0	1:53.068 P	144.99	4.844	15:16:26.339
23 - D2	OUTLAP	41.015	42.749	224.5	2:11.438	124.73	23.213	15:18:37.777
24 - D2	25.717	42.164	43.113	227.3	1:50.995	147.70	2.771	15:20:28.772
25 - D2	25.581	40.131	42.512	225.9	1:48.224 (1)	151.48		15:22:16.997
26 - D2	25.362	40.542	42.523	226.4	1:48.428 (3)	151.20	0.204	15:24:05.425
27 - D2	25.845	40.401	42.963	224.0	1:49.210	150.11	0.985	15:25:54.635
28 - D2	25.792	40.168	42.264	226.4	1:48.224 (1)	151.48		15:27:42.860
29 - D2	25.801	40.259	43.376	227.8	1:49.436	149.80	1.212	15:29:32.297

Weather / Track : Sunny / Dry

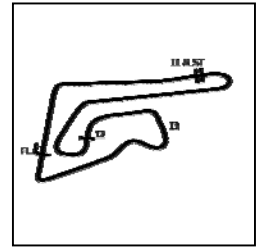
Chang International

Circuit Length = 4.554 km

Start: 14:32 Flag 15:33 End: 15:38

Blancpain GT Series Asia 2018

RACE 1 - SECTOR ANALYSIS



SECTOR 1 = FL to I1, SECTOR 2 = I1 to I2 SECTOR 3 = I2 to I3, SECTOR 4 = I3 to FL, DIFF = Difference To Personal Best Lap, P = Crossed Finish Line in Pit Lane, D = Time Disallowed

30 - D2	25.577	40.301	43.105	226.4	1:48.983	150.42	0.759	15:31:21.281
31 - D2	25.648	40.477	43.098	226.4	1:49.223	150.10	0.998	15:33:10.504
32 - D2	26.040	40.783	43.253	225.4	1:50.076	148.93	1.851	15:35:00.580

P26 72 GT4AM Team iRaceWin

Mercedes-AMG GT4

IDEAL LAP TIME : 1:45.118

BEST LAP TIME : 1:45.431

DIFFERENCE : 0.313

D1: Ringo CHONG

D2: Gilles VANNELET

LAP	SECTOR 1	SECTOR 2	SECTOR 3	SPEED TRAP	LAP TIME	KPH	DIFF	TIME OF DAY
1 - D1		42.599	42.018	227.3	1:56.829	140.32	11.398	14:34:49.345
2 - D1	26.165	41.070	41.901	223.6	1:49.136	150.21	3.704	14:36:38.481
3 - D1	25.549	41.100	41.891	228.8	1:48.541	151.04	3.109	14:38:27.022
4 - D1	25.427	41.031	1:05.812	228.8	2:12.271	123.94	26.839	14:40:39.293
5 - D1	28.149	43.802	47.055	214.2	1:59.006	137.76	13.574	14:42:38.300
6 - D1	27.669	44.005	47.519	211.3	1:59.193	137.54	13.761	14:44:37.493
7 - D1	27.394	43.733	45.780	216.8	1:56.908	140.23	11.476	14:46:34.401
8 - D1	45.898	1:08.185	42.857	85.9	2:36.941	104.46	51.509	14:49:11.342
9 - D1	25.879	41.224	42.940	226.4	1:50.043	148.98	4.611	14:51:01.386
10 - D1	26.405	42.415	42.287	228.3	1:51.107	147.55	5.676	14:52:52.494
11 - D1	26.233	41.153	42.675	227.8	1:50.062	148.95	4.630	14:54:42.556
12 - D1	25.485	40.370	IN PIT	230.2	1:51.281	P 147.32	5.850	14:56:33.838
13 - D1	OUTLAP	40.513	41.678	227.3	2:09.635	126.46	24.204	14:58:43.473
14 - D1	25.715	41.140	IN PIT	228.8	1:52.290	P 146.00	6.858	15:00:35.764
15 - D2	OUTLAP	40.104	41.679	226.4	4:02.837	67.51	2:17.406	15:04:38.601
16 - D2	25.421	39.889	41.237	228.8	1:46.547	153.86	1.116	15:06:25.149
17 - D2	25.039	39.471	41.338	230.2	1:45.848	(3) 154.88	0.417	15:08:10.998
18 - D2	24.987	40.201	42.262	230.7	1:47.450	152.57	2.019	15:09:58.449
19 - D2	25.289	39.509	41.162	230.7	1:45.961	154.72	0.529	15:11:44.410
20 - D2	25.175	39.593	41.730	231.2	1:46.498	153.94	1.066	15:13:30.909
21 - D2	26.080	39.656	41.395	227.8	1:47.131	153.03	1.699	15:15:18.040
22 - D2	24.997	40.389	42.456	231.2	1:47.843	152.02	2.411	15:17:05.883
23 - D2	24.955	39.488	41.548	232.7	1:45.992	154.67	0.560	15:18:51.875
24 - D2	25.117	39.794	40.990	231.2	1:45.902	154.80	0.470	15:20:37.777
25 - D2	25.199	39.804	41.007	229.7	1:46.010	154.64	0.578	15:22:23.788
26 - D2	25.121	39.483	40.859	230.7	1:45.463	(2) 155.45	0.032	15:24:09.251
27 - D2	25.885	40.173	IN PIT	230.2	1:48.380	P 151.26	2.948	15:25:57.632
28 - D2	OUTLAP	39.303	41.078	226.8	2:05.577	130.55	20.145	15:28:03.209
29 - D2	25.048	39.411	42.302	229.7	1:46.762	153.55	1.330	15:29:49.971
30 - D2	25.389	40.049	41.226	229.7	1:46.664	153.70	1.232	15:31:36.636
31 - D2	25.005	39.407	41.019	231.2	1:45.431	(1) 155.49		15:33:22.067
32 - D2	25.009	39.834	IN PIT	231.7	2:03.196	P 133.07	17.764	15:35:25.264

P27 80 GT4AM Racing Spirit Thailand

Porsche Cayman GT4 Clubsport MR

IDEAL LAP TIME : 1:49.113

BEST LAP TIME : 1:49.386

DIFFERENCE : 0.272

D1: Sontaya KUNPLOME

D2: Preeda TANTEMSAPYA

LAP	SECTOR 1	SECTOR 2	SECTOR 3	SPEED TRAP	LAP TIME	KPH	DIFF	TIME OF DAY
1 - D1		43.799	44.698	216.8	2:01.046	135.43	11.659	14:34:53.561
2 - D1	26.302	41.427	43.511	225.9	1:51.241	147.37	1.855	14:36:44.802
3 - D1	26.124	41.378	43.131	226.4	1:50.634	148.18	1.247	14:38:35.436
4 - D1	26.290	42.399	43.636	225.9	1:52.326	145.95	2.940	14:40:27.762
5 - D1	26.139	41.298	43.412	226.4	1:50.849	147.89	1.463	14:42:18.612
6 - D1	26.657	41.808	44.813	224.0	1:53.278	144.72	3.892	14:44:11.890
7 - D1	27.634	43.762	45.643	186.2	1:57.039	140.07	7.653	14:46:08.930
8 - D1	26.302	1:11.271	53.762	226.4	2:31.335	108.33	41.949	14:48:40.266
9 - D1	26.321	42.640	43.758	224.0	1:52.719	145.44	3.333	14:50:32.986
10 - D1	26.436	41.098	44.216	225.4	1:51.751	146.70	2.365	14:52:24.737
11 - D1	27.853	43.970	45.850	224.0	1:57.673	139.32	8.287	14:54:22.411
12 - D1	26.322	43.620	47.669	226.8	1:57.612	139.39	8.225	14:56:20.023
13 - D1	26.775	41.466	IN PIT	223.6	2:02.196	P 134.16	12.810	14:58:22.220
14 - D2	OUTLAP	41.743	44.716	223.6	4:04.034	67.18	2:14.648	15:02:26.254
15 - D2	26.112	42.932	43.827	225.9	1:52.871	145.24	3.485	15:04:19.126
16 - D2	26.437	40.939	43.568	224.5	1:50.945	147.77	1.558	15:06:10.071
17 - D2	25.894	41.093	42.854	227.3	1:49.842	(2) 149.25	0.455	15:07:59.913
18 - D2	26.022	40.401	42.962	225.4	1:49.386	(1) 149.87		15:09:49.299

Weather / Track : Sunny / Dry

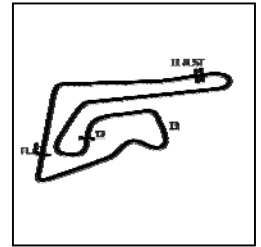
Chang International

Circuit Length = 4.554 km

Start: 14:32 Flag 15:33 End: 15:38

Blancpain GT Series Asia 2018

RACE 1 - SECTOR ANALYSIS



SECTOR 1 = FL to I1, SECTOR 2 = I1 to I2 SECTOR 3 = I2 to I3, SECTOR 4 = I3 to FL, DIFF = Difference To Personal Best Lap, P = Crossed Finish Line in Pit Lane, D = Time Disallowed

19 - D2	25.930	42.007	43.239	226.4	1:51.176	147.46	1.790	15:11:40.476
20 - D2	26.735	41.495	45.137	224.5	1:53.367	144.61	3.980	15:13:33.843
21 - D2	26.617	41.240	43.906	225.4	1:51.763	146.68	2.377	15:15:25.606
22 - D2	27.368	40.740	42.925	224.5	1:51.033	147.65	1.647	15:17:16.640
23 - D2	26.056	40.646	44.137	227.3	1:50.839	147.91	1.452	15:19:07.479
24 - D2	26.824	40.826	42.898	224.5	1:50.548	(3) 148.29	1.162	15:20:58.028
25 - D2	25.968	41.859	43.441	227.3	1:51.268	147.34	1.882	15:22:49.296
26 - D2	26.025	41.439	43.197	225.9	1:50.661	148.14	1.275	15:24:39.958
27 - D2	25.858	41.002	44.564	225.9	1:51.425	147.13	2.039	15:26:31.383
28 - D2	26.661	43.310	43.558	225.4	1:53.529	144.40	4.143	15:28:24.913
29 - D2	25.902	41.025	44.268	227.3	1:51.196	147.43	1.810	15:30:16.109
30 - D2	26.330	41.119	43.315	225.4	1:50.764	148.01	1.378	15:32:06.874
31 - D2	26.228	41.703	43.472	226.8	1:51.403	147.16	2.017	15:33:58.277

P28 14 GT4AM Morseng Racing Team

Porsche Cayman GT4 Clubsport MR

IDEAL LAP TIME : 1:48.493

BEST LAP TIME : 1:48.760

DIFFERENCE : 0.266

D1: Chayapon YOTHA

D2: Tosaphol PHAMYAI

LAP	SECTOR 1	SECTOR 2	SECTOR 3	SPEED TRAP	LAP TIME	KPH	DIFF	TIME OF DAY
1 - D1		44.317	43.829	214.2	1:59.255	137.47	10.495	14:34:51.770
2 - D1	26.250	40.940	42.373	225.4	1:49.504	149.71	0.744	14:36:41.274
3 - D1	26.057	40.683	42.698	225.0	1:49.439	149.80	0.679	14:38:30.713
4 - D1	25.990	40.505	42.814	225.9	1:49.309	149.98	0.549	14:40:20.023
5 - D1	26.101	40.773	42.331	225.9	1:49.206	150.12	0.446	14:42:09.229
6 - D1	25.760	40.506	42.692	225.9	1:48.958	(2) 150.46	0.198	14:43:58.188
7 - D1	26.484	40.546	43.229	224.0	1:50.259	148.68	1.499	14:45:48.447
8 - D1	26.711	44.162	1:13.072	223.6	2:23.946	113.89	35.186	14:48:12.393
9 - D1	26.255	40.558	42.733	224.5	1:49.547	149.65	0.787	14:50:01.940
10 - D1	26.106	41.152	42.855	224.0	1:50.113	148.88	1.353	14:51:52.054
11 - D1	25.744	40.606	42.837	225.0	1:49.187	(3) 150.14	0.427	14:53:41.241
12 - D1	25.758	40.663	43.436	225.4	1:49.857	149.23	1.097	14:55:31.099
13 - D1	25.691	40.510	42.559	226.8	1:48.760	(1) 150.73		14:57:19.859
14 - D1	25.674	41.352	42.683	227.3	1:49.710	149.43	0.950	14:59:09.569
15 - D1	26.021	40.726	42.763	224.5	1:49.510	149.70	0.750	15:00:59.080
16 - D1	26.102	41.207	43.088	225.0	1:50.398	148.50	1.638	15:02:49.478
17 - D1	25.941	41.817	IN PIT	224.0	1:54.105	P 143.67	5.345	15:04:43.584
18 - D2	OUTLAP	46.533	45.605	218.1	4:28.757	61.00	2:39.997	15:09:12.341
19 - D2	26.538	42.959	44.438	222.2	1:53.936	143.89	5.176	15:11:06.277
20 - D2	26.243	41.874	44.278	224.0	1:52.395	145.86	3.635	15:12:58.673
21 - D2	26.129	44.921	44.927	223.6	1:55.977	141.35	7.216	15:14:54.650
22 - D2	27.323	44.535	44.151	222.6	1:56.009	141.31	7.249	15:16:50.659
23 - D2	26.443	44.673	46.853	224.5	1:57.970	138.97	9.210	15:18:48.629
24 - D2	26.585	42.778	44.106	224.0	1:53.470	144.48	4.710	15:20:42.099
25 - D2	26.406	43.335	45.366	222.6	1:55.107	142.42	6.347	15:22:37.207
26 - D2	30.002	42.224	45.472	217.3	1:57.698	139.29	8.938	15:24:34.905
27 - D2	26.431	44.938	45.440	219.0	1:56.809	140.35	8.049	15:26:31.715
28 - D2	27.068	42.971	45.510	223.1	1:55.549	141.88	6.789	15:28:27.264
29 - D2	25.927	41.521	44.319	225.0	1:51.768	146.68	3.008	15:30:19.032
30 - D2	27.212	41.272	45.942	221.3	1:54.426	143.27	5.666	15:32:13.459
31 - D2	27.720	41.545	43.693	219.9	1:52.958	145.13	4.198	15:34:06.418

P29 81 GT4AM BMW Team Studie

BMW M4 GT4

IDEAL LAP TIME : 1:45.545

BEST LAP TIME : 1:45.764

DIFFERENCE : 0.219

D1: Sunako JUKUCHOU

D2: Takayuki KINOSHITA

LAP	SECTOR 1	SECTOR 2	SECTOR 3	SPEED TRAP	LAP TIME	KPH	DIFF	TIME OF DAY
1 - D1		41.067	42.517	228.3	1:52.577	145.62	6.813	14:34:45.093
2 - D1	25.085	39.665	41.115	230.7	1:45.865	(2) 154.86	0.100	14:36:30.958
3 - D1	25.050	39.683	41.387	230.2	1:46.120	154.48	0.356	14:38:17.079
4 - D1	25.169	39.456	41.391	230.7	1:46.017	154.63	0.253	14:40:03.096
5 - D1	25.007	39.670	41.501	231.7	1:46.178	154.40	0.414	14:41:49.275
6 - D1	25.402	40.392	41.734	229.2	1:47.529	152.46	1.765	14:43:36.804
7 - D1	25.270	39.497	41.187	227.8	1:45.954	(3) 154.73	0.190	14:45:22.759
8 - D1	25.288	40.513	1:04.170	227.8	2:09.972	126.13	24.207	14:47:32.731
9 - D1	44.680	39.735	41.351	204.9	2:05.767	130.35	20.002	14:49:38.498

Weather / Track : Sunny / Dry

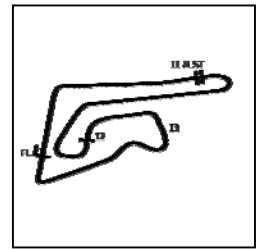
Chang International

Circuit Length = 4.554 km

Start: 14:32 Flag 15:33 End: 15:38

Blancpain GT Series Asia 2018

RACE 1 - SECTOR ANALYSIS



SECTOR 1 = FL to I1, SECTOR 2 = I1 to I2 SECTOR 3 = I2 to I3, SECTOR 4 = I3 to FL, DIFF = Difference To Personal Best Lap, P = Crossed Finish Line in Pit Lane, D = Time Disallowed

10 - D1	25.022	40.151	41.998	233.2	1:47.171	152.97	1.407	14:51:25.670
11 - D1	25.270	39.815	41.293	229.7	1:46.378	154.11	0.613	14:53:12.048
12 - D1	25.264	39.588	41.513	229.2	1:46.365	154.13	0.601	14:54:58.413
13 - D1	25.193	40.140	41.364	230.7	1:46.698	153.65	0.934	14:56:45.111
14 - D1	25.179	39.894	41.844	230.7	1:46.917	153.33	1.153	14:58:32.029
15 - D1	25.301	39.905	IN PIT	229.2	1:48.594	P 150.96	2.830	15:00:20.624
16 - D2	OUTLAP	40.592	41.948	227.8	4:00.913	68.05	2:15.149	15:04:21.537
17 - D2	25.026	40.246	41.633	231.2	1:46.905	153.35	1.141	15:06:08.443
18 - D2	25.187	39.596	41.461	228.3	1:46.245	154.30	0.481	15:07:54.688
19 - D2	25.475	39.564	41.213	226.8	1:46.252	154.29	0.488	15:09:40.941
20 - D2	25.110	40.041	42.162	228.8	1:47.314	152.76	1.550	15:11:28.255
21 - D2	25.642	40.471	41.683	227.3	1:47.796	152.08	2.032	15:13:16.052
22 - D2	25.292	40.728	IN PIT	227.8	1:49.579	P 149.61	3.815	15:15:05.632
23 - D2	OUTLAP	40.015	41.150	231.7	2:06.717	129.37	20.953	15:17:12.349
24 - D2	25.093	39.705	41.491	231.2	1:46.289	154.24	0.525	15:18:58.639
25 - D2	25.167	39.500	41.096	229.2	1:45.764 (1)	155.00		15:20:44.403
26 - D2	25.046	40.060	41.432	229.7	1:46.538	153.88	0.774	15:22:30.942
27 - D2	24.992	39.832	43.746	230.2	1:48.571	151.00	2.807	15:24:19.513
28 - D2	29.129	55.288	IN PIT	150.6	2:30.205	P 109.14	44.440	15:26:49.719
29 - D2	OUTLAP	47.940	47.465	185.2	3:28.864	78.49	1:43.099	15:30:18.583
30 - D2	28.999	46.512	49.711	184.6	2:05.222	130.92	19.458	15:32:23.806
31 - D2	28.643	49.080	51.886	172.5	2:09.609	126.49	23.844	15:34:33.415

Blancpain GT Series Asia 2018

RACE 1 - LAP CHART

LAP 1 @ 14:34:27.776			LAP 2 @ 14:36:02.731			LAP 3 @ 14:37:37.181			LAP 4 @ 14:39:11.833			LAP 5 @ 14:40:46.495		
NO	BEHIND	LAP TIME	NO	BEHIND	LAP TIME	NO	BEHIND	LAP TIME	NO	BEHIND	LAP TIME	NO	BEHIND	LAP TIME
999		1:35.261	999		1:34.955	999		1:34.450	999		1:34.652	999		1:34.661
19	0.440	1:35.701	19	0.703	1:35.218	19	0.954	1:34.700	19	0.892	1:34.590	19	1.017	1:34.786
27	1.046	1:36.307	27	1.248	1:35.157	27	2.261	1:35.462	27	2.645	1:35.036	27	2.933	1:34.949
86	1.669	1:36.931	86	2.941	1:36.226	86	3.882	1:35.393	86	4.523	1:35.293	86	6.428	1:36.566
3	1.957	1:37.219	3	3.253	1:36.251	3	4.096	1:35.291	23	5.048	1:35.251	23	6.706	1:36.319
23	3.151	1:38.413	23	3.598	1:35.401	23	4.449	1:35.300	3	5.573	1:36.128	3	7.446	1:36.534
97	3.880	1:39.142	97	5.822	1:36.896	97	7.774	1:36.401	97	9.354	1:36.232	97	11.110	1:36.417
888	4.371	1:39.632	888	6.452	1:37.036	888	8.410	1:36.407	888	10.039	1:36.280	888	11.545	1:36.167
63	5.034	1:40.296	63	7.202	1:37.123	63	9.039	1:36.287	63	10.854	1:36.466	63	12.212	1:36.019
37	5.541	1:40.802	37	7.494	1:36.908	37	9.375	1:36.331	37	11.072	1:36.348	37	12.746	1:36.335
5	5.563	1:40.824	5	7.820	1:37.212	5	10.141	1:36.771	5	11.775	1:36.285	5	13.378	1:36.264
911	6.555	1:41.816	991	9.173	1:37.300	991	11.074	1:36.351	991	13.176	1:36.753	991	14.944	1:36.429
991	6.827	1:42.089	911	9.628	1:38.028	911	11.883	1:36.705	911	14.680	1:37.449	911	16.402	1:36.382
7	6.849	1:42.110	7	10.743	1:38.848	18	13.025	1:36.540	18	16.375	1:38.001	18	17.575	1:35.861
28	7.781	1:43.042	18	10.935	1:36.961	7	14.664	1:38.371	7	17.049	1:37.036	7	18.888	1:36.501
18	8.929	1:44.190	28	11.714	1:38.888	28	15.525	1:38.261	28	18.451	1:37.577	28	21.552	1:37.762
51	13.143	1:48.405	51	20.612	1:42.423	51	27.738	1:41.576	51	34.290	1:41.204	45	39.002	1:38.935
45	15.941	1:51.202	45	20.860	1:39.874	45	28.190	1:41.779	45	34.728	1:41.189	51	40.833	1:41.204
81	17.316	1:52.577	81	28.226	1:45.865	81	39.897	1:46.120	81	51.263	1:46.017	81	1:02.780	1:46.178
82	17.751	1:53.013	666	29.230	1:46.007	666	40.703	1:45.923	666	51.673	1:45.621	666	1:03.206	1:46.194
666	18.178	1:53.440	82	30.724	1:47.927	82	43.347	1:47.073	82	56.548	1:47.853	82	1:10.218	1:48.331
11	19.923	1:55.184	11	33.989	1:49.020	11	48.898	1:49.359	77	1:03.361	1:48.604	8	1 Lap	1:38.112
17	20.902	1:56.164	17	34.959	1:49.012	17	49.408	1:48.497	22	1:05.836	1:48.852	77	1:17.724	1:49.024
77	21.376	1:56.638	77	35.361	1:48.939	72	49.840	1:48.541	17	1:06.549	1:50.001	22	1:19.184	1:48.009
72	21.568	1:56.829	72	35.750	1:49.136	17	51.200	1:50.690	14	1:08.189	1:49.309	17	1:21.228	1:49.340
14	23.993	1:59.255	22	36.426	1:47.249	22	51.636	1:49.659	8	1 Lap	3:16.658	14	1:22.734	1:49.206
22	24.132	1:59.393	14	38.542	1:49.504	14	53.532	1:49.439	11	1:09.381	1:55.134	11	1:23.929	1:49.209
80	25.784	2:01.046	80	42.070	1:51.241	80	58.254	1:50.634	80	1:15.928	1:52.326	80	1:32.116	1:50.849
8	41.456	2:16.717	8	1:01.533	1:55.032 P				72	1:27.460	2:12.271			

Weather / Track : Sunny / Dry

Chang International
Circuit Length = 4.554 km
Start: 14:32 Flag 15:33 End: 15:38

Blancpain GT Series Asia 2018

RACE 1 - LAP CHART

LAP 6 @ 14:42:21.184			LAP 7 @ 14:43:56.300			LAP 8 @ 14:45:31.527			LAP 9 @ 14:47:25.341			LAP 10 @ 14:49:22.276		
NO	BEHIND	LAP TIME	NO	BEHIND	LAP TIME	NO	BEHIND	LAP TIME	NO	BEHIND	LAP TIME	NO	BEHIND	LAP TIME
999		1:34.689	999		1:35.116	999		1:35.227	999		1:53.814	999		1:56.934
19	1.029	1:34.701	17	1 Lap	1:48.637	82	1 Lap	1:47.990	666	1 Lap	2:06.123	19	3.581	1:56.196
27	3.056	1:34.811	19	1.650	1:35.736	19	1.856	1:35.433	19	4.319	1:56.277	27	4.330	1:55.790
23	7.661	1:35.644	14	1 Lap	1:48.958	27	4.374	1:36.594	27	5.474	1:54.914	23	5.247	1:51.688
3	8.490	1:35.733	27	3.007	1:35.067	23	8.709	1:36.532	81	1 Lap	2:09.972	3	8.951	1:45.372
86	9.448	1:37.709	11	1 Lap	1:50.418	3	10.704	1:37.295	23	10.494	1:55.598	666	1 Lap	2:05.363
97	12.784	1:36.363	23	7.404	1:34.859	77	1 Lap	1:50.102	3	20.513	2:03.623	86	12.682	1:45.744
888	14.363	1:37.507	3	8.635	1:35.260	22	1 Lap	1:49.866	86	23.873	2:05.478	81	1 Lap	2:05.767
63	14.620	1:37.097	86	10.315	1:35.982	86	12.209	1:37.121	82	1 Lap	2:18.161	97	16.512	1:42.117
37	14.875	1:36.818	97	13.900	1:36.232	17	1 Lap	1:50.672	97	31.329	2:09.069	63	17.586	1:39.944
5	15.052	1:36.363	80	1 Lap	1:53.278	97	16.074	1:37.400	63	34.577	2:10.871	37	17.981	1:39.792
991	17.026	1:36.771	63	15.987	1:36.482	14	1 Lap	1:50.259	37	35.124	2:11.242	991	20.474	1:37.534
72	1 Lap	1:59.006	37	16.257	1:36.497	63	17.519	1:36.760	77	1 Lap	2:20.440	911	23.483	1:37.483
911	18.275	1:36.562	991	19.052	1:37.141	37	17.696	1:36.665	22	1 Lap	2:22.086	18	23.884	1:36.601
18	19.353	1:36.467	911	20.812	1:37.653	991	20.434	1:36.609	991	39.875	2:13.254	82	1 Lap	1:56.205
7	20.478	1:36.279	18	23.085	1:38.848	11	1 Lap	1:52.227	911	42.934	2:14.315	7	26.177	1:37.868
28	25.810	1:38.947	7	23.376	1:38.013	911	22.433	1:36.848	17	1 Lap	2:21.291	5	28.609	1:37.469
45	43.795	1:39.483	5	26.498	1:46.562	18	23.595	1:35.737	18	44.217	2:14.436	77	1 Lap	1:50.931
51	46.931	1:40.787	28	30.438	1:39.744	7	24.710	1:36.561	7	45.244	2:14.347	22	1 Lap	1:50.231
8	1 Lap	1:37.564	72	1 Lap	1:59.193	5	27.572	1:36.301	14	1 Lap	2:23.946	17	1 Lap	1:51.954
81	1:15.620	1:47.529	45	49.332	1:40.653	28	33.885	1:38.674	5	48.074	2:14.316	14	1 Lap	1:49.547
666	1:16.027	1:47.509	51	53.394	1:41.579	80	1 Lap	1:57.039	11	1 Lap	2:22.255	28	40.762	1:40.343
82	1:23.976	1:48.446	8	1 Lap	1:36.488	45	55.323	1:41.218	28	57.353	2:17.282	11	1 Lap	1:51.769
77	1:31.029	1:47.995	81	1:26.458	1:45.954	51	1:01.359	1:43.191	80	1 Lap	2:31.335	888	1 Lap	1:37.125
22	1:32.026	1:47.531	666	1:27.001	1:46.090	72	1 Lap	1:56.908	45	1:20.230	2:18.721	45	1:04.145	1:40.849
			888	1:28.556	2:49.309 P	8	1 Lap	1:37.945	888	1 Lap	3:23.527	80	1 Lap	1:52.719
									51	1:35.506	2:27.961	51	1:20.495	1:41.924
									8	1 Lap	2:17.451	8	1 Lap	1:36.617
									72	1 Lap	2:36.941			

Weather / Track : Sunny / Dry

Blancpain GT Series Asia 2018

RACE 1 - LAP CHART

LAP 11 @ 14:50:57.363			LAP 12 @ 14:52:32.141			LAP 13 @ 14:54:07.451			LAP 14 @ 14:55:42.593			LAP 15 @ 14:57:18.273		
NO	BEHIND	LAP TIME	NO	BEHIND	LAP TIME	NO	BEHIND	LAP TIME	NO	BEHIND	LAP TIME	NO	BEHIND	LAP TIME
999		1:35.087	999		1:34.777	999		1:35.310	999		1:35.142	999		1:35.679
19	3.511	1:35.017	19	3.590	1:34.856	51	1 Lap	1:41.977	19	3.549	1:35.262	17	2 Laps	1:49.566
72	2 Laps	1:50.043	27	4.948	1:35.239	19	3.428	1:35.148	27	5.632	1:35.705	14	2 Laps	1:48.760
27	4.485	1:35.242	23	5.330	1:35.018	27	5.070	1:35.432	23	6.022	1:35.433	19	3.403	1:35.533
23	5.088	1:34.928	3	9.385	1:35.138	23	5.731	1:35.711	51	1 Lap	1:43.715	27	5.411	1:35.457
3	9.024	1:35.160	86	14.808	1:36.368	3	9.429	1:35.353	3	9.622	1:35.336	23	6.359	1:36.016
86	13.217	1:35.622	97	19.139	1:36.182	80	2 Laps	1:57.673	86	16.519	1:36.309	3	10.611	1:36.668
97	17.735	1:36.309	72	2 Laps	1:51.107	86	15.352	1:35.853	97	21.237	1:36.125	11	2 Laps	1:51.693
63	19.511	1:37.011	63	20.608	1:35.873	97	20.253	1:36.424	63	21.796	1:35.935	51	1 Lap	1:42.095
37	19.990	1:37.095	37	21.236	1:36.022	63	21.003	1:35.705	37	22.563	1:35.853	86	17.242	1:36.402
991	22.957	1:37.569	991	24.334	1:36.154	37	21.853	1:35.927	991	26.697	1:36.495	63	22.866	1:36.749
666	1 Lap	1:47.517	18	26.576	1:35.826	991	25.345	1:36.320	18	29.965	1:36.400	37	23.492	1:36.607
18	25.526	1:36.728	911	27.790	1:36.607	18	28.707	1:37.441	911	31.463	1:37.331	97	23.978	1:38.420
911	25.960	1:37.563	7	30.515	1:36.764	911	29.274	1:36.794	7	34.205	1:37.047	991	27.432	1:36.413
81	1 Lap	1:47.171	5	32.591	1:37.295	7	32.300	1:37.096	5	35.532	1:36.454	18	29.765	1:35.479
7	28.528	1:37.437	666	1 Lap	1:46.888	5	34.219	1:36.938	80	2 Laps	1:57.612	911	33.465	1:37.681
5	30.073	1:36.550	81	1 Lap	1:46.378	72	2 Laps	1:50.062	72	2 Laps	1:51.281 P	7	34.902	1:36.376
82	1 Lap	1:48.834	28	50.403	1:39.586	666	1 Lap	1:45.958	28	57.638	1:39.114	5	36.602	1:36.749
77	1 Lap	1:47.932	82	1 Lap	1:48.432	81	1 Lap	1:46.365	666	1 Lap	1:46.802	28	1:00.871	1:38.911
28	45.594	1:39.918	77	1 Lap	1:47.843	28	53.667	1:38.574	81	1 Lap	1:46.698	80	2 Laps	2:02.196 P
22	1 Lap	1:48.419	22	1 Lap	1:48.310	82	1 Lap	1:47.144	888	1 Lap	1:36.653	666	1 Lap	1:46.119
17	1 Lap	1:49.026	888	1 Lap	1:36.373	888	1 Lap	1:37.155	82	1 Lap	1:47.925	888	1 Lap	1:36.449
14	1 Lap	1:50.113	17	1 Lap	1:49.149	77	1 Lap	1:49.352	77	1 Lap	1:47.676	81	1 Lap	1:46.917
11	1 Lap	1:49.883	14	1 Lap	1:49.187	22	1 Lap	1:48.333	45	1:25.936	1:40.349	72	2 Laps	2:09.635
888	1 Lap	1:36.452	45	1:14.864	1:40.869	45	1:20.728	1:41.174	22	1 Lap	1:48.508	82	1 Lap	1:47.193
45	1:08.772	1:39.714	11	1 Lap	1:51.092	17	1 Lap	1:50.459	8	1 Lap	1:36.611	8	1 Lap	1:36.332
8	1 Lap	1:37.654	8	1 Lap	1:36.610	14	1 Lap	1:49.857						
80	1 Lap	1:51.751				8	1 Lap	1:36.164						
51	1:28.792	1:43.383				11	1 Lap	1:50.804						

Weather / Track : Sunny / Dry

Blancpain GT Series Asia 2018

RACE 1 - LAP CHART

LAP 16 @ 14:58:53.346			LAP 17 @ 15:00:29.293			LAP 18 @ 15:02:04.777			LAP 19 @ 15:03:41.608			LAP 20 @ 15:05:28.841		
NO	BEHIND	LAP TIME	NO	BEHIND	LAP TIME	NO	BEHIND	LAP TIME	NO	BEHIND	LAP TIME	NO	BEHIND	LAP TIME
999		1:35.073	999		1:35.946	999		1:35.483	999		1:36.830 P	3		1:36.494 P
45	1 Lap	1:45.089 P	19	3.346	1:35.614	8	2 Laps	1:39.128	23	4.792	1:35.721	86	1 Lap	1:35.494
77	2 Laps	1:48.335	27	5.348	1:35.828	45	2 Laps	3:14.717	8	2 Laps	1:41.275 P	51	2 Laps	1:38.713
19	3.679	1:35.349	82	2 Laps	1:48.699	19	3.719	1:35.856 P	27	6.513	1:38.442 P	23	10.892	1:53.332 P
22	2 Laps	1:49.151	23	6.463	1:35.626	27	4.901	1:35.036	45	2 Laps	1:39.857	63	1 Lap	1:34.164
27	5.467	1:35.129	72	3 Laps	1:52.290 P	23	5.901	1:34.921	666	2 Laps	1:50.297 P	18	1 Lap	1:34.663
23	6.783	1:35.498	3	11.439	1:35.530	3	12.359	1:36.403	3	10.739	1:35.210	991	1 Lap	1:36.487
3	11.855	1:36.317	77	2 Laps	1:48.762	51	2 Laps	3:02.497	86	1 Lap	3:03.959	911	1 Lap	1:35.766
17	2 Laps	1:49.736	22	2 Laps	1:50.512 P	82	2 Laps	1:48.991	51	2 Laps	1:37.579	37	1 Lap	1:35.203
14	2 Laps	1:49.710	86	21.831	1:38.256 P	80	4 Laps	4:04.034	63	1 Lap	1:35.745	97	1 Lap	1:36.084
86	19.521	1:37.352	17	2 Laps	1:49.067	63	1 Lap	3:08.836	991	1 Lap	1:36.638	5	1 Lap	1:35.791
97	25.744	1:36.839	14	2 Laps	1:49.510	991	1 Lap	3:05.729	18	1 Lap	1:36.164	7	1 Lap	1:35.722
51	1 Lap	1:46.115 P	97	32.481	1:42.683 P	18	1 Lap	3:05.355	911	1 Lap	3:03.826	81	3 Laps	1:46.905
63	27.680	1:39.887 P	911	36.442	1:37.439 P	77	2 Laps	1:47.993	37	1 Lap	1:36.395	80	4 Laps	1:50.945
37	28.260	1:39.841 P	5	40.791	1:38.535 P	37	1 Lap	3:12.667	97	1 Lap	3:10.185	28	1 Lap	1:33.884
11	2 Laps	1:53.983 P	888	1 Lap	1:36.085	7	1 Lap	3:04.516	5	1 Lap	3:04.152	72	4 Laps	1:46.547
991	31.696	1:39.337 P	666	1 Lap	1:46.029	17	2 Laps	1:50.961	7	1 Lap	1:37.600	888	1 Lap	1:38.790 P
18	32.847	1:38.155 P				14	2 Laps	1:50.398	82	2 Laps	1:53.405 P	17	2 Laps	1:53.040 P
911	34.950	1:36.558				28	1 Lap	3:02.428	80	4 Laps	1:52.871	22	3 Laps	1:48.165
5	38.203	1:36.674				888	1 Lap	1:35.202	81	3 Laps	4:00.913	999	1:17.751	3:04.984
7	39.058	1:39.229 P				11	3 Laps	4:08.028	77	2 Laps	1:51.811 P	19	1:19.207	1:35.498
28	1:07.729	1:41.931 P							72	4 Laps	4:02.837	27	1:23.081	3:03.801
888	1 Lap	1:35.777							28	1 Lap	1:35.477	8	2 Laps	3:06.691
666	1 Lap	1:45.684							17	2 Laps	1:50.770	45	1 Lap	1:37.606
81	1 Lap	1:48.594 P							14	2 Laps	1:54.105 P	86	1:37.870	1:36.132
8	1 Lap	1:38.425							22	3 Laps	4:00.306	11	3 Laps	1:48.506
									888	1 Lap	1:35.450	63	1:44.809	1:33.877
									19	1:30.942	3:04.053	51	1 Lap	1:37.459
									11	3 Laps	1:49.859	18	1:47.701	1:34.164
									45	1 Lap	1:37.953	991	1:51.163	1:36.106
												37	1:51.894	1:34.861
												911	1:52.529	1:36.041
												97	1:54.860	1:35.656
												7	1:56.834	1:35.430
												5	1:57.658	1:36.471
												28	2:18.144	1:34.118
												666	2 Laps	4:00.539
												81	2 Laps	1:46.245
												80	3 Laps	1:49.842
												82	2 Laps	3:51.634
												72	3 Laps	1:45.848
												77	2 Laps	3:55.388

Weather / Track : Sunny / Dry

Blancpain GT Series Asia 2018

RACE 1 - LAP CHART

LAP 21 @ 15:08:21.795			LAP 22 @ 15:09:57.179			LAP 23 @ 15:11:32.157			LAP 24 @ 15:13:07.387			LAP 25 @ 15:14:42.529		
NO	BEHIND	LAP TIME	NO	BEHIND	LAP TIME	NO	BEHIND	LAP TIME	NO	BEHIND	LAP TIME	NO	BEHIND	LAP TIME
999		1:35.202	999		1:35.384	999		1:34.978	999		1:35.230	999		1:35.141
19	0.785	1:34.531	19	0.492	1:35.091	19	0.697	1:35.183	19	0.609	1:35.142	19	0.720	1:35.251
27	4.344	1:34.216	72	4 Laps	1:47.450	27	3.006	1:34.441	27	2.552	1:34.776	27	1.905	1:34.494
22	3 Laps	1:49.308	27	3.543	1:34.583	80	4 Laps	1:51.176	81	3 Laps	1:47.796	14	4 Laps	1:55.977
8	2 Laps	1:36.241	82	3 Laps	1:51.304	8	2 Laps	1:36.296	8	2 Laps	1:35.930	8	2 Laps	1:36.014
3	11.283	3:04.237	8	2 Laps	1:36.663	72	4 Laps	1:45.961	3	15.260	1:36.208	3	15.791	1:35.672
45	1 Lap	1:37.552	77	3 Laps	1:49.747	3	14.282	1:36.331	666	3 Laps	2:04.455	86	22.672	1:35.399
86	20.606	1:35.690	3	12.930	1:37.030	82	3 Laps	1:47.822	86	22.413	1:36.095	81	3 Laps	1:49.579 P
23	21.285	3:03.347	22	3 Laps	1:48.478	86	21.549	1:35.536	23	22.910	1:35.236	23	23.561	1:35.792
63	26.040	1:34.184	86	20.991	1:35.768	23	22.904	1:36.303	72	4 Laps	1:46.498	63	24.168	1:34.591
18	30.569	1:35.822	23	21.579	1:35.677	63	25.183	1:35.045	63	24.718	1:34.765	18	29.065	1:34.864
51	1 Lap	1:39.563	45	1 Lap	1:38.797	77	3 Laps	1:49.684	80	4 Laps	1:53.367	666	3 Laps	1:46.700
991	35.024	1:36.815	63	25.116	1:34.460	45	1 Lap	1:38.202	18	29.341	1:35.023	45	1 Lap	1:38.339
911	36.741	1:37.166	18	29.668	1:34.483	18	29.548	1:34.857	45	1 Lap	1:39.033	72	4 Laps	1:47.131
97	38.273	1:36.366	17	3 Laps	3:56.219	22	3 Laps	1:48.684	82	3 Laps	1:50.847	911	40.917	1:36.222
7	40.076	1:36.197	991	36.249	1:36.608	991	37.201	1:35.929	991	39.266	1:37.296	7	41.223	1:35.801
37	40.790	1:41.849	51	1 Lap	1:38.093	911	37.788	1:35.624	911	39.836	1:37.278	97	42.619	1:37.220
5	41.252	1:36.548	911	37.142	1:35.784	51	1 Lap	1:37.247	77	3 Laps	1:49.329	80	4 Laps	1:51.763
11	3 Laps	1:53.179	97	38.333	1:35.444	97	39.539	1:36.184	97	40.539	1:36.230	37	43.929	1:36.886
14	3 Laps	4:28.757	7	39.852	1:35.159	7	40.189	1:35.315	7	40.563	1:35.603	991	44.454	1:40.329
28	59.474	1:34.284	37	40.481	1:35.075	37	41.299	1:35.796	37	42.183	1:36.114	51	1 Lap	1:36.994
666	2 Laps	1:45.597	5	41.427	1:35.558	5	42.523	1:36.074	51	1 Lap	1:38.780	5	46.973	1:38.610 P
81	2 Laps	1:46.252	11	3 Laps	1:49.573	17	3 Laps	1:53.991	5	43.503	1:36.210	82	3 Laps	1:51.055
888	1 Lap	3:18.403	28	59.816	1:35.725	28	58.536	1:33.698	22	3 Laps	1:51.815	77	3 Laps	1:48.940
80	3 Laps	1:49.386	14	3 Laps	1:53.936	11	3 Laps	1:49.099	28	58.660	1:35.354	28	58.120	1:34.600
			666	2 Laps	1:46.943	14	3 Laps	1:52.395	17	3 Laps	1:52.614	22	3 Laps	1:48.213
			888	1 Lap	1:36.924	888	1 Lap	1:40.778	11	3 Laps	1:50.470	17	3 Laps	1:52.079
			81	2 Laps	1:47.314				888	1 Lap	1:34.323	888	1 Lap	1:35.334

Weather / Track : Sunny / Dry

Blancpain GT Series Asia 2018

RACE 1 - LAP CHART

LAP 26 @ 15:16:18.631			LAP 27 @ 15:17:54.194			LAP 28 @ 15:19:28.882			LAP 29 @ 15:21:03.569			LAP 30 @ 15:22:38.463		
NO	BEHIND	LAP TIME	NO	BEHIND	LAP TIME	NO	BEHIND	LAP TIME	NO	BEHIND	LAP TIME	NO	BEHIND	LAP TIME
999		1:36.102	19		1:35.271	19		1:34.688	19		1:34.687	19		1:34.893
19	0.291	1:35.673	999	0.465	1:36.027	999	0.600	1:34.823	999	0.730	1:34.817	999	0.969	1:35.132
27	1.020	1:35.217	27	0.709	1:35.252	27	1.083	1:35.062	27	1.225	1:34.829	27	1.309	1:34.977
11	4 Laps	1:53.068 P	17	4 Laps	1:53.484	8	2 Laps	1:36.515	22	4 Laps	1:51.524	82	4 Laps	1:51.913 P
8	2 Laps	1:35.831	8	2 Laps	1:35.883	3	15.669	1:35.876	8	2 Laps	1:35.662	80	5 Laps	1:51.268
3	14.850	1:35.161	3	14.481	1:35.193	86	23.149	1:35.722	3	16.201	1:35.219	77	4 Laps	1:48.521
86	22.129	1:35.559	86	22.115	1:35.548	63	23.840	1:35.439	86	23.975	1:35.513	3	17.528	1:36.220
23	22.860	1:35.401	23	22.511	1:35.214	23	25.292	1:37.469	63	24.257	1:35.103	8	2 Laps	1:37.881
63	24.253	1:36.187	63	23.090	1:34.399	17	4 Laps	1:53.974	23	25.459	1:34.854	63	24.250	1:34.886
18	27.612	1:34.649	18	26.153	1:34.104	18	25.933	1:34.468	18	25.822	1:34.576	22	4 Laps	1:50.505
14	4 Laps	1:56.009	45	1 Lap	1:37.755	45	1 Lap	1:36.775	45	1 Lap	1:37.204	86	24.932	1:35.849
45	1 Lap	1:37.877	911	42.319	1:36.532	7	43.223	1:35.566	17	4 Laps	1:51.676	23	25.857	1:35.290
911	41.349	1:36.534	7	42.345	1:35.917	911	44.299	1:36.668	7	43.640	1:35.103	18	26.141	1:35.211
7	41.991	1:36.869	11	4 Laps	2:11.438	37	44.510	1:35.497	911	45.363	1:35.751	7	45.053	1:36.306
666	3 Laps	1:46.745	37	43.700	1:35.324	97	49.472	1:36.611	37	45.714	1:35.891	45	1 Lap	1:39.103
37	43.938	1:36.112	991	47.056	1:37.965	991	50.766	1:38.398	97	49.895	1:35.110	37	46.130	1:35.309
97	44.183	1:37.666	97	47.549	1:38.929	51	1 Lap	1:37.919	991	52.013	1:35.933	911	46.922	1:36.452
991	44.654	1:36.301	51	1 Lap	1:37.595	28	56.972	1:34.389	51	1 Lap	1:38.535 P	97	51.445	1:36.442
51	1 Lap	1:37.870	666	3 Laps	1:45.826	11	4 Laps	1:50.995	28	56.529	1:34.244	991	53.319	1:36.199
72	4 Laps	1:47.843	14	4 Laps	1:57.970	666	3 Laps	1:45.852	5	1:10.955	1:36.295	28	56.357	1:34.720
81	3 Laps	2:06.717	28	57.271	1:35.071	72	4 Laps	1:45.902	11	4 Laps	1:48.224	17	4 Laps	1:54.284
28	57.762	1:35.745	72	4 Laps	1:45.992	5	1:09.347	1:35.314	666	3 Laps	1:46.389	5	1:11.957	1:35.895
80	4 Laps	1:51.033	81	3 Laps	1:46.289	14	4 Laps	1:53.470	72	4 Laps	1:46.010	51	1 Lap	2:05.767
82	3 Laps	1:48.361	5	1:08.721	1:36.533	81	3 Laps	1:45.764	81	3 Laps	1:46.538	11	4 Laps	1:48.428
77	3 Laps	1:48.978	80	4 Laps	1:50.839	82	3 Laps	1:48.068	888	1 Lap	1:35.223	666	3 Laps	1:46.516
5	1:07.750	1:56.879	82	3 Laps	1:48.516	80	4 Laps	1:50.548	14	4 Laps	1:55.107	72	4 Laps	1:45.463
22	3 Laps	1:49.159	77	3 Laps	1:48.656	888	1 Lap	1:34.830				888	1 Lap	1:34.983
888	1 Lap	1:35.018	22	3 Laps	1:48.287	77	3 Laps	1:49.151						
			888	1 Lap	1:34.675									

Weather / Track : Sunny / Dry

Chang International
Circuit Length = 4.554 km
Start: 14:32 Flag 15:33 End: 15:38

Blancpain GT Series Asia 2018

RACE 1 - LAP CHART

LAP 31 @ 15:24:14.815			LAP 32 @ 15:25:49.749			LAP 33 @ 15:27:24.056			LAP 34 @ 15:28:59.199			LAP 35 @ 15:30:34.122		
NO	BEHIND	LAP TIME	NO	BEHIND	LAP TIME	NO	BEHIND	LAP TIME	NO	BEHIND	LAP TIME	NO	BEHIND	LAP TIME
999		1:35.383	999		1:34.933	999		1:34.306	999		1:35.143	999		1:34.922
27	0.305	1:35.348	27	0.697	1:35.326	27	1.147	1:34.755	888	2 Laps	1:37.359	888	2 Laps	1:35.552
19	0.350	1:36.702 P	666	4 Laps	1:47.572	666	4 Laps	1:46.574	27	1.113	1:35.110	27	1.951	1:35.761
81	4 Laps	1:48.571	11	5 Laps	1:49.210	11	5 Laps	1:48.224	17	5 Laps	1:50.797	51	2 Laps	1:39.967
3	17.881	1:36.705	72	5 Laps	1:48.380 P	3	19.134	1:35.186	3	19.457	1:35.467	82	5 Laps	1:47.829
8	2 Laps	1:36.173	3	18.253	1:35.306	8	2 Laps	1:35.718	8	2 Laps	1:35.667	3	19.954	1:35.419
14	5 Laps	1:57.698	8	2 Laps	1:35.712	63	23.956	1:34.690	63	23.949	1:35.136	8	2 Laps	1:35.643
63	22.884	1:34.986	63	23.572	1:35.622	19	24.680	1:34.711	19	24.465	1:34.927	63	23.783	1:34.756
86	24.544	1:35.965	19	24.276	1:58.859	86	27.743	1:36.366	18	27.912	1:35.099	19	24.439	1:34.897
80	5 Laps	1:50.661	86	25.684	1:36.073	18	27.957	1:36.160	666	4 Laps	1:47.412	18	27.806	1:34.816
23	25.155	1:35.650	18	26.103	1:35.170	23	38.410	1:35.986	86	29.428	1:36.828	86	30.654	1:36.148
18	25.866	1:36.078	23	36.729	1:46.508	72	5 Laps	2:05.577	11	5 Laps	1:49.436	17	5 Laps	1:52.309
77	4 Laps	1:49.566	80	5 Laps	1:51.425	7	45.312	1:35.596	23	38.038	1:34.772	23	38.303	1:35.187
22	4 Laps	1:50.502	77	4 Laps	1:50.304	37	46.910	1:35.278	7	46.032	1:35.863	666	4 Laps	1:46.455
7	44.043	1:35.343	14	5 Laps	1:56.809	911	51.386	1:36.743	37	47.029	1:35.262	7	45.990	1:34.880
37	45.247	1:35.469	7	44.023	1:34.913	97	53.234	1:35.955	72	5 Laps	1:46.762	37	47.093	1:34.987
911	47.019	1:36.449	37	45.938	1:35.625	28	58.714	1:37.776	911	51.812	1:35.569	11	5 Laps	1:48.983
82	4 Laps	2:15.137	911	48.949	1:36.863	77	4 Laps	1:51.163	97	53.279	1:35.189	911	52.615	1:35.725
45	1 Lap	1:40.490	97	51.584	1:35.884	991	59.350	1:38.822	28	57.952	1:34.381	97	53.501	1:35.144
97	50.633	1:35.541	22	4 Laps	1:49.194	45	1 Lap	1:41.054	991	1:00.190	1:35.983	28	57.531	1:34.502
991	53.191	1:36.225	45	1 Lap	1:38.756	80	5 Laps	1:53.529	45	1 Lap	1:37.874	991	1:01.547	1:36.279
28	54.372	1:34.368	991	54.834	1:36.576	14	5 Laps	1:55.549	77	4 Laps	1:49.149	72	5 Laps	1:46.664
5	1:11.544	1:35.939	28	55.244	1:35.805	22	4 Laps	1:50.050	5	1:15.599	1:36.652	45	1 Lap	1:37.447
17	4 Laps	1:51.441	81	4 Laps	2:30.205 P	5	1:14.091	1:35.308	80	5 Laps	1:51.196	5	1:15.977	1:35.300
51	1 Lap	1:37.656	5	1:13.088	1:36.477	82	4 Laps	1:49.491	81	5 Laps	3:28.864	77	4 Laps	1:48.072
888	1 Lap	1:36.085	82	4 Laps	2:04.017	51	1 Lap	1:37.407	14	5 Laps	1:51.768	80	5 Laps	1:50.764
			51	1 Lap	1:37.875				22	4 Laps	1:48.854			
			888	1 Lap	1:36.064									
			17	4 Laps	1:52.145									

Weather / Track : Sunny / Dry

Chang International
Circuit Length = 4.554 km
Start: 14:32 Flag 15:33 End: 15:38

Blancpain GT Series Asia 2018

RACE 1 - LAP CHART

LAP 36 @ 15:32:10.365			LAP 37 @ 15:33:46.215		
NO	BEHIND	LAP TIME	NO	BEHIND	LAP TIME
999		1:36.243	999		1:35.849
888	2 Laps	1:35.490	888	2 Laps	1:35.689
22	5 Laps	1:49.439	27	1.432	1:35.812
27	1.469	1:35.761	77	5 Laps	1:49.243
14	6 Laps	1:54.426	51	2 Laps	1:39.263
51	2 Laps	1:37.449	80	6 Laps	1:51.403
81	6 Laps	2:05.222	22	5 Laps	1:50.973
3	20.050	1:36.338	3	19.806	1:35.605
8	2 Laps	1:35.853	14	6 Laps	1:52.958
82	5 Laps	1:48.202	63	21.203	1:35.010
63	22.042	1:34.501	19	22.172	1:35.402
19	22.619	1:34.423	18	24.559	1:34.453
18	25.955	1:34.392	8	2 Laps	1:40.134
86	30.066	1:35.655	86	31.053	1:36.837
23	37.001	1:34.940	82	5 Laps	1:49.626
7	45.142	1:35.395	23	36.276	1:35.125
37	45.971	1:35.120	7	44.470	1:35.177
17	5 Laps	1:50.939	37	45.348	1:35.226
666	4 Laps	1:47.843	81	6 Laps	2:09.609
911	52.039	1:35.667	911	52.128	1:35.939
97	53.161	1:35.903	97	53.124	1:35.812
28	55.475	1:34.187	28	54.556	1:34.930
11	5 Laps	1:49.223	666	4 Laps	1:47.338
991	1:01.661	1:36.356	17	5 Laps	1:51.287
45	1 Lap	1:37.231	991	1:03.147	1:37.336
72	5 Laps	1:45.431	45	1 Lap	1:39.899
5	1:15.124	1:35.390	11	5 Laps	1:50.076
			5	1:14.817	1:35.543
			72	5 Laps	2:03.196 P

Weather / Track : Sunny / Dry

Blancpain GT Series Asia 2018

RACE 1 - POSITION CHART

No	Name	Lap Pos	Lap																																					
			1	2	3	4	5	6	7	8	9	10	11	12	13	14	15	16	17	18	19	20	21	22	23	24	25	26	27	28	29	30	31	32						
999	GruppeM Racing Team	1	999	999	999	999	999	999	999	999	999	999	999	999	999	999	999	999	999	999	999	999	999	999	999	999	999	999	999	999	999	999	999	999	999	999				
27	HubAuto Corsa	2	19	19	19	19	19	19	19	19	19	19	19	19	19	19	19	19	19	19	19	23	23	19	19	19	19	19	19	999	999	999	999	999	27	27				
3	Absolute Racing	3	27	27	27	27	27	27	27	27	27	27	27	27	27	27	27	27	27	27	27	27	27	27	27	27	27	27	27	27	27	27	27	27	27	19	3			
888	GruppeM Racing Team	4	86	86	86	86	86	23	23	23	23	23	23	23	23	23	23	23	23	23	23	3	19	3	3	3	3	3	3	3	3	3	3	3	3	3	3	63		
19	FFF Racing Team by A	5	3	3	3	23	23	3	3	3	3	3	3	3	3	3	3	3	3	3	19	27	86	86	86	86	86	86	86	86	86	86	86	86	86	63	63	19		
37	Absolute Racing	6	23	23	23	3	3	86	86	86	86	86	86	86	86	86	86	86	86	86	86	86	86	23	23	23	23	23	23	23	23	23	23	23	23	23	23	23	18	
86	OD Racing Team WRT	7	97	97	97	97	97	97	97	97	97	97	97	97	97	97	97	97	97	97	97	97	97	97	97	97	97	97	97	97	97	97	97	97	97	97	97	18		
23	KCMG	8	888	888	888	888	888	888	63	63	63	63	63	63	63	63	63	63	63	63	63	63	63	63	63	63	63	63	63	63	63	63	63	63	63	63	63	23		
97	Indigo Racing	9	63	63	63	63	63	63	37	37	37	37	37	37	37	37	37	37	37	37	37	37	37	37	37	37	37	37	37	37	37	37	37	37	37	37	37	23		
5	Phoenix Racing Asia	10	37	37	37	37	37	37	991	991	991	991	991	991	991	991	991	991	991	991	991	991	991	991	991	991	991	991	991	991	991	991	991	991	991	991	991	991	23	
63	FFF Racing Team by A	11	5	5	5	5	5	5	911	911	911	911	911	18	18	18	18	18	18	18	18	18	18	18	18	18	18	18	18	18	18	18	18	18	18	18	18	18	23	
991	Craft Bamboo Racing	12	911	991	991	991	991	991	18	18	18	18	911	911	911	911	911	911	911	911	911	911	911	911	911	911	911	911	911	911	911	911	911	911	911	911	911	911	23	
7	Absolute Racing	13	991	911	911	911	911	911	7	7	7	7	7	7	7	7	7	7	7	7	7	7	7	7	7	7	7	7	7	7	7	7	7	7	7	7	7	7	23	
911	Craft Bamboo Racing	14	7	7	18	18	18	18	5	5	5	5	5	5	5	5	5	5	5	5	5	5	5	5	5	5	5	5	5	5	5	5	5	5	5	5	5	5	23	
8	ARN Racing	15	28	18	7	7	7	7	28	28	28	28	28	28	28	28	28	28	28	28	28	28	28	28	28	28	28	28	28	28	28	28	28	28	28	28	28	28	23	
18	KCMG	16	18	28	28	28	28	28	45	45	45	45	45	45	45	45	45	45	45	45	45	45	45	45	45	45	45	45	45	45	45	45	45	45	45	45	45	45	23	
28	HubAuto Corsa	17	51	51	51	51	45	45	51	51	51	51	51	51	51	51	51	51	51	51	51	51	51	51	51	51	51	51	51	51	51	51	51	51	51	51	51	51	23	
45	KCMG	18	45	45	45	45	51	51	81	666	666	666	666	666	666	666	666	666	666	666	666	666	666	666	666	666	666	666	666	666	666	666	666	666	666	666	666	666	23	
51	AMAC Motorsport	19	81	81	81	81	81	81	666	81	81	81	81	81	81	81	81	81	81	81	81	81	81	81	81	81	81	81	81	81	81	81	81	81	81	81	81	81	23	
81	BMW Team Studie	20	82	666	666	666	666	666	888	82	82	82	82	82	888	81	81	51	51	8	666	666	81	81	666	666	666	666	666	666	666	666	666	666	666	666	666	666	666	23
77	Craft Bamboo Racing	21	666	82	82	82	82	82	82	77	77	77	77	77	888	82	82	8	82	82	82	82	82	82	82	82	82	82	82	82	82	82	82	82	82	82	82	82	82	23
22	JWD Unixx Racing Tea	22	11	11	11	77	77	77	77	22	22	22	22	22	77	77	8	82	77	77	81	82	82	82	82	82	82	82	82	82	82	82	82	82	82	82	82	82	23	
82	BMW Team Studie	23	17	17	77	22	22	22	22	17	17	17	888	22	22	77	77	17	17	82	77	77	77	77	77	77	77	77	77	77	77	77	77	77	77	77	77	77	77	23
11	TTR Team SARD	24	77	77	72	17	17	17	17	14	14	14	17	17	8	22	22	14	14	77	22	22	22	22	22	22	22	22	22	22	22	22	22	22	22	22	22	22	22	23
14	Morseng Racing Team	25	72	72	17	14	14	14	14	11	11	11	14	14	17	17	17	81	81	22	17	17	17	17	17	17	17	17	17	17	17	17	17	17	17	17	17	17	17	23
17	Taiwan Top Speed Rac	26	14	22	22	11	11	11	11	80	888	888	11	8	14	14	14	22	22	11	11	11	11	11	11	11	11	11	11	11	11	11	11	11	11	11	11	11	11	23
80	Racing Spirit Thailand	27	22	14	14	80	80	80	80	888	80	8	8	11	11	11	11	11	11	14	14	14	14	14	14	14	14	14	14	14	14	14	14	14	14	14	14	14	14	23
666	GruppeM Racing Team	28	80	80	80	72	72	72	72	8	8	80	80	80	80	80	80	80	80	80	80	80	80	80	80	80	80	80	80	80	80	80	80	80	80	80	80	80	80	23
72	Team iRaceWin	29	8	8	8	8	8	8	8	72	72	72	72	72	72	72	72	72	72	72	72	72	72	72	72	72	72	72	72	72	72	72	72	72	72	72	72	72	23	

Weather / Track : Sunny / Dry

Chang International
Circuit Length = 4.554 km
Start: 14:32 Flag 15:33 End: 15:38

Blancpain GT Series Asia 2018

RACE 1 - POSITION CHART

No	Name	Lap					
		Pos	33	34	35	36	37
999	GruppeM Racing Team	1	999	999	999	999	999
27	HubAuto Corsa	2	27	27	27	27	27
3	Absolute Racing	3	3	3	3	3	3
888	GruppeM Racing Team	4	63	63	63	63	63
19	FFF Racing Team by A	5	19	19	19	19	19
37	Absolute Racing	6	86	18	18	18	18
86	OD Racing Team WRT	7	18	86	86	86	86
23	KCMG	8	23	23	23	23	23
97	Indigo Racing	9	7	7	7	7	7
5	Phoenix Racing Asia	10	37	37	37	37	37
63	FFF Racing Team by A	11	911	911	911	911	911
991	Craft Bamboo Racing	12	97	97	97	97	97
7	Absolute Racing	13	28	28	28	28	28
911	Craft Bamboo Racing	14	991	991	991	991	991
8	ARN Racing	15	5	5	5	5	5
18	KCMG	16	45	45	45	45	
28	HubAuto Corsa	17	888	888	888		
45	KCMG	18	51	51	51		
51	AMAC Motorsport	19	8	8	8		
81	BMW Team Studie	20	666				
77	Craft Bamboo Racing	21					
22	JWD Unixx Racing Tea	22					
82	BMW Team Studie	23					
11	TTR Team SARD	24					
14	Morseng Racing Team	25					
17	Taiwan Top Speed Rac	26					
80	Racing Spirit Thailand	27					
666	GruppeM Racing Team	28					
72	Team iRaceWin	29					

Weather / Track : Sunny / Dry

Results can be found at www.tsl-timing.com

Page 2 of 2

Chang International
 Circuit Length = 4.554 km
 Start: 14:32 Flag 15:33 End: 15:38

Printed - 15:41 Saturday, 12 May 2018

Blancpain GT Series Asia 2018

RACE 1 - BEST SPEEDS

POS	NO	NAME	VMAX	KPH
1	23	KCMG		256.5
2	19	FFF Racing Team by ACM		253.5
3	27	HubAuto Corsa		252.9
4	37	Absolute Racing		252.9
5	51	AMAC Motorsport		252.9
6	63	FFF Racing Team by ACM		252.3
7	18	KCMG		252.3
8	999	GruppeM Racing Team		251.7
9	86	OD Racing Team WRT		251.1
10	911	Craft Bamboo Racing		251.1
11	28	HubAuto Corsa		251.1
12	8	ARN Racing		251.1
13	3	Absolute Racing		250.5
14	7	Absolute Racing		250.5
15	991	Craft Bamboo Racing		250.0
16	5	Phoenix Racing Asia		250.0
17	888	GruppeM Racing Team		250.0
18	45	KCMG		249.4
19	97	Indigo Racing		248.8
20	81	BMW Team Studie		233.2
21	72	Team iRaceWin		232.7
22	666	GruppeM Racing Team		231.7
23	22	JWD Unixx Racing Team		231.2
24	82	BMW Team Studie		230.7
25	17	Taiwan Top Speed Racing Team		228.3
26	77	Craft Bamboo Racing		227.8
27	11	TTR Team SARD		227.8
28	80	Racing Spirit Thailand		227.3
29	14	Morseng Racing Team		227.3

Weather / Track : Sunny / Dry

Results can be found at www.tsl-timing.com

Chang International
Circuit Length = 4.554 km
Start: 14:32 Flag 15:33 End: 15:38

Printed - 15:43 Saturday, 12 May 2018

Blancpain GT Series Asia 2018

RACE 1 - BEST SECTORS

SECTOR 1			SECTOR 2			SECTOR 3			IDEAL / BEST COMPARISON						
POS	NO	NAME	TIME	NO	NAME	TIME	NO	NAME	TIME	POS	NO	NAME	IDEAL	BEST	DIFF
													PERFECT LAP	1:33.515	
1	28	HubAuto Corsa	22.156	18	KCMG	34.929	63	FFF Racing Team b	36.430	1	28	HubAuto Corsa	1:33.569	1:33.698	0.129
2	23	KCMG	22.285	28	HubAuto Corsa	34.948	28	HubAuto Corsa	36.465	2	63	FFF Racing Team by.	1:33.698	1:33.877	0.179
3	18	KCMG	22.289	63	FFF Racing Team b	34.950	999	GruppeM Racing Te	36.486	3	999	GruppeM Racing Te	1:33.795	1:34.306	0.511
4	63	FFF Racing Team b	22.318	999	GruppeM Racing Te	34.966	27	HubAuto Corsa	36.496	4	18	KCMG	1:33.928	1:34.104	0.175
5	999	GruppeM Racing Te	22.342	888	GruppeM Racing Te	35.046	888	GruppeM Racing Te	36.521	5	27	HubAuto Corsa	1:33.985	1:34.216	0.231
6	19	FFF Racing Team b	22.371	27	HubAuto Corsa	35.086	19	FFF Racing Team b	36.644	6	888	GruppeM Racing Te	1:34.089	1:34.323	0.234
7	27	HubAuto Corsa	22.402	19	FFF Racing Team b	35.124	18	KCMG	36.710	7	19	FFF Racing Team by.	1:34.139	1:34.423	0.283
8	37	Absolute Racing	22.471	7	Absolute Racing	35.241	7	Absolute Racing	36.792	8	23	KCMG	1:34.338	1:34.772	0.434
9	7	Absolute Racing	22.517	23	KCMG	35.253	23	KCMG	36.799	9	7	Absolute Racing	1:34.550	1:34.880	0.330
10	888	GruppeM Racing Te	22.521	5	Phoenix Racing Asi	35.319	37	Absolute Racing	36.903	10	37	Absolute Racing	1:34.698	1:34.861	0.163
11	97	Indigo Racing	22.542	37	Absolute Racing	35.323	3	Absolute Racing	36.910	11	97	Indigo Racing	1:34.911	1:35.110	0.198
12	5	Phoenix Racing Asi	22.588	97	Indigo Racing	35.342	86	OD Racing Team W	36.981	12	3	Absolute Racing	1:34.933	1:35.138	0.205
13	8	ARN Racing	22.597	3	Absolute Racing	35.376	911	Craft Bamboo Racin	36.991	13	5	Phoenix Racing Asia	1:34.950	1:35.300	0.349
14	911	Craft Bamboo Racin	22.628	86	OD Racing Team W	35.399	97	Indigo Racing	37.027	14	86	OD Racing Team WR	1:35.046	1:35.293	0.247
15	3	Absolute Racing	22.646	8	ARN Racing	35.534	5	Phoenix Racing Asi	37.043	15	911	Craft Bamboo Racing	1:35.177	1:35.569	0.391
16	86	OD Racing Team W	22.665	911	Craft Bamboo Racin	35.558	8	ARN Racing	37.157	16	8	ARN Racing	1:35.289	1:35.643	0.354
17	991	Craft Bamboo Racin	22.688	991	Craft Bamboo Racin	35.631	991	Craft Bamboo Racin	37.183	17	991	Craft Bamboo Racing	1:35.502	1:35.929	0.427
18	51	AMAC Motorsport	22.818	51	AMAC Motorsport	35.910	51	AMAC Motorsport	37.657	18	51	AMAC Motorsport	1:36.385	1:36.994	0.609
19	45	KCMG	22.919	45	KCMG	36.036	45	KCMG	37.673	19	45	KCMG	1:36.628	1:36.775	0.147
20	72	Team iRaceWin	24.955	666	GruppeM Racing Te	39.034	666	GruppeM Racing Te	40.846	20	666	GruppeM Racing Te	1:44.962	1:45.597	0.634
21	81	BMW Team Studie	24.992	72	Team iRaceWin	39.303	72	Team iRaceWin	40.859	21	72	Team iRaceWin	1:45.118	1:45.431	0.313
22	666	GruppeM Racing Te	25.081	81	BMW Team Studie	39.456	81	BMW Team Studie	41.096	22	81	BMW Team Studie	1:45.545	1:45.764	0.219
23	82	BMW Team Studie	25.182	22	JWD Unixx Racing T	40.036	82	BMW Team Studie	41.385	23	82	BMW Team Studie	1:46.603	1:47.073	0.469
24	22	JWD Unixx Racing T	25.358	82	BMW Team Studie	40.036	77	Craft Bamboo Racin	41.576	24	77	Craft Bamboo Racing	1:47.196	1:47.676	0.480
25	11	TTR Team SARD	25.362	11	TTR Team SARD	40.131	22	JWD Unixx Racing T	41.835	25	22	JWD Unixx Racing Te	1:47.229	1:47.249	0.020
26	77	Craft Bamboo Racin	25.419	77	Craft Bamboo Racin	40.201	17	Taiwan Top Speed I	42.025	26	11	TTR Team SARD	1:47.695	1:48.224	0.529
27	17	Taiwan Top Speed I	25.439	80	Racing Spirit Thaila	40.401	11	TTR Team SARD	42.201	27	17	Taiwan Top Speed R	1:47.969	1:48.637	0.667
28	14	Morseng Racing Te	25.674	17	Taiwan Top Speed I	40.505	14	Morseng Racing Te	42.313	28	14	Morseng Racing Te	1:48.493	1:48.760	0.266
29	80	Racing Spirit Thaila	25.858	14	Morseng Racing Te	40.505	80	Racing Spirit Thaila	42.854	29	80	Racing Spirit Thailand	1:49.113	1:49.386	0.272

Weather / Track : Sunny / Dry

Chang International

Circuit Length = 4.554 km

Start: 14:32 Flag 15:33 End: 15:38

Results can be found at www.tsl-timing.com

Printed - 15:44 Saturday, 12 May 2018

Blancpain GT Series Asia 2018

RACE 1 - DRIVER STATISTICS

POS	NO	CL	PIC	TEAM / DRIVERS	CAR	LAPS	RACE TIME	%	BEST	ON	KPH
1	999	GT3S	1	GruppeM Racing Team (HKG) Patric NIEDERHAUSER (CHE) Markus POMMER (DEU)	Mercedes-AMG GT3	37	1:00:53.700				
						19	32:10.847	52.85	1:34.450	3	173.57
						18	28:42.852	47.15	1:34.306	33	173.84
2	27	GT3S	2	HubAuto Corsa (TPE) Hongli YE (CHN) Nick FOSTER (AUS)	Ferrari 488 GT3	37	1:00:55.132				
						19	30:55.605	50.77	1:34.811	6	172.91
						18	28:27.536	46.72	1:34.216	21	174.00
3	3	GT3S	3	Absolute Racing (HKG) Martin RUMP (EST) Franky CHENG (CHN)	Audi R8 LMS GT3	37	1:01:13.506				
						20	32:36.325	53.26	1:35.138	12	172.32
						17	27:06.674	44.28	1:35.161	26	172.28
4	63	GT3PA	1	FFF Racing Team by ACM (CHN) Hiroshi HAMAGUCHI (JPN) Marco MAPELLI (CHE)	Lamborghini Huracan GT3	37	1:01:14.903				
						16	26:28.511	43.23	1:35.705	13	171.29
						21	33:10.523	54.17	1:33.877	20	174.63
5	19	GT3S	4	FFF Racing Team by ACM (CHN) Dennis LIND (DNK) Martin KODRIC (HRV)	Lamborghini Huracan GT3	37	1:01:15.873				
						18	29:15.981	47.77	1:34.590	4	173.32
						19	30:30.007	49.78	1:34.423	36	173.62
6	18	GT3PA	2	KCMG (HKG) Yuke TANIGUCHI (JPN) Tsugio MATSUDA (JPN)	Nissan GT-R NISMO GT3	37	1:01:18.259				
						16	27:54.822	45.53	1:35.479	15	171.70
						21	33:23.436	54.47	1:34.104	27	174.21
7	86	GT3S	5	OD Racing Team WRT (MYS) Aditya PATEL (IND) Mitchell GILBERT (MYS)	Audi R8 LMS GT3	37	1:01:24.753				
						17	27:58.609	45.56	1:35.293	4	172.04
						20	31:55.132	51.97	1:35.399	25	171.84
8	23	GT3S	6	KCMG (HKG) Edoardo LIBERATI (ITA) Florian STRAUSS (DEU)	Nissan GT-R NISMO GT3	37	1:01:29.977				
						20	34:06.081	55.45	1:34.859	7	172.82
						17	27:23.895	44.55	1:34.772	34	172.98
9	7	GT3PA	3	Absolute Racing (HKG) Andrew KIM (KOR) Adderly FONG (HKG)	Audi R8 LMS GT3	37	1:01:38.170				
						16	28:01.175	45.46	1:36.279	6	170.27
						21	33:36.994	54.54	1:34.880	35	172.78
10	37	GT3PA	4	Absolute Racing (HKG) Anthony LIU (CHN) Josh BURDON (HKG)	Audi R8 LMS GT3	37	1:01:39.048				
						16	27:57.568	45.35	1:35.853	14	171.03
						21	33:41.479	54.65	1:34.861	20	172.82
11	911	GT3S	7	Craft Bamboo Racing (HKG) Sandy STUVIK (THA) Shae DAVIES (AUS)	Porsche 991 GT3R	37	1:01:45.829				
						17	29:33.140	47.85	1:36.382	5	170.09
						20	32:12.688	52.15	1:35.569	34	171.54
12	97	GT3PA	5	Indigo Racing (KOR) Juwon SEO (KOR) Roelof BRUINS (NDL)	Mercedes-AMG GT3	37	1:01:46.824				
						17	28:09.259	45.57	1:36.125	14	170.55
						20	32:02.177	51.86	1:35.110	29	172.37
13	28	GT3PA	6	HubAuto Corsa (TPE) Morris CHEN (TPE) Tim SLADE (AUS)	Ferrari 488 GT3	37	1:01:48.257				
						16	28:27.580	46.05	1:37.577	4	168.01
						21	33:20.676	53.95	1:33.698	23	174.96
14	991	GT3S	8	Craft Bamboo Racing (HKG) Aidan READ (AUS) Darryl O'YOUNG (HKG)	Porsche 991 GT3R	37	1:01:56.847				
						16	26:32.527	42.85	1:36.154	12	170.50
						21	33:52.002	54.67	1:35.929	23	170.90
15	5	GT3S	9	Phoenix Racing Asia (HKG) Marchy LEE (HKG) Alex YOONG (MYS)	Audi R8 LMS GT3	37	1:02:08.518				
						17	28:17.569	45.53	1:36.264	5	170.30
						20	32:20.805	52.05	1:35.300	35	172.02
16	45	GT3AM	1	KCMG (HKG) Naoto TAKEDA (JPN) Takuya SHIRASAKA (JPN)	Audi R8 LMS GT3	36	1:02:04.633				
						15	26:01.103	41.91	1:38.935	5	165.70
						21	34:27.578	55.51	1:36.775	27	169.40
17	888	GT3PA	7	GruppeM Racing Team (HKG) Alexander MATTSCHULL (DEU) Maximilian BUHK (DEU)	Mercedes-AMG GT3	35	1:00:54.122				
						19	35:12.870	57.82	1:35.202	17	172.20
						16	25:41.251	42.18	1:34.323	23	173.81
18	51	GT3AM	2	AMAC Motorsport (AUS) Andrew MACPHERSON (AUS) William PORTER (AUS)	Lamborghini Huracan GT3	35	1:01:01.781				
						15	27:43.755	45.44	1:40.787	6	162.66
						20	33:18.025	54.56	1:36.994	24	169.02
19	8	GT3PA	8	ARN Racing (JPN) Hiroaki NAGAI (JPN) Daisuke ITO (JPN)	Ferrari 488 GT3	35	1:01:19.301				
						17	32:14.251	52.57	1:36.164	12	170.48
						18	29:05.049	47.43	1:35.643	33	171.41

Chang International

Circuit Length = 4.554 km

Start: 14:32 Flag 15:33 End: 15:38

Weather / Track : Sunny / Dry

Blancpain GT Series Asia 2018

RACE 1 - DRIVER STATISTICS

POS	NO	CL	PIC	TEAM / DRIVERS	CAR	LAPS	RACE TIME	%	BEST	ON	KPH
20	666	GT4AM	1	GruppeM Racing Team (HKG) Reinhold RENGER (DEU)	Mercedes-AMG GT4	33	1:01:56.334				
						33	1:01:56.334	100.00	1:45.597	19	155.25
21	77	GT4AM	2	Craft Bamboo Racing (HKG) Frank YU (HKG) Jean Marc MERLIN (FRA)	Porsche Cayman GT4 Clubsport MR	32	1:00:56.781				
						17	33:29.283	54.95	1:47.676	13	152.25
						15	27:27.497	45.05	1:48.072	31	151.69
22	22	GT4AM	3	JWD Unixx Racing Team (THA) Charvanin BUNDITKITSADA (THA) Pitsanu SIRIMONGKOLKASEM (THA)	Porsche Cayman GT4 Clubsport MR	32	1:01:09.578				
						15	27:56.115	45.68	1:47.249	2	152.86
						17	30:58.176	50.64	1:48.165	17	151.56
23	82	GT4AM	4	BMW Team Studie (JPN) Ken URATA (JPN) Max CHEN (TPE)	BMW M4 GT4	32	1:01:29.457				
						17	33:19.060	54.18	1:47.073	3	153.11
						15	28:10.396	45.82	1:47.822	20	152.05
24	17	GT4AM	5	Taiwan Top Speed Racing Team (TWN) Keo CHANG (TPE) Jeff LU (TPE)	Porsche Cayman GT4 Clubsport MR	32	1:01:56.789				
						18	35:35.242	57.45	1:48.637	6	150.90
						14	26:21.546	42.55	1:50.797	29	147.96
25	11	GT4AM	6	TTR Team SARD (HKG) Tony FONG (HKG) Brian LEE (TPE)	Porsche Cayman GT4 Clubsport MR	32	1:02:08.065				
						14	28:43.426	46.23	1:49.020	2	150.37
						18	33:24.638	53.77	1:48.224	25	151.48
26	72	GT4AM	7	Team iRaceWin (TPE) Ringo CHONG (SGP) Gilles VANNELET (FRA)	Mercedes-AMG GT4	32	1:02:32.748				
						14	29:52.367	47.76	1:48.541	3	151.04
						18	32:40.381	52.24	1:45.431	31	155.49
27	80	GT4AM	8	Racing Spirit Thailand (THA) Sontaya KUNPLOME (THA) Preeda TANTEM SAPYA (THA)	Porsche Cayman GT4 Clubsport MR	31	1:01:05.762				
						13	25:29.704	41.73	1:50.634	3	148.18
						18	33:20.577	54.57	1:49.386	18	149.87
28	14	GT4AM	9	Morseng Racing Team (THA) Chayapon YOTHA (THA) Tosaphol PHAMYAI (THA)	Porsche Cayman GT4 Clubsport MR	31	1:01:13.903				
						17	31:51.068	52.02	1:48.760	13	150.73
						14	26:48.938	43.79	1:51.768	29	146.68
29	81	GT4AM	10	BMW Team Studie (JPN) Sunako JUKUCHOU (JPN) Takayuki KINOSHITA (JPN)	BMW M4 GT4	31	1:01:40.899				
						15	29:34.826	47.96	1:45.865	2	154.86
						16	32:06.073	52.04	1:45.764	25	155.00

*Car 72 - Technical infringement Series Regulation Article 4.2.1. Start from the back of the grid for both races.

Blancpain GT Series Asia 2018

RACE 1 - PIT STOP ANALYSIS

P1	999 GT3S	GruppeM Racing Team	Mercedes-AMG GT3				
D1: Patric NIEDERHAUSER	Total Stint: 19 Laps - 32:10.847 (52.85%)		Best Lap: 1:34.450 On Lap 3 @ 173.57 kph				
D2: Markus POMMER	Total Stint: 18 Laps - 28:42.852 (47.15%)		Best Lap: 1:34.306 On Lap 33 @ 173.84 kph				
STOP	IN TIME	DRIVER IN	STINT TIME	STOP TIME	TOTAL STOP TIME	OUT TIME	DRIVER OUT
1 -	15:03:41.608	Patric NIEDERHAUSER	30:49.092	1:32.201	1:32.201	15:05:13.809	Markus POMMER
-	Finish	Markus POMMER	28:32.406				
P2	27 GT3S	HubAuto Corsa	Ferrari 488 GT3				
D1: Hongli YE	Total Stint: 19 Laps - 30:55.605 (50.77%)		Best Lap: 1:34.811 On Lap 6 @ 172.91 kph				
D2: Nick FOSTER	Total Stint: 18 Laps - 28:27.536 (46.72%)		Best Lap: 1:34.216 On Lap 21 @ 174.00 kph				
STOP	IN TIME	DRIVER IN	STINT TIME	STOP TIME	TOTAL STOP TIME	OUT TIME	DRIVER OUT
1 -	15:03:48.121	Hongli YE	30:55.605	1:31.990	1:31.990	15:05:20.111	Nick FOSTER
-	Finish	Nick FOSTER	28:27.536				
P3	3 GT3S	Absolute Racing	Audi R8 LMS GT3				
D1: Martin RUMP	Total Stint: 20 Laps - 32:36.325 (53.26%)		Best Lap: 1:35.138 On Lap 12 @ 172.32 kph				
D2: Franky CHENG	Total Stint: 17 Laps - 27:06.674 (44.28%)		Best Lap: 1:35.161 On Lap 26 @ 172.28 kph				
STOP	IN TIME	DRIVER IN	STINT TIME	STOP TIME	TOTAL STOP TIME	OUT TIME	DRIVER OUT
1 -	15:05:28.841	Martin RUMP	32:36.325	1:30.506	1:30.506	15:06:59.347	Franky CHENG
-	Finish	Franky CHENG	27:06.674				
P4	63 GT3PA	FFF Racing Team by ACM	Lamborghini Huracan GT3				
D1: Hiroshi HAMAGUCHI	Total Stint: 16 Laps - 26:28.511 (43.23%)		Best Lap: 1:35.705 On Lap 13 @ 171.29 kph				
D2: Marco MAPELLI	Total Stint: 21 Laps - 33:10.523 (54.17%)		Best Lap: 1:33.877 On Lap 20 @ 174.63 kph				
STOP	IN TIME	DRIVER IN	STINT TIME	STOP TIME	TOTAL STOP TIME	OUT TIME	DRIVER OUT
1 -	14:59:21.027	Hiroshi HAMAGUCHI	26:28.511	1:35.868	1:35.868	15:00:56.895	Marco MAPELLI
-	Finish	Marco MAPELLI	33:10.523				
P5	19 GT3S	FFF Racing Team by ACM	Lamborghini Huracan GT3				
D1: Dennis LIND	Total Stint: 18 Laps - 29:15.981 (47.77%)		Best Lap: 1:34.590 On Lap 4 @ 173.32 kph				
D2: Martin KODRIC	Total Stint: 19 Laps - 30:30.007 (49.78%)		Best Lap: 1:34.423 On Lap 36 @ 173.62 kph				
STOP	IN TIME	DRIVER IN	STINT TIME	STOP TIME	TOTAL STOP TIME	OUT TIME	DRIVER OUT
1 -	15:02:08.497	Dennis LIND	29:15.981	1:29.884	1:29.884	15:03:38.381	Martin KODRIC
2 -	15:24:15.166	Martin KODRIC	20:36.785	27.560	1:57.444	15:24:42.726	Martin KODRIC
-	Finish	Martin KODRIC	9:25.662				
P6	18 GT3PA	KCMG	Nissan GT-R NISMO GT3				
D1: Yuke TANIGUCHI	Total Stint: 16 Laps - 27:54.822 (45.53%)		Best Lap: 1:35.479 On Lap 15 @ 171.70 kph				
D2: Tsugio MATSUDA	Total Stint: 21 Laps - 33:23.436 (54.47%)		Best Lap: 1:34.104 On Lap 27 @ 174.21 kph				
STOP	IN TIME	DRIVER IN	STINT TIME	STOP TIME	TOTAL STOP TIME	OUT TIME	DRIVER OUT
1 -	14:59:26.194	Yuke TANIGUCHI	26:33.678	1:32.372	1:32.372	15:00:58.566	Tsugio MATSUDA
-	Finish	Tsugio MATSUDA	33:12.208				
P7	86 GT3S	OD Racing Team WRT	Audi R8 LMS GT3				
D1: Aditya PATEL	Total Stint: 17 Laps - 27:58.609 (45.56%)		Best Lap: 1:35.293 On Lap 4 @ 172.04 kph				
D2: Mitchell GILBERT	Total Stint: 20 Laps - 31:55.132 (51.97%)		Best Lap: 1:35.399 On Lap 25 @ 171.84 kph				
STOP	IN TIME	DRIVER IN	STINT TIME	STOP TIME	TOTAL STOP TIME	OUT TIME	DRIVER OUT
1 -	15:00:51.125	Aditya PATEL	27:58.609	1:31.012	1:31.012	15:02:22.137	Mitchell GILBERT
-	Finish	Mitchell GILBERT	31:55.132				
P8	23 GT3S	KCMG	Nissan GT-R NISMO GT3				
D1: Edoardo LIBERATI	Total Stint: 20 Laps - 34:06.081 (55.45%)		Best Lap: 1:34.859 On Lap 7 @ 172.82 kph				
D2: Florian STRAUSS	Total Stint: 17 Laps - 27:23.895 (44.55%)		Best Lap: 1:34.772 On Lap 34 @ 172.98 kph				
STOP	IN TIME	DRIVER IN	STINT TIME	STOP TIME	TOTAL STOP TIME	OUT TIME	DRIVER OUT
1 -	15:05:39.733	Edoardo LIBERATI	32:47.217	1:31.081	1:31.081	15:07:10.814	Florian STRAUSS
-	Finish	Florian STRAUSS	27:11.678				
P9	7 GT3PA	Absolute Racing	Audi R8 LMS GT3				
D1: Andrew KIM	Total Stint: 16 Laps - 28:01.175 (45.46%)		Best Lap: 1:36.279 On Lap 6 @ 170.27 kph				
D2: Adderly FONG	Total Stint: 21 Laps - 33:36.994 (54.54%)		Best Lap: 1:34.880 On Lap 35 @ 172.78 kph				
STOP	IN TIME	DRIVER IN	STINT TIME	STOP TIME	TOTAL STOP TIME	OUT TIME	DRIVER OUT

Weather / Track : Sunny / Dry

Chang International
Circuit Length = 4.554 km
Start: 14:32 Flag 15:33 End: 15:38

Blancpain GT Series Asia 2018

RACE 1 - PIT STOP ANALYSIS

1 - 14:59:32.405 Andrew KIM 26:39.889 1:32.034 1:32.034 15:01:04.439 Adderly FONG
 - Finish Adderly FONG 33:26.246

P10	37 GT3PA	Absolute Racing					Audi R8 LMS GT3
D1: Anthony LIU	Total Stint: 16 Laps - 27:57.568 (45.35%)						Best Lap: 1:35.853 On Lap 14 @ 171.03 kph
D2: Josh BURDON	Total Stint: 21 Laps - 33:41.479 (54.65%)						Best Lap: 1:34.861 On Lap 20 @ 172.82 kph
STOP	IN TIME	DRIVER IN	STINT TIME	STOP TIME	TOTAL STOP TIME	OUT TIME	DRIVER OUT
1 -	14:59:21.607	Anthony LIU	26:29.091	1:40.794	1:40.794	15:01:02.401	Josh BURDON
-	Finish	Josh BURDON	33:29.162				

P11	911 GT3S	Craft Bamboo Racing					Porsche 991 GT3R
D1: Sandy STUVIK	Total Stint: 17 Laps - 29:33.140 (47.85%)						Best Lap: 1:36.382 On Lap 5 @ 170.09 kph
D2: Shae DAVIES	Total Stint: 20 Laps - 32:12.688 (52.15%)						Best Lap: 1:35.569 On Lap 34 @ 171.54 kph
STOP	IN TIME	DRIVER IN	STINT TIME	STOP TIME	TOTAL STOP TIME	OUT TIME	DRIVER OUT
1 -	15:01:05.736	Sandy STUVIK	28:13.220	1:30.746	1:30.746	15:02:36.482	Shae DAVIES
-	Finish	Shae DAVIES	32:01.862				

P12	97 GT3PA	Indigo Racing					Mercedes-AMG GT3
D1: Juwon SEO	Total Stint: 17 Laps - 28:09.259 (45.57%)						Best Lap: 1:36.125 On Lap 14 @ 170.55 kph
D2: Roelof BRUINS	Total Stint: 20 Laps - 32:02.177 (51.86%)						Best Lap: 1:35.110 On Lap 29 @ 172.37 kph
STOP	IN TIME	DRIVER IN	STINT TIME	STOP TIME	TOTAL STOP TIME	OUT TIME	DRIVER OUT
1 -	15:01:01.775	Juwon SEO	28:09.259	1:35.387	1:35.387	15:02:37.162	Roelof BRUINS
-	Finish	Roelof BRUINS	32:02.177				

P13	28 GT3PA	HubAuto Corsa					Ferrari 488 GT3
D1: Morris CHEN	Total Stint: 16 Laps - 28:27.580 (46.05%)						Best Lap: 1:37.577 On Lap 4 @ 168.01 kph
D2: Tim SLADE	Total Stint: 21 Laps - 33:20.676 (53.95%)						Best Lap: 1:33.698 On Lap 23 @ 174.96 kph
STOP	IN TIME	DRIVER IN	STINT TIME	STOP TIME	TOTAL STOP TIME	OUT TIME	DRIVER OUT
1 -	15:00:01.076	Morris CHEN	27:08.560	1:30.134	1:30.134	15:01:31.210	Tim SLADE
-	Finish	Tim SLADE	33:09.562				

P14	991 GT3S	Craft Bamboo Racing					Porsche 991 GT3R
D1: Aidan READ	Total Stint: 16 Laps - 26:32.527 (42.85%)						Best Lap: 1:36.154 On Lap 12 @ 170.50 kph
D2: Darryl O'YOUNG	Total Stint: 21 Laps - 33:52.002 (54.67%)						Best Lap: 1:35.929 On Lap 23 @ 170.90 kph
STOP	IN TIME	DRIVER IN	STINT TIME	STOP TIME	TOTAL STOP TIME	OUT TIME	DRIVER OUT
1 -	14:59:25.043	Aidan READ	26:32.527	1:32.318	1:32.318	15:00:57.361	Darryl O'YOUNG
-	Finish	Darryl O'YOUNG	33:52.002				

P15	5 GT3S	Phoenix Racing Asia					Audi R8 LMS GT3
D1: Marchy LEE	Total Stint: 17 Laps - 28:17.569 (45.53%)						Best Lap: 1:36.264 On Lap 5 @ 170.30 kph
D2: Alex YOONG	Total Stint: 20 Laps - 32:20.805 (52.05%)						Best Lap: 1:35.300 On Lap 35 @ 172.02 kph
STOP	IN TIME	DRIVER IN	STINT TIME	STOP TIME	TOTAL STOP TIME	OUT TIME	DRIVER OUT
1 -	15:01:10.085	Marchy LEE	28:17.569	1:30.143	1:30.143	15:02:40.228	Alex YOONG
2 -	15:15:29.502	Alex YOONG	12:49.274	24.799	1:54.942	15:15:54.301	Alex YOONG
-	Finish	Alex YOONG	19:06.732				

P16	45 GT3AM	KCMG					Audi R8 LMS GT3
D1: Naoto TAKEDA	Total Stint: 15 Laps - 26:01.103 (41.91%)						Best Lap: 1:38.935 On Lap 5 @ 165.70 kph
D2: Takuya SHIRASAKA	Total Stint: 21 Laps - 34:27.578 (55.51%)						Best Lap: 1:36.775 On Lap 27 @ 169.40 kph
STOP	IN TIME	DRIVER IN	STINT TIME	STOP TIME	TOTAL STOP TIME	OUT TIME	DRIVER OUT
1 -	14:58:53.619	Naoto TAKEDA	26:01.103	1:35.951	1:35.951	15:00:29.570	Takuya SHIRASAKA
-	Finish	Takuya SHIRASAKA	34:27.578				

P17	888 GT3PA	GruppeM Racing Team					Mercedes-AMG GT3
D1: Alexander MATTSCHULL	Total Stint: 19 Laps - 35:12.870 (57.82%)						Best Lap: 1:35.202 On Lap 17 @ 172.20 kph
D2: Maximilian BUHK	Total Stint: 16 Laps - 25:41.251 (42.18%)						Best Lap: 1:34.323 On Lap 23 @ 173.81 kph
STOP	IN TIME	DRIVER IN	STINT TIME	STOP TIME	TOTAL STOP TIME	OUT TIME	DRIVER OUT
1 -	14:45:24.857	Alexander MATTSCHULL	12:32.341	1:05.244	1:05.244	14:46:30.101	Alexander MATTSCHULL
2 -	15:06:29.900	Alexander MATTSCHULL	19:59.799	1:45.915	2:51.159	15:08:15.815	Maximilian BUHK
-	Finish	Maximilian BUHK	25:30.822				

Weather / Track : Sunny / Dry

Chang International
 Circuit Length = 4.554 km
 Start: 14:32 Flag 15:33 End: 15:38

Blancpain GT Series Asia 2018

RACE 1 - PIT STOP ANALYSIS

P18	51 GT3AM	AMAC Motorsport	Lamborghini Huracan GT3				
D1: Andrew MACPHERSON	Total Stint: 15 Laps - 27:43.755 (45.44%)		Best Lap: 1:40.787 On Lap 6 @ 162.66 kph				
D2: William PORTER	Total Stint: 20 Laps - 33:18.025 (54.56%)		Best Lap: 1:36.994 On Lap 24 @ 169.02 kph				

STOP	IN TIME	DRIVER IN	STINT TIME	STOP TIME	TOTAL STOP TIME	OUT TIME	DRIVER OUT
1 -	14:59:20.060	Andrew MACPHERSON	26:27.544	1:26.809	1:26.809	15:00:46.869	William PORTER
2 -	15:21:58.910	William PORTER	21:12.041	31.732	1:58.541	15:22:30.642	William PORTER
-	Finish	William PORTER	11:23.654				

P19	8 GT3PA	ARN Racing	Ferrari 488 GT3				
D1: Hiroaki NAGAI	Total Stint: 17 Laps - 32:14.251 (52.57%)		Best Lap: 1:36.164 On Lap 12 @ 170.48 kph				
D2: Daisuke ITO	Total Stint: 18 Laps - 29:05.049 (47.43%)		Best Lap: 1:35.643 On Lap 33 @ 171.41 kph				

STOP	IN TIME	DRIVER IN	STINT TIME	STOP TIME	TOTAL STOP TIME	OUT TIME	DRIVER OUT
1 -	14:37:04.265	Hiroaki NAGAI	4:11.749	1:42.375	1:42.375	14:38:46.640	Hiroaki NAGAI
2 -	15:03:47.305	Hiroaki NAGAI	25:00.665	1:32.312	3:14.687	15:05:19.617	Daisuke ITO
-	Finish	Daisuke ITO	28:52.199				

P20	666 GT4AM	GruppeM Racing Team	Mercedes-AMG GT4				
D1: Reinhold RENGER	Total Stint: 33 Laps - 1:01:56.334 (100%)		Best Lap: 1:45.597 On Lap 19 @ 155.25 kph				

STOP	IN TIME	DRIVER IN	STINT TIME	STOP TIME	TOTAL STOP TIME	OUT TIME	DRIVER OUT
1 -	15:03:50.087	Reinhold RENGER	30:57.571	2:18.919	2:18.919	15:06:09.006	Reinhold RENGER
-	Finish	Reinhold RENGER	28:39.843				

P21	77 GT4AM	Craft Bamboo Racing	Porsche Cayman GT4 Clubsport MR				
D1: Frank YU	Total Stint: 17 Laps - 33:29.283 (54.95%)		Best Lap: 1:47.676 On Lap 13 @ 152.25 kph				
D2: Jean Marc MERLIN	Total Stint: 15 Laps - 27:27.497 (45.05%)		Best Lap: 1:48.072 On Lap 31 @ 151.69 kph				

STOP	IN TIME	DRIVER IN	STINT TIME	STOP TIME	TOTAL STOP TIME	OUT TIME	DRIVER OUT
1 -	15:04:23.397	Frank YU	31:30.881	2:09.169	2:09.169	15:06:32.566	Jean Marc MERLIN
-	Finish	Jean Marc MERLIN	27:16.730				

P22	22 GT4AM	JWD Unixx Racing Team	Porsche Cayman GT4 Clubsport MR				
D1: Charvanin BUNDITKITSADA	Total Stint: 15 Laps - 27:56.115 (45.68%)		Best Lap: 1:47.249 On Lap 2 @ 152.86 kph				
D2: Pitsanu SIRIMONGKOLKASEM	Total Stint: 17 Laps - 30:58.176 (50.64%)		Best Lap: 1:48.165 On Lap 17 @ 151.56 kph				

STOP	IN TIME	DRIVER IN	STINT TIME	STOP TIME	TOTAL STOP TIME	OUT TIME	DRIVER OUT
1 -	15:00:48.631	Charvanin BUNDITKITSADA	27:56.115	2:15.286	2:15.286	15:03:03.917	Pitsanu SIRIMONGKOLKASEM
-	Finish	Pitsanu SIRIMONGKOL	30:58.176				

P23	82 GT4AM	BMW Team Studie	BMW M4 GT4				
D1: Ken URATA	Total Stint: 17 Laps - 33:19.060 (54.18%)		Best Lap: 1:47.073 On Lap 3 @ 153.11 kph				
D2: Max CHEN	Total Stint: 15 Laps - 28:10.396 (45.82%)		Best Lap: 1:47.822 On Lap 20 @ 152.05 kph				

STOP	IN TIME	DRIVER IN	STINT TIME	STOP TIME	TOTAL STOP TIME	OUT TIME	DRIVER OUT
1 -	15:04:18.143	Ken URATA	31:25.627	2:04.071	2:04.071	15:06:22.214	Max CHEN
2 -	15:22:47.668	Max CHEN	16:25.454	31.915	2:35.986	15:23:19.583	Max CHEN
-	Finish	Max CHEN	11:02.389				

P24	17 GT4AM	Taiwan Top Speed Racing Team	Porsche Cayman GT4 Clubsport MR				
D1: Keo CHANG	Total Stint: 18 Laps - 35:35.242 (57.45%)		Best Lap: 1:48.637 On Lap 6 @ 150.90 kph				
D2: Jeff LU	Total Stint: 14 Laps - 26:21.546 (42.55%)		Best Lap: 1:50.797 On Lap 29 @ 147.96 kph				

STOP	IN TIME	DRIVER IN	STINT TIME	STOP TIME	TOTAL STOP TIME	OUT TIME	DRIVER OUT
1 -	15:06:32.058	Keo CHANG	33:39.542	2:06.710	2:06.710	15:08:38.768	Jeff LU
-	Finish	Jeff LU	26:10.536				

P25	11 GT4AM	TTR Team SARD	Porsche Cayman GT4 Clubsport MR				
D1: Tony FONG	Total Stint: 14 Laps - 28:43.426 (46.23%)		Best Lap: 1:49.020 On Lap 2 @ 150.37 kph				
D2: Brian LEE	Total Stint: 18 Laps - 33:24.638 (53.77%)		Best Lap: 1:48.224 On Lap 25 @ 151.48 kph				

STOP	IN TIME	DRIVER IN	STINT TIME	STOP TIME	TOTAL STOP TIME	OUT TIME	DRIVER OUT
1 -	14:59:24.553	Tony FONG	26:32.037	2:22.426	2:22.426	15:01:46.979	Brian LEE
2 -	15:16:26.339	Brian LEE	14:39.360	26.673	2:49.099	15:16:53.012	Brian LEE
-	Finish	Brian LEE	18:07.568				

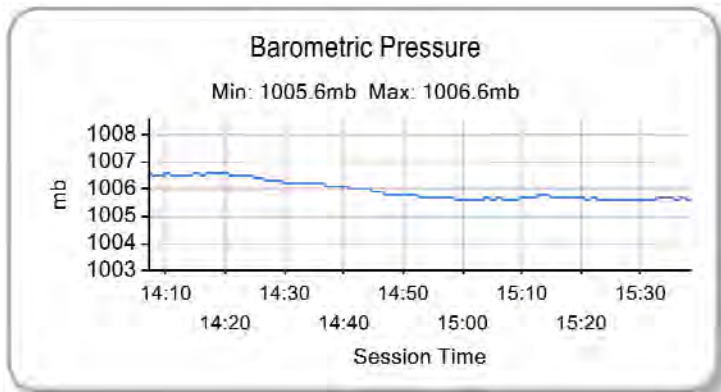
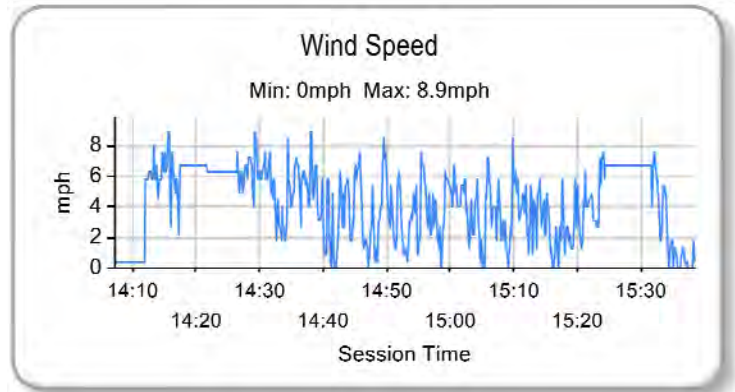
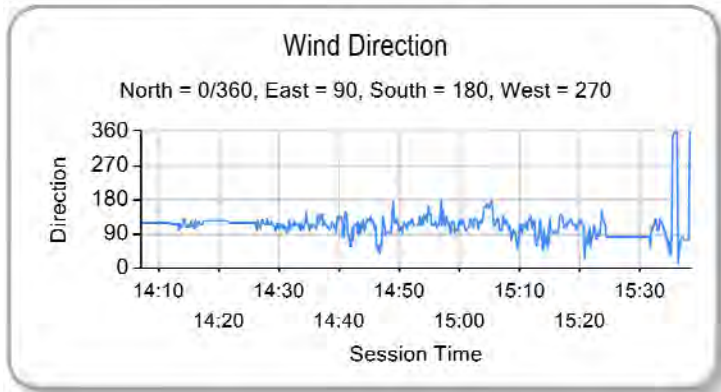
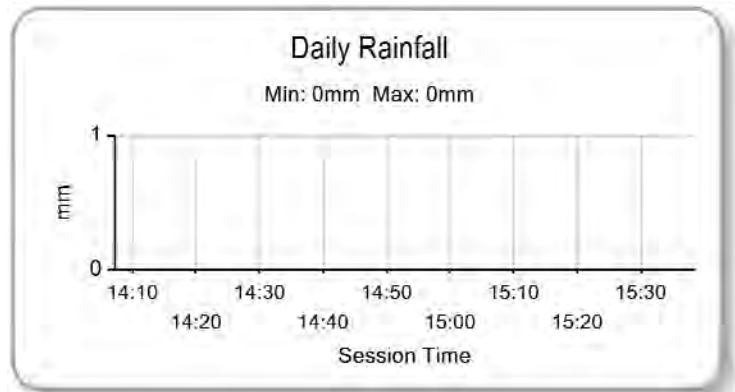
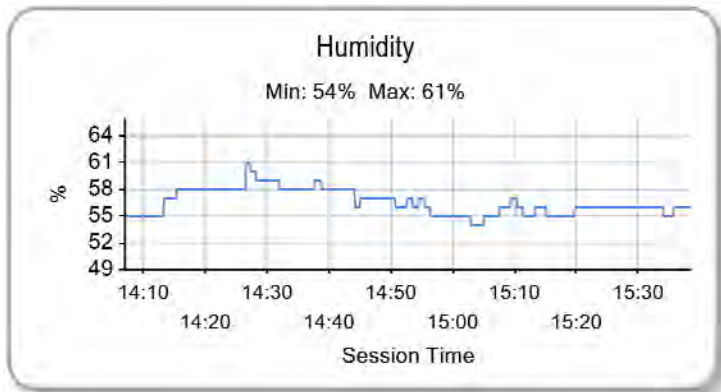
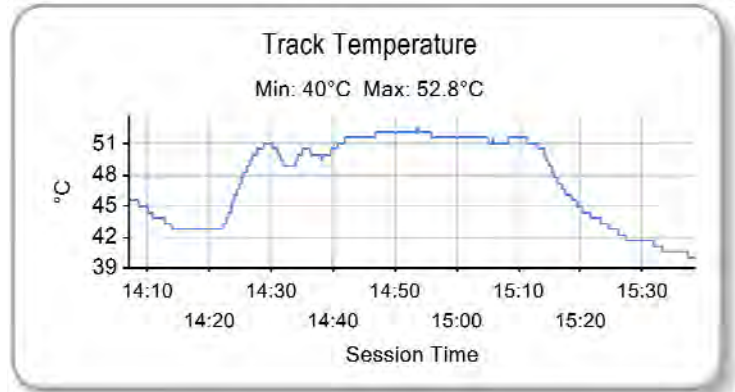
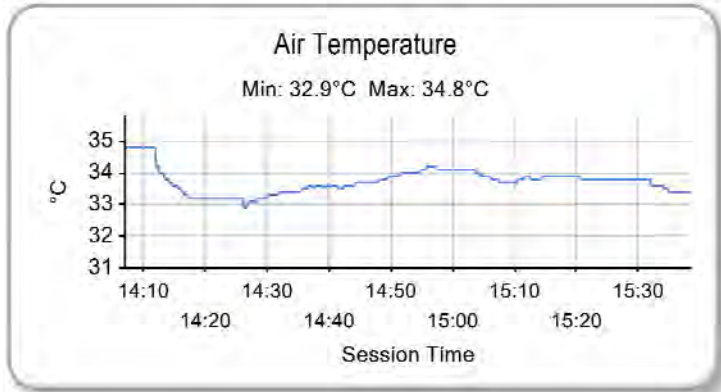
Blancpain GT Series Asia 2018

RACE 1 - PIT STOP ANALYSIS

STOP	IN TIME	DRIVER IN	STINT TIME	STOP TIME	TOTAL STOP TIME	OUT TIME	DRIVER OUT
P26 72 GT4AM Team iRaceWin Mercedes-AMG GT4 D1: Ringo CHONG Total Stint: 14 Laps - 29:52.367 (47.76%) Best Lap: 1:48.541 On Lap 3 @ 151.04 kph D2: Gilles VANNELET Total Stint: 18 Laps - 32:40.381 (52.24%) Best Lap: 1:45.431 On Lap 31 @ 155.49 kph							
1 -	14:56:33.838	Ringo CHONG	23:41.322	26.348	26.348	14:57:00.186	Ringo CHONG
2 -	15:00:35.764	Ringo CHONG	3:35.578	2:20.143	2:46.491	15:02:55.907	Gilles VANNELET
3 -	15:25:57.632	Gilles VANNELET	23:01.725	25.109	3:11.600	15:26:22.741	Gilles VANNELET
4 -	15:35:25.264	Gilles VANNELET					
P27 80 GT4AM Racing Spirit Thailand Porsche Cayman GT4 Clubsport MR D1: Sontaya KUNPLOME Total Stint: 13 Laps - 25:29.704 (41.73%) Best Lap: 1:50.634 On Lap 3 @ 148.18 kph D2: Preeda TANTEM SAPYA Total Stint: 18 Laps - 33:20.577 (54.57%) Best Lap: 1:49.386 On Lap 18 @ 149.87 kph							
1 -	14:58:22.220	Sontaya KUNPLOME	25:29.704	2:15.480	2:15.480	15:00:37.700	Preeda TANTEM SAPYA
-	Finish	Preeda TANTEM SAPYA	33:20.577				
P28 14 GT4AM Morseng Racing Team Porsche Cayman GT4 Clubsport MR D1: Chayapon YOTHA Total Stint: 17 Laps - 31:51.068 (52.02%) Best Lap: 1:48.760 On Lap 13 @ 150.73 kph D2: Tosaphol PHAMYAI Total Stint: 14 Laps - 26:48.938 (43.79%) Best Lap: 1:51.768 On Lap 29 @ 146.68 kph							
1 -	15:04:43.584	Chayapon YOTHA	31:51.068	2:33.896	2:33.896	15:07:17.480	Tosaphol PHAMYAI
-	Finish	Tosaphol PHAMYAI	26:48.938				
P29 81 GT4AM BMW Team Studie BMW M4 GT4 D1: Sunako JUKUCHOU Total Stint: 15 Laps - 29:34.826 (47.96%) Best Lap: 1:45.865 On Lap 2 @ 154.86 kph D2: Takayuki KINOSHITA Total Stint: 16 Laps - 32:06.073 (52.04%) Best Lap: 1:45.764 On Lap 25 @ 155.00 kph							
1 -	15:00:20.624	Sunako JUKUCHOU	27:28.108	2:17.370	2:17.370	15:02:37.994	Takayuki KINOSHITA
2 -	15:15:05.632	Takayuki KINOSHITA	12:27.638	24.923	2:42.293	15:15:30.555	Takayuki KINOSHITA
3 -	15:26:49.719	Takayuki KINOSHITA	11:19.164	1:29.379	4:11.672	15:28:19.098	Takayuki KINOSHITA
-	Finish	Takayuki KINOSHITA	6:14.317				

Blancpain GT Series Asia 2018

RACE 1 - WEATHER CONDITIONS



Weather / Track : Sunny / Dry

Results can be found at www.tsl-timing.com

Chang International
 Circuit Length = 4.554 km
 Start: 14:32 Flag 15:33 End: 15:38

Printed - 15:38 Saturday, 12 May 2018

Blancpain GT Series Asia 2018

RACE 2 - GRID (60 minutes) - FINAL

ROW 15	29	<i>Gilles VANNELET</i> 72 Team iRaceWin	
ROW 14	27	<i>Jeff LU</i> 1:49.411 Taiwan Top Speed Racing Team	28 <i>Tosaphol PHAMYAI</i> 1:51.082 Morseng Racing Team
ROW 13	25	<i>Brian LEE</i> 1:46.521 TTR Team SARD	26 <i>Preeda TANTEM SAPYA</i> 1:47.803 Racing Spirit Thailand
ROW 12	23	<i>Pitsanu SIRIMONGKOLKASEM</i> 1:46.075 JWD Unixx Racing Team	24 <i>Jean Marc MERLIN</i> 1:46.315 Craft Bamboo Racing
ROW 11	21	<i>Takayuki KINOSHITA</i> 1:44.074 BMW Team Studie	22 <i>Max CHEN</i> 1:45.812 BMW Team Studie
ROW 10	19	<i>Marco MAPELLI</i> 1:42.402 FFF Racing Team by ACM	20 <i>Reinhold RENGER</i> 1:44.014 GruppeM Racing Team
ROW 9	17	<i>Darryl O'YOUNG</i> 1:35.314 Craft Bamboo Racing	18 <i>Takuya SHIRASAKA</i> 1:36.076 KCMG
ROW 8	15	<i>Roelof BRUINS</i> 1:34.931 Indigo Racing	16 <i>William PORTER</i> 1:35.026 AMAC Motorsport
ROW 7	13	<i>Alex YOONG</i> 1:34.625 Phoenix Racing Asia	14 <i>Shae DAVIES</i> 1:34.756 Craft Bamboo Racing
ROW 6	11	<i>Mitchell GILBERT</i> 1:34.064 OD Racing Team WRT	12 <i>Franky CHENG</i> 1:34.164 Absolute Racing
ROW 5	9	<i>Martin KODRIC</i> 1:33.810 FFF Racing Team by ACM	10 <i>Florian STRAUSS</i> 1:33.849 KCMG
ROW 4	7	<i>Daisuke ITO</i> 1:33.741 ARN Racing	8 <i>Tsugio MATSUDA</i> 1:33.762 KCMG
ROW 3	5	<i>Nick FOSTER</i> 1:33.479 HubAuto Corsa	6 <i>Markus POMMER</i> 1:33.602 GruppeM Racing Team
ROW 2	3	<i>Adderly FONG</i> 1:33.207 Absolute Racing	4 <i>Josh BURDON</i> 1:33.308 Absolute Racing
ROW 1	1	<i>Maximilian BUHK</i> 1:32.852 GruppeM Racing Team	2 <i>Tim SLADE</i> 1:32.935 HubAuto Corsa
Pole			

*Car 72 - Technical infringement Series Regulation Article 4.2.1. Start from the back of the grid for both races.

Chang International
 Circuit Length = 4.554 km

Race Director : Ravin

Stewards :

Timekeeper :

Results can be found at www.tsl-timing.com

Printed - 17:39 Saturday, 12 May 2018

Blancpain GT Series Asia 2018

RACE 2 - CLASSIFICATION - FINAL

POS	NO	CL	PIC	TEAM / DRIVERS	CAR	LAPS	TIME	GAP	DIFF	KPH	BEST	ON
1	888	GT3PA	1	GruppeM Racing Team (HKG) Alexander MATTSCHULL (DEU) / Maximilian BUHK (DEU)	Mercedes-AMG GT3	37	1:00:16.573			167.57	1:33.863	3
2	19	GT3S	1	FFF Racing Team by ACM (CHN) Dennis LIND (DNK) / Martin KODRIC (HRV)	Lamborghini Huracan GT3	37	1:00:20.350	3.777	3.777	167.39	1:34.361	21
3	23	GT3S	2	KCMG (HKG) Edoardo LIBERATI (ITA) / Florian STRAUSS (DEU)	Nissan GT-R NISMO GT3	37	1:00:41.393	24.820	21.042	166.42	1:34.089	30
4	18	GT3PA	2	KCMG (HKG) Yuke TANIGUCHI (JPN) / Tsugio MATSUDA (JPN)	Nissan GT-R NISMO GT3	37	1:00:42.832	26.259	1.439	166.36	1:34.301	6
5	3	GT3S	3	Absolute Racing (HKG) Martin RUMP (EST) / Franky CHENG (CHN)	Audi R8 LMS GT3	37	1:00:43.214	26.640	0.381	166.34	1:34.987	32
6	27	GT3S	4	HubAuto Corsa (TPE) Hongli YE (CHN) / Nick FOSTER (AUS)	Ferrari 488 GT3	37	1:00:50.258	33.685	7.044	166.02	1:34.418	21
7	37	GT3PA	3	Absolute Racing (HKG) Anthony LIU (CHN) / Josh BURDON (HKG)	Audi R8 LMS GT3	37	1:00:53.574	37.000	3.315	165.87	1:34.544	11
8	911	GT3S	5	Craft Bamboo Racing (HKG) Sandy STUVIK (THA) / Shae DAVIES (AUS)	Porsche 991 GT3R	37	1:00:54.394	37.821	0.820	165.83	1:35.674	10
9	5	GT3S	6	Phoenix Racing Asia (HKG) Marchy LEE (HKG) / Alex YOONG (MYS)	Audi R8 LMS GT3	37	1:01:00.108	43.534	5.713	165.57	1:35.443	26
10	63	GT3PA	4	FFF Racing Team by ACM (CHN) Hiroshi HAMAGUCHI (JPN) / Marco MAPELLI (CHE)	Lamborghini Huracan GT3	37	1:01:02.204	45.631	2.096	165.48	1:34.686	18
11	999	GT3S	7	GruppeM Racing Team (HKG) Patric NIEDERHAUSER (CHE) / Markus POMMER (DEU)	Mercedes-AMG GT3	37	1:01:11.778	55.204	9.573	165.05	1:34.224	30
12	8	GT3PA	5	ARN Racing (JPN) Hiroaki NAGAI (JPN) / Daisuke ITO (JPN)	Ferrari 488 GT3	37	1:01:12.128	55.554	0.350	165.03	1:35.010	4
13	86	GT3S	8	OD Racing Team WRT (MYS) Aditya PATEL (IND) / Mitchell GILBERT (MYS)	Audi R8 LMS GT3	37	1:01:18.132	1:01.558	6.004	164.76	1:34.902	23
14	28	GT3PA	6	HubAuto Corsa (TPE) Morris CHEN (TPE) / Tim SLADE (AUS)	Ferrari 488 GT3	37	1:01:19.668	1:03.095	1.536	164.69	1:33.928	3
15	7	GT3PA	7	Absolute Racing (HKG) Andrew KIM (KOR) / Adderly FONG (HKG)	Audi R8 LMS GT3	37	1:01:24.052	1:07.479	4.383	164.50	1:34.956	4
16	97 *	GT3PA	8	Indigo Racing (KOR) Juwon SEO (KOR) / Roelof BRUINS (NDL)	Mercedes-AMG GT3	37	1:01:35.180	1:18.606	11.127	164.00	1:35.247	34
17	991 *	GT3S	9	Craft Bamboo Racing (HKG) Aidan READ (AUS) / Darryl O'YOUNG (HKG)	Porsche 991 GT3R	37	1:01:41.744	1:25.170	6.564	163.71	1:35.728	20
18	45	GT3AM	1	KCMG (HKG) Naoto TAKEDA (JPN) / Takuya SHIRASAKA (JPN)	Audi R8 LMS GT3	36	1:01:48.993	1 Lap	1 Lap	158.97	1:36.262	6
19	666	GT4AM	1	GruppeM Racing Team (HKG) Reinhold RENGER (DEU)	Mercedes-AMG GT4	33	1:00:49.142	4 Laps	3 Laps	148.10	1:44.825	6
20	72	GT4AM	2	Team iRaceWin (TPE) Ringo CHONG (SGP) / Gilles VANNELET (FRA)	Mercedes-AMG GT4	33	1:01:13.469	4 Laps	24.326	147.12	1:44.874	5
21	82	GT4AM	3	BMW Team Studie (JPN) Ken URATA (JPN) / Max CHEN (TPE)	BMW M4 GT4	32	1:00:17.431	5 Laps	1 Lap	144.87	1:47.406	5
22	77	GT4AM	4	Craft Bamboo Racing (HKG) Frank YU (HKG) / Jean Marc MERLIN (FRA)	Porsche Cayman GT4 Clubspor	32	1:00:35.600	5 Laps	18.169	144.14	1:47.451	5
23	17	GT4AM	5	Taiwan Top Speed Racing Team (TWN) Keo CHANG (TPE) / Jeff LU (TPE)	Porsche Cayman GT4 Clubspor	32	1:01:00.456	5 Laps	24.856	143.16	1:48.611	9
24	80	GT4AM	6	Racing Spirit Thailand (THA) Sontaya KUNPLOME (THA) / Preeda TANTEMSAPYA (THA)	Porsche Cayman GT4 Clubspor	31	1:00:29.146	6 Laps	1 Lap	139.88	1:49.145	8
25	14	GT4AM	7	Morseng Racing Team (THA) Chayapon YOTHA (THA) / Tosaphol PHAMYAI (THA)	Porsche Cayman GT4 Clubspor	29	55:57.280	8 Laps	2 Laps	141.44	1:48.123	26
26	22	GT4AM	8	JWD Unixx Racing Team (THA) Charvanin BUNDITKITSA (THA) / Pitsanu SIRIMONGKOLKASEM (THA)	Porsche Cayman GT4 Clubspor	29	55:57.608	8 Laps	0.328	141.43	1:47.663	2

NOT CLASSIFIED

NC	51	GT3AM		AMAC Motorsport (AUS) Andrew MACPHERSON (AUS) / William PORTER (AUS)	Lamborghini Huracan GT3	23	55:58.230	14 Laps	6 Laps	112.11	1:37.399	2
NC	11	GT4AM		TTR Team SARD (HKG) Tony FONG (HKG) / Brian LEE (TPE)	Porsche Cayman GT4 Clubspor	16	29:29.776	21 Laps	7 Laps	147.89	1:48.097	2
NC	81	GT4AM		BMW Team Studie (JPN) Sunako JUKUCHOU (JPN) / Takayuki KINOSHITA (JPN)	BMW M4 GT4	11	20:06.674	26 Laps	5 Laps	148.98	1:45.916	5

FASTEST LAP

888	GT3PA	GruppeM Racing Team (HKG) Alexander MATTSCHULL (DEU) / Maximilian BUHK (DEU)	Mercedes-AMG GT3	3	1:33.863	108.52 mph	174.66 kph
23	GT3S	KCMG (HKG) Edoardo LIBERATI (ITA) / Florian STRAUSS (DEU)	Nissan GT-R NISMO GT3	30	1:34.089	108.26 mph	174.24 kph
45	GT3AM	KCMG (HKG) Naoto TAKEDA (JPN) / Takuya SHIRASAKA (JPN)	Audi R8 LMS GT3	6	1:36.262	105.82 mph	170.30 kph
666	GT4AM	GruppeM Racing Team (HKG) Reinhold RENGER (DEU)	Mercedes-AMG GT4	6	1:44.825	97.18 mph	156.39 kph

Chang International

Circuit Length = 4.554 km

Start: 13:03 Flag 14:03 End: 14:09

*Car 97 - 30 seconds penalty for track limits infringement.

*Car 991 - 30 seconds penalty for track limits infringement.

Weather / Track : Sunny / Dry

Race Director : Ravin	Stewards :	Timekeeper :
-----------------------	------------	--------------

Results can be found at www.tsl-timing.com

Printed - 15:39 Sunday, 13 May 2018

Blancpain GT Series Asia 2018

RACE 2 - CLASSIFICATION BY CLASS - FINAL

CLASS : GT3 - GT3S

POS	NO	NAME	NAT	ENTRY	LAPS	TIME	GAP	DIFF	KPH	BEST	ON
1	19	FFF Racing Team by ACM	CHN	Lamborghini Huracan GT3	37	1:00:20.350			167.39	1:34.361	21
2	23	KCMG	HKG	Nissan GT-R NISMO GT3	37	1:00:41.393	21.042	21.042	166.42	1:34.089	30
3	3	Absolute Racing	HKG	Audi R8 LMS GT3	37	1:00:43.214	22.863	1.820	166.34	1:34.987	32
4	27	HubAuto Corsa	TPE	Ferrari 488 GT3	37	1:00:50.258	29.907	7.044	166.02	1:34.418	21
5	911	Craft Bamboo Racing	HKG	Porsche 991 GT3R	37	1:00:54.394	34.043	4.135	165.83	1:35.674	10
6	5	Phoenix Racing Asia	HKG	Audi R8 LMS GT3	37	1:01:00.108	39.757	5.713	165.57	1:35.443	26
7	999	GruppeM Racing Team	HKG	Mercedes-AMG GT3	37	1:01:11.778	51.427	11.670	165.05	1:34.224	30
8	86	OD Racing Team WRT	MYS	Audi R8 LMS GT3	37	1:01:18.132	57.781	6.354	164.76	1:34.902	23
9	991 *	Craft Bamboo Racing	HKG	Porsche 991 GT3R	37	1:01:41.744	1:21.393	23.612	163.71	1:35.728	20

CLASS : GT3 - GT3PA

POS	NO	NAME	NAT	ENTRY	LAPS	TIME	GAP	DIFF	KPH	BEST	ON
1	888	GruppeM Racing Team	HKG	Mercedes-AMG GT3	37	1:00:16.573			167.57	1:33.863	3
2	18	KCMG	HKG	Nissan GT-R NISMO GT3	37	1:00:42.832	26.259	26.259	166.36	1:34.301	6
3	37	Absolute Racing	HKG	Audi R8 LMS GT3	37	1:00:53.574	37.000	10.741	165.87	1:34.544	11
4	63	FFF Racing Team by ACM	CHN	Lamborghini Huracan GT3	37	1:01:02.204	45.631	8.630	165.48	1:34.686	18
5	8	ARN Racing	JPN	Ferrari 488 GT3	37	1:01:12.128	55.554	9.923	165.03	1:35.010	4
6	28	HubAuto Corsa	TPE	Ferrari 488 GT3	37	1:01:19.668	1:03.095	7.540	164.69	1:33.928	3
7	7	Absolute Racing	HKG	Audi R8 LMS GT3	37	1:01:24.052	1:07.479	4.383	164.50	1:34.956	4
8	97 *	Indigo Racing	KOR	Mercedes-AMG GT3	37	1:01:35.180	1:18.606	11.127	164.00	1:35.247	34

CLASS : GT3 - GT3AM

POS	NO	NAME	NAT	ENTRY	LAPS	TIME	GAP	DIFF	KPH	BEST	ON
1	45	KCMG	HKG	Audi R8 LMS GT3	36	1:01:48.993			158.97	1:36.262	6
NC	51	AMAC Motorsport	AUS	Lamborghini Huracan GT3	23	55:58.230	13 Laps	13 Laps	112.11	1:37.399	2

CLASS : GT3

POS	NO	NAME	NAT	ENTRY	LAPS	TIME	GAP	DIFF	KPH	BEST	ON
1	888	GruppeM Racing Team	HKG	Mercedes-AMG GT3	37	1:00:16.573			167.57	1:33.863	3
2	19	FFF Racing Team by ACM	CHN	Lamborghini Huracan GT3	37	1:00:20.350	3.777	3.777	167.39	1:34.361	21
3	23	KCMG	HKG	Nissan GT-R NISMO GT3	37	1:00:41.393	24.820	21.042	166.42	1:34.089	30
4	18	KCMG	HKG	Nissan GT-R NISMO GT3	37	1:00:42.832	26.259	1.439	166.36	1:34.301	6
5	3	Absolute Racing	HKG	Audi R8 LMS GT3	37	1:00:43.214	26.640	0.381	166.34	1:34.987	32
6	27	HubAuto Corsa	TPE	Ferrari 488 GT3	37	1:00:50.258	33.685	7.044	166.02	1:34.418	21
7	37	Absolute Racing	HKG	Audi R8 LMS GT3	37	1:00:53.574	37.000	3.315	165.87	1:34.544	11
8	911	Craft Bamboo Racing	HKG	Porsche 991 GT3R	37	1:00:54.394	37.821	0.820	165.83	1:35.674	10
9	5	Phoenix Racing Asia	HKG	Audi R8 LMS GT3	37	1:01:00.108	43.534	5.713	165.57	1:35.443	26
10	63	FFF Racing Team by ACM	CHN	Lamborghini Huracan GT3	37	1:01:02.204	45.631	2.096	165.48	1:34.686	18
11	999	GruppeM Racing Team	HKG	Mercedes-AMG GT3	37	1:01:11.778	55.204	9.573	165.05	1:34.224	30
12	8	ARN Racing	JPN	Ferrari 488 GT3	37	1:01:12.128	55.554	0.350	165.03	1:35.010	4
13	86	OD Racing Team WRT	MYS	Audi R8 LMS GT3	37	1:01:18.132	1:01.558	6.004	164.76	1:34.902	23
14	28	HubAuto Corsa	TPE	Ferrari 488 GT3	37	1:01:19.668	1:03.095	1.536	164.69	1:33.928	3
15	7	Absolute Racing	HKG	Audi R8 LMS GT3	37	1:01:24.052	1:07.479	4.383	164.50	1:34.956	4
16	97 *	Indigo Racing	KOR	Mercedes-AMG GT3	37	1:01:35.180	1:18.606	11.127	164.00	1:35.247	34

Chang International
Circuit Length = 4.554 km
Start: 13:03 Flag 14:03 End: 14:09

Weather / Track : Sunny / Dry

Race Director : Ravin	Stewards :	Timekeeper :
-----------------------	------------	--------------

Blancpain GT Series Asia 2018

RACE 2 - CLASSIFICATION BY CLASS - FINAL

17	991 *	Craft Bamboo Racing	HKG	Porsche 991 GT3R	37	1:01:41.744	1:25.170	6.564	163.71	1:35.728	20
18	45	KCMG	HKG	Audi R8 LMS GT3	36	1:01:48.993	1 Lap	1 Lap	158.97	1:36.262	6
NC	51	AMAC Motorsport	AUS	Lamborghini Huracan GT3	23	55:58.230	14 Laps	13 Laps	112.11	1:37.399	2

CLASS : GT4 - GT4AM

POS	NO	NAME	NAT	ENTRY	LAPS	TIME	GAP	DIFF	KPH	BEST	ON
1	666	GruppeM Racing Team	HKG	Mercedes-AMG GT4	33	1:00:49.142			148.10	1:44.825	6
2	72	Team iRaceWin	TPE	Mercedes-AMG GT4	33	1:01:13.469	24.326	24.326	147.12	1:44.874	5
3	82	BMW Team Studie	JPN	BMW M4 GT4	32	1:00:17.431	1 Lap	1 Lap	144.87	1:47.406	5
4	77	Craft Bamboo Racing	HKG	Porsche Cayman GT4 Clubsport MR	32	1:00:35.600	1 Lap	18.169	144.14	1:47.451	5
5	17	Taiwan Top Speed Racing Team	TWN	Porsche Cayman GT4 Clubsport MR	32	1:01:00.456	1 Lap	24.856	143.16	1:48.611	9
6	80	Racing Spirit Thailand	THA	Porsche Cayman GT4 Clubsport MR	31	1:00:29.146	2 Laps	1 Lap	139.88	1:49.145	8
7	14	Morseng Racing Team	THA	Porsche Cayman GT4 Clubsport MR	29	55:57.280	4 Laps	2 Laps	141.44	1:48.123	26
8	22	JWD Unixx Racing Team	THA	Porsche Cayman GT4 Clubsport MR	29	55:57.608	4 Laps	0.328	141.43	1:47.663	2
NC	11	TTR Team SARD	HKG	Porsche Cayman GT4 Clubsport MR	16	29:29.776	17 Laps	13 Laps	147.89	1:48.097	2
NC	81	BMW Team Studie	JPN	BMW M4 GT4	11	20:06.674	22 Laps	5 Laps	148.98	1:45.916	5

FASTEST LAP

888	GT3PA	GruppeM Racing Team	HKG	Mercedes-AMG GT3 -	3	1:33.863		108.52 mph	174.66 kph
23	GT3S	KCMG	HKG	Nissan GT-R NISMO GT3 -	30	1:34.089		108.26 mph	174.24 kph
45	GT3AM	KCMG	HKG	Audi R8 LMS GT3 -	6	1:36.262		105.82 mph	170.30 kph
666	GT4AM	GruppeM Racing Team	HKG	Mercedes-AMG GT4 -	6	1:44.825		97.18 mph	156.39 kph

*Car 97 - 30 seconds penalty for track limits infringement.

*Car 991 - 30 seconds penalty for track limits infringement.

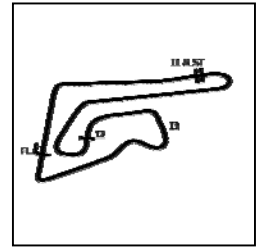
Weather / Track : Sunny / Dry

Chang International
Circuit Length = 4.554 km
Start: 13:03 Flag 14:03 End: 14:09

Race Director : Ravin	Stewards :	Timekeeper :
-----------------------	------------	--------------

Blancpain GT Series Asia 2018

RACE 2 - SECTOR ANALYSIS



SECTOR 1 = FL to I1, SECTOR 2 = I1 to I2 SECTOR 3 = I2 to I3, SECTOR 4 = I3 to FL, DIFF = Difference To Personal Best Lap, P = Crossed Finish Line in Pit Lane, D = Time Disallowed

P1 888 GT3PA GruppeM Racing Team				Mercedes-AMG GT3				
IDEAL LAP TIME : 1:33.667		BEST LAP TIME : 1:33.863		DIFFERENCE : 0.196				
D1: Alexander MATTSCHULL		D2: Maximilian BUHK						
LAP	SECTOR 1	SECTOR 2	SECTOR 3	SPEED TRAP	LAP TIME	KPH	DIFF	TIME OF DAY
1 - D2		35.409	36.619	244.3	1:34.625	173.25	0.762	13:04:47.757
2 - D2	22.642	35.186	36.317	246.0	1:34.145	174.13	0.281	13:06:21.903
3 - D2	22.668	34.833	36.361	245.4	1:33.863 (1)	174.66		13:07:55.766
4 - D2	22.617	34.840	36.418	247.1	1:33.875 (2)	174.63	0.012	13:09:29.642
5 - D2	22.654	34.973	36.369	246.5	1:33.996 (3)	174.41	0.133	13:11:03.639
6 - D2	22.526	34.898	37.061	247.7	1:34.486	173.51	0.622	13:12:38.125
7 - D2	22.749	35.988	36.661	247.7	1:35.398	171.85	1.535	13:14:13.524
8 - D2	22.582	36.240	36.814	250.0	1:35.637	171.42	1.773	13:15:49.161
9 - D2	22.627	35.501	37.432	248.8	1:35.560	171.56	1.697	13:17:24.722
10 - D2	22.664	35.509	36.536	250.0	1:34.710	173.10	0.846	13:18:59.432
11 - D2	22.585	34.977	36.439	247.1	1:34.001	174.40	0.138	13:20:33.434
12 - D2	22.600	35.006	36.451	246.5	1:34.057	174.30	0.194	13:22:07.491
13 - D2	22.525	35.368	36.653	247.1	1:34.546	173.40	0.682	13:23:42.038
14 - D2	22.516	35.804	36.910	247.7	1:35.230	172.15	1.367	13:25:17.269
15 - D2	22.647	35.063	37.194	246.5	1:34.904	172.74	1.041	13:26:52.173
16 - D2	22.592	35.838	36.819	247.1	1:35.250	172.11	1.386	13:28:27.423
17 - D2	22.557	35.261	36.759	246.0	1:34.577	173.34	0.714	13:30:02.001
18 - D2	22.569	35.138	36.716	246.0	1:34.423	173.62	0.560	13:31:36.425
19 - D2	22.706	35.365	36.728	248.2	1:34.800	172.93	0.936	13:33:11.225
20 - D2	22.694	35.683	36.783	247.7	1:35.160	172.28	1.297	13:34:46.386
21 - D2	22.934	35.170	IN PIT	247.1	1:36.855	P 169.26	2.991	13:36:23.242
22 - D1	OUTLAP	37.148	37.203	234.2	3:06.090	88.09	1:32.226	13:39:29.332
23 - D1	22.934	35.652	37.043	243.2	1:35.630	171.43	1.766	13:41:04.962
24 - D1	22.631	35.992	38.076	247.7	1:36.699	169.53	2.836	13:42:41.662
25 - D1	22.588	35.698	38.027	247.7	1:36.313	170.21	2.450	13:44:17.975
26 - D1	22.682	35.543	37.099	244.8	1:35.325	171.98	1.461	13:45:53.300
27 - D1	23.064	35.534	37.502	244.3	1:36.100	170.59	2.236	13:47:29.401
28 - D1	22.808	35.786	37.263	245.4	1:35.857	171.02	1.994	13:49:05.258
29 - D1	23.035	35.605	37.111	244.3	1:35.752	171.21	1.888	13:50:41.010
30 - D1	22.985	36.239	37.161	246.0	1:36.385	170.09	2.522	13:52:17.396
31 - D1	22.825	35.419	37.393	246.0	1:35.637	171.42	1.774	13:53:53.034
32 - D1	22.906	35.580	37.896	246.0	1:36.382	170.09	2.519	13:55:29.417
33 - D1	22.953	35.853	36.997	248.2	1:35.804	171.12	1.940	13:57:05.221
34 - D1	22.854	35.212	36.841	245.4	1:34.907	172.74	1.043	13:58:40.129
35 - D1	23.012	35.469	37.154	245.4	1:35.635	171.42	1.771	14:00:15.764
36 - D1	22.768	36.457	37.656	247.1	1:36.881	169.22	3.018	14:01:52.646
37 - D1	22.768	36.227	38.064	248.2	1:37.059	168.91	3.195	14:03:29.705

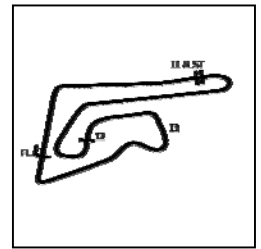
P2 19 GT3S FFF Racing Team by ACM				Lamborghini Huracan GT3				
IDEAL LAP TIME : 1:33.969		BEST LAP TIME : 1:34.361		DIFFERENCE : 0.392				
D1: Dennis LIND		D2: Martin KODRIC						
LAP	SECTOR 1	SECTOR 2	SECTOR 3	SPEED TRAP	LAP TIME	KPH	DIFF	TIME OF DAY
1 - D2		37.761	38.259	241.6	1:39.917	164.07	5.555	13:04:53.049
2 - D2	22.662	36.079	37.538	250.5	1:36.279	170.27	1.917	13:06:29.329
3 - D2	22.569	35.617	37.274	251.7	1:35.460	171.74	1.098	13:08:04.789
4 - D2	22.672	35.603	36.952	252.3	1:35.228	172.15	0.866	13:09:40.017
5 - D2	22.456	35.783	37.142	251.7	1:35.381	171.88	1.019	13:11:15.399
6 - D2	22.445	35.549	36.986	253.5	1:34.981	172.60	0.619	13:12:50.380
7 - D2	22.578	36.167	37.163	252.9	1:35.909	170.93	1.547	13:14:26.289
8 - D2	22.779	35.741	37.166	248.8	1:35.686	171.33	1.324	13:16:01.976
9 - D2	22.519	36.833	37.043	248.2	1:36.396	170.07	2.034	13:17:38.372
10 - D2	22.398	36.038	37.401	250.5	1:35.838	171.06	1.476	13:19:14.210
11 - D2	22.999	35.519	37.560	251.1	1:36.078	170.63	1.717	13:20:50.289
12 - D2	22.636	35.574	36.890	251.7	1:35.100	172.38	0.738	13:22:25.390
13 - D2	22.536	35.636	37.044	251.7	1:35.216	172.17	0.855	13:24:00.607
14 - D2	22.498	36.420	37.313	251.1	1:36.231	170.36	1.870	13:25:36.838
15 - D2	22.633	35.867	38.266	252.3	1:36.767	169.42	2.405	13:27:13.605
16 - D2	22.564	35.445	36.990	250.5	1:34.999	172.57	0.637	13:28:48.605
17 - D2	22.678	35.886	IN PIT	249.4	1:38.300	P 166.77	3.938	13:30:26.906

Weather / Track : Sunny / Dry

Chang International
Circuit Length = 4.554 km
Start: 13:03 Flag 14:03 End: 14:09

Blancpain GT Series Asia 2018

RACE 2 - SECTOR ANALYSIS



SECTOR 1 = FL to I1, SECTOR 2 = I1 to I2 SECTOR 3 = I2 to I3, SECTOR 4 = I3 to FL, DIFF = Difference To Personal Best Lap, P = Crossed Finish Line in Pit Lane, D = Time Disallowed

Lap	Driver	S1	S2	S3	S4	Speed	Lap Time	Diff	Time of Day
18 - D1	OUTLAP	35.444	37.290	242.6	3:03.858	89.16	1:29.496		13:33:30.764
19 - D1	22.663	35.183	37.232	250.5	1:35.078	172.43	0.716		13:35:05.842
20 - D1	22.851	35.373	37.343	250.0	1:35.568	171.54	1.206		13:36:41.410
21 - D1	22.623	34.945	36.793	248.2	1:34.361 (1)	173.73			13:38:15.772
22 - D1	22.572	35.185	36.742	248.8	1:34.499	173.48	0.137		13:39:50.272
23 - D1	22.576	35.409	36.974	248.8	1:34.959	172.64	0.597		13:41:25.232
24 - D1	22.929	35.148	37.175	247.1	1:35.252	172.11	0.890		13:43:00.484
25 - D1	22.522	35.242	37.226	250.5	1:34.990	172.58	0.628		13:44:35.475
26 - D1	22.658	36.096	37.108	248.8	1:35.862	171.01	1.500		13:46:11.338
27 - D1	22.515	35.282	36.948	250.5	1:34.746	173.03	0.384		13:47:46.084
28 - D1	22.488	35.160	36.801	250.0	1:34.450 (3)	173.57	0.088		13:49:20.534
29 - D1	22.470	35.148	37.182	250.0	1:34.800	172.93	0.438		13:50:55.335
30 - D1	22.770	34.995	36.626	247.7	1:34.391 (2)	173.68	0.029		13:52:29.727
31 - D1	22.618	35.058	36.835	247.7	1:34.512	173.46	0.150		13:54:04.239
32 - D1	22.649	35.070	36.890	248.2	1:34.609	173.28	0.247		13:55:38.849
33 - D1	22.513	35.500	37.177	250.0	1:35.190	172.22	0.828		13:57:14.039
34 - D1	22.643	35.160	36.822	248.2	1:34.625	173.25	0.263		13:58:48.664
35 - D1	22.658	35.075	37.102	250.0	1:34.835	172.87	0.473		14:00:23.499
36 - D1	22.510	35.123	37.212	250.0	1:34.845	172.85	0.484		14:01:58.345
37 - D1	22.614	35.345	37.177	250.0	1:35.137	172.32	0.775		14:03:33.482

P3 23 GT3S KCMG

Nissan GT-R NISMO GT3

IDEAL LAP TIME : 1:33.958

BEST LAP TIME : 1:34.089

DIFFERENCE : 0.130

D1: Edoardo LIBERATI D2: Florian STRAUSS

LAP	SECTOR 1	SECTOR 2	SECTOR 3	SPEED TRAP	LAP TIME	KPH	DIFF	TIME OF DAY
1 - D2		36.953	37.901	250.5	1:38.764	165.99	4.675	13:04:51.896
2 - D2	22.763	35.900	37.328	251.1	1:35.991	170.78	1.902	13:06:27.888
3 - D2	22.422	35.986	37.006	250.0	1:35.414	171.82	1.325	13:08:03.303
4 - D2	22.480	35.386	36.821	250.0	1:34.688	173.14	0.598	13:09:37.991
5 - D2	22.652	35.320	37.000	249.4	1:34.973	172.62	0.884	13:11:12.964
6 - D2	22.505	35.245	37.151	250.5	1:34.901	172.75	0.812	13:12:47.866
7 - D2	22.355	36.070	37.385	251.7	1:35.811	171.11	1.722	13:14:23.677
8 - D2	22.574	35.288	37.363	250.0	1:35.226	172.16	1.137	13:15:58.903
9 - D2	22.536	35.339	37.448	252.3	1:35.323	171.98	1.234	13:17:34.227
10 - D2	22.463	35.508	37.256	251.1	1:35.227	172.15	1.138	13:19:09.455
11 - D2	22.538	35.423	37.128	250.5	1:35.090	172.40	1.000	13:20:44.545
12 - D2	22.619	35.365	IN PIT	249.4	1:36.210	P 170.40	2.121	13:22:20.756
13 - D2	OUTLAP	35.357	37.030	248.2	1:56.540	140.67	22.451	13:24:17.296
14 - D2	22.551	35.678	38.036	248.2	1:36.265	170.30	2.176	13:25:53.562
15 - D2	22.735	35.546	37.097	250.0	1:35.378	171.88	1.289	13:27:28.941
16 - D2	22.589	35.323	37.945	248.2	1:35.858	171.02	1.769	13:29:04.799
17 - D2	22.694	35.385	37.988	248.2	1:36.068	170.65	1.978	13:30:40.867
18 - D2	22.679	35.577	IN PIT	248.8	1:36.543	P 169.81	2.454	13:32:17.411
19 - D1	OUTLAP	36.334	37.218	243.7	3:03.901	89.14	1:29.811	13:35:21.312
20 - D1	22.627	35.279	36.821	247.1	1:34.727	173.06	0.638	13:36:56.039
21 - D1	22.474	36.064	37.238	249.4	1:35.777	171.17	1.688	13:38:31.816
22 - D1	22.338	35.001	36.814	251.1	1:34.153 (2)	174.12	0.064	13:40:05.970
23 - D1	22.273	35.319	37.023	251.7	1:34.616	173.27	0.527	13:41:40.586
24 - D1	22.441	35.944	37.699	251.7	1:36.084	170.62	1.995	13:43:16.671
25 - D1	22.442	35.071	37.173	250.0	1:34.687	173.14	0.597	13:44:51.358
26 - D1	22.499	35.227	36.867	249.4	1:34.593	173.31	0.504	13:46:25.952
27 - D1	22.425	35.667	38.819	252.9	1:36.912	169.16	2.823	13:48:02.864
28 - D1	22.444	35.109	36.683	248.8	1:34.237 (3)	173.96	0.147	13:49:37.101
29 - D1	22.312	35.892	36.751	251.1	1:34.955	172.65	0.866	13:51:12.057
30 - D1	22.343	35.035	36.710	250.0	1:34.089 (1)	174.24		13:52:46.146
31 - D1	22.353	35.446	37.320	251.1	1:35.119	172.35	1.030	13:54:21.266
32 - D1	22.352	35.520	36.778	251.7	1:34.651	173.20	0.562	13:55:55.917
33 - D1	22.381	35.255	36.846	252.3	1:34.482	173.51	0.393	13:57:30.400
34 - D1	22.401	35.156	37.885	248.8	1:35.442	171.77	1.353	13:59:05.843
35 - D1	22.417	35.299	36.943	252.3	1:34.660	173.19	0.571	14:00:40.503
36 - D1	22.411	36.666	37.381	252.3	1:36.458	169.96	2.369	14:02:16.962
37 - D1	22.403	37.339	37.820	251.7	1:37.563	168.03	3.473	14:03:54.525

Weather / Track : Sunny / Dry

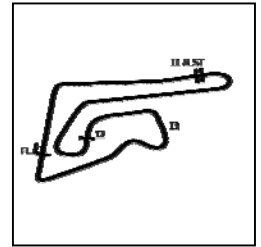
Chang International

Circuit Length = 4.554 km

Start: 13:03 Flag 14:03 End: 14:09

Blancpain GT Series Asia 2018

RACE 2 - SECTOR ANALYSIS



SECTOR 1 = FL to I1, SECTOR 2 = I1 to I2 SECTOR 3 = I2 to I3, SECTOR 4 = I3 to FL, DIFF = Difference To Personal Best Lap, P = Crossed Finish Line in Pit Lane, D = Time Disallowed

P4 18 GT3PA KCMG				Nissan GT-R NISMO GT3				
IDEAL LAP TIME : 1:34.208		BEST LAP TIME : 1:34.301		DIFFERENCE : 0.093				
D1: Yuke TANIGUCHI		D2: Tsugio MATSUDA						
LAP	SECTOR 1	SECTOR 2	SECTOR 3	SPEED TRAP	LAP TIME	KPH	DIFF	TIME OF DAY
1 - D2		36.414	38.290	243.2	1:38.393	166.62	4.091	13:04:51.525
2 - D2	22.783	35.370	37.016	245.4	1:35.170	172.26	0.868	13:06:26.695
3 - D2	22.328	35.524	36.931	250.5	1:34.783	172.96	0.482	13:08:01.479
4 - D2	22.474	35.676	36.868	250.5	1:35.018	172.53	0.716	13:09:36.497
5 - D2	22.467	35.093	36.842	250.0	1:34.403 (2)	173.66	0.102	13:11:10.900
6 - D2	22.422	35.061	36.818	250.5	1:34.301 (1)	173.85		13:12:45.202
7 - D2	22.450	35.147	37.548	251.1	1:35.146	172.30	0.844	13:14:20.348
8 - D2	22.361	35.160	38.177	250.5	1:35.699	171.31	1.397	13:15:56.047
9 - D2	22.494	35.224	36.971	250.5	1:34.689 (3)	173.13	0.388	13:17:30.737
10 - D2	22.795	35.381	37.128	251.1	1:35.304	172.02	1.002	13:19:06.042
11 - D2	22.404	35.508	37.236	250.5	1:35.148	172.30	0.846	13:20:41.190
12 - D2	22.464	35.871	37.109	250.5	1:35.445	171.76	1.143	13:22:16.635
13 - D2	22.373	35.600	37.108	251.7	1:35.082	172.42	0.780	13:23:51.717
14 - D2	22.405	36.270	37.296	252.9	1:35.972	170.82	1.670	13:25:27.689
15 - D2	22.801	35.465	37.261	247.7	1:35.527	171.62	1.225	13:27:03.217
16 - D2	22.436	35.764	37.291	249.4	1:35.491	171.68	1.189	13:28:38.708
17 - D2	22.467	35.258	37.263	248.8	1:34.988	172.59	0.686	13:30:13.696
18 - D2	22.613	35.224	37.192	247.1	1:35.030	172.51	0.728	13:31:48.726
19 - D2	22.496	35.581	37.290	248.8	1:35.368	171.90	1.066	13:33:24.094
20 - D2	22.559	35.995	37.135	247.7	1:35.689	171.32	1.388	13:34:59.784
21 - D2	22.498	35.605	IN PIT	249.4	1:36.531 P	169.83	2.229	13:36:36.316
22 - D1	OUTLAP	37.091	39.025	244.3	3:07.378	87.49	1:33.077	13:39:43.694
23 - D1	22.395	36.118	37.548	247.7	1:36.061	170.66	1.759	13:41:19.756
24 - D1	22.902	35.531	37.527	246.5	1:35.960	170.84	1.659	13:42:55.716
25 - D1	22.563	35.493	37.972	249.4	1:36.029	170.72	1.727	13:44:31.745
26 - D1	22.593	35.868	38.336	248.2	1:36.797	169.36	2.495	13:46:08.543
27 - D1	22.588	37.374	38.228	247.7	1:38.190	166.96	3.889	13:47:46.733
28 - D1	22.510	35.740	37.161	250.5	1:35.411	171.82	1.110	13:49:22.145
29 - D1	22.474	35.960	37.550	247.7	1:35.985	170.80	1.683	13:50:58.130
30 - D1	22.766	36.667	38.003	250.5	1:37.437	168.25	3.135	13:52:35.567
31 - D1	22.481	35.909	37.656	248.8	1:36.046	170.69	1.744	13:54:11.614
32 - D1	22.370	35.606	38.327	248.8	1:36.304	170.23	2.002	13:55:47.918
33 - D1	23.028	35.945	38.211	247.1	1:37.185	168.69	2.883	13:57:25.103
34 - D1	22.737	37.127	38.115	251.1	1:37.980	167.32	3.679	13:59:03.083
35 - D1	23.253	35.812	37.661	248.2	1:36.726	169.49	2.425	14:00:39.810
36 - D1	22.656	36.841	38.650	248.8	1:38.147	167.03	3.846	14:02:17.958
37 - D1	22.468	37.277	38.260	251.1	1:38.006	167.27	3.704	14:03:55.964

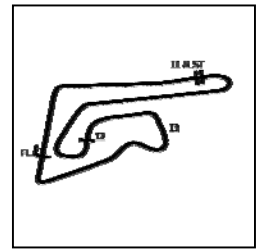
P5 3 GT3S Absolute Racing				Audi R8 LMS GT3				
IDEAL LAP TIME : 1:34.843		BEST LAP TIME : 1:34.987		DIFFERENCE : 0.144				
D1: Martin RUMP		D2: Franky CHENG						
LAP	SECTOR 1	SECTOR 2	SECTOR 3	SPEED TRAP	LAP TIME	KPH	DIFF	TIME OF DAY
1 - D2		37.463	38.552	246.0	1:40.695	162.81	5.708	13:04:53.827
2 - D2	22.787	36.483	37.410	251.1	1:36.680	169.57	1.693	13:06:30.508
3 - D2	23.013	35.614	37.478	247.1	1:36.105	170.58	1.118	13:08:06.614
4 - D2	22.799	35.459	37.130	250.0	1:35.388	171.87	0.400	13:09:42.002
5 - D2	22.874	36.153	37.306	249.4	1:36.334	170.18	1.346	13:11:18.336
6 - D2	22.882	35.389	37.355	247.7	1:35.626	171.44	0.639	13:12:53.963
7 - D2	22.764	35.546	37.522	249.4	1:35.832	171.07	0.845	13:14:29.796
8 - D2	22.841	36.071	37.205	250.5	1:36.117	170.56	1.129	13:16:05.913
9 - D2	22.822	36.081	37.699	248.8	1:36.602	169.70	1.615	13:17:42.516
10 - D2	22.990	35.738	37.252	248.8	1:35.980	170.80	0.993	13:19:18.496
11 - D2	23.315	35.993	37.359	247.7	1:36.667	169.59	1.679	13:20:55.164
12 - D2	22.818	35.708	37.427	249.4	1:35.954	170.85	0.967	13:22:31.118
13 - D2	22.865	35.632	37.314	248.2	1:35.811	171.11	0.824	13:24:06.930
14 - D2	22.873	35.929	37.333	247.7	1:36.135	170.53	1.148	13:25:43.066
15 - D2	22.842	35.724	37.377	247.7	1:35.944	170.87	0.956	13:27:19.010
16 - D2	23.210	35.725	IN PIT	247.7	1:36.788 P	169.38	1.801	13:28:55.799
17 - D1	OUTLAP	35.943	37.532	242.1	3:08.216	87.10	1:33.229	13:32:04.015

Weather / Track : Sunny / Dry

Chang International
Circuit Length = 4.554 km
Start: 13:03 Flag 14:03 End: 14:09

Blancpain GT Series Asia 2018

RACE 2 - SECTOR ANALYSIS



SECTOR 1 = FL to I1, SECTOR 2 = I1 to I2 SECTOR 3 = I2 to I3, SECTOR 4 = I3 to FL, DIFF = Difference To Personal Best Lap, P = Crossed Finish Line in Pit Lane, D = Time Disallowed

Lap	Driver	S1	S2	S3	S4	Trap	Lap	Diff	Time
18	D1	23.053	35.421	37.214	246.5	1:35.688	171.33	0.701	13:33:39.704
19	D1	22.790	36.145	37.034	248.2	1:35.970	170.82	0.982	13:35:15.674
20	D1	22.784	35.462	37.315	247.7	1:35.562	171.55	0.574	13:36:51.236
21	D1	22.847	35.937	36.873	250.5	1:35.657	171.38	0.670	13:38:26.894
22	D1	22.772	35.321	37.010	248.2	1:35.104	172.38	0.116	13:40:01.998
23	D1	22.878	35.462	37.054	248.2	1:35.394	171.85	0.407	13:41:37.393
24	D1	22.759	35.518	37.204	248.2	1:35.482	171.70	0.495	13:43:12.875
25	D1	22.820	35.320	37.149	247.7	1:35.289	172.04	0.301	13:44:48.165
26	D1	22.835	35.375	37.100	248.2	1:35.311	172.00	0.324	13:46:23.476
27	D1	23.305	35.531	37.406	247.1	1:36.242	170.34	1.255	13:47:59.719
28	D1	22.953	35.395	36.987	247.7	1:35.335	171.96	0.348	13:49:35.055
29	D1	22.820	35.520	36.895	247.7	1:35.236	172.14	0.248	13:51:10.291
30	D1	22.755	35.430	36.916	247.7	1:35.102	(3) 172.38	0.114	13:52:45.393
31	D1	22.712	35.436	36.985	249.4	1:35.134	172.32	0.146	13:54:20.527
32	D1	22.759	35.341	36.887	248.2	1:34.987	(1) 172.59		13:55:55.515
33	D1	22.773	35.834	37.127	248.2	1:35.734	171.24	0.747	13:57:31.250
34	D1	22.769	35.531	38.075	248.2	1:36.375	170.10	1.388	13:59:07.625
35	D1	22.774	35.289	37.010	248.2	1:35.074	(2) 172.43	0.087	14:00:42.699
36	D1	22.681	35.962	37.270	248.8	1:35.913	170.92	0.925	14:02:18.613
37	D1	22.739	36.724	38.269	250.0	1:37.733	167.74	2.745	14:03:56.346

P6 27 GT3S HubAuto Corsa

Ferrari 488 GT3

IDEAL LAP TIME : 1:34.172

BEST LAP TIME : 1:34.418

DIFFERENCE : 0.245

D1: Hongli YE

D2: Nick FOSTER

LAP	SECTOR 1	SECTOR 2	SECTOR 3	SPEED TRAP	LAP TIME	KPH	DIFF	TIME OF DAY	
1	D2	36.740	37.396	249.4	1:37.037	168.94	2.619	13:04:50.169	
2	D2	22.614	35.330	36.993	248.2	1:34.938	0.519	13:06:25.107	
3	D2	22.633	35.158	36.810	247.7	1:34.601	0.183	13:07:59.709	
4	D2	22.584	35.247	36.659	248.8	1:34.491	(2) 0.073	13:09:34.200	
5	D2	22.575	35.130	36.992	249.4	1:34.698	0.279	13:11:08.898	
6	D2	22.552	35.222	36.972	249.4	1:34.747	0.328	13:12:43.645	
7	D2	22.671	35.439	37.659	249.4	1:35.769	1.181	13:14:19.415	
8	D2	22.558	35.360	37.679	248.8	1:35.598	1.179	13:15:55.013	
9	D2	22.651	35.378	37.023	248.8	1:35.052	0.634	13:17:30.066	
10	D2	22.606	35.467	37.202	251.1	1:35.276	0.857	13:19:05.342	
11	D2	22.752	35.472	37.069	248.2	1:35.294	0.876	13:20:40.636	
12	D2	22.703	35.673	37.011	248.8	1:35.387	0.968	13:22:16.024	
13	D2	22.697	35.465	37.189	247.7	1:35.352	0.933	13:23:51.376	
14	D2	22.630	36.683	37.737	249.4	1:37.051	2.632	13:25:28.427	
15	D2	22.842	35.402	37.325	247.1	1:35.570	1.151	13:27:03.997	
16	D2	22.603	35.746	37.486	249.4	1:35.836	1.417	13:28:39.833	
17	D2	22.699	35.803	37.205	248.2	1:35.707	1.289	13:30:15.541	
18	D2	22.717	35.554	IN PIT	248.2	1:36.777	P 2.359	13:31:52.319	
19	D1	OUTLAP	36.319	37.264	242.1	3:14.319	84.36	1:39.901	13:35:06.638
20	D1	22.894	35.470	37.444	247.1	1:35.808	171.11	1.389	13:36:42.447
21	D1	22.586	35.072	36.759	249.4	1:34.418	(1) 173.63		13:38:16.865
22	D1	22.565	35.188	36.814	248.8	1:34.568	(3) 0.149	13:39:51.433	
23	D1	22.459	35.335	37.003	248.8	1:34.798	0.380	13:41:26.231	
24	D1	22.565	35.508	37.207	250.0	1:35.281	0.862	13:43:01.512	
25	D1	22.467	35.161	37.091	250.0	1:34.719	0.301	13:44:36.232	
26	D1	22.702	35.885	37.505	250.0	1:36.093	1.674	13:46:12.325	
27	D1	22.506	35.185	37.140	250.5	1:34.832	0.413	13:47:47.157	
28	D1	22.586	35.613	37.169	250.0	1:35.368	0.950	13:49:22.526	
29	D1	22.565	35.668	37.718	250.0	1:35.951	1.533	13:50:58.478	
30	D1	22.559	35.580	37.192	253.5	1:35.331	0.912	13:52:33.809	
31	D1	22.549	36.414	37.079	248.2	1:36.043	1.624	13:54:09.852	
32	D1	22.528	35.359	IN PIT	248.8	1:36.399	P 1.981	13:55:46.252	
33	D1	OUTLAP	35.461	37.079	246.5	1:55.363	20.944	13:57:41.615	
34	D1	22.551	35.149	36.898	249.4	1:34.598	0.180	13:59:16.213	
35	D1	22.474	36.560	36.928	250.0	1:35.962	1.544	14:00:52.176	
36	D1	22.441	35.394	37.002	250.5	1:34.837	0.419	14:02:27.013	
37	D1	22.654	36.595	37.127	213.8	1:36.376	1.958	14:04:03.390	

Weather / Track : Sunny / Dry

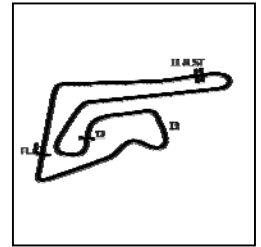
Chang International

Circuit Length = 4.554 km

Start: 13:03 Flag 14:03 End: 14:09

Blancpain GT Series Asia 2018

RACE 2 - SECTOR ANALYSIS



SECTOR 1 = FL to I1, SECTOR 2 = I1 to I2 SECTOR 3 = I2 to I3, SECTOR 4 = I3 to FL, DIFF = Difference To Personal Best Lap, P = Crossed Finish Line in Pit Lane, D = Time Disallowed

P7 37 GT3PA Absolute Racing				Audi R8 LMS GT3				
IDEAL LAP TIME : 1:34.410		BEST LAP TIME : 1:34.544		DIFFERENCE : 0.133				
D1: Anthony LIU		D2: Josh BURDON						
LAP	SECTOR 1	SECTOR 2	SECTOR 3	SPEED TRAP	LAP TIME	KPH	DIFF	TIME OF DAY
1 - D2		36.667	37.622	244.8	1:37.463	168.21	2.919	13:04:50.595
2 - D2	22.833	35.308	36.788	247.7	1:34.929	172.70	0.385	13:06:25.525
3 - D2	23.158	35.622	36.709	246.5	1:35.490	171.68	0.946	13:08:01.015
4 - D2	22.821	36.192	37.047	248.2	1:36.060	170.66	1.516	13:09:37.076
5 - D2	22.898	35.185	36.667	248.2	1:34.751 (2)	173.02	0.206	13:11:11.827
6 - D2	22.798	35.308	36.801	247.1	1:34.908	172.73	0.363	13:12:46.735
7 - D2	22.894	36.183	36.886	247.1	1:35.964	170.83	1.420	13:14:22.699
8 - D2	22.758	35.176	37.335	248.2	1:35.269	172.08	0.724	13:15:57.969
9 - D2	22.813	35.298	36.686	248.8	1:34.798	172.93	0.254	13:17:32.767
10 - D2	22.758	35.565	37.094	249.4	1:35.417	171.81	0.873	13:19:08.185
11 - D2	22.712	35.136	36.695	248.2	1:34.544 (1)	173.40		13:20:42.729
12 - D2	22.610	35.278	36.879	247.7	1:34.768 (3)	172.99	0.224	13:22:17.497
13 - D2	22.714	35.484	37.003	248.2	1:35.201	172.20	0.657	13:23:52.699
14 - D2	22.702	35.584	37.772	248.2	1:36.059	170.66	1.515	13:25:28.758
15 - D2	22.711	35.631	37.327	249.4	1:35.670	171.36	1.125	13:27:04.428
16 - D2	22.775	35.602	37.395	248.2	1:35.772	171.18	1.228	13:28:40.201
17 - D2	22.762	35.914	37.373	248.8	1:36.050	170.68	1.506	13:30:16.251
18 - D2	22.795	35.493	37.430	248.2	1:35.718	171.27	1.173	13:31:51.970
19 - D2	23.071	35.600	37.306	246.5	1:35.977	170.81	1.433	13:33:27.947
20 - D2	22.948	35.355	37.168	247.1	1:35.471	171.71	0.927	13:35:03.419
21 - D2	22.863	35.495	IN PIT	248.2	1:37.273 P	168.53	2.729	13:36:40.693
22 - D1	OUTLAP	37.093	37.814	241.6	3:05.376	88.43	1:30.831	13:39:46.069
23 - D1	22.988	36.294	38.102	248.2	1:37.385	168.34	2.841	13:41:23.454
24 - D1	22.800	35.260	38.224	246.0	1:36.284	170.27	1.739	13:42:59.739
25 - D1	22.731	35.334	37.413	247.1	1:35.479	171.70	0.935	13:44:35.218
26 - D1	23.635	36.462	37.497	246.5	1:37.594	167.98	3.050	13:46:12.813
27 - D1	22.607	35.396	37.251	249.4	1:35.255	172.11	0.710	13:47:48.068
28 - D1	22.665	35.680	IN PIT	248.2	1:36.938 P	169.12	2.394	13:49:25.007
29 - D1	OUTLAP	35.414	36.956	243.7	1:56.267	141.00	21.722	13:51:21.274
30 - D1	23.299	35.785	37.198	247.1	1:36.282	170.27	1.738	13:52:57.556
31 - D1	22.656	35.428	37.206	248.8	1:35.290	172.04	0.746	13:54:32.847
32 - D1	22.839	35.321	37.075	247.7	1:35.236	172.14	0.691	13:56:08.083
33 - D1	23.196	35.447	37.099	245.4	1:35.742	171.23	1.198	13:57:43.826
34 - D1	22.962	35.406	36.921	247.1	1:35.290	172.04	0.746	13:59:19.116
35 - D1	22.646	35.430	37.231	248.8	1:35.308	172.01	0.764	14:00:54.424
36 - D1	22.686	35.863	37.287	238.9	1:35.836	171.06	1.291	14:02:30.261
37 - D1	23.257	35.652	37.536	247.7	1:36.445	169.98	1.901	14:04:06.706

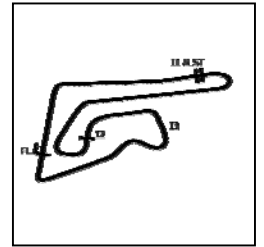
P8 911 GT3S Craft Bamboo Racing				Porsche 991 GT3R				
IDEAL LAP TIME : 1:35.477		BEST LAP TIME : 1:35.674		DIFFERENCE : 0.197				
D1: Sandy STUVIK		D2: Shae DAVIES						
LAP	SECTOR 1	SECTOR 2	SECTOR 3	SPEED TRAP	LAP TIME	KPH	DIFF	TIME OF DAY
1 - D2		37.850	38.720	231.7	1:41.371	161.72	5.696	13:04:54.503
2 - D2	22.917	35.971	37.513	250.5	1:36.402	170.06	0.727	13:06:30.905
3 - D2	22.782	35.903	37.471	251.7	1:36.156	170.49	0.481	13:08:07.062
4 - D2	22.668	35.891	37.486	252.9	1:36.046	170.69	0.371	13:09:43.108
5 - D2	22.776	35.790	37.256	252.3	1:35.822	171.09	0.147	13:11:18.931
6 - D2	22.687	35.760	37.362	251.7	1:35.810	171.11	0.135	13:12:54.741
7 - D2	22.835	35.869	37.515	251.7	1:36.220	170.38	0.545	13:14:30.961
8 - D2	22.752	36.244	37.277	251.7	1:36.273	170.29	0.598	13:16:07.235
9 - D2	22.806	36.132	37.860	252.3	1:36.798	169.36	1.123	13:17:44.033
10 - D2	22.731	35.661	37.282	251.7	1:35.674 (1)	171.35		13:19:19.708
11 - D2	22.676	35.944	37.465	252.9	1:36.085	170.62	0.411	13:20:55.793
12 - D2	22.713	35.986	37.327	252.3	1:36.026	170.72	0.352	13:22:31.820
13 - D2	22.651	35.823	37.554	251.7	1:36.028	170.72	0.353	13:24:07.849
14 - D2	22.727	35.946	37.520	251.1	1:36.194	170.42	0.520	13:25:44.043
15 - D2	22.794	35.780	37.489	250.5	1:36.063	170.66	0.388	13:27:20.107
16 - D2	22.814	36.044	37.474	251.1	1:36.333	170.18	0.658	13:28:56.440
17 - D2	22.763	35.999	IN PIT	250.5	1:37.801 P	167.62	2.126	13:30:34.242

Weather / Track : Sunny / Dry

Chang International
Circuit Length = 4.554 km
Start: 13:03 Flag 14:03 End: 14:09

Blancpain GT Series Asia 2018

RACE 2 - SECTOR ANALYSIS



SECTOR 1 = FL to I1, SECTOR 2 = I1 to I2 SECTOR 3 = I2 to I3, SECTOR 4 = I3 to FL, DIFF = Difference To Personal Best Lap, P = Crossed Finish Line in Pit Lane, D = Time Disallowed

18 - D1	OUTLAP	36.870	37.819	244.8	3:04.171	89.01	1:28.497	13:33:38.413
19 - D1	22.947	36.086	37.298	248.8	1:36.331	170.18	0.657	13:35:14.745
20 - D1	22.785	35.960	37.452	249.4	1:36.197	170.42	0.523	13:36:50.943
21 - D1	22.833	36.709	37.266	250.0	1:36.809	169.34	1.134	13:38:27.752
22 - D1	22.732	35.732	37.254	250.5	1:35.719 (3)	171.27	0.044	13:40:03.471
23 - D1	22.742	35.886	37.353	250.0	1:35.981	170.80	0.306	13:41:39.453
24 - D1	22.984	36.249	38.325	247.1	1:37.558	168.04	1.884	13:43:17.012
25 - D1	22.708	35.763	37.210	251.1	1:35.682 (2)	171.34	0.007	13:44:52.694
26 - D1	22.674	36.394	37.324	250.5	1:36.392	170.07	0.718	13:46:29.087
27 - D1	22.746	36.187	37.979	251.1	1:36.913	169.16	1.238	13:48:06.000
28 - D1	22.743	35.775	37.596	250.0	1:36.114	170.57	0.439	13:49:42.115
29 - D1	22.716	35.699	37.608	250.0	1:36.023	170.73	0.348	13:51:18.138
30 - D1	22.648	35.777	38.034	250.0	1:36.459	169.96	0.785	13:52:54.598
31 - D1	22.667	35.733	37.504	249.4	1:35.905	170.94	0.230	13:54:30.503
32 - D1	22.710	35.710	37.600	248.8	1:36.020	170.73	0.345	13:56:06.524
33 - D1	22.759	35.856	37.586	250.0	1:36.202	170.41	0.527	13:57:42.726
34 - D1	22.712	35.797	37.226	250.5	1:35.736	171.24	0.061	13:59:18.462
35 - D1	22.606	35.752	37.364	250.5	1:35.723	171.26	0.048	14:00:54.185
36 - D1	22.749	35.769	37.471	252.3	1:35.990	170.79	0.315	14:02:30.175
37 - D1	23.543	36.274	37.533	248.2	1:37.350	168.40	1.676	14:04:07.526

P9 5 GT3S Phoenix Racing Asia

Audi R8 LMS GT3

IDEAL LAP TIME : 1:35.033

BEST LAP TIME : 1:35.443

DIFFERENCE : 0.409

D1: Marchy LEE

D2: Alex YOONG

LAP	SECTOR 1	SECTOR 2	SECTOR 3	SPEED TRAP	LAP TIME	KPH	DIFF	TIME OF DAY
1 - D2		38.101	38.756	248.2	1:41.873	160.92	6.429	13:04:55.005
2 - D2	23.051	35.679	37.571	247.1	1:36.302	170.23	0.859	13:06:31.307
3 - D2	22.853	35.747	37.479	247.7	1:36.080	170.63	0.636	13:08:07.387
4 - D2	22.960	35.715	37.269	249.4	1:35.944	170.87	0.500	13:09:43.332
5 - D2	22.858	35.763	37.471	252.3	1:36.092	170.61	0.649	13:11:19.424
6 - D2	22.670	36.116	37.257	250.0	1:36.043	170.69	0.600	13:12:55.468
7 - D2	22.927	35.756	37.475	248.2	1:36.158	170.49	0.714	13:14:31.626
8 - D2	22.840	35.984	37.481	248.8	1:36.306	170.23	0.863	13:16:07.932
9 - D2	22.777	35.892	38.784	250.0	1:37.453	168.22	2.010	13:17:45.386
10 - D2	22.537	35.993	37.278	248.8	1:35.808	171.11	0.365	13:19:21.194
11 - D2	22.878	36.181	37.325	248.2	1:36.384	170.09	0.941	13:20:57.579
12 - D2	23.022	36.002	37.124	247.7	1:36.148	170.51	0.705	13:22:33.728
13 - D2	22.710	35.571	37.292	247.1	1:35.573 (2)	171.53	0.130	13:24:09.301
14 - D2	22.814	35.862	37.554	247.7	1:36.231	170.36	0.788	13:25:45.532
15 - D2	22.882	35.653	37.215	247.1	1:35.750	171.21	0.307	13:27:21.283
16 - D2	23.165	35.712	37.366	247.7	1:36.244	170.34	0.801	13:28:57.527
17 - D2	22.958	35.874	37.743	246.5	1:36.575	169.75	1.132	13:30:34.103
18 - D2	22.823	35.754	37.375	247.7	1:35.953	170.85	0.509	13:32:10.056
19 - D2	22.947	35.809	37.350	247.7	1:36.107	170.58	0.663	13:33:46.163
20 - D2	22.875	35.892	IN PIT	247.7	1:37.874 P	167.50	2.431	13:35:24.038
21 - D1	OUTLAP	36.807	38.702	242.6	3:08.930	86.77	1:33.487	13:38:32.968
22 - D1	23.016	35.878	37.483	247.7	1:36.378	170.10	0.935	13:40:09.346
23 - D1	22.885	35.711	37.462	247.7	1:36.059	170.66	0.615	13:41:45.405
24 - D1	22.926	35.737	37.838	248.2	1:36.501	169.88	1.058	13:43:21.907
25 - D1	23.768	35.920	37.063	245.4	1:36.751	169.44	1.308	13:44:58.658
26 - D1	22.813	35.581	37.048	247.1	1:35.443 (1)	171.77		13:46:34.101
27 - D1	22.848	35.510	37.864	247.7	1:36.222	170.37	0.779	13:48:10.324
28 - D1	22.888	35.837	37.648	248.2	1:36.373	170.11	0.930	13:49:46.698
29 - D1	22.862	35.619	37.333	249.4	1:35.815	171.10	0.372	13:51:22.513
30 - D1	22.818	36.024	38.243	248.2	1:37.086	168.86	1.642	13:52:59.599
31 - D1	22.933	35.733	37.405	248.8	1:36.071	170.64	0.628	13:54:35.671
32 - D1	22.861	35.794	37.075	248.2	1:35.730	171.25	0.287	13:56:11.402
33 - D1	22.859	35.995	37.244	248.8	1:36.099	170.59	0.656	13:57:47.501
34 - D1	22.844	35.757	36.986	248.2	1:35.588 (3)	171.51	0.145	13:59:23.089
35 - D1	22.879	35.763	38.467	249.4	1:37.109	168.82	1.666	14:01:00.199
36 - D1	22.725	35.742	37.930	249.4	1:36.398	170.06	0.955	14:02:36.597
37 - D1	22.864	35.971	37.807	248.8	1:36.642	169.64	1.199	14:04:13.240

Weather / Track : Sunny / Dry

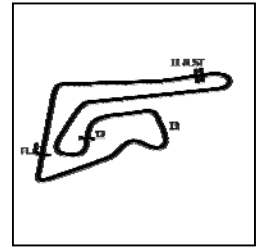
Chang International

Circuit Length = 4.554 km

Start: 13:03 Flag 14:03 End: 14:09

Blancpain GT Series Asia 2018

RACE 2 - SECTOR ANALYSIS



SECTOR 1 = FL to I1, SECTOR 2 = I1 to I2 SECTOR 3 = I2 to I3, SECTOR 4 = I3 to FL, DIFF = Difference To Personal Best Lap, P = Crossed Finish Line in Pit Lane, D = Time Disallowed

P10 63 GT3PA FFF Racing Team by ACM				Lamborghini Huracan GT3				
IDEAL LAP TIME : 1:34.268		BEST LAP TIME : 1:34.686		DIFFERENCE : 0.418				
D1: Hiroshi HAMAGUCHI		D2: Marco MAPELLI						
LAP	SECTOR 1	SECTOR 2	SECTOR 3	SPEED TRAP	LAP TIME	KPH	DIFF	TIME OF DAY
1 - D2		37.306	38.558	248.2	1:40.944	162.41	6.257	13:04:54.076
2 - D2	22.658	35.898	37.275	252.9	1:35.831	171.07	1.145	13:06:29.907
3 - D2	22.591	35.588	37.129	253.5	1:35.309	172.01	0.623	13:08:05.216
4 - D2	22.676	35.436	37.247	252.9	1:35.359	171.92	0.673	13:09:40.576
5 - D2	22.426	35.540	37.136	252.9	1:35.103	172.38	0.417	13:11:15.679
6 - D2	22.593	35.409	37.109	253.5	1:35.111	172.36	0.425	13:12:50.791
7 - D2	22.529	35.361	37.231	253.5	1:35.121	172.35	0.435	13:14:25.913
8 - D2	22.882	35.448	37.241	252.9	1:35.572	171.53	0.885	13:16:01.485
9 - D2	22.715	35.991	36.970	252.3	1:35.676	171.35	0.990	13:17:37.162
10 - D2	22.443	35.505	37.427	253.5	1:35.376	171.89	0.690	13:19:12.538
11 - D2	22.756	35.661	37.279	252.9	1:35.697	171.31	1.010	13:20:48.235
12 - D2	22.646	35.522	37.210	254.1	1:35.379	171.88	0.692	13:22:23.614
13 - D2	22.519	35.906	37.189	253.5	1:35.615	171.46	0.929	13:23:59.229
14 - D2	22.424	35.964	36.883	252.9	1:35.271	172.08	0.585	13:25:34.501
15 - D2	22.619	35.427	37.016	251.1	1:35.063 (3)	172.45	0.377	13:27:09.564
16 - D2	22.692	35.090	37.389	250.0	1:35.171	172.26	0.485	13:28:44.736
17 - D2	22.575	35.546	37.293	250.0	1:35.415	171.82	0.729	13:30:20.151
18 - D2	22.594	35.112	36.980	250.0	1:34.686 (1)	173.14		13:31:54.838
19 - D2	22.723	35.103	37.497	250.0	1:35.324	171.98	0.638	13:33:30.162
20 - D2	22.883	35.316	37.206	249.4	1:35.405	171.83	0.719	13:35:05.568
21 - D2	22.756	35.453	IN PIT	250.0	1:36.913 P	169.16	2.227	13:36:42.482
22 - D1	OUTLAP	37.174	38.375	241.0	2:59.698	91.23	1:25.011	13:39:42.180
23 - D1	23.002	36.145	37.586	247.7	1:36.733	169.47	2.047	13:41:18.914
24 - D1	23.048	35.658	37.124	248.2	1:35.830	171.07	1.143	13:42:54.744
25 - D1	22.474	35.551	38.001	251.1	1:36.026	170.72	1.340	13:44:30.770
26 - D1	23.156	35.858	38.459	248.8	1:37.474	168.19	2.788	13:46:08.244
27 - D1	22.681	37.199	37.006	250.0	1:36.886	169.21	2.200	13:47:45.131
28 - D1	22.478	35.365	36.941	251.1	1:34.785 (2)	172.96	0.099	13:49:19.916
29 - D1	22.520	35.302	38.098	250.0	1:35.921	170.91	1.234	13:50:55.837
30 - D1	22.753	35.250	IN PIT	251.1	1:36.542 P	169.81	1.856	13:52:32.380
31 - D1	OUTLAP	35.557	36.774	246.5	2:06.936	129.15	32.250	13:54:39.316
32 - D1	22.403	36.593	38.264	252.9	1:37.261	168.56	2.575	13:56:16.577
33 - D1	22.535	35.599	38.262	250.5	1:36.396	170.07	1.710	13:57:52.974
34 - D1	22.458	35.637	37.158	251.7	1:35.253	172.11	0.567	13:59:28.227
35 - D1	22.509	35.746	37.940	251.1	1:36.196	170.42	1.510	14:01:04.423
36 - D1	22.577	35.528	37.165	251.7	1:35.271	172.08	0.584	14:02:39.694
37 - D1	22.582	35.786	37.273	251.7	1:35.641	171.41	0.955	14:04:15.336

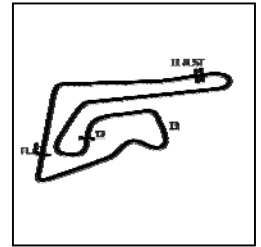
P11 97 GT3PA Indigo Racing				Mercedes-AMG GT3				
IDEAL LAP TIME : 1:34.810		BEST LAP TIME : 1:35.247		DIFFERENCE : 0.437				
D1: Juwon SEO		D2: Roelof BRUINS						
LAP	SECTOR 1	SECTOR 2	SECTOR 3	SPEED TRAP	LAP TIME	KPH	DIFF	TIME OF DAY
1 - D2		37.421	39.212	247.1	1:42.075	160.61	6.827	13:04:55.207
2 - D2	23.179	35.826	37.590	249.4	1:36.596	169.72	1.349	13:06:31.803
3 - D2	22.838	35.578	37.665	250.0	1:36.081	170.63	0.834	13:08:07.885
4 - D2	22.815	35.671	37.595	250.0	1:36.081	170.63	0.834	13:09:43.966
5 - D2	22.770	35.735	37.434	250.5	1:35.939	170.88	0.692	13:11:19.906
6 - D2	22.731	35.851	37.502	250.0	1:36.085	170.62	0.838	13:12:55.991
7 - D2	22.797	35.705	37.656	250.0	1:36.158	170.49	0.911	13:14:32.150
8 - D2	22.718	36.369	37.423	250.5	1:36.511	169.87	1.264	13:16:08.661
9 - D2	22.778	35.818	38.153	250.5	1:36.749	169.45	1.501	13:17:45.411
10 - D2	22.883	35.998	37.379	249.4	1:36.260	170.31	1.013	13:19:21.671
11 - D2	22.901	36.042	37.618	249.4	1:36.561	169.78	1.314	13:20:58.233
12 - D2	22.747	36.272	37.374	250.0	1:36.394	170.07	1.147	13:22:34.627
13 - D2	22.545	35.508	37.267	248.8	1:35.320 (3)	171.99	0.073	13:24:09.948
14 - D2	22.823	36.078	37.804	247.7	1:36.705	169.52	1.458	13:25:46.654
15 - D2	22.813	35.644	37.379	247.7	1:35.837	171.06	0.589	13:27:22.491
16 - D2	22.698	35.814	37.310	248.2	1:35.823	171.08	0.576	13:28:58.314
17 - D2	22.764	35.681	38.029	248.2	1:36.474	169.93	1.227	13:30:34.789

Weather / Track : Sunny / Dry

Chang International
Circuit Length = 4.554 km
Start: 13:03 Flag 14:03 End: 14:09

Blancpain GT Series Asia 2018

RACE 2 - SECTOR ANALYSIS



SECTOR 1 = FL to I1, SECTOR 2 = I1 to I2 SECTOR 3 = I2 to I3, SECTOR 4 = I3 to FL, DIFF = Difference To Personal Best Lap, P = Crossed Finish Line in Pit Lane, D = Time Disallowed

18 - D2	22.679	35.717	37.348	248.2	1:35.744	171.23	0.497	13:32:10.533
19 - D2	22.827	35.937	37.370	248.2	1:36.134	170.53	0.887	13:33:46.668
20 - D2	22.874	35.970	IN PIT	248.2	1:38.141	P 167.04	2.894	13:35:24.810
21 - D1	OUTLAP	36.680	38.101	234.2	3:12.240	85.28	1:36.992	13:38:37.050
22 - D1	23.350	36.053	37.298	242.1	1:36.701	169.53	1.454	13:40:13.751
23 - D1	22.742	35.548	37.433	247.7	1:35.724	171.26	0.476	13:41:49.475
24 - D1	23.346	35.452	37.490	244.3	1:36.288	170.26	1.041	13:43:25.764
25 - D1	22.705	36.108	37.434	247.7	1:36.248	170.33	1.000	13:45:02.012
26 - D1	22.730	35.168	37.378	247.1	1:35.276	(2) 172.07	0.029	13:46:37.289
27 - D1	22.712	35.335	38.256	248.2	1:36.304	170.23	1.057	13:48:13.593
28 - D1	23.028	35.926	37.963	248.2	1:36.917	169.15	1.670	13:49:50.511
29 - D1	22.751	35.434	37.769	247.7	1:35.954	170.85	0.707	13:51:26.466
30 - D1	22.834	37.185	38.217	248.2	1:38.237	166.88	2.989	13:53:04.703
31 - D1	22.830	35.408	37.128	247.7	1:35.367	171.90	0.120	13:54:40.070
32 - D1	22.783	36.061	37.952	249.4	1:36.796	169.36	1.549	13:56:16.867
33 - D1	22.717	35.448	38.646	248.8	1:36.812	169.34	1.564	13:57:53.679
34 - D1	22.798	35.240	37.208	247.7	1:35.247	(1) 172.12		13:59:28.926
35 - D1	22.513	35.916	37.388	249.4	1:35.817	171.10	0.570	14:01:04.744
36 - D1	22.814	35.745	37.489	249.4	1:36.049	170.68	0.802	14:02:40.793
37 - D1	22.526	37.099	37.893	234.7	1:37.518	168.11	2.271	14:04:18.312

P12 991 GT3S Craft Bamboo Racing

Porsche 991 GT3R

IDEAL LAP TIME : 1:35.360

BEST LAP TIME : 1:35.728

DIFFERENCE : 0.368

D1: Aidan READ

D2: Darryl O'YOUNG

LAP	SECTOR 1	SECTOR 2	SECTOR 3	SPEED TRAP	LAP TIME	KPH	DIFF	TIME OF DAY
1 - D2		37.543	38.942	247.7	1:42.319	160.22	6.591	13:04:55.451
2 - D2	23.067	36.476	37.822	247.7	1:37.366	168.37	1.638	13:06:32.817
3 - D2	22.975	36.105	37.550	247.1	1:36.631	169.65	0.903	13:08:09.448
4 - D2	22.884	35.864	37.688	248.2	1:36.436	170.00	0.708	13:09:45.885
5 - D2	22.953	35.918	37.337	247.7	1:36.208	170.40	0.480	13:11:22.094
6 - D2	22.750	36.017	37.666	247.7	1:36.433	170.00	0.705	13:12:58.528
7 - D2	22.943	36.053	37.500	247.7	1:36.496	169.89	0.768	13:14:35.024
8 - D2	22.947	36.252	38.277	247.7	1:37.476	168.18	1.748	13:16:12.501
9 - D2	22.938	36.203	38.014	247.7	1:37.155	168.74	1.427	13:17:49.657
10 - D2	22.956	36.345	37.564	248.8	1:36.865	169.24	1.137	13:19:26.522
11 - D2	22.902	35.771	37.462	247.1	1:36.136	170.53	0.408	13:21:02.658
12 - D2	22.840	35.978	37.843	248.2	1:36.661	169.60	0.933	13:22:39.320
13 - D2	22.879	35.804	37.495	246.5	1:36.179	170.45	0.450	13:24:15.499
14 - D2	22.838	36.972	37.951	246.0	1:37.761	167.69	2.033	13:25:53.261
15 - D2	22.931	36.532	37.550	247.7	1:37.013	168.99	1.285	13:27:30.274
16 - D2	22.976	36.996	IN PIT	247.7	1:39.671	P 164.48	3.943	13:29:09.946
17 - D1	OUTLAP	36.523	37.612	243.2	3:03.585	89.30	1:27.857	13:32:13.531
18 - D1	22.964	35.676	37.335	247.1	1:35.975	170.81	0.247	13:33:49.507
19 - D1	22.941	35.611	37.867	247.7	1:36.420	170.02	0.692	13:35:25.927
20 - D1	22.843	35.679	37.206	250.0	1:35.728	(1) 171.26		13:37:01.656
21 - D1	22.931	35.624	37.610	248.2	1:36.165	170.48	0.437	13:38:37.821
22 - D1	23.314	35.852	37.792	247.1	1:36.958	169.08	1.230	13:40:14.780
23 - D1	22.741	35.539	37.468	248.8	1:35.748	(2) 171.22	0.020	13:41:50.528
24 - D1	22.854	35.629	37.419	247.1	1:35.903	170.94	0.175	13:43:26.431
25 - D1	22.739	36.064	37.537	248.8	1:36.340	170.17	0.612	13:45:02.772
26 - D1	22.768	35.707	37.451	248.2	1:35.926	170.90	0.198	13:46:38.699
27 - D1	22.778	35.639	37.908	248.2	1:36.326	170.19	0.598	13:48:15.025
28 - D1	22.741	35.750	37.785	250.0	1:36.277	170.28	0.549	13:49:51.302
29 - D1	22.831	35.821	37.467	249.4	1:36.119	170.56	0.391	13:51:27.422
30 - D1	22.674	36.147	38.889	251.1	1:37.710	167.78	1.982	13:53:05.133
31 - D1	22.832	35.557	37.592	248.8	1:35.981	170.80	0.253	13:54:41.115
32 - D1	22.620	36.271	38.148	250.5	1:37.039	168.94	1.311	13:56:18.154
33 - D1	23.517	37.069	38.506	251.7	1:39.092	165.44	3.364	13:57:57.247
34 - D1	23.177	35.782	38.056	246.5	1:37.015	168.98	1.287	13:59:34.263
35 - D1	22.700	35.928	37.266	248.2	1:35.894	(3) 170.96	0.165	14:01:10.157
36 - D1	22.615	36.499	37.589	249.4	1:36.703	169.53	0.975	14:02:46.860
37 - D1	22.793	36.436	38.786	244.8	1:38.015	167.26	2.287	14:04:24.876

Weather / Track : Sunny / Dry

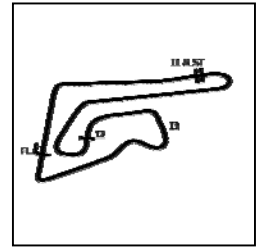
Chang International

Circuit Length = 4.554 km

Start: 13:03 Flag 14:03 End: 14:09

Blancpain GT Series Asia 2018

RACE 2 - SECTOR ANALYSIS



SECTOR 1 = FL to I1, SECTOR 2 = I1 to I2 SECTOR 3 = I2 to I3, SECTOR 4 = I3 to FL, DIFF = Difference To Personal Best Lap, P = Crossed Finish Line in Pit Lane, D = Time Disallowed

P13 999 GT3S GruppeM Racing Team				Mercedes-AMG GT3				
IDEAL LAP TIME : 1:34.112		BEST LAP TIME : 1:34.224		DIFFERENCE : 0.112				
D1: Patric NIEDERHAUSER		D2: Markus POMMER						
LAP	SECTOR 1	SECTOR 2	SECTOR 3	SPEED TRAP	LAP TIME	KPH	DIFF	TIME OF DAY
1 - D2		37.569	38.032	241.6	1:39.340	165.03	5.115	13:04:52.472
2 - D2	22.785	36.135	37.544	251.7	1:36.464	169.95	2.240	13:06:28.936
3 - D2	22.663	35.554	37.429	250.5	1:35.646	171.40	1.422	13:08:04.583
4 - D2	22.616	35.453	37.085	251.7	1:35.154	172.29	0.930	13:09:39.738
5 - D2	22.611	35.551	37.037	250.5	1:35.199	172.21	0.974	13:11:14.937
6 - D2	22.569	35.414	37.073	250.5	1:35.057	172.46	0.833	13:12:49.994
7 - D2	22.566	35.811	37.275	251.7	1:35.652	171.39	1.428	13:14:25.647
8 - D2	22.663	35.626	37.263	251.1	1:35.552	171.57	1.327	13:16:01.200
9 - D2	23.135	36.400	37.202	244.3	1:36.737	169.47	2.513	13:17:37.937
10 - D2	22.677	35.756	37.404	251.1	1:35.838	171.06	1.613	13:19:13.775
11 - D2	22.658	35.510	37.332	250.0	1:35.501	171.66	1.276	13:20:49.276
12 - D2	22.621	35.522	37.220	250.5	1:35.364	171.91	1.139	13:22:24.640
13 - D2	22.574	35.529	37.105	250.0	1:35.208	172.19	0.983	13:23:59.849
14 - D2	22.524	36.042	37.063	249.4	1:35.629	171.43	1.405	13:25:35.478
15 - D2	22.673	35.669	37.212	248.8	1:35.555	171.57	1.330	13:27:11.033
16 - D2	22.660	35.304	37.008	249.4	1:34.973	172.62	0.748	13:28:46.006
17 - D2	23.144	35.569	37.675	247.7	1:36.389	170.08	2.164	13:30:22.395
18 - D2	22.616	35.342	36.993	248.2	1:34.951	172.66	0.727	13:31:57.347
19 - D2	22.729	35.455	37.128	248.8	1:35.312	172.00	1.088	13:33:32.660
20 - D2	22.522	35.628	IN PIT	250.0	1:37.361	P 168.38	3.137	13:35:10.022
21 - D1	OUTLAP	36.947	37.037	244.8	3:19.687	82.10	1:45.463	13:38:29.709
22 - D1	22.643	36.004	36.614	246.5	1:35.261	172.09	1.037	13:40:04.971
23 - D1	22.521	35.366	36.863	249.4	1:34.751	173.02	0.526	13:41:39.722
24 - D1	22.698	35.904	36.955	247.7	1:35.557	171.56	1.333	13:43:15.280
25 - D1	22.540	35.105	36.641	248.8	1:34.286	(2) 173.87	0.062	13:44:49.566
26 - D1	23.145	35.340	36.753	248.2	1:35.239	172.13	1.014	13:46:24.805
27 - D1	23.182	35.764	IN PIT	250.0	1:41.264	P 161.89	7.040	13:48:06.070
28 - D1	OUTLAP	35.718	37.537	246.0	1:56.152	141.14	21.927	13:50:02.222
29 - D1	22.630	35.304	36.803	248.2	1:34.738	173.04	0.514	13:51:36.960
30 - D1	22.521	35.146	36.557	248.2	1:34.224 (1)	173.99		13:53:11.185
31 - D1	22.558	35.321	36.775	248.8	1:34.655	(3) 173.20	0.431	13:54:45.840
32 - D1	22.450	35.725	37.559	251.1	1:35.734	171.24	1.510	13:56:21.575
33 - D1	22.612	35.891	37.589	252.3	1:36.092	170.61	1.868	13:57:57.668
34 - D1	24.003	35.987	38.265	248.2	1:38.255	166.85	4.031	13:59:35.923
35 - D1	22.538	35.770	37.364	251.7	1:35.672	171.35	1.448	14:01:11.596
36 - D1	22.601	36.335	37.612	222.6	1:36.548	169.80	2.324	14:02:48.145
37 - D1	23.227	35.549	37.989	248.8	1:36.765	169.42	2.540	14:04:24.910

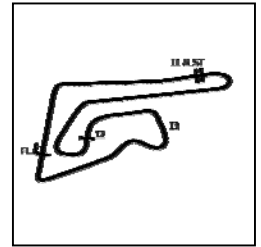
P14 8 GT3PA ARN Racing				Ferrari 488 GT3				
IDEAL LAP TIME : 1:34.798		BEST LAP TIME : 1:35.010		DIFFERENCE : 0.212				
D1: Hiroaki NAGAI		D2: Daisuke ITO						
LAP	SECTOR 1	SECTOR 2	SECTOR 3	SPEED TRAP	LAP TIME	KPH	DIFF	TIME OF DAY
1 - D2		36.841	38.777	244.8	1:39.317	165.07	4.307	13:04:52.449
2 - D2	22.591	35.947	37.597	249.4	1:36.136	170.53	1.126	13:06:28.585
3 - D2	22.620	35.522	37.144	250.0	1:35.286	172.05	0.276	13:08:03.872
4 - D2	22.742	35.394	36.873	251.7	1:35.010 (1)	172.55		13:09:38.882
5 - D2	22.530	35.395	37.254	251.1	1:35.179	(3) 172.24	0.169	13:11:14.062
6 - D2	22.714	35.466	37.116	252.3	1:35.296	172.03	0.285	13:12:49.358
7 - D2	22.720	35.674	37.233	250.5	1:35.627	171.44	0.617	13:14:24.985
8 - D2	22.897	35.574	37.046	250.5	1:35.518	171.63	0.508	13:16:00.503
9 - D2	22.844	35.726	37.179	251.7	1:35.750	171.22	0.740	13:17:36.253
10 - D2	22.565	35.932	37.523	251.1	1:36.020	170.73	1.010	13:19:12.274
11 - D2	22.685	35.729	37.334	251.1	1:35.749	171.22	0.739	13:20:48.023
12 - D2	22.601	35.410	37.139	251.1	1:35.151	(2) 172.29	0.140	13:22:23.174
13 - D2	22.663	35.824	37.135	249.4	1:35.623	171.44	0.613	13:23:58.797
14 - D2	22.652	37.715	37.354	250.5	1:37.722	167.76	2.711	13:25:36.519
15 - D2	22.670	35.588	37.537	250.5	1:35.795	171.13	0.785	13:27:12.315
16 - D2	22.652	35.488	37.167	249.4	1:35.308	172.01	0.298	13:28:47.623
17 - D2	23.045	35.589	37.546	247.7	1:36.180	170.45	1.170	13:30:23.804

Weather / Track : Sunny / Dry

Chang International
Circuit Length = 4.554 km
Start: 13:03 Flag 14:03 End: 14:09

Blancpain GT Series Asia 2018

RACE 2 - SECTOR ANALYSIS



SECTOR 1 = FL to I1, SECTOR 2 = I1 to I2 SECTOR 3 = I2 to I3, SECTOR 4 = I3 to FL, DIFF = Difference To Personal Best Lap, P = Crossed Finish Line in Pit Lane, D = Time Disallowed

18 - D2	22.677	35.657	37.167	248.8	1:35.502	171.66	0.492	13:31:59.306
19 - D2	22.760	35.558	37.273	248.8	1:35.592	171.50	0.582	13:33:34.898
20 - D2	22.763	35.662	IN PIT	248.8	1:37.260	P 168.56	2.250	13:35:12.159
21 - D1	OUTLAP	36.995	37.489	243.2	3:16.823	83.29	1:41.813	13:38:28.982
22 - D1	23.432	38.059	37.785	246.5	1:39.277	165.13	4.267	13:40:08.259
23 - D1	22.809	35.655	38.366	248.8	1:36.831	169.30	1.821	13:41:45.090
24 - D1	22.834	35.700	38.173	248.2	1:36.708	169.52	1.698	13:43:21.798
25 - D1	24.113	36.821	37.403	245.4	1:38.337	166.71	3.327	13:45:00.136
26 - D1	22.784	35.764	37.674	248.8	1:36.222	170.37	1.212	13:46:36.359
27 - D1	22.754	35.617	38.650	248.8	1:37.021	168.97	2.011	13:48:13.381
28 - D1	23.131	35.803	37.764	251.1	1:36.699	169.54	1.689	13:49:50.080
29 - D1	22.788	35.693	37.368	250.0	1:35.849	171.04	0.839	13:51:25.930
30 - D1	23.209	38.382	38.382	248.8	1:39.974	163.98	4.964	13:53:05.904
31 - D1	22.756	35.877	37.372	250.0	1:36.005	170.76	0.995	13:54:41.910
32 - D1	22.762	36.722	37.739	250.5	1:37.224	168.62	2.214	13:56:19.134
33 - D1	22.809	36.501	39.050	251.1	1:38.360	166.67	3.350	13:57:57.495
34 - D1	23.468	35.833	38.296	249.4	1:37.597	167.98	2.586	13:59:35.092
35 - D1	22.769	35.965	37.443	250.5	1:36.177	170.46	1.167	14:01:11.269
36 - D1	22.857	36.089	37.794	248.2	1:36.741	169.46	1.731	14:02:48.010
37 - D1	23.935	35.774	37.540	250.0	1:37.249	168.58	2.239	14:04:25.260

P15 86 GT3S OD Racing Team WRT

Audi R8 LMS GT3

IDEAL LAP TIME : 1:34.753

BEST LAP TIME : 1:34.902

DIFFERENCE : 0.148

D1: Aditya PATEL

D2: Mitchell GILBERT

LAP	SECTOR 1	SECTOR 2	SECTOR 3	SPEED TRAP	LAP TIME	KPH	DIFF	TIME OF DAY
1 - D2		37.210	38.445	248.2	1:40.310	163.43	5.408	13:04:53.442
2 - D2	22.784	35.849	37.595	249.4	1:36.229	170.36	1.327	13:06:29.671
3 - D2	22.686	36.437	37.181	250.5	1:36.304	170.23	1.402	13:08:05.976
4 - D2	22.780	35.535	37.206	250.5	1:35.522	171.62	0.620	13:09:41.498
5 - D2	22.777	35.656	37.104	250.5	1:35.538	171.60	0.636	13:11:17.036
6 - D2	22.830	35.688	37.462	249.4	1:35.981	170.80	1.079	13:12:53.017
7 - D2	22.894	35.693	37.477	249.4	1:36.064	170.66	1.162	13:14:29.082
8 - D2	22.869	35.778	37.235	250.5	1:35.882	170.98	0.980	13:16:04.965
9 - D2	22.753	36.155	37.730	250.5	1:36.638	169.64	1.736	13:17:41.604
10 - D2	22.874	35.729	37.687	249.4	1:36.290	170.25	1.388	13:19:17.895
11 - D2	22.875	36.064	37.356	249.4	1:36.295	170.25	1.393	13:20:54.190
12 - D2	23.036	35.684	37.391	248.2	1:36.112	170.57	1.210	13:22:30.302
13 - D2	22.883	35.616	37.393	247.7	1:35.892	170.96	0.990	13:24:06.195
14 - D2	22.875	35.888	37.276	247.7	1:36.039	170.70	1.137	13:25:42.235
15 - D2	22.866	35.639	37.432	247.7	1:35.937	170.88	1.035	13:27:18.173
16 - D2	23.178	35.760	37.320	246.5	1:36.258	170.31	1.356	13:28:54.431
17 - D2	22.954	36.508	37.414	247.7	1:36.877	169.22	1.975	13:30:31.308
18 - D2	22.880	35.835	37.400	248.2	1:36.115	170.57	1.213	13:32:07.424
19 - D2	22.961	35.894	IN PIT	248.2	1:37.498	P 168.15	2.596	13:33:44.922
20 - D1	OUTLAP	36.947	37.604	242.1	3:04.060	89.07	1:29.158	13:36:48.982
21 - D1	22.948	35.746	37.024	248.2	1:35.718	171.27	0.816	13:38:24.701
22 - D1	22.791	35.270	36.891	247.7	1:34.952	(2) 172.65	0.050	13:39:59.654
23 - D1	22.724	35.308	36.869	248.2	1:34.902	(1) 172.75		13:41:34.556
24 - D1	23.073	35.432	36.926	247.1	1:35.432	171.79	0.530	13:43:09.988
25 - D1	22.644	35.362	37.674	248.2	1:35.680	171.34	0.778	13:44:45.669
26 - D1	22.657	35.939	37.387	251.1	1:35.983	170.80	1.081	13:46:21.652
27 - D1	22.960	35.478	37.228	248.2	1:35.666	171.37	0.764	13:47:57.319
28 - D1	22.817	35.372	37.838	248.2	1:36.027	170.72	1.125	13:49:33.346
29 - D1	22.828	35.464	37.067	248.2	1:35.360	(3) 171.92	0.458	13:51:08.706
30 - D1	22.876	35.345	IN PIT	247.7	1:37.313	P 168.47	2.411	13:52:46.020
31 - D1	OUTLAP	35.626	37.195	244.8	1:59.083	137.67	24.181	13:54:45.103
32 - D1	22.864	35.578	37.764	248.8	1:36.206	170.40	1.304	13:56:21.310
33 - D1	22.778	35.522	37.896	252.9	1:36.196	170.42	1.294	13:57:57.507
34 - D1	23.813	35.764	44.720	250.0	1:44.297	157.18	9.395	13:59:41.804
35 - D1	22.923	35.791	37.167	248.8	1:35.882	170.98	0.980	14:01:17.686
36 - D1	22.930	36.915	38.282	252.3	1:38.127	167.07	3.225	14:02:55.814
37 - D1	22.971	35.640	36.838	248.8	1:35.449	171.75	0.547	14:04:31.264

Weather / Track : Sunny / Dry

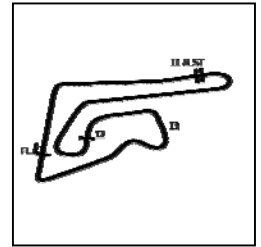
Chang International

Circuit Length = 4.554 km

Start: 13:03 Flag 14:03 End: 14:09

Blancpain GT Series Asia 2018

RACE 2 - SECTOR ANALYSIS



SECTOR 1 = FL to I1, SECTOR 2 = I1 to I2 SECTOR 3 = I2 to I3, SECTOR 4 = I3 to FL, DIFF = Difference To Personal Best Lap, P = Crossed Finish Line in Pit Lane, D = Time Disallowed

P16 28 GT3PA HubAuto Corsa				Ferrari 488 GT3				
IDEAL LAP TIME : 1:33.812		BEST LAP TIME : 1:33.928		DIFFERENCE : 0.115				
D1: Morris CHEN		D2: Tim SLADE						
LAP	SECTOR 1	SECTOR 2	SECTOR 3	SPEED TRAP	LAP TIME	KPH	DIFF	TIME OF DAY
1 - D2		35.848	36.628	248.8	1:35.155	172.29	1.227	13:04:48.287
2 - D2	23.288	35.203	36.660	246.0	1:35.152	172.29	1.224	13:06:23.439
3 - D2	22.434	34.919	36.574	249.4	1:33.928 (1)	174.54		13:07:57.367
4 - D2	22.681	34.906	36.610	248.8	1:34.197	174.04	0.269	13:09:31.565
5 - D2	22.498	34.876	36.666	251.1	1:34.041 (2)	174.33	0.113	13:11:05.606
6 - D2	22.412	34.883	36.816	251.1	1:34.112 (3)	174.20	0.184	13:12:39.718
7 - D2	22.559	35.560	36.716	250.5	1:34.836	172.87	0.908	13:14:14.554
8 - D2	22.361	35.913	36.796	252.3	1:35.070	172.44	1.142	13:15:49.625
9 - D2	22.510	35.569	37.319	252.3	1:35.399	171.85	1.471	13:17:25.024
10 - D2	22.476	35.875	36.671	252.9	1:35.022	172.53	1.094	13:19:00.047
11 - D2	22.650	35.064	36.781	249.4	1:34.495	173.49	0.567	13:20:34.543
12 - D2	22.529	35.243	36.896	250.0	1:34.668	173.17	0.740	13:22:09.212
13 - D2	22.580	35.402	36.738	250.0	1:34.720	173.08	0.792	13:23:43.932
14 - D2	22.491	35.488	37.266	250.5	1:35.245	172.12	1.317	13:25:19.178
15 - D2	22.418	35.174	37.034	249.4	1:34.626	173.25	0.698	13:26:53.805
16 - D2	22.454	35.273	37.321	250.0	1:35.048	172.48	1.120	13:28:28.854
17 - D2	22.473	35.409	36.758	249.4	1:34.640	173.22	0.712	13:30:03.495
18 - D2	22.510	35.396	36.931	249.4	1:34.838	172.86	0.910	13:31:38.333
19 - D2	22.464	35.952	37.752	250.5	1:36.168	170.47	2.240	13:33:14.502
20 - D2	22.786	35.508	IN PIT	249.4	1:36.880 P	169.22	2.952	13:34:51.383
21 - D1	OUTLAP	38.014	39.925	241.6	3:10.145	86.22	1:36.217	13:38:01.528
22 - D1	24.198	37.171	40.826	243.7	1:42.195	160.42	8.267	13:39:43.724
23 - D1	23.703	36.916	40.357	246.0	1:40.976	162.35	7.048	13:41:24.700
24 - D1	23.517	38.050	39.102	246.5	1:40.670	162.85	6.742	13:43:05.370
25 - D1	23.712	36.497	38.867	244.8	1:39.076	165.47	5.148	13:44:44.447
26 - D1	23.291	37.037	39.008	246.0	1:39.337	165.03	5.409	13:46:23.784
27 - D1	23.570	36.168	40.711	247.1	1:40.449	163.21	6.521	13:48:04.234
28 - D1	23.275	36.546	38.830	246.5	1:38.651	166.18	4.723	13:49:42.885
29 - D1	22.937	36.200	38.708	248.2	1:37.846	167.55	3.918	13:51:20.731
30 - D1	23.492	36.513	39.235	245.4	1:39.240	165.19	5.312	13:52:59.972
31 - D1	22.984	36.297	38.438	248.2	1:37.720	167.76	3.792	13:54:37.692
32 - D1	23.415	36.946	40.203	247.1	1:40.564	163.02	6.636	13:56:18.257
33 - D1	23.313	36.442	39.471	251.7	1:39.226	165.22	5.298	13:57:57.483
34 - D1	24.215	37.665	39.439	246.0	1:41.319	161.80	7.391	13:59:38.803
35 - D1	23.380	36.643	38.591	246.5	1:38.615	166.24	4.687	14:01:17.418
36 - D1	23.057	36.661	38.909	248.2	1:38.627	166.22	4.699	14:02:56.046
37 - D1	23.294	35.905	37.554	248.2	1:36.754	169.44	2.826	14:04:32.800

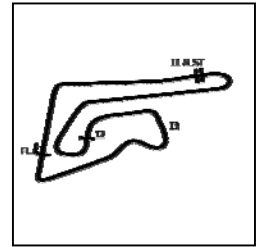
P17 7 GT3PA Absolute Racing				Audi R8 LMS GT3				
IDEAL LAP TIME : 1:34.812		BEST LAP TIME : 1:34.956		DIFFERENCE : 0.144				
D1: Andrew KIM		D2: Adderly FONG						
LAP	SECTOR 1	SECTOR 2	SECTOR 3	SPEED TRAP	LAP TIME	KPH	DIFF	TIME OF DAY
1 - D2		36.708	38.593	244.8	1:38.111	167.09	3.154	13:04:51.243
2 - D2	23.112	35.932	37.109	247.7	1:36.154	170.50	1.197	13:06:27.397
3 - D2	22.800	35.472	36.898	247.7	1:35.171 (3)	172.26	0.214	13:08:02.568
4 - D2	22.638	35.459	36.859	248.2	1:34.956 (1)	172.65		13:09:37.525
5 - D2	23.377	35.549	37.296	246.5	1:36.222	170.38	1.265	13:11:13.748
6 - D2	22.698	35.392	37.058	249.4	1:35.149 (2)	172.30	0.193	13:12:48.897
7 - D2	22.653	35.426	37.326	248.8	1:35.406	171.83	0.449	13:14:24.303
8 - D2	22.873	35.315	37.026	250.0	1:35.214	172.18	0.257	13:15:59.518
9 - D2	23.090	35.490	37.108	248.8	1:35.689	171.32	0.732	13:17:35.207
10 - D2	22.720	36.370	37.152	248.8	1:36.242	170.34	1.285	13:19:11.450
11 - D2	22.690	35.774	37.059	248.8	1:35.523	171.62	0.567	13:20:46.974
12 - D2	22.685	35.556	37.004	247.7	1:35.245	172.12	0.288	13:22:22.219
13 - D2	22.673	35.376	IN PIT	247.1	1:36.300 P	170.24	1.344	13:23:58.520
14 - D2	OUTLAP	35.552	37.446	243.2	1:56.853	140.29	21.897	13:25:55.373
15 - D2	22.770	35.586	36.990	246.5	1:35.346	171.94	0.390	13:27:30.720
16 - D2	22.751	35.430	37.339	249.4	1:35.520	171.63	0.564	13:29:06.241
17 - D2	22.776	35.626	37.150	247.7	1:35.553	171.57	0.596	13:30:41.794

Weather / Track : Sunny / Dry

Chang International
Circuit Length = 4.554 km
Start: 13:03 Flag 14:03 End: 14:09

Blancpain GT Series Asia 2018

RACE 2 - SECTOR ANALYSIS



SECTOR 1 = FL to I1, SECTOR 2 = I1 to I2 SECTOR 3 = I2 to I3, SECTOR 4 = I3 to FL, DIFF = Difference To Personal Best Lap, P = Crossed Finish Line in Pit Lane, D = Time Disallowed

18 - D2	22.805	35.604	37.083	248.2	1:35.492	171.68	0.536	13:32:17.287
19 - D2	22.761	35.663	37.545	247.7	1:35.969	170.82	1.013	13:33:53.257
20 - D2	22.772	35.687	IN PIT	246.5	1:36.941	P 169.11	1.985	13:35:30.199
21 - D1	OUTLAP	36.175	38.516	237.3	3:06.827	87.75	1:31.870	13:38:37.026
22 - D1	23.365	36.918	38.201	243.7	1:38.485	166.46	3.528	13:40:15.511
23 - D1	23.089	35.982	37.736	247.1	1:36.808	169.34	1.851	13:41:52.319
24 - D1	22.951	36.048	37.703	246.5	1:36.702	169.53	1.745	13:43:29.022
25 - D1	23.207	36.296	37.647	246.0	1:37.150	168.75	2.194	13:45:06.173
26 - D1	22.887	35.872	37.693	246.5	1:36.453	169.97	1.496	13:46:42.626
27 - D1	22.926	35.655	37.539	246.0	1:36.120	170.56	1.163	13:48:18.747
28 - D1	30.829	35.946	38.263	228.3	1:45.038	156.07	10.081	13:50:03.785
29 - D1	23.715	35.947	37.778	244.8	1:37.441	168.24	2.484	13:51:41.226
30 - D1	23.088	36.108	37.577	247.1	1:36.773	169.40	1.817	13:53:18.000
31 - D1	23.026	36.091	37.971	246.0	1:37.088	168.85	2.132	13:54:55.089
32 - D1	23.250	35.942	37.746	244.3	1:36.939	169.12	1.982	13:56:32.028
33 - D1	23.075	36.958	37.434	246.0	1:37.467	168.20	2.510	13:58:09.496
34 - D1	23.178	35.690	38.569	246.5	1:37.438	168.25	2.481	13:59:46.934
35 - D1	23.140	36.000	37.605	246.5	1:36.745	169.45	1.789	14:01:23.680
36 - D1	23.105	36.100	37.301	247.1	1:36.506	169.87	1.550	14:03:00.187
37 - D1	22.858	36.573	37.565	247.7	1:36.997	169.01	2.040	14:04:37.184

P18 45 GT3AM KCMG

Audi R8 LMS GT3

IDEAL LAP TIME : 1:36.127

BEST LAP TIME : 1:36.262

DIFFERENCE : 0.135

D1: Naoto TAKEDA

D2: Takuya SHIRASAKA

LAP	SECTOR 1	SECTOR 2	SECTOR 3	SPEED TRAP	LAP TIME	KPH	DIFF	TIME OF DAY
1 - D2		37.826	38.821	244.3	1:42.847	159.40	6.585	13:04:55.979
2 - D2	22.999	36.656	38.070	250.0	1:37.725	167.75	1.463	13:06:33.705
3 - D2	22.932	35.941	37.791	250.0	1:36.664	(3) 169.60	0.402	13:08:10.370
4 - D2	23.143	36.414	37.849	248.2	1:37.407	168.30	1.144	13:09:47.777
5 - D2	22.917	35.964	37.661	248.8	1:36.542	(2) 169.81	0.280	13:11:24.320
6 - D2	22.902	35.563	37.796	248.8	1:36.262	(1) 170.30		13:13:00.582
7 - D2	23.003	35.899	37.886	248.2	1:36.788	169.38	0.526	13:14:37.371
8 - D2	23.016	35.976	37.994	248.2	1:36.987	169.03	0.725	13:16:14.358
9 - D2	23.197	36.146	37.779	247.7	1:37.123	168.80	0.860	13:17:51.481
10 - D2	23.556	37.021	38.835	248.8	1:39.412	164.91	3.150	13:19:30.894
11 - D2	23.230	36.341	38.452	248.2	1:38.023	167.24	1.761	13:21:08.918
12 - D2	23.318	36.439	38.281	247.7	1:38.039	167.22	1.777	13:22:46.957
13 - D2	23.163	36.424	38.343	247.7	1:37.930	167.40	1.668	13:24:24.888
14 - D2	23.220	36.358	39.286	246.5	1:38.864	165.82	2.602	13:26:03.752
15 - D2	23.177	36.341	38.795	247.1	1:38.313	166.75	2.051	13:27:42.066
16 - D2	23.094	36.437	38.629	247.1	1:38.160	167.01	1.898	13:29:20.227
17 - D2	23.541	36.394	IN PIT	246.5	1:41.721	P 161.17	5.458	13:31:01.948
18 - D1	OUTLAP	38.245	42.299	241.6	3:15.979	83.65	1:39.716	13:34:17.927
19 - D1	23.808	38.296	40.171	244.3	1:42.275	160.29	6.013	13:36:00.202
20 - D1	23.890	37.544	39.958	245.4	1:41.392	161.69	5.130	13:37:41.595
21 - D1	23.693	37.100	39.903	246.0	1:40.697	162.80	4.435	13:39:22.292
22 - D1	23.610	37.188	39.595	245.4	1:40.393	163.30	4.131	13:41:02.686
23 - D1	23.564	38.841	40.835	247.1	1:43.240	158.79	6.978	13:42:45.927
24 - D1	23.552	38.425	39.182	248.2	1:41.159	162.06	4.897	13:44:27.087
25 - D1	23.663	37.380	41.567	246.5	1:42.611	159.77	6.349	13:46:09.698
26 - D1	23.807	39.581	40.424	246.0	1:43.813	157.92	7.550	13:47:53.511
27 - D1	23.590	37.365	39.973	246.5	1:40.929	162.43	4.666	13:49:34.440
28 - D1	23.446	38.261	39.490	243.7	1:41.198	162.00	4.936	13:51:15.638
29 - D1	23.630	37.146	39.971	246.0	1:40.747	162.72	4.485	13:52:56.386
30 - D1	23.276	37.614	40.097	247.7	1:40.987	162.34	4.724	13:54:37.373
31 - D1	23.830	40.873	42.307	233.2	1:47.010	153.20	10.748	13:56:24.383
32 - D1	23.661	37.356	39.870	245.4	1:40.887	162.50	4.625	13:58:05.271
33 - D1	23.789	37.940	41.023	246.0	1:42.752	159.55	6.490	13:59:48.023
34 - D1	23.843	39.945	41.383	246.5	1:45.172	155.88	8.910	14:01:33.195
35 - D1	24.452	39.395	41.607	227.8	1:45.454	155.46	9.192	14:03:18.650
36 - D1	23.963	38.760	40.751	243.7	1:43.474	158.43	7.212	14:05:02.125

Weather / Track : Sunny / Dry

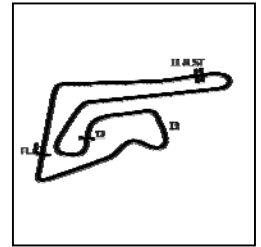
Chang International

Circuit Length = 4.554 km

Start: 13:03 Flag 14:03 End: 14:09

Blancpain GT Series Asia 2018

RACE 2 - SECTOR ANALYSIS



SECTOR 1 = FL to I1, SECTOR 2 = I1 to I2 SECTOR 3 = I2 to I3, SECTOR 4 = I3 to FL, DIFF = Difference To Personal Best Lap, P = Crossed Finish Line in Pit Lane, D = Time Disallowed

P19 666 GT4AM GruppeM Racing Team				Mercedes-AMG GT4				
IDEAL LAP TIME : 1:44.457		BEST LAP TIME : 1:44.825		DIFFERENCE : 0.367				
D2: Reinhold RENGER								
LAP	SECTOR 1	SECTOR 2	SECTOR 3	SPEED TRAP	LAP TIME	KPH	DIFF	TIME OF DAY
1 - D2		40.600	42.151	225.0	1:50.919	147.80	6.094	13:05:04.051
2 - D2	25.043	39.323	40.884	229.7	1:45.251	155.76	0.426	13:06:49.302
3 - D2	25.458	39.235	40.525	227.8	1:45.219	155.81	0.394	13:08:34.521
4 - D2	25.534	39.160	40.805	228.3	1:45.500	155.39	0.675	13:10:20.021
5 - D2	25.375	39.077	40.590	228.3	1:45.042	156.07	0.217	13:12:05.064
6 - D2	25.307	38.888	40.630	228.3	1:44.825 (1)	156.39		13:13:49.889
7 - D2	25.339	39.105	40.711	228.8	1:45.155	155.90	0.330	13:15:35.044
8 - D2	25.260	39.045	40.651	228.8	1:44.957 (3)	156.20	0.132	13:17:20.001
9 - D2	25.261	39.485	41.281	228.8	1:46.027	154.62	1.202	13:19:06.029
10 - D2	25.169	39.767	41.699	229.7	1:46.636	153.74	1.811	13:20:52.665
11 - D2	25.361	40.303	41.076	228.3	1:46.740	153.59	1.915	13:22:39.406
12 - D2	25.352	39.179	40.751	229.2	1:45.282	155.71	0.457	13:24:24.688
13 - D2	25.209	39.147	41.214	229.7	1:45.571	155.29	0.746	13:26:10.259
14 - D2	25.403	39.335	40.612	227.3	1:45.351	155.61	0.526	13:27:55.610
15 - D2	25.191	39.470	IN PIT	228.8	1:48.951 P	150.47	4.126	13:29:44.562
16 - D2	OUTLAP	39.505	41.459	225.4	4:11.478	65.19	2:26.653	13:33:56.040
17 - D2	25.219	39.079	40.656	228.3	1:44.954 (2)	156.20	0.129	13:35:40.995
18 - D2	25.082	39.152	40.920	228.8	1:45.154	155.90	0.329	13:37:26.150
19 - D2	25.453	39.247	40.967	228.3	1:45.667	155.15	0.842	13:39:11.817
20 - D2	25.059	39.591	40.868	230.2	1:45.518	155.36	0.693	13:40:57.336
21 - D2	25.504	39.213	41.724	237.7	1:46.442	154.02	1.617	13:42:43.778
22 - D2	25.182	40.192	40.739	229.7	1:46.113	154.49	1.288	13:44:29.892
23 - D2	25.478	40.946	41.208	229.7	1:47.632	152.31	2.807	13:46:17.525
24 - D2	25.207	39.337	41.966	228.8	1:46.510	153.92	1.685	13:48:04.036
25 - D2	25.573	40.232	41.575	229.2	1:47.380	152.67	2.555	13:49:51.417
26 - D2	25.099	39.396	41.157	229.7	1:45.652	155.17	0.827	13:51:37.069
27 - D2	25.394	39.185	40.636	229.2	1:45.215	155.81	0.390	13:53:22.284
28 - D2	25.211	39.425	40.792	228.3	1:45.429	155.50	0.604	13:55:07.713
29 - D2	25.230	39.337	41.052	228.3	1:45.619	155.22	0.794	13:56:53.333
30 - D2	25.302	39.229	40.848	228.8	1:45.380	155.57	0.555	13:58:38.713
31 - D2	25.263	39.205	41.205	228.8	1:45.674	155.14	0.849	14:00:24.387
32 - D2	25.067	41.442	41.340	225.9	1:47.849	152.01	3.024	14:02:12.237
33 - D2	25.164	43.018	41.854	196.3	1:50.037	148.98	5.212	14:04:02.274

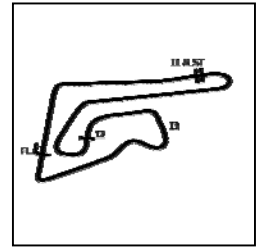
P20 72 GT4AM Team iRaceWin				Mercedes-AMG GT4				
IDEAL LAP TIME : 1:44.743		BEST LAP TIME : 1:44.874		DIFFERENCE : 0.130				
D1: Ringo CHONG D2: Gilles VANNELET								
LAP	SECTOR 1	SECTOR 2	SECTOR 3	SPEED TRAP	LAP TIME	KPH	DIFF	TIME OF DAY
1 - D2		41.166	41.601	230.2	1:53.217	144.80	8.342	13:05:06.349
2 - D2	26.031	39.413	41.319	227.3	1:46.763	153.55	1.889	13:06:53.112
3 - D2	25.633	40.491	41.241	228.8	1:47.365	152.69	2.491	13:08:40.478
4 - D2	25.104	39.386	40.667	231.2	1:45.158	155.90	0.284	13:10:25.636
5 - D2	24.971	39.214	40.689	232.2	1:44.874 (1)	156.32		13:12:10.511
6 - D2	25.115	39.147	40.879	231.2	1:45.141	155.92	0.267	13:13:55.653
7 - D2	25.030	39.286	40.803	231.2	1:45.120 (3)	155.95	0.246	13:15:40.773
8 - D2	25.046	39.369	41.365	231.2	1:45.780	154.98	0.905	13:17:26.554
9 - D2	24.960	39.344	42.153	231.7	1:46.458	153.99	1.583	13:19:13.012
10 - D2	25.461	40.147	42.233	229.7	1:47.842	152.02	2.968	13:21:00.854
11 - D2	25.080	39.524	41.090	230.7	1:45.694	155.11	0.820	13:22:46.549
12 - D2	24.987	39.212	41.027	231.7	1:45.226	155.80	0.352	13:24:31.776
13 - D2	25.047	39.329	41.362	230.7	1:45.738	155.04	0.864	13:26:17.515
14 - D2	25.102	39.248	41.090	229.7	1:45.441	155.48	0.567	13:28:02.956
15 - D2	25.062	39.115	40.715	230.2	1:44.892 (2)	156.29	0.017	13:29:47.849
16 - D2	25.083	39.358	40.866	229.7	1:45.307	155.68	0.433	13:31:33.156
17 - D2	25.000	39.489	40.958	230.2	1:45.448	155.47	0.573	13:33:18.604
18 - D2	25.330	39.585	41.101	229.7	1:46.016	154.64	1.141	13:35:04.621
19 - D2	25.599	39.727	IN PIT	232.2	1:47.497 P	152.50	2.623	13:36:52.119
20 - D1	OUTLAP	40.592	42.475	223.6	4:04.652	67.01	2:19.777	13:40:56.771
21 - D1	25.928	40.672	43.250	228.8	1:49.850	149.24	4.975	13:42:46.621

Weather / Track : Sunny / Dry

Chang International
Circuit Length = 4.554 km
Start: 13:03 Flag 14:03 End: 14:09

Blancpain GT Series Asia 2018

RACE 2 - SECTOR ANALYSIS



SECTOR 1 = FL to I1, SECTOR 2 = I1 to I2 SECTOR 3 = I2 to I3, SECTOR 4 = I3 to FL, DIFF = Difference To Personal Best Lap, P = Crossed Finish Line in Pit Lane, D = Time Disallowed

22 - D1	25.837	40.035	42.202	228.8	1:48.074	151.69	3.199	13:44:34.695
23 - D1	26.207	40.195	41.988	227.3	1:48.391	151.25	3.517	13:46:23.086
24 - D1	26.216	40.742	44.622	230.2	1:51.580	146.92	6.706	13:48:14.667
25 - D1	25.732	40.170	41.869	229.2	1:47.771	152.12	2.897	13:50:02.439
26 - D1	25.892	40.055	41.755	228.3	1:47.702	152.21	2.827	13:51:50.141
27 - D1	25.681	40.394	42.036	229.7	1:48.112	151.64	3.237	13:53:38.253
28 - D1	25.692	40.115	41.870	228.3	1:47.678	152.25	2.804	13:55:25.931
29 - D1	25.820	40.484	41.592	229.2	1:47.896	151.94	3.021	13:57:13.828
30 - D1	25.537	40.348	42.103	229.7	1:47.988	151.81	3.114	13:59:01.816
31 - D1	26.238	40.194	41.556	229.7	1:47.988	151.81	3.114	14:00:49.805
32 - D1	25.474	40.144	42.205	230.2	1:47.823	152.04	2.949	14:02:37.629
33 - D1	25.364	40.830	42.778	230.2	1:48.972	150.44	4.097	14:04:26.601

P21 82 GT4AM BMW Team Studie

BMW M4 GT4

IDEAL LAP TIME : 1:46.771 BEST LAP TIME : 1:47.406 DIFFERENCE : 0.635
 D1: Ken URATA D2: Max CHEN

LAP	SECTOR 1	SECTOR 2	SECTOR 3	SPEED TRAP	LAP TIME	KPH	DIFF	TIME OF DAY
1 - D2		41.004	41.951	230.7	1:51.390	147.17	3.984	13:05:04.522
2 - D2	25.536	40.840	41.956	227.8	1:48.332	151.33	0.926	13:06:52.855
3 - D2	25.984	41.563	42.698	225.4	1:50.245	148.70	2.839	13:08:43.101
4 - D2	25.704	40.059	42.801	225.4	1:48.564	151.01	1.158	13:10:31.666
5 - D2	25.565	39.885	41.956	227.8	1:47.406 (1)	152.63		13:12:19.072
6 - D2	26.358	40.454	42.023	225.4	1:48.836	150.63	1.429	13:14:07.908
7 - D2	25.305	40.497	42.127	229.7	1:47.930	151.89	0.524	13:15:55.838
8 - D2	25.423	40.634	43.048	227.3	1:49.105	150.26	1.699	13:17:44.944
9 - D2	25.787	40.266	42.127	223.6	1:48.181	151.54	0.774	13:19:33.125
10 - D2	25.422	39.762	42.505	227.8	1:47.689	152.23	0.282	13:21:20.815
11 - D2	25.405	40.021	42.181	227.3	1:47.607	152.35	0.201	13:23:08.422
12 - D2	25.432	40.219	41.769	227.3	1:47.420	152.61	0.014	13:24:55.843
13 - D2	25.239	40.265	42.140	227.8	1:47.644	152.30	0.237	13:26:43.488
14 - D2	25.930	41.406	42.651	224.5	1:49.987	149.05	2.580	13:28:33.475
15 - D2	25.474	41.083	IN PIT	226.8	1:52.165	P 146.16	4.759	13:30:25.641
16 - D1	OUTLAP	40.247	42.766	227.8	3:52.072	70.64	2:04.666	13:34:17.713
17 - D1	25.733	40.840	42.170	229.2	1:48.743	150.76	1.337	13:36:06.457
18 - D1	25.509	40.394	41.998	229.2	1:47.901	151.93	0.495	13:37:54.359
19 - D1	25.484	40.338	43.044	229.2	1:48.867	150.59	1.460	13:39:43.226
20 - D1	25.654	41.766	42.582	229.7	1:50.003	149.03	2.597	13:41:33.229
21 - D1	25.421	41.574	42.768	229.2	1:49.763	149.36	2.357	13:43:22.993
22 - D1	25.516	41.488	42.097	228.3	1:49.102	150.26	1.696	13:45:12.095
23 - D1	25.721	40.675	42.284	227.8	1:48.680	150.84	1.274	13:47:00.776
24 - D1	25.535	40.200	42.164	226.8	1:47.900	151.93	0.494	13:48:48.676
25 - D1	25.570	41.061	42.677	227.8	1:49.308	149.98	1.902	13:50:37.985
26 - D1	25.574	41.925	41.993	227.8	1:49.492	149.73	2.086	13:52:27.478
27 - D1	25.647	41.991	42.255	227.8	1:49.893	149.18	2.487	13:54:17.372
28 - D1	25.368	41.543	42.715	228.3	1:49.627	149.54	2.221	13:56:06.999
29 - D1	26.382	41.131	45.293	228.8	1:52.806	145.33	5.400	13:57:59.806
30 - D1	25.596	40.530	43.682	227.8	1:49.808	149.29	2.402	13:59:49.615
31 - D1	25.632	41.163	42.680	229.7	1:49.475	149.75	2.069	14:01:39.090
32 - D1	25.559	42.207	43.706	228.3	1:51.472	147.07	4.066	14:03:30.563

P22 77 GT4AM Craft Bamboo Racing

Porsche Cayman GT4 Clubsport MR

IDEAL LAP TIME : 1:47.176 BEST LAP TIME : 1:47.451 DIFFERENCE : 0.275
 D1: Frank YU D2: Jean Marc MERLIN

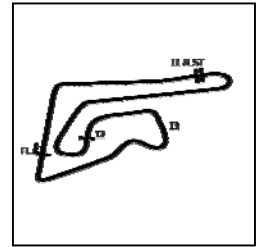
LAP	SECTOR 1	SECTOR 2	SECTOR 3	SPEED TRAP	LAP TIME	KPH	DIFF	TIME OF DAY
1 - D2		40.962	42.148	226.4	1:52.339	145.93	4.888	13:05:05.471
2 - D2	25.662	40.138	42.803	226.8	1:48.603	150.95	1.151	13:06:54.075
3 - D2	25.615	40.450	42.226	227.3	1:48.291	151.39	0.839	13:08:42.366
4 - D2	25.664	41.998	42.080	228.8	1:49.743	149.38	2.291	13:10:32.109
5 - D2	25.890	39.870	41.691	226.8	1:47.451 (1)	152.57		13:12:19.561
6 - D2	26.031	40.700	42.166	222.6	1:48.898	150.54	1.446	13:14:08.459
7 - D2	25.692	40.112	42.000	226.4	1:47.804	152.07	0.352	13:15:56.264
8 - D2	25.622	41.054	43.140	226.4	1:49.816	149.28	2.364	13:17:46.080
9 - D2	25.622	40.223	43.067	226.4	1:48.912	150.52	1.460	13:19:34.993

Weather / Track : Sunny / Dry

Chang International
 Circuit Length = 4.554 km
 Start: 13:03 Flag 14:03 End: 14:09

Blancpain GT Series Asia 2018

RACE 2 - SECTOR ANALYSIS



SECTOR 1 = FL to I1, SECTOR 2 = I1 to I2 SECTOR 3 = I2 to I3, SECTOR 4 = I3 to FL, DIFF = Difference To Personal Best Lap, P = Crossed Finish Line in Pit Lane, D = Time Disallowed

10 - D2	25.798	39.883	42.221	226.4	1:47.903	151.93	0.451	13:21:22.896
11 - D2	25.696	40.221	43.052	226.4	1:48.969	150.44	1.518	13:23:11.866
12 - D2	25.638	39.950	42.172	225.9	1:47.760 (2)	152.13	0.308	13:24:59.626
13 - D2	25.736	39.999	42.629	225.4	1:48.364	151.28	0.912	13:26:47.990
14 - D2	25.876	40.294	42.341	225.4	1:48.512	151.08	1.060	13:28:36.502
15 - D2	25.851	40.552	IN PIT	225.4	1:53.203 P	144.82	5.751	13:30:29.706
16 - D1	OUTLAP	40.630	42.018	222.2	4:01.271	67.95	2:13.819	13:34:30.977
17 - D1	26.059	40.523	42.054	224.5	1:48.636	150.91	1.185	13:36:19.614
18 - D1	26.104	40.681	41.995	225.9	1:48.781	150.71	1.329	13:38:08.395
19 - D1	25.882	41.234	41.980	227.3	1:49.096	150.27	1.645	13:39:57.492
20 - D1	25.986	40.883	43.599	225.9	1:50.468	148.40	3.016	13:41:47.960
21 - D1	26.010	40.825	42.797	225.0	1:49.633	149.53	2.181	13:43:37.593
22 - D1	26.000	40.597	42.674	225.4	1:49.271	150.03	1.819	13:45:26.865
23 - D1	25.733	40.369	42.372	226.4	1:48.474	151.13	1.023	13:47:15.339
24 - D1	25.882	40.970	42.451	225.9	1:49.303	149.98	1.851	13:49:04.643
25 - D1	25.884	40.657	42.146	227.3	1:48.687	150.83	1.235	13:50:53.331
26 - D1	25.787	40.720	42.273	226.8	1:48.780	150.71	1.328	13:52:42.111
27 - D1	25.759	41.533	43.196	225.9	1:50.489	148.38	3.037	13:54:32.600
28 - D1	25.912	43.144	44.705	227.3	1:53.761	144.11	6.310	13:56:26.362
29 - D1	25.792	42.928	42.947	226.8	1:51.668	146.81	4.216	13:58:18.030
30 - D1	25.909	40.988	42.932	226.4	1:49.830	149.27	2.378	14:00:07.860
31 - D1	25.933	41.943	42.744	227.3	1:50.620	148.20	3.168	14:01:58.481
32 - D1	25.773	41.747	42.731	228.3	1:50.251	148.70	2.799	14:03:48.732

P23 17 GT4AM Taiwan Top Speed Racing Team

Porsche Cayman GT4 Clubsport MR

IDEAL LAP TIME : 1:47.520

BEST LAP TIME : 1:48.611

DIFFERENCE : 1.091

D1: Keo CHANG

D2: Jeff LU

LAP	SECTOR 1	SECTOR 2	SECTOR 3	SPEED TRAP	LAP TIME	KPH	DIFF	TIME OF DAY
1 - D2		41.776	42.942	227.3	1:55.096	142.44	6.484	13:05:08.228
2 - D2	26.369	40.976	43.266	226.8	1:50.612	148.21	2.000	13:06:58.840
3 - D2	26.110	41.319	43.210	226.8	1:50.639	148.17	2.028	13:08:49.480
4 - D2	26.407	40.956	43.119	226.4	1:50.483	148.38	1.871	13:10:39.963
5 - D2	26.024	40.750	43.127	227.8	1:49.901	149.17	1.290	13:12:29.865
6 - D2	26.204	43.333	45.154	226.8	1:54.692	142.94	6.080	13:14:24.557
7 - D2	27.142	42.150	44.997	225.4	1:54.289	143.44	5.678	13:16:18.847
8 - D2	25.822	40.742	42.834	228.3	1:49.399	149.85	0.787	13:18:08.246
9 - D2	25.770	40.204	42.637	227.8	1:48.611 (1)	150.94		13:19:56.858
10 - D2	25.882	40.378	42.664	227.8	1:48.925	150.50	0.314	13:21:45.783
11 - D2	25.701	41.269	42.762	228.3	1:49.732	149.40	1.121	13:23:35.516
12 - D2	26.052	41.432	42.839	226.4	1:50.323	148.60	1.711	13:25:25.840
13 - D2	26.126	42.682	45.050	227.3	1:53.858	143.98	5.246	13:27:19.698
14 - D2	26.197	40.365	IN PIT	225.4	1:51.752 P	146.70	3.140	13:29:11.451
15 - D1	OUTLAP	41.958	42.950	220.4	3:55.270	69.68	2:06.659	13:33:06.721
16 - D1	25.915	41.176	42.094	226.4	1:49.185	150.15	0.574	13:34:55.907
17 - D1	25.708	41.174	43.033	228.3	1:49.916	149.15	1.304	13:36:45.823
18 - D1	25.622	42.324	42.847	227.8	1:50.794	147.97	2.182	13:38:36.617
19 - D1	25.785	40.966	42.283	226.4	1:49.034	150.36	0.422	13:40:25.652
20 - D1	25.693	40.900	42.323	226.4	1:48.916 (3)	150.52	0.304	13:42:14.568
21 - D1	25.943	40.973	42.305	225.0	1:49.221	150.10	0.610	13:44:03.790
22 - D1	25.739	40.800	42.407	225.9	1:48.946	150.48	0.335	13:45:52.737
23 - D1	25.933	40.899	42.070	226.4	1:48.902 (2)	150.54	0.291	13:47:41.639
24 - D1	25.619	41.523	41.871	226.4	1:49.013	150.38	0.402	13:49:30.653
25 - D1	25.704	41.299	42.603	226.8	1:49.607	149.57	0.995	13:51:20.260
26 - D1	26.027	41.795	42.406	226.8	1:50.229	148.72	1.617	13:53:10.489
27 - D1	25.445	41.130	42.812	228.3	1:49.387	149.87	0.775	13:54:59.877
28 - D1	25.853	40.872	42.432	226.4	1:49.158	150.18	0.546	13:56:49.035
29 - D1	25.615	41.144	42.358	226.8	1:49.117	150.24	0.506	13:58:38.153
30 - D1	26.133	40.974	42.638	225.9	1:49.746	149.38	1.134	14:00:27.899
31 - D1	25.543	46.971	42.928	226.4	1:55.442	142.01	6.830	14:02:23.342
32 - D1	25.746	41.871	42.628	216.4	1:50.245	148.70	1.634	14:04:13.588

Weather / Track : Sunny / Dry

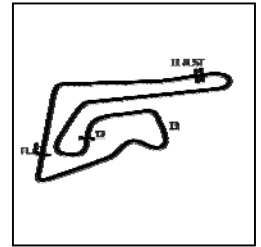
Chang International

Circuit Length = 4.554 km

Start: 13:03 Flag 14:03 End: 14:09

Blancpain GT Series Asia 2018

RACE 2 - SECTOR ANALYSIS



SECTOR 1 = FL to I1, SECTOR 2 = I1 to I2 SECTOR 3 = I2 to I3, SECTOR 4 = I3 to FL, DIFF = Difference To Personal Best Lap, P = Crossed Finish Line in Pit Lane, D = Time Disallowed

P24 80 GT4AM Racing Spirit Thailand				Porsche Cayman GT4 Clubsport MR				
IDEAL LAP TIME : 1:48.488		BEST LAP TIME : 1:49.145		DIFFERENCE : 0.656				
D1: Sontaya KUNPLOME		D2: Preeda TANTEM SAPYA						
LAP	SECTOR 1	SECTOR 2	SECTOR 3	SPEED TRAP	LAP TIME	KPH	DIFF	TIME OF DAY
1 - D2		42.552	43.593	225.9	1:56.920	140.21	7.775	13:05:10.052
2 - D2	26.165	41.758	43.177	226.4	1:51.100	147.56	1.955	13:07:01.153
3 - D2	25.966	41.047	42.846	226.8	1:49.860	149.22	0.714	13:08:51.013
4 - D2	26.376	40.921	43.215	226.4	1:50.513	148.34	1.368	13:10:41.526
5 - D2	25.902	40.524	42.853	227.8	1:49.279 (3)	150.02	0.133	13:12:30.806
6 - D2	26.132	42.093	43.771	225.9	1:51.996	146.38	2.851	13:14:22.803
7 - D2	27.070	41.943	44.033	224.5	1:53.046	145.02	3.901	13:16:15.849
8 - D2	26.415	40.409	42.320	225.0	1:49.145 (1)	150.20		13:18:04.994
9 - D2	26.063	40.370	42.733	225.9	1:49.167 (2)	150.17	0.021	13:19:54.161
10 - D2	25.897	40.471	42.943	225.4	1:49.311	149.97	0.166	13:21:43.473
11 - D2	26.131	40.633	43.705	225.0	1:50.470	148.40	1.324	13:23:33.943
12 - D2	25.798	41.700	43.983	226.8	1:51.481	147.05	2.336	13:25:25.425
13 - D2	26.162	40.615	45.072	224.5	1:51.850	146.57	2.704	13:27:17.275
14 - D2	26.221	41.772	43.323	225.9	1:51.316	147.27	2.171	13:29:08.592
15 - D2	26.220	40.635	43.107	225.0	1:49.963	149.08	0.818	13:30:58.555
16 - D2	26.242	41.183	43.994	225.4	1:51.420	147.14	2.274	13:32:49.975
17 - D2	26.027	41.645	IN PIT	224.0	1:52.802 P	145.33	3.656	13:34:42.778
18 - D1	OUTLAP	42.798	43.244	196.7	4:06.695	66.45	2:17.550	13:38:49.473
19 - D1	26.116	41.120	43.520	225.4	1:50.757	148.02	1.611	13:40:40.230
20 - D1	26.359	41.063	44.029	224.5	1:51.451	147.09	2.306	13:42:31.682
21 - D1	26.439	41.347	44.325	225.0	1:52.111	146.23	2.966	13:44:23.794
22 - D1	26.249	43.670	45.372	225.0	1:55.291	142.19	6.146	13:46:19.086
23 - D1	26.470	44.417	48.631	224.0	1:59.519	137.16	10.374	13:48:18.605
24 - D1	27.092	42.934	44.010	222.6	1:54.036	143.76	4.891	13:50:12.642
25 - D1	26.287	41.562	44.101	224.5	1:51.951	146.44	2.805	13:52:04.593
26 - D1	26.313	41.307	45.372	225.0	1:52.992	145.09	3.847	13:53:57.586
27 - D1	26.382	41.695	46.220	224.5	1:54.297	143.43	5.152	13:55:51.883
28 - D1	26.405	41.930	45.905	209.3	1:54.240	143.50	5.095	13:57:46.124
29 - D1	27.598	49.151	46.394	225.4	2:03.144	133.13	13.998	13:59:49.268
30 - D1	27.609	42.309	44.896	223.6	1:54.815	142.78	5.669	14:01:44.083
31 - D1	26.508	45.585	46.101	222.6	1:58.195	138.70	9.050	14:03:42.278

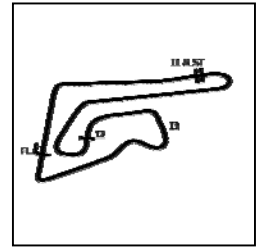
P25 14 GT4AM Morseng Racing Team				Porsche Cayman GT4 Clubsport MR				
IDEAL LAP TIME : 1:48.030		BEST LAP TIME : 1:48.123		DIFFERENCE : 0.093				
D1: Chayapon YOTHA		D2: Tosaphol PHAMYAI						
LAP	SECTOR 1	SECTOR 2	SECTOR 3	SPEED TRAP	LAP TIME	KPH	DIFF	TIME OF DAY
1 - D2		42.528	44.485	225.4	1:58.202	138.69	10.078	13:05:11.334
2 - D2	26.362	41.956	44.061	224.0	1:52.380	145.88	4.256	13:07:03.714
3 - D2	26.059	41.144	43.965	225.0	1:51.169	147.47	3.045	13:08:54.883
4 - D2	25.967	41.578	43.757	226.4	1:51.302	147.29	3.179	13:10:46.186
5 - D2	26.015	42.330	45.344	225.4	1:53.689	144.20	5.565	13:12:39.876
6 - D2	25.924	43.545	47.191	224.5	1:56.660	140.53	8.537	13:14:36.536
7 - D2	26.539	41.279	43.068	223.1	1:50.886	147.84	2.762	13:16:27.423
8 - D2	26.535	40.950	42.179	224.0	1:49.665	149.49	1.541	13:18:17.088
9 - D2	26.180	41.296	42.527	225.0	1:50.003	149.03	1.879	13:20:07.092
10 - D2	26.824	41.831	43.206	223.6	1:51.862	146.55	3.738	13:21:58.954
11 - D2	26.305	43.027	44.907	224.5	1:54.240	143.50	6.116	13:23:53.194
12 - D2	27.344	47.004	45.264	220.4	1:59.613	137.06	11.489	13:25:52.807
13 - D2	26.305	41.729	44.411	224.5	1:52.446	145.79	4.322	13:27:45.253
14 - D2	26.565	41.927	IN PIT	222.2	1:56.858 P	140.29	8.734	13:29:42.112
15 - D1	OUTLAP	41.927	44.316	219.5	3:53.985	70.06	2:05.861	13:33:36.097
16 - D1	25.821	41.534	43.756	223.6	1:51.112	147.54	2.988	13:35:27.209
17 - D1	25.822	40.500	41.980	225.0	1:48.302 (2)	151.37	0.178	13:37:15.512
18 - D1	25.729	40.511	42.160	225.9	1:48.400 (3)	151.23	0.276	13:39:03.913
19 - D1	25.850	40.849	42.047	224.5	1:48.747	150.75	0.623	13:40:52.660
20 - D1	25.908	40.748	42.309	225.0	1:48.966	150.45	0.842	13:42:41.626
21 - D1	25.908	42.213	42.705	225.4	1:50.826	147.92	2.702	13:44:32.453
22 - D1	26.135	41.129	42.839	225.0	1:50.103	148.90	1.979	13:46:22.556
23 - D1	26.614	41.611	45.999	225.0	1:54.225	143.52	6.101	13:48:16.781

Weather / Track : Sunny / Dry

Chang International
Circuit Length = 4.554 km
Start: 13:03 Flag 14:03 End: 14:09

Blancpain GT Series Asia 2018

RACE 2 - SECTOR ANALYSIS



SECTOR 1 = FL to I1, SECTOR 2 = I1 to I2 SECTOR 3 = I2 to I3, SECTOR 4 = I3 to FL, DIFF = Difference To Personal Best Lap, P = Crossed Finish Line in Pit Lane, D = Time Disallowed

24 - D1	25.762	40.520	42.688	225.4	1:48.970	150.44	0.846	13:50:05.752
25 - D1	25.755	40.573	42.253	225.9	1:48.581	150.98	0.457	13:51:54.333
26 - D1	25.704	40.445	41.974	225.9	1:48.123 (1)	151.62		13:53:42.457
27 - D1	25.979	40.466	43.213	224.0	1:49.658	149.50	1.534	13:55:32.116
28 - D1	25.612	40.444	42.381	227.3	1:48.437	151.18	0.313	13:57:20.553
29 - D1	25.658	40.881	43.319	225.9	1:49.858	149.23	1.734	13:59:10.412

P26 22 GT4AM JWD Unixx Racing Team

Porsche Cayman GT4 Clubsport MR

IDEAL LAP TIME : 1:47.459 BEST LAP TIME : 1:47.663 DIFFERENCE : 0.204
 D1: Charvanin BUNDITKITSAC D2: Pitsanu SIRIMONGKOLKA

LAP	SECTOR 1	SECTOR 2	SECTOR 3	SPEED TRAP	LAP TIME	KPH	DIFF	TIME OF DAY
1 - D2		40.777	42.054	227.8	1:51.827	146.60	4.164	13:05:04.959
2 - D2	25.659	39.988	42.016	226.4	1:47.663 (1)	152.27		13:06:52.623
3 - D2	26.134	41.147	42.189	224.5	1:49.470	149.76	1.807	13:08:42.093
4 - D2	25.831	40.192	42.285	228.8	1:48.308 (3)	151.36	0.645	13:10:30.402
5 - D2	25.745	40.364	42.289	226.8	1:48.398	151.24	0.735	13:12:18.801
6 - D2	26.965	40.820	42.441	222.6	1:50.226	148.73	2.563	13:14:09.027
7 - D2	25.737	40.528	42.757	227.3	1:49.022	150.37	1.358	13:15:58.050
8 - D2	26.051	41.869	43.664	227.3	1:51.584	146.92	3.921	13:17:49.634
9 - D2	25.727	40.212	42.125	227.3	1:48.065 (2)	151.70	0.401	13:19:37.699
10 - D2	26.162	40.458	42.242	226.4	1:48.862	150.59	1.199	13:21:26.562
11 - D2	26.101	40.864	42.579	226.8	1:49.545	149.65	1.881	13:23:16.107
12 - D2	26.050	40.236	42.343	226.4	1:48.629	150.92	0.966	13:25:04.737
13 - D2	25.895	40.500	42.790	225.4	1:49.185	150.15	1.521	13:26:53.922
14 - D2	25.982	40.834	44.226	225.9	1:51.042	147.64	3.378	13:28:44.964
15 - D2	26.683	43.234	IN PIT	225.4	1:57.701 P	139.28	10.037	13:30:42.665
16 - D1	OUTLAP	41.350	42.156	218.6	4:39.829	58.58	2:52.165	13:35:22.494
17 - D1	25.916	40.915	41.961	226.4	1:48.793	150.69	1.130	13:37:11.287
18 - D1	25.683	40.655	42.434	226.8	1:48.772	150.72	1.109	13:39:00.060
19 - D1	25.780	40.799	42.164	225.9	1:48.743	150.76	1.080	13:40:48.804
20 - D1	25.787	41.153	42.518	225.9	1:49.459	149.77	1.796	13:42:38.263
21 - D1	25.949	40.806	42.740	226.8	1:49.496	149.72	1.833	13:44:27.759
22 - D1	26.047	43.002	42.762	226.8	1:51.811	146.62	4.148	13:46:19.571
23 - D1	26.049	41.681	42.445	226.4	1:50.175	148.80	2.512	13:48:09.746
24 - D1	25.847	42.689	41.812	227.8	1:50.348	148.56	2.685	13:50:00.095
25 - D1	25.925	40.996	42.026	226.8	1:48.947	150.48	1.283	13:51:49.042
26 - D1	25.930	41.693	42.490	227.3	1:50.114	148.88	2.450	13:53:39.156
27 - D1	25.814	40.810	42.311	228.3	1:48.936	150.49	1.273	13:55:28.092
28 - D1	27.317	40.797	42.371	225.0	1:50.485	148.38	2.822	13:57:18.578
29 - D1	26.248	42.017	43.896	226.8	1:52.162	146.16	4.498	13:59:10.740

P27 51 GT3AM AMAC Motorsport

Lamborghini Huracan GT3

IDEAL LAP TIME : 1:37.197 BEST LAP TIME : 1:37.399 DIFFERENCE : 0.202
 D1: Andrew MACPHERSON D2: William PORTER

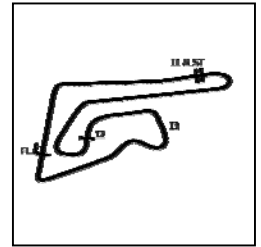
LAP	SECTOR 1	SECTOR 2	SECTOR 3	SPEED TRAP	LAP TIME	KPH	DIFF	TIME OF DAY
1 - D2		38.039	39.454	246.5	1:43.644	158.17	6.245	13:04:56.776
2 - D2	23.012	36.305	38.081	246.0	1:37.399 (1)	168.32		13:06:34.175
3 - D2	23.084	36.117	46.777	248.2	1:45.978	154.69	8.579	13:08:20.154
4 - D2	26.009	38.881	39.248	210.9	1:44.139	157.42	6.739	13:10:04.293
5 - D2	23.211	38.064	IN PIT	246.5	1:46.862 P	153.41	9.463	13:11:51.156
6 - D2	OUTLAP	39.215	38.861	230.7	5:00.700	54.52	3:23.301	13:16:51.856
7 - D2	23.244	37.188	38.726	246.5	1:39.159 (3)	165.33	1.759	13:18:31.015
8 - D2	23.458	37.134	38.637	246.0	1:39.229	165.21	1.830	13:20:10.245
9 - D2	23.603	37.798	39.165	241.0	1:40.566	163.02	3.167	13:21:50.812
10 - D2	23.491	37.453	39.686	247.1	1:40.630	162.91	3.231	13:23:31.442
11 - D2	23.448	1:19.891	IN PIT	245.4	3:20.666 P	81.69	1:43.267	13:26:52.109
12 - D2	OUTLAP	39.636	40.216	185.8	3:56.508	69.31	2:19.109	13:30:48.617
13 - D2	23.706	37.467	39.493	244.8	1:40.666	162.85	3.267	13:32:29.284
14 - D2	23.492	36.905	38.067	245.4	1:38.465 (2)	166.49	1.066	13:34:07.749
15 - D2	23.040	37.251	IN PIT	246.0	1:41.619 P	161.33	4.220	13:35:49.369
16 - D1	OUTLAP	39.977	41.374	238.4	3:46.551	72.36	2:09.152	13:39:35.920
17 - D1	24.126	38.061	40.507	241.0	1:42.695	159.64	5.295	13:41:18.615
18 - D1	24.208	38.291	43.526	244.8	1:46.026	154.62	8.626	13:43:04.641

Weather / Track : Sunny / Dry

Chang International
 Circuit Length = 4.554 km
 Start: 13:03 Flag 14:03 End: 14:09

Blancpain GT Series Asia 2018

RACE 2 - SECTOR ANALYSIS



SECTOR 1 = FL to I1, SECTOR 2 = I1 to I2 SECTOR 3 = I2 to I3, SECTOR 4 = I3 to FL, DIFF = Difference To Personal Best Lap, P = Crossed Finish Line in Pit Lane, D = Time Disallowed

19 - D1	24.772	38.174	41.479	240.5	1:44.425	156.99	7.026	13:44:49.067
20 - D1	23.853	39.527	IN PIT	244.8	1:48.960	P 150.46	11.561	13:46:38.028
21 - D1	OUTLAP	39.407	41.399	239.4	9:00.726	30.31	7:23.326	13:55:38.754
22 - D1	24.448	38.641	41.340	242.1	1:44.429	156.98	7.030	13:57:23.183
23 - D1	23.923	39.356	44.899	243.7	1:48.179	151.54	10.779	13:59:11.362

P28 11 GT4AM TTR Team SARD

Porsche Cayman GT4 Clubsport MR

IDEAL LAP TIME : 1:47.446

BEST LAP TIME : 1:48.097

DIFFERENCE : 0.650

D1: Tony FONG

D2: Brian LEE

LAP	SECTOR 1	SECTOR 2	SECTOR 3	SPEED TRAP	LAP TIME	KPH	DIFF	TIME OF DAY
1 - D2		40.756	42.681	228.3	1:53.162	144.87	5.065	13:05:06.294
2 - D2	26.260	39.905	41.931	224.5	1:48.097 (1)	151.66		13:06:54.391
3 - D2	25.959	40.314	42.776	226.4	1:49.049	150.33	0.952	13:08:43.441
4 - D2	25.942	40.810	43.188	227.3	1:49.941	149.11	1.844	13:10:33.382
5 - D2	26.385	40.286	42.305	224.0	1:48.976	150.43	0.879	13:12:22.359
6 - D2	26.156	39.983	41.986	224.5	1:48.126 (2)	151.62	0.029	13:14:10.485
7 - D2	26.083	40.256	42.395	225.4	1:48.734	150.77	0.637	13:15:59.220
8 - D2	27.066	41.688	42.417	224.0	1:51.172	147.46	3.075	13:17:50.392
9 - D2	25.609	40.154	42.428	229.2	1:48.191 (3)	151.53	0.094	13:19:38.584
10 - D2	25.973	40.276	42.457	228.3	1:48.707	150.81	0.610	13:21:27.291
11 - D2	25.923	40.682	42.785	227.3	1:49.390	149.87	1.293	13:23:16.682
12 - D2	26.561	40.307	42.454	225.0	1:49.322	149.96	1.225	13:25:06.004
13 - D2	25.740	40.231	42.970	226.4	1:48.941	150.48	0.844	13:26:54.946
14 - D2	26.580	41.619	42.573	222.6	1:50.772	148.00	2.675	13:28:45.719
15 - D2	26.145	42.526	44.005	228.8	1:52.677	145.49	4.580	13:30:38.396
16 - D2	26.042	42.721	IN PIT	218.1	2:04.511	P 131.66	16.414	13:32:42.908

P29 81 GT4AM BMW Team Studie

BMW M4 GT4

IDEAL LAP TIME : 1:45.356

BEST LAP TIME : 1:45.916

DIFFERENCE : 0.559

D1: Sunako JUKUCHOU

D2: Takayuki KINOSHITA

LAP	SECTOR 1	SECTOR 2	SECTOR 3	SPEED TRAP	LAP TIME	KPH	DIFF	TIME OF DAY
1 - D2		40.727	41.792	231.2	1:50.392	148.51	4.476	13:05:03.524
2 - D2	25.160	40.320	40.711	229.2	1:46.192	154.38	0.276	13:06:49.716
3 - D2	25.471	40.057	41.328	228.3	1:46.857	153.42	0.941	13:08:36.573
4 - D2	25.350	39.590	41.174	229.2	1:46.114 (3)	154.49	0.198	13:10:22.688
5 - D2	25.157	39.487	41.271	229.2	1:45.916 (1)	154.78		13:12:08.604
6 - D2	25.253	39.630	41.152	228.8	1:46.035 (2)	154.61	0.119	13:13:54.640
7 - D2	26.234	40.151	41.463	224.0	1:47.849	152.01	1.933	13:15:42.489
8 - D2	25.375	39.989	41.678	229.2	1:47.043	153.15	1.127	13:17:29.532
9 - D2	25.176	41.457	41.675	231.7	1:48.309	151.36	2.393	13:19:17.841
10 - D2	25.373	40.259	47.215	232.2	1:52.847	145.27	6.931	13:21:10.689
11 - D2	30.530	47.228	IN PIT	184.3	2:09.116	P 126.97	23.200	13:23:19.806

Weather / Track : Sunny / Dry

Chang International

Circuit Length = 4.554 km

Start: 13:03 Flag 14:03 End: 14:09

Blancpain GT Series Asia 2018

RACE 2 - LAP CHART

LAP 1 @ 13:04:47.757			LAP 2 @ 13:06:21.903			LAP 3 @ 13:07:55.766			LAP 4 @ 13:09:29.642			LAP 5 @ 13:11:03.639		
NO	BEHIND	LAP TIME	NO	BEHIND	LAP TIME	NO	BEHIND	LAP TIME	NO	BEHIND	LAP TIME	NO	BEHIND	LAP TIME
888		1:34.625	888		1:34.145	888		1:33.863	888		1:33.875	888		1:33.996
28	0.529	1:35.155	28	1.536	1:35.152	28	1.601	1:33.928	28	1.922	1:34.197	28	1.967	1:34.041
27	2.411	1:37.037	27	3.204	1:34.938	27	3.942	1:34.601	27	4.558	1:34.491	27	5.259	1:34.698
37	2.837	1:37.463	37	3.622	1:34.929	37	5.249	1:35.490	18	6.854	1:35.018	18	7.261	1:34.403
7	3.485	1:38.111	18	4.792	1:35.170	18	5.712	1:34.783	37	7.433	1:36.060	37	8.188	1:34.751
18	3.767	1:38.393	7	5.494	1:36.154	7	6.802	1:35.171	7	7.883	1:34.956	23	9.325	1:34.973
23	4.138	1:38.764	23	5.985	1:35.991	23	7.536	1:35.414	23	8.348	1:34.688	7	10.108	1:36.222
8	4.691	1:39.317	8	6.682	1:36.136	8	8.105	1:35.286	8	9.240	1:35.010	8	10.422	1:35.179
999	4.714	1:39.340	999	7.033	1:36.464	999	8.816	1:35.646	999	10.095	1:35.154	999	11.298	1:35.199
19	5.291	1:39.917	19	7.425	1:36.279	19	9.022	1:35.460	19	10.375	1:35.228	19	11.760	1:35.381
86	5.684	1:40.310	86	7.768	1:36.229	63	9.450	1:35.309	63	10.934	1:35.359	63	12.040	1:35.103
3	6.069	1:40.695	63	8.004	1:35.831	86	10.209	1:36.304	86	11.856	1:35.522	86	13.397	1:35.538
63	6.318	1:40.944	3	8.605	1:36.680	3	10.847	1:36.105	3	12.359	1:35.388	3	14.697	1:36.334
911	6.745	1:41.371	911	9.002	1:36.402	911	11.295	1:36.156	911	13.466	1:36.046	911	15.292	1:35.822
5	7.247	1:41.873	5	9.404	1:36.302	5	11.621	1:36.080	5	13.689	1:35.944	5	15.785	1:36.092
97	7.449	1:42.075	97	9.900	1:36.596	97	12.118	1:36.081	97	14.324	1:36.081	97	16.267	1:35.939
991	7.693	1:42.319	991	10.914	1:37.366	991	13.681	1:36.631	991	16.242	1:36.436	991	18.455	1:36.208
45	8.221	1:42.847	45	11.802	1:37.725	45	14.603	1:36.664	45	18.135	1:37.407	45	20.681	1:36.542
51	9.018	1:43.644	51	12.272	1:37.399	51	24.387	1:45.978	51	34.651	1:44.139	51	47.516	1:46.862 P
81	15.766	1:50.392	666	27.399	1:45.251	666	38.754	1:45.219	666	50.379	1:45.500	666	1:01.424	1:45.042
666	16.293	1:50.919	81	27.813	1:46.192	81	40.807	1:46.857	81	53.045	1:46.114	81	1:04.965	1:45.916
82	16.764	1:51.390	22	30.719	1:47.663	72	44.711	1:47.365	72	55.994	1:45.158	72	1:06.872	1:44.874
22	17.201	1:51.827	82	30.952	1:48.332	22	46.326	1:49.470	22	1:00.759	1:48.308	22	1:15.161	1:48.398
77	17.713	1:52.339	72	31.209	1:46.763	77	46.599	1:48.291	82	1:02.023	1:48.564	82	1:15.433	1:47.406
11	18.536	1:53.162	77	32.171	1:48.603	82	47.334	1:50.245	77	1:02.467	1:49.743	77	1:15.922	1:47.451
72	18.591	1:53.217	11	32.488	1:48.097	11	47.674	1:49.049	11	1:03.740	1:49.941	11	1:18.720	1:48.976
17	20.470	1:55.096	17	36.937	1:50.612	17	53.713	1:50.639	17	1:10.321	1:50.483	17	1:26.226	1:49.901
80	22.294	1:56.920	80	39.250	1:51.100	80	55.246	1:49.860	80	1:11.884	1:50.513	80	1:27.166	1:49.279
14	23.576	1:58.202	14	41.811	1:52.380	14	59.116	1:51.169	14	1:16.544	1:51.302			

Weather / Track : Sunny / Dry

Chang International
Circuit Length = 4.554 km
Start: 13:03 Flag 14:03 End: 14:09

Blancpain GT Series Asia 2018

RACE 2 - LAP CHART

LAP 6 @ 13:12:38.125			LAP 7 @ 13:14:13.524			LAP 8 @ 13:15:49.161			LAP 9 @ 13:17:24.722			LAP 10 @ 13:18:59.432		
NO	BEHIND	LAP TIME	NO	BEHIND	LAP TIME	NO	BEHIND	LAP TIME	NO	BEHIND	LAP TIME	NO	BEHIND	LAP TIME
888		1:34.486	888		1:35.398	888		1:35.637	888		1:35.560	888		1:34.710
28	1.592	1:34.112	28	1.030	1:34.836	28	0.464	1:35.070	28	0.302	1:35.399	28	0.615	1:35.022
14	1 Lap	1:53.689	27	5.891	1:35.769	27	5.852	1:35.598	72	1 Lap	1:45.780	27	5.910	1:35.276
27	5.520	1:34.747	18	6.824	1:35.146	82	1 Lap	1:47.930	81	1 Lap	1:47.043	666	1 Lap	1:46.027
18	7.076	1:34.301	37	9.175	1:35.964	18	6.886	1:35.699	27	5.344	1:35.052	18	6.609	1:35.304
37	8.609	1:34.908	80	1 Lap	1:51.996	77	1 Lap	1:47.804	18	6.015	1:34.689	37	8.753	1:35.417
23	9.740	1:34.901	23	10.153	1:35.811	37	8.807	1:35.269	37	8.045	1:34.798	23	10.023	1:35.227
7	10.772	1:35.149	7	10.779	1:35.406	22	1 Lap	1:49.022	23	9.505	1:35.323	7	12.018	1:36.242
8	11.232	1:35.296	17	1 Lap	1:54.692	23	9.742	1:35.226	7	10.485	1:35.689	8	12.842	1:36.020
999	11.869	1:35.057	8	11.460	1:35.627	11	1 Lap	1:48.734	8	11.531	1:35.750	63	13.106	1:35.376
19	12.254	1:34.981	999	12.123	1:35.652	7	10.357	1:35.214	63	12.440	1:35.676	72	1 Lap	1:46.458
63	12.665	1:35.111	63	12.389	1:35.121	8	11.342	1:35.518	999	13.215	1:36.737	999	14.343	1:35.838
86	14.892	1:35.981	19	12.765	1:35.909	999	12.038	1:35.552	19	13.650	1:36.396	19	14.778	1:35.838
3	15.837	1:35.626	86	15.558	1:36.064	63	12.324	1:35.572	86	16.882	1:36.638	81	1 Lap	1:48.309
911	16.616	1:35.810	3	16.271	1:35.832	19	12.814	1:35.686	3	17.793	1:36.602	86	18.462	1:36.290
5	17.342	1:36.043	911	17.437	1:36.220	86	15.803	1:35.882	911	19.311	1:36.798	3	19.064	1:35.980
97	17.866	1:36.085	5	18.101	1:36.158	3	16.751	1:36.117	82	1 Lap	1:49.105	911	20.275	1:35.674
991	20.402	1:36.433	97	18.626	1:36.158	911	18.073	1:36.273	5	20.663	1:37.453	5	21.762	1:35.808
45	22.456	1:36.262	991	21.499	1:36.496	5	18.770	1:36.306	97	20.688	1:36.749	97	22.239	1:36.260
666	1:11.763	1:44.825	14	1 Lap	1:56.660	97	19.500	1:36.511	77	1 Lap	1:49.816	991	27.090	1:36.865
81	1:16.514	1:46.035	45	23.846	1:36.788	991	23.339	1:37.476	22	1 Lap	1:51.584	45	31.462	1:39.412
72	1:17.527	1:45.141	666	1:21.520	1:45.155	45	25.197	1:36.987	991	24.934	1:37.155	82	1 Lap	1:48.181
82	1:29.782	1:48.836	72	1:27.249	1:45.120	80	1 Lap	1:53.046	11	1 Lap	1:51.172	77	1 Lap	1:48.912
77	1:30.334	1:48.898	81	1:28.965	1:47.849	17	1 Lap	1:54.289	45	26.759	1:37.123	22	1 Lap	1:48.065
22	1:30.902	1:50.226				14	1 Lap	1:50.886	80	1 Lap	1:49.145	11	1 Lap	1:48.191
11	1:32.360	1:48.126				51	2 Laps	5:00.700	17	1 Lap	1:49.399	80	1 Lap	1:49.167
						666	1:30.840	1:44.957	14	1 Lap	1:49.665	17	1 Lap	1:48.611
									51	2 Laps	1:39.159	14	1 Lap	1:50.003
												51	2 Laps	1:39.229

Weather / Track : Sunny / Dry

Chang International
Circuit Length = 4.554 km
Start: 13:03 Flag 14:03 End: 14:09

Blancpain GT Series Asia 2018

RACE 2 - LAP CHART

LAP 11 @ 13:20:33.434			LAP 12 @ 13:22:07.491			LAP 13 @ 13:23:42.038			LAP 14 @ 13:25:17.269			LAP 15 @ 13:26:52.173		
NO	BEHIND	LAP TIME	NO	BEHIND	LAP TIME	NO	BEHIND	LAP TIME	NO	BEHIND	LAP TIME	NO	BEHIND	LAP TIME
888		1:34.001	888		1:34.057	888		1:34.546	888		1:35.230	888		1:34.904
28	1.109	1:34.495	28	1.720	1:34.668	28	1.894	1:34.720	28	1.909	1:35.245	28	1.632	1:34.626
27	7.202	1:35.294	27	8.532	1:35.387	27	9.338	1:35.352	80	2 Laps	1:51.481	22	2 Laps	1:49.185
18	7.756	1:35.148	18	9.143	1:35.445	18	9.679	1:35.082	17	2 Laps	1:50.323	11	2 Laps	1:48.941
37	9.295	1:34.544	37	10.006	1:34.768	37	10.661	1:35.201	18	10.420	1:35.972	18	11.043	1:35.527
23	11.111	1:35.090	23	13.264	1:36.210 P	14	2 Laps	1:54.240	27	11.158	1:37.051	27	11.824	1:35.570
7	13.540	1:35.523	7	14.727	1:35.245	7	16.481	1:36.300 P	37	11.489	1:36.059	37	12.255	1:35.670
8	14.589	1:35.749	8	15.682	1:35.151	8	16.759	1:35.623	63	17.232	1:35.271	63	17.391	1:35.063
63	14.801	1:35.697	63	16.122	1:35.379	63	17.191	1:35.615	999	18.209	1:35.629	999	18.859	1:35.555
999	15.842	1:35.501	999	17.149	1:35.364	999	17.810	1:35.208	8	19.250	1:37.722	8	20.141	1:35.795
19	16.855	1:36.078	19	17.898	1:35.100	19	18.568	1:35.216	19	19.569	1:36.231	19	21.432	1:36.767
666	1 Lap	1:46.636	86	22.810	1:36.112	86	24.157	1:35.892	86	24.966	1:36.039	80	2 Laps	1:51.850
86	20.756	1:36.295	3	23.626	1:35.954	3	24.892	1:35.811	3	25.797	1:36.135	86	25.999	1:35.937
3	21.730	1:36.667	911	24.328	1:36.026	911	25.811	1:36.028	911	26.774	1:36.194	3	26.836	1:35.944
911	22.359	1:36.085	5	26.236	1:36.148	5	27.263	1:35.573	5	28.263	1:36.231	17	2 Laps	1:53.858
5	24.145	1:36.384	97	27.136	1:36.394	97	27.910	1:35.320	97	29.385	1:36.705	911	27.933	1:36.063
97	24.799	1:36.561	991	31.828	1:36.661	991	33.461	1:36.179	14	2 Laps	1:59.613	5	29.109	1:35.750
72	1 Lap	1:47.842	666	1 Lap	1:46.740	23	35.258	1:56.540	991	35.992	1:37.761	97	30.317	1:35.837
991	29.224	1:36.136	72	1 Lap	1:45.694	666	1 Lap	1:45.282	23	36.293	1:36.265	23	36.767	1:35.378
45	35.484	1:38.023	45	39.466	1:38.039	45	42.849	1:37.930	7	38.104	1:56.853	991	38.100	1:37.013
81	1 Lap	1:52.847	82	1 Lap	1:47.607	72	1 Lap	1:45.226	45	46.483	1:38.864	7	38.546	1:35.346
82	1 Lap	1:47.689	77	1 Lap	1:48.969	82	1 Lap	1:47.420	666	1 Lap	1:45.571	45	49.893	1:38.313
77	1 Lap	1:47.903	22	1 Lap	1:49.545	77	1 Lap	1:47.760	72	1 Lap	1:45.738	14	2 Laps	1:52.446
22	1 Lap	1:48.862	11	1 Lap	1:49.390	22	1 Lap	1:48.629	82	1 Lap	1:47.644	666	1 Lap	1:45.351
11	1 Lap	1:48.707	81	1 Lap	2:09.116 P	11	1 Lap	1:49.322	77	1 Lap	1:48.364	72	1 Lap	1:45.441
80	1 Lap	1:49.311	51	2 Laps	1:40.630				51	3 Laps	3:20.666 P			
17	1 Lap	1:48.925	80	1 Lap	1:50.470									
51	2 Laps	1:40.566	17	1 Lap	1:49.732									
14	1 Lap	1:51.862												

Weather / Track : Sunny / Dry

Chang International
Circuit Length = 4.554 km
Start: 13:03 Flag 14:03 End: 14:09

Blancpain GT Series Asia 2018

RACE 2 - LAP CHART

LAP 16 @ 13:28:27.423			LAP 17 @ 13:30:02.001			LAP 18 @ 13:31:36.425			LAP 19 @ 13:33:11.225			LAP 20 @ 13:34:46.386		
NO	BEHIND	LAP TIME	NO	BEHIND	LAP TIME	NO	BEHIND	LAP TIME	NO	BEHIND	LAP TIME	NO	BEHIND	LAP TIME
888		1:35.250	888		1:34.577	888		1:34.423	888		1:34.800	888		1:35.160
28	1.430	1:35.048	28	1.493	1:34.640	28	1.908	1:34.838	28	3.276	1:36.168	28	4.996	1:36.880 P
82	2 Laps	1:49.987	18	11.694	1:34.988	18	12.301	1:35.030	72	2 Laps	1:45.448	17	4 Laps	1:49.185
77	2 Laps	1:48.512	27	13.539	1:35.707	37	15.544	1:35.718	18	12.869	1:35.368	18	13.398	1:35.689
18	11.284	1:35.491	37	14.250	1:36.050	27	15.893	1:36.777 P	37	16.721	1:35.977	37	17.032	1:35.471
27	12.410	1:35.836	63	18.150	1:35.415	63	18.412	1:34.686	63	18.936	1:35.324	72	2 Laps	1:46.016
37	12.777	1:35.772	999	20.394	1:36.389	999	20.921	1:34.951	19	1 Lap	3:03.858	63	19.181	1:35.405
63	17.312	1:35.171	8	21.802	1:36.180	8	22.880	1:35.502	999	21.434	1:35.312	19	1 Lap	1:35.078
22	2 Laps	1:51.042	82	2 Laps	1:52.165 P	3	1 Lap	3:08.216	8	23.672	1:35.592	27	1 Lap	3:14.319
11	2 Laps	1:50.772	19	24.904	1:38.300 P	86	30.998	1:36.115	14	4 Laps	3:53.985	999	23.635	1:37.361 P
999	18.582	1:34.973	77	2 Laps	1:53.203 P	5	33.631	1:35.953	911	1 Lap	3:04.171	8	25.772	1:37.260 P
8	20.199	1:35.308	86	29.307	1:36.877	97	34.108	1:35.744	3	1 Lap	1:35.688	911	1 Lap	1:36.331
19	21.181	1:34.999	5	32.101	1:36.575	991	1 Lap	3:03.585	86	33.696	1:37.498 P	3	1 Lap	1:35.970
86	27.008	1:36.258	911	32.240	1:37.801 P	7	40.861	1:35.492	5	34.937	1:36.107	23	1 Lap	3:03.901
3	28.375	1:36.788 P	97	32.787	1:36.474	23	40.985	1:36.543 P	97	35.442	1:36.134	22	4 Laps	4:39.829
911	29.016	1:36.333	11	2 Laps	1:52.677	51	5 Laps	1:40.666	991	1 Lap	1:35.975	5	37.651	1:37.874 P
5	30.104	1:36.244	23	38.865	1:36.068	11	2 Laps	2:04.511 P	7	42.031	1:35.969	97	38.423	1:38.141 P
97	30.890	1:35.823	7	39.792	1:35.553	80	2 Laps	1:51.420	666	3 Laps	4:11.478	991	1 Lap	1:36.420
23	37.375	1:35.858	22	2 Laps	1:57.701 P	17	3 Laps	3:55.270	51	5 Laps	1:38.465	14	4 Laps	1:51.112
7	38.817	1:35.520	51	5 Laps	3:56.508				82	3 Laps	3:52.072	7	43.812	1:36.941 P
80	2 Laps	1:51.316	80	2 Laps	1:49.963				45	1 Lap	3:15.979	666	3 Laps	1:44.954
991	42.522	1:39.671 P	45	59.946	1:41.721 P				77	3 Laps	4:01.271	51	5 Laps	1:41.619 P
17	2 Laps	1:51.752 P	72	1 Lap	1:45.307				80	2 Laps	1:52.802 P	45	1 Lap	1:42.275
45	52.803	1:38.160										82	3 Laps	1:48.743
14	2 Laps	1:56.858 P										77	3 Laps	1:48.636
666	1 Lap	1:48.951 P												
72	1 Lap	1:44.892												

Weather / Track : Sunny / Dry

Chang International
Circuit Length = 4.554 km
Start: 13:03 Flag 14:03 End: 14:09

Blancpain GT Series Asia 2018

RACE 2 - LAP CHART

LAP 21 @ 13:36:23.242			LAP 22 @ 13:39:29.332			LAP 23 @ 13:41:04.962			LAP 24 @ 13:42:41.662			LAP 25 @ 13:44:17.975		
NO	BEHIND	LAP TIME	NO	BEHIND	LAP TIME	NO	BEHIND	LAP TIME	NO	BEHIND	LAP TIME	NO	BEHIND	LAP TIME
888		1:36.855 P	888		3:06.090	888		1:35.630	888		1:36.699	888		1:36.313
18	13.074	1:36.531 P	51	6 Laps	3:46.551	51	6 Laps	1:42.695	666	3 Laps	1:46.442	80	4 Laps	1:52.111
37	17.451	1:37.273 P	63	12.847	2:59.698	63	13.951	1:36.733	45	1 Lap	1:43.240	45	1 Lap	1:41.159
19	1 Lap	1:35.568	82	3 Laps	1:48.867	18	14.793	1:36.061	72	3 Laps	1:49.850	22	4 Laps	1:49.496
27	1 Lap	1:35.808	18	14.362	3:07.378	37	18.492	1:37.385	63	13.082	1:35.830	666	3 Laps	1:46.113
63	19.240	1:36.913 P	28	14.391	1:42.195	28	19.738	1:40.976	18	14.054	1:35.960	63	12.794	1:36.026
17	4 Laps	1:49.916	37	16.736	3:05.376	19	20.269	1:34.959	37	18.077	1:36.284	18	13.770	1:36.029
86	1 Lap	3:04.060	19	20.940	1:34.499	27	21.269	1:34.798	19	18.822	1:35.252	14	4 Laps	1:50.826
911	1 Lap	1:36.197	27	22.101	1:34.568	82	3 Laps	1:50.003	27	19.850	1:35.281	72	3 Laps	1:48.074
3	1 Lap	1:35.562	77	3 Laps	1:49.096	86	29.593	1:34.902	51	6 Laps	1:46.026	37	17.243	1:35.479
72	2 Laps	1:47.497 P	86	30.321	1:34.952	3	32.430	1:35.394	28	23.708	1:40.670	19	17.499	1:34.990
23	1 Lap	1:34.727	3	32.666	1:35.104	911	34.490	1:35.981	86	28.326	1:35.432	27	18.257	1:34.719
991	1 Lap	1:35.728	911	34.139	1:35.719	999	34.760	1:34.751	3	31.213	1:35.482	28	26.471	1:39.076
22	4 Laps	1:48.793	999	35.639	1:35.261	23	35.624	1:34.616	999	33.618	1:35.557	86	27.693	1:35.680
14	4 Laps	1:48.302	23	36.638	1:34.153	8	40.128	1:36.831	23	35.009	1:36.084	3	30.189	1:35.289
666	3 Laps	1:45.154	8	38.927	1:39.277	5	40.443	1:36.059	911	35.350	1:37.558	51	6 Laps	1:44.425
45	1 Lap	1:41.392	5	40.014	1:36.378	77	3 Laps	1:50.468	8	40.136	1:36.708	999	31.590	1:34.286
82	3 Laps	1:47.901	97	44.419	1:36.701	97	44.513	1:35.724	5	40.245	1:36.501	23	33.382	1:34.687
28	1:38.286	3:10.145	991	45.447	1:36.958	991	45.565	1:35.748	82	3 Laps	1:49.763	911	34.718	1:35.682
77	3 Laps	1:48.781	7	46.179	1:38.485	7	47.357	1:36.808	97	44.102	1:36.288	5	40.682	1:36.751
19	1:52.530	1:34.361	17	3 Laps	1:49.034	17	3 Laps	1:48.916	991	44.769	1:35.903	8	42.161	1:38.337
27	1:53.623	1:34.418	80	3 Laps	1:50.757	80	3 Laps	1:51.451	7	47.360	1:36.702	97	44.036	1:36.248
86	2:01.459	1:35.718	22	3 Laps	1:48.743	22	3 Laps	1:49.459	77	3 Laps	1:49.633	991	44.796	1:36.340
3	2:03.652	1:35.657	14	3 Laps	1:48.747	14	3 Laps	1:48.966	17	3 Laps	1:49.221	7	48.197	1:37.150
911	2:04.510	1:36.809	72	2 Laps	4:04.652							82	3 Laps	1:49.102
8	2:05.740	3:16.823	666	2 Laps	1:45.518							77	3 Laps	1:49.271
999	2:06.467	3:19.687	45	1:33.354	1:40.393							17	3 Laps	1:48.946
23	2:08.574	1:35.777												
5	2:09.726	3:08.930												
17	3 Laps	1:50.794												
7	2:13.784	3:06.827												
97	2:13.808	3:12.240												
991	2:14.579	1:36.165												
80	3 Laps	4:06.695												
22	3 Laps	1:48.772												
14	3 Laps	1:48.400												
666	2 Laps	1:45.667												
45	2:59.050	1:40.697												

Weather / Track : Sunny / Dry

Chang International
Circuit Length = 4.554 km
Start: 13:03 Flag 14:03 End: 14:09

Blancpain GT Series Asia 2018

RACE 2 - LAP CHART

LAP 26 @ 13:45:53.300			LAP 27 @ 13:47:29.401			LAP 28 @ 13:49:05.258			LAP 29 @ 13:50:41.010			LAP 30 @ 13:52:17.396		
NO	BEHIND	LAP TIME	NO	BEHIND	LAP TIME	NO	BEHIND	LAP TIME	NO	BEHIND	LAP TIME	NO	BEHIND	LAP TIME
888		1:35.325	888		1:36.100	888		1:35.857	888		1:35.752	888		1:36.385
63	14.943	1:37.474	17	4 Laps	1:48.902	63	14.658	1:34.785	77	4 Laps	1:48.687	82	4 Laps	1:49.492
18	15.242	1:36.797	63	15.730	1:36.886	19	15.276	1:34.450	19	14.324	1:34.800	19	12.330	1:34.391
45	1 Lap	1:42.611	19	16.683	1:34.746	18	16.886	1:35.411	63	14.826	1:35.921	63	14.983	1:36.542 P
19	18.037	1:35.862	18	17.332	1:38.190	27	17.267	1:35.368	18	17.119	1:35.985	27	16.412	1:35.331
27	19.025	1:36.093	27	17.756	1:34.832	37	19.748	1:36.938 P	27	17.467	1:35.951	18	18.171	1:37.437
37	19.512	1:37.594	37	18.667	1:35.255	17	4 Laps	1:49.013	86	27.695	1:35.360	77	4 Laps	1:48.780
666	3 Laps	1:47.632	45	1 Lap	1:43.813	86	28.088	1:36.027	3	29.280	1:35.236	3	27.996	1:35.102
80	4 Laps	1:55.291	86	27.918	1:35.666	45	1 Lap	1:40.929	23	31.046	1:34.955	86	28.623	1:37.313 P
22	4 Laps	1:51.811	3	30.318	1:36.242	3	29.796	1:35.335	45	1 Lap	1:41.198	23	28.750	1:34.089
86	28.351	1:35.983	23	33.463	1:36.912	23	31.843	1:34.237	911	37.127	1:36.023	911	37.201	1:36.459
14	4 Laps	1:50.103	666	3 Laps	1:46.510	911	36.856	1:36.114	17	4 Laps	1:49.607	45	1 Lap	1:40.747
72	3 Laps	1:48.391	28	34.833	1:40.449	28	37.626	1:38.651	28	39.721	1:37.846	37	40.159	1:36.282
3	30.176	1:35.311	911	36.599	1:36.913	5	41.439	1:36.373	37	40.263	1:56.267	5	42.203	1:37.086
28	30.483	1:39.337	999	36.669	1:41.264 P	8	44.821	1:36.699	5	41.502	1:35.815	28	42.575	1:39.240
999	31.504	1:35.239	22	4 Laps	1:50.175	97	45.252	1:36.917	8	44.919	1:35.849	97	47.306	1:38.237
23	32.651	1:34.593	5	40.923	1:36.222	991	46.044	1:36.277	97	45.455	1:35.954	991	47.736	1:37.710
911	35.786	1:36.392	8	43.980	1:37.021	666	3 Laps	1:47.380	991	46.411	1:36.119	8	48.508	1:39.974
5	40.800	1:35.443	97	44.192	1:36.304	22	4 Laps	1:50.348	999	55.949	1:34.738	17	4 Laps	1:50.229
8	43.058	1:36.222	72	3 Laps	1:51.580	999	56.963	1:56.152	666	3 Laps	1:45.652	999	53.788	1:34.224
97	43.988	1:35.276	991	45.624	1:36.326	72	3 Laps	1:47.771	7	1:00.216	1:37.441	7	1:00.604	1:36.773
51	6 Laps	1:48.960 P	14	4 Laps	1:54.225	7	58.526	1:45.038	22	4 Laps	1:48.947	666	3 Laps	1:45.215
991	45.398	1:35.926	80	4 Laps	1:59.519	14	4 Laps	1:48.970	72	3 Laps	1:47.702	72	3 Laps	1:48.112
7	49.325	1:36.453	7	49.346	1:36.120	80	4 Laps	1:54.036	14	4 Laps	1:48.581	22	4 Laps	1:50.114
82	3 Laps	1:48.680	82	3 Laps	1:47.900	82	3 Laps	1:49.308	80	4 Laps	1:51.951	14	4 Laps	1:48.123
77	3 Laps	1:48.474	77	3 Laps	1:49.303									

Weather / Track : Sunny / Dry

Chang International
 Circuit Length = 4.554 km
 Start: 13:03 Flag 14:03 End: 14:09

Blancpain GT Series Asia 2018

RACE 2 - LAP CHART

LAP 31 @ 13:53:53.034			LAP 32 @ 13:55:29.417			LAP 33 @ 13:57:05.221			LAP 34 @ 13:58:40.129			LAP 35 @ 14:00:15.764		
NO	BEHIND	LAP TIME	NO	BEHIND	LAP TIME	NO	BEHIND	LAP TIME	NO	BEHIND	LAP TIME	NO	BEHIND	LAP TIME
888		1:35.637	888		1:36.382	888		1:35.804	888		1:34.907	888		1:35.635
80	5 Laps	1:52.992	14	5 Laps	1:49.658	72	4 Laps	1:47.896	19	8.535	1:34.625	19	7.735	1:34.835
19	11.205	1:34.512	51	11 Laps	9:00.726	19	8.817	1:35.190	72	4 Laps	1:47.988	666	4 Laps	1:45.674
27	16.817	1:36.043	19	9.431	1:34.609	22	5 Laps	1:50.485	18	22.954	1:37.980	17	5 Laps	1:49.746
18	18.579	1:36.046	27	16.834	1:36.399 P	14	5 Laps	1:48.437	23	25.714	1:35.442	18	24.046	1:36.726
82	4 Laps	1:49.893	18	18.501	1:36.304	51	11 Laps	1:44.429	3	27.496	1:36.375	23	24.739	1:34.660
3	27.493	1:35.134	80	5 Laps	1:54.297	18	19.881	1:37.185	14	5 Laps	1:49.858	3	26.935	1:35.074
23	28.231	1:35.119	3	26.098	1:34.987	23	25.178	1:34.482	22	5 Laps	1:52.162	72	4 Laps	1:47.988
911	37.469	1:35.905	23	26.500	1:34.651	3	26.028	1:35.734	51	11 Laps	1:48.179	27	36.411	1:35.962
77	4 Laps	1:50.489	911	37.107	1:36.020	27	36.393	1:55.363	27	36.084	1:34.598	911	38.421	1:35.723
37	39.812	1:35.290	82	4 Laps	1:49.627	911	37.504	1:36.202	911	38.333	1:35.736	37	38.660	1:35.308
5	42.636	1:36.071	37	38.666	1:35.236	37	38.604	1:35.742	37	38.987	1:35.290	5	44.435	1:37.109
45	1 Lap	1:40.987	5	41.985	1:35.730	80	5 Laps	1:54.240	5	42.960	1:35.588	63	48.659	1:36.196
28	44.658	1:37.720	63	47.160	1:37.261	5	42.279	1:36.099	63	48.098	1:35.253	97	48.980	1:35.817
63	46.281	2:06.936	97	47.450	1:36.796	63	47.752	1:36.396	97	48.797	1:35.247	991	54.392	1:35.894
97	47.036	1:35.367	991	48.737	1:37.039	97	48.457	1:36.812	991	54.134	1:37.015	8	55.505	1:36.177
991	48.080	1:35.981	28	48.839	1:40.564	991	52.025	1:39.092	8	54.963	1:37.597	999	55.832	1:35.672
8	48.875	1:36.005	8	49.717	1:37.224	28	52.262	1:39.226	999	55.794	1:38.255	28	1:01.654	1:38.615
86	52.069	1:59.083	86	51.893	1:36.206	8	52.273	1:38.360	28	58.674	1:41.319	86	1:01.922	1:35.882
999	52.806	1:34.655	999	52.158	1:35.734	86	52.285	1:36.196	86	1:01.675	1:44.297	7	1:07.916	1:36.745
7	1:02.055	1:37.088	45	1 Lap	1:47.010	999	52.446	1:36.092	7	1:06.805	1:37.438	45	1 Lap	1:45.172
17	4 Laps	1:49.387	77	4 Laps	1:53.761	82	4 Laps	1:52.806	45	1 Lap	1:42.752	82	4 Laps	1:49.475
666	3 Laps	1:45.429	7	1:02.611	1:36.939	45	1 Lap	1:40.887	80	5 Laps	2:03.144	80	5 Laps	1:54.815
72	3 Laps	1:47.678	17	4 Laps	1:49.158	7	1:04.274	1:37.467	82	4 Laps	1:49.808			
22	4 Laps	1:48.936	666	3 Laps	1:45.619	77	4 Laps	1:51.668	77	4 Laps	1:49.830			
						17	4 Laps	1:49.117						
						666	3 Laps	1:45.380						

Weather / Track : Sunny / Dry

Chang International
Circuit Length = 4.554 km
Start: 13:03 Flag 14:03 End: 14:09

Blancpain GT Series Asia 2018

RACE 2 - LAP CHART

LAP 36 @ 14:01:52.646			LAP 37 @ 14:03:29.705		
NO	BEHIND	LAP TIME	NO	BEHIND	LAP TIME
888		1:36.881	888		1:37.059
19	5.699	1:34.845	82	5 Laps	1:51.472
77	5 Laps	1:50.620	19	3.777	1:35.137
666	4 Laps	1:47.849	80	6 Laps	1:58.195
23	24.316	1:36.458	77	5 Laps	1:50.251
18	25.312	1:38.147	23	24.820	1:37.563
3	25.967	1:35.913	18	26.259	1:38.006
17	5 Laps	1:55.442	3	26.640	1:37.733
27	34.367	1:34.837	666	4 Laps	1:50.037
911	37.529	1:35.990	27	33.685	1:36.376
37	37.615	1:35.836	37	37.000	1:36.445
5	43.951	1:36.398	911	37.821	1:37.350
72	4 Laps	1:47.823	5	43.534	1:36.642
63	47.048	1:35.271	17	5 Laps	1:50.245
97	48.147	1:36.049	63	45.631	1:35.641
991	54.214	1:36.703	97	48.606	1:37.518
8	55.364	1:36.741	991	55.170	1:38.015
999	55.499	1:36.548	999	55.204	1:36.765
86	1:03.168	1:38.127	8	55.554	1:37.249
28	1:03.400	1:38.627	72	4 Laps	1:48.972
7	1:07.541	1:36.506	86	1:01.558	1:35.449
45	1 Lap	1:45.454	28	1:03.095	1:36.754
			7	1:07.479	1:36.997
			45	1 Lap	1:43.474

Weather / Track : Sunny / Dry

Results can be found at www.tsl-timing.com

Page 8 of 8

Chang International
Circuit Length = 4.554 km
Start: 13:03 Flag 14:03 End: 14:09

Printed - 14:14 Sunday, 13 May 2018

Blancpain GT Series Asia 2018

RACE 2 - POSITION CHART

No	Name	Lap																																		
		Pos	1	2	3	4	5	6	7	8	9	10	11	12	13	14	15	16	17	18	19	20	21	22	23	24	25	26	27	28	29	30	31	32		
888	GruppeM Racing Team	1	888	888	888	888	888	888	888	888	888	888	888	888	888	888	888	888	888	888	888	888	888	888	888	888	888	888	888	888	888	888	888	888	888	
28	HubAuto Corsa	2	28	28	28	28	28	28	28	28	28	28	28	28	28	28	28	28	28	28	28	28	28	28	28	28	28	28	28	28	28	28	28	28	28	
7	Absolute Racing	3	27	27	27	27	27	27	27	27	27	27	27	27	27	18	18	18	18	18	18	18	18	18	18	18	18	18	18	18	18	18	18	18		
37	Absolute Racing	4	37	37	37	18	18	18	18	18	18	18	18	18	18	27	27	27	27	27	37	37	37	37	37	37	37	37	37	37	37	37	37	37		
27	HubAuto Corsa	5	7	18	18	37	37	37	37	37	37	37	37	37	37	37	37	37	37	37	27	63	63	28	37	28	19	19	27	27	27	27	27	27		
999	GruppeM Racing Team	6	18	7	7	7	23	23	23	23	23	23	23	23	23	7	63	63	63	63	63	999	999	19	19	19	27	27	37	37	37	37	37	37		
8	ARN Racing	7	23	23	23	23	7	7	7	7	7	7	7	7	7	8	999	999	999	999	999	8	8	27	27	27	28	28	86	86	86	86	86	86		
18	KCMG	8	8	8	8	8	8	8	8	8	8	8	8	8	8	63	8	8	8	8	8	86	5	86	86	86	86	86	86	3	3	3	23	23	37	
19	FFF Racing Team by A	9	999	999	999	999	999	999	999	999	63	63	63	63	999	19	19	19	19	19	86	5	97	3	3	3	3	3	28	23	23	911	911	5	5	
23	KCMG	10	19	19	19	19	19	19	63	63	999	999	999	999	19	86	86	86	86	86	5	97	7	911	911	911	999	999	999	28	911	28	37	28	63	
86	OD Racing Team WRT	11	86	86	63	63	63	63	19	19	19	19	19	19	19	86	3	3	3	5	97	7	19	8	999	999	23	23	23	911	28	37	5	63	97	
3	Absolute Racing	12	3	63	86	86	86	86	86	86	86	86	86	86	86	3	911	911	911	911	7	19	27	999	23	23	911	911	911	999	5	5	28	97	991	
5	Phoenix Racing Asia	13	63	3	3	3	3	3	3	3	3	3	3	3	3	911	5	5	5	97	23	27	86	23	8	8	8	5	5	5	8	8	97	991	28	
911	Craft Bamboo Racing	14	911	911	911	911	911	911	911	911	911	911	911	911	911	5	97	97	97	23	19	911	911	5	5	5	5	8	8	8	8	97	97	991	8	8
97	Indigo Racing	15	5	5	5	5	5	5	5	5	5	5	5	5	5	97	991	23	23	7	911	3	3	7	97	97	97	97	97	97	97	97	97	97	97	
51	AMAC Motorsport	16	97	97	97	97	97	97	97	97	97	97	97	97	97	991	23	991	7	45	3	23	23	97	991	991	991	991	991	991	991	991	991	991		
991	Craft Bamboo Racing	17	991	991	991	991	991	991	991	991	991	991	991	991	991	23	7	7	991	3	991	991	991	991	7	7	7	7	7	7	7	7	7	7		
45	KCMG	18	45	45	45	45	45	45	45	45	45	45	45	45	45	45	45	45	45	45	991	45	45	45	45	45	45	45	45	45	45	45	45	45	45	
63	FFF Racing Team by A	19	51	51	51	51	51	666	666	666	666	666	666	666	666	666	666	666	666	666	72	72	72	72	666	666	666	666	666	666	666	666	666	666	666	
666	GruppeM Racing Team	20	81	666	666	666	666	81	72	72	72	72	72	72	72	72	72	72	72	72	11	80	666	666	666	72	72	72	72	72	72	72	72	72	72	
81	BMW Team Studie	21	666	81	81	81	81	72	81	81	81	81	81	81	81	81	81	81	81	81	81	81	81	81	81	81	81	81	81	81	81	81	81	81	81	
82	BMW Team Studie	22	82	22	72	72	72	82	82	82	82	82	82	82	82	77	77	77	77	77	77	77	77	77	77	77	77	77	77	77	77	77	77	77	77	
22	JWD Unixx Racing Tea	23	22	82	22	22	22	77	77	77	77	77	77	22	22	22	22	22	11	82	77	17	17	17	17	17	17	17	17	17	17	17	17	17	17	
77	Craft Bamboo Racing	24	77	72	77	82	82	22	22	22	22	22	22	11	11	11	11	11	22	77	17	80	80	80	80	80	22	22	22	22	22	22	22	14	80	80
11	TTR Team SARD	25	11	77	82	77	77	11	11	11	11	11	11	81	80	80	80	80	80	17	22	22	22	22	22	22	14	14	14	14	14	14	14	14	22	
80	Racing Spirit Thailand	26	72	11	11	11	11	80	80	80	80	80	80	80	17	17	17	17	17	17	17	17	17	17	17	17	17	17	17	17	17	17	17	17	17	
17	Taiwan Top Speed Rac	27	17	17	17	17	17	17	17	17	17	17	17	17	17	14	14	14	14	14	14	14	14	14	14	14	14	14	14	14	14	14	14	14	14	
14	Morseng Racing Team	28	80	80	80	80	80	14	14	14	14	14	14	14	14	51	51	51	51	51	51	51	51	51	51	51	51	51	51	51	51	51	51	51	51	
72	Team iRaceWin	29	14	14	14	14	14	14	51	51	51	51	51	51	51	51	51	51	51	51	51	51	51	51	51	51	51	51	51	51	51	51	51	51	51	

Weather / Track : Sunny / Dry

Chang International
Circuit Length = 4.554 km
Start: 13:03 Flag 14:03 End: 14:09

Blancpain GT Series Asia 2018

RACE 2 - POSITION CHART

No	Name	Lap					
		Pos	33	34	35	36	37
888	GruppeM Racing Team	1	888	888	888	888	888
28	HubAuto Corsa	2	19	19	19	19	19
7	Absolute Racing	3	18	18	18	23	23
37	Absolute Racing	4	23	23	23	18	18
27	HubAuto Corsa	5	3	3	3	3	3
999	GruppeM Racing Team	6	27	27	27	27	27
8	ARN Racing	7	911	911	911	911	37
18	KCMG	8	37	37	37	37	911
19	FFF Racing Team by A	9	5	5	5	5	5
23	KCMG	10	63	63	63	63	63
86	OD Racing Team WRT	11	97	97	97	97	97
3	Absolute Racing	12	991	991	991	991	991
5	Phoenix Racing Asia	13	28	8	8	8	999
911	Craft Bamboo Racing	14	8	999	999	999	8
97	Indigo Racing	15	86	28	28	86	86
51	AMAC Motorsport	16	999	86	86	28	28
991	Craft Bamboo Racing	17	7	7	7	7	7
45	KCMG	18	45	45	45	45	
63	FFF Racing Team by A	19	666				
666	GruppeM Racing Team	20	72				
81	BMW Team Studie	21					
82	BMW Team Studie	22					
22	JWD Unixx Racing Tea	23					
77	Craft Bamboo Racing	24					
11	TTR Team SARD	25					
80	Racing Spirit Thailand	26					
17	Taiwan Top Speed Rac	27					
14	Morseng Racing Team	28					
72	Team iRaceWin	29					

Weather / Track : Sunny / Dry

Results can be found at www.tsl-timing.com

Page 2 of 2

Chang International
Circuit Length = 4.554 km
Start: 13:03 Flag 14:03 End: 14:09

Printed - 14:15 Sunday, 13 May 2018

Blancpain GT Series Asia 2018

RACE 2 - BEST SPEEDS

POS	NO	NAME	VMAX	KPH
1	63	FFF Racing Team by ACM		254.1
2	19	FFF Racing Team by ACM		253.5
3	27	HubAuto Corsa		253.5
4	23	KCMG		252.9
5	18	KCMG		252.9
6	911	Craft Bamboo Racing		252.9
7	86	OD Racing Team WRT		252.9
8	28	HubAuto Corsa		252.9
9	5	Phoenix Racing Asia		252.3
10	999	GruppeM Racing Team		252.3
11	8	ARN Racing		252.3
12	991	Craft Bamboo Racing		251.7
13	3	Absolute Racing		251.1
14	97	Indigo Racing		250.5
15	888	GruppeM Racing Team		250.0
16	7	Absolute Racing		250.0
17	45	KCMG		250.0
18	37	Absolute Racing		249.4
19	51	AMAC Motorsport		248.2
20	72	Team iRaceWin		232.2
21	81	BMW Team Studie		232.2
22	666	GruppeM Racing Team		231.7
23	82	BMW Team Studie		230.7
24	11	TTR Team SARD		229.2
25	77	Craft Bamboo Racing		228.8
26	22	JWD Unixx Racing Team		228.8
27	17	Taiwan Top Speed Racing Team		228.3
28	80	Racing Spirit Thailand		227.8
29	14	Morseng Racing Team		227.3

Weather / Track : Sunny / Dry

Results can be found at www.tsl-timing.com

Chang International
Circuit Length = 4.554 km
Start: 13:03 Flag 14:03 End: 14:09

Printed - 14:14 Sunday, 13 May 2018

Blancpain GT Series Asia 2018

RACE 2 - BEST SECTORS

SECTOR 1				SECTOR 2				SECTOR 3				IDEAL / BEST COMPARISON			
POS	NO	NAME	TIME	NO	NAME	TIME	NO	NAME	TIME	POS	NO	NAME	IDEAL	BEST	DIFF
													PERFECT LAP	1:33.424	
1	23	KCMG	22.273	888	GruppeM Racing Te	34.833	888	GruppeM Racing Te	36.317	1	888	GruppeM Racing Te	1:33.667	1:33.863	0.196
2	18	KCMG	22.328	28	HubAuto Corsa	34.876	999	GruppeM Racing Te	36.557	2	28	HubAuto Corsa	1:33.812	1:33.928	0.115
3	28	HubAuto Corsa	22.361	19	FFF Racing Team b	34.945	28	HubAuto Corsa	36.574	3	23	KCMG	1:33.958	1:34.089	0.130
4	19	FFF Racing Team b	22.398	23	KCMG	35.001	19	FFF Racing Team b	36.626	4	19	FFF Racing Team by	1:33.969	1:34.361	0.392
5	63	FFF Racing Team b	22.403	18	KCMG	35.061	27	HubAuto Corsa	36.659	5	999	GruppeM Racing Te	1:34.112	1:34.224	0.112
6	27	HubAuto Corsa	22.441	27	HubAuto Corsa	35.072	37	Absolute Racing	36.667	6	27	HubAuto Corsa	1:34.172	1:34.418	0.245
7	999	GruppeM Racing Te	22.450	63	FFF Racing Team b	35.090	23	KCMG	36.683	7	18	KCMG	1:34.208	1:34.301	0.093
8	97	Indigo Racing	22.513	999	GruppeM Racing Te	35.105	63	FFF Racing Team b	36.774	8	63	FFF Racing Team by	1:34.268	1:34.686	0.418
9	888	GruppeM Racing Te	22.516	37	Absolute Racing	35.136	18	KCMG	36.818	9	37	Absolute Racing	1:34.410	1:34.544	0.133
10	8	ARN Racing	22.530	97	Indigo Racing	35.168	86	OD Racing Team W	36.838	10	86	OD Racing Team WR	1:34.753	1:34.902	0.148
11	5	Phoenix Racing Asi	22.537	86	OD Racing Team W	35.270	7	Absolute Racing	36.859	11	8	ARN Racing	1:34.798	1:35.010	0.212
12	911	Craft Bamboo Racin	22.606	3	Absolute Racing	35.289	3	Absolute Racing	36.873	12	97	Indigo Racing	1:34.810	1:35.247	0.437
13	37	Absolute Racing	22.607	7	Absolute Racing	35.315	8	ARN Racing	36.873	13	7	Absolute Racing	1:34.812	1:34.956	0.144
14	991	Craft Bamboo Racin	22.615	8	ARN Racing	35.394	5	Phoenix Racing Asi	36.986	14	3	Absolute Racing	1:34.843	1:34.987	0.144
15	7	Absolute Racing	22.638	5	Phoenix Racing Asi	35.510	97	Indigo Racing	37.128	15	5	Phoenix Racing Asia	1:35.033	1:35.443	0.409
16	86	OD Racing Team W	22.644	991	Craft Bamboo Racin	35.539	991	Craft Bamboo Racin	37.206	16	991	Craft Bamboo Racing	1:35.360	1:35.728	0.368
17	3	Absolute Racing	22.681	45	KCMG	35.563	911	Craft Bamboo Racin	37.210	17	911	Craft Bamboo Racing	1:35.477	1:35.674	0.197
18	45	KCMG	22.902	911	Craft Bamboo Racin	35.661	45	KCMG	37.661	18	45	KCMG	1:36.127	1:36.262	0.135
19	51	AMAC Motorsport	23.012	51	AMAC Motorsport	36.117	51	AMAC Motorsport	38.067	19	51	AMAC Motorsport	1:37.197	1:37.399	0.202
20	72	Team iRaceWin	24.960	666	GruppeM Racing Te	38.888	666	GruppeM Racing Te	40.525	20	666	GruppeM Racing Te	1:44.457	1:44.825	0.367
21	666	GruppeM Racing Te	25.043	72	Team iRaceWin	39.115	72	Team iRaceWin	40.667	21	72	Team iRaceWin	1:44.743	1:44.874	0.130
22	81	BMW Team Studie	25.157	81	BMW Team Studie	39.487	81	BMW Team Studie	40.711	22	81	BMW Team Studie	1:45.356	1:45.916	0.559
23	82	BMW Team Studie	25.239	82	BMW Team Studie	39.762	77	Craft Bamboo Racin	41.691	23	82	BMW Team Studie	1:46.771	1:47.406	0.635
24	17	Taiwan Top Speed I	25.445	77	Craft Bamboo Racin	39.870	82	BMW Team Studie	41.769	24	77	Craft Bamboo Racing	1:47.176	1:47.451	0.275
25	11	TTR Team SARD	25.609	11	TTR Team SARD	39.905	22	JWD Unixx Racing T	41.812	25	11	TTR Team SARD	1:47.446	1:48.097	0.650
26	14	Morseng Racing Te	25.612	22	JWD Unixx Racing T	39.988	17	Taiwan Top Speed I	41.871	26	22	JWD Unixx Racing Te	1:47.459	1:47.663	0.204
27	77	Craft Bamboo Racin	25.615	17	Taiwan Top Speed I	40.204	11	TTR Team SARD	41.931	27	17	Taiwan Top Speed R	1:47.520	1:48.611	1.091
28	22	JWD Unixx Racing T	25.659	80	Racing Spirit Thaila	40.370	14	Morseng Racing Te	41.974	28	14	Morseng Racing Te	1:48.030	1:48.123	0.093
29	80	Racing Spirit Thaila	25.798	14	Morseng Racing Te	40.444	80	Racing Spirit Thaila	42.320	29	80	Racing Spirit Thailand	1:48.488	1:49.145	0.656

Weather / Track : Sunny / Dry

Chang International

Circuit Length = 4.554 km

Start: 13:03 Flag 14:03 End: 14:09

Results can be found at www.tsl-timing.com

Printed - 14:13 Sunday, 13 May 2018

Blancpain GT Series Asia 2018

RACE 2 - DRIVER STATISTICS

POS	NO	CL	PIC	TEAM / DRIVERS	CAR	LAPS	RACE TIME	%	BEST	ON	KPH
1	888	GT3PA	1	GruppeM Racing Team (HKG) Alexander MATTSCHULL (DEU) Maximilian BUHK (DEU)	Mercedes-AMG GT3	37	1:00:16.573				
						16	25:35.456	42.46	1:34.907	34	172.74
						21	33:10.110	55.03	1:33.863	3	174.66
2	19	GT3S	1	FFF Racing Team by ACM (CHN) Dennis LIND (DNK) Martin KODRIC (HRV)	Lamborghini Huracan GT3	37	1:00:20.350				
						20	31:34.600	52.33	1:34.361	21	173.73
						17	28:45.750	47.67	1:34.981	6	172.60
3	23	GT3S	2	KCMG (HKG) Edoardo LIBERATI (ITA) Florian STRAUSS (DEU)	Nissan GT-R NISMO GT3	37	1:00:41.393				
						19	30:05.851	49.59	1:34.089	30	174.24
						18	29:58.613	49.39	1:34.688	4	173.14
4	18	GT3PA	2	KCMG (HKG) Yuke TANIGUCHI (JPN) Tsugio MATSUDA (JPN)	Nissan GT-R NISMO GT3	37	1:00:42.832				
						16	25:48.515	42.51	1:35.411	28	171.82
						21	34:42.145	57.16	1:34.301	6	173.85
5	3	GT3S	3	Absolute Racing (HKG) Martin RUMP (EST) Franky CHENG (CHN)	Audi R8 LMS GT3	37	1:00:43.214				
						21	33:25.020	55.03	1:34.987	32	172.59
						16	27:07.416	44.67	1:35.388	4	171.87
6	27	GT3S	4	HubAuto Corsa (TPE) Hongli YE (CHN) Nick FOSTER (AUS)	Ferrari 488 GT3	37	1:00:50.258				
						19	30:04.975	49.45	1:34.418	21	173.63
						18	30:20.823	49.88	1:34.491	4	173.50
7	37	GT3PA	3	Absolute Racing (HKG) Anthony LIU (CHN) Josh BURDON (HKG)	Audi R8 LMS GT3	37	1:00:53.574				
						16	25:30.440	41.89	1:35.236	32	172.14
						21	34:57.874	57.42	1:34.544	11	173.40
8	911	GT3S	5	Craft Bamboo Racing (HKG) Sandy STUVIK (THA) Shae DAVIES (AUS)	Porsche 991 GT3R	37	1:00:54.394				
						20	32:02.947	52.62	1:35.682	25	171.34
						17	28:40.538	47.08	1:35.674	10	171.35
9	5	GT3S	6	Phoenix Racing Asia (HKG) Marchy LEE (HKG) Alex YOONG (MYS)	Audi R8 LMS GT3	37	1:01:00.108				
						17	27:15.175	44.68	1:35.443	26	171.77
						20	33:34.339	55.03	1:35.573	13	171.53
10	63	GT3PA	4	FFF Racing Team by ACM (CHN) Hiroshi HAMAGUCHI (JPN) Marco MAPELLI (CHE)	Lamborghini Huracan GT3	37	1:01:02.204				
						16	25:34.709	41.91	1:34.785	28	172.96
						21	34:52.020	57.12	1:34.686	18	173.14
11	97	GT3PA	5	Indigo Racing (KOR) Juwon SEO (KOR) Roelof BRUINS (NDL)	Mercedes-AMG GT3	37	1:01:05.180				
						17	27:17.458	44.68	1:35.247	34	172.12
						20	33:47.722	55.32	1:35.320	13	171.99
12	991	GT3S	7	Craft Bamboo Racing (HKG) Aidan READ (AUS) Darryl O'YOUNG (HKG)	Porsche 991 GT3R	37	1:01:11.744				
						21	33:44.566	55.14	1:35.728	20	171.26
						16	27:27.178	44.86	1:36.136	11	170.53
13	999	GT3S	8	GruppeM Racing Team (HKG) Patric NIEDERHAUSER (CHE) Markus POMMER (DEU)	Mercedes-AMG GT3	37	1:01:11.778				
						17	27:03.853	44.23	1:34.224	30	173.99
						20	33:33.002	54.82	1:34.951	18	172.66
14	8	GT3PA	6	ARN Racing (JPN) Hiroaki NAGAI (JPN) Daisuke ITO (JPN)	Ferrari 488 GT3	37	1:01:12.128				
						17	27:31.072	44.96	1:35.849	29	171.04
						20	33:30.632	54.75	1:35.010	4	172.55
15	86	GT3S	9	OD Racing Team WRT (MYS) Aditya PATEL (IND) Mitchell GILBERT (MYS)	Audi R8 LMS GT3	37	1:01:18.132				
						18	28:49.131	47.01	1:34.902	23	172.75
						19	32:01.580	52.24	1:35.522	4	171.62
16	28	GT3PA	7	HubAuto Corsa (TPE) Morris CHEN (TPE) Tim SLADE (AUS)	Ferrari 488 GT3	37	1:01:19.668				
						17	28:09.342	45.91	1:36.754	37	169.44
						20	32:58.782	53.78	1:33.928	3	174.54
17	7	GT3PA	8	Absolute Racing (HKG) Andrew KIM (KOR) Adderly FONG (HKG)	Audi R8 LMS GT3	37	1:01:24.052				
						17	27:35.945	44.95	1:36.120	27	170.56
						20	33:12.035	54.07	1:34.956	4	172.65
18	45	GT3AM	1	KCMG (HKG) Naoto TAKEDA (JPN) Takuya SHIRASAKA (JPN)	Audi R8 LMS GT3	36	1:01:48.993				
						19	32:25.592	52.46	1:40.393	22	163.30
						17	29:23.401	47.54	1:36.262	6	170.30
19	666	GT4AM	1	GruppeM Racing Team (HKG) Reinhold RENGGER (DEU)	Mercedes-AMG GT4	33	1:00:49.142				
						33	58:19.690	95.90	1:44.825	6	156.39

Chang International
Circuit Length = 4.554 km
Start: 13:03 Flag 14:03 End: 14:09

Weather / Track : Sunny / Dry

Blancpain GT Series Asia 2018

RACE 2 - DRIVER STATISTICS

POS	NO	CL	PIC	TEAM / DRIVERS	CAR	LAPS	RACE TIME	%	BEST	ON	KPH
20	72	GT4AM	2	Team iRaceWin (TPE) Ringo CHONG (SGP) Gilles VANNELET (FRA)	Mercedes-AMG GT4	33	1:01:13.469				
						14	25:14.728	41.23	1:47.678	28	152.25
						19	35:42.624	58.33	1:44.874	5	156.32
21	82	GT4AM	3	BMW Team Studie (JPN) Ken URATA (JPN) Max CHEN (TPE)	BMW M4 GT4	32	1:00:17.431				
						17	30:57.696	51.35	1:47.900	24	151.93
						15	29:09.109	48.35	1:47.406	5	152.63
22	77	GT4AM	4	Craft Bamboo Racing (HKG) Frank YU (HKG) Jean Marc MERLIN (FRA)	Porsche Cayman GT4 Clubsport MR	32	1:00:35.600				
						17	31:02.421	51.23	1:48.474	23	151.13
						15	29:22.416	48.48	1:47.451	5	152.57
23	17	GT4AM	5	Taiwan Top Speed Racing Team (TWN) Keo CHANG (TPE) Jeff LU (TPE)	Porsche Cayman GT4 Clubsport MR	32	1:01:00.456				
						18	32:53.803	53.92	1:48.902	23	150.54
						14	27:56.196	45.79	1:48.611	9	150.94
24	80	GT4AM	6	Racing Spirit Thailand (THA) Sontaya KUNPLOME (THA) Preeda TANTEM SAPYA (THA)	Porsche Cayman GT4 Clubsport MR	31	1:00:29.146				
						14	26:42.178	44.15	1:50.757	19	148.02
						17	33:46.968	55.85	1:49.145	8	150.20
25	14	GT4AM	7	Morseng Racing Team (THA) Chayapon YOTHA (THA) Tosaphol PHAMYAI (THA)	Porsche Cayman GT4 Clubsport MR	29	55:57.280				
						15	27:22.866	48.93	1:48.123	26	151.62
						14	28:34.414	51.07	1:49.665	8	149.49
26	22	GT4AM	8	JWD Unixx Racing Team (THA) Charvanin BUNDITKITSADA (THA) Pitsanu SIRIMONGKOLKASEM (THA)	Porsche Cayman GT4 Clubsport MR	29	55:57.608				
						14	25:34.432	45.70	1:48.743	19	150.76
						15	30:23.176	54.30	1:47.663	2	152.27
27	51	GT3AM	2	AMAC Motorsport (AUS) Andrew MACPHERSON (AUS) William PORTER (AUS)	Lamborghini Huracan GT3	23	55:58.230				
						8	13:58.804	24.98	1:42.695	17	159.64
						15	28:52.848	51.60	1:37.399	2	168.32
28	11	GT4AM	9	TTR Team SARD (HKG) Tony FONG (HKG) Brian LEE (TPE)	Porsche Cayman GT4 Clubsport MR	16	29:29.776				
						0	0.000	0.00		0	
						16	29:29.776	100.00	1:48.097	2	151.66
29	81	GT4AM	10	BMW Team Studie (JPN) Sunako JUKUCHOU (JPN) Takayuki KINOSHITA (JPN)	BMW M4 GT4	11	20:06.674				
						0	0.000	0.00		0	
						11	20:06.674	100.00	1:45.916	5	154.78

*Car 72 - Technical infringement Series Regulation Article 4.2.1. Start from the back of the grid for both races.

Blancpain GT Series Asia 2018

RACE 2 - PIT STOP ANALYSIS

P1	888 GT3PA	GruppeM Racing Team						Mercedes-AMG GT3
D1: Alexander MATTSCHULL		Total Stint: 16 Laps - 25:35.456 (42.46%)				Best Lap: 1:34.907 On Lap 34 @ 172.74 kph		
D2: Maximilian BUHK		Total Stint: 21 Laps - 33:10.110 (55.03%)				Best Lap: 1:33.863 On Lap 3 @ 174.66 kph		
STOP	IN TIME	DRIVER IN	STINT TIME	STOP TIME	TOTAL STOP TIME	OUT TIME	DRIVER OUT	
1 -	13:36:23.242	Alexander MATTSCHULL	33:10.110	1:31.007	1:31.007	13:37:54.249	Alexander MATTSCHULL	
-	Finish	Alexander MATTSCHULL	25:35.456					
P2	19 GT3S	FFF Racing Team by ACM						Lamborghini Huracan GT3
D1: Dennis LIND		Total Stint: 20 Laps - 31:34.600 (52.33%)				Best Lap: 1:34.361 On Lap 21 @ 173.73 kph		
D2: Martin KODRIC		Total Stint: 17 Laps - 28:45.750 (47.67%)				Best Lap: 1:34.981 On Lap 6 @ 172.60 kph		
STOP	IN TIME	DRIVER IN	STINT TIME	STOP TIME	TOTAL STOP TIME	OUT TIME	DRIVER OUT	
1 -	13:30:26.906	Martin KODRIC	27:13.774	1:31.976	1:31.976	13:31:58.882	Dennis LIND	
-	Finish	Dennis LIND	31:34.600					
P3	23 GT3S	KCMG						Nissan GT-R NISMO GT3
D1: Edoardo LIBERATI		Total Stint: 19 Laps - 30:05.851 (49.59%)				Best Lap: 1:34.089 On Lap 30 @ 174.24 kph		
D2: Florian STRAUSS		Total Stint: 18 Laps - 29:58.613 (49.39%)				Best Lap: 1:34.688 On Lap 4 @ 173.14 kph		
STOP	IN TIME	DRIVER IN	STINT TIME	STOP TIME	TOTAL STOP TIME	OUT TIME	DRIVER OUT	
1 -	13:22:20.756	Florian STRAUSS	19:07.624	25.642	25.642	13:22:46.398	Florian STRAUSS	
2 -	13:32:17.411	Florian STRAUSS	9:31.013	1:31.263	1:56.905	13:33:48.674	Edoardo LIBERATI	
-	Finish	Edoardo LIBERATI	30:05.851					
P4	18 GT3PA	KCMG						Nissan GT-R NISMO GT3
D1: Yuke TANIGUCHI		Total Stint: 16 Laps - 25:48.515 (42.51%)				Best Lap: 1:35.411 On Lap 28 @ 171.82 kph		
D2: Tsugio MATSUDA		Total Stint: 21 Laps - 34:42.145 (57.16%)				Best Lap: 1:34.301 On Lap 6 @ 173.85 kph		
STOP	IN TIME	DRIVER IN	STINT TIME	STOP TIME	TOTAL STOP TIME	OUT TIME	DRIVER OUT	
1 -	13:36:36.316	Tsugio MATSUDA	33:23.184	1:31.133	1:31.133	13:38:07.449	Yuke TANIGUCHI	
-	Finish	Yuke TANIGUCHI	25:48.515					
P5	3 GT3S	Absolute Racing						Audi R8 LMS GT3
D1: Martin RUMP		Total Stint: 21 Laps - 33:25.020 (55.03%)				Best Lap: 1:34.987 On Lap 32 @ 172.59 kph		
D2: Franky CHENG		Total Stint: 16 Laps - 27:07.416 (44.67%)				Best Lap: 1:35.388 On Lap 4 @ 171.87 kph		
STOP	IN TIME	DRIVER IN	STINT TIME	STOP TIME	TOTAL STOP TIME	OUT TIME	DRIVER OUT	
1 -	13:28:55.799	Franky CHENG	25:42.667	1:35.527	1:35.527	13:30:31.326	Martin RUMP	
-	Finish	Martin RUMP	33:25.020					
P6	27 GT3S	HubAuto Corsa						Ferrari 488 GT3
D1: Hongli YE		Total Stint: 19 Laps - 30:04.975 (49.45%)				Best Lap: 1:34.418 On Lap 21 @ 173.63 kph		
D2: Nick FOSTER		Total Stint: 18 Laps - 30:20.823 (49.88%)				Best Lap: 1:34.491 On Lap 4 @ 173.50 kph		
STOP	IN TIME	DRIVER IN	STINT TIME	STOP TIME	TOTAL STOP TIME	OUT TIME	DRIVER OUT	
1 -	13:31:52.319	Nick FOSTER	28:39.187	1:41.636	1:41.636	13:33:33.955	Hongli YE	
2 -	13:55:46.252	Hongli YE	22:12.297	24.460	2:06.096	13:56:10.712	Hongli YE	
-	Finish	Hongli YE	7:52.678					
P7	37 GT3PA	Absolute Racing						Audi R8 LMS GT3
D1: Anthony LIU		Total Stint: 16 Laps - 25:30.440 (41.89%)				Best Lap: 1:35.236 On Lap 32 @ 172.14 kph		
D2: Josh BURDON		Total Stint: 21 Laps - 34:57.874 (57.42%)				Best Lap: 1:34.544 On Lap 11 @ 173.40 kph		
STOP	IN TIME	DRIVER IN	STINT TIME	STOP TIME	TOTAL STOP TIME	OUT TIME	DRIVER OUT	
1 -	13:36:40.693	Josh BURDON	33:27.561	1:30.313	1:30.313	13:38:11.006	Anthony LIU	
2 -	13:49:25.007	Anthony LIU	11:14.001	25.260	1:55.573	13:49:50.267	Anthony LIU	
-	Finish	Anthony LIU	14:16.439					
P8	911 GT3S	Craft Bamboo Racing						Porsche 991 GT3R
D1: Sandy STUVIK		Total Stint: 20 Laps - 32:02.947 (52.62%)				Best Lap: 1:35.682 On Lap 25 @ 171.34 kph		
D2: Shae DAVIES		Total Stint: 17 Laps - 28:40.538 (47.08%)				Best Lap: 1:35.674 On Lap 10 @ 171.35 kph		
STOP	IN TIME	DRIVER IN	STINT TIME	STOP TIME	TOTAL STOP TIME	OUT TIME	DRIVER OUT	
1 -	13:30:34.242	Shae DAVIES	27:21.110	1:30.337	1:30.337	13:32:04.579	Sandy STUVIK	
-	Finish	Sandy STUVIK	32:02.947					

Weather / Track : Sunny / Dry

Chang International
Circuit Length = 4.554 km
Start: 13:03 Flag 14:03 End: 14:09

Blancpain GT Series Asia 2018

RACE 2 - PIT STOP ANALYSIS

P9	5 GT3S	Phoenix Racing Asia	Audi R8 LMS GT3
D1: Marchy LEE		Total Stint: 17 Laps - 27:15.175 (44.68%)	Best Lap: 1:35.443 On Lap 26 @ 171.77 kph
D2: Alex YOONG		Total Stint: 20 Laps - 33:34.339 (55.03%)	Best Lap: 1:35.573 On Lap 13 @ 171.53 kph

STOP	IN TIME	DRIVER IN	STINT TIME	STOP TIME	TOTAL STOP TIME	OUT TIME	DRIVER OUT
1 -	13:35:24.038	Alex YOONG	32:10.906	1:34.027	1:34.027	13:36:58.065	Marchy LEE
-	Finish	Marchy LEE	27:15.175				

P10	63 GT3PA	FFF Racing Team by ACM	Lamborghini Huracan GT3
D1: Hiroshi HAMAGUCHI		Total Stint: 16 Laps - 25:34.709 (41.91%)	Best Lap: 1:34.785 On Lap 28 @ 172.96 kph
D2: Marco MAPELLI		Total Stint: 21 Laps - 34:52.020 (57.12%)	Best Lap: 1:34.686 On Lap 18 @ 173.14 kph

STOP	IN TIME	DRIVER IN	STINT TIME	STOP TIME	TOTAL STOP TIME	OUT TIME	DRIVER OUT
1 -	13:36:42.482	Marco MAPELLI	33:29.350	1:22.670	1:22.670	13:38:05.152	Hiroshi HAMAGUCHI
2 -	13:52:32.380	Hiroshi HAMAGUCHI	14:27.228	35.475	1:58.145	13:53:07.855	Hiroshi HAMAGUCHI
-	Finish	Hiroshi HAMAGUCHI	11:07.481				

P11	97 GT3PA	Indigo Racing	Mercedes-AMG GT3
D1: Juwon SEO		Total Stint: 17 Laps - 27:17.458 (44.68%)	Best Lap: 1:35.247 On Lap 34 @ 172.12 kph
D2: Roelof BRUINS		Total Stint: 20 Laps - 33:47.722 (55.32%)	Best Lap: 1:35.320 On Lap 13 @ 171.99 kph

STOP	IN TIME	DRIVER IN	STINT TIME	STOP TIME	TOTAL STOP TIME	OUT TIME	DRIVER OUT
1 -	13:35:24.810	Roelof BRUINS	32:11.678	1:36.044	1:36.044	13:37:00.854	Juwon SEO
-	Finish	Juwon SEO	27:17.458				

P12	991 GT3S	Craft Bamboo Racing	Porsche 991 GT3R
D1: Aidan READ		Total Stint: 21 Laps - 33:44.566 (55.14%)	Best Lap: 1:35.728 On Lap 20 @ 171.26 kph
D2: Darryl O'YOUNG		Total Stint: 16 Laps - 27:27.178 (44.86%)	Best Lap: 1:36.136 On Lap 11 @ 170.53 kph

STOP	IN TIME	DRIVER IN	STINT TIME	STOP TIME	TOTAL STOP TIME	OUT TIME	DRIVER OUT
1 -	13:29:09.946	Darryl O'YOUNG	25:56.814	1:30.364	1:30.364	13:30:40.310	Aidan READ
-	Finish	Aidan READ	33:44.566				

P13	999 GT3S	GruppeM Racing Team	Mercedes-AMG GT3
D1: Patric NIEDERHAUSER		Total Stint: 17 Laps - 27:03.853 (44.23%)	Best Lap: 1:34.224 On Lap 30 @ 173.99 kph
D2: Markus POMMER		Total Stint: 20 Laps - 33:33.002 (54.82%)	Best Lap: 1:34.951 On Lap 18 @ 172.66 kph

STOP	IN TIME	DRIVER IN	STINT TIME	STOP TIME	TOTAL STOP TIME	OUT TIME	DRIVER OUT
1 -	13:35:10.022	Markus POMMER	31:56.890	1:46.560	1:46.560	13:36:56.582	Patric NIEDERHAUSER
2 -	13:48:06.070	Patric NIEDERHAUSER	11:09.488	24.475	2:11.035	13:48:30.545	Patric NIEDERHAUSER
-	Finish	Patric NIEDERHAUSER	15:54.365				

P14	8 GT3PA	ARN Racing	Ferrari 488 GT3
D1: Hiroaki NAGAI		Total Stint: 17 Laps - 27:31.072 (44.96%)	Best Lap: 1:35.849 On Lap 29 @ 171.04 kph
D2: Daisuke ITO		Total Stint: 20 Laps - 33:30.632 (54.75%)	Best Lap: 1:35.010 On Lap 4 @ 172.55 kph

STOP	IN TIME	DRIVER IN	STINT TIME	STOP TIME	TOTAL STOP TIME	OUT TIME	DRIVER OUT
1 -	13:35:12.159	Daisuke ITO	31:59.027	1:42.029	1:42.029	13:36:54.188	Hiroaki NAGAI
-	Finish	Hiroaki NAGAI	27:31.072				

P15	86 GT3S	OD Racing Team WRT	Audi R8 LMS GT3
D1: Aditya PATEL		Total Stint: 18 Laps - 28:49.131 (47.01%)	Best Lap: 1:34.902 On Lap 23 @ 172.75 kph
D2: Mitchell GILBERT		Total Stint: 19 Laps - 32:01.580 (52.24%)	Best Lap: 1:35.522 On Lap 4 @ 171.62 kph

STOP	IN TIME	DRIVER IN	STINT TIME	STOP TIME	TOTAL STOP TIME	OUT TIME	DRIVER OUT
1 -	13:33:44.922	Mitchell GILBERT	30:31.790	1:29.790	1:29.790	13:35:14.712	Aditya PATEL
2 -	13:52:46.020	Aditya PATEL	17:31.308	27.421	1:57.211	13:53:13.441	Aditya PATEL
-	Finish	Aditya PATEL	11:17.823				

P16	28 GT3PA	HubAuto Corsa	Ferrari 488 GT3
D1: Morris CHEN		Total Stint: 17 Laps - 28:09.342 (45.91%)	Best Lap: 1:36.754 On Lap 37 @ 169.44 kph
D2: Tim SLADE		Total Stint: 20 Laps - 32:58.782 (53.78%)	Best Lap: 1:33.928 On Lap 3 @ 174.54 kph

STOP	IN TIME	DRIVER IN	STINT TIME	STOP TIME	TOTAL STOP TIME	OUT TIME	DRIVER OUT
1 -	13:34:51.383	Tim SLADE	31:38.251	1:32.075	1:32.075	13:36:23.458	Morris CHEN
-	Finish	Morris CHEN	28:09.342				

Weather / Track : Sunny / Dry

Chang International
Circuit Length = 4.554 km
Start: 13:03 Flag 14:03 End: 14:09

Blancpain GT Series Asia 2018

RACE 2 - PIT STOP ANALYSIS

P17	7	GT3PA	Absolute Racing					Audi R8 LMS GT3
D1: Andrew KIM			Total Stint: 17 Laps - 27:35.945 (44.95%)					Best Lap: 1:36.120 On Lap 27 @ 170.56 kph
D2: Adderly FONG			Total Stint: 20 Laps - 33:12.035 (54.07%)					Best Lap: 1:34.956 On Lap 4 @ 172.65 kph
STOP	IN TIME	DRIVER IN	STINT TIME	STOP TIME	TOTAL STOP TIME	OUT TIME	DRIVER OUT	
1 -	13:23:58.520	Adderly FONG	20:45.388	25.205	25.205	13:24:23.725	Adderly FONG	
2 -	13:35:30.199	Adderly FONG	11:06.474	1:31.040	1:56.245	13:37:01.239	Andrew KIM	
-	Finish	Andrew KIM	27:35.945					
P18	45	GT3AM	KCMG					Audi R8 LMS GT3
D1: Naoto TAKEDA			Total Stint: 19 Laps - 32:25.592 (52.46%)					Best Lap: 1:40.393 On Lap 22 @ 163.30 kph
D2: Takuya SHIRASAKA			Total Stint: 17 Laps - 29:23.401 (47.54%)					Best Lap: 1:36.262 On Lap 6 @ 170.30 kph
STOP	IN TIME	DRIVER IN	STINT TIME	STOP TIME	TOTAL STOP TIME	OUT TIME	DRIVER OUT	
1 -	13:31:01.948	Takuya SHIRASAKA	27:48.816	1:34.585	1:34.585	13:32:36.533	Naoto TAKEDA	
-	Finish	Naoto TAKEDA	32:25.592					
P19	666	GT4AM	GruppeM Racing Team					Mercedes-AMG GT4
D2: Reinhold RENGER			Total Stint: 33 Laps - 58:19.690 (95.9%)					Best Lap: 1:44.825 On Lap 6 @ 156.39 kph
STOP	IN TIME	DRIVER IN	STINT TIME	STOP TIME	TOTAL STOP TIME	OUT TIME	DRIVER OUT	
1 -	13:29:44.562	Reinhold RENGER	26:31.430	2:29.452	2:29.452	13:32:14.014	Reinhold RENGER	
-	Finish	Reinhold RENGER	31:48.260					
P20	72	GT4AM	Team iRaceWin					Mercedes-AMG GT4
D1: Ringo CHONG			Total Stint: 14 Laps - 25:14.728 (41.23%)					Best Lap: 1:47.678 On Lap 28 @ 152.25 kph
D2: Gilles VANNELET			Total Stint: 19 Laps - 35:42.624 (58.33%)					Best Lap: 1:44.874 On Lap 5 @ 156.32 kph
STOP	IN TIME	DRIVER IN	STINT TIME	STOP TIME	TOTAL STOP TIME	OUT TIME	DRIVER OUT	
1 -	13:36:52.119	Gilles VANNELET	33:38.987	2:19.754	2:19.754	13:39:11.873	Ringo CHONG	
-	Finish	Ringo CHONG	25:14.728					
P21	82	GT4AM	BMW Team Studie					BMW M4 GT4
D1: Ken URATA			Total Stint: 17 Laps - 30:57.696 (51.35%)					Best Lap: 1:47.900 On Lap 24 @ 151.93 kph
D2: Max CHEN			Total Stint: 15 Laps - 29:09.109 (48.35%)					Best Lap: 1:47.406 On Lap 5 @ 152.63 kph
STOP	IN TIME	DRIVER IN	STINT TIME	STOP TIME	TOTAL STOP TIME	OUT TIME	DRIVER OUT	
1 -	13:30:25.641	Max CHEN	27:12.509	2:07.226	2:07.226	13:32:32.867	Ken URATA	
-	Finish	Ken URATA	30:57.696					
P22	77	GT4AM	Craft Bamboo Racing					Porsche Cayman GT4 Clubsport MR
D1: Frank YU			Total Stint: 17 Laps - 31:02.421 (51.23%)					Best Lap: 1:48.474 On Lap 23 @ 151.13 kph
D2: Jean Marc MERLIN			Total Stint: 15 Laps - 29:22.416 (48.48%)					Best Lap: 1:47.451 On Lap 5 @ 152.57 kph
STOP	IN TIME	DRIVER IN	STINT TIME	STOP TIME	TOTAL STOP TIME	OUT TIME	DRIVER OUT	
1 -	13:30:29.706	Jean Marc MERLIN	27:16.574	2:16.605	2:16.605	13:32:46.311	Frank YU	
-	Finish	Frank YU	31:02.421					
P23	17	GT4AM	Taiwan Top Speed Racing Team					Porsche Cayman GT4 Clubsport MR
D1: Keo CHANG			Total Stint: 18 Laps - 32:53.803 (53.92%)					Best Lap: 1:48.902 On Lap 23 @ 150.54 kph
D2: Jeff LU			Total Stint: 14 Laps - 27:56.196 (45.79%)					Best Lap: 1:48.611 On Lap 9 @ 150.94 kph
STOP	IN TIME	DRIVER IN	STINT TIME	STOP TIME	TOTAL STOP TIME	OUT TIME	DRIVER OUT	
1 -	13:29:11.451	Jeff LU	25:58.319	2:08.334	2:08.334	13:31:19.785	Keo CHANG	
-	Finish	Keo CHANG	32:53.803					
P24	80	GT4AM	Racing Spirit Thailand					Porsche Cayman GT4 Clubsport MR
D1: Sontaya KUNPLOME			Total Stint: 14 Laps - 26:42.178 (44.15%)					Best Lap: 1:50.757 On Lap 19 @ 148.02 kph
D2: Preeda TANEMSAPYA			Total Stint: 17 Laps - 33:46.968 (55.85%)					Best Lap: 1:49.145 On Lap 8 @ 150.20 kph
STOP	IN TIME	DRIVER IN	STINT TIME	STOP TIME	TOTAL STOP TIME	OUT TIME	DRIVER OUT	
1 -	13:34:42.778	Preeda TANEMSAPYA	31:29.646	2:17.322	2:17.322	13:37:00.100	Sontaya KUNPLOME	
-	Finish	Sontaya KUNPLOME	26:42.178					
P25	14	GT4AM	Morseng Racing Team					Porsche Cayman GT4 Clubsport MR
D1: Chayapon YOTHA			Total Stint: 15 Laps - 27:22.866 (48.93%)					Best Lap: 1:48.123 On Lap 26 @ 151.62 kph
D2: Tosaphol PHAMYAI			Total Stint: 14 Laps - 28:34.414 (51.07%)					Best Lap: 1:49.665 On Lap 8 @ 149.49 kph
STOP	IN TIME	DRIVER IN	STINT TIME	STOP TIME	TOTAL STOP TIME	OUT TIME	DRIVER OUT	

Weather / Track : Sunny / Dry

Chang International
Circuit Length = 4.554 km
Start: 13:03 Flag 14:03 End: 14:09

Blancpain GT Series Asia 2018

RACE 2 - PIT STOP ANALYSIS

1 - 13:29:42.112 Tosaphol PHAMYAI 26:28.980 2:05.434 2:05.434 13:31:47.546 Chayapon YOTHA
- Finish Chayapon YOTHA 27:22.866

P26 22 GT4AM JWD Unixx Racing Team				Porsche Cayman GT4 Clubsport MR			
D1: Charvanin BUNDITKITSADA		Total Stint: 14 Laps - 25:34.432 (45.7%)		Best Lap: 1:48.743 On Lap 19 @ 150.76 kph			
D2: Pitsanu SIRIMONGKOLKASEM		Total Stint: 15 Laps - 30:23.176 (54.3%)		Best Lap: 1:47.663 On Lap 2 @ 152.27 kph			
STOP	IN TIME	DRIVER IN	STINT TIME	STOP TIME	TOTAL STOP TIME	OUT TIME	DRIVER OUT
1 -	13:30:42.665	Pitsanu SIRIMONGKOLK	27:29.533	2:53.643	2:53.643	13:33:36.308	Charvanin BUNDITKITSADA
-	Finish	Charvanin BUNDITKITS	25:34.432				

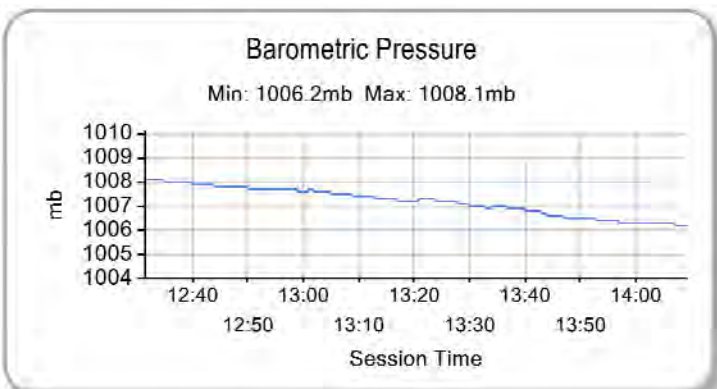
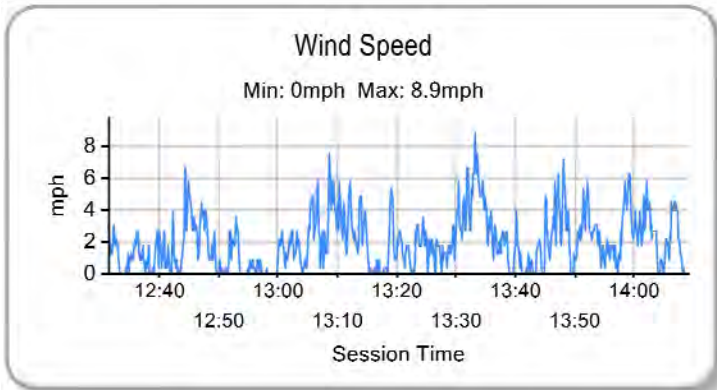
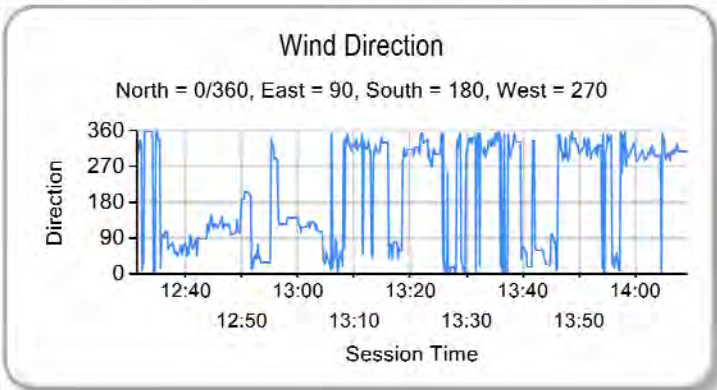
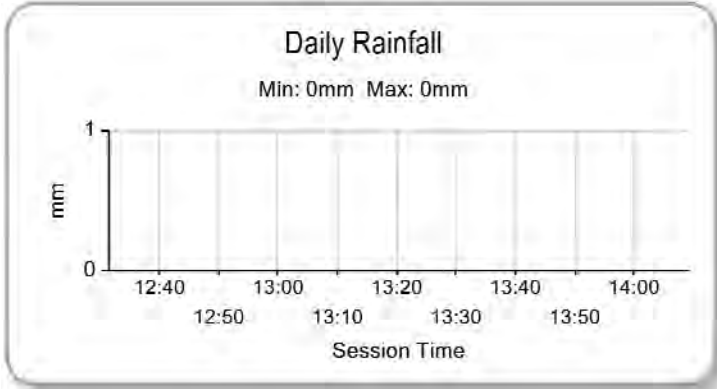
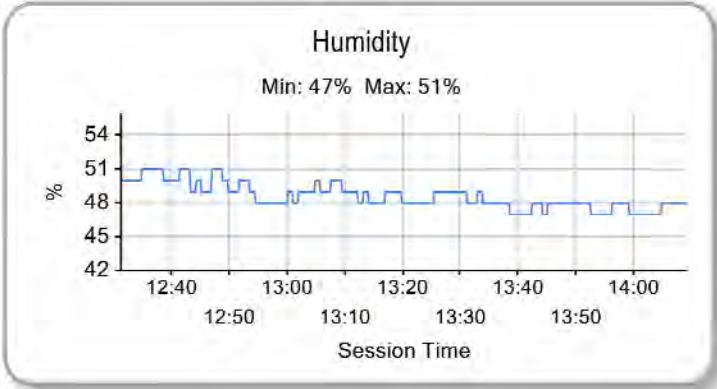
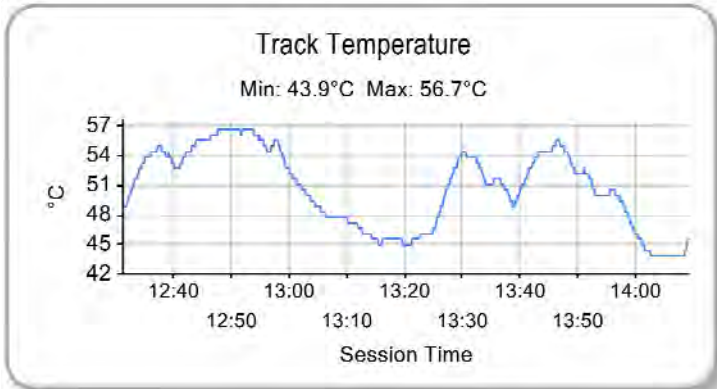
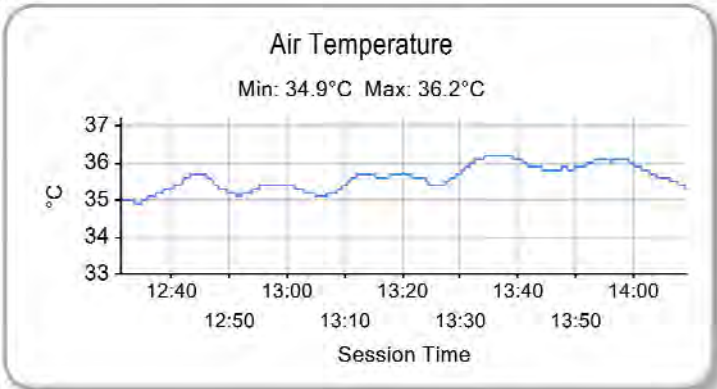
P27 51 GT3AM AMAC Motorsport				Lamborghini Huracan GT3			
D1: Andrew MACPHERSON		Total Stint: 8 Laps - 13:58.804 (24.98%)		Best Lap: 1:42.695 On Lap 17 @ 159.64 kph			
D2: William PORTER		Total Stint: 15 Laps - 28:52.848 (51.6%)		Best Lap: 1:37.399 On Lap 2 @ 168.32 kph			
STOP	IN TIME	DRIVER IN	STINT TIME	STOP TIME	TOTAL STOP TIME	OUT TIME	DRIVER OUT
1 -	13:11:51.156	William PORTER	8:38.024	3:22.378	3:22.378	13:15:13.534	William PORTER
2 -	13:26:52.109	William PORTER	11:38.575	2:14.202	5:36.580	13:29:06.311	William PORTER
3 -	13:35:49.369	William PORTER	6:43.058	2:03.978	7:40.558	13:37:53.347	Andrew MACPHERSON
4 -	13:46:38.028	Andrew MACPHERSON	8:44.681	7:19.211	14:59.769	13:53:57.239	Andrew MACPHERSON
-	Finish	Andrew MACPHERSON	5:14.123				

P28 11 GT4AM TTR Team SARD				Porsche Cayman GT4 Clubsport MR			
D1: Tony FONG		Total Stint: 0 Laps		Best Lap: 1:48.097 On Lap 2 @ 151.66 kph			
D2: Brian LEE		Total Stint: 16 Laps - 29:29.776 (100%)					
STOP	IN TIME	DRIVER IN	STINT TIME	STOP TIME	TOTAL STOP TIME	OUT TIME	DRIVER OUT
1 -	13:32:42.908	Brian LEE					

P29 81 GT4AM BMW Team Studie				BMW M4 GT4			
D1: Sunako JUKUCHOU		Total Stint: 0 Laps		Best Lap: 1:45.916 On Lap 5 @ 154.78 kph			
D2: Takayuki KINOSHITA		Total Stint: 11 Laps - 20:06.674 (100%)					
STOP	IN TIME	DRIVER IN	STINT TIME	STOP TIME	TOTAL STOP TIME	OUT TIME	DRIVER OUT
1 -	13:23:19.806	Takayuki KINOSHITA					

Blancpain GT Series Asia 2018

RACE 2 - WEATHER CONDITIONS



Weather / Track : Sunny / Dry

Results can be found at www.tsl-timing.com

Chang International
 Circuit Length = 4.554 km
 Start: 13:03 Flag 14:03 End: 14:09

Printed - 14:09 Sunday, 13 May 2018