

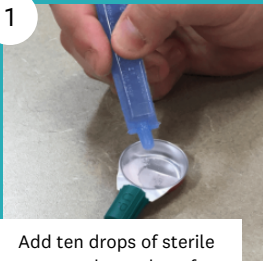
1 Strip

How to Use A Fentanyl Test Strip

Testing Residue

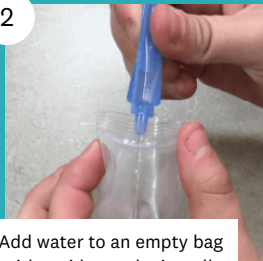
Testing Pills or Powder

1




Add ten drops of sterile water to the cooker after the shot has been drawn up and stir well.

2




Add water to an empty bag with residue and mix well. If using pills, break off a piece and stir into water.

3



Hold the blue end of the test strip and dip it into the water for fifteen seconds. Only dip up to the wavy lines.

4



Wait two minutes until lines appear in the middle of the test strip.

5



1 line - Positive for fentanyl



2 lines - Use caution



Check the test results. One line means that substance has fentanyl in it. No substances are 100% safe.

Additional Tips for Safe Use

- Carry Narcan. Notify friends or family where Narcan is stored.
- Not Using Alone: Taking turns using so someone can respond or call for help in the event of an overdose can be very helpful.
- Slow Down: Use less if there have been any changes to tolerance, since using the same amount increases overdose risk.

**SAFE Project
 Safety Plan**

