



2003-2004

New Zealand Cricket (Inc.) *110th Annual Report*





In November 2003 New Zealand Cricket launched its 2003-2007 strategic plan "Pushing the Boundaries". The plan divides New Zealand Cricket's strategic priorities into five areas:

LEADERSHIP	06
PEOPLE	10
GROWTH <i>of the game</i>	12

WINNING <i>teams</i>	16
BUSINESS <i>of cricket</i>	30

The format of this annual report has been changed from previous years to follow these five key themes. This change will help readers to see how New Zealand Cricket is pushing the boundaries as it works towards implementation of the strategic plan.



Highlights

The New Zealand Cricket strategic plan, “Pushing the Boundaries”, was launched in November 2003. The implementation phase of this process is now well underway.

The Black Caps passed 600 runs in a Test innings for only the second time when they played India at Ahmedabad. They also equalled their record of four centuries in a Test innings with centuries from Mark Richardson (145), Lou Vincent (106), Scott Styris (119) and Craig McMillan (100).

The Black Caps recorded their first ever Test win at home against South Africa when they triumphed in the second Test at Eden Park in March 2004.

The home ODI season was one of the most successful ever, with superb performances by the Black Caps against both Pakistan and South Africa. They emphatically won both series and pushed themselves up towards number two in the ICC ODI Championship rankings.

During the Black Caps’ victory over South Africa at Eden Park, Chris Cairns became only the sixth player in Test match history to achieve the “double” of 200 wickets and 3000 runs.

Billy Bowden umpired in Australia’s Boxing Day and New Year’s Tests against India at the MCG and SCG.

NZC and Cricket Australia announced the creation of the Chappell Hadlee Trophy series, an annual three match ODI series between the Black Caps and the Australian cricket team. This initiative should spark a new wave of trans-Tasman rivalry. The first series will take place in December.


An annual New Zealand A Playing Programme was introduced to assist players moving from domestic cricket to international cricket to bridge the gap and cope with the demands of the game at the highest level.

In October 2003, in an arrangement going through until 2011, The National Bank became the sponsor of the Black Caps in addition to its existing sponsorship of the summer home international series.

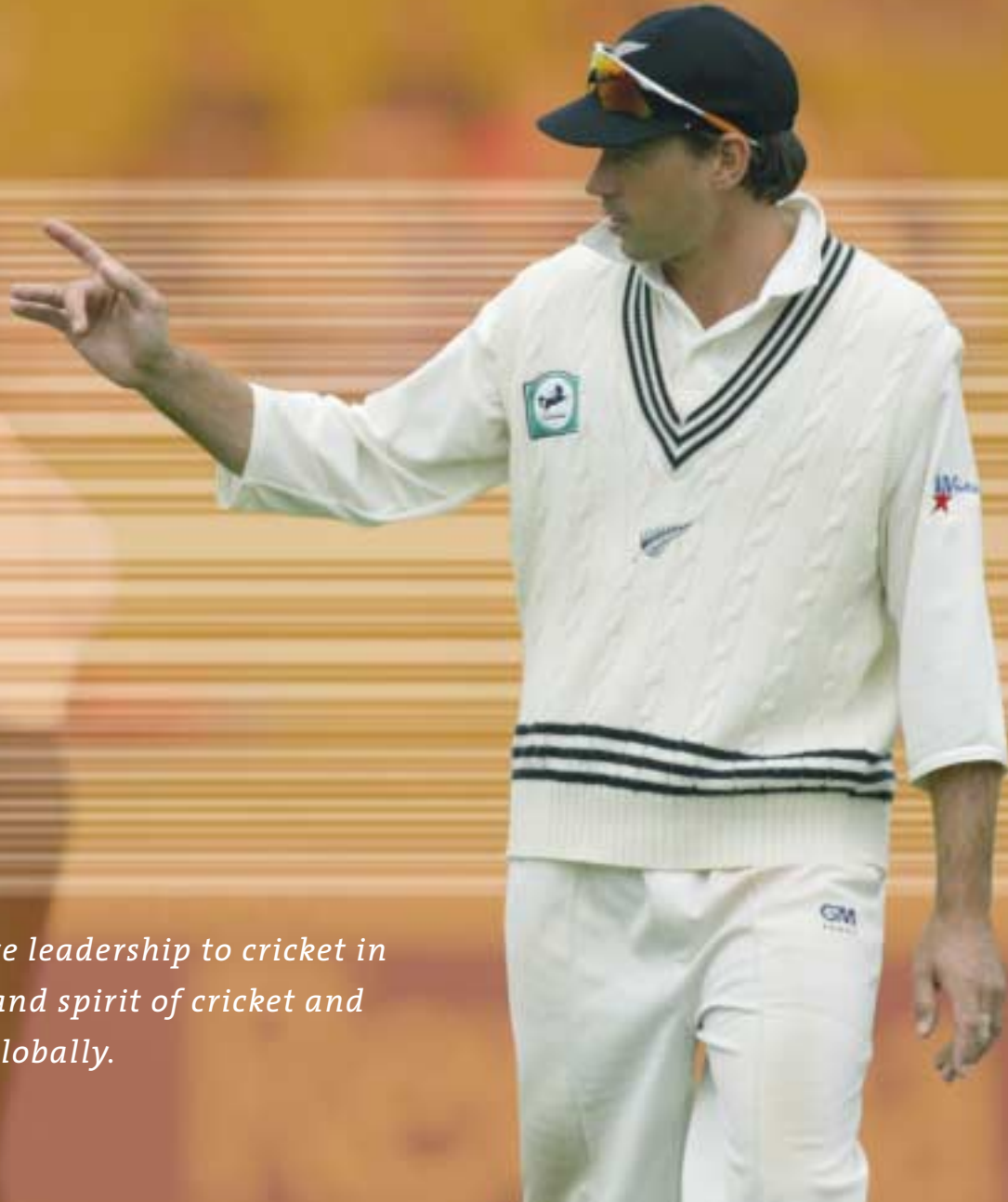
State has renewed its sponsorship of domestic men’s and women’s senior representative cricket through until 2008.



Patron	Her Excellency The Hon. Dame Silvia Cartwright PCNZM, DBE Governor General of New Zealand
President	J R Reid OBE
Board Chairman	Sir John Anderson KBE
Board	S L Boock, D S Currie QSO, A R Isaac, T W Jarvis, D Radford, P A Sharp, A Urlwin
Chief Executive	M C Snedden
Auditors	Ernst and Young, Chartered Accountants
Solicitor	L M C Robinson, Saunders Robinson
Bankers	The National Bank of New Zealand
Life Members	M Brito, C F Collins OBE, W A Hadlee CBE, J H Heslop CBE, J L Kerr OBE, J Lamason, T Macdonald QSM, P McKelvey MBE, D O Neely MBE, Hon. Justice B J Paterson OBE, K L Sandford CMG, Y Taylor, Sir Allan Wright KBE
Hon. Cricket Members	J C Alabaster, F J Cameron MBE, R O Collinge, B E Congdon OBE, R S Cunis, A E Dick, G T Dowling OBE, J W Guy, D R Hadlee, B F Hastings, J A Hayes, H J Howarth, A R MacGibbon, F L H Mooney (deceased), R C Motz, V Pollard, G O Rabone, J R Reid OBE, B W Sinclair, J T Sparling, E W T Tindill OBE, W M Wallace, G L Weir (deceased)
Honorary Members	I A Colquhoun, H H Whiting
National Selectors (Men)	Sir Richard Hadlee (Manager), J G Bracewell, B J McKechnie, R A Dykes
National Selectors (Women)	M J F Shrimpton (Convenor), J Harris, D Hockley
National Age Group Selectors	D R Hadlee (Convenor), B D Morrison
Sports Medicine Panel	Dr P Borrie, Dr R Campbell, Dr M Chitgopeker, Dr R M Edmond, Dr H Fuard, Mr G Nuttridge, Dr D Thomson, Dr D S Velvin
Statistician	F Payne
National Code of Conduct Commissioner	N R W Davidson QC



LEADERSHIP



Provide clear, decisive and innovative leadership to cricket in New Zealand, upholding the values and spirit of cricket and influencing the future of the game globally.





Year in Review

New Zealand Cricket's most important achievement as an organisation in the 2003/2004 year was the completion of "Pushing the Boundaries" – our four year strategic plan (2003-2007).

"Pushing the Boundaries" sets the strategic direction for New Zealand Cricket to move to higher levels of performance and provides a pathway for cricket in New Zealand to do the same.

The plan is the end result of a comprehensive strategic planning process that included consultation with Major Associations, current and past players, staff, the New Zealand Cricket Board and our commercial partners.

We are already seeing significant benefits as our organisation begins implementing this plan across all aspects of our operation.

On the field, our flagship men's team, the Black Caps, made real gains during the year, particularly in the one-day form of the game.

In late 2003 the Black Caps toured India and then Pakistan under interim coach, Ashley Ross. The team drew two Tests in India, a noteworthy effort given the history of previous Test tours to the subcontinent, but did not perform to expectation in the ODI tri-series with India and Australia or with a weakened side in Pakistan.

There were some tremendous performances by the Black Caps during The National Bank home series under new coach John Bracewell, including our first ever home Test win against South Africa and fantastic one-day results against both South Africa and Pakistan. These results have catapulted the Black Caps to number two in the ICC ODI rankings, although their Test ranking has dropped.

Chris Cairns became the sixth player in history to achieve the double of 200 Test wickets and 3000 Test runs. Cairns reached this milestone during the Black Caps' historic Test win over South Africa at Eden Park in March.

The White Ferns had a disappointing season with series losses to India and Australia. However, there were some outstanding individual performances from players within this young, developing team and the White Ferns will be very competitive at next year's World Cup in South Africa.

The summer saw the introduction of a major new initiative, being the creation of an annual New Zealand A Playing Programme commencing with a tour by Sri Lanka A. The A Playing Programme not only showcases our growing cricketing depth, but also provides a bridge for those players who are looking to move from domestic cricket into the Black Caps.

The creation of the Chappell Hadlee Trophy series, an annual three match ODI series between the Black Caps and the Australian cricket team, should spark a new wave of trans-Tasman cricket rivalry. The first series will take place in December.

The series has been proudly named after the Chappell and Hadlee families in recognition of the tremendous contributions that these families have made to cricket in their respective countries.

Off the field, the decision by The National Bank to become the sponsor of the Black Caps, in addition to the Bank's continued sponsorship of the international home series, was a huge vote of confidence in New Zealand Cricket. The current term of this sponsorship arrangement goes through to 2011.

State's renewal of its sponsorship of domestic cricket through to 2008 demonstrated its strong confidence in both our organisation and the domestic game.

Once again the threat of international terrorism affected the Black Caps' playing programme. The tour to Pakistan in November was rescheduled to avoid the Muslim holy month of Ramadan following threats to the safety of our players.





The changing world environment continues to be a major issue for all cricketing nations. New Zealand Cricket will continue to ensure that player safety remains our top priority when making decisions regarding tours.

The philosophy and strategies embodied in “Pushing the Boundaries” clearly signal that New Zealand Cricket is now embarking on a new and exciting era wherein our sport will enthusiastically embrace the challenge of overcoming resource limitations to achieve excellence on and off the field.

ICC

Pakistan representative Ehsan Mani became the new ICC President during the year. Together with ICC CEO, Malcom Speed, Mr Mani visited New Zealand in November to meet with the New Zealand Cricket Board as part of a tour of ICC full member nations.

The ICC Executive Board and the Board of its commercial arm, IDI, held its March meeting in Auckland. The meeting attracted considerable international and national media interest.

Representatives from NZC were involved in a number of ICC meetings throughout the year, contributing strongly to policy debate.

New Zealand Cricket Board

John R Reid was appointed to the office of President of New Zealand Cricket at NZC’s AGM on September 5. Outgoing president, David Hoskin, was congratulated for his excellent work in the role during the previous three years.

There were no changes to the Board during the year under review.

Frances King

The news of the death of Frances King saddened all of those who knew her and who had been involved with her during her cricket career in Wellington and at White Ferns level. She was quite clearly someone who had the potential to be a long-standing and excellent member of the White Ferns.

International Career Batting and Fielding (2001 – 2003)

M	I	NO	Runs	HS	Ave	100	50	SRate	Ct
15	10	3	81	31	11.57	0	0	81.81	2

International Career Bowling (2001 – 2003)

Balls	Mdns	Runs	Wkts	BB	Ave	4wI	5wI	SRate	Econ
649	14	404	21	4-24	19.23	2	0	30.90	3.73





Management

The New Zealand Cricket Strategic Plan, “Pushing the Boundaries”, was launched in November and the implementation phase of this process is well underway.

An independent review of NZC’s high performance programmes resulted in a number of changes to NZC’s organisational structure during the year.

A separate Black Caps department was formed, signifying the importance of the Black Caps to the overall wellbeing of cricket in New Zealand. Lindsay Crocker, previously CEO of Auckland Cricket, was appointed general manager of that department.

A restructured high performance department was created, with John F Reid being appointed manager of that department. Development manager, Alec Astle, was promoted to the senior management team as a direct report of the chief executive while public affairs manager, Steve Addison, joined the senior management team while remaining a direct report of marketing manager, Peter Dwan.

NZC Chief Executive Officer, Martin Snedden’s senior management team following the review, is John F Reid (high performance department manager), Tim Murdoch (cricket administration manager), Kerry Dellaca (finance manager), Peter Dwan (marketing manager), Alec Astle (development manager), Lindsay Crocker (Black Caps general manager), and Steve Addison (public affairs manager).

Communications


NZC has continued to use its best endeavours to service the media to the highest level. NZC recognises the importance of the media to the profile of the game and has continued its policy of openness and transparency.

The most high profile media issue to face NZC during the year was the threat to the safety of the Black Caps before the Pakistan series. During this issue the communications team worked to ensure that the media and public clearly understood NZC’s policies regarding player safety and the reasons for the rescheduling of the series at the conclusion of Ramadan.

The NZC public affairs strategy and delivery framework was completed during the year. This strategy and framework will deliver NZC communications and stakeholder relationship building objectives over the next three years in support of the NZC strategic plan.

NZC’s E newsletter “New Zealand Cricket Online” was launched during the year. The newsletter will be published quarterly.





PEOPLE



Attract, retain and develop the best people within a challenging and rewarding working environment.



Staff

Staff celebrated the launch of the strategic plan, “Pushing the Boundaries”, at a staff dinner in November.

The plan aims to create a working environment in which staff are encouraged to push the boundaries and in which their contributions are valued and their achievements are recognised.

During the year work continued on the implementation of the NZC internal communications strategy, including the development of a staff intranet which will be launched before the coming season.

Staff Changes

During the year coaching manager John Howell, Black Caps media liaison officer Simon Wilson and turf manager Karl Johnson, left NZC.

The efforts and achievements of each of these employees during their time at NZC were greatly appreciated. Each made a significant contribution to their individual work area and to the organisation.

NZC welcomed Black Caps general manager Lindsay Crocker, Black Caps coach John Bracewell, turf manager Mike Robbins, high performance centre coach Gary Stead, marketing assistant Nicki Keen, national development and coaching assistant Ryan Aste and grounds staff member Alan Gilmour, aboard as new employees.

New Zealand Cricket Family

Regular forums were held between NZC senior management and Major Association chief executives throughout the year in review.

These forums are used to update Major Associations and seek feedback from the Major Associations on NZC initiatives and on a range of operational issues affecting both NZC and its stakeholders.


Communication with the wider New Zealand cricket family also included meetings between Major Association chairmen and NZC chairman and CEO, as well as a series of NZC conferences which involved a range of Major Association staff.

Human Resources Processes

“Pushing the Boundaries” identified the need for NZC to ensure effective human resources policies and practices are in place to help the organisation attract, retain and develop the best people.

Preliminary work has been done on ensuring our processes are best practice and further work will be carried out in the 2004/05 financial year to ensure these processes are updated.





GROWTH
of the game



Increase participation in the game and improve the quality of the support infrastructure.



Development Programme

The 2003/04 year has seen further roll out of the national development programme throughout the country.

The programme incorporates initiatives aimed at the primary (MILO), secondary (New Zealand Community Trust School Support) and club (Club Assist) levels of the game.

These initiatives have been designed to increase participation through attracting, developing and retaining players and coaches by improving the support infrastructures essential to the health and wellbeing of cricket.

At the primary level the MILO initiatives continue to flourish, with a contingent of 126 MILO summer squad cricket development officers delivering cricket skills.

In the past year these officers visited primary schools and conducted holiday clinics, resulting in almost 8,000 children registering in the 337 MILO Have-A-Go Cricket and MILO Kiwi Cricket centres set up around the country.

The running and organisation of these centres was undertaken or assisted by the 1,479 volunteer MILO coaches that were trained during the season. The success and impact of the MILO initiatives is significant, accounting for eight per cent of overall cricket playing numbers. At the cornerstone of this is the MILO Have-A-Go Cricket programme which has been instrumental in introducing boys and girls to the fundamentals of the game.

New resources continue to be designed and produced to support the national development programme, including a comprehensive manual for coaching junior and youth cricket, the introduction of an educational CD Rom "Cricket in the Classroom" for primary schools, the completion of a cricket leadership course which meets NECA criteria for secondary schools and the production of a CD Rom of animated skill drills.

The programme's community cricket initiatives are delivered by a network of community cricket coordinators (CCCs) who work closely with clubs and secondary schools to improve their policies, procedures, programmes and, ultimately, their performance both on and off the field.

The community cricket initiatives continue to have a positive impact at club and secondary school level. Although still relatively new, these initiatives have been adopted by all the Major Associations and have been implemented either fully or partially in all but one district and by over 45 metropolitan clubs throughout New Zealand.



S Goodenough





During the past year new CCCs have been appointed in Canterbury, Otago, Northern Districts and Auckland, bringing the total number of CCCs to 36.

Some outstanding examples of innovation have come from the work of CCCs with clubs and secondary schools. These include strategic planning, sourcing of funds, integration of junior and senior clubs, coaching plans, links between clubs and schools and volunteer involvement and recognition.

Coach Education

The development department has assumed responsibility for the coach accreditation programme and pathway, from the introductory course of MILO Have-A-Go Cricket through to the Level 2 course. The high performance department is responsible for the Level 3 programme and provides educational opportunities for elite coaches, including the First Class coaches.

Since November there have been a series of NZC/Major Association meetings and forums to review the current structure of coach education, the content of the Level 1 and Level 2 courses and the assessment requirements of the respective courses.

The continued development of the coach education programme will soon see it established and recognised as world class within the international cricket community.

Census

This season just under 100,000 people were recorded playing cricket, compared to just under 103,000 playing last season. This is a very positive result, given that in 2000 the number of registered cricket players was just over 83,000.





National Schools' Cricket

The development of cricket at both secondary and primary/intermediate levels for boys and girls continues to be a high priority for NZC, with the national competitions providing an excellent focus for school cricket.

This year, in addition to the Gillette Cup (secondary school boys) and the New Zealand Community Trust Cup (secondary school girls), a new competition was introduced for year 9/10 boys and this proved very popular, attracting in excess of 120 entries.

This competition, also funded by the New Zealand Community Trust, was played over the summer season with a finals tournament held in Taupo in late March.

The tournament format in each of the New Zealand Community Trust competitions involved schools from throughout New Zealand competing in regional competitions with the top eight teams playing in a final tournament round.

The MILO Cup (primary/intermediate school boys) and MILO Shield (primary/intermediate school girls) competitions again received good support, with entries increasing to 202 and 98 teams respectively.

Tournament Winners were:

Gillette Cup

Hamilton Boys' High School

New Zealand Community Trust Cup (Girls)

New Plymouth Girls' High School

New Zealand Community Trust Cup (Boys)

Christchurch Boys' High School


MILO Cup

King's School, Auckland

MILO Shield

Havelock North Intermediate School





WINNING *teams*



*Produce New Zealand teams that win
and dominate international cricket.*





The Black Caps

The 2003/04 year saw the Black Caps improve their performance as a one-day side under the new management team headed by Black Caps general manager, Lindsay Crocker, and coach, John Bracewell. However the team did not realise its potential in the Test arena.

A number of new players established themselves during the year and a new depth has emerged in New Zealand cricket.

Test matches provided some great entertainment during the year. These included two hard fought draws against India away, a home series loss against Pakistan, followed by a series against South Africa in which the Black Caps won a home Test against South Africa for the first time. The South Africans later squared the series by winning the final Test.

The Black Caps played good quality Test cricket for the most part, but did not always achieve results in terms of Test and series wins.

While the Black Caps' one-day series performances in India were disappointing, as were the severely depleted team's performances in Pakistan, they turned their one-day fortunes around in the most dramatic fashion in The National Bank home series. The summer home series was one of the most successful ever, with superb ODI performances by the Black Caps against Pakistan and South Africa, emphatically winning all but two of the one-day matches.

Versus India in India, September – November 2003

Two Tests – Drew 2

Two First Class Matches – Drew 2

Six ODIs - Won 1, Lost 4, No Result 1

This was the first tour for Lindsay Crocker as Black Caps general manager. As John Bracewell was still contracted to Gloucestershire, NZC technical adviser, Ashley Ross, was appointed interim coach.

New Zealand's tour of India comprised two drawn Tests, two drawn First Class games and a disappointing performance in a triangular one-day tournament against India and Australia, in which the Black Caps only won one match. The tri-series was won by Australia.

A Test series in India is regarded as one of cricket's most exacting assignments and the team prepared well for the series there. Both Tests were played on flat pitches in hot conditions in which Indian batsmen and spinners were expected to prosper.

While the Indian batsmen performed well in the first Test at Ahmedabad, so did the Black Caps in response and the team came out positively in a drawn fixture. Nathan Astle made 103 runs in the first innings and, whilst suffering from illness in the second innings, made 51*.

The Black Caps continued their outstanding batting performances in the second Test when the team passed 600 runs in an innings for only the second time. They also equalled their record of four centuries in a Test innings with centuries from Mark Richardson (145), Lou Vincent (106), Scott Styris (119) and Craig McMillan (100).

Richardson scored two hundreds on tour, including his highest Test score. Craig McMillan had a pleasing return to form. He scored 284 runs and was only dismissed twice.

The Test team was highly regarded by its hosts for its skill and spirit.





The ODI tri-series was played on grounds with heavy dew and the toss became a crucial factor in each match. The Black Caps had good winning opportunities against Australia, which the team failed to take, and came away with only one win, against the Indians.

The final pool match against India in Hyderabad became a knockout match, with the winners to play Australia in the final. The Indians won. This loss became the first match the Black Caps lost to an Indian team after 2 1/2 months on tour.

Versus Pakistan in Pakistan, November – December 2004

Five ODIs - Lost 5

The New Zealand tour to Pakistan was to have followed straight on from the tour of India but was delayed a week for safety and security reasons.

The Black Caps returned home from India and a new side was selected. Players were given the option of not touring and several who had been evacuated from Pakistan following a bomb blast two years earlier opted not to go.

Stephen Fleming was troubled by a stomach injury and was not available, so Chris Cairns took over as captain.

The side struggled to get early wickets and this gave Pakistan good bases for high scores. The Black Caps lost all five ODIs.

Hamish Marshall was the find of the tour, scoring a century (101*) (his first in any one-day game) and two other fifties. Richard Jones averaged over 30. Matthew Walker's four wickets in the third game were the best bowling figures.

The National Bank Series

Versus Pakistan in New Zealand, December 2003 – January 2004

2 Tests - Lost 1, Drew 1

5 ODIs - Won 4, Lost 1

This was the first series for new Black Caps coach John Bracewell. The Test series against Pakistan started well in Hamilton, with the team working itself into a strong position before struggling against a strong spell of fast bowling from Mohammad Sami. The Test ended in a draw.

The second Test again saw the Black Caps well placed with a significant lead after the first innings before again conceding the advantage, this time to the bowling of Shoaib Akhtar. Although Pakistan were chasing a solid total in the fourth innings, New Zealand lost the match and series.





There were some excellent batting and bowling performances, with Stephen Fleming 192 and Daniel Vettori 137* in the first innings at Hamilton. Daryl Tuffey took a five wicket bag in the first innings at Hamilton, while Ian Butler took a six wicket bag in the first innings of the second Test.

The Black Caps turned an important corner in the ODI series, winning four of the five ODIs. This series gave John Bracewell his first chance to introduce plans for developing a winning one-day habit. Key features included complementary batting partnerships and energetic fielding and off-the-ball support.

During the ODI series the team's confidence grew in bowling at key times. The ODI series saw centuries from Styris (101*) and Fleming (115*) and included a record breaking final match in Wellington in which the Black Caps made their highest ever ODI score against Pakistan and their highest ever ODI score at home.

Versus South Africa in New Zealand, February – March 2004

3 Tests - Won 1, Lost 1, Drew 1

6 ODIs - Won 5, Lost 1

The ODI series against South Africa was one of the most exciting ever played in New Zealand. The Black Caps won the series by five matches to one after losing the first match at Eden Park, before returning to the form previously shown in the ODI series against Pakistan.

The series featured some memorable and exciting finishes, with the Black Caps winning by five runs at Westpac Stadium and two runs in the return match at Eden Park.

Stephen Fleming provided an excellent batting performance with a century (108) at Jade Stadium.

The Test series highlight was the Black Caps' first ever Test win against South Africa at home, in the second Test at Eden Park.

Chris Martin's bowling performance was outstanding during the Test series, taking one six wicket bag and two five wicket bags including the best ever bowling figures for New Zealand against South Africa, in the historic win at Eden Park.

Test centuries were scored by Jacob Oram (119*), Scott Styris (170) and Chris Cairns (158).





Chris Cairns

Chris Cairns became the sixth player in history to achieve the double of 200 Test wickets and 3000 Test runs. Cairns reached this milestone during the Black Caps' historic win over South Africa in the second Test at Eden Park in March. This achievement lifted Cairns to the ranks of Gary Sobers, Ian Botham, Kapil Dev, Imran Khan and Sir Richard Hadlee.

Cairns scored his fifth century and highest Test score of 158 in the match to make a major contribution towards a great Test victory by the Black Caps.

Cairns later announced that he would be retiring from Test cricket following the Black Caps' tour to England in May, but would remain available for one-day international cricket.

TESTS Career Batting and Fielding (up to and including 10/06/2004)

M	I	NO	Runs	HS	Ave	100	50	SRate	Ct
62	104	5	3320	158	33.53	5	22	57.09	14

TEST Career Bowling (up to and including 10/06/2004)

Overs	Mdns	Runs	Wkts	BB	Ave	5w	10w	SRate	Econ
1949.4	414	6410	218	29.40	7-27	13	1	53.6	3.28





Black Caps Roll of Honour

Four new Test Caps were awarded during the 2003/04 year:

- Black Cap # 223** Richard Jones vs Pakistan at Wellington
- Black Cap # 224** Brendon McCullum vs South Africa at Hamilton
- Black Cap # 225** Michael Papps vs South Africa at Hamilton
- Black Cap # 226** Michael Mason vs South Africa at Wellington



Black Caps Assistant Coach Initiative

During the 2003/04 year NZC introduced an initiative to have Major Association coaches act as assistant coaches for the Black Caps on tour.

The initiative reflected the need for greater integration between the Black Caps, NZC's High Performance Centre and the Major Association First Class coaches, and ensured that Major Association coaches were provided with professional development opportunities.

Major Association coaches are extremely important to the development of NZC's elite players and this initiative was an excellent opportunity for them to become more familiar with the Black Caps' playing environment

State Northern Knights coach, Bruce Blair, was assistant coach for the Test series in India and State Auckland Aces coach, Mark O'Donnell, the assistant coach for the ODI-tri series in India. State Wellington Firebirds coach, Vaughn Johnson, was assistant coach for the ODI series in Pakistan. O'Donnell was the assistant coach for the Test series against South Africa at home. State Canterbury Wizards coach, Michael Sharpe, was assistant coach for the New Zealand A team for their series against Sri Lanka.





White Ferns

The White Ferns' international season began in November with a tour to India which included the first Test match played by the White Ferns since 1996. The White Ferns' season concluded with the annual Rose Bowl Series against Australia in February.

The White Ferns played 11 ODIs and one Test match during the season, drawing the Test match and winning two ODIs.

The team was coached by Mike Shrimpton and captained by Maia Lewis, with Catherine Campbell as team manager.

Four players made their ODI debut for the White Ferns during the season - Maria Fahey, Beth McNeill, Katey Martin and Natalee Scripps.

Maia Lewis was the only member of the White Ferns on the tour to India to have previously played a Test match. Ten players made their Test debut in India - Nicola Browne, Maria Fahey, Sara McGlashan, Katey Martin, Aimee Mason, Louise Milliken, Kate Pulford, Natalee Scripps, Rebecca Steele and Haidee Tiffen.

Experienced players, Emily Drumm and Rebecca Rolls, were unavailable for the Indian tour but rejoined the team for the Rose Bowl Series.

Indian Tour

The tour of India provided the opportunity for a number of younger players to experience international competition.

The only Test match played in the tour resulted in a draw with the White Ferns batting all of the last day to save the match.

The White Ferns lost the five match ODI series 4-1, winning the final match in Chennai on the last ball.

Stand out performers include first time tourist, Maria Fahey, who scored 209 runs in the ODI series at an average of 52.25, and Rebecca Steele who, on her Test debut, took 5-79 in the first innings.

Rose Bowl Series

The White Ferns and Australia played a six match Rose Bowl Series in February, with each country hosting three matches. The first leg was played in New Zealand.

For the first time in a number of years, New Zealand women's international matches were played away from Lincoln University, with Auckland Cricket hosting the first match at Eden Park Outer Oval and Northern Districts hosting two matches at Westpac Park, Hamilton.

Australia convincingly won the series 5-1. The White Ferns beat Australia in Australia for the first time since 1997, in the fourth match of the series.

Haidee Tiffen scored two fifties in the series to be the White Ferns' leading run scorer with 195 runs at an average of 48.75, while Beth McNeill and Louise Milliken were the White Ferns' leading wicket takers.





New Zealand A versus Sri Lanka A

The international A Playing Programme was introduced by NZC to assist players moving from domestic cricket to international cricket in bridging the gap and coping with the demands of the game at the highest level.

With the A Playing Programme in place NZC has an additional team in which to find and develop depth. The programme can both fast track players showing talent and allow slow maturers to undertake an apprenticeship.

Long term the programme gives NZC the ability to timeline careers and plan for the retirement of key Black Caps.

The A Playing Programme will also help develop depth in coaching as Major Association and NZC high performance department coaches take part.

The A Playing Programme against Sri Lanka was played between March 6 and April 7 and involved three five-day matches (Queenstown Events Centre, Lincoln University and Queen Elizabeth II Park, Christchurch) followed by three one-day matches at NZC's grounds at Lincoln University.

New Zealand A played outstanding cricket and dominated the series, winning all three Tests and the two one-day matches that were played. The third one-day game was abandoned due to rain.

This series was the first of an ongoing home and away series against other Test playing nations planned over the next few years.

Centuries were scored in the A Test series by Matthew Bell (173), Mathew Sinclair (133), Bruce Martin (113), Lou Vincent (107), and Paul Wiseman (107). Five wicket bags were taken by Chris Martin and Michael Mason.

Mathew Sinclair scored a century (107) in the ODI series.

New Zealand Women's A Series

A New Zealand women's A team was selected to play Australia Youth women's team in a four match series at Lincoln University in February.

Anna Corbin captained the New Zealand A team and Cliff Dickeson was appointed coach. The team included five players who had toured India with the White Ferns.

As part of their respective build-ups New Zealand A and the White Ferns played each other in two practice matches, with each team winning one match. New Zealand A also played Australia in a warm up match prior to the Rose Bowl.

Helen Watson, who had had a successful New Zealand A series, gained selection in the White Ferns for the second leg of the Rose Bowl in Australia.

The highlights of the series against Australia Youth were Helen Watson's innings of 85 in the opening match and Ros Kember's and Paula Flannery's 129 run partnership to set up victory in the last match of the series.

New Zealand A lost the series 3-1.





ICC Under 19 World Cup

The New Zealand Under 19 team competed in the biennial ICC Under 19 Cricket World Cup, in Bangladesh in February. The team qualified for the Super League section of the tournament after defeating Bangladesh in a nail-biting finish in front of more than 20,000 local supporters, and after comprehensively beating Scotland.

The New Zealand team then lost to England, Pakistan and Zimbabwe in the Super League. They finished the tournament in 7/8th position out of the 16 competing nations.

The team lacked match winners but showed grit and determination in trying conditions. BJ Watling (154) and Brad Wilson (144*) provided the batting highlights against Scotland in an opening partnership of 273, while Brent Findlay (4-36 v India) and Craig Smith (4-43 v Bangladesh) provided the best bowling returns.

The team was:

Daniel Flynn (Captain - Northern Districts), Peter Carey (Vice Captain - Canterbury), Daniel Bolstad (Central Districts), Derek de Boorder (Auckland), Liam Chrisp (Wellington), Te Ahu Davis (Northern Districts), Anton Devcich (Northern Districts), Sean Eathorne (Otago), Brent Findlay (Canterbury), Carl Frauenstein (Auckland), Sam McKay (Auckland), Craig Smith (Otago), Bradley-John Watling (Northern Districts), Brad Wilson (Northern Districts).

The team was coached by Dayle Hadlee and managed by Kevin Pulley.



State Championship

The State Championship was played from December 1 2003 to March 7 2004.

The State Wellington Firebirds won the competition after winning the round robin section and taking a first innings victory over the State Canterbury Wizards in the final.

The competition was reduced from 10 rounds to eight (with a final introduced) to allow for the introduction of the New Zealand A Playing Programme.

Peter Fulton (State Canterbury Wizards) was the highest run scorer with 655 runs at an average of 43.66, which included two centuries and four half centuries.

The highest wicket taker in the competition was James Franklin (State Wellington Firebirds) with 36 wickets at an average of 21.36.





STATE Championship, (2003/04) - Round Robin Results

	Played	OW	OL	1st I Win	1st I Loss	NR	Points
STATE Wellington Firebirds	8	3	-	-	3	2	24
STATE Canterbury Wizards	8	2	1	3	2	-	22
STATE Otago Volts	8	2	2	2	-	2	20
STATE Auckland Aces	8	1	1	2	2	2	16
STATE Central Stags	8	1	2	1	3	1	13
STATE Northern Knights	8	-	3	3	1	1	7

STATE Championship, (2003/04) - Batting - Most Runs

Name	Mat	I	NO	Runs	HS	Ave	100	50	Ct	St	Team
PG Fulton	9	17	2	655	114	43.66	2	4	5	-	CAN
MHW Papps	6	11	0	633	192	57.54	3	1	12	-	CAN
MDJ Walker	8	12	4	582	126	72.75	1	4	9	-	WEL
CZ Harris	7	12	2	580	103	58.00	1	4	8	-	CAN
CJ Nevin	8	12	4	524	143*	65.50	2	1	24	-	WEL

STATE Championship, (2003/04) - Bowling - Most Wickets

Name	Mat	O	M	R	W	Ave	Best	5	10	SR	Econ	Team
JEC Franklin	9	278	60	769	36	21.36	5-36	1	-	46.3	2.76	WEL
MR Gillespie	8	261.5	80	737	31	23.77	5-23	1	-	50.6	2.81	WEL
WA Wisneski	7	215.5	52	575	29	19.82	5-35	2	-	44.6	2.66	CAN
BE Scott	8	291.4	81	711	28	25.39	5-97	1	-	62.5	2.43	OTG
WC McSkimming	7	282.3	83	725	28	25.89	5-56	3	1	60.5	2.56	OTG
CS Martin	9	323	112	768	28	27.42	5-40	2	-	69.2	2.37	CAN

State Shield

The State Shield was played from January 8 to February 6 2004. In this year's final the State Central Stags beat the State Canterbury Wizards, at Jade Stadium, by 99 runs.

The State Central Stags scored 354-5 in their innings while the State Canterbury Wizards were all out for 255 in the 42nd over.

Ross Taylor (State Central Stags) was the competition's highest run scorer with 511 at an average of 73.00.

The highest wicket taker in the competition was Bradley Scott (State Otago Volts) with 19 wickets at 22.

STATE Shield, (2003/04) - Round Robin Results

Team	Played	Won	Lost	Tied	NR	Bonus	Points
STATE Canterbury Wizards	10	6	2	0	2	2	30
STATE Central Stags	10	5	2	0	3	1	27
STATE Auckland Aces	10	4	3	0	3	2	24
STATE Wellington Firebirds	10	4	4	0	2	1	21
STATE Otago Volts	10	4	5	0	1	0	18
STATE Northern Knights	10	1	8	0	1	0	6

STATE Shield, (2003/04) - Batting - Most Runs

Name	Mat	I	NO	Runs	HS	Ave	100	50	Ct	St	Team
RL Taylor	9	9	2	511	132*	73.00	1	5	4	-	CD
MHW Papps	9	9	1	463	132	57.87	1	3	5	1	CAN
PG Fulton	9	9	3	456	115*	76.00	1	4	6	-	CAN
SL Stewart	9	9	0	352	102	39.11	1	2	1	-	CAN
M Wasim	10	9	0	315	70	35.00	-	4	3	-	OTG

STATE Shield, (2003/04) - Bowling - Most Wickets

Name	Mat	O	M	R	W	Ave	Best	5	10	SR	Econ	Team
BE Scott	10	83.1	5	411	19	21.63	4-63	1	-	26.2	4.94	OTG
KP Walmsley	8	41.3	5	331	17	19.47	4-24	1	-	26.2	4.44	AKL
CS Martin	9	85	8	458	16	28.62	4-60	1	-	31.8	5.38	CAN
WA Wisneski	8	71	1	350	15	23.33	4-42	2	-	28.4	4.92	CAN
CZ Harris	9	90	2	342	14	24.42	4-44	1	-	38.5	3.80	CAN



STATE League, (2003/04) - Round Robin Results

Team	Played	Won	Lost	Tied	NR	Bonus	Points
STATE Canterbury Magicians	10	9	1	-	-	4	40
STATE Wellington Blaze	10	6	3	1	-	5	31
STATE Central Hinds	10	7	3	-	-	1	29
STATE Auckland Hearts	10	5	4	1	-	4	26
STATE Otago Sparks	10	1	9	-	-	-	4
STATE Northern Spirit	10	1	9	-	-	-	4

STATE League, (2003/04) - Batting - Most Runs

Name	Mat	I	NO	Runs	HS	Ave	100	50	Ct	St	Team
RJ Rolls	9	9	1	439	111	54.87	1	2	6	3	AKL
SC Taylor	10	10	1	401	69	44.55	-	3	3	-	CAN
MAM Lewis	10	10	3	373	100*	53.28	1	2	7	-	WEL
LRVS Harford	10	10	1	329	72*	36.55	-	3	3	-	WEL
MC Godliman	10	10	0	321	66	32.10	-	3	-	-	WEL

STATE League, (2003/04) - Bowling - Most Wickets

Name	Mat	O	M	R	W	Ave	Best	5	10	SR	Econ	Team
DM Trow	10	96.5	12	266	20	13.30	6-20	1	1	29	2.74	CD
N Scripps	10	92.4	8	306	17	18.00	6-18	-	1	32	3.30	AKL
BH McNeill	10	89.1	15	306	16	19.12	4-47	1	-	33	3.43	CAN
AL Mason	10	100	9	335	15	22.33	4-34	1	-	40	3.35	CD
SK Burke	10	89	18	268	15	17.86	3-19	-	-	35	3.01	CAN

State League

The State League, the national women's one-day competition, was played between December 27 2003 and January 31 2004.

The championship was shared by State Wellington Blaze and the top qualifiers, State Canterbury Magicians, after the final was rained out on both the scheduled day and reserve day.

Rebecca Rolls (State Auckland Hearts) was the League's leading run scorer, with 439.

Donna Trow (State Central Hinds) took 20 wickets, the highest tally in the competition.

There were two centuries scored in the competition by White Ferns and State Wellington Blaze captain Maia Lewis and State Auckland Hearts captain Rebecca Rolls. Two players took six wicket bags – Natalee Scripps (State Auckland Hearts) and Donna Trow (State Central Hinds).

State of Origin

The State of Origin match, played between North Island and South Island teams selected by the National Selectors, was played at Jade Stadium two days after the State Shield final.

The game was played in the traditional form of 50 overs per side instead of last year's two innings of 25 overs format.

The North Island team won by six wickets.

Provincial A Tournament

The Provincial A tournament was played at the NZC grounds at Lincoln University and at Queen Elizabeth II Park, Christchurch from 2 to 13 January 2004.

The competition was won by Canterbury.

Hawke Cup

Northland began the season as holders of the Hawke Cup before losing to Mid Canterbury in the second to last match of the season. Mid Canterbury will hold the Hawke Cup over the winter months, having beaten Taranaki on the first innings in their first defence at Ashburton Domain. This is the first time Mid Canterbury has won the Hawke Cup.



Age-group Tournaments

New Zealand Cricket's commitment to junior cricket and the structure of its representative tournaments continues to provide extensive playing and learning opportunities for young players as they strive towards possible future national representation.

The Under 19 tournament was again played at Lincoln University prior to Christmas, with the format reverting to the one competition comprising a series of both two-day and one-day matches.

The New Zealand Under 19 team to participate in the ICC Under 19 World Cup in Bangladesh was chosen at the conclusion of the tournament.

Successful tournaments were also held for men's Under 17 and a new Women's National Development tournament which replaced the previous women's Under 21 competition.

Tournament winners for the season were:

<i>Under 19 Men</i>	<i>Northern Districts</i>
<i>Under 17 Men</i>	<i>Auckland and Northern Districts</i> <i>(joint winners)</i>
<i>Women's National Development</i>	<i>Central Districts</i>

High Performance Centre

The past year again demonstrated the importance of NZC's High Performance Centre (HPC) at Lincoln University. The HPC provides a base for New Zealand Cricket high performance programmes, ranging from player coaching programmes to medical and sports science performance enhancement initiatives, in an environment which provides playing and practice facilities of the highest quality.

These high quality playing and practice facilities provide an ideal venue for key developmental cricket events during the summer.

The National U19 and Provincial A men's tournament were based at the venue during the cricket playing season along with a large part of the newly introduced New Zealand A Playing Programme.

The desire to integrate all levels of the game at the HPC saw the utilisation of the centre for both White Ferns and Black Caps training camps and many of the players in both of those teams spent periods of time improving their skills with the assistance of coaching staff at the centre. The fact that both national men's and women's coaches are based at the HPC when not touring greatly assists this integration process.

The HPC enjoys a positive partnership with Lincoln University which provides accommodation, catering and recreational services to the centre.

Academy

NZC's Academy, based at the HPC, provides potential international cricket players with a unique and intensive programme of physical, skill and strategy development.

Over the past nine years 93 male and 15 female cricketers have attended the NZC Academy, of which 78 males and 15 females have represented their provinces at the highest level, while 28 males and 11 females have gone on to represent New Zealand.

Seven former Academy graduates made their international debuts during the year – Maria Fahey and Katey Martin were selected for the White Ferns and Michael Papps, Michael Mason, Tama Canning, Craig Cumming and Gareth Hopkins for the Black Caps.

A new initiative during the year saw the Major Association First Class coaches regularly share their coaching expertise and experience with the players at the HPC.





Strategy games, life skills and preparation for entry into a professional game were areas of focus during the middle part of the programme.

A comprehensive playing programme in November provided the NZC Academy members with opportunities to display their talents against five of the Major Associations. Having Black Caps playing with the Academy team was a highlight of the programme.

The 2003 Academy intake was: Victoria Brown (ND), Rosamond Kember (Auckland), Katey Martin (Otago), Sarah Tsukigawa (Otago), Simon Allen (Wellington), Neil Broom (Canterbury), Peter Fulton (Canterbury), Bevan Griggs (CD), James Hill (Wellington), Mark Orchard (ND), Richard Sherlock (CD) and Ross Taylor (CD). Seven additional cricketers were involved in an associates programme and another eight assisted in the playing programme.

Umpiring

New Zealand's cricket umpiring panels were renamed during the year to become the First Class (formerly A Panel), A Panel (Reserve Panel) and Reserve Panel (Regional Panel).

The First Class Panel consists of the best 10 umpires; the A Panel the next 12; and the Reserve Panel is made up of those remaining from nominations by the Major Associations.

Both the A and Reserve panels are chosen on merit and are considered to be the best 22 umpires in the country. The A Panel umpires are contracted to NZC.

The A Panel and leading umpires in the Reserve Panel officiated in all State Championship and State Shield matches. All other competitions had a mixture of A Panel and occasionally Reserve Panel members completing the umpiring duties.

There were no changes to the members of the First Class and A Panels during the year in an attempt to give more experience to the current members.

A major change was made to NZC's Code of Conduct during the year, making it a breach of the code for any player to question on field the reasons behind any decision given by an umpire.

A subsequent survey of both players and umpires indicated that approximately 50 per cent of players and 90 per cent of umpires agreed with the change. The move was supported by the New Zealand Cricket Umpires Association.

The number of umpires increased 10 per cent during the 2003/04 year, following a decrease of 10 per cent during the 2002/03 year, an increase of 52 active members. The cricket umpires association continued to provide support to NZC in all aspects of umpiring throughout the year.

Billy Bowden continued to perform well at the ICC Elite Panel level and has just accepted a further two year contract. Doug Cowie, Tony Hill and Gary Baxter were New Zealand's representatives on the ICC International Panel and officiated in ODIs in New Zealand during The National Bank Series.

The panel umpires had a very busy season at domestic level, with 253 games needing officials. The First Class Panel umpires each averaged 56 days of umpiring over a four month period during the season.





Awards Dinner

The National Bank New Zealand Cricket Awards Dinner took place at the Crowne Plaza Hotel in Auckland on March 31.

This year's winners were:

Stephen Fleming - The National Bank Player of the Year

Presented to the player whose performances have been the most outstanding over the last 12 months.

Scott Styris - Redpath Cup

Awarded to the batsman whose performances in men's First Class cricket have been the most meritorious.

Chris Martin - Winsor Cup

Awarded to the bowler whose performances in men's First Class cricket have been the most meritorious.

Stephen Fleming - Walter Hadlee Trophy

For the most meritorious batting by a New Zealand player in One Day Internationals.

Daryl Tuffey - Walter Hadlee Trophy

For the most meritorious bowling by a New Zealand player in One Day Internationals.

Chris Harris - State Medal

Awarded to the most outstanding player in men's domestic cricket.

Rebecca Steele - Phyl Blackler Cup

Awarded to the bowler whose performances in women's cricket have been the most meritorious.

Haidee Tiffen - Ruth Martin Cup

Awarded to the batsman whose performances in women's cricket have been the most meritorious.


Aimee Mason - State Plate

Awarded to the most outstanding player in women's domestic cricket.

Graham Dowling - Sutcliffe Medal

For outstanding service to cricket.





BUSINESS *of cricket*



BUSINESS of cricket



30

New Zealand Cricket (Inc.) 110th Annual Report

Build a strong and sustainable commercial base for cricket in New Zealand.



Financial Result

NZC operates a four year financial cycle, this being the second year of the current cycle. A large portion of NZC's revenue during this cycle is generated in year one, being NZC's share of the proceeds from a World Cup and from the sale of TV rights around an Indian tour of New Zealand. The revenues generated in this first year underpin the sustainability of NZC's cricket programmes for the whole cycle.

For the 2003/04 financial year NZC has recorded a surplus of \$3.135m before grants to Associations. This compares with a budgeted surplus (before grants) of \$4.502m. Increases in sponsorship income, TV rights and investment income were offset by less than expected international match gate receipts and unbudgeted costs associated with the rescheduling of the Black Caps tour to Pakistan.

During this financial year a further distribution of \$US2m was received from ICC in relation to the 2003 Cricket World Cup. At balance date \$US1.3m is still withheld by ICC from each of the full member countries as ICC continues to work through the claims from Global Cricket Corporation in relation to the World Cup.

NZC continues to provide strong financial support to the Major and District Associations. Grants to Major and District Associations totalled \$6.75m.

With two years remaining in this current financial cycle, NZC has been able to create additional revenue streams to allow it to forecast for a better than break-even position over the four years. This is a significant improvement on the forecast position two years ago, at the commencement of this cycle.

Marketing

The marketing campaign for the 2003/04 National Bank Series against Pakistan and National Bank Series against South Africa focused on the catch phrase "it's a jumbo summer of cricket".

The integrated campaign co-ordinated a mix of television, radio, newspaper, outdoor advertising and public relations initiatives to promote two very different touring teams within one campaign.

A highlight during the home season was the marketing of The National Bank family days on the Sundays of most Tests. The family day at the Basin Reserve in the Test against South Africa resulted in a near capacity crowd.

The campaign was hindered by poor weather during the South African series. New Zealand experienced one of the worst Februaries since recordings began, with 30 rainfall records broken around the country.

As a result of the poor weather match attendances and gate receipts were down on budget.

However interest in cricket remained strong throughout the summer as demonstrated by traffic to the NZC web site, www.nzcricket.co.nz, SKY viewer hours and media clippings. SKY attracted more than 20 million viewer hours to cricket during the summer.

During the year NZC's relationship with CricInfo came to an end and NZC launched its own website, centred around the provision of live scoring of international and representative domestic matches.

NZC's website attracted more than 37 million site hits during the summer, 446,466 visitor sessions and 119,877 unique visitors with an average visitor session length of more than 26 minutes.





Commercial Partners

In October The National Bank replaced TelstraClear as the sponsor of the Black Caps. This sponsorship, in addition to The National Bank's existing sponsorship of the summer home international series, will continue until at least 2011.

The National Bank's sponsorship was highly visible and well leveraged by the Bank through its integrated marketing campaigns which featured television advertising and this year included an interactive road show which toured most venues hosting ODIs against South Africa.

The National Bank also continued its sponsorship of the annual NZC awards evening which was televised live on SKY Sport and broadcast live by Radio Sport.

Another highlight during the year was State's decision to renew its sponsorship of all domestic men's and women's senior representative cricket through to 2008.

State branding of the domestic season continued to be strong and this was reflected in high public recognition and awareness of the association between State and domestic representative cricket.


Wellfit, NZC's apparel sponsor and official apparel supplier, also renewed its commercial partnership with NZC and the Black Caps.

Peugeot became NZC's official car supplier during the year and is already firmly associating with cricket as it seeks to leverage this commercial partnership.

NZC's broadcasting rights holders, SKY Television and The Radio Network, continued to bring comprehensive coverage of men's international cricket and a quality programme of women's international cricket and men's representative domestic cricket to the public.

Scottwood Trust became the sponsor of the White Ferns, the New Zealand A cricket team (men's), the New Zealand Under 19 cricket team, the NZC High Performance Centre and NZC Academy.

New Zealand Community Trust continued and extended its support of age-group tournaments throughout the year.





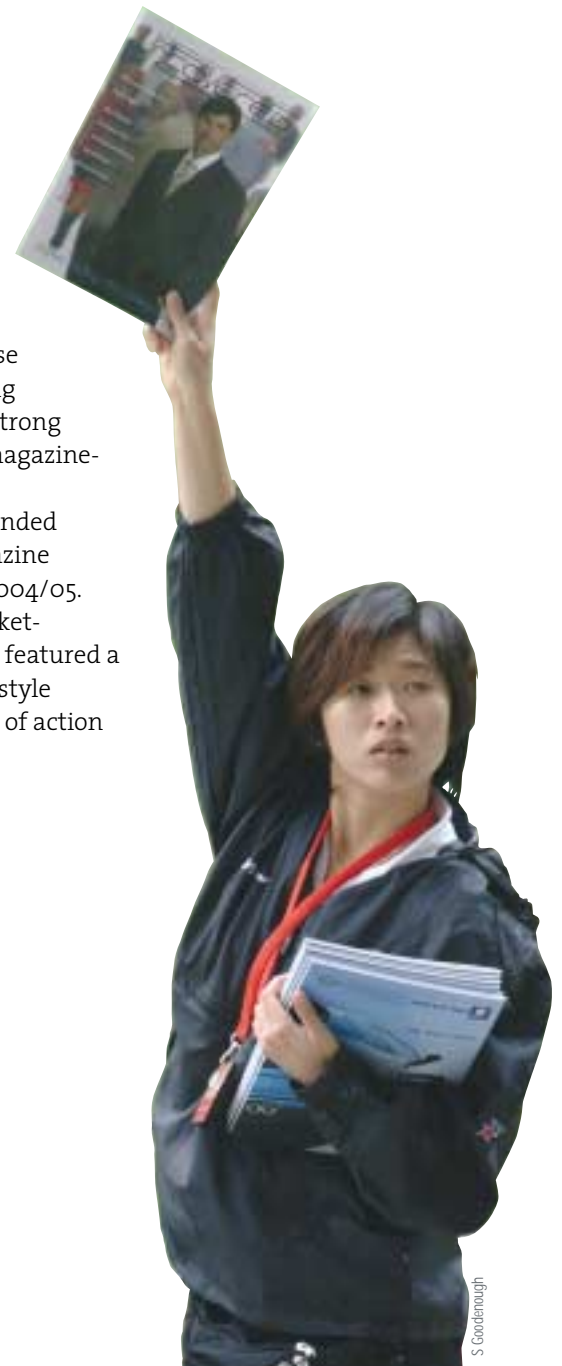
NZC highly values its relationship with all its commercial and funding partners. These are acknowledged as follows:

Air New Zealand	Air travel supplier
Budget Rent a Car	Rental car supplier
Carnegie Sports International	Ground signage supplier
DB Breweries	Pourage rights holder
Montana Wines	Wine supplier
Nestlé NZ Ltd	(MILO) junior development programme
New Zealand Community Trust	Secondary school and club development programme
Peugeot	Vehicle supplier
Photosport	Photographic supplier
Scottwood Trust	The White Ferns New Zealand A New Zealand U19 NZC High Performance Centre NZC Academy Programme
SellAgence (Gillette)	Secondary school boys' tournament
SKY Television	Television rights holder
SPARC	Sport development and high performance funding
Spectrum Print	Print sponsor and supplier
STATE	All men's and women's premier domestic competitions All men's and women's Major Association premier teams
TelstraClear Limited	Telecommunications supplier
The National Bank	The National Bank Series The Black Caps
The Radio Network	Radio broadcast partner
Ticketek	Ticketing partner
Wellfit	Apparel and merchandise sponsor and supplier

Publications

The publication, "Summer of Cricket", again marked the arrival of the international season and reached 245,000 households via insertion into the November 30 edition of the Sunday Star Times.

A comprehensive research exercise undertaken on NZC's longstanding Souvenir Programme revealed a strong market preference for a quality magazine-style publication distributed at international matches. NZC responded accordingly, launching new magazine "Uncovered" with two issues in 2004/05. Currently New Zealand's sole cricket-dedicated magazine, "Uncovered" featured a mix of statistical, general and lifestyle stories complemented by a range of action shots and editorial photography.



S. Goodenough

New Zealand Cricket (Inc.)

Statement of Financial Performance for the year ended 31 May 2004

	Notes	2004	2003
		\$	\$
Total Operating Revenue	2	22,602,488	41,234,531
Less Operating Expenses:			
International Men's Teams		7,759,109	6,127,834
International Women's Teams		398,574	467,028
Administration		3,980,169	3,868,688
Marketing		2,052,565	1,840,187
Commissions and Levies		3,232,499	6,011,381
Coaching and Development		1,584,867	1,576,309
Other Cricket Playing		459,413	367,449
		<u>19,467,196</u>	<u>20,258,876</u>
Net Operating Surplus	3	3,135,292	20,975,655
Less Grants and Distributions to Associations	13	6,476,556	6,460,720
Net Operating Surplus (Deficit) After Distributions		\$(3,341,264)	\$14,514,935
Less Special Grants to Major Associations	13	280,000	300,000
Net Surplus (Deficit) for the year		\$(3,621,264)	\$14,214,935

New Zealand Cricket (Inc.)

Statement of Movements in Equity for the year ended 31 May 2004

	Notes	2004	2003
		\$	\$
Equity at 1 June 2003		17,711,378	3,496,443
Net Surplus (Deficit) for the year		(3,621,264)	14,214,935
Equity at 31 May 2004	7	\$14,090,114	\$17,711,378


The accompanying notes form part of these financial statements.

New Zealand Cricket (Inc.)


Statement of Financial Position for the year ended 31 May 2004

	Notes	2004 \$	2003 \$
Current Assets:			
Bank Accounts and Deposits		11,137,699	13,337,196
Trade and Sundry Receivables		1,431,507	2,874,122
Sundry Loans		90,000	164,999
Prepayments		1,644,122	3,125,073
Tour Work in Progress		906	6,244
Inventory	4	282,670	223,650
		14,586,904	19,731,284
Non Current Assets:			
Sundry Loans	11	525,000	350,000
Property, Plant and Equipment	5	2,389,042	2,453,858
		2,914,042	2,803,858
		\$17,500,946	\$22,535,142
Less Current Liabilities and Accruals:			
Trade Creditors and Accruals	6	1,120,760	1,150,972
Employee Entitlements	8	206,145	176,958
Prepaid Income		2,083,927	3,495,834
		3,410,832	4,823,764
Net Assets		\$14,090,114	\$17,711,378
Equity	7	\$14,090,114	\$17,711,378

For and on behalf of the Board of New Zealand Cricket (Inc.) which authorised the issue of the financial report on 30 July, 2004.



Sir John Anderson
Chairman



M.C. Snedden
Chief Executive

The accompanying notes form part of these financial statements.

New Zealand Cricket (Inc.)

Cash Flow Statement for the year ended 31 May 2004

	Notes	2004 \$	2003 \$
<u>Cash flows from Operating Activities</u>			
Cash was provided from:			
Receipts from sponsorship, grants and other activities		25,012,413	37,541,232
Interest Received		633,213	171,357
		<u>25,645,626</u>	<u>37,712,589</u>
Cash was applied to:			
Payments to Suppliers and Employees		(20,872,008)	(18,433,340)
Grants to Associations		(6,756,556)	(6,760,720)
Interest Paid		(5,578)	(26,711)
		<u>(27,634,142)</u>	<u>(25,220,771)</u>
Net Cash inflow (outflow) from operating activities	10	<u>\$(1,988,516)</u>	<u>\$12,491,818</u>
<u>Cash flows from Investing Activities</u>			
Cash was provided from:			
Sale of Property, Plant and Equipment		50,000	5,628
Cash was applied to:			
Purchase of Property, Plant and Equipment		(260,935)	(222,695)
Net Cash Outflow from investing activities		<u>\$(210,935)</u>	<u>\$(217,067)</u>
Net Increase (Decrease) in cash held		<u>\$(2,199,451)</u>	<u>\$12,274,751</u>
Add cash at 1 June 2003		13,337,196	1,065,463
Effect of exchange rate change on foreign currency balance		(46)	(3,018)
Cash Balance at end of year 31 May 2004		<u>\$11,137,699</u>	<u>\$13,337,196</u>

The accompanying notes form part of these financial statements.

New Zealand Cricket (Inc.)

Notes to and forming part of the Financial Statements for the year ended 31 May 2004

1. Statement of Accounting Policies

Reporting Entity

New Zealand Cricket (Inc.) is an incorporated society under the Incorporated Societies Act 1908. The financial statements of New Zealand Cricket (Inc.) have been prepared in accordance with generally accepted accounting practices.

Measurement Base

The Accounting principles recognised as appropriate for the measurement and reporting of Financial Performance and Financial Position on a historical costs basis are followed by New Zealand Cricket (Inc.).

Specific Accounting Policies

The following specific accounting policies which materially affect the measurement of financial performance and financial position have been applied:

a. Accounts Receivable

Accounts Receivable are stated at their estimated realisable value.

b. Inventories

Inventories are stated at cost, determined on a first-in first-out basis. These include resources, clothing, promotional product for the development initiatives, and marketing resources used for promotional purposes not utilised at balance date.

c. Foreign Currencies

Overseas transactions are converted at the New Zealand rate of exchange ruling at the date of the transaction. At balance date foreign monetary assets and liabilities are translated at the closing rate, and exchange variations arising from these are included in the Statement of Financial Performance.

The exchange differences on hedging transactions undertaken to establish the price of particular revenues or expenses, together with any costs associated with the hedged transactions, are deferred and included in the measurement of the revenue or expense transaction.

d. Trade Creditors and Accruals

Trade Creditors and Accruals are stated at the estimated amounts payable.

e. Leases

New Zealand Cricket (Inc.) leases certain Office Equipment and Buildings.

Operating Lease payments, where the lessors effectively retain substantially all the risks and benefits of ownership of the leased items, are included in the determination of the net surplus in equal instalments over the lease term.

f. Financial Instruments

Financial instruments recognised in the statement of financial position include cash balances, receivables, payables, deposits and loans to others. In addition New Zealand Cricket (Inc.) is party to financial instruments with off balance sheet risk, some to reduce exposure to fluctuations in foreign currency exchange rates. These financial instruments are guarantees of other's term loan facilities and foreign currency forward exchange contracts.

New Zealand Cricket (Inc.) enters into foreign currency forward exchange contracts to hedge trading transactions, including anticipated transactions, denominated in foreign currencies. Gains and losses on contracts which hedge specific short-term foreign currency denominated transactions are recognised as a component of the related transaction in the period in which the transaction was completed.

Where the hedge of an anticipated transaction is terminated early, but the anticipated transaction is still expected to occur, the gain or loss that arose prior to termination of the hedge continues to be deferred and is recognised as a component of the transaction when it is completed. If the trading transaction is no longer expected to occur, the gain or loss on the terminated hedge is recognised in the statement of financial performance immediately.

New Zealand Cricket (Inc.)

Notes to and forming part of the Financial Statements for the year ended 31 May 2004 *continued*

g. Property, Plant and Equipment

Property, Plant and Equipment are stated at cost less aggregate depreciation. Depreciation is provided for on a straight line basis on all tangible property, plant and equipment, at depreciation rates calculated to allocate the assets' costs over their estimated useful lives.

Depreciation has been calculated on the basis of the following depreciation periods:

Motor Vehicles	5 years
Office Furniture/Equipment	2 – 10 years
Computer Equipment	2 – 4 years
Cricket Equipment	4 – 12 years
Furniture & Fittings	5 – 20 years
Grounds	20 years
Grounds Plant & Equipment	5 – 20 years
Buildings	5 – 20 years

Trade Marks are amortised over a 10 year period.

Changes in Accounting Policies

There have been no changes in accounting policies. All policies have been applied on bases consistent with those used in previous years.

2. Operating Revenue	2004	2003
	\$	\$
Revenue	21,966,160	41,063,174
Interest Revenue	633,213	171,357
Foreign Exchange Gains	3,115	-
	<u>\$22,602,488</u>	<u>\$41,234,531</u>

3. Operating Surplus	2004	2003
	\$	\$
After Charging:		
Depreciation:		
- Motor Vehicles	15,993	15,271
- Furniture & Fittings	23,697	36,670
- Office Furniture	12,302	14,347

- Computer Equipment	27,625	19,952
- Cricket Equipment	10,945	18,503
- Grounds	31,240	31,240
- Grounds Equipment	67,210	65,405
- Buildings	73,949	73,601
- Trade Marks	2,019	2,023
Loss on sale Fixed Asset	10,770	3,251
Doubtful Debts written off	-	(5,664)
Interest Expense & Bank Fees	5,578	26,711
Foreign Exchange Losses	-	12,922
Rental and Operating Lease costs	261,588	262,813
Auditing Fees	13,500	13,000
Other Fees paid to Auditors	7,150	4,100

4. Inventories	2004	2003
	\$	\$
Cricket Balls	36,935	32,907
Clothing, Gear Bags & Suitcases	86,743	89,218
Marketing Resources	3,449	-
Development Resources	<u>155,543</u>	<u>101,525</u>
	<u>\$282,670</u>	<u>\$223,650</u>

5. Property, Plant and Equipment	2004	At Cost	Accum Depn	Net Book Value
		\$	\$	\$
Motor Vehicles		119,301	81,239	38,062
Office Furniture & Equipment		168,125	123,176	44,949
Computer Equipment		340,081	183,297	156,784
Cricket Equipment		135,490	108,333	27,157
Furniture & Fittings		266,399	184,781	81,618
Buildings		1,722,102	471,203	1,250,899
Grounds		468,372	108,273	360,099
Grounds Plant & Equipment		677,465	258,334	419,131
Trade Marks		19,391	9,048	10,343
		<u>\$3,916,726</u>	<u>\$1,527,684</u>	<u>\$2,389,042</u>

New Zealand Cricket (Inc.)

Notes to and forming part of the Financial Statements for the year ended 31 May 2004 continued

2003	At Cost	Accum Depn	Net Book Value
	\$	\$	\$
Motor Vehicles	119,302	65,247	54,055
Office Furniture & Equipment	163,518	110,874	52,644
Computer Equipment	197,290	155,672	41,618
Cricket Equipment	135,312	97,388	37,924
Furniture & Fittings	258,129	161,083	97,046
Buildings	1,719,448	397,254	1,322,194
Grounds	468,372	77,033	391,339
Grounds Plant & Equipment	704,920	260,245	444,675
Trade Marks	19,391	7,028	12,363
	<u>\$3,785,682</u>	<u>\$1,331,824</u>	<u>\$2,453,858</u>

6. Trade Creditors and Accruals

	2004	2003
	\$	\$
Trade Creditors	888,717	505,820
Other Accruals	229,143	630,402
Grants to Associations	2,900	14,750
	<u>\$1,120,760</u>	<u>\$1,150,972</u>

7. Equity

	2004	2003
	\$	\$
Opening Accumulated Operating Funds	17,711,378	3,496,443
Net Surplus (Deficit) for the year	<u>(3,621,264)</u>	<u>14,214,935</u>
Total Equity 31 May 2004	\$14,090,114	\$17,711,378

8. Employee Entitlements

	2004	2003
	\$	\$
Balance at beginning of the year	176,958	142,059
Additional provision	168,618	140,839
Amount utilised	<u>(139,431)</u>	<u>(105,940)</u>
Balance at end of the year	\$206,145	\$176,958

9. Lease Commitments

Future Lease Commitments for New Zealand Cricket (Inc.) are:

	2004	2003
	\$	\$
Not later than 1 year	250,875	241,095
Between 1-2 years	217,975	235,957
Between 2-5 years	378,780	510,983
Over 5 years	393,805	440,429

10. Reconciliation of Net Operating surplus (deficit) with Net Cash inflow (outflow) from operations

	2004	2003
	\$	\$
Net Surplus (Deficit)	(3,621,264)	14,214,935
Add non-cash items :		
Depreciation	264,981	277,012
Loss on Disposal Fixed Assets	10,770	1,263
	<u>275,751</u>	<u>278,275</u>
Movements in Working Capital		
(Increase) Decrease in Accounts Receivable	1,442,615	(931,242)
(Increase) Decrease in Sundry Loans	(100,000)	0
(Increase) Decrease in Prepayments	1,480,950	(2,724,359)
Increase (Decrease) in Accounts Payable	(1,412,932)	1,534,084
(Increase) Decrease in Stock	(59,020)	(69,607)
(Increase) Decrease in Tour WIP	<u>5,338</u>	<u>186,714</u>
	<u>1,356,951</u>	<u>(2,004,410)</u>
Effect of exchange rate change on foreign balance	<u>46</u>	<u>3,018</u>
Net cash inflow (outflow) from operating activities	<u>\$(1,988,516)</u>	<u>\$12,491,818</u>

New Zealand Cricket (Inc.)

Notes to and forming part of the Financial Statements for the year ended 31 May 2004 *continued*

11. Financial Instruments

Credit Risk

Financial instruments which potentially subject New Zealand Cricket (Inc.) to credit risk principally consist of bank balances, accounts receivable, sundry loans, guarantees of other's term loan facilities, and foreign currency forward exchange contracts.

Maximum exposures to the credit risk as at balance date are:

	2004	2003
	\$	\$
Bank Balances & Deposits	11,137,699	13,337,196
Receivables	1,165,941	2,874,122
Sundry Loans	615,000	514,999
Forward Exchange Contracts	4,490,749	7,852,302
Financial Guarantees	100,000	200,000

New Zealand Cricket (Inc.) has given a guarantee to ASB Bank Ltd in respect of a Term Loan of \$500,000 drawn by the Eden Park Trust Board for improvements at Eden Park. The guarantee reduced at 31 March, 2004 to \$100,000 and thereafter reduces annually by \$100,000 until New Zealand Cricket's obligations are extinguished by 31 March, 2005.

Sundry Loans include Loans to Major Associations of \$525,000. These Loans are subject to interest based on the 90-day Bill rate at the beginning of each quarter, and are secured by future grants payable to those associations.

The above maximum exposures are net of any recognised provision for losses on these financial instruments. No collateral is held on the above amounts.

Concentrations of Credit Risk

Funds on deposit are primarily with the National Bank of New Zealand Ltd. Other deposits include Commercial Paper with other major trading banks.

Currency Risk

New Zealand Cricket (Inc.) has exposure to foreign exchange risk as a result of transactions denominated in foreign currency, arising from normal trading activities. The NZD equivalent of unhedged currency risk at balance date is Nil (2003, Nil).

During the current year, where exposures were certain, New Zealand Cricket (Inc.) hedged most of its new season offshore exposure. New Zealand Cricket (Inc.) used forward foreign exchange contracts to manage these exposures. The notional contract amounts of forward foreign exchange instruments outstanding at balance date were \$4,490,749 (2003, \$7,852,302), for delivery on 29th November, 2004.

Interest Rate Risk

Interest earned on bank balances and deposits are based on the current interest rate. At balance date this was 5.5%.

Credit Facilities

New Zealand Cricket (Inc.) has a bank overdraft facility of \$1,000,000 with the National Bank of New Zealand Ltd. Apart from this facility, which was not being utilised at balance date, there were no other credit facilities.

Fair Values

The following methods and assumptions were used to estimate the fair value of each class of financial instrument.

Bank Accounts and Deposits, Receivables and Trade Creditors

The carrying amount is the fair value for each of these classes of financial instruments noted above. Bank Deposits are recorded at market value, and are subject to market forces. Market value is subject to changes in interest rates.

Forward Foreign Exchange Contracts

The estimated fair value of off balance sheet forward foreign exchange contracts at balance date was \$427,034 (2003, \$455,546). The estimated fair value of forward foreign exchange contracts is based on market rates at balance date.

New Zealand Cricket (Inc.)

Notes to and forming part of the Financial Statements for the year ended 31 May 2004 *continued*

Financial Guarantees

It is not practicable to estimate the fair value of financial guarantees within an acceptable level of reliability.

12. Segment Information

New Zealand Cricket (Inc.) operates in one industry and geographical location, this being the promotion and administration of cricket in New Zealand. Domestic cricket and development programmes are coordinated through Major Associations who in addition assist with hosting arrangements of International Teams. New Zealand Cricket (Inc.) is responsible for operating the High Performance Centre at Lincoln University and for managing New Zealand teams touring offshore.

13. Transactions with Related Parties

Major/District Associations

During the year New Zealand Cricket (Inc.) made payments of \$6,145,556 (2003, \$6,122,220) and special grants of \$280,000 (2003, \$300,000) to Major Associations, and \$331,000 (2003, \$338,500) to District Associations.

Major and District Associations are the members of New Zealand Cricket (Inc.) as provided for in the Constitution of New Zealand Cricket (Inc.).

The balances outstanding on Receivables at the end of the year were \$222,395 (2003, \$64,811), while the balances outstanding on Payables at the end of the year were \$64,834 (2003, \$11,400). No amounts were written off or forgiven during the year.

New Zealand Cricket (Inc.) has advanced loans to some Major Associations, as referred to in Note 11.

14. Income Recognition

Income is generally recognised in the period to which it relates. Should there be any doubt as regards the receipt of any income then recognition of that income will be deferred until the period in which it is actually received.

At balance date the claim by GCC on ICC in relation to the 2003 Cricket World Cup remains unresolved, and the ICC, while releasing further funds during the current financial year, continues to withhold funds from each full member country until such claims are satisfied. In line with the above policy, New Zealand Cricket (Inc.) has only recognised to date those amounts actually confirmed or received at the time of completion of these financial statements. Any further amounts subsequently received by NZC will be recognised in the financial year in which they are received.

15. Contingent Liabilities

	2004	2003
	\$	\$
Guarantee of Term Loan Facilities of Eden Park Trust Board to a limit of	<u>\$100,000</u>	<u>\$200,000</u>
At balance date the amount of the Term Loan facility so guaranteed was	<u>\$100,000</u>	<u>\$200,000</u>

Under the Master agreement negotiated with the Cricket Player's association in 2002, 22.92% of the "New Zealand Cricket Revenue" represents the amount allocated to the Player Pool, and it is from this pool that all player payments are made. The initial budgeted allocation for the 4 years ending May, 2006 was \$5.1m per annum.

If at the end of the 4 year period the actual amount allocated to the Pool exceeds that initially allocated then NZC has a liability to the players.

As at balance date no liability exists.

16. Capital Commitments

There were no capital commitments at 31 May, 2004 (2003, Nil).

Auditor's Report

To the Members of New Zealand Cricket (Inc.)

We have audited the financial statements on pages 34 to 41. The financial statements provide information about the past financial performance of New Zealand Cricket (Inc.) and its financial position as at 31 May 2004. This information is stated in accordance with the accounting policies set out on pages 37 to 38.

Board's Responsibilities

The Board of Directors are responsible for the preparation of financial statements which comply with generally accepted accounting practice in New Zealand and fairly present the financial position of New Zealand Cricket (Inc.) as at 31 May 2004 and its financial performance and cash flows for the year ended on that date.

Auditor's Responsibilities

It is our responsibility to express an independent opinion on the financial statements presented by the Board of Directors and report our opinion to you.

Basis of Opinion

An audit includes examining, on a test basis, evidence relevant to the amounts and disclosures in the financial statements. It also includes assessing:

- the significant estimates and judgements made by the Board of Directors in the preparation of the financial statements; and
- whether the accounting policies are appropriate to New Zealand Cricket (Inc.)'s circumstances, consistently applied and adequately disclosed.

We conducted our audit in accordance with generally accepted auditing standards in New Zealand. We planned and performed our audit so as to obtain all the information and explanations which we considered necessary in order to provide us with sufficient evidence to give reasonable assurance that the financial statements are free from material misstatements, whether caused by fraud or error. In forming our opinion we also evaluated the overall adequacy of the presentation of information in the financial statements.

Ernst & Young provides tax advice to New Zealand Cricket (Inc.).

Unqualified Opinion

We have obtained all the information and explanations we have required.

In our opinion the financial statements on pages 34 to 41:

- comply with generally accepted accounting practice in New Zealand; and
- fairly present the financial position of New Zealand Cricket (Inc.) as at 31 May 2004 and its financial performance and cash flows for the year ended on that date.

Our audit was completed on 30 July 2004 and our unqualified opinion is expressed as at that date.



Christchurch



photosport

Sports photography supplied by Photosport. All Photosport images remain the property of Photosport.



Spectrum Print

Pre-press and print production by Spectrum Print, Christchurch.

stephen goodenough
photographer

Photography supplied by Stephen Goodenough on the cover & where marked on pages 9, 13, 14, 30 and 33.

New Zealand Cricket (Inc)
Level 6
164 Hereford Street
Christchurch
Tel: (03) 366 2964
Fax: (03) 365 7491
www.nzcricket.co.nz