~~CONFIDENTIAL~~

REVISIONS				
REV	PLATE	DESCRIPTION	DATE	APPD
A	2,3,6, 7,8,9	PLATES NOTED HAVE BEEN CORRECTED TO AGREE WITH SHIPS INSTALLATIONS CHECKED AT NEW YORK NAVAL SHIPYARD AS OF 15 NOV 1952 AND ARE DESIGNATED AS SELECTED RECORD DRAWINGS	[illegible]	[illegible]
B	1 TO 18 INCL.	THIS BOOKLET HAS BEEN CORRECTED TO AGREE WITH SHIPS INSTALLATIONS AS CHECKED AT NEW YORK NAVAL SHIPYARD JA[illegible] 1954. (W. ROSENBLATT & MR. [illegible])	[illegible]	[illegible]

PLATE NO. 1

CVS 36

AIRCRAFT CARRIER CVS 36

CORRECTED TO SUIT SHIP		
PLACE	DATE	APPROVED
NAVY YARD NEW YORK	JAN 3, 1944	[illegible]
PHILADELPHIA NAVY YARD	MAY 16, 1945	[illegible]
SAN FRANCISCO CALIFORNIA	JULY 3, 1947	[illegible]
SAN FRANCISCO CALIFORNIA	SEPT 30, 1948	[illegible]
SAN FRANCISCO CALIFORNIA	APR 28, 1951	[illegible]
BOSTON NAVAL SHIPYARD	JAN. 16, 1954	[illegible]
BOSTON NAVAL SHIPYARD	JUNE 23, 1958	[illegible]

ORDER OF PLANS	
TITLE	PLATE NO.
COVER SHEET	1
GENERAL INFORMATION DATA	2
OUTBOARD PROFILE - PORT	3
OUTBOARD PROFILE STBD	4
INBOARD PROFILE	5
ISLAND PLATFORMS & BRIDGES	6
FLIGHT DECK	7
GALLERY DECK	8
FORECASTLE DECK	9
MAIN DECK	10
SECOND DECK	11
THIRD DECK	12
FOURTH DECK	13
FIRST PLATFORM	14
SECOND PLATFORM	15
HOLD	16
THIRD BOTTOM	17
DOUBLE BOTTOM	18

PROPERTY OF THOMAS F. WALKOWIAK COLLECTION

~~CONFIDENTIAL~~

BOOKLET OF GENERAL PLANS

PREPARED AT THE NAVY YARD, NEW YORK

CONFIDENTIAL

GENERAL DIMENSIONS

HULL

LENGTH BETWEEN PERPENDICULARS	820'-0"
PROJECTION FORWARD OF FORWARD PERPENDICULAR	29'-0"
PROJECTION AFT OF AFT PERPENDICULAR	39'-0"
LENGTH OVERALL	888'-0"
OVERHANG FROM KEEL KNUCKLE TO STERN	133'-7"
FRAME SPACING	4'-0"
LENGTH OF CENTER VERTICAL KEEL	664'-0"
BREADTH MOLDED MAIN DK. AT MID-PERPENDICULAR	93'-0"
BREADTH MOLDED 26'-6" WATERLINE AT MID-PERPENDICULAR	93'-0"
BREADTH EXTREME GALLERY DK. AT FR. 155	123'-0"
DEPTH MOLDED MAIN DK. AT MID-PERPENDICULAR	54'-6"
DEPTH MOLDED FORECASTLE DECK AT STEM	63'-1"
DEPTH MOLDED MAIN DK. AT STERN	54'-6"
RATIO OF LENGTH TO BEAM	8.817
DESIGNERS DRAFT ABOVE BOTTOM OF KEEL	26'-7"
KEEL DRAFT CORRESPONDING TO TRIAL DISPLACEMENT AT F.P.	25'-4"
KEEL DRAFT CORRESPONDING TO TRIAL DISPLACEMENT AT A.P.	28'-4"

RUDDER

RUDDER AXIS FWD. OF AFT PERPENDICULAR	4'-0"
BOTTOM OF RUDDER ABOVE BASE LINE	0'-0"
UPPER LEADING EDGE FWD OF RUDDER AXIS	1'-0"
LOWER LEADING EDGE FWD OF RUDDER AXIS	1'-6"
TRAILING EDGE AFT OF RUDDER AXIS AREA	1'-0"
AREA	429 SQ.FT.

ACCOMMODATIONS

PERSONNEL	BERTHS	BEDS	HAMM.	LKR'S	PRACT. LKRS
CHIEF OF STAFF		1			
CAPTAIN		1			
CHIEF OF STAFF		1			
EXECUTIVE OFFICER		1			
W. R. OFFICERS	343				
C.P.O.	150			150	
CREW	2457			2457	27
SICK BAY	48	1			
W.R. EMERG. BERTHING					
TOTAL	2998	5		2607	27

LIFE BOATS & FLOATS

NO.			TOTAL
2	26 FT. MOTOR WHALEBOAT	(24 EACH)	48
1	35 FT. MOTOR BOAT	(27)	27
3	40 FT. MOTOR LAUNCH	(90 EACH)	270
2	40 FT. PERSONNEL BOAT	(40 EACH)	80
205	CO² LIFE BOATS	(15 EACH)	3075
2	40 FT. UTILITY BOATS	(75 EACH)	150
		TOTAL	3650

CONFIDENTIAL

GEN. INFORMATION DATA

BU. OF SHIPS NO. CVS 36 - S 0103 - 1307090

CVS 36 - PLATE 2 OF 18

CONFIDENTIAL

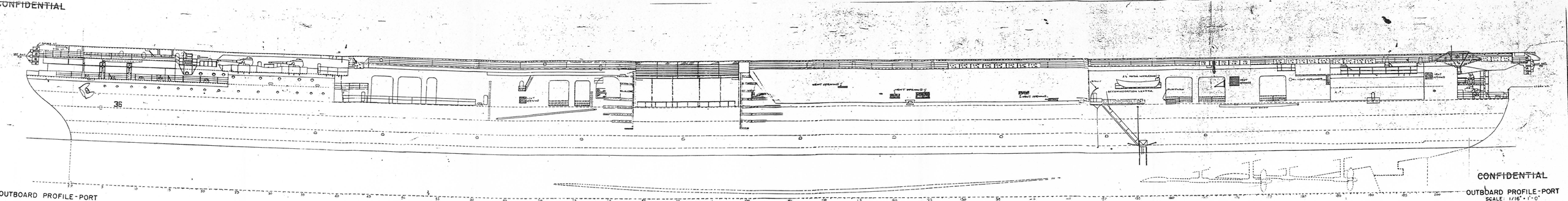

OUTBOARD PROFILE - PORT

CONFIDENTIAL

OUTBOARD PROFILE - PORT

SCALE: 1/16" = 1'-0"

BU. OF SHIPS NO. CVS 36 - S0103-1307090

CVS 36 - PLATE 3 OF 18

GENERAL DIMENSIONS

LENGTH BETWEEN PERPENDICULARS	[illegible]
PROJECTION FORWARD OF FORWARD PERPENDICULAR	[illegible]
PROJECTION AFT OF AFT PERPENDICULAR	[illegible]
LENGTH OVERALL	886'-[illegible]
OVERHANG FROM KEEL KNUCKLE TO STERN	13'-3½"
FRAME SPACING	4'-0"
LENGTH OF CENTER MODULE	960'-[illegible]
BREADTH MOLDED, MAIN DECK AT MID-SECTION	[illegible]
BREADTH MOLDED, 33'-0" WATERLINE AT MID-PERPENDICULAR	37'-[illegible]
BREADTH EXTREME, GALLERY DECK	127'-[illegible]
DEPTH MOLDED, MAIN DECK AT MID-PERPENDICULAR	64'-[illegible]
DEPTH MOLDED FORECASTLE DECK AT STEM	63'-[illegible]
DEPTH MOLDED, MAIN DECK AT STERN	54'-9"
RATIO OF LENGTH TO BEAM	[illegible]
DEPTHS, DRAFT, AIRS, DRAFT, AIRS OF USE	26'-[illegible]
KEEL DRAFT CORRESPONDING TO TRIAL DISPLACEMENT AT K.P.	25'-[illegible]
KEEL DRAFT CORRESPONDING TO TRIAL DISPLACEMENT AT A.P.	28'-[illegible]

MASTS & LIGHTS

ABOVE DESIGNERS WATERLINE AND ABOVE BASELINE	
HEIGHT OF TOP OF MAST (TOP OF MAIN MAST ANTENNA)	188'-10"
HEIGHT OF TOP OF LT	180'-4 7/8"
HEIGHT OF MASTHEAD LIGHT	86'-2½"
HEIGHT OF BLINKER LT P/S	70'-8½"
HEIGHT OF RANGE LIGHT	131'-8½"
HEIGHT OF SIDE LT (P/S)	65'-10"
HEIGHT OF ANCHOR LIGHT FWD	54'-5"
HEIGHT OF ANCHOR LIGHT AFT	35'-6½"
HEIGHT OF SIDELIGHT P/S	55'-11½"

RUDDER

RUDDER AXIS END OF AFT PERPENDICULAR	43'-0"
BOTTOM OF RUDDER ABOVE BASE LINE	0'-0"
UPPER LEADING EDGE END OF RUDDER AXIS	14'-7"
LOWER LEADING EDGE END OF RUDDER AXIS	12'-6"
TRAILING EDGE AT BOTTOM RUDDER AXIS	16'-0"
AREA	429 SQ. FT.



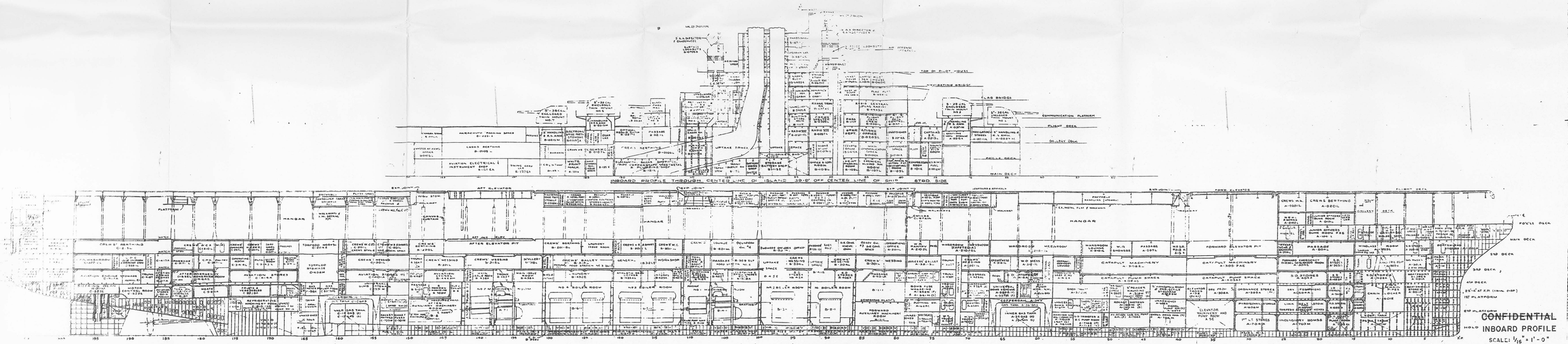
INBOARD PROFILE THROUGH CENTER LINE OF ISLAND 39'-8" OFF CENTER LINE OF SHIP STBD SIDE
NAVIGATING BRIDGE
FLIGHT DECK
MAIN DECK
HANGAR
2ND DECK
3RD DECK
4TH DECK
1ST PLATFORM
2ND PLATFORM
HOLD
CONFIDENTIAL
INBOARD PROFILE
SCALE: 1/16" = 1'-0"
BU. OF SHIPS NO. CVS 36-S G103-1307090
CVEC PLATE 5 OF 16

~~CONFIDENTIAL~~

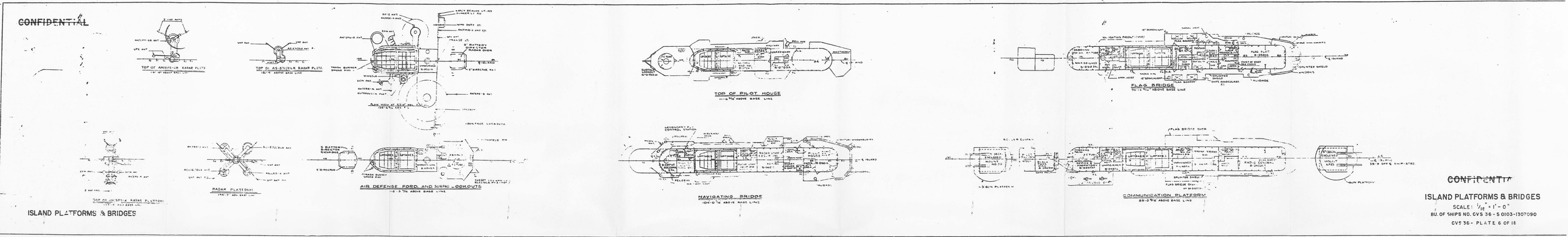

ISLAND PLATFORMS & BRIDGES

~~CONFIDENTIAL~~

ISLAND PLATFORMS & BRIDGES

SCALE: 1/16" = 1'-0"

BU. OF SHIPS NO. CVS 36 - S 0103-1307090

CVS 36 - PLATE 6 OF 16

CONFIDENTIAL

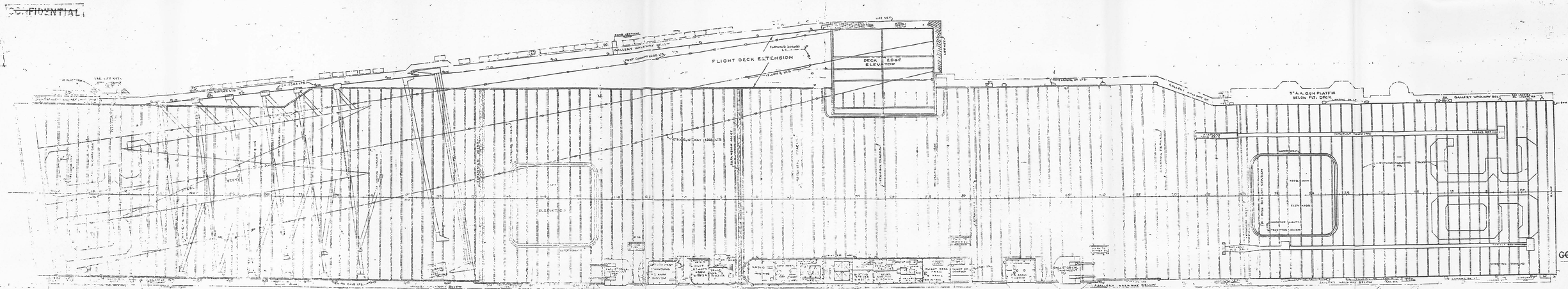

CONFIDENTIAL

FLIGHT DECK

SCALE: 1/16" = 1'-0"

BU. OF SHIPS NO. OVS 35-50103-1307090

OVS 26-1 PLATE 7 OF 18

CONFIDENTIAL

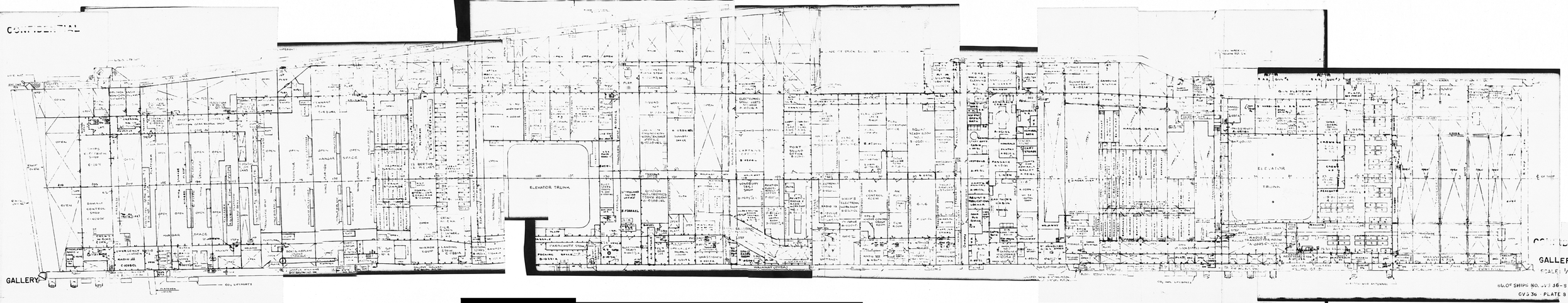

CONFIDENTIAL

GALLERY DECK

SCALE: 1/16" = 1 FOOT

BU. OF SHIPS NO. CV3 36-S0102-13L7090

CV3 36 - PLATE 3 OF 18

CONFIDENTIAL

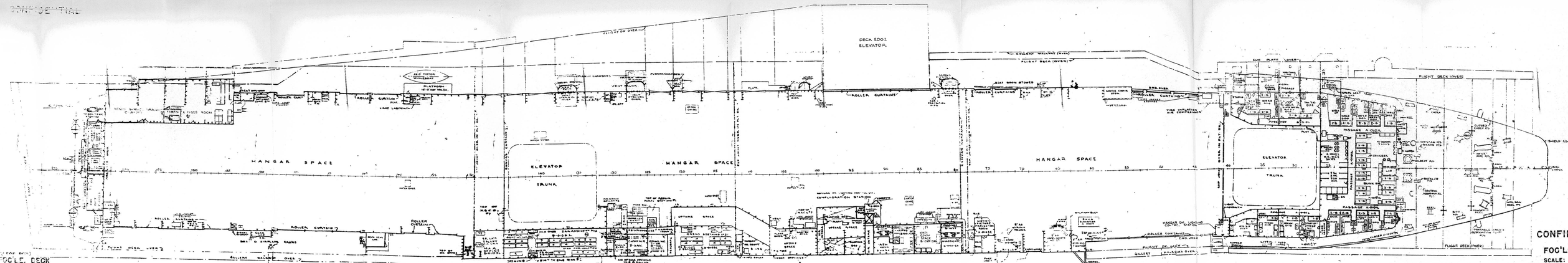

CONFIDENTI

FOG'LE DEC

SCALE: 1/16" = 1 FO

BU. OF SHIPS NO. CVS 36 - 90103-1

CVS 36 - PLATE 9 OF 18

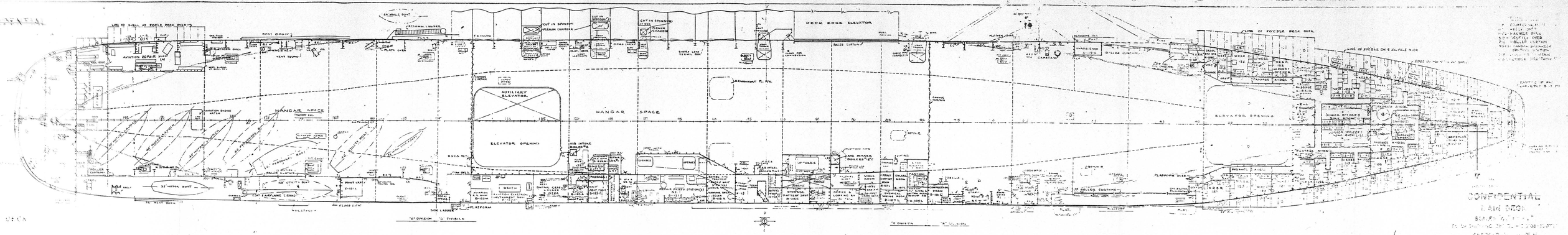

CONFIDENTIAL
AIR DECK
SCALE

CONFIDENTIAL

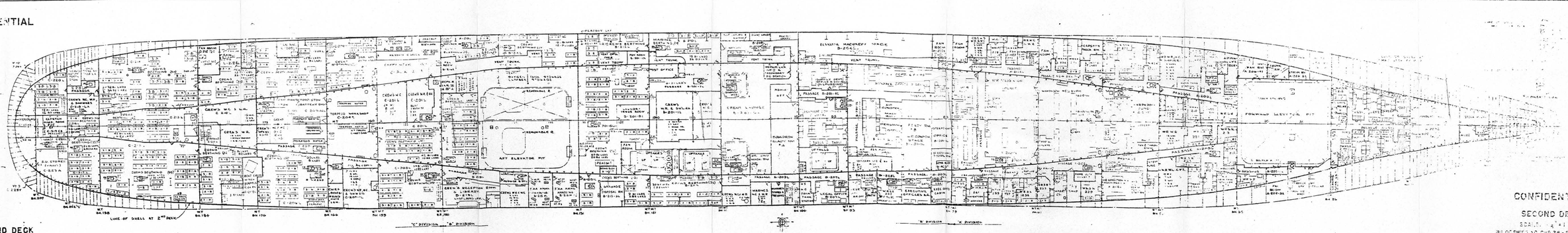
ART ELEVATOR PIT
REMOVABLE
ELEVATOR MACHINERY SPACE
FORWARD ELEVATOR PIT
POST OFFICE
CREW'S LOUNGE
CREW'S WC & SHR.
CREW'S WR.
CREW'S RECEPTION EXPN.
CREW'S MESS & TABLES
CREW'S WC & SHR.
CREW'S BEDTIME
CREW'S BEDTIME
CREW'S WC & SHR.
CREW'S WC & SHR.
CREW'S WC & SHR.

~~CONFIDENTIAL~~

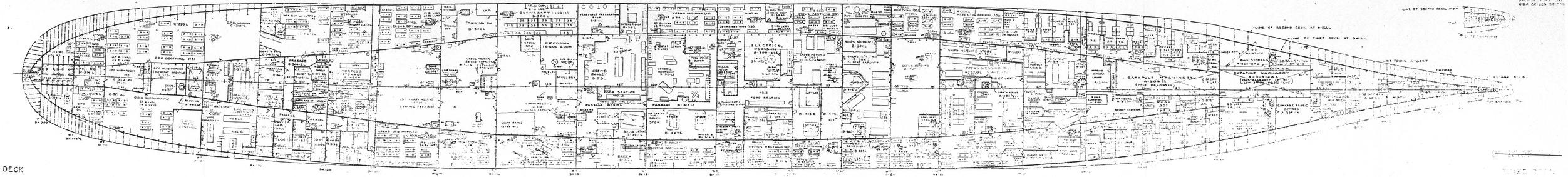
ABBREVIATIONS
CP - CONTROL PLATFORM
HM - HATCH OVER
MM - MANHOLE OVER
SG - CONTROL OVER
DEAD RUN
LINE OF SECOND DECK AT SHELL
LINE OF THIRD DECK AT SHELL
AT TRUNK ALIGNMENT
CPO LOUNGE
CPO BOOTHING
CPO MESS
CPO WASHROOM
CPO BOOTHING
TRAINING ROOM
PASSAGE
TORPEDO STOWAGE
MEDICAL
CREWS BOOTHING
VEGETABLE REFRIGERATOR
CREWS BOOTHING
ELECTRICAL WORKSHOP
SHIPS STORE
CREWS BOOTHING
CREWS MESS
CATAPULT MACHINERY
CATAPULT MACHINERY
PASSAGE
FOOD STATION
NO 2 FOOD STATION
PASSAGE
SHIPS SERVICE
CREWS MESS
CREWS MESS
BOILER UNIT
BOILER UNIT
BOILER UNIT

~~CONFIDENTIAL~~

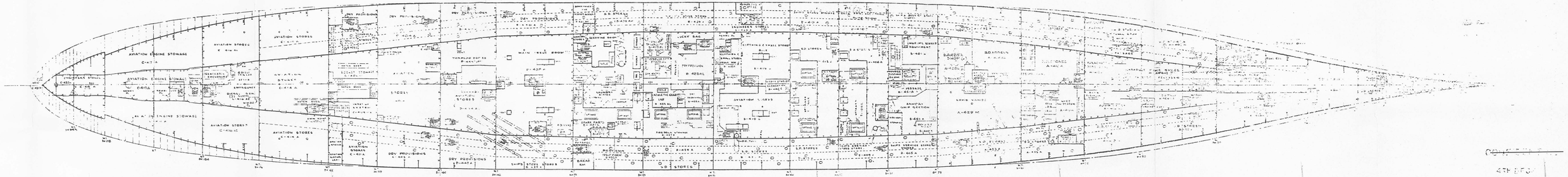
AVIATION ENGINE STOWAGE
AVIATION STORES
DRY PROVISIONS
MAIN ISSUE ROOM
RECEIVING ROOM
HEAVY BAG
CLEANING & SMALL STORE
SHIPS STORES
BREAD ROOM
PROVISION
AVIATION STORES
ATHLETIC GEAR
LAUNDRY STORES
BARBER SHOP
SOUVENIRS
SHIPS STORES
LOW STORES
LOW STORES
AMMUNITION
AMMUNITION
AMMUNITION

~~CONFIDENTIAL~~

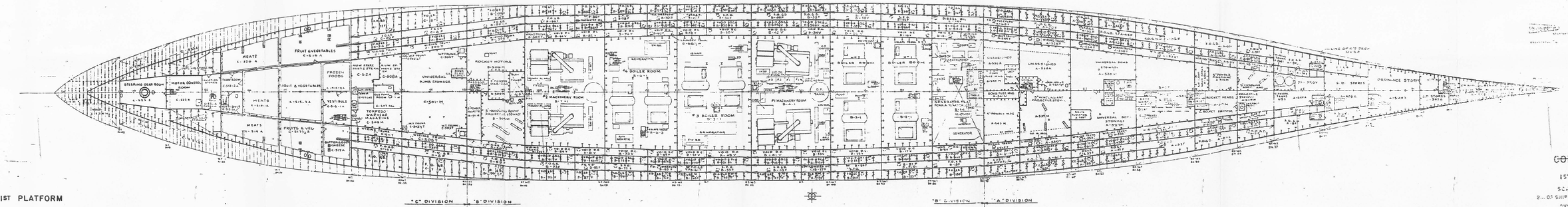

1ST PLATFORM

~~CONFIDENTIAL~~

1ST PLATFORM

SCALE 1/4" = 1' 0"

21...05 SHIPS NO. 2VS 58-50103-1307250

2VS 58-PLATE 14 OF 19

CONFIDENTIAL

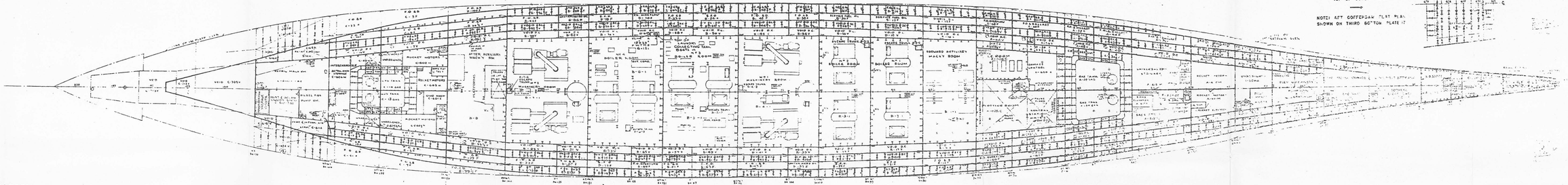

~~CONFIDENTIAL~~

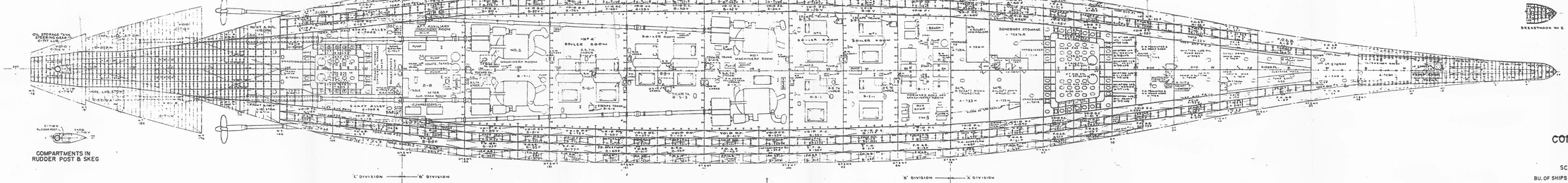

HOLD

~~CONFIDENTIAL~~

HOLD

SCALE: 1/16" = 1'-0"

BU. OF SHIPS NO. CVS 36 - S 0103 - 1307090

CVS 36 - PLATE 16 OF 18

CONFIDENTIAL

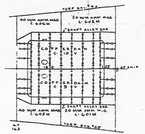

PLAN VIEW AT COFFERDAM FLAT
182 PLATFORM PLATING REMOVED
TOP OF OUTER TANK

THIRD BOTTOM



CONFIDENTIAL

THIRD BOTTOM
SCALE 1/16" 1'-0"
BU. OF SHIPS NO CVS 36-S0103-1307080
CVS 36 - PLATE 17 OF 18