

# Calling Information



## Local Calling

Calls from these listed exchanges to the areas indicated are included as part of local calling no matter which long distance carrier you use. As of February 27, 2021, you must dial the full ten-digit phone number to complete a call, whether local or long distance. To ensure a continuing supply of telephone numbers, the Illinois Commerce Commission has approved a new 447 area code that will be added to the area served by 217. This is known as an area code overlay. To complete local calls, the new dialing procedure requires callers to dial area code + telephone number or 1 + area code + telephone number. Beginning February 27, 2021, you must use the new dialing procedures, as described above.

**FROM ADAIR TO:**  
Table Grove  
Bardolph

**FROM BARDOLPH TO:**  
Adair  
Good Hope

**FROM BLANDINSVILLE TO:**  
Colchester  
Good Hope  
La Harpe

**FROM COLCHESTER TO:**  
Blandinsville

**FROM GOOD HOPE TO:**  
Bardolph  
Swan Creek  
Blandinsville

**FROM INDUSTRY TO:**  
Littleton

**FROM LITTLETON TO:**  
Industry  
Rushville

**FROM RARITAN TO:**  
Smithshire

**FROM SMITHSHIRE TO:**  
Raritan

**FROM SWAN CREEK TO:**  
Good Hope

## FREE Intra-Cooperative Calling

All McDonough Telephone members using MTC Communications as their long distance carrier can call any other McDonough Telephone member in any exchange free of charge. An itemized listing of the calls will appear on the phone bill with a zero rating in the "amount" column. McDonough Telephone Exchanges are:

Adair . . . . .(309) 653	Colchester . . .(309) 776	Good Hope. . .(309) 456	Raritan . . . . .(309) 746	Tennessee . . .(309) 776
Bardolph. . . . .(309) 769	Colusa. . . . .(217) 755	Industry . . . . .(309) 254	Sciota . . . . .(309) 456	New Philadelphia
Blandinsville. .(309) 652	Doddsville. . .(309) 257	Littleton . . . . .(309) 257	Smithshire . . .(309) 325	. . . . .(309) 769
Brooklyn . . . . .(309) 257	Fandon . . . . .(309) 776	Lomax. . . . .(217) 449	Swan Creek . .(309) 774	Youngstown. .(309) 774

## Cities Within Your MSA

### Galesburg–Macomb (17)

Abingdon	Blandinsville	Ferris	Knoxville	Nauvoo	Sutter
Adair	Bowen	Fountain Green	La Fayette	Niota	Swan Creek
Altona	Bushnell	Galesburg	La Harpe	Oneida	Vermont
Astoria	Cameron	Gilson	Littleton	Plymouth	Victoria
Avon	Carthage	Good Hope	Lomax	Prairie City	Warsaw
Bardolph	Colchester	Gulfport	London Mills	Raritan	Wataga
Basco	Colusa	Hamilton	Macomb	Roseville	Williamsfield
Bigsville	Dallas City	Industry	Maquon	Smithshire	
Bishop Hill	Elvaston	Kirkwood	Monmouth	Stronghurst	

# Calling Features

Special calling services can provide both business and residential customers greater freedom and convenience. Have your calls forwarded to a different location, be signaled that a second call is coming in while you're on the phone with another party, know the identity of an incoming caller without picking up your phone – these capabilities and many more are available through special calling features. On the following pages are descriptions of many of the features available from McDonough Telephone and instructions on how to use them. **For more information about any of the services offered by McDonough Telephone Cooperative or to order any of the services, call 309-776-3211 or toll-free 1-888-640-4334.**

## For Your Information:

**Star (\*) and Pound (#) Keys** – many of the calling features require the use of either the star (\*) or the pound (#) key. These keys are located on the bottom row of your touch pad on either side of the 0 (OPER) key.

**Hookswitch** – the button that disconnects your call when you hang up the receiver. Whenever you are instructed to depress the hookswitch in the application of a calling feature, hold it down for just one second. Some phones will have a “Flash” button that performs the same function as the hookswitch.



## Voice Mail User Guide

Detailed instructions are available when you sign up for this feature. Does not require the purchase of any additional equipment.

**To access your mailbox: Dial your area code + your exchange prefix + 8222 (Macomb customers should dial 309 + 575 + 8222).** If using Auto Login and accessing from your home phone, no further entry is required. Otherwise, press # from your home phone or enter your password followed by # if accessing from a remote phone. The default password is 0000 until you change it.

**Press 1 to retrieve messages.** The message retrieval chart on page 11 illustrates the options available to you.

**Press 7 for Date & Time.**

**Press 9 to setup your mailbox.** Mailbox setup choices are: (1) Greeting Options; (2) Change Password; (4) Enable/Disable Auto Login; (\*) Return to Main Menu; or (0) Repeat Instructions.

The Greeting Options chart on page 11 lists the choices available to you for recording a personalized greeting. If you don't want to record your own greeting, the system's default greeting will be used.

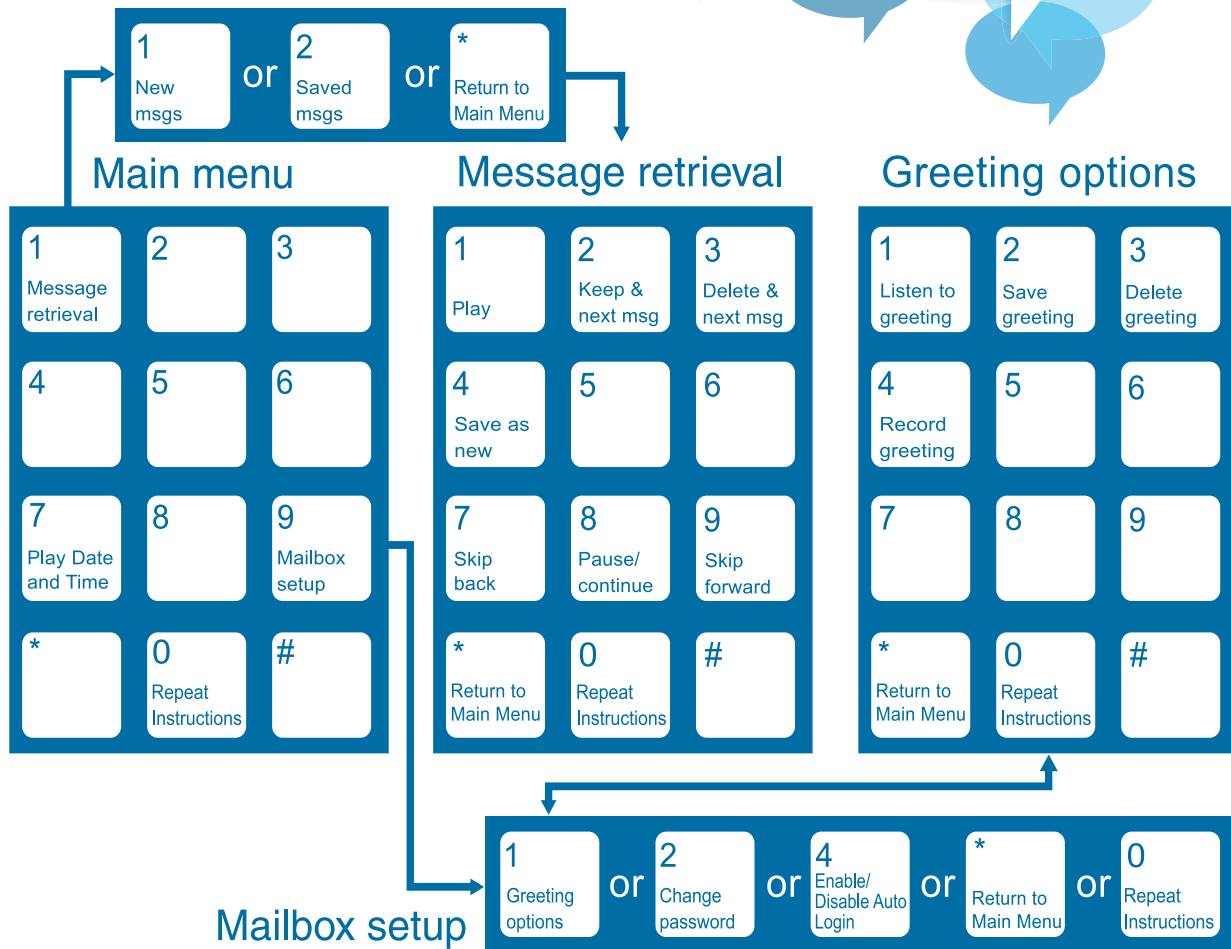
To change your password, press 2 in the Mailbox Setup menu, and enter your new password (up to 16 digits), followed by the # key. To verify, enter the password again.

To Enable/Disable Auto Login, press 4 in the Mailbox Setup menu. Press 1 to change setting from Enable to Disable or from Disable to Enable.



## Voice Mail System User Guide

*Simple*  
*Convenient*  
*Reliable*





# Calling Features



Two calling features are included with Voice Mail:

## Call Forward Don't Answer

Allows a telephone call to be forwarded to your Voice Mail if the call is not answered in a specified number of rings.

**Dial \*92 to activate.** When you get a second dial tone, enter the number of rings (between 2-9) that you want your phone to ring before the call is sent to Voice Mail. Enter your Voice Mail access number (area code + prefix + 8222). To change the number of rings, dial \*93. Then, repeat the original steps for setting up the number of rings.

**Dial \*93 to deactivate Call Forward Don't Answer.**

## Call Forward Busy

Allows a telephone call to be forwarded to your Voice Mailbox whenever your line is busy.

**Dial \*90 to activate.** When you get a second dial tone, enter your Voice Mail access number (area code + prefix + 8222).

Notes:

- Either of these calling features can be used to forward calls to a number other than your Voice Mail. The alternate phone number would be entered in place of your Voice Mail access number. Any toll charges incurred by sending a call to a long distance number will be billed to your line.
- A stutter dial tone indicates you have a new Voice Mail message. You can dial out over the stutter dial tone.
- Setting up or changing your password must be done from your home phone.
- **Also available – FREE Email Notification**

## Automatic Call Back

Continues to try to complete a call to the last number dialed, regardless of whether the original call was answered, unanswered, or busy.

**Dial \*66 to activate** and wait for normal ringing. If the line is busy, your phone will check the number for up to 30 minutes. A special ring will alert you if the line becomes free. Lift the handset and complete the call. **Dial \*86 to deactivate.**

## Automatic Recall

Announces the number of the last incoming call via recorded voice and automatically recalls the number if desired. Must be activated before another incoming call is received. If redialed number is busy, the feature remains active for 30 minutes and will alert you by ringing you back when the number is no longer busy. Will also identify an ignored Call Waiting beep.

**Dial \*69 to activate** and listen for an announcement indicating either: (1) the number of the last incoming call, as well as the time and date of the call, OR (2) that the number cannot be tracked or that it is originating from a private or blocked number. **Dial \*89 to deactivate.**





## Call Waiting

Alerts you to an incoming call while you are on the line with another party. You have the option of terminating conversation with the original party and taking the new call, alternating between calls, or ignoring the beep. If you ignore the beep, the calling party will hear normal ringing and may think you are not at home.

To terminate the original call and take the incoming call, hang up. The first call will end and the second call will ring through. To keep both calls active, **depress and release the hook-switch**. You will be connected to the second call. Each time you depress and release the hookswitch, you will alternate between calls.

## Cancel Call Waiting (Included with Call Waiting)

Turns off Call Waiting for the duration of an individual phone call.

**Dial \*70 to activate before placing a call** and listen for a special tone which verifies that Call Waiting has been canceled. When you disconnect your call, Call Waiting is automatically reactivated.

## Call Forwarding

Forwards calls to another specified phone number, even a cellular phone.

**Dial \*72 to activate** and listen for the dial tone. Enter number where you want your calls forwarded; if no answer at destination number, repeat sequence. Two beeps indicate feature is activated. **Dial \*73 to deactivate** and wait for two beeps.

## 3 Types of Caller ID

### Caller ID – Number Only

Displays the number, time and date of an incoming call to a specially equipped telephone or display box.

### Caller ID – Name and Number

Displays the name, number, time and date of an incoming call to a specially equipped telephone or display box.

### Caller ID – Call Waiting

Displays the name, number, time and date of an incoming call both in the regular manner and when you receive the Call Waiting tone to a specially equipped telephone or display box. **You must also subscribe to Call Waiting.**

## Caller ID Blocking

Prevents delivery of your name and number to other Caller ID devices. Provided free of charge to all members and works on an individual call basis.

**Dial \*67 to activate** and listen for the verification tone followed by a dial tone. This sequence must be repeated with every call for blocking to be in effect.





# Calling Features



## Changed Number Announcement

Provides voice notification of a subscriber's new telephone number to parties calling the old telephone number for a period of three months. Contact our business office.

## Distinctive Ringing

Produces a special ringing pattern for calls from a directory list of 16 numbers which you define. Calls from any other numbers produce a standard ring.

**Dial \*61** and follow the instructions.

## Selective Call Acceptance

Allows only calls from a list of numbers you specify to ring through. All other calls will be routed to an announcement and rejected.

**Dial \*64** and follow the instructions.



## Selective Call Rejection

Reroutes calls from a defined list of numbers to an announcement and rejects them. All other calls are allowed to ring through.

**Dial \*60** and follow the instructions.

## Simultaneous Ring

Simultaneous Ring allows a group of five user-defined numbers – the main pilot number and up to four additional numbers – to be alerted at the same time when an incoming call is received. The first person who answers the call is connected to the calling party while the calls to the other member directory numbers are released.



**Dial \*55** to activate and follow instructions to enter your list of numbers or to make changes to an existing list. Press 3 to turn the service on/off. Changes to the number list can also be made from a remote location with a PIN. Detailed instructions are available in our business office.

## Speed Calling – 8 Number

Allows you to establish a repertoire of 8 numbers that can be called by dialing a one-digit code.

**Dial \*74 to program** and listen for the dial tone. Press the one-digit (2-9) code followed by the phone number. Two tone bursts indicate that the number is recorded. Follow this procedure to enter up to 8 numbers. To change a number, dial \*74 and enter the number following the steps above. To use, dial the one-digit (2-9) code and press #.



## Speed Calling – 30 Number

Allows you to establish a repertoire of 30 numbers that can be called by dialing a two-digit code.

**Dial \*75 to program** and listen for the dial tone. Press the two-digit (20-49) code followed by the phone number. Two tone bursts indicate that the number is recorded. Follow this procedure to enter up to 30 numbers. To change a number, dial \*75 and reenter the number following the steps above. To use, dial the two-digit (20-49) code and press #.

## Teen Ringing

Connects two telephone numbers to a single party line, each having a unique ringing pattern. Great for families with teenagers or for home businesses who want a separate number for home and for business. If you have Call Waiting, you will hear one tone for your primary number and two short tones for your additional line.

## Smart Telemarketer Call Screening

Intercepts calls, announces you don't accept calls from telemarketers and instructs them to add you to their "Do Not Call" list. Allows you to set up an accepted caller list and a blocked caller list.

**Dial \*95 to program.** 1=Adds a number to your blocked list; 2=Removes a number from your blocked list; 3=Removes all numbers from your blocked list; 4=Adds a number to your known list; 6=Turns the entire service ON; 7=Turns the entire service OFF; 8=Blocks calls from Private callers; 9=Allows calls from Private callers; \*=Repeats menu options. To add the last caller's number to your Blocked List, simply hang up and dial \*96.





# Calling Features



## Three-Way Calling

Allows you to carry on a three-way conversation with parties at two other locations.

During your initial call, depress the hookswitch for one second to put Person A on hold. Listen for a short tone burst, followed by a dial tone. Dial the number of Person B. When Person B answers, depress the hookswitch for one second to get Person A back on the line. If Person B does not answer, depress and release the hookswitch twice, each time for one second, to return to Person A and release the second call.



16

## Toll Control With PIN

Blocks all outgoing 1 + calls from your phone unless a four-digit PIN number which you select is entered. Local calls can also be blocked if you wish. (911 is never blocked.) Select up to ten phone numbers that can be dialed without using the PIN (optional).

Dial the number you wish to call. A recording will tell you that the number can't be dialed from this phone. Enter your four-digit PIN and the call goes through.



## Other Services Available From McDonough Telephone:

**Automatic Line** – automatically connects your phone to a pre-assigned number when it is removed from the hook

**Conference Bridge** – offered free to our business customers; allows up to 18 sites to be tied together on one call. Contact our plant department for scheduling

**Denied Origination** – allows only incoming calls

**Denied Termination** – allows only outgoing calls

**Selective Call Forwarding** – allows calls from a special list of numbers to be forwarded to another specified number

**Toll Denial** – restricts your line from originating toll calls; only local seven digit calling is available

**Universal Transfer** – allows the transfer of an established call to another line; requires Three-Way Calling

**Warm Line** – similar to an Automatic Line but with a specified amount of time allowed for you to dial

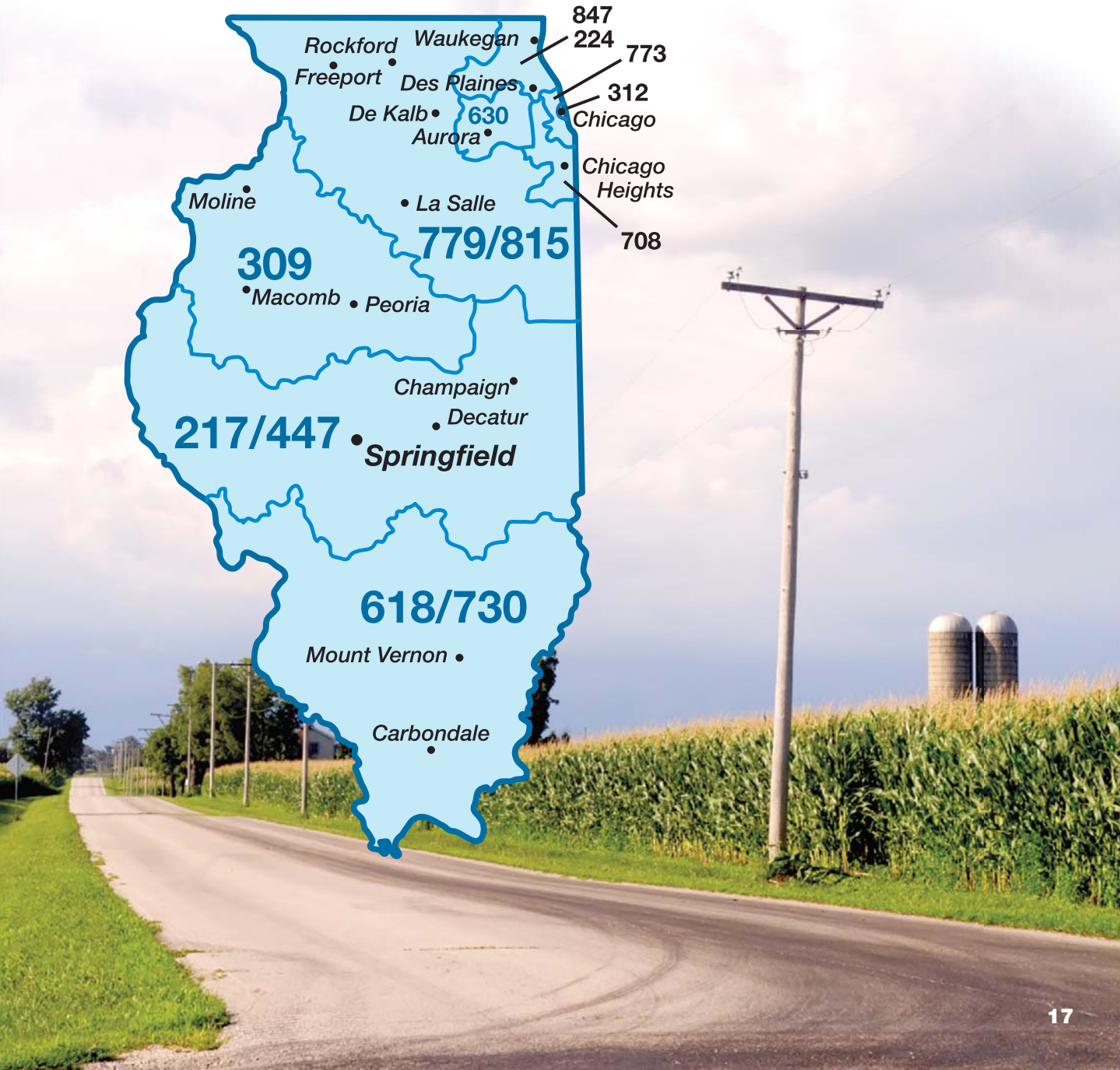
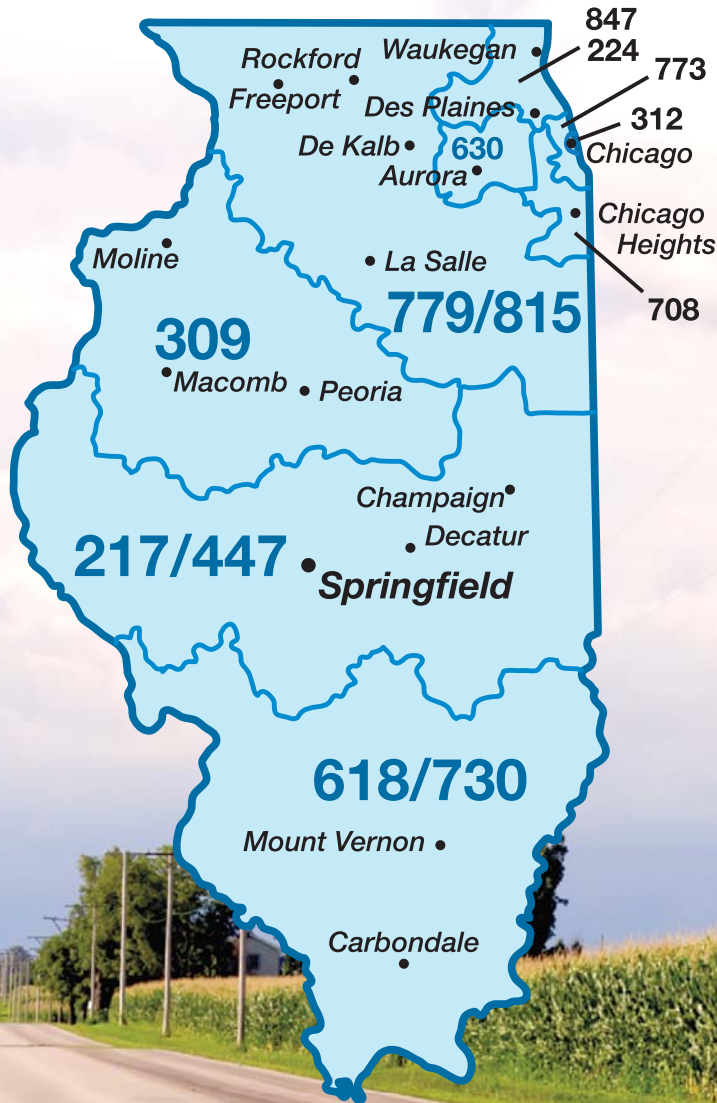


# Calling Instructions



## Area Code Information

Area Codes speed your long distance calls. The Area Code for most McDonough Telephone subscribers is 309. The Area Code for the Lomax and Colusa exchange is 217. Dial the Area Code on all calls, even when it's the same as your own. When you leave a message and ask for someone to call you back, include your Area Code as part of your telephone number. Area Codes for frequently called cities may be found on the following pages.





# Area Codes



The area code must be used when dialing any telephone number—including calls within the same area code. Also, remember the difference in time zones when placing long distance calls. If the city you want is not listed, call your long distance provider. Area Code information can also be found on the web site of the North American Numbering Plan Association (NANPA) at [www.nanpa.com](http://www.nanpa.com).

Place	Area Code	Place	Area Code	Place	Area Code	Place	Area Code	Place	Area Code
<b>ALABAMA (AL)</b>		South Tahoe	530	<b>IDAHO (ID)</b>		<b>MAINE (ME)</b>		<b>MONTANA (MT)</b>	
Birmingham	205	Van Nuys	747/818	All Locations	208/986	All Locations	207	All Locations	406
Huntsville	256	Whittier	562	<b>ILLINOIS (IL)</b>		<b>MARYLAND (MD)</b>		<b>NEBRASKA (NE)</b>	
Mobile	251	<b>COLORADO (CO)</b>		Aurora	630	Annapolis	410	Lincoln	402/531
Montgomery	334	Denver	303	Chicago	312/708/773	Baltimore	410	North Platte	308
<b>ALASKA (AK)</b>		Grand Junction	970	Chicago Hgts	708	Frederick	301	Omaha	402/531
All Locations	907	Pueblo	719	Des Plaines	847	<b>MASSACHUSETTS (MA)</b>		<b>NEVADA (NV)</b>	
<b>ARIZONA (AZ)</b>		<b>CONNECTICUT (CT)</b>		Mount Vernon	618	Boston	617	Carson City	775
Buckeye	623	Bridgeport	203	Peoria	309	Fitchburg	978	Las Vegas	702/725
Chandler	480	Hartford	860	Rockford	815	Pittsfield	413	Reno	775
Flagstaff	928	<b>DELAWARE (DE)</b>		Springfield	217	Saugus	781	<b>NEW HAMPSHIRE (NH)</b>	
Phoenix	480/602	All Locations	302	<b>INDIANA (IN)</b>		Worcester	508	All Locations	603
Tucson	520	<b>DISTRICT OF COLUMBIA (DC)</b>		Evansville	812	<b>MICHIGAN (MI)</b>		<b>NEW JERSEY (NJ)</b>	
<b>ARKANSAS (AR)</b>		Washington, D.C.	202	Fort Wayne	260	Ann Arbor	734	Jersey City	201
Fort Smith	479	<b>FLORIDA (FL)</b>		Gary	219	Detroit	248/313/734	New Brunswick	732
Little Rock	501	Avon Park	863	Indianapolis	317	Flint	810	Plainfield	908
Texarkana	870	Clearwater	727	Lafayette	765	Grand Rapids	616	Summit	908
<b>CALIFORNIA (CA)</b>		Daytona Beach	386	South Bend	574	Kalamazoo	269	Trenton	609
Anaheim	657/714	Fort Lauderdale	954	<b>IOWA (IA)</b>		Lansing	517	Vineland	856
Bakersfield	661	Fort Myers	239	Cedar Rapids	319	Marquette	906	<b>NEW MEXICO (NM)</b>	
Fresno	559	Gainesville	352	Council Bluffs	712	Saginaw	989	Albuquerque	505
Glendale	747/818	Jacksonville	904	Des Moines	515	Traverse City	231	Las Cruces	575
Inglewood	310/424	Key West	305	Dubuque	563	Troy	248	Santa Fe	505
Long Beach	310/424/562	Miami	305	Oskaloosa	641	Warren	586	<b>NEW YORK (NY)</b>	
Los Angeles	213/310/323/424/818	Orlando	321/407	<b>KANSAS (KS)</b>		<b>MINNESOTA (MN)</b>		Albany	518
Oakland	510	Sarasota	941	Dodge City	620	Duluth	218	Buffalo	716
Palo Alto	650	Tallahassee	850	Kansas City	913	Minneapolis	612/763/952	Elmira	607
Pasadena	626/747	Tampa	813	Topeka	785	Rochester	507	Long Island City	347/718
Pomona	909	Vero Beach	772	Wichita	316	St. Cloud	320	New York City	212/347/646/718/917/929
Redding	530	West Palm Beach	561	<b>KENTUCKY (KY)</b>		St. Paul	612/651/952	Poughkeepsie	845
Reseda	747	<b>GEORGIA (GA)</b>		Bowling Green	270	<b>MISSISSIPPI (MS)</b>		Rochester	585
Sacramento	916	Albany	229	Lexington	859	Biloxi	228	Syracuse	315
Salinas	831	Atlanta	404/770	Louisville	502	Jackson	601	White Plains	914
San Bernardino	909	Augusta	706	Pikeville	606	Tupelo	662	<b>NORTH CAROLINA (NC)</b>	
San Diego	619/858	Macon	478	<b>LOUISIANA (LA)</b>		<b>MISSOURI (MO)</b>		Asheville	828
San Fernando	747	Marietta	770	Baton Rouge	225	Jefferson City	573	Charlotte	704/910
San Francisco	415/510/628/650	Savannah	912	Covington	985	Kansas City	816	Raleigh	919
San Jose	408/510	<b>HAWAII (HI)</b>		Lake Charles	337	St. Louis	314	Wilmington	910
Santa Barbara	805	All Locations	808	New Orleans	504	Sedalia	660	Winston Salem	336
Santa Monica	310			Shreveport	318	Springfield	417		
						Warrenton	636		



# Area Codes/Postal ZIP Codes

Place	Area Code	Place	Area Code	Place	Area Code	Place	Area Code	Place	Area Code
<b>NORTH DAKOTA (ND)</b>		<b>RHODE ISLAND (RI)</b>		Nacogdoches	936	<b>WISCONSIN (WI)</b>		<b>NOVA SCOTIA</b>	
All Locations	701	All Locations	401	San Antonio	210/830	Eau Claire	534/715	All areas	782/902
<b>OHIO (OH)</b>		<b>SOUTH CAROLINA (SC)</b>		Tyler	903	Green Bay	920	<b>NUNAVUT</b>	
Akron	330	Charleston	843	Waco	254	Madison	608	All areas	867
Cincinnati	513	Columbia	803	Wharton	979	Milwaukee	414	<b>ONTARIO</b>	
Cleveland	216/440	Greenville	864	Wichita Falls	940	Racine	262	London	226/519/548
Columbus	614	<b>SOUTH DAKOTA (SD)</b>		<b>UTAH (UT)</b>		<b>WYOMING (WY)</b>		Ottawa	343/613
Dayton	937	All Locations	605	Richfield	435	All Locations	307	Sault Ste. Marie	249/705
Elyria	440	<b>TENNESSEE (TN)</b>		Salt Lake City	801	<b>CANADA</b>			
Lima	419	Chattanooga	423	<b>VERMONT (VT)</b>		<b>ALBERTA</b>			
Marion	220	Cookeville	931	All Locations	802	Calgary	403/587/825	<b>PRINCE EDWARD ISLAND</b>	
220		Jackson	731	<b>VIRGINIA (VA)</b>		Edmonton	587/780/825	All areas	782/902
<b>OKLAHOMA (OK)</b>		Knoxville	865	Abingdon	276	<b>BRITISH COLUMBIA</b>			
Enid	580	Memphis	901	Alexandria	703	Vancouver	236/604/778	<b>QUEBEC</b>	
Oklahoma City	405	Nashville	615/629	Charlottesville	434	Victoria	236/250/778	Montreal	438/514
Tulsa	539/918	<b>TEXAS (TX)</b>		Harrisonburg	540	<b>MANITOBA</b>			
<b>OREGON (OR)</b>		Abilene	325	Norfolk	757	All areas	204/431	<b>SASKATCHEWAN</b>	
Eugene	458/541	Amarillo	806	Richmond	804	<b>NEW BRUNSWICK</b>			
Portland	503	Austin	512	<b>WASHINGTON (WA)</b>		All areas	204/431	<b>YUKON</b>	
Tillamook	503	Brownsville	956	Bellevue	425	<b>NEWFOUNDLAND</b>			
<b>PENNSYLVANIA (PA)</b>		Corpus Christi	361	Olympia	360	All areas	506	<b>NORTHWEST TERRITORY</b>	
Erie	814	Dallas	214	Seattle	206	<b>NORTHWEST TERRITORY</b>			
Harrisburg	717	El Paso	915	Spokane	509	All areas	867		
New Castle	724	Fort Worth	817	Tacoma	253				
Philadelphia	215/610	Galveston	409	<b>WEST VIRGINIA (WV)</b>					
Pittsburgh	412/724	Houston	281/346/713/832	All Locations	304/681				
Reading	610	Lufkin	936						
Scranton	570								

## ZIP CODES (Directory Coverage and Nearby Communities)

LOCALITY	ZIP CODE	LOCALITY	ZIP CODE	LOCALITY	ZIP CODE	LOCALITY	ZIP CODE	LOCALITY	ZIP CODE
Abingdon . . . . .	61410	Camden . . . . .	62319	Hamilton . . . . .	62341	Niota . . . . .	62358	Smithfield . . . . .	61477
Adair . . . . .	61411	Canton . . . . .	61520	Industry . . . . .	61440	Oneida . . . . .	61467	Smithshire . . . . .	61478
Adrian . . . . .	62330	Carthage . . . . .	62321	La Harpe . . . . .	61450	Oquawka . . . . .	61469	Stronghurst . . . . .	61480
Astoria . . . . .	61501	Colchester . . . . .	62326	Littleton . . . . .	61452	Plymouth . . . . .	62367	Table Grove . . . . .	61482
Augusta . . . . .	62311	Colusa . . . . .	62329	Lomax . . . . .	61454	Prairie City . . . . .	61470	Tennessee . . . . .	62374
Avon . . . . .	61415	Cuba . . . . .	61427	Macomb . . . . .	61455	Quincy . . . . .	62301	Vermont . . . . .	61484
Bardolph . . . . .	61416	Dallas City . . . . .	62330	Marietta . . . . .	61459	Raritan . . . . .	61471	Walnut Grove . . . . .	61470
Blandinsville . . . . .	61420	Ellisville . . . . .	61431	Media . . . . .	61460	Roseville . . . . .	61473		
Burnside . . . . .	62330	Galesburg . . . . .	61401	Monmouth . . . . .	61462	Rushville . . . . .	62681		
Bushnell . . . . .	61422	Good Hope . . . . .	61438	Mt. Sterling . . . . .	62353	Sciota . . . . .	61475		

# International Calling



## HOW TO MAKE DIRECT-DIAL CALLS



**Example 1 :** To call a number in Berlin, Germany dial:



**Example 2 :** To call a number in Singapore, (there is no city code), dial:



<b>Albania</b> 355	<b>Costa Rica*</b> 506	<b>India</b> 91	<b>Mexico</b> 52	<b>South Africa</b> 27
<b>American Samoa*1-684</b>	<b>Croatia</b> 385	Kolkata (Calcutta) 33	Acapulco 744	Cape Town 21
<b>Argentina</b> 54	<b>Denmark*</b> 45	Mumbai (Bombay) 22	Cancun 998	Johannesburg 11
Buenos Aires 11	<b>Egypt</b> 20	<b>Indonesia</b> 62	Mexico City 55	<b>South Korea</b> 82
La Plata 221	Cairo 2	Jakarta 21	Tijuana 664	Seoul 2
<b>Australia</b> 61	<b>El Salvador</b> 503	<b>Iran</b> 98	<b>Netherlands</b> 31	<b>Spain</b> 34
Central East Region 2	<b>Falkland Islands*</b> 500	Tehran 21	Amsterdam 20	Barcelona 93
North East Region 7	<b>Finland</b> 358	<b>Iraq</b> 964	The Hague 70	Madrid 91
South East Region 3	<b>France</b> 33	<b>Ireland</b> 353	<b>New Zealand</b> 64	<b>Sweden</b> 46
<b>Austria</b> 43	Paris 1	Dublin 1	Auckland 9	Stockholm 8
Vienna 1	Southeast France 4	<b>Israel</b> 972	<b>Nicaragua</b> 505	<b>Switzerland</b> 41
<b>Bangladesh</b> 880	<b>Germany</b> 49	Jerusalem 2	Managua 2	Geneva 22
<b>Belgium</b> 32	Berlin 30	Tel Aviv 3	<b>Nigeria</b> 234	Zurich 43
Brussels 2	Bonn 228	<b>Italy</b> 39	<b>Norway</b> 47	<b>Taiwan</b> 886
<b>Bolivia</b> 591	Frankfurt 69	Florence 55	<b>Pakistan</b> 92	<b>Thailand</b> 66
La Paz 2	Hamburg 40	Naples 81	Islamabad 51	Bangkok 2
<b>Bosnia and Herzegovina</b> 387	Munich 89	Rome 6	<b>Panama</b> 507	<b>Turkey</b> 90
Sarajevo 57	<b>Japan</b> 81	<b>Iran</b> 98	<b>Peru</b> 51	Istanbul Avrupa 212
<b>Brazil</b> 55	Osaka 66	<b>Ireland</b> 353	Lima 1	<b>United Kingdom</b> 44
Rio de Janeiro 21	Tokyo 3	Dublin 1	<b>Philippines</b> 63	Bedford 1234
Sao Paulo 11	Yokohama 45	<b>Israel</b> 972	Manila 2	London 20
<b>Cameroon*</b> 237	<b>Jordan</b> 962	Tel Aviv 3	<b>Poland</b> 48	Manchester 161
<b>Chile</b> 56	<b>Kenya</b> 254	<b>Japan</b> 81	Krakow 12	<b>Venezuela</b> 58
Santiago 2	<b>Kuwait</b> 965	Osaka 66	Warsaw 22	Caracas 212
<b>China</b> 86	<b>Lebanon</b> 961	Tokyo 3	<b>Portugal</b> 351	<b>Vietnam</b> 84
Beijing (Peking) 10	<b>Lithuania</b> 370	Yokohama 45	Lisbon 21	<b>Yemen</b> 967
Shanghai 21	<b>Luxembourg</b> *352	<b>Jordan</b> 962	<b>Russia</b> 7	Taiz 4
<b>Colombia</b> 57	<b>Malaysia</b> 60	<b>Kenya</b> 254	Moscow 495	<b>Zimbabwe</b> 263
Bogota 1	<b>Guatemala</b> 502	<b>Kenya</b> 254	<b>Saudi Arabia</b> 966	
Cali 2	<b>Haiti</b> 509	<b>Kenya</b> 254	Riyadh 11	
	<b>Honduras</b> 504	<b>Kenya</b> 254	<b>Singapore</b> 65	
	<b>Hong Kong</b> 852	<b>Kenya</b> 254		
	<b>Hungary</b> 36	<b>Kenya</b> 254		
	Budapest 1	<b>Kenya</b> 254		

\*City Codes Not Required

# Special Needs Services

## Communications for the Hearing/Speech Disabled

Illinois Relay Services is a 24-hour-a-day, seven-day-a-week service provided in cooperation with the Illinois Telecommunications Access Corporation (ITAC). The service is a communications link between those who use a Text Telephone (TTY) and those who use a standard voice telephone. TTYs are special typewriter-style devices used by persons who are hard of hearing, deaf or voice disabled to communicate over the phone.



Calls are billed at regular telephone company rates. Persons with qualifying disabilities, such as physical or visual, may be exempt from directory assistance charges and/or eligible for special rates on direct-dial, station-to-station calls outside of your local calling area. ITAC also distributes TTYs at no charge to qualified Illinois residents.



### TO REACH ILLINOIS RELAY, DIAL: 711

Or, the following traditional 10-digit number:

1-800-526-0844 TTY Users	1-877-826-1130 VCO Users
1-800-526-0857 Voice Users	1-877-526-6670 Telebraille Users
1-800-501-0864 TTY Spanish	1-877-526-6680 ASCII Users
1-800-501-0865 Voice Spanish	1-877-526-6690 Speech to Speech

Another service ITAC provides is the distribution of amplified phones through a voucher program. To qualify for the program, a person must be certified by a physician, audiologist or a Rehabilitation Counselor for the Deaf as being hard of hearing and unable to use a standard telephone; live in the state of Illinois; and have working land-line telephone service in their residence. The phone becomes the property of the qualified applicant.

ITAC urges qualified applicants to visit one of its 25 Selection Centers around the state to try out the four different amplified phone models available. In our area, the closest distribution centers are in Quincy, Peoria, Rock Island and Springfield.

To apply for service through ITAC or for more information on ITAC programs, dial 1-800-841-6167 or visit the web site at [www.itactty.org](http://www.itactty.org).

**NOTE: FOR QUICKEST RESPONSE IN AN EMERGENCY, DIAL 911 DIRECTLY RATHER THAN USING THE RELAY SERVICE TO COMPLETE THE EMERGENCY CALL.**



# MTC COMMUNICATIONS

MTC Communications was incorporated in 1996 as a subsidiary of McDonough Telephone. MTC has been the provider of non-regulated services including long distance, high speed internet and video to MDTC's members. More recently, MTC has been installing fiber optic routes in MDTC's more rural areas as well as in parts of Macomb, Bushnell, Monmouth, Stronghurst, Biggsville, Dallas City and Carthage. These routes allow MTC to offer the advanced communications services made possible by fiber optic technology to subscribers outside of the McDonough Telephone service area.

MTC Communications also now provides a wide range of Broadband based products, services and technology solutions to customers who are in our service areas as well as those who are not. Whether the needs are at a single location or multiple sites, MTC can help manage any technology need by offering the following:

- Wireless Network Management
- Network & IT Consulting Services
- Hosted Phone Systems
- CCTV & Camera Solutions
- Multi-site Connectivity Solutions

For complete information about MTC's services contact MTC at 309-575-3211 or by email at [info@mtccomm.net](mailto:info@mtccomm.net). Visit MTC on the web at [mtccomm.net](http://mtccomm.net).

