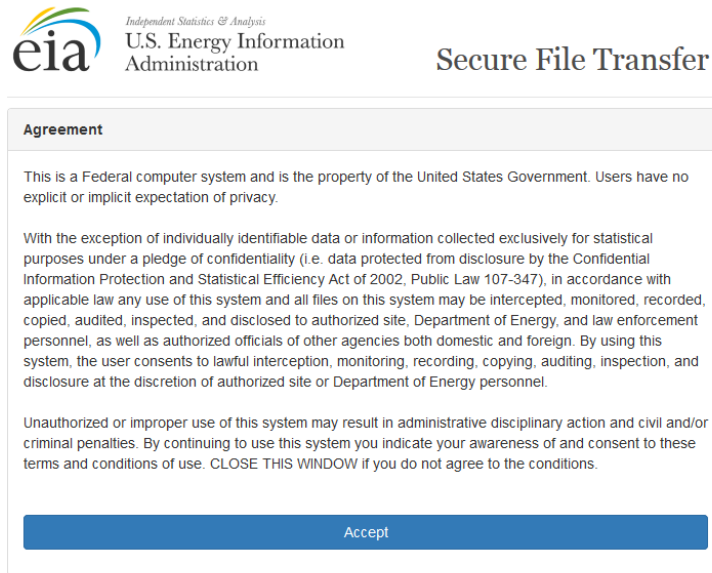


How to Submit an EIA Survey Form Using Secure File Transfer

- 1) Go to the webpage: <https://signon.eia.doe.gov/upload/noticeoog.jsp>

NOTE: EIA-912 survey respondents must submit through the Secure File Transfer webpage found here: <https://signon.eia.doe.gov/upload/notice912.jsp>.



U.S. Energy Information Administration Secure File Transfer

Agreement

This is a Federal computer system and is the property of the United States Government. Users have no explicit or implicit expectation of privacy.

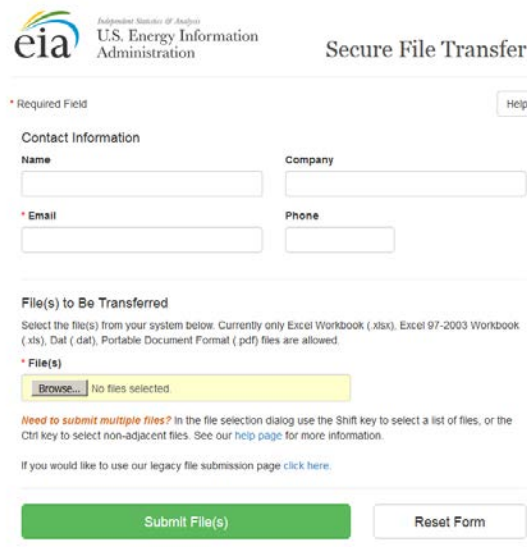
With the exception of individually identifiable data or information collected exclusively for statistical purposes under a pledge of confidentiality (i.e. data protected from disclosure by the Confidential Information Protection and Statistical Efficiency Act of 2002, Public Law 107-347), in accordance with applicable law any use of this system and all files on this system may be intercepted, monitored, recorded, copied, audited, inspected, and disclosed to authorized site, Department of Energy, and law enforcement personnel, as well as authorized officials of other agencies both domestic and foreign. By using this system, the user consents to lawful interception, monitoring, recording, copying, auditing, inspection, and disclosure at the discretion of authorized site or Department of Energy personnel.

Unauthorized or improper use of this system may result in administrative disciplinary action and civil and/or criminal penalties. By continuing to use this system you indicate your awareness of and consent to these terms and conditions of use. CLOSE THIS WINDOW if you do not agree to the conditions.

Accept

Problems or questions? Contact EIA's technical support at 202-586-8959 or [e-mail us](#).

- 2) Click Accept



U.S. Energy Information Administration Secure File Transfer

* Required Field Help

Contact Information

Name Company

* Email Phone

File(s) to Be Transferred

Select the file(s) from your system below. Currently only Excel Workbook (.xlsx), Excel 97-2003 Workbook (.xls), Dat (.dat), Portable Document Format (.pdf) files are allowed.

* File(s)

No files selected.


Need to submit multiple files? In the file selection dialog use the Shift key to select a list of files, or the Ctrl key to select non-adjacent files. See our [help page](#) for more information.

If you would like to use our legacy file submission page [click here](#).

Submit File(s) Reset Form

Problems or questions? Contact EIA's technical support at 202-586-8959 or [e-mail us](#).

- 3) Enter your contact information
- 4) Click Browse to select the appropriate excel files on your computer
- 5) Click Submit File(s)
- 6) Success!



Secure File Transfer

Submission successful!

The following files have been transferred to EIA:

1. TEST Survey.xls **Confirmation #: 515212**

Transfer Date: August 4, 2017 6:23:37 PM

[Back to Secure Upload](#)

Problems or questions? Contact EIA's technical support at 202-586-8959 or [e-mail us](#).

- 7) You will receive a confirmation email with the same confirmation number if your submission was successful