

2010 SOC User Guide

U.S. Bureau of Labor Statistics  
On behalf of the Standard Occupational Classification Policy Committee (SOCPC)

February 2010

Questions should be emailed to [soc@bls.gov](mailto:soc@bls.gov)

## Contents

|                                                                  |              |
|------------------------------------------------------------------|--------------|
| <b>Introduction</b>                                              | <b>ii</b>    |
| <b>What's New in the 2010 SOC</b>                                | <b>vi</b>    |
| <b>Classification Principles</b>                                 | <b>xii</b>   |
| <b>Coding Guidelines</b>                                         | <b>xiii</b>  |
| <b>Standard Occupational Classification and Coding Structure</b> | <b>xiv</b>   |
| <b>Approved Modifications to the Structure</b>                   | <b>xviii</b> |
| <b>Frequently Asked Questions</b>                                | <b>xx</b>    |
| <b>Acknowledgements</b>                                          | <b>xxvii</b> |

## **Introduction**

### **Purpose of the Standard Occupational Classification**

The 2010 Standard Occupational Classification (SOC) system is used by Federal statistical agencies to classify workers and jobs into occupational categories for the purpose of collecting, calculating, analyzing, or disseminating data.

Users of occupational data include government program managers, industrial and labor relations practitioners, students considering career training, job seekers, career and employment counselors, educational institutions, and employers wishing to set salary scales or to locate to a new facility. Federal agencies use the SOC system to collect occupational data. The implementation of the 2000 SOC meant that for the first time, all major occupational data sources produced by the Federal statistical system provided data that are comparable, greatly improving the usefulness of the data. The 2010 SOC continues to serve this purpose and has been revised to improve data collection and maintain currency.

The SOC is designed to reflect the current occupational structure of the United States; it classifies all occupations in which work is performed for pay or profit. The SOC covers all jobs in the national economy, including occupations in the public, private, and military sectors. All Federal agencies that publish occupational data for statistical purposes are required to use the SOC to increase data comparability across Federal programs. State and local government agencies are strongly encouraged to use this national system to promote a common language for categorizing and analyzing occupations.

To facilitate classification and presentation of data, the SOC is organized in a tiered system with four levels, ranging from major groups to detailed occupations. There are 23 major groups, broken into 97 minor groups. Each minor group is broken into broad groups, of which there are 461. There are, at the most specified level, 840 detailed occupations. Detailed occupations in the SOC with similar job duties, and in some cases skills, education, and/or training, are grouped together. Each worker is classified into only one of the 840 detailed occupations based on the tasks he or she performs.

### **Overview of SOC Manual 2010**

The *SOC Manual 2010* manual describes the occupational structure showing the different levels of aggregation, as well as the occupation titles and definitions. Illustrative examples of job titles used in an occupation are listed. The *SOC Manual 2010* also discusses the principles of classification, guidelines for coding jobs to the classification, and answers to Frequently Asked Questions. Detailed occupation descriptions and other information in the manual also can be found on the SOC homepage at <https://www.bls.gov/soc> To obtain a CD-ROM version or additional print copies of the *SOC Manual 2010*, contact:

US Department of Commerce  
National Technical Information Service  
5301 Shawnee Road  
Alexandria, VA 22312  
(703) 605-6000 or 1-800-553-NTIS (6847)  
Order Number: PB2010-105544 (hard cover)  
Order Number: PB2010-500061 (CD-ROM)

## **Historical background**

The Standard Occupational Classification (SOC) was first published in 1980, but was rarely used. The Office of Management and Budget (OMB) created the SOC Revision Policy Committee (SOCRPC) to revise the SOC for 2000 with the purpose of creating a system of classification that would allow all government agencies and private industry to produce comparable data.

Completed in 1998, the 2000 SOC resulted from 4 years of research by the SOCRPC and workgroups composed of members of more than 15 government agencies. The SOCRPC used the Bureau of Labor Statistics' (BLS) Occupational Employment Statistics (OES) occupational classification system as the starting point for the new SOC framework.

The *SOC Manual 2010* replaces the 2000 edition, and will be adopted by all Federal agencies that use the *SOC Manual 2000*.

## **Revision process for the 2010 edition**

In 2005, the Office of Management and Budget first met with the Standard Occupational Classification Policy Committee (SOCPC) which includes representatives from the following agencies:

- Department of Labor, Bureau of Labor Statistics and Employment and Training Administration
- Department of Commerce, Census Bureau
- Department of Defense, Defense Manpower Data Center
- Department of Education, National Center for Education Statistics
- Equal Employment Opportunity Commission
- Department of Health and Human Services, Health Resources and Services Administration
- National Science Foundation, Division of Science Resources Statistics
- Office of Personnel Management
- Office of Management and Budget, Office of Information and Regulatory Affairs

To initiate the formal 2010 SOC revision process, OMB and the SOCPC requested public comment in a May 16, 2006, *Federal Register* notice (71 FR 28536) on: (1) the Standard

Occupational Classification Principles, (2) corrections to the *Standard Occupational Classification Manual 2000*, (3) the intention to retain the current SOC major group structure, (4) changes to the existing detailed occupations, and (5) new detailed occupations to be added to the revised 2010 SOC.

To carry out the bulk of the revision effort, the SOCPC created six workgroups comprised of agency staff to examine occupations in the following major groups:

- Management, Professional, and Related Occupations (major groups 11-29)
- Service Occupations (major groups 31-39)
- Sales and Office Occupations (major groups 41-43)
- Natural Resources, Construction, and Maintenance Occupations (major groups 45-49)
- Production, Transportation, and Material Moving Occupations (major groups 51-53) and
- Military Specific Occupations (major group 55).

The workgroups were charged with reviewing comments received in response to the May 16, 2006, *Federal Register* notice (71 FR 28536) and providing recommendations to the SOCPC. Guided by the Classification Principles, the SOCPC reviewed the recommendations from the workgroups and reached decisions by consensus.

OMB announced the proposed new structure in a *Federal Register* notice on May 22, 2008 (73 FR 29930). OMB, in conjunction with the SOCPC, reviewed and carefully considered the comments received in response to these notices in the process of making its final decisions. The final 2010 occupation changes were announced in a *Federal Register* notice on January 21, 2009 (74 FR 3920).

### **Future of the SOC**

The SOC Policy Committee will continue to serve as a standing committee after publication of the *SOC Manual 2010*, to perform maintenance functions such as recommending clarifications of SOC definitions, placement of new occupations within the existing structure, and updates to title files, including the newly-created Direct Match Title File.

The Direct Match Title File lists associated job titles for many detailed SOC occupations. Each of these titles is a direct match to a single SOC occupation. All workers with a job title listed in the Direct Match Title File are classified in only one detailed SOC occupation code. All Federal agencies that use the SOC will adopt the Direct Match Title File, although some may maintain separate program-specific title files. The Direct Match Title File, available on the SOC Web site at <https://www.bls.gov/soc> allows data users to compare occupational information for these titles across Federal statistical agencies.

The SOCPC will continue to update the Direct Match Title File on a regular basis. Interested parties may suggest additional job titles to the SOCPC by e-mailing [SOC@bls.gov](mailto:SOC@bls.gov).

The SOCPC has proposed that the next revision of the SOC will result in a 2018 edition, with the next major review and revision of the SOC expected to begin in 2013. The intent of this revision schedule is to minimize disruption to data providers, producers, and users by promoting simultaneous adoption of revised occupational and industry classification systems for those data series that use both. Given the multiple interdependent programs that rely on the SOC, this is best accomplished by timing revisions of the SOC for the years following North American Industry Classification System (NAICS) revisions, which occur for years ending in 2 and 7. The next such year is 2018, which has the additional benefit of coinciding with the beginning year of the American Community Survey 5-year set of surveys that bracket the 2020 Decennial Census. Thus, OMB intends to consider revisions of the SOC for 2018 and every 10 years thereafter.

## What's New in the 2010 SOC

The 2010 SOC system contains 840 detailed occupations, aggregated into 461 broad occupations. In turn, the SOC combines these 461 broad occupations into 97 minor groups and 23 major groups. Of the 840 detailed occupations in the 2010 SOC, 359 remained exactly the same as in 2000, 453 had definition changes, 21 had a title change only, and 7 had a code change without a change in definition. Most of the definition changes (392) were editorial revisions that did not change occupational content. Therefore, no substantive changes occurred in occupational coverage for about 90 percent of the detailed occupations in the 2010 SOC.

Occupational areas with significant revisions and additions included

- Information technology (minor group 15-1100 Computer Occupations)
- Healthcare (major groups 29-0000 Healthcare Practitioners and Technical Occupations and 31-0000 Healthcare Support Occupations)
- Printing (minor group 51-5100 Printing Workers) and
- Human resources (minor group 13-1000 Business Operations Specialists)

In comparison to the 2000 SOC, the 2010 SOC realized a net gain of 19 detailed occupations, 12 broad occupations, and 1 minor group. The nature of the changes in detailed occupations is indicated in table 1.

**Table 1: Distribution of detailed 2010 occupations, by type of change, 2000-2010**

| Type of change                                                                                                                                                                                                                                                                   |                |                     | 2010 SOC detailed occupations |                      |
|----------------------------------------------------------------------------------------------------------------------------------------------------------------------------------------------------------------------------------------------------------------------------------|----------------|---------------------|-------------------------------|----------------------|
| Code changed?                                                                                                                                                                                                                                                                    | Title revised? | Definition revised? | Number                        | Percent <sup>1</sup> |
| No                                                                                                                                                                                                                                                                               | No             | No                  | 359                           | 42.7                 |
| No                                                                                                                                                                                                                                                                               | No             | Yes <sup>2</sup>    | 356                           | 42.4                 |
| No                                                                                                                                                                                                                                                                               | Yes            | Yes <sup>2</sup>    | 44                            | 5.2                  |
| Yes                                                                                                                                                                                                                                                                              | Yes            | Yes <sup>2</sup>    | 42                            | 5.0                  |
| No                                                                                                                                                                                                                                                                               | Yes            | No                  | 21                            | 2.5                  |
| Yes                                                                                                                                                                                                                                                                              | No             | Yes <sup>2</sup>    | 11                            | 1.3                  |
| Yes                                                                                                                                                                                                                                                                              | No             | No                  | 7                             | 0.8                  |
| Yes                                                                                                                                                                                                                                                                              | Yes            | No                  | 0                             | 0.0                  |
| All occupations                                                                                                                                                                                                                                                                  |                |                     | 840                           | 100.0                |
| <sup>1</sup> May not add to total due to rounding                                                                                                                                                                                                                                |                |                     |                               |                      |
| <sup>2</sup> Of the 453 definition changes, 392 were editorial or to account for changes in technology. The remaining 61 occupations with revisions to definitions affected occupational coverage and are embedded in these rows. See page ix, Revised Occupational Definitions. |                |                     |                               |                      |

### New occupations

The 2010 SOC contains 24 new occupations and codes that were broken out of the 2000 SOC occupations. These occupations are as follows:

## 2010 SOC User Guide

### *2010 SOC*

| <i>Code</i> | <i>2010 SOC Title</i>                          |
|-------------|------------------------------------------------|
| 13-1131     | Fundraisers                                    |
| 15-1122     | Information Security Analysts                  |
| 15-1134     | Web Developers                                 |
| 15-1143     | Computer Network Architects                    |
| 15-1152     | Computer Network Support Specialists           |
| 21-1094     | Community Health Workers                       |
| 25-2051     | Special Education Teachers, Preschool          |
| 25-2059     | Special Education Teachers, All Other          |
| 29-1128     | Exercise Physiologists                         |
| 29-1151     | Nurse Anesthetists                             |
| 29-1161     | Nurse Midwives                                 |
| 29-1171     | Nurse Practitioners                            |
| 29-2035     | Magnetic Resonance Imaging Technologists       |
| 29-2057     | Ophthalmic Medical Technicians                 |
| 29-2092     | Hearing Aid Specialists                        |
| 29-9092     | Genetic Counselors                             |
| 31-1015     | Orderlies                                      |
| 31-9097     | Phlebotomists                                  |
| 33-9093     | Transportation Security Screeners              |
| 39-4031     | Morticians, Undertakers, and Funeral Directors |
| 43-3099     | Financial Clerks, All Other                    |
| 47-2231     | Solar Photovoltaic Installers                  |
| 49-9081     | Wind Turbine Service Technicians               |
| 51-3099     | Food Processing Workers, All Other             |

The number of detailed occupations (821) in the 2000 SOC increased to 845 with the addition of these 24 new occupations. The final count of 2010 SOC occupations (840) was due to a number of other changes.

- The 2010 detailed occupation 51-9151 Photographic Process Workers and Processing Machine Operators resulted from combining two detailed 2000 occupations into one.
- The 2010 detailed occupation 11-9013 Farmers, Ranchers, and Other Agricultural Managers resulted from combining two detailed 2000 occupations into one.
- The 2010 detailed occupations in minor group 51-5110 Printing Workers, 51-5111 Prepress Technicians and Workers, 51-5112 Printing Press Operators, and 51-5113 Print Binding and Finishing Workers, resulted from combining five detailed 2000 occupations into three.
- Three 2000 SOC computer occupations were revised to six detailed occupations in the 2010 SOC, four of which are included in the list of new occupations above.

For more information on the relationships between detailed occupations in the 2000 and 2010 SOC, see the crosswalks available in electronic format at <https://www.bls.gov/soc>

## **Occupations that moved within the SOC structure**

As another indicator of the scope of changes, the nine detailed occupations listed below moved from one major group in the 2000 SOC to another in the 2010 SOC.

- Emergency Management Directors (11-9161) moved into major group 11-0000 Management Occupations from major group 13-0000 Business and Financial Operations Occupations, where it was previously Emergency Management Specialists (13-1061)
- Farm Labor Contractors (13-1074) moved into major group 13-0000 Business and Financial Operations Occupations from major group 45-0000 Farming, Fishing, and Forestry Occupations
- Fundraisers (13-1131) moved into major group 13-0000 Business and Financial Operations Occupations from Sales and Related Workers, All Other (41-9099) in major group 41-0000 Sales and Related Occupations
- Market Research Analysts and Marketing Specialists (13-1161) moved into major group 13-0000 Business and Financial Operations Occupations from multiple SOC occupations including Market Research Analysts in major group 19-0000 Life, Physical, and Social Science Occupations and Public Relations Specialists in major group 27-0000 Arts, Design, Entertainment, Sports, and Media Occupations
- Workers in the newly-created Transportation Security Screeners (33-9093) were previously classified in multiple SOC occupations including Compliance Officers, Except Agriculture, Construction, Health and Safety, and Transportation in major group 13-0000 Business and Financial Operations
- Workers in the newly-created Morticians, Undertakers, and Funeral Directors (39-4031) were previously classified with Funeral Directors (11-9061) in major group 11-0000 Management Occupations
- Workers in the newly-created Solar Photovoltaic Installers (47-2231) were previously classified in multiple SOC occupations including two in major group 49-0000 Installation, Maintenance, and Repair Occupations—Heating, Air Conditioning, and Refrigeration Mechanics and Installers (49-9021) and Installation, Maintenance, and Repair Workers, All Other (49-9099)
- Flight Attendants (53-2031) moved into major group 53-0000 Transportation and Material Moving Occupations from major group 39-0000 Personal Care and Service Occupations
- Transportation Attendants, Except Flight Attendants (53-6061) moved into major group 53-0000 Transportation and Material Moving Occupations from major group 39-0000 Personal Care and Service Occupations



## Revised occupational definitions

There were 61 instances of revisions to definitions that affected occupational coverage. These 61 detailed occupations are listed below and include the 24 new occupations denoted by an asterisk (\*). This list encompasses collapsed occupations, as well as 2010 occupations that resulted from a split. Other occupations had editorial changes or modifications to account for changes in technology. A table describing the nature of the changes, by detailed occupation, is available at <https://www.bls.gov/soc>

### 2010 SOC

| <i>Code</i> | <i>2010 SOC Title</i>                                          |
|-------------|----------------------------------------------------------------|
| 11-9013     | Farmers, Ranchers, and Other Agricultural Managers             |
| 11-9061     | Funeral Service Managers                                       |
| 13-1041     | Compliance Officers                                            |
| 13-1071     | Human Resources Specialists                                    |
| 13-1075     | Labor Relations Specialists                                    |
| 13-1121     | Meeting, Convention, and Event Planners                        |
| 13-1131     | Fundraisers *                                                  |
| 13-1161     | Market Research Analysts and Marketing Specialists             |
| 13-1199     | Business Operations Specialists, All Other                     |
| 15-1121     | Computer Systems Analysts                                      |
| 15-1122     | Information Security Analysts *                                |
| 15-1134     | Web Developers*                                                |
| 15-1142     | Network and Computer Systems Administrators                    |
| 15-1143     | Computer Network Architects *                                  |
| 15-1152     | Computer Network Support Specialists *                         |
| 21-1091     | Health Educators                                               |
| 21-1094     | Community Health Workers *                                     |
| 21-1099     | Community and Social Service Specialists, All Other            |
| 23-1012     | Judicial Law Clerks                                            |
| 23-2011     | Paralegals and Legal Assistants                                |
| 25-2051     | Special Education Teachers, Preschool *                        |
| 25-2052     | Special Education Teachers, Kindergarten and Elementary School |
| 25-2059     | Special Education Teachers, All Other *                        |
| 25-3099     | Teachers and Instructors, All Other                            |
| 27-3031     | Public Relations Specialists                                   |
| 29-1128     | Exercise Physiologists *                                       |
| 29-1129     | Therapists, All Other                                          |
| 29-1141     | Registered Nurses                                              |
| 29-1151     | Nurse Anesthetists*                                            |
| 29-1161     | Nurse Midwives *                                               |
| 29-1171     | Nurse Practitioners *                                          |
| 29-2034     | Radiologic Technologists                                       |
| 29-2035     | Magnetic Resonance Imaging Technologists *                     |
| 29-2057     | Ophthalmic Medical Technicians *                               |
| 29-2092     | Hearing Aid Specialists *                                      |
| 29-2099     | Health Technologists and Technicians, All Other                |
| 29-9092     | Genetic Counselors *                                           |
| 29-9099     | Healthcare Practitioners and Technical Workers, All Other      |
| 31-1014     | Nursing Assistants                                             |
| 31-1015     | Orderlies *                                                    |

## 2010 SOC User Guide

|         |                                                                       |
|---------|-----------------------------------------------------------------------|
| 31-9097 | Phlebotomists *                                                       |
| 31-9099 | Healthcare Support Workers, All Other                                 |
| 33-9032 | Security Guards                                                       |
| 33-9093 | Transportation Security Screeners *                                   |
| 33-9099 | Protective Service Workers, All Other                                 |
| 39-4031 | Morticians, Undertakers, and Funeral Directors*                       |
| 41-9099 | Sales and Related Workers, All Other                                  |
| 43-3099 | Financial Clerks, All Other *                                         |
| 43-9199 | Office and Administrative Support Workers, All Other                  |
| 47-2111 | Electricians                                                          |
| 47-2181 | Roofers                                                               |
| 47-2231 | Solar Photovoltaic Installers*                                        |
| 47-4099 | Construction and Related Workers, All Other                           |
| 49-9021 | Heating, Air Conditioning, and Refrigeration Mechanics and Installers |
| 49-9081 | Wind Turbine Service Technicians*                                     |
| 49-9099 | Installation, Maintenance, and Repair Workers, All Other              |
| 51-3099 | Food Processing Workers, All Other *                                  |
| 51-5112 | Printing Press Operators                                              |
| 51-5113 | Print Binding and Finishing Workers                                   |
| 51-9151 | Photographic Process Workers and Processing Machine Operators         |
| 51-9199 | Production Workers, All Other                                         |

### SOC codes no longer in use

Of the 821 detailed SOC codes in the 2000 SOC, the 40 listed in table 2 are not used in the 2010 SOC. For each detailed 2000 SOC occupation, the corresponding 2010 codes and titles are also shown.

**Table 2: 2000 SOC codes no longer in use and their 2010 replacements**

| 2000 SOC code | 2000 SOC title                                                        | 2010 SOC code | 2010 SOC title                                       |
|---------------|-----------------------------------------------------------------------|---------------|------------------------------------------------------|
| 11-3041       | Compensation and Benefits Managers                                    | 11-3111       | Compensation and Benefits Managers                   |
| 11-3042       | Training and Development Managers                                     | 11-3131       | Training and Development Managers                    |
| 11-3049       | Human Resources Managers, All Other                                   | 11-3121       | Human Resources Managers                             |
| 11-9011       | Farm, Ranch, and Other Agricultural Managers                          | 11-9013       | Farmers, Ranchers, and Other Agricultural Managers   |
| 11-9012       | Farmers and Ranchers                                                  | 11-9013       | Farmers, Ranchers, and Other Agricultural Managers   |
| 13-1061       | Emergency Management Specialists                                      | 11-9161       | Emergency Management Directors                       |
| 13-1072       | Compensation, Benefits, and Job Analysis Specialists                  | 13-1141       | Compensation, Benefits, and Job Analysis Specialists |
| 13-1073       | Training and Development Specialists                                  | 13-1151       | Training and Development Specialists                 |
| 13-1079       | Human Resources, Training, and Labor Relations Specialists, All Other | 13-1075       | Labor Relations Specialists                          |
| 15-1011       | Computer and Information Scientists, Research                         | 15-1111       | Computer and Information Research Scientists         |
| 15-1021       | Computer Programmers                                                  | 15-1131       | Computer Programmers                                 |
| 15-1031       | Computer Software Engineers, Applications                             | 15-1132       | Software Developers, Applications                    |

**Table 2 (con't): 2000 SOC codes no longer in use and their 2010 replacements**

|         |                                                                            |         |                                                                |
|---------|----------------------------------------------------------------------------|---------|----------------------------------------------------------------|
| 15-1032 | Computer Software Engineers, Systems Software                              | 15-1133 | Software Developers, Systems Software                          |
| 15-1041 | Computer Support Specialists                                               | 15-1151 | Computer User Support Specialists                              |
| 15-1051 | Computer Systems Analysts                                                  | 15-1143 | Computer Network Architects (part)                             |
|         |                                                                            | 15-1121 | Computer Systems Analysts                                      |
| 15-1061 | Database Administrators                                                    | 15-1141 | Database Administrators                                        |
| 15-1071 | Network and Computer Systems Administrators                                | 15-1142 | Network and Computer Systems Administrators (part)             |
| 15-1081 | Network Systems and Data Communications Analysts                           | 15-1122 | Information Security Analysts                                  |
|         |                                                                            | 15-1134 | Web Developers                                                 |
|         |                                                                            | 15-1142 | Network and Computer Systems Administrators (part)             |
|         |                                                                            | 15-1143 | Computer Network Architects (part)                             |
|         |                                                                            | 15-1152 | Computer Network Support Specialists                           |
| 15-1099 | Computer Specialists, All Other                                            | 15-1199 | Computer Occupations, All Other                                |
| 19-3021 | Market Research Analysts                                                   | 13-1161 | Market Research Analysts and Marketing Specialists             |
| 23-2092 | Law Clerks                                                                 | 23-1012 | Judicial Law Clerks                                            |
|         |                                                                            | 23-2011 | Paralegals and Legal Assistants (part)                         |
| 25-2041 | Special Education Teachers, Preschool, Kindergarten, and Elementary School | 25-2051 | Special Education Teachers, Preschool                          |
|         |                                                                            | 25-2052 | Special Education Teachers, Kindergarten and Elementary School |
| 25-2042 | Special Education Teachers, Middle School                                  | 25-2053 | Special Education Teachers, Middle School                      |
| 25-2043 | Special Education Teachers, Secondary School                               | 25-2054 | Special Education Teachers, Secondary School                   |
| 29-1111 | Registered Nurses                                                          | 29-1141 | Registered Nurses                                              |
| 29-1121 | Audiologists                                                               | 29-1181 | Audiologists                                                   |
| 31-1012 | Nursing Aides, Orderlies, and Attendants                                   | 31-1014 | Nursing Assistants                                             |
|         |                                                                            | 31-1015 | Orderlies                                                      |
| 39-6021 | Tour Guides and Escorts                                                    | 39-7011 | Tour Guides and Escorts                                        |
| 39-6022 | Travel Guides                                                              | 39-7012 | Travel Guides                                                  |
| 39-6031 | Flight Attendants                                                          | 53-2031 | Flight Attendants                                              |
| 39-6032 | Transportation Attendants, Except Flight Attendants and Baggage Porters    | 53-6061 | Transportation Attendants, Except Flight Attendants            |
| 45-1012 | Farm Labor Contractors                                                     | 13-1074 | Farm Labor Contractors                                         |
| 49-9042 | Maintenance and Repair Workers, General                                    | 49-9071 | Maintenance and Repair Workers, General                        |
| 51-5011 | Bindery Workers                                                            | 51-5113 | Print Binding and Finishing Workers (part)                     |
| 51-5012 | Bookbinders                                                                | 51-5113 | Print Binding and Finishing Workers (part)                     |
| 51-5021 | Job Printers                                                               | 51-5112 | Printing Press Operators (part)                                |
|         |                                                                            | 51-5113 | Print Binding and Finishing Workers (part)                     |
| 51-5022 | Prepress Technicians and Workers                                           | 51-5111 | Prepress Technicians and Workers                               |
| 51-5023 | Printing Machine Operators                                                 | 51-5112 | Printing Press Operators (part)                                |
| 51-9131 | Photographic Process Workers                                               | 51-9151 | Photographic Process Workers and Processing Machine Operators  |
| 51-9132 | Photographic Processing Machine Operators                                  | 51-9151 | Photographic Process Workers and Processing Machine Operators  |

## **Classification Principles**

*The SOC Classification Principles form the basis on which the SOC system is structured.*

1. The SOC covers all occupations in which work is performed for pay or profit, including work performed in family-operated enterprises by family members who are not directly compensated. It excludes occupations unique to volunteers. Each occupation is assigned to only one occupational category at the lowest level of the classification.
2. Occupations are classified based on work performed and, in some cases, on the skills, education, and/or training needed to perform the work at a competent level.
3. Workers primarily engaged in planning and directing are classified in management occupations in Major Group 11-0000. Duties of these workers may include supervision.
4. Supervisors of workers in Major Groups 13-0000 through 29-0000 usually have work experience and perform activities similar to those of the workers they supervise, and therefore are classified with the workers they supervise.
5. Workers in Major Group 31-0000 Healthcare Support Occupations assist and are usually supervised by workers in Major Group 29-0000 Healthcare Practitioners and Technical Occupations. Therefore, there are no first-line supervisor occupations in Major Group 31-0000.
6. Workers in Major Groups 33-0000 through 53-0000 whose primary duty is supervising are classified in the appropriate first-line supervisor category because their work activities are distinct from those of the workers they supervise.
7. Apprentices and trainees are classified with the occupations for which they are being trained, while helpers and aides are classified separately because they are not in training for the occupation they are helping.
8. If an occupation is not included as a distinct detailed occupation in the structure, it is classified in an appropriate “All Other,” or residual, occupation. “All Other” occupations are placed in the structure when it is determined that the detailed occupations comprising a broad occupation group do not account for all of the workers in the group. These occupations appear as the last occupation in the group with a code ending in “9” and are identified in their title by having “All Other” appear at the end.
9. The U.S. Bureau of Labor Statistics and the U.S. Census Bureau are charged with collecting and reporting data on total U.S. employment across the full spectrum of SOC major groups. Thus, for a detailed occupation to be included in the SOC, either the Bureau of Labor Statistics or the Census Bureau must be able to collect and report data on that occupation.

## Coding Guidelines

*The SOC Coding Guidelines are intended to assist users in consistently assigning SOC codes and titles to survey responses and in other coding activities.*

1. A worker should be assigned to an SOC occupation code based on work performed.
2. When workers in a single job could be coded in more than one occupation, they should be coded in the occupation that requires the highest level of skill. If there is no measurable difference in skill requirements, workers should be coded in the occupation in which they spend the most time. Workers whose job is to teach at different levels (e.g., elementary, middle, or secondary) should be coded in the occupation corresponding to the highest educational level they teach.
3. Data collection and reporting agencies should assign workers to the most detailed occupation possible. Different agencies may use different levels of aggregation, depending on their ability to collect data. For more information on data produced using the SOC, see the Frequently Asked Questions (FAQs) section.
4. Workers who perform activities not described in any distinct detailed occupation in the SOC structure should be coded in an appropriate “All Other” or residual occupation. These residual occupational categories appear as the last occupation in a group with a code ending in “9” and are identified by having the words “All Other” appear at the end of the title.
5. Workers in Major Groups 33-0000 through 53-0000 who spend 80 percent or more of their time performing supervisory activities are coded in the appropriate first-line supervisor category in the SOC. In these same Major Groups (33-0000 through 53-0000), persons with supervisory duties who spend less than 80 percent of their time supervising are coded with the workers they supervise.
6. Licensed and non-licensed workers performing the same work should be coded together in the same detailed occupation, except where specified otherwise in the SOC definition.

## Standard Occupational Classification and Coding Structure

The occupations in the SOC are classified at four levels of aggregation to suit the needs of various data users: major group, minor group, broad occupation, and detailed occupation. Each lower level of detail identifies a more specific group of occupations. The 23 major groups, listed below, are divided into 97 minor groups, 461 broad occupations, and 840 detailed occupations.

### *2010 SOC Major Groups*

| <i>Code</i> | <i>Title</i>                                               |
|-------------|------------------------------------------------------------|
| 11-0000     | Management Occupations                                     |
| 13-0000     | Business and Financial Operations Occupations              |
| 15-0000     | Computer and Mathematical Occupations                      |
| 17-0000     | Architecture and Engineering Occupations                   |
| 19-0000     | Life, Physical, and Social Science Occupations             |
| 21-0000     | Community and Social Service Occupations                   |
| 23-0000     | Legal Occupations                                          |
| 25-0000     | Education, Training, and Library Occupations               |
| 27-0000     | Arts, Design, Entertainment, Sports, and Media Occupations |
| 29-0000     | Healthcare Practitioners and Technical Occupations         |
| 31-0000     | Healthcare Support Occupations                             |
| 33-0000     | Protective Service Occupations                             |
| 35-0000     | Food Preparation and Serving Related Occupations           |
| 37-0000     | Building and Grounds Cleaning and Maintenance Occupations  |
| 39-0000     | Personal Care and Service Occupations                      |
| 41-0000     | Sales and Related Occupations                              |
| 43-0000     | Office and Administrative Support Occupations              |
| 45-0000     | Farming, Fishing, and Forestry Occupations                 |
| 47-0000     | Construction and Extraction Occupations                    |
| 49-0000     | Installation, Maintenance, and Repair Occupations          |
| 51-0000     | Production Occupations                                     |
| 53-0000     | Transportation and Material Moving Occupations             |
| 55-0000     | Military Specific Occupations                              |

Some users may require aggregations other than the SOC system built on these major groups. Further details on alternate occupational aggregations and approved modifications to the SOC structure are provided in the following section on page xviii.

Major groups are broken into minor groups, which, in turn, are divided into broad occupations. Broad occupations are then divided into one or more detailed occupations.

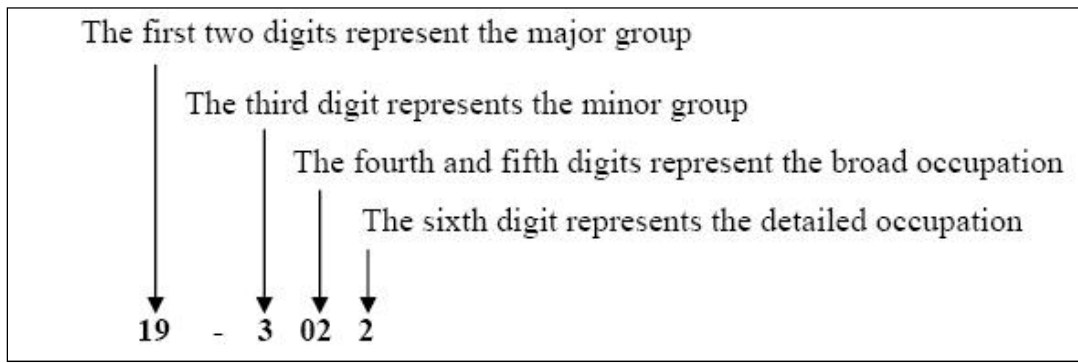
- 29-0000 Healthcare Practitioners and Technical Occupations
  - 29-1000 Health Diagnosing and Treating Practitioners
    - 29-1060 Physicians and Surgeons
      - 29-1062 Family and General Practitioners

- Major group codes end with 0000 (e.g., 29-0000 Healthcare Practitioners and Technical Occupations).

- Minor groups generally end with 000 (e.g., 29-1000 Health Diagnosing and Treating Practitioners)—the exceptions are minor groups 15-1100 Computer Occupations and 51-5100 Printing Workers, which end with 00.
- Broad occupations end with 0 (e.g., 29-1060 Physicians and Surgeons).
- Detailed occupations end with a number other than 0 (e.g., 29-1062 Family and General Practitioners).

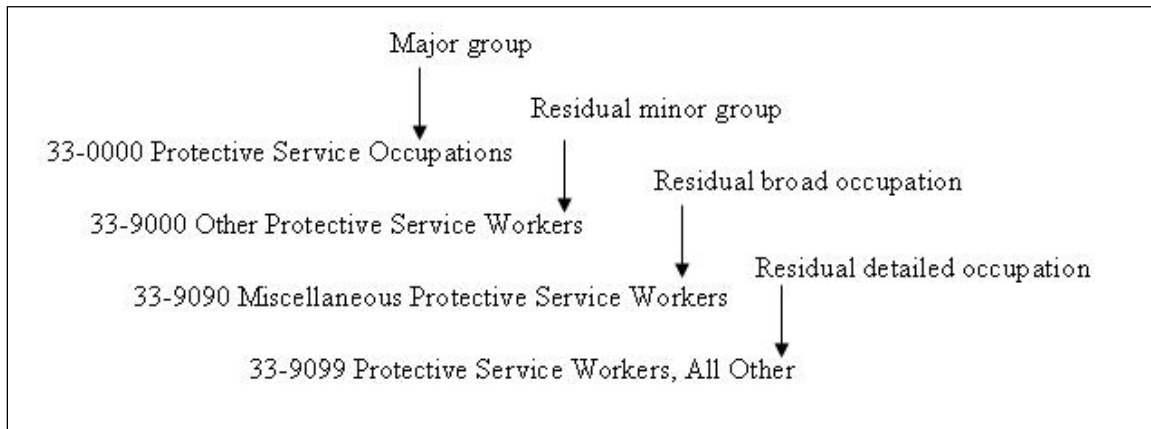
Each item in the SOC is designated by a six-digit code. The hyphen between the second and third digit is used only for clarity (see figure 1).

**Figure 1.**



As shown in figure 2, all residuals ("Other," "Miscellaneous," or "All Other" occupations), whether at the detailed or broad occupation or minor group level, contain a "9" at the level of the residual. Minor groups that are major group residuals end in 9000 (e.g., 33-9000, Other Protective Service Workers). Broad occupations that are minor group residuals end in 90 (e.g., 33-9090, Miscellaneous Protective Service Workers). Detailed residual occupations end in 9 (e.g., 33-9099, Protective Service Workers, All Other).

**Figure 2.**



If there are more than nine broad occupations in a minor group (e.g., 51-9000 Other Production Occupations); or more than eight, if there is no residual (e.g., 47-2000 Construction Trades Workers), then the code xx-x090 is skipped (reserved for residuals), the code xx-x000 is skipped (reserved for minor groups), and the numbering system will continue with code xx-x110. The residual broad occupation is then code xx-x190 or xx-x290 (e.g., 51-9190, Miscellaneous Production Workers).

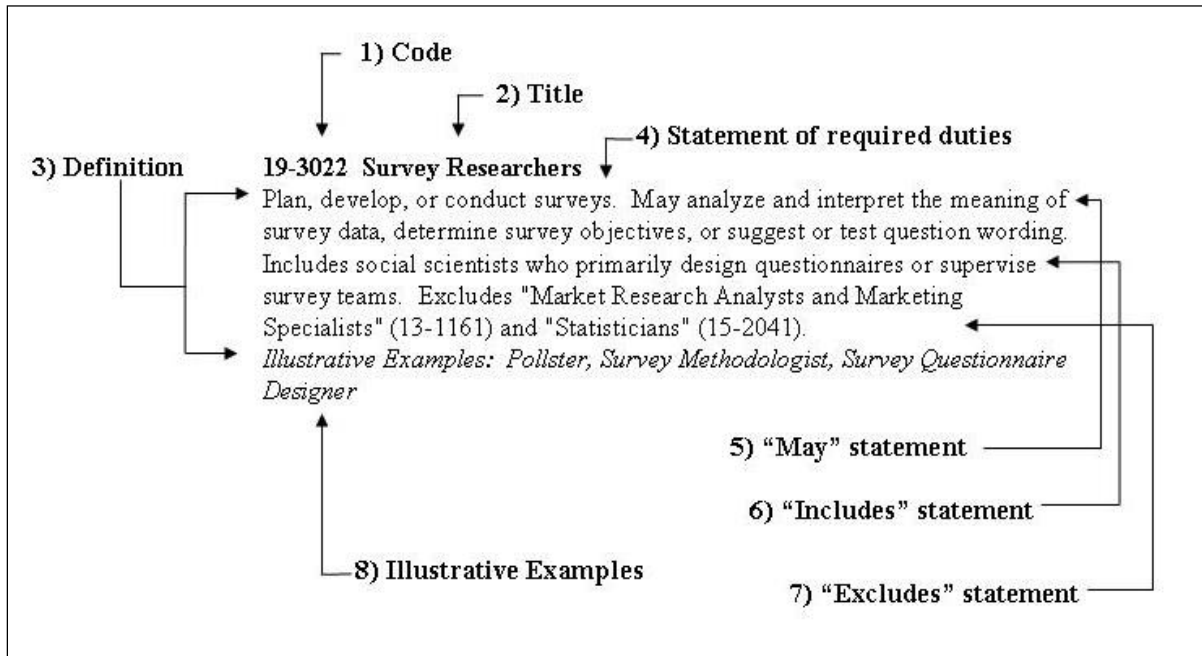
The structure is comprehensive, and encompasses all occupations in the U.S. economy. If a specific occupation is not listed, it is included in a residual category with similar occupations.

Detailed occupations are identified and defined so that each occupation includes workers who perform similar job tasks as described in Classification Principle 2. Definitions begin with the duties all workers in the occupation perform. Some definitions include a sentence at the end describing tasks workers in an occupation *may*, but do not necessarily *have to* perform, in order to be included in the occupation. Where the definitions include tasks also performed by workers in another occupation, cross-references to that occupation are provided in the definition.

Figure 3 identifies the eight elements that appear in detailed SOC occupations. All six-digit, detailed occupations have a SOC code (1), a title (2), and a definition (3). All workers classified in an occupation are required to perform the duties described in the first sentence of each definition (4). Some definitions also have a “may” statement (5), an “includes” statement (6), and/or an “excludes” statement (7). Many occupations have one or more “illustrative examples” (8), presented in alphabetical order. Illustrative examples are job titles classified in only that occupation, and were selected from the Direct Match Title File described on page iv.



**Figure 3.**



The “may” statement describes tasks that workers in that occupation may – but are not required to – perform in order to be classified with Survey Researchers. The “includes” statement identifies particular workers who should be classified with Survey Researchers. The “excludes” statement indicates other detailed occupations that may be similar to Survey Researchers and clarifies that workers who fall into those occupations should be excluded from Survey Researchers.

## Approved Modifications to the Structure

Agencies may use the SOC or parts of the SOC at varying levels of the system. For example, data may be collected at the broad occupation level in some areas and at the detailed level in others.

### Occupations below the detailed level

The coding system is designed to allow SOC users desiring a delineation of occupations below the detailed occupation level to use a decimal point and additional digit(s) after the sixth digit. For example, Secondary School Teachers, Except Special and Career/Technical Education (25-2031) is a detailed occupation. Agencies wishing to collect more particular information on teachers by subject matter might use 25-2031.1 for secondary school science teachers or 25-2031.12 for secondary school biology teachers. Additional levels of detail also may be used to distinguish workers who have different training or years of experience.

OMB recommends that those needing extra detail use the structure of the Department of Labor's Employment and Training Administration's Occupational Information Network (O\*NET). For more information, see <http://online.onetcenter.org>.

### Higher levels of aggregation

Some users may wish to present occupational data at higher levels of aggregation than the SOC major groups. To meet this need and to maintain consistency and comparability across data sets, either the intermediate or the high-level aggregations presented in tables 3 and 4 should be used for data tabulation purposes.

**Table 3. Intermediate aggregation to 13 groups, 2010 SOC**

| Intermediate aggregation | Major groups included | Intermediate aggregation title                                   |
|--------------------------|-----------------------|------------------------------------------------------------------|
| 1                        | 11-13                 | Management, Business, and Financial Occupations                  |
| 2                        | 15-19                 | Computer, Engineering, and Science Occupations                   |
| 3                        | 21-27                 | Education, Legal, Community Service, Arts, and Media Occupations |
| 4                        | 29                    | Healthcare Practitioners and Technical Occupations               |
| 5                        | 31-39                 | Service Occupations                                              |
| 6                        | 41                    | Sales and Related Occupations                                    |
| 7                        | 43                    | Office and Administrative Support Occupations                    |
| 8                        | 45                    | Farming, Fishing, and Forestry Occupations                       |
| 9                        | 47                    | Construction and Extraction Occupations                          |
| 10                       | 49                    | Installation, Maintenance, and Repair Occupations                |
| 11                       | 51                    | Production Occupations                                           |
| 12                       | 53                    | Transportation and Material Moving Occupations                   |
| 13                       | 55                    | Military Specific Occupations                                    |

**Table 4. High-level aggregation to 6 groups, 2010 SOC**

| High-level aggregation | Major groups included | High-level aggregation title                                 |
|------------------------|-----------------------|--------------------------------------------------------------|
| 1                      | 11-29                 | Management, Business, Science, and Arts Occupations          |
| 2                      | 31-39                 | Service Occupations                                          |
| 3                      | 41-43                 | Sales and Office Occupations                                 |
| 4                      | 45-49                 | Natural Resources, Construction, and Maintenance Occupations |
| 5                      | 51-53                 | Production, Transportation, and Material Moving Occupations  |
| 6                      | 55                    | Military Specific Occupations                                |

**Alternate aggregations**

Data collection issues or confidentiality concerns may prevent agencies from reporting all the detail indicated in the SOC. For example, an agency might report the detail of at least one occupational category at a particular level of the SOC structure but must aggregate the other occupations at that level. In such cases, the agency may adjust the occupational categories so long as these adjustments permit aggregation to the next higher SOC level. In such a situation, agencies must distinguish such groups from the official SOC aggregation. If agencies choose this option they must obtain approval from the Standard Occupational Classification Policy Committee for their proposed aggregation scheme.

## Frequently Asked Questions

1. How do the U.S. Bureau of Labor Statistics and the Census Bureau determine if they can collect and report on an occupation? (See Classification Principle 9.)

The Bureau of Labor Statistics (BLS) develops estimates of occupational employment and wages for wage and salary workers in nonfarm establishments in its Occupational Employment Statistics (OES) Survey. This survey collects information from business establishments sampled by industry and geographic area. BLS looks at the definition, and at the size and dispersion of (estimated) employment, in determining whether it can collect and report data on an occupation. For OES survey respondents to report on an occupation, the duties or work performed of the occupation must be uniquely defined, i.e., clearly differentiated from those of any other occupations. If the occupation is widely dispersed across areas and/or industries, employment in an occupation must be sizeable to be reliably measured. If the occupation is highly concentrated in a single industry or area, smaller levels of employment can be reliably measured.

The Census Bureau develops estimates of occupational employment of the population with its household-based Current Population (a joint program with BLS) and American Community Surveys. As with BLS above, the Census Bureau is concerned about the size and dispersion of employment in an occupation in determining if it can collect and report data on that occupation. In addition, the Census Bureau considers whether the respondents to its household surveys, who may provide information for themselves as well as for other household members, are likely to report the job titles and job activities associated with an occupation accurately and completely. Household survey respondents tend to give general or informal, rather than specific or technical, occupational titles. For example, a household survey respondent may report "doctor," rather than "pediatrician." This makes it difficult for the Census Bureau to report on such specialized occupations.

2. What is the difference between an occupation and a job?

An occupation is a category of jobs that are similar with respect to the work performed and the skills possessed by the incumbents. A job is the specific set of tasks performed by an individual worker. "Turnpike toll collector" is an example of a job that corresponds to the occupation 41-2011 Cashiers.

3. Why doesn't every job title have its own code in the SOC?

Occupational classification schemes examine and organize the millions of jobs and tens of thousands of job titles in the economy into occupations based upon their similarities as determined by the scheme's classification principles. The organizing principle of the SOC system is work performed rather than job title so there are many fewer occupation codes in the SOC than there are jobs in the economy.

4. What is the difference between the SOC Classification Principles and the Coding Guidelines?

The SOC Classification Principles form the basis on which the SOC system is structured. The Coding Guidelines are intended to assist SOC users in consistently assigning SOC occupational codes to survey responses.

5. Who uses the SOC?

Government agencies that collect and publish occupational statistical data use the SOC. See FAQ number 6 for more detail. At the Federal level, these agencies and programs include:

- Department of Commerce
  - Census Bureau
- Department of Defense
- Department of Education
- Department of Health and Human Services
- Department of Labor
  - Bureau of Labor Statistics
    - Employment Projections Program
    - Labor Force Statistics from the Current Population Survey
    - National Compensation Survey
    - National Longitudinal Surveys
    - Occupational Employment Statistics
    - Occupational Health and Safety Statistics
  - Employment and Training Administration
  - Employment Standards Administration
- Department of Transportation
- Department of Veterans Affairs
  - National Center for Veterans Analysis and Statistics
- Equal Employment Opportunity Commission
- National Science Foundation
  - Division of Science Resources Statistics
- Office of Personnel Management

6. Where can I get information on the occupations in the SOC?

Depending on the type of information you are seeking, you may obtain information from several agencies:

- a) The U.S. Census Bureau publishes occupational data annually, collected through the American Community Survey (ACS), for the Nation, all States and the District of Columbia, Puerto Rico, and all counties and places with populations of at least 65,000. The Census Bureau also publishes 3-year ACS data for geographic areas with populations of at least 20,000 and 5-year ACS data for all geographies in the U.S. and Puerto Rico. Census 2010 will collect, classify, and publish occupational data for Guam, American Samoa, the Commonwealth of

- Northern Mariana Islands, and the U.S. Virgin Islands. Other household surveys publish occupational data at varying levels of detail and geography. Standard tabulations are available through the American FactFinder via the Internet at <http://www.census.gov>. Information about occupation coding and written reports on occupational trends can be found at <http://www.census.gov/hhes/www/ioindex/ioindex.html>. For additional information, contact the Census Bureau's Question and Answer Center at <http://ask.census.gov> or contact the Call Center at (301) 763-INFO.
- b) The Department of Defense publishes data that cross-reference military occupational codes of the Army, Navy, Air Force, Marine Corps, and Coast Guard with civilian equivalent occupations. Additional information on available data products can be obtained on the Internet at <http://www.dmdc.osd.mil>; or by writing to Director, Defense Manpower Data Center, 1600 Wilson Blvd., Suite 400, Arlington, VA 22209-2593.
  - c) The National Center for Education Statistics (NCES) publishes data collected through the School and Staffing Survey (SASS) on the employment of elementary and secondary teachers, principals, and other school staff, as well as detailed information on their education, training, and background characteristics. NCES publishes detailed data on postsecondary instructors and professors collected through the Integrated Postsecondary Education Data System (IPEDS). In addition, NCES conducts various longitudinal studies that follow high school and college students into their working years and uses the SOC to classify their occupations. Products based on data from these various surveys and programs are available from the specific surveys and programs, which can be found at <http://nces.ed.gov/surveys>.
  - d) Biennially, the Bureau of Labor Statistics' Employment Projections (EP) Program publishes the *Occupational Outlook Handbook* and *Career Guide to Industries*. In addition, EP publishes the *Occupational Outlook Quarterly*. For more information about these publications, visit the EP Web site at <https://www.bls.gov/emp> or contact the Chief, Division of Occupational Outlook, Bureau of Labor Statistics, 2 Massachusetts Ave. NE., Room 2135, Washington, DC 20212, telephone (202) 691-5700.
  - e) The Current Population Survey (CPS), a joint program of the Census Bureau and the Bureau of Labor Statistics, uses the 2002 Census occupational classification system, which is derived from the 2000 Standard Occupational Classification. CPS data series are available on this classification beginning with year 2000. The CPS previously used the 1990 Census occupational classification, which was adapted from the 1980 SOC. CPS data series on the earlier classification are available from 1983-2002; these data are not directly comparable with the current series. The Bureau of Labor Statistics publishes national-level estimates of occupational employment, unemployment, and earnings with demographic detail from the CPS. The CPS homepage on the BLS website is at

<https://www.bls.gov/cps/home.htm> contact information for the BLS CPS program can be found at <https://www.bls.gov/cps/contact.htm>

- f) The Bureau of Labor Statistics' National Compensation Survey (NCS) program provides comprehensive measures of occupational wages; employment cost trends; and benefit incidence and detailed plan provisions. Detailed occupational earnings are available for selected metropolitan and nonmetropolitan areas, nine Census divisions, and on a National basis. Employment cost trends and information on the incidence and detailed provision of employee benefit plans are published for major occupational groups. For more information, see the NCS Web site at <https://www.bls.gov/ncs/home.htm> call (202) 691-6199, or send an e-mail to [NCSInfo@bls.gov](mailto:NCSInfo@bls.gov). Correspondence may be sent to U.S. Bureau of Labor Statistics National Compensation Survey, 2 Massachusetts Ave., NE., Room 4175, Washington, DC 20212-0001.
- g) The Bureau of Labor Statistics' Occupational Employment Statistics (OES) program produces cross-industry occupational employment and wage estimates for the Nation, all States, the District of Columbia, Guam, Puerto Rico, the U.S. Virgin Islands, metropolitan areas, metropolitan divisions, and nonmetropolitan areas. OES also publishes national industry-specific occupational employment and wage estimates for sectors and 3-, 4-, and selected 5-digit North American Industry Classification System (NAICS) industries. Data are available from the OES home page at <https://www.bls.gov/oes/home.htm> For assistance with these data, contact the OES program at (202) 691-6569 or [oesinfo@bls.gov](mailto:oesinfo@bls.gov). Industry-specific data for States and metropolitan and nonmetropolitan areas may be available from the State workforce agencies by contacting the individual State or States for which information is needed. Contact information for the State workforce agencies is available at <https://www.bls.gov/bls/ofolist.htm>
- h) The Employment and Training Administration's (ETA) Occupational Information Network (O\*NET) system is a comprehensive database of occupational competency profiles. ETA sponsors the development, updating, and dissemination of O\*NET information through a grant with the North Carolina Employment Security Commission. The O\*NET system is based on the Standard Occupational Classification (SOC) system and also provides information on additional detailed occupations within a SOC category in selected instances. The O\*NET Content Model of occupational descriptors is the foundation for a series of survey questionnaires that go out to incumbent workers in various occupations which form the basis for the O\*NET occupational competency profiles. The O\*NET system is the successor to the Dictionary of Occupational Titles, which was last published by the Department of Labor in 1991. O\*NET information is available via the Internet at <http://online.onetcenter.org> and also as a downloadable electronic database from the O\*NET Resource Center: <http://www.onetcenter.org/database.html>. For more information, contact O\*NET Customer Support at [onet@ncmail.net](mailto:onet@ncmail.net) or contact the Department of Labor at [onet@dol.gov](mailto:onet@dol.gov). You can also write to the O\*NET project director at Office of

Workforce Investment, Employment and Training Administration, U.S.  
Department of Labor, FPB Room S 4231, 200 Constitution Ave., NW.,  
Washington, DC 20210.

- i) The Equal Employment Opportunity Commission (EEOC) uses SOC occupational classifications, and equivalent Census occupational classifications, to create broader categories as part of the Commission's data survey and enforcement programs. Under the survey program, employer workforce information is collected periodically from private-sector firms on the Employer Information Report (EEO-1), and public sector employers on the State and Local Government Report (EEO-4). More information may be obtained from the Commission's Web site at <http://www.eeoc.gov>.
- j) The National Science Foundation (NSF) Division of Science and Resources Statistics (SRS) Web site provides access to the Scientists and Engineers Statistical Data System (SESTAT), a comprehensive and integrated system of information about the employment, educational and demographic characteristics of scientists and engineers in the United States. It is intended for both policy analysis and general research, having features for both the casual and more intensive data user. More information may be obtained from the SESTAT Web site at <http://www.nsf.gov/statistics/sestat>.

7. Whom should I contact if I have a question about the SOC?

You may call the SOC information line at 202-691-6500, or send an e-mail to [SOC@bls.gov](mailto:SOC@bls.gov).

8. Why are there different levels of detail in the SOC?

The four-tiered levels in the SOC enable users to choose the level or levels of detail corresponding to their interest and ability to collect data on different occupations. Users needing different levels of detail will still be able to compare data at the defined levels. Please see the description of alternative aggregations on pages xviii-xix for more information.

9. Why can't I find my job title in the SOC?

This volume lists occupations that may have many different job titles. It does not attempt to provide an exhaustive list of job titles. A list of additional titles called the Direct Match title file is available at <https://www.bls.gov/soc> If your title is not listed, you may e-mail [SOC@bls.gov](mailto:SOC@bls.gov) to suggest its inclusion.

10. Which occupations in the SOC cover "professionals"?

The 2010 SOC does not classify or identify workers using the term "professional", or other similar terms such as "skilled" or "unskilled." The SOC was created solely for



statistical purposes (see FAQ number 13) and the classification structure is not intended to rank or group occupations by education, credentials, earnings, or any other similar user-defined indicator of status. However, government agencies or private users may define and use various terms to suit their own purposes. For example, the Employment and Training Administration's O\*NET program classifies occupations into 1 of 5 "job zones," based on data regarding the levels of education, experience, and training needed for work in an occupation, ranging from "little or no" to "extensive" preparation (for more information, see <http://online.onetcenter.org/help/online/zones>).

11. Why are supervisors of workers in Major Groups 13-0000 through 31-0000 not listed? Where should they be classified?

Supervisors of workers in Major Groups 13-0000 through 29-0000 are classified with the occupations they supervise because they often must have the same type of training, education, and experience as the workers they supervise. Supervisors of workers in Major Group 31-0000 are usually classified in Major Group 29-0000. See Classification Principles 4 and 5 on page xii.

12. When is the next revision of the SOC scheduled?

The next major review and revision of the SOC is expected to begin in 2013 in preparation for the 2018 SOC. The intent of this revision schedule is to minimize disruption to data providers, producers, and users by promoting simultaneous adoption of revised occupational and industry classification systems for those data series that use both. Given the multiple interdependent programs that rely on the SOC, this is best accomplished by timing revisions of the SOC for the years following North American Industry Classification System (NAICS) revisions, which occur for years ending in 2 and 7. The next such year is 2018, which has the additional benefit of coinciding with the beginning year of the American Community Survey 5-year set of surveys that bracket the 2020 Decennial Census. Thus, OMB intends to consider revisions of the SOC for 2018 and every 10 years thereafter.

To ensure that the successful efforts of the SOCPC continue and that the SOC reflects the structure of the changing workforce, the SOCPC will continue its service as a standing committee. The SOCPC will meet periodically to monitor the implementation of the 2010 SOC across Federal agencies. This consultation will include regularly scheduled interagency communication to ensure a smooth transition to the 2010 SOC. The SOCPC will also perform SOC maintenance functions, such as recommending clarifications of the SOC occupational definitions, placement of new occupations within the existing structure, and updating title files.

13. Can the SOC be used for nonstatistical purposes?

The 2010 SOC was designed solely for statistical purposes. Although it is likely that the 2010 SOC also will be used for various nonstatistical purposes (e.g., for administrative, regulatory, or taxation functions), the requirements of government agencies or private

users that choose to use the 2010 SOC for nonstatistical purposes have played no role in its development, nor will OMB modify the classification to meet the requirements of any nonstatistical program.

Consequently, the 2010 SOC is not to be used in any administrative, regulatory, or tax program unless the head of the agency administering that program has first determined that the use of such occupational definitions is appropriate to the implementation of the program's objectives.

14. Where can I find how the 2010 SOC relates to the 2000 SOC?

The official crosswalks can be found at <https://www.bls.gov/soc> Occupations are crosswalked from the 2010 SOC to the 2000 SOC and from the 2000 SOC to the 2010 SOC.

15. Where can I obtain an electronic version or additional printed versions of the SOC?

Information from the *SOC Manual 2010* can be found on the SOC homepage at <https://www.bls.gov/soc> To obtain a CD-ROM version or additional print copies of the *SOC Manual 2010*, contact

U.S. Department of Commerce  
Technology Administration  
National Technical Information Service  
5301 Shawnee Road  
Alexandria, VA 22312  
(703) 605-6000 or 1-800-553-NTIS (6847)  
Order Number: PB2010-105544 (hard cover)  
Order Number: PB2010-500061 (CD-ROM)

16. When will Federal statistical agencies begin using the 2010 SOC in survey collection?

Federal statistical agencies will begin using the 2010 SOC for occupational data they publish for reference years beginning on or after January 1, 2010. However, it is important to note that for some programs, full implementation of the 2010 SOC will occur in stages, as sufficient data are needed to produce estimates at the full level of occupational detail. Contact an agency or program directly for specific information on implementation. A schedule of implementation dates for programs within the Bureau of Labor Statistics will be available at <https://www.bls.gov/soc>

## **Acknowledgements**

### **SOCPC Members**

John Galvin, Bureau of Labor Statistics, Chair

Andrea Bright, Office of Personnel Management  
Paul Bugg, Office of Management and Budget  
Jennifer Cheeseman Day, Census Bureau  
Joseph Donovan, Equal Employment Opportunity Commission  
Barbara Downs, Census Bureau  
Phil Doyle, Bureau of Labor Statistics  
Pam Frugoli, Employment and Training Administration  
Nimmi Kannankutty, National Science Foundation  
Mary Kirk, Census Bureau (retired)  
Roslyn Korb, National Center for Education Statistics  
Mary McCarthy, Bureau of Labor Statistics (retired)  
Mike McElroy, Bureau of Labor Statistics (retired)  
Stephen Provasnik, National Center for Education Statistics  
Sabrina Ratchford, National Center for Education Statistics  
Steve Reardon, Defense Manpower Data Center  
Tara Ricci, Office of Personnel Management  
Sarah Richards, Health Resources and Services Administration  
Marc Rosenblum, Equal Employment Opportunity Commission  
Dixie Sommers, Bureau of Labor Statistics  
George Stamas, Bureau of Labor Statistics

### **SOC Coordinating Team**

Theresa Cosca, Bureau of Labor Statistics  
Alissa Emmel, Bureau of Labor Statistics  
Anne Louise Marshall, Bureau of Labor Statistics  
Wendy Price, Bureau of Labor Statistics, Administrative Support

### **Workgroup Members**

#### **Bureau of Labor Statistics**

|                  |                  |
|------------------|------------------|
| Shane Stephens   | Jim Smith        |
| Richard Yeast    | Sam Meyer        |
| John Morton      | Mark Doucette    |
| Dee McCarthy     | Reid VanNattan   |
| Janice Windau    | Laurie Salmon    |
| Audrey Watson    | Benjamin Cover   |
| Patrick Kilcoyne | John I. Jones    |
| Zachary Warren   | Michael Soloy    |
| Dina Itkin       | Jeffrey Holt     |
| Carrie Jones     | Amy Bierer       |
| Kinna Brewington | Fatemeh Hajiha   |
| Jeffrey LaPointe | Mark Maggi       |
| Cori Martinelli  | Phillip Bastian  |
| Sadie Blanchard  | Douglas Braddock |
| Olivia Crosby    | Lauren Csorny    |

## 2010 SOC User Guide

|                    |                         |
|--------------------|-------------------------|
| Conley Hall Dillon | Tamara Dillon           |
| Thomas DiVincenzo  | Arlene Dohm             |
| Diana Gelhaus      | Kathleen Green          |
| Sam Greenblatt     | Jeffrey Gruenert        |
| Elka Torpey        | Henry Kasper            |
| Jonathan Kelinson  | Jill Lacey              |
| T. Alan Lacey      | William Lawhorn         |
| Chester Levine     | C. Brett Lockard        |
| Kevin McCarron     | Roger Moncarz           |
| Gregory Niemesh    | Alice Ramey             |
| Brian Roberts      | Erik Savisaar           |
| Jon Sargent        | Terry Schau             |
| Kristina Bartsch   | Lynn Shniper            |
| Patricia Tate      | Colleen Teixeira Moffat |
| David Terkanian    | Nicholas Terrell        |
| Michael Wolf       | Benjamin Wright         |
| Ian Wyatt          |                         |

### **Census Bureau**

Marisa Hotchkiss

### **Defense Manpower Data Center**

Dawn De-iongh  
Sue Hay

### **Employment and Training Administration**

Tracie Hamilton

### **Health Resources and Services Administration**

Jim Cultice  
Annette Debisette  
Jerilyn Glass  
Anjum Rishi  
Young Song

### **National Center for Education Statistics**

Michelle Coon

### **National Center for O\*NET Development**

Phil Lewis  
David Rivkin  
John Nottingham

### **National Science Foundation**

Kelly Kang

### **Office of Personnel Management**

Mark Doboga