



SRI LANKA ARMY
DRESS REGULATIONS

PART I

RESTRICTED



SRI LANKA ARMY DRESS REGULATIONS

RESTRICTED

RESTRICTED

FOREWORD



The Dress Regulation of an Armed Force prescribes the authorization for wearing, composition and classification of uniforms including the badges of rank, awards and insignia permitted to be worn on the uniform. It also provides general information on the authorized material, design and uniform quality control system.

The military uniform is the best-known distinctive attire of the Armies in the world which is unique and standardized to identify the particular Armed Force of a State. The uniform reflects order and discipline and calls for subordination by displaying a variety of insignia, including badges that indicate rank and emphasize the hierarchical structure of Armies. It also symbolizes respect, honour and power and enhances the soldiers' stature in the eyes of the public.

The Sri Lanka Army as a part of the disciplined and renowned Sri Lankan Armed Forces, has all the time paid its utmost attention towards motivating service personnel to wear the uniform appropriately with all badges of rank, proficiency and merit badges and medals. The Army personnel who wear the uniform with pride, exhibit that the Sri Lanka Army is professional, competent and desirous in securing the will and resolve of the nation.

This is the Second Edition of the Sri Lanka Army Dress Regulation and it includes amendments made to the existing uniforms as per the present requirements. It is certain that this special edition will guide all Ranks to preserve the glorious traditions and customs of the Sri Lanka Army whilst ensuring the dissemination of accurate information on the Army Dress Regulation.

01 January 2019



N M M W SENANAYAKE RWP RSP VSV USP USACGSC
Lieutenant General
Commander of the Army

RESTRICTED

RESTRICTED

SRI LANKA ARMY

DRESS REGULATIONS

These Regulations consist of:

PART I

Index of Part I

Chapter	1	-	General Instructions.
Chapter	2	-	Army Dress Regulations - Officers.
Chapter	3	-	Dress Orders for Officers.
Chapter	4	-	Army Dress Regulations - Other Ranks.
Chapter	5	-	Dress Orders for Other Ranks.
Chapter	6	-	Dress Regulations and Dress Orders for Officer Cadets.
Chapter	7	-	Specifications of Military Uniforms and Accoutrements.
Chapter	8	-	Dress Orders Miscellaneous.
Chapter	9	-	Badge Regulations.
Chapter	10	-	Military Insignia.
Chapter	11	-	Star Plates, Flags and Metal Plates.
Chapter	12	-	Decorations and Awards.
Chapter	13	-	Winter Dresses.

Annexures

PART II

Index of Part II

Illustrations and Details of all Army Dresses

RESTRICTED

RESTRICTED

PART I

RESTRICTED

RESTRICTED

ARMY DRESS REGULATIONS

CONTENTS

CHAPTER 1 - GENERAL INSTRUCTIONS

	<u>Page No</u>
General	1-1 to 1-2
Dress for Military Wedding Ceremonies	1-2
Dress for Funerals	2-3
Types of Dress - Officers, Officer Cadets and Other Ranks	1-3 to 1-5
Miscellaneous Dresses for Officers, Officer Cadets and Other Ranks	1-5

CHAPTER 2 - ARMY DRESS REGULATIONS - OFFICERS

General	2-1
Patterns of Military Accoutrements	2-1
Free Issues	2-1
Outfit Allowance	2-1 to 2-2
Hair, Moustache and Beard	2-2
Maintenance of Uniform	2-2
Transfers (Change of Regiments)	2-2
Wearing of Uniform	2-3
Officers will not Wear Uniform	2-3
Officers may be dressed in Mufti	2-3
Visor of the Peak	2-4
Headdresses	2-4
Cap Badges	2-5
Gorget Patches and Collar Badges	2-5
Insignia	2-5
Footwear	2-6 to 2-7
Spectacles	2-7
Dark Glasses	2-7
Name Tags	2-7
Identity Tags	2-7
Lanyards	2-8

RESTRICTED

	<u>Page No</u>
Badges and Shoulder Tags	2-8
Jewellery and Trinkets	2-8
Wrist Watches	2-8
Mourning Bands	2-9
Overalls	2-9
Tunic/Jacket/Shirt	2-9 to 2-10
Sleeves of the Shirts	2-10
Trousers/Skirts	2-10 to 2-11
Aiguillettes	2-11 to 2-12
Medals	2-12
Ribbons	2-12
Swords	2-12 to 2-13
Scabbard	2-13
Whip, Cane and Batons	2-13
Sashes	2-13
Waist Belts	2-14
Shoulder Cord and Epaulettes	2-14 to 2-15
Cross Belts	2-15
Buttons	2-15
Special points on the dress	2-16

CHAPTER 3 - DRESS ORDERS FOR OFFICERS

Types of Dresses	3-1
Dress No 1 - Ceremonial (Blues/Greens) for Male Officers	3-2 to 3-3
Dress No 1 - Ceremonial (Blues/Greens) for Female Officers	3-3 to 3-5
Dress No 2 - Mess Dress for Male Officers	3-5 to 3-6
Dress No 2 - Mess Dress for Female Officers	3-7 to 3-8
Dress No 2A - Mess Dress (Alternative) for Male Officers	3-8 to 3-9
Dress No 2A - Mess Dress (Alternative) for Female Officers	3-10 to 3-11
Dress No 3 - Service Dress for Colonel and above Officers and ADCs	3-11 to 3-12
Dress No 3A - Winter Dress for Colonel and above Officers and ADCs	3-13 to 3-14

RESTRICTED

	<u>Page No</u>
Dress No 4 - Review Order for Male Officers	3-14 to 3-15
Dress No 4 - Review Order for Female Officers	3-15 to 3-17
Dress No 4A - Winter Dress for Lieutenant Colonel and below Officers	3-17 to 3-18
Dress No 5 - Tunic with Ribbons for Male Officers	3-18 to 3-20
Dress No 5 - Tunic with Ribbon for Female Officers	3-20 to 3-21
Dress No 5A - Tunic with Ribbon (Alternative) for Male Officers	3-21 to 3-23
Dress No 5B - Tunic with Ribbon (Alternative) for Female Medical Officers	3-23 to 3-24
Dress No 6 - General Purpose Working Dress for Male Officers	3-24 to 3-25
Dress No 6 - General Purpose Working Dress for Female Officers	3-26
Dress No 6A - General Purpose Working Dress (Alternative) for Male Officers	3-27 to 3-28
Drees No 6A - General Purpose Working Dress (Alternative) Female Officers	3-28 to 3-29
Dress No 6B - General Purpose Working Dress (Alternative) Female Officers	3-29 to 3-30
Dress No 7 - Camouflage Uniform	3-30 to 3-32
Dress No 8 - Olive Green/Black Combat Dress	3-32 to 3-33
Dress No 9 - Maternity Dress	3-33 to 3-34
Dress No 10 - Working Dress for Female Medical Officers	3-34 to 3-35
Dress No 11 - Physical Training Dress for Male Officers	3-35
Dress No 11 - Physical Training Dress for Female Officers	3-36

CHAPTER 4 - ARMY DRESS REGULATIONS - OTHER RANKS

General	4-1
Patterns of Military Accoutrements	4-1
Free Issues	4-1
Warm Clothing Allowance	4-1
Hair, Moustache and Beard	4-2
Maintenance of Uniform	4-2
Transfers	4-2
Wearing of Uniform	4-3
Other Ranks will not Wear Uniform	4-3 to 4-4
Other Ranks may be Dressed in Mufti	4-4
Headdresses	4-4 to 4-5
Cap Badges	4-5
Collar Badges	4-5

	<u>Page No</u>
Insignia	4-6
Footwear	4-6 to 4-7
Anklets	4-7
Spectacles	4-7
Dark Glasses	4-8
Name Tags	4-8
Identity Tags	4-8
Lanyards	4-8
Badges and Tags	4-8
Jewellery and Trinkets	4-9
Wrist Watches	4-9
Mourning Bands	4-9
Overalls	4-9
Tunic/Jacket/Shirt	4-9 to 4-10
Shirt Sleeves	4-10 to 4-11
Trousers	4-11
Medals	4-12
Ribbons	4-12
Swords	4-12
Whistle	4-12
Cane/Whip/Batons	4-13
Waist Belts	4-13
Pistol Holster and Pouches	4-13
Shoulder Cord/Epaulettes	4-13
Buttons	4-14
Special Points on the Dress	4-14
Bandolier	4-14
Sashes	4-14
Security of the Kit	4-14

CHAPTER 5 - DRESS ORDERS FOR OTHER RANKS

Types of Dress	5-1
Dress No 1 - Ceremonial (Blues/Greens)	5-2 to 5-3

RESTRICTED

	<u>Page No</u>
Dress No 1A - Ceremonial Scarlet for SLCMP Other Ranks	5- 3 to 5-4
Dress No 2 - Mess Dress for Warrant Officer Class I	5-4 to 5-5
Dress No 2 - Mess Dress for Male Other Ranks	5-5 to 5-6
Dress No 2 - Mess Dress for Female Other Ranks	5-6 to 5-7
Dress No 4 - Review Order for Male Other Ranks	5-7 to 5-8
Dress No 4 - Review Order for Female Other Ranks	5-8 to 5-9
Dress No 4A - Wedding Dress	5-10 to 5-11
Dress No 6 - General Purpose Working Dress for Male Other Ranks	5-11 to 5-11
Dress No 6 - General Purpose Working Dress for Female Other Ranks	5-12 to 5-13
Dress No 6A - General Purpose Working Dress (Alternative)	5-13 to 5-14
Dress No 6B - General Purpose Working Dress for Female Other Ranks	5-14 to 5-15
Dress No 7 - Camouflage Uniform	5-15 to 5-17
Dress No 8 - Olive Green Combat Dress	5-17 to 5-18
Dress No 8A - Working Dress for Tradesmen	5-18 to 5-19
Dress No 9 - Maternity Dress	5-19 to 5-20
Dress No 10 - General Purpose Working Dress for Nurses	5-20 to 5-21
Dress No 11 - Physical Training Dress	5-21

CHAPTER 6 - ARMY DRESS REGULATIONS AND DRESS ORDER

OFFICER CADETS

General	6-1
Patterns of Military Accoutrements	6-1
Free Issues	6-1
Hair, Moustache and Beard	6-2
Maintenance of Uniform	6-2
Wearing of Uniform	6-2 to 6-3
Officer Cadets may be Dressed in Mufti	6-3
Headdresses	6-3
Gorget Patches	6-3
Insignia	6-4
Spectacles	6-4
Special Points on the Dress	6-4

RESTRICTED

	<u>Page No</u>
Dress Order for Officer Cadets	6-4
Types of Dress	6-4 to 6-5
Dress No 1 - Ceremonial Blues for Male Officer Cadets	6-5 to 6-6
Dress No 1 - Ceremonial (Blues/Greens) for Female Officer Cadets	6-6
Dress No 2 - Mess Dress for Male Officer Cadets	6-7
Dress No 2 - Mess Dress for Female Officer Cadets	6-7 to 6-8
Dress No 4 - Review Order for Male Officer Cadets	6-8 to 6-9
Dress No 4 - Review Order for Female Officer Cadets	6-9 to 6-10
Dress No 6 - Drill Order for Male Officer Cadets	6-10 to 6-11
Dress No 6 - Drill Order for Female Officer Cadets	6-12
Dress No 7 - Combat Order	6-13
Dress No 8 - Weapon Training Order	6-14
Dress No 8A - Overalls Order	6-15
Dress No 11 - Physical Training Order for Male Officer Cadets	6-15 to 6-16
Dress No 11 - Physical Training Dress for Female Officer Cadets	6-16
Dress No 11A - Battle Physical Training Order	6-17
Dress No 12 - Sports Order	6-17
Dress No 12A - Recreational	6-17 to 6-18
Dress No 13 - Formal Dress for Male Officer Cadets	6-18
Dress No 13 - Formal Dress for Female Officer Cadets	6-19

**CHAPTER 7 - SPECIFICATIONS OF MILITARY UNIFORMS AND
ACCOUTREMENTS**

HEADRESSES

Cap Peak/Forage Ceremonial for Male and Female Officers and Warrant Officers - Class I	7-1 to 7-6
Cap Peak Green for General Purpose Working Dresses	7-6 to 7-8
Cap Forage Green for General Purpose Working Dress	7-9 to 7-10
Berets	7-10
Camouflage and Olive Green Cloth Cap	7-11
Side Hats	7-11
Puggerie/Band Head Dresses	7-12 to 7-13

	<u>Page No</u>
Cap Badges	7-13 to 7-23
Gorget Patches	7-23 to 7-28
Collar Badges Regimental Pattern	7-29 to 7-33
Wearing of Collar Badges	7-34 to 7-35
<u>FOOTWEAR</u>	
Boots	7-35
Brogue Uppers	7-35
Shoes	7-35 to 7-36
Spurs	7-36
Types of Boot High Leg	7-36 to 7-38
Type of Shoes	7-38 to 7-41
<u>AIGUILLETES AND LANYARDS</u>	
Aiguillettes	7-42 to 7-44
Wearing Aiguillettes	7-45
Lanyards	7-46
Types of Lanyards	7-46
Regimental Patterns of Lanyards	7-47
<u>SWORDS</u>	
Sword of General Officers	7-48
Sword General Purpose	7-48 to 7-50
Sword Knot	7-50 to 7-51
Sword Belt and Sling Gold General Officer Pattern	7-51
Sword Belt and Sling Silver	7-52 to 7-53
<u>BATON/CANE/WHIP</u>	
Whip	7-53
Batons/Canes Officer Pattern	7-54 to 7-57
Baton/Canes Other Ranks Pattern	7-57 to 7-58
<u>WAIST BELTS</u>	
Sashes	7-58 to 7-59
Sash Silk for Brigadier and Colonel	7-59

RESTRICTED

	<u>Page No</u>
Sash Silk for Lieutenant Colonel and Below Officers of SLAC	7-59
Sash Silk for Lieutenant Colonel and Below Officers of SLA	7-59
Sash Silk for Lieutenant Colonel and Below Officers of SLE	7-60
Sash Silk for Lieutenant Colonel and Below Officers of CR	7-60
Sash Silk for Lieutenant Colonel and Below Officers of SF	7-60
Sash Silk for Lieutenant Colonel and Below Officers of CES	7-60
Sashes Silk Scarlet for Colour Regiments	7-60 to 7-61
Sam Browne Belt	7-61 to 7-62
Belt Waist Nylon Olive Green & Black	7-63
Belt RQMs Brown/Black with Brass/Silver/Black Fittings	7-63 to 7-64
Belt Waist Leather Brown/Black with Silver Buckle Male Other Rank Pattern	7-64 to 7-65
Belt Waist Leather Brown with Silver Buckle Female Pattern	7-65 to 7-66
Belt Waist Web Olive Green Pattern	7-66
Belt Drill Instructors White (Foreign Qualified) with Silver Plated Fittings	7-67
Patterns for Stable Belts	7-68 to 7-69
Belt Web White Corps of Military Police Male Pattern	7-70
Belt Leather - White with Silver Buckle Military Police Women's Pattern	7-71
Cummerbund	7-72 to 7-73
Shoulder Cord Gold/Epaulettes	7-74 to 7-79
Cross Belt Regimental Pattern	7-79 to 7-81

BUTTONS

Buttons General Service - Gold, Silver and Black	7-81 to 7-82
Buttons Plastic	7-82 to 7-83

TIES AND CRAVATS

Tie Khaki, Dark Green, Red and Blue	7-84
Bow Tie Black	7-85
Tab Blues and Greens	7-85
Cravat Regimental Pattern	7-85 to 7-86
Hackle Regimental Pattern	7-87

JACKET, TUNIC, SHIRT, SKIRT AND TROUSERS

Jacket for Dress No 1 Blue Green Male Pattern	7-88 to 7-89
---	--------------

RESTRICTED

	<u>Page No</u>
Jacket for Dress No 1A Male Pattern	7-89 to 7-90
Jacket for Dress No 1 Blue Green Female Pattern	7-90
Jacket for Dress No 1A Female Pattern	7-91
Jacket for Dress No 2 Mess Dress Male Pattern	7-91 to 7-92
Shirt for Dress No 2A Alternative Mess Dress	7-93
Trousers and Shirt for Dress No 2 Male Other Rank	7-93
Trousers for Dress No1, 2 and 2A Male Pattern	7-93
Skirt for Dress No 1, 1A, 2, 2A, 3, 3A, 4 and 5 Female Pattern	7-94 to 7-95
Jacket for Dress No 3 and 3A Male Pattern	7-95 to 7-96
Trousers for Dress No 3 and 3A Male Pattern	7-96
Jacket for Dress No 3 and 3A Female Pattern	7-97
Jacket for Dress No 4, 5 and 5A Male Pattern	7-97
Jacket for Dress No 4A Male Pattern	7-98
Trouser for Dress No 4, 4A, 5 and 5A Male Pattern	7-98 to 7-99
Jacket for Dress No 4A Female Pattern	7-99
Shirt for Dress No 4A Male and Female Pattern	7-100
Jacket for Dress No 4, 5 and 5B Female Pattern	7-100
Trouser for Dress No 5B Female Pattern	7-101
Shirt for Dress No 6 and 6A Male Pattern	7-101
Trousers for Dress No 6 and 6A Male Pattern	7-102
Shirt for Dress No 6B Female Pattern	7-102
Shirt for Dress No 6A Female Pattern	7-103
Trousers for Dress No 6B Female Pattern	7-103
Frock for Dress No 6	7-104
Skirt for Dress No 6A Female Pattern	7-104
Jacket and Trousers for Dress No 7 Camouflage	7-105
Jacket and Trousers for Dress No 8 Olive Green/Black	7-106
Dress No 9	7-106
Overall Drill Olive Green/Black	7-107
Short Drill Olive Green/Black	7-107
Shirt white for Dress No 2 Male Officers/Officer Cadets/Other Ranks Pattern	7-108
Winter Jacket Olive Green for Officers	7-108
Jersey Pullover	7-109
Socks	7-109

RESTRICTED

	<u>Page No</u>
Bandolier Brown Leather	7-110
Hand Bag Ladies Black Pattern	7-110
Gloves	7-111
Name Tags	7-111 to 7-112

MILITARY POLICE ACCOUTREMENTS

Whistle with Chain	7-113
Pistol Holster Web White	7-113
Pouches Web White	7-114
Anklets White	7-114
MP Arm Band	7-114
Rain Coat	7-115

CHAPTER 8 - DRESS ORDERS MISCELLANEOUS

Types of Dress	8-1
Dress No 11A - Physical Training Shoot to Kill Dress	8-1
Dress No 12 - Band Dress	8-2
Dress No 13 - Blazer and Tie Male Officers and Other Ranks	8-3
Dress No 13 - Osari/Saree with Blazer Female Officers and Other Ranks	8-3 to 8-4
Dress No 14 - Smart Casual Male Officers and Other Ranks	8-4
Dress No 14 - Saree Female Officers and Other Ranks	8-5
Dress No 14 - Casual	8-5
Dress No 15 - Dress for Patients and Disabled Personnel	8-6
Dress No 16 - Working Party Dress	8-6
Dress No 17 - Physical Training Instructor Dress	8-7

CHAPTER 9 - BADGE REGULATIONS

National Flag	9-1
Regimental Identification Badges	9-2 to 9-3
Formation Badges	9-4 to 9-6
Training School Badges	9-7 to 9-11

	<u>Page No</u>
Qualification Badges	9-12 to 9-19
Service Appraisal and Pre Service Badges	9-20 to 9-21
Shoulder Tags	9-21
Order of Badges	9-22
Wearing Badges on Uniform	9-23 to 9-25
Miniature Badges	9-25 to 9-26
Patterns of Miniature Regiment Identification Badges	9-26 to 9-27
Patterns of Badges as per Uniform	9-28

CHAPTER 10 - MILITARY INSIGNIA

Regimental or Corps Colours	10-1 to 10-2
Cloth Stripes	10-2
Specifications for Badges of Rank	10-3 to 10-7
Badges of Rank Officers	10-7 to 10-9
Badges of Rank for Other Rank	10-9 to 10-11
Badges of Rank for Cloth Embroidered	10-11 to 10-12
Badges of Rank for Cadet Officers	10-13

CHAPTER 11 - STAR PLATES, FLAGS, PENNANTS AND METAL PLATES

Star Plates	11-1
Flags/Pennants	11-1
Field Marshal Flag	11-2
Commander of the Army Flag	11-3
Chief of Staff Flag	11-3
Deputy Chief of Staff Flag	11-3
Commandant Army Volunteer Force Flag	11-4
Security Forces Commander Flag	11-4
Commander Army Training Command Flag	11-4
Logistic Commander Flag	11-5
Colonel of the Regiment/Colonel Commandant Flag	11-5
Divisional Commander Flag	11-5

	<u>Page No</u>
Brigade Commander Flag	11-6
Training School Commandant Flag	11-6
Commanding Officers' Metal Plate	11-6
Specifications of Flags, Pennants and Metal Plates	11-7 to 11-9

CHAPTER 12 - DECORATIONS AND AWARDS

General	12-1
Sequence	12-1
Orders	12-1
Decorations	12-1
Medals	12-1
Bars	12-2
Clasps	12-2
Occasions When Ribbons, Standard Medals and Miniatures are Worn	12-2
Length of Ribbon Worn with Medals	12-2
Order of Wearing	12-3 to 12-4
Unofficial Awards	12-5
Wearing of Orders, Decorations and Medals Awarded to Others	12-5
Ribbons	12-5 to 12-6
Wearing of Medals Ribbons and Miniatures	12-6 to 12-8

CHAPTER 13 - WINTER DRESSES

Winter Dress Senior Officers Khaki Pattern	13-1
Winter Dress Dark Green Officer Pattern	13-1
Winter Dress Dark Green Other Rank Pattern	13-1 to 13-2
Winter Dress Camouflage Pattern	13-2 to 13-3
Winter Jacket Dark Green Officer Pattern	13-3 to 13-4

RESTRICTED

ANNEXURES

	<u>Page No</u>
Annex A - Hair, Moustache and Beard	A-1
Annex B - Headdresses	B-1 to B-23
Annex C - Cap Badges	C-1 to C-5
Annex D - Gorget Patches and Collar Badges	D-1 to D-6
Annex E - Footwear	E-1 to E-3
Annex F - Aiguillettes and Lanyards	F-1 to F-5
Annex G - Ear Rings	G-1
Annex H - Waist Belts	H-1 to H-7
Annex I - Cross Belts	I-1 to I-5
Annex J - Sashes Silk Scarlet for Colour Regiment	J-1
Annex K - Cravat	K-1 to K-3
Annex L - Hackles	L-1 to L-2

PART II

Index of Part II	i
Illustrations and Details of all Army Dresses as per Regimental Pattern.	1-646

RESTRICTED

DRESS REGULATIONS FOR OFFICERS AND OTHER RANKS
OF REGULAR AND VOLUNTEER FORCES
OF THE SRI LANKA ARMY

CHAPTER ONE

GENERAL INSTRUCTIONS

1. These regulations may be cited as the Dress Regulations of the Sri Lanka Army.
2. The regulations as to dress, clothing and equipment published on 16 November 1992 and amendments to it will be rescinded on publication of these Regulations in the Gazette.
3. Dress, clothing, equipment, emblems and embellishments in the Sri Lanka Army shall be as described and illustrated in the schedules appertaining hereto.
4. These regulations apply to all members of the Regular and the Volunteer Forces of the Sri Lanka Army.
5. No Officer, Officer Cadet, Warrant Officer, Non Commissioned Officer or Soldier shall deviate from the described and illustrated patterns of dresses, clothing, equipment, emblems or embellishments in the Sri Lanka Army. Colonel Commandants/Colonels of the Regiments and Formation Commanders should ensure strict adherence and no deviations shall be made from those patterns of uniform which have been authorised by the Army. Any violation of the Dress Regulations is a punishable offence. Request to alter the Regimental patterns should be submitted through the Colonel Commandants/Colonels of the Regiments to the Army Headquarters. Changes to approved patterns can be approved only by the Commander of the Army on the recommendations forwarded by the Army Advisory Board.
6. Sealed patterns of uniform and all military accoutrements shall be maintained for guidance by the Director Personnel Administration.
7. No unauthorised medals, insignias, badges, ornaments or trinkets can be worn.
8. The appropriate uniform shall be worn by all ranks whilst on duty as described in the schedules appertaining hereto.
9. No Officer or Other Rank will wear mufti on operational duty unless otherwise ordered by the Commander of the Army.
10. The Commander of the Army, may if he deems it desirable, prescribe the wearing of mufti by Officers, Warrant Officers, Non Commissioned Officers and Soldiers in the discharge of certain functions under certain circumstances where the wearing of mufti is thought desirable.

RESTRICTED

11. Officers may wear civilian clothes whilst NOT ON DUTY. Such clothing shall be in keeping with the standards of appearance and good taste inherent in the wearer's position as a representative of the Army.

12. Warrant Officers, Senior Non Commissioned Officers, Non Commissioned Officers and Soldiers may wear civilian clothes whilst not on duty when authorised by their Commanding Officer/Head of the establishment.

13. The uniform will not be worn by Officers and Other Ranks when engaged in off duty civilian employment when specifically prohibited by Army Regulations, or when wearing the uniforms would bring discredit upon the Army.

14. The uniform may only be worn by Officers in the Reserve on special occasions such as ceremonies connected with Remembrance Day, Regimental Functions, etc with the approval of the Commander of the Army. Other Ranks who have retired from the service and in reserve are not authorised to wear uniforms.

15. **Dress for Military Wedding Ceremonies.**

a. **Officers.** Groom, Best Man/Best Men and all male/female Officers attending Officers' and Other Ranks' weddings should wear Dress No1 (Blues/Greens).

b. **Other Ranks.** Groom/Best Man should wear Dress No 4A with the permission of Commanding Officer. Other Ranks attending the wedding should wear Dress No 4A. Officers attending the Other Ranks' weddings should wear Dress No1 (Blues/Greens).

c. **Page Boys.** Military-type dress that suits the Regimental patterns without deviating from the proper dress code can be worn.

16. **Dress for Funerals.**

a. **State and Service Funerals.** Officers and Other Ranks attending state and service funerals should wear Dress No 4. All Officers and Warrant Officers should wear the Mourning Band on the left hand.

b. **Non - Service Funerals.** Officers will wear Dress No 5 for non-service funerals only when ordered by the Army Headquarters. When attending in civil attire, male Officers should wear Black Trousers, White Long Sleeved Shirt and Black Tie. Female Officers should wear White Saree. Other Ranks will wear Dress No 6 when ordered by the Army Headquarters. When attending in civil attire, male Other Ranks should wear Black Trousers and White Long Sleeved Shirt. Female Other Ranks should wear White Skirt and White Blouse.

RESTRICTED

c. **Dress for Corpses.**

- (1) **Serving/Retired Officers.** Dress No 1(Blues/Greens) without Medals, Belt, Shoes and Cap as per the Army Funeral Order.
- (2) **Serving/Retired Other Ranks.** Dress No 4 without Medals, Belt, Cap, Beret, Shoes and Hackle as per Army Funeral Order.

TYPES OF DRESSES

17. Types of dresses for Officers, Officer Cadets and Other Ranks are as follows:

a. **Officers.**

- (1) No 1 - Ceremonial Blues/Greens.
- (2) No 2 - Mess Dress.
- (3) No 2A - Mess Dress (Alternative).
- (4) No 3 - Service Dress.
- (5) No 3A - Winter dress for Colonel and above Officers and Aid de Camps.
- (6) No 4 - Review Order.
- (7) No 4A - Winter Dress for Lieutenant Colonel and below Officers.
- (8) No 5 - Non Ceremonial Tunic with Ribbons and Peak.
- (9) No 5A - Non Ceremonial Tunic with Ribbons and Beret.
- (10) No 5B - Non Ceremonial Tunic with Ribbons (Alternative) (Female Medical Officers).
- (11) No 6 - General Purpose Working Dress.
- (12) No 6A - General Purpose Working Dress (Alternative).
- (13) No 6B - General Purpose Working Dress (Lady Officers).
- (14) No 7 - Camouflage Uniform.
- (15) No 8 - Olive Green/Black Combat Dress.
- (16) No 9 - Maternity Dress.
- (17) No 10 - General Purpose Working Dress (Female Medical Officers).
- (18) No 11 - Physical Training Dress.

RESTRICTED

b. **Officer Cadets.**

- (1) Dress No 1 - Ceremonial Blues/Greens.
- (2) Dress No 2 - Mess Dress.
- (3) Dress No 4 - Review Order.
- (4) Dress No 6 - Drill Order.
- (5) Dress No 7 - Combat Order.
- (6) Dress No 8 - Weapon Training Order.
- (7) Dress No 8A - Overalls Order.
- (8) Dress No 11 - Physical Training Order.
- (9) Dress No 11A - Battle Physical Training Order.
- (10) Dress No 12 - Sports Order.
- (11) Dress No 12A - Recreational Order.

c. **Other Ranks.**

- (1) No 1 - Ceremonial Blues/Greens (WO I only).
- (2) No 1A - Ceremonial Scarlet (SLCMP only).
- (3) No 2 - Mess Dress (WOs/SNCOs).
- (4) No 4 - Review Order.
- (5) No 4A - Wedding Dress/Winter Dress.
- (6) No 6 - General Purpose Working Dress.
- (7) No 6A - General Purpose Working Dress (Alternative).
- (8) No 6B - General Purpose Working Dress (Female Other Ranks).
- (9) No 7 - Camouflage Uniform.
- (10) No 8 - Olive Green/Black Combat Dress.
- (11) No 8A - Working Dress (Tradesmen).
- (12) No 9 - Maternity Dress.
- (13) No 10 - General Purpose Working Dress (Female Nurses only).
- (14) No 11 - Physical Training Dress.

RESTRICTED

18. The Commanding Officers/Commandants of Training Schools/respective Heads of Establishments may specify the dress to be worn for the under mentioned purposes.

- a. Weapon Training.
- b. Walking Out.
- c. Any other Special Purposes.

19. **Miscellaneous Dresses for Officers, Officer Cadets and Other Ranks.**

- a. Mufti - Army Blazer and Army/Regimental Tie/ Kandyan Saree with Army Blazer.
- b. Civil - National/Lounge/Shirt and Tie/Smart Casual/Casual/Kandyan Saree/Saree.
- c. No11A - Physical Training Shoot to Kill Dress.
- d. No 12 - Band Dress.
- e. No 13 - Blazer and Tie/Kandyan Saree with Blazer.
- f. No 14 - Formal Dress (Smart Casual/Casual/Saree/Kandyan Saree).
- g. No 15 - Dress for the Patients and Disabled Personnel.
- h. No 16 - Working Party Dress.
- i. No 17 - Physical Training Instructor Dress.

RESTRICTED

CHAPTER TWO

ARMY DRESS REGULATIONS - OFFICERS

GENERAL

1. This order lays down the Dress to be worn by all Officers of the Regular and Volunteer Forces of the Sri Lanka Army. The adoption of unauthorised patterns of dress, clothing and equipment, emblems or embellishments is strictly prohibited. Colonel Commandants/Colonel of the Regiments, Centre Commandants and Commanding Officers are to ensure that no deviations are made from those patterns of uniform, which have been authorised by the Commander of the Army.

PATTERNS OF MILITARY ACCOUTREMENTS

2. Detailed description of military accoutrements of all Regimental patterns of uniforms, badges of ranks, buttons, belts, footwear, etc are laid down in these orders. Sealed Patterns of every military accoutrement are kept at the Directorate of Personnel Administration and Directorate of Ordnance Services for references. The Regimental Centres too should maintain the sealed patterns, pertaining to the Regiment. These regulations contain illustrations of different patterns of uniforms.

3. Colonel Commandants/Colonel of the Regiments, Centre Commandants or Commanding Officers shall not introduce or sanction any unauthorised deviation from the approved pattern of dress, clothing, equipment or badge for experimental or any other purpose.

FREE ISSUES

4. Certain items of equipment are authorised as free issues to Officers. Officers are also entitled to periodic replacement of some of these items. Details of these are available in relevant Army Orders and subject to review from time to time.

OUTFIT ALLOWANCE

5. On commissioning, an Officer is paid an 'Outfit Allowance' with which to obtain certain items of dress, which are not issued. This allowance is not intended to cover the cost of optional items of dress.

6. Optional items are those which are authorised accoutrements but for which no provision is made within the 'Outfit Allowance'. Any additional cost on purchasing of optional items must be at the Officer's own expense.

RESTRICTED

7. Any Officer on posting or selected for an overseas training course in cold weather countries or during winter seasons will receive an additional 'Warm Clothing Allowance', based on stipulated Government Regulations. Details of existing 'Outfit Allowance' and 'Warm Clothing Allowance' are published in relevant Army Orders and subject to review from time to time.

HAIR, MOUSTACHE AND BEARD

8. The laid down procedures for Hair, Moustaches and Beard are as follows:

a. **Hair.**

(1) **Male.** Officers at all times should have a decent short haircut in a manner that the hair does not touch the ears or the collar of any uniform worn. The back of the neck should be shaved and the sideburns should not be grown below the line of the first cut of the ear. When wearing headwear, hair should not be visible on the forehead. Officers are authorised to remain bold headed only with the recommendation of a Medical Officer and with the approval of Director Personnel Administration (See Annex A).

(2) **Female.** Officers who possess long hair will tie up such hair enabling to wear the headgear. Those who opt to have short hair, will have their hair done in a manner that the hair does not touch the collar of any uniform worn (See Annex A).

b. **Moustache.** Those who opt to have moustache may grow upward and circle the endpoints. Moustaches will not be permitted to droop below the line of the upper lip. Any hair below the line of the upper lip should be trimmed (See Annex A).

c. **Beard.** Officers are not permitted to grow their beard except Officers who are in the operational strength of Commando Regiment, Special Force Regiment and Military Intelligence Corps. They are permitted to grow beard with the approval of respective Colonel of the Regiment (See Annex A).

MAINTENANCE OF UNIFORM

9. An Officer is paid a monthly 'Uniform Up Keeping Allowance' in addition to the facility of being provided with the services of a Batman, if unmarried or paid a 'Batman Allowance' in the case of married Officers. An Officer is expected therefore to maintain always a high standard of turnout.

TRANSFERS (CHANGE OF REGIMENTS)

10. Officers transferred to another Regiment or Corps should adopt the Dress Regulation of the new Regiment or Corps.

RESTRICTED

WEARING OF UNIFORM

11. Officers should wear stipulated uniforms when on duty, attending field training, camps and schools of instruction, when travelling in service transport, when travelling with troops and when doing 'Courier' or 'Escort' duties unless ordered by the Commanding Officer/Head of the Establishment. When wearing uniform, Officers should always wear a waist belt and appropriate headwear except when dining in the mess, or is excused from wearing these items on medical reasons.
12. Officers undergoing overseas training courses should wear uniforms authorised as per regulations as required by respective training institutions.
13. Every male Officer when being a member of a parade should wear Dress No 4 uniform trousers in a manner that the bottom of the trousers should be in tucked inside the Boot High-leg unless having medical category of 'Ex-Boots'. None can wear Brogue Uppers or George Boots with Dress No 4 when being a member of a parade.
14. All ranks will wear headdress when appearing outdoors in public in uniform.

OFFICERS WILL NOT WEAR UNIFORM

15. Except for attending official/social functions, nominated by the Army Headquarters, Officers are not permitted to wear the uniform for private purposes or functions without the approval from the Commander of the Army.
16. Officers will not under any circumstances avail themselves for private purposes of the license and advantages, which accrue from the wearing of the uniform. This also applies to Officers visiting public places or police stations for their personal needs.
17. Wearing of uniform should be discouraged when walking out/going out on shopping.
18. When the Officers are in foreign countries except for training, they must not wear uniforms unless ordered to do so or permission be obtained in advance.
19. Stipulated uniforms must not be worn at fancy dress balls, etc. However, there is no objection being wearing obsolete military uniform on such occasions.

OFFICERS MAY BE DRESSED IN MUFTI

20. When traveling from or to a railway station/airport/bus stand, or when proceeding or arriving on duty.
21. When proceeding to or returning from organised games and other recreational activities, whether as participants or spectators.
22. When traveling on duty in any public or private conveyance.

RESTRICTED

VISOR OF THE PEAK

23. Visor of the Peak to be braided as mentioned below (See Chapter 7 and Annex B):

Ser	Type	Dress	Remarks
1.	Peak Braided two rows of Oak Leaves Embroidered in Gold	No 1, 2, 2A, 3 & 4	Major General and above.
2.	Peak Braided one row of Oak Leaves Embroidered in Gold	No 1, 2, 2A, 3 & 4	Brigadiers and Colonels.
3.	Peak Braided Plain Gold/Silver Embroidery	No 1, 2, 2A & 4	Lieutenant Colonels and Majors.
4.	Peak Braided Plain without Embroidery	No 1, 2, 2A & 4	Captain and below Officers.

HEADDRESS

24. Officers must wear headdress when moving from A to B. Officers of all Regiments will wear headdresses as illustrated below (See Chapter 7 and Annex B):

Ser	Type	Dress	Remarks
1.	Cap Peak Ceremonial	No 1, 2, 2A, 3 & 4	All Officers.
2.	Cap Peak Green with Red/Maroon Band	No 3A, 5, 6 & 6A	Colonel and above Male Officers.
3.	Cap Peak Green	No 4A, 5, 6 & 6A	Lieutenant Colonel and below Male Officers except CR and SF Regiment Officers.
4.	Cap Forage Green with Red/Maroon Band	No 3A, 5, 6, 6A, 6B, 9 & 10	Colonel and above Female Officers.
5.	Cap Forage Green	No 5, 6, 6A, 6B, 9 & 10	Lieutenant Colonel and below Female Officers.
6.	Cap Peak Green SLCMP Pattern	No 5, 6, 6B, 7, 8 & 9	SLCMP Female Officers.
7.	Berets	No 5A, 6 & 6A	1. All Officers. 2. Officers from CR and SF Regiments will wear Beret for Dress No 5.
8.	Combat and Olive Green /Black Caps Cloth	No 7 & 8	All Officers (SLAC and SF will wear Black Cap for Dress No 8).

RESTRICTED

CAP BADGES

25. All Officers will wear cap badges as indicated below. Cap badges to be worn with Regimental colour backing as Regimental pattern (See Chapter 7 and Annex C):

Ser	Type	Dress	Remarks
1.	Badges Cap Embroidered General Officers Pattern	All Dresses	Major General and above Officers.
2.	Badges Cap Embroidered Brigadier/Colonel Pattern	All Dresses	Brigadiers and Colonels.
3.	Badges Cap Regimental Pattern Pin/Clip Type	All Dresses except Dress No 7 & 8	Lieutenant Colonel and below Officers.
4.	Gold/Silver Star	No 7 & 8	Brigadier and above Officers for Camouflage/Olive Green Cloth Cap.
5.	Airmobile Plastic Tag	No 7 & 8	Officers of Airmobile for Camouflage/Olive Green Cloth Cap.

GORGET PATCHES AND COLLAR BADGES

26. All Officers will wear Gorget Patches/Collar Badges as indicated below. Collar Badges to be worn with Regimental colour backing as Regimental pattern (See Chapter 7 and Annex D):

Ser	Type	Dress	Remarks
1.	Gorget Patches Small with stars, Medium and Large General Officer Pattern	No 1, 2A, 3, 3A, 4, 5, 5A, 6, 6A, 6B, 7, 8, 9 & 10	Major General and above.
2.	Gorget Patches Small with or without star, Medium and Large Brigadier/Colonel Pattern	No 1, 2A, 3, 3A, 4, 5, 5A, 6, 6A, 6B, 7, 8, 9 & 10	Brigadiers and Colonels.
3.	Badges Collar Regimental Pattern	All Dresses except Dress No 7 & 8	Lieutenant Colonel and below Officers.

INSIGNIA

27. All Officers should wear Regimental Pattern Gold/Silver/Black colour metal insignia with Dress No 1, 2, 2A, 3, 3A, 4, 4A, 5, 5A, 6, 6A, 6B, 9 and 10. Major General and above Officers will wear ranks embroidered to epaulettes with Gold colour ribbon border for Dress No 2 and 2A. All Officers will wear embroidered badges (for special occasions) and rank cloth embroidered on cloth epaulettes with Dress No 7 and No 8 (See Chapter 10).

RESTRICTED

FOOTWEAR

28. Officers of all Regiments will wear footwear as illustrated below. Shoes should be polished and cleaned when worn. Ornamental pattern, highly coloured or with fancy fastenings and socks of fancy design or of unauthorised colours are not to be worn with uniform (See Chapter 7 and Annex E).

Ser	Type	Dresses	Remarks
(a)	(b)	(c)	(d)
1.	George Boots/ Brogue Upper	No 1, 2, 2A, 4, 4A, 5, 5A, 6 & 6A	1. All Major and above Male Officers. 2. Adjutants and Staff Officers for 1, 2, 2A, 6 & 6A. 3. Other Captain and below Male Officers for Dress No 1, 2 & 2A. 4. Dark Blue/Black Socks for Dress No 1, 2 & 2A. 5. Olive Green Socks for Dress No 4, 4A, 5, 5A, 6 & 6A. 6. Spur as Regimental Pattern.
2.	Shoes Patent Leather Black	No 1, 2, 2A, 4, 4A, 5, 5A, 6 & 6A	1. All Lieutenant Colonel and above Male Officers. 2. SLSR Male Officers for Dress No 3 & 3A with Khaki Socks. 3. Dark Blue/Black Socks for Dress No 1, 2 & 2A. 4. Olive Green Socks for Dress No 4, 4A, 5, 5A, 6 & 6A.
3.	Shoes Leather Brown Senior Officer Pattern	No 3 & 3A	1. Colonel and above Officers except Officers of SLSR. 2. Aide-de-Camp to General Officers. 3. Khaki Socks.
4.	Boot High Leg Regimental Pattern	No 4, 4A 5, 6, 6A, 7 & 8	1. All Male Officers when being a member of a Parade for Dress No 4. 2. Captain and below Male Officers for Dress No 4, 4A, 5, 6 & 6A. 3. All Officers for Dress No 7 & 8. 4. Olive Green Socks.
5.	Stud Boot High Leg Regimental Pattern	No 1 & 4	All Male Officers for Parades.
6.	Boot High Leg Suede Leather Green/Brown/Black/Grey - Airmobile, CDO, SF and SOSG Pattern	No 7 & 8	1. All Officers of Airmobile (Green), Commando Regiment (Brown), Special Force Regiment (Black) and Female Special Operation Support Group (Grey). 2. Olive Green Socks.

RESTRICTED

(a)	(b)	(c)	(d)
7.	Shoes Black leather Ladies Pattern	No 1, 4, 5, 5A, 6, 6A & 6B	1. All Lady Officers. 2. Olive Green Socks. 3. Stockings as appropriate.
8.	Shoes Court Black	No 1, 2 & 2A	1. All Lady Officers. 2. Skin Colour Stocking as appropriate.
9.	Sandals with Heal	No 10 & Casual Saree	All Lady Officers as appropriate.
10.	Black leather Flat Heal Sandals	No 9	All Lady Officers.
11.	Jogging/Sport Shoe Officer Pattern	PT and Recreation Dresses	All Officers.
12.	Boot Wellington Moulded Black Rubber		All Officers for rainy season as ordered.

SPECTACLES

29. Tinted spectacles should not be worn with uniform unless authorised by a Medical Officer on medical reasons.

DARK GLASSES

30. Dark Glasses can only be worn by Officers when in uniforms, when detailed for escort duties of His Excellency the President and VVIPs.

NAME TAGS

31. Officers will wear Name Tags as per the given specifications in Chapter 7. Name Tags will not be worn with Dress No 1, 2, 3, 4 and 9.

IDENTITY TAGS

32. All Officers will wear the Identity Tag around the neck. The tag will be of metal including the Regiment/Officer Number and 'Blood Group' engraved on it.

LANYARDS

33. Except the Female Officers of SLAWC, all other Officers will wear Regimental Pattern Lanyards with Silver colour Whistle hooked in to the Lanyard on authorised side of the shoulder with Dress No 4, 4A, 5, 5A, 5B, 6, 6A and 6B, as illustrated at Chapter 7 and Annex F. Lieutenant Colonel and below Officers of SLAC will not wear lanyard for Dress No 4. The Lanyards may be worn around the left/right shoulder with the end curving up to appoint on the breast pocket near the button. Detail patterns for Regimental Lanyards are given in Chapter 7 of this Regulation.

BADGES AND SHOULDER TAGS

34. Officers may only wear following authorised badges and tags as ordered in the ‘Sri Lanka Army Badge Regulations’. For details, see Chapter 9:

- a. National Flag (During overseas service, visits and training courses).
- b. Regimental Identification Badge.
- c. Formation Badge (Only during the serving period of respective formation).
- d. Training School Badges (Appointed Commandants of Army Training Schools may wear even after relinquishment of the appointment except Regimental Training Schools).
- e. Qualification Badges/Trade Badges.
- f. Pre Service Identification/Service Appreciation Badges.
- g. Shoulder Tags as ordered.

JEWELLERY AND TRINKETS

35. Officers are not authorised to wear any Jewellery/Trinkets such as charms, talismans, bracelets and chains visibly other than the wedding/engagement ring with their uniform. Female Officers may wear earrings in a manner (tumble - down earrings are not to be worn) as shown at Annex G.

WRIST WATCHES

36. Wrist watches will not be worn on parade and highly coloured or fancy type wrist watches are not to be worn with uniform.

RESTRICTED

MOURNING BANDS

37. When attending ‘State’ or ‘Service Funerals’, Officers will wear black colour crepe or cloth Mourning Band in the size of 9.5 cm wide, around the left folded shirt sleeve of Dress No 4. It should not be worn at ceremonies such as ‘Remembrance Day’ parades or at ‘unveiling of memorials’. An Officer in non-military mourning may, when in uniform, wear a mourning band as described above.

OVERALLS

38. Colonel Commandant/Colonel of the Regiment/Centre Commandant, Commanding Officer may authorise denims or denim overalls, of approved pattern to be worn in lieu of normal dress in workshops, on operations, recovery, weapon training and Battle Physical Training.

TUNIC/JACKET/SHIRT

39. The illustration of Tunic/Jacket/Shirt will be as follows (See Chapter 7 for details):

Ser	Type	Dress	Remarks
(a)	(b)	(c)	(d)
1.	Blues/Greens Tunic/Jackets	No 1	All Officers.
2.	Mess Jacket Regimental Pattern	No 2	All Officers will wear Roll Collar Jacket except SLAC and SLASC (They may wear Close Collar Jackets).
3.	Khaki Drab Baratheia/Serge Jacket	No 3 and 3A	Colonel and above Officers and Aide-de-Camp.
4.	Olive Green/Dark Green Polyester Jacket, Step Collar, Long Sleeve	No 4, 5 and 5A	All Male Officers.
5.	Olive Green/Dark Green Polyester Jacket, Step Collar, Long Sleeved Plain Cuff	No 4A	All Lieutenant Colonel and below Officers.
6.	Olive Green/ Dark Green Polyester Jacket, Step Collar, Short Sleeve	No 4, 5 and 5B	All Female Officers.
7.	Olive Green/ Dark Green Polyester Shirt, Stand up Collar, Short Sleeve	No 6 and 6B	All Officers.
8.	Light Green Polyester Shirt, Stand up Collar, Long Sleeve	No 4A	All Lieutenant Colonel and below Officers.
9.	Light Green Polyester Shirt, Stand up/Step Collar, Short Sleeve	No 6A and 9	All Officers (Stand up Collar for Male and Step Collar for Female).
10.	Olive Green/ Dark Green Frock	No 6	All Female Officers.
11.	Camouflage Cotton Jacket Long Sleeve, Four Expandable Breast/ Hip Pockets	No 7	All Officers.

RESTRICTED

(a)	(b)	(c)	(d)
12.	Olive Green/ Black Cotton Jacket Long Sleeve, 4 Expandable Breast/ Hip Pockets	No 8	All Officers (SLAC, CR and SF will wear Black Colour).
13.	Shirt SD, Khaki	No 3 & 3A	Colonel and above & Aide-De-Camps.
14.	Shirt White with Marcella Front	No 2	All Officers Except SLAC.
15.	Shirt White Short Sleeved Open Collar Open Breast Pocket	No 2A	All Officers.

SLEEVES OF THE SHIRTS

40. Shirt Sleeves of Dress No 4 and 5 will be folded by male officers in such a manner that the width of the fold is not less than 6 cm and not more than 8 cm (approximately 2 ½ inch).

41. The sleeves of the shirts should be folded to an extent that when the arm is bent at right angles the lower edge of the fold just touches the bent lower arm.

42. Shirt Sleeves of Dress No 7 and 8 will be folded in a manner that printed area of camouflage and buttons of the sleeves should be visible when folded. Width of the fold is not less than 6 cm and not more than 8 cm (approximately 2½ inch). These uniforms may be worn with long sleeves when ordered for special occasions.

43. In the case of Female Officers' shirt, sleeve should not be fit or tight on the arm. The hem of the sleeves of Female Officers should be plain without any cloth border.

TROUSERS/SKIRTS

44. All Officers will wear their trousers in a manner that when stand upright the front pleat from waist band to bottom must not be folded in any way. The diameter of the bottom of the trouser must be within 14-18 inches as appropriate. Trousers should not be tight or fit on the thigh, calf and ankle. Every male Captain and below Officers except Adjutants and Staff Officers should wear Dress No 4, 5, 6 and 6A uniform trousers in a manner that the bottom of the trousers should be tucked inside the Boot High leg. The illustration of Trousers and Skirts will be as follows (See Chapter 7):

Ser (a)	Type (b)	Dress (c)	Remarks (d)
1.	Blues/Greens Trouser Regimental Pattern	No 1, 2 & 2A	All male Officers (Trousers will have Regimental Pattern coloured Welt/Welts on either sides).
2.	Blue/Green skirt long up to knee level	No 1, 2, 2A	All Female Officers.

RESTRICTED

(a)	(b)	(c)	(d)
3.	Khaki Drab Baratheia/Serge Trouser/Skirt	No 3 & 3A	Colonel and above Officers and Aide-De-Camp to General Officers.
4.	Olive Green/ Dark Green Polyester Trouser	No 4, 4A, 5, 5A, 6, 6A & 6B	1. All Male Officers except 6B. 2. Female Officers for 6B.
5.	Olive Green/ Dark Green Skirt long up to knee level	No 4, 4A, 5 & 6A	All Female Officers.
6.	Camouflage Cotton Trousers with Four Expandable Pockets	No 7	All Officers.
7.	Olive Green/ Black Cotton Trouser with four expandable Pockets	No 8	All Officers (SLAC, CR and SF will wear Black Colour).
8.	Olive Green Pinafore	No 9	All Female Officers.

AIGUILLETES

45. Aiguillettes will be worn by all Lieutenant Colonels and above Officers, members of the personal staff of either His Excellency the President or an Officer of General Rank. Officers appointed as Aide-de-Camp to visiting Heads of State or General Officers may also wear aiguillettes while they are serving in that capacity. The manner of wearing aiguillettes with different forms of dress are illustrated at Chapter 7 and Annex F. Aids-de-Camp to His Excellency the President and to General Officers should wear aiguillettes only while they are being with His Excellency the President or the respective General Officer.

Ser	Type	Dress	Remarks
(a)	(b)	(c)	(d)
1.	No 1A - Gold Cord	No 1, 2, 3 & 4	Worn only by the Commander of the Army and Officers in the rank of General and above on Right shoulder.
2.	No 1B - Gold and Red Orris Basket Cord	No 1	Worn only by Aide-de-Camp to His Excellency the President on Right shoulder.
3.	No 2A - Gold Cord	No 1, 2, 3 & 4	Worn by Major General and Brigadiers on Left shoulder.
4.	No 2B Gold and Red Orris Basket Cord	No 1, 2, 3 & 4	Worn by Military Assistant and Aide-de-Camp to General Officers on Left shoulder.
5.	No 3 - Gold and Red Orris Basket Cord	No 1, 2, 3 & 4	Worn by Colonels and Lieutenant Colonels on Left Shoulder.

RESTRICTED

(a)	(b)	(c)	(d)
6.	No 2C - Gold Cord Half Aiguillettes	No 2A	1. Worn by Commander of the Army and Officers in the Rank of General and above on Right shoulder. 2. Major Generals and Brigadiers on Left Shoulder.
7.	No 2C - Gold and Red Orris Basket Cord Half Aiguillettes	No 2A	Worn by Military Assistant and Aide- de- Camp to General Officers on Left side shoulder.

MEDALS

46. Standard Medals will be worn with Dress Nos 1, 3 and 4. Standard Medals should not be worn with Dress No1 after sunset. Miniatures will be worn with Dress No 2. Medals are not worn during Regimental duties and mess functions unless ordered. However, with Dress No 2, Miniatures are always worn. The correct positioning of Medals is illustrated later in subsequent diagrams in these Regulations. The order of precedence of Orders, Decorations and Medals will be as published in Army Orders. For details, see Chapter 12 of these Regulations.

RIBBONS

47. Ribbons will always be worn with Dress No 2A, 3A, 4A, 5, 5A, 6, 6A, 6B, 9,10 and with Dress No1 after sunset. Ribbons will be of authorised material and will not be covered over. Ribbons will be worn so that the bottom edge is in line with the top seam of the left side shirt pocket and centre with the shirt button. The size and order of wear is specified in Chapter 12 of these regulations.

SWORDS

48. The regulation related to Swords are as follows (See Chapter 7):

a. Swords will be worn or carried only when ordered. Officers of Field Rank and above will wear the loose sword knot of 'Regimental Pattern' and wear tight by Captain and below officers.

b. **Carrying of Swords.**

(1) The Swords in leather scabbards shall be carried when on parade, with soldiers carrying side arms.

(2) 'Slung Swords' in Metal Scabbards shall be carried by Officers only at approved occasions. The Sling consists of a set of one Short and one Long Sling. The Short Sling is fastened by the square end, to the brass die on the Waist Belt at the left hip; the pointed end is fastened to the upper ring of the Sword Scabbard. The Rear Long Sling is fastened by the square end to the

RESTRICTED

brass die in the centre of the back of the Waist Belt and the pointed end is fastened to the Lower Ring of the Sword Scabbard. The Long Sling should emerge from below the centre of the back of the Jacket. The Shoe of the Scabbard should just reach the ground. General Officers carry the Sword by the top of the Scabbard in the Left hand, with the Shoe of Scabbard just above the ground to the front. The Sword may be carried in the Left hand or hooked up as for specific occasions.

49. The Sword will be carried suspended from the Sam Browne Belt and frog except when a Cross Belt or Sash is worn. Then the Sword will be suspended from the Sword Belt and Sling. The Sword Belt and Sling is worn with Dress No1 and No 4.

SCABBARD

50. On all Parades the Scabbard will be hooked to the Sword Belt. At other times, the Sword in the Scabbard will be carried in the Left hand, with the basket to the rear and the point of the Scabbard forward. Lieutenant Colonel and above Officers are authorised to wear Silver Sword with Metal Scabbard and Sword Belt and Sling. However, Major and below Officers also will wear Sword with Metal Scabbard when wearing Cross Belt or Sash with Dress No 1 at parades as ordered and in other occasions should wear Leather Scabbard with Sword Frog.

WHIP, CANE AND BATONS

51. All Officers of Mounted Regiments (SLAC, SLA, SLE, SLSC, MIR, SLASC and SLCMP) will use Brown/Black colour 27 inch length Whip instead of Sword for Dress No 1, 3, 3A, 4, 4A, 5, 5A, 6, 6A and 6B. All other Regiments will use Brown/ Black colour 21 inch length Baton/Cane instead of Sward for Dress No 1, 3, 3A, 4, 4A, 5, 5A, 6 and 6A as specified according to the ranks. Female Officers other than SLCMP will not carry Whip/Cane/Batons (See Chapter 7).

SASHES

52. The Sash shall be approximately 2¾ inch width, without pleats, fastened with a buckle fitted with horizontal overlapping loops. The Sash is to be worn around the waist, without covering any button of the Tunic/Jacket, the Tassels hanging from the Left side and immediately in front of the front sling of the Sword Belt, when the sword is worn. The Tassels should reach approximately 4 inches below the skirt of the Jacket.

53. Officers in the Rank of Major General and above will wear Gold colour silk sash with two Maroon colour line width of ¼ inch whilst Brigadiers and Colonels will wear a full Maroon Coloured Silk Sash. Sashes will be worn by Officers in the rank of Colonel and above and Aide-de-Camp with dress No 1, 3 and 4. Officers in the rank of Lieutenant Colonel and below of SLAC, SLA, SLE, CR, SF and CES will wear Regimental Pattern Sashes with Dress No 1 (See Chapter 7 and Annex H).

RESTRICTED

WAIST BELTS

54. The Waist Belts to be worn with respective dresses will be as below (See Chapter 7 and Annex H):

Ser	Type	Dress	Remarks
1.	Sam Browne Belt Regimental Pattern	No 4	Lieutenant Colonel and below Officers.
2.	Nylon Olive Green/ Black/White with Plastic Buckle	No 6	All Male Officers.
3.	Nylon Olive Green/ Black with Nickel Plated/Black Buckle	No 5, 5A, 6A & 6B	All Officers.
4.	Stable Belt Regimental Pattern	No 6 & 6B	All Officers.
5.	Belt Leather Brown/ Belt Nylon White	No 6	Female Officers.

SHOULDER CORD AND EPAULETTES

55. Every Officer should wear respective insignia on the Shoulder Cord or Epaulettes as illustrated below (See Chapter 7 for further details).

Ser	Type	Dress	Remarks
(a)	(b)	(c)	(d)
1.	Shoulder Cords General Officers Pattern	No 1	Major Generals and above Officers.
2.	Shoulder Cords Brigadiers and Colonels Pattern	No 1	Brigadiers and Colonels.
3.	Epaulettes Khaki	No 3 & 3A	Colonel and above Officers and Aide-de-Camp.
4.	Chain Mail	No 1	SLAC Officers.
5.	Epaulettes Field Marshal with Embroidered Rank	No 2 & 2A	Field Marshal.
6.	Epaulettes General with Embroidered Rank	No 2 & 2A	Generals.
7.	Epaulettes Lieutenant General with Embroidered Rank	No 2 & 2A	Lieutenant Generals.
8.	Epaulettes Major General with Embroidered Rank	No 2 & 2A	Major Generals.
9.	Black Epaulettes with Gold Colour Border	No 2 & 2A	Brigadiers and Colonels.

RESTRICTED

(a)	(b)	(c)	(d)
10.	Shoulder Cords Gold/Black Lieutenant Colonels and below Pattern	No 1	Lieutenant Colonels and below Officers except SLAC Officers.
11.	Black Colour cloth Epaulettes without ribbon Border	No 2	Lieutenant Colonels and below Officers.
12.	White Epaulettes	1. No 2A. 2. No 1, 2, 4, 4A, 5, 5A, 6, 6A, 7, 8, 9 & 10.	1. Lieutenant Colonels and below Officers. 2. Probationary Officers.
13.	Olive Green/ Dark Green Cloth Epaulettes	No 4, 4A, 5, 5A, 6, 6A, 6B, 8, 9 & 10	All Officers.
14.	Camouflage Cloth Epaulettes	No 7	All Officers.

CROSS BELTS

56. Officers in the rank of Lieutenant Colonel and below, other than of SLAC, SLA, SLE, CR, SF, CES and all Female Officers, will wear a Cross Belt Ceremonial with Dress No 1 (See Chapter 7 and Annex I).

BUTTONS

57. Buttons to be worn will be as follows (See Chapter 7 for further details):

Ser	Type	Dress	Remarks
1.	Buttons General Service Senior Officers Gold/Silver/Black	No 1, 2, 2A, 3, 3A, 4, 5 and 5A	Colonel and above Officers.
2.	Buttons General Service Lieutenant Colonels and below Officers Gold/Silver/Black	No 1, 2, 2A, 3, 4, 4A, 5 and 5A	Lieutenant Colonels and below Officers Aide-de- Camp.
3.	Buttons Plastic Black 1 cm, 4 Holes	No 6, 6A and 6B	All Officers Shirt/Frock.
4.	Buttons Plastic Black 1.4 cm, 4 Holes	No 6, 6A and 6B	All Officers Trousers.
5.	Buttons Plastic Olive Green 1.8 cm, 4 Holes	No 7 and 8	All Officers.
6.	Stud Buttons Plastic Black 0.4 cm, Zero Holes	No 2	All Officers (for White Shirt with Marcella Front).
7.	Buttons Plastic White 1 cm, 4 Holes Non Transparent	No 2A	All Officers.

SPECIAL POINTS ON DRESS

58. Mixed dress will not be worn under any circumstances. For example, trouser of Military Pattern will not be worn with civil shirts and vice versa. The same applies to wearing of Military Pattern shoes with civilian dress or fancy shoes with uniform.

59. Under no circumstances should Military Pattern trousers and shirts of two different shades be worn.

(INTENTIONALLY BLANK)

RESTRICTED

CHAPTER THREE

DRESS ORDERS FOR OFFICERS

TYPES OF DRESSES

1. The following types of dresses will be worn by Officers:
 - a. No 1 - Ceremonial Blues/Greens.
 - b. No 2 - Mess Dress Regimental Pattern.
 - c. No 2A - Mess Dress (Alternative).
 - d. No 3 - Service Dress (Colonel and above Officers and Aide-de-Camps).
 - e. No 3A - Winter Dress (Colonel and above Officers and Aide-de-Camps).
 - f. No 4 - Review Order.
 - g. No 4A - Winter Dress (Lieutenant Colonel and below Officers).
 - h. No 5 - Non Ceremonial Tunic with Ribbons and Peack Cap.
 - i. No 5A - Non Ceremonial Tunic with Ribbons and Beret.
 - j. No 5B - Non Ceremonial Tunic with Ribbons (Female Medical Officers).
 - k. No 6 - General Purpose Working Dress.
 - l. No 6A - General Purpose Working Dress (Alternative).
 - m. No 6B - General Purpose Working Dress (Female Officers).
 - n. No 7 - Camouflage Uniform.
 - o. No 8 - Olive Green/Black Combat Dress (SLAC, CR and SF Officers wear Black).
 - p. No 9 - Maternity Dress.
 - q. No 10 - General Purpose Working Dress (Female Medical Officers).
 - r. No 11 - Physical Training Dress.

RESTRICTED

DRESS NO 1- CEREMONIAL (BLUES/GREENS) FOR MALE OFFICERS

2. Dress No 1 will be worn by all officers.
3. **Occasions when Worn.** All ceremonial occasions including all Service Weddings or as ordered by the Army Headquarters, Formation Headquarters, Colonel Commandants/Colonel of the Regiments, Centre Commandants, Commandants of Army Training Establishments or by the Commanding Officers. Officers should wear Dress No 1 for Parades/Guards of Honour with Colours.
4. Aide-de-Camp to His Excellency the President.
5. **Order of Dress.** The order of the Dress No 1 Male Pattern is as stated below:

Ser	Items	Description	Remarks
(a)	(b)	(c)	(d)
1.	Headdress	Cap Peak Ceremonial - Regimental Pattern.	See Chapter 7 Annex B
2.	Cap Badge	1. Colonel and above - Embroidered Pattern. 2. Lieutenant Colonel and below Officers - Regimental Pattern Metal.	See Chapter 7 Annex C
3.	Epaulettes/ Chain-Mail	1. Colonel and above - Shoulder Cords Gold. 2. Lieutenant Colonel and below Officers - Shoulder Cords Gold/Black. 3. SLAC Officers - Chain-Mail.	See Chapter 7
4.	Collar Badges/ Gorget Patches	1. Colonel and above - Gorget Patches (Large). 2. Lieutenant Colonel and below Officers - Regimental Pattern Collar Badge.	See Chapter 7 Annex D
5.	Orders, Decorations and Medals	1. Standard Medals to be worn. 2. Ribbons will be worn for functions after Sunset.	See Chapter 12
6.	Badges	As per the Badge Regulations.	See Chapter 9
7.	Name Tags	Nil.	
8.	Cane/Whip	To be carried when not wearing Sword.	See Chapter 7
9.	Tunic	Blue/ Green Regimental Pattern.	See Chapter 7
10.	Trousers	Blue/ Green Regimental Pattern.	See Chapter 7
11.	Aiguillettes	1. Field Marshal, Chief of the Defence Staff (if from Army), Commander of the Army and Aide-de-Camp to His Excellency the President will wear on Right Side. 2. Lieutenant Colonel and above and Aides-de-Camp to General Officers will wear as specified on Left Side.	See Chapter 7 Annex F

RESTRICTED

(a)	(b)	(c)	(d)
12.	Shirt	White Long Sleeves, Stand-up collar (Only for indoor functions).	
13.	Badges of Rank	Regimental Pattern.	See Chapter 10
14.	Buttons	1. Colonel and above - General Service Colonel and above buttons. 2. Lieutenant Colonel and below Officers - General Service Buttons Regimental Pattern.	See Chapter 7
15.	Belt	1. Colonel & above and Aide-de-Camp - Sash. 2. Lieutenant Colonel and below Officers - Cross Belt/Sash Regimental Pattern.	See Chapter 7 Annex H & I
16.	Gloves	White/Black Gloves may be worn.	
17.	Sword, Sword Knot and Slung Sword	As ordered.	See Chapter 7
18.	Socks	Black/Dark Blue.	
19.	Footwear	Brogue Uppers/George Boots - Black.	See Chapter 7 Annex E
20.	Spurs	Officers of SLAC, SLA, SLE, SLSC, SLASC, and SLCMP to be worn.	Annex E

Notes:

1. Lieutenant Colonel and below Officers of Armoured Corps do not wear Collar Badges.
2. Aiguillettes can be worn by Aid-de-Camp only when on duty with the respective General Officer.
3. All Officers of the SLCMP wear the MP arm band on their Right arm when on MP duties.
4. Trousers will have Regimental Pattern colour welt/welts on both sides.

DRESS NO 1 - CEREMONIAL (BLUES/GREENS) FOR FEMALE OFFICERS

6. Dress No 1 will be worn by all Female Officers.
7. **Occasions when Worn.** All Ceremonial occasions including all Service Weddings or as ordered by the Army Headquarters, Formation Headquarters, the Colonel Commandants/Colonel of the Regiment, Centre Commandants, Commandants of Army Training Establishments or by Commanding Officers.

RESTRICTED

8. **Order of Dress.** The order of the Dress No 1 Female Pattern is as stated below:

Ser	Items	Description	Remarks
(a)	(b)	(c)	(d)
1.	Headdress	Cap Peak Ceremonial - Regimental Pattern.	See Chapter 7 Annex B
2.	Cap Badge	1. Colonel and above - Embroidered Pattern. 2. Lieutenant Colonel and below Officers - Regimental Pattern.	See Chapter 12 Annex C
3.	Epaulettes	Shoulder Cords Gold.	See Chapter 7
4.	Collar Badges/Gorget Patches	1. Colonel and above - Gorget Patches large. 2. Lieutenant Colonel and below Officers - Regimental Pattern Collar Badges.	See Chapter 7 Annex D
5.	Orders, Decorations and Medals	Standard Medals to be worn.	See Chapter 12
6.	Badges	As per the Badge Regulations.	See Chapter 9
7.	Name Tags	Nil.	
8.	Aiguillettes	Lieutenant Colonel and above Left Shoulder.	See Chapter 7 Annex F
9.	Cane/Whip	SLCMP Female Officers Only.	See Chapter 7
10.	Jacket	Blue/Green Regimental Pattern Jacket.	See Chapter 7
11.	Shirt	White Polyester Long Sleeve, Standard Classic Collar.	See Chapter 7
12.	Skirt	Blue/Green Regimental Pattern long up to knee level.	See Chapter 7
13.	Badges of Rank	Metal Regimental Pattern.	See Chapter 10
14.	Buttons	1. Colonel and above - General Service Colonel and above Buttons. 2. Lieutenant Colonel and below Officers - General Service Buttons Regimental Pattern.	See Chapter 7
15.	Belt	1. Colonel and above - Sash. 2. Lieutenant Colonel and below Officers - Nil.	See Chapter 7
16.	Gloves	White Gloves.	
17.	Sword, Sword Knot, and Slung Sword	As ordered.	See Chapter 7
18.	Socks/Stockings	1. Black/Green Socks with Skin Colour Stockings for parades. 2. Skin Colour Stockings for other occasions.	

RESTRICTED

(a)	(b)	(c)	(d)
19.	Footwear	1. Shoes Leather Black with Lace for parades. 2. Court shoes black for other occasions.	See Chapter 7 Annex E
20.	Tab	Blue/Green.	See Chapter 7

Note: It is compulsory that all Female Officers of the SLCMP wear the MP Arm Band on their Right Arm when on MP duties.

DRESS NO 2 - (MESS DRESS) FOR MALE OFFICERS

9. Dress No 2 will be worn by all Male Officers.

10. **Occasions when Worn.** On Formal Dinner Nights, Guest Nights, State Banquets, Balls or whenever specially ordered by the Army Headquarters, Formation Headquarters, Colonel Commandants/Colonel of the Regiments, Centre Commandants, Commandants of Army Training Establishments or by Commanding Officers.

11. **Order of Dress.** The order of the Dress No 2 Male Pattern is as stated below:

Ser	Items	Description	Remarks
(a)	(b)	(c)	(d)
1.	Headdress	Cap Peak Ceremonial - Regimental Pattern.	See Chapter 7 Annex B
2.	Cap Badge	1. Colonel and above - Embroidered Pattern. 2. Lieutenant Colonel and below Officers - Regimental Pattern.	See Chapter 7 Annex C
3.	Epaulettes	1. Colonel and above - Epaulettes with Gold colour ribbon border. 2. Lieutenant Colonel and below - Blue/ Green Colour Cloth Epaulettes without ribbon border.	See Chapter 7
4.	Collar Badges	1. Colonel and above - Nil. 2. Lieutenant Colonel and below - Collar Badges on the lapel except SLAC, SLA and SLASC.	See Chapter 7 Annex D
5.	Orders, Decorations and Medals	Medals in Miniature on the Chest/Lapel in line with the second button of the Shirt.	See Chapter 12
6.	Badges	Authorised Badges Miniature.	See Chapter 9

RESTRICTED

(a)	(b)	(c)	(d)
7.	Name Tags	Nil.	
8.	Aiguillettes	Lieutenant Colonel and above and Aide-de-Camp only.	See Chapter 7 Annex F
9.	Cane/Whip	Nil.	
10.	Waist Coat	Regimental Pattern except SLAC and SLASC.	
11.	Bow-Tie	Black except SLAC and SLASC.	See Chapter 7
12.	Shirt	White shirt with Marcella Front except SLAC.	See Chapter 7
13.	Tunic/Jacket	1. Major and above - Tunic/Jacket Regimental Pattern. 2. Captain and below - Serge Cream Colour Jacket. 3. SLAC Officers and SLASC Closed Collar Jacket and all other Officers Roll Collar Jacket.	See Chapter 7
14.	Trousers	Blue/Green Regimental Pattern.	See Chapter 7
15.	Badges of Rank	1. Major General and above - Embroidered. 2. Brigadier and below Officers - Metal Regimental Pattern.	See Chapter 10
16.	Buttons	1. Colonel and above - General Service Colonel and above Buttons. 2. Other Officers - General Service Buttons Regimental Pattern.	See Chapter 7
17.	Cummerbund	Nil.	See Chapter 7 Annex H
18.	Socks	Black/Dark Blue.	
19.	Footwear	Brogue Uppers/George Boots - Black.	See Chapter 7 Annex E

Notes:

1. Lapels and Sleeve Cuffs on Jacket to be as per the authorised Corps/Regimental colours.
2. Trousers will have Regimental Pattern Colour Welt/ Welts on both sides.

RESTRICTED

DRESS NO 2 - (MESS DRESS) FOR FEMALE OFFICERS

12. Dress No 2 will be worn by all Female Officers.

13. **Occasions when Worn.** On Formal Dinner Nights, Guest Nights, State Banquets, Balls or whenever specially ordered by the Army Headquarters, Formation Headquarters, Colonel Commandants/Colonel of the Regiment, Centre Commandants, Commandants of Army Training Establishments or by Commanding Officers.

14. **Order of Dress.** The order of the Dress No 2 Female Pattern is as stated below:

Ser	Items	Description	Remarks
(a)	(b)	(c)	(d)
1.	Headdress	Cap Peak Ceremonial - Regimental Pattern.	See Chapter 7 Annex B
2.	Cap Badge	1. Colonel and above - Embroidered Pattern. 2. Lieutenant Colonel and below Female Officers - Regimental Pattern.	See Chapter 7 Annex C
3.	Epaulettes	1. Colonel and above - Epaulettes with Gold colour ribbon border. 2. Lieutenant Colonel and below Officers - Blue/Green Colour Cloth Epaulettes without ribbon border.	See Chapter 7
4.	Collar Badges	1. Colonel and above - Nil. 2. Lieutenant Colonel and below Officers - Regimental Pattern on Lapels.	See Chapter 7 Annex D
5.	Orders, Decorations and Medals	Medals in Miniature will be worn on the Lapels in line with the Second Shirt Button.	See Chapter 12
6.	Badges	Authorised Badges Miniature.	See Chapter 9
7.	Aiguillettes	Lieutenant Colonel and above only.	See Chapter 7 Annex F
8.	Cane/Whip	Nil.	
9.	Bow-Tie/Tab	Blue/Green Tab.	See Chapter 7
10.	Tunic	Regimental Pattern.	See Chapter 7
11.	Waist Coat	Regimental Pattern.	
12.	Skirt	Blue/Green Regimental Pattern long up to knee level.	See Chapter 7
13.	Shirt/Blouse	Standard Classic Collar White Shirt with 0.5 inch width Horizontal Pleats on Front and Black Buttons.	See Chapter 7

RESTRICTED

(a)	(b)	(c)	(d)
14.	Badges of Rank	1. Major General and above - Embroidered. 2. Brigadier and below Officers - Metal Regimental Pattern.	See Chapter 10
15.	General Service Buttons Metal	1. Colonel and above - General Service Colonel and above Pattern. 2. Lieutenant Colonel and below Officers - General Service Buttons Regimental Pattern.	See Chapter 7
16.	Belt	Nil.	See Chapter 7 Annex H
17.	Gloves White/Black	Nil.	
18.	Stockings	Skin Colour Stockings.	
19.	Footwear	Court Shoes - Black.	See Chapter 7 Annex E

Note: Lapels and Sleeve Cuffs on Jacket to be as per the authorised Corps/Regimental Colours.

DRESS NO 2A MESS DRESS - (ALTERNATIVE) FOR MALE OFFICERS

15. Dress No 2A will be worn by all Male Officers.

16. **Occasions when Worn.** All Officers will wear this uniform at the following occasions or as ordered by the Army Headquarters, Formation Headquarters, Colonel Commandants/Colonel of the Regiments, Centre Commandants, Commandants of Army Training Establishments or by Commanding Officers:

- a. Formal Dinners, Cocktails and other evening functions in all areas (when specified in lieu of Dress No 2).
- b. Semi-formal functions such as Promotion Parties and Regimental Reunions held at Officers' Messes.
- c. Banquet Dinners with civilian invitees in all areas.
- d. When hosting Visiting Foreign Delegations for official functions after sunset.
- e. Functions at Sri Lanka Navy installations (including on board Naval Ships) and Sri Lanka Air Force establishment as specified in the invitations.
- f. When Officers on overseas training courses and assignments are invited to attend functions where the 'Red Sea Rig' or equivalent is worn by Officers of the host nation.

RESTRICTED

17. **Order of Dress.** The order of the Dress No 2A Male Pattern is as stated below:

Ser	Items	Description	Remarks
1.	Headdress	Cap Peak Ceremonial - Regimental Pattern.	See Chapter 7 Annex B
2.	Cap Badge	1. Colonel and above - Embroidered Pattern. 2. Lieutenant Colonel and below Officers - Regimental Pattern.	See Chapter 7 Annex C
3.	Epaulettes	1. Colonel and above - Black epaulettes with Gold colour ribbon border. 2. Lieutenant Colonel and below White Cloth Epaulettes.	See Chapter 7
4.	Collar Badges/Gorget Patches	1. Colonel and above - Collar Gorget Small. 2. Lieutenant Colonel and below Officers - Regimental Pattern Collar Badge.	See Chapter 7 Annex D
5.	Orders, Decorations and Medals	Ribbons.	See Chapter 7
6.	Badges	As per the Badge Regulations.	See Chapter 9
7.	Name Tags	To be worn.	See Chapter 7
8.	Aiguillettes	Brigadier and above Officers and Aide-de-Camp - 2C Aiguillettes.	See Chapter 7 Annex F
9.	Cane/Whip	Nil.	
10.	Shirt	Shirt White Short Sleeve, Open Standard collar.	See Chapter 7
11.	Trousers	Blue/Green Regimental Pattern.	See Chapter 7
12.	Badges of Rank	1. Major General and above- Embroidered. 2. Brigadier and below Officers - Metal Regimental Pattern.	See Chapter 10
13.	Buttons	Non Transparent White Plastic Buttons.	
14.	Belt	Cummerbund Regimental Pattern.	See Chapter 7 Annex H
15.	Socks	Black/Dark Blue.	
16.	Footwear	Brogue Uppers - Black.	See Chapter 7 Annex E

Note: Trouser will have Regimental Pattern Colour Welt/Welts on Both Sides.

RESTRICTED

DRESS NO 2A - MESS DRESS (ALTERNATIVE) FOR FEMALE OFFICERS

18. Dress No 2A will be worn by all Female Officers.
19. **Occasions when Worn.** All Female Officers will wear this Uniform at the following occasions or as ordered by the Army Headquarters, Formation Headquarters, Colonel Commandants/Colonels of the Regiment, Centre Commandants, Commandants of Army Training Establishments or by Commanding Officers:
- a. Formal Dinners, Cocktails and other evening functions in all areas (when specified in lieu of Dress No 2).
 - b. Semi-formal functions such as Promotion Parties and Regimental Reunions held at Officers' Messes.
 - c. Banquet Dinners with Civilian Invitees in all areas.
 - d. When hosting Visiting Foreign Delegations for official functions after sunset.
 - e. Functions at Sri Lanka Navy installations (including on board Naval Ships) and Sri Lanka Air Force establishments as specified in the invitations.
 - f. When Officers on overseas training courses and assignments when invited to attend functions where the 'Red Sea Rig' or equivalent is worn by Officers of the host nations.
20. **Order of Dress.** The order of the Dress No 2A Female Pattern is as stated below:

Ser	Items	Description	Remarks
(a)	(b)	(c)	(d)
1.	Headdress	Cap Peak Ceremonial - Regimental Pattern.	See Chapter 7 Annex B
2.	Cap Badge	1. Colonel and above - Embroidered Pattern. 2. Lieutenant Colonel and below Officers - Regimental Pattern.	See Chapter 7 Annex C
3.	Epaulettes	1. Colonel and above - Black Epaulettes with Gold Colour Ribbon Border. 2. Other Officers - White Cloth Epaulettes.	See Chapter 7
4.	Collar Badges/ Gorget Patches	1. Colonel and above - Collar Gorget Small. 2. Lieutenant Colonel and below Officers - Regimental Pattern Collar Badges.	See Chapter 7 Annex D
5.	Orders, Decorations and Medals	Ribbons.	See Chapter 12

RESTRICTED

(a)	(b)	(c)	(d)
6.	Badges	As per the Badge Regulations.	See Chapter 9
7.	Name Tags	To be worn.	
8.	Aiguillettes	Brigadier and above - 2C Aiguillettes.	See Chapter 7 Annex F
9.	Cane/whip	Nil.	
10.	Tunic	Shirt White Short Sleeve, Open Standard collar.	See Chapter 7
11.	Skirt	Blue/Green Regimental Pattern long up to knee level.	See Chapter 7
12.	Badges of Rank	1. Major General and above - Embroidered. 2. Brigadier and below Officers - Metal Regimental Pattern.	See Chapter 10
13.	Buttons	Non Transparent White Plastic Buttons.	
14.	Belt	Cummerbund as Regimental Pattern.	See Chapter 7 Annex H
15.	Socks	Skin Colour Stockings.	
16.	Footwear	Court shoes - Black.	See Chapter 7 Annex E

**DRESS NO 3 - SERVICE DRESS FOR COLONEL AND ABOVE OFFICERS
AND AIDES-DE-CAMP**

21. Dress No 3 will be worn by:
- a. All Male Officers and Female Officers in the rank of Colonel and above.
 - b. Military Assistants appointed to the Field Marshal, Chief of the Defence Staff and the Commander of the Army.
 - c. Aide-de-Camp to His Excellency the President.
 - d. Aides-de-Camp appointed to General Officers.
22. **Occasions when Worn.**
- a. Attending as Chief Guest at passing out parades (Except for SLMA).
 - b. Attending Guards of Honour.
 - c. Attending Commemoration Ceremonies.
 - d. Attending opening and closing ceremonies of courses etc, depending on the nature of the ceremony.
 - e. Visiting His Excellency the President, Prime Minister, Ambassadors/High Commissioners and Service Chiefs of Countries or receiving them.
 - f. Any other function decided/approved by Army Headquarters.

RESTRICTED

23. **Order of Dress.** The order of the Dress No 3 is as stated below:

Ser	Items	Description	Remarks
1.	Headdress	Cap Peak Ceremonial - Regimental Pattern.	See Chapter 7 Annex B
2.	Cap Badge	1. Colonel and above - Embroidered Pattern. 2. Aide-de-Camp - Regimental Pattern.	See Chapter 7 Annex C
3.	Epaulettes	Khaki Cloth.	See Chapter 7
4.	Gorget Patches/Collar Badges	1. Colonel and above - Medium. 2. Aide-de-Camp - Regimental Pattern collar badges.	See Chapter 7 Annex D
5.	Orders, Decorations and Medals	Standard Medals to be worn.	See Chapter 7
6.	Badges	As per the Badge Regulations.	See Chapter 9
7.	Name Tags	Nil.	
8.	Aiguillettes	To be worn.	See Chapter 7 Annex F
9.	Cane/Whip	To be Carried.	See Chapter 7
10.	Tunic/Jacket	Tunic khaki. Female Officers with no Pockets.	See Chapter 7
11.	Shirt	Khaki.	See Chapter 7
12.	Trouser/Skirt	Khaki.	See Chapter 7
13.	Tie	Khaki Cellular.	See Chapter 7
14.	Badges of Rank	Metal (Gold/Silver/Black).	See Chapter 10
15.	General Service Buttons Metal	1. Colonel and above - General Service Colonel and above Buttons. 2. Aides-de-Camp - General Service Buttons Regimental Pattern.	See Chapter 7
16.	Belt	Sash.	See Chapter 7 Annex H
17.	Gloves	White/Black Gloves may be worn.	
18.	Sword, Sword Knot, and Slung Sword	As ordered.	See Chapter 7
19.	Socks	Khaki.	
20.	Footwear	Shoes Brown/Black (Black SLSR only).	See Chapter 7 Annex E

Note: Aides-de-Camp are authorised to wear this dress while only being with the respective General Officer.

RESTRICTED

**DRESS NO 3A - WINTER DRESS FOR COLONEL AND ABOVE OFFICERS
AND AIDES-DE-CAMP**

24. No 3A Dress will be worn by all Colonel and above Male and Female Officers and Aides-De-Camp to General Officers.

25. **Occasions when Worn.**

a. As a winter Dress for Colonel and above Officers during foreign training, courses, visits and Official foreign employment.

b. Colonel and above Officers and Aides-de-Camp to General Officers during overseas visits, Official tours, seminars, conferences and workshops.

26. **Order of Dress.** The order of the Dress No 3A is as stated below:

Ser	Items	Description	Remarks
(a)	(b)	(c)	(d)
1.	Headdress	1. Cap Peak Green. 2. Colonel and above Cap Peak Green with Red/Maroon band.	See Chapter 7 Annex B
2.	Cap Badge	1. Colonel and above - Embroidered pattern. 2. Aide-de-Camp - Regimental Pattern.	See Chapter 7 Annex C
3.	Epaulettes	Khaki.	See Chapter 7
4.	Collar Badges/Gorget Patches	1. Colonel and above - Collar Gorget 8.5 cm length (medium). 2. Aide-de-Camp - Regimental Pattern collar badges.	See Chapter 7 Annex D
5.	Orders, Decorations and Medals	Ribbons only.	See Chapter 7
6.	Qualification Badges	As per Army Badge Regulations.	See Chapter 9
7.	Name tag	To be worn.	See Chapter 7
8.	Aiguillettes/ Lanyard	Nil.	
9.	Cane/Whip	To be worn.	See Chapter 7
10.	Tunic/Jacket	Tunic SD khaki. Lady Officers have no pockets.	See Chapter 7
11.	Shirt	SD Khaki.	See Chapter 7
12.	Tie	SD Khaki Cellular.	See Chapter 7
13.	Trouser/Skirt	SD Khaki.	See Chapter 7
14.	Badges of Rank	Metal (Gold/Silver/Black).	See Chapter 10

RESTRICTED

(a)	(b)	(c)	(d)
15.	General Service Buttons Metal	1. Colonel and above - General Service Colonel & above pattern. 2. Aides-de-Camp - General Service Buttons Regimental pattern.	See Chapter 7
16.	Belt	Nil.	
17.	Socks	Khaki.	See Chapter 7 Annex H
18.	Gloves	White/Black as appropriate.	See Chapter 7
19.	Sword, Sword Knot, and Slung Sword	Nil.	
20.	Footwear	Shoes Brown/Black (Black SLSR only).	See Chapter 7 Annex E

Note: Aides-de-Camp are authorised to wear this dress while only being with the respective General Officer.

DRESS NO 4 - REVIEW ORDER FOR MALE OFFICERS

27. Dress No 4 will be worn by all Male Officers.

28. **Occasions when Worn.** On Ceremonial Parades, Guards of Honour, Courts Martial or whenever ordered by the Army Headquarters, Formation Headquarters, the Colonel Commandants/Colonel of the Regiments, Centre Commandants, Commandants of Training Establishments or by Commanding Officers. This dress will also be worn for all Service and State Funerals.

29. **Order of Dress.** The order of the Dress No 4 Male Pattern is as stated below:

Ser	Items	Description	Remarks
(a)	(b)	(c)	(d)
1.	Headdress	Cap Peak Ceremonial - Regimental Pattern.	See Chapter 7 Annex B
2.	Cap Badge	1. Colonel and above - Embroidered Pattern. 2. Lieutenant Colonel and below Officers - Regimental Pattern.	See Chapter 7 Annex C
3.	Epaulettes	Olive Green/ Dark Green Cloth.	See Chapter 7
4.	Collar Badges /Gorget Patches	1. Colonel and above - Gorget Patches Small. 2. Lieutenant Colonel and below Officers - Regimental Pattern Collar Badge.	See Chapter 7 Annex D
5.	Orders, Decorations and Medals	Standard Medals to be worn.	See Chapter 12
6.	Badges	As per the Badge Regulations.	See Chapter 9

RESTRICTED

(a)	(b)	(c)	(d)
7.	Name Tags	Nil.	
8.	Aiguillettes/ Lanyard	To be worn.	See Chapter 7 Annex F
9.	Cane/Whip	To be carried when Sword is not worn.	See Chapter 7
10.	Tunic/Jacket	Olive Green/Dark Green.	See Chapter 7
11.	Trousers	Olive Green/Dark Green.	See Chapter 7
12.	Badges of Rank	Metal Regimental Pattern.	See Chapter 10
13.	General Service Buttons Metal	1. Colonel and above - General Service Colonel and above pattern. 2. Other Officers - General Service Buttons Regimental Pattern.	See Chapter 7
14.	Belt	1. Colonel and above - Sash. 2. Other Officers - Sam Browne (Brown /Black).	See Chapter 7 Annex H
15.	Gloves	White/Black when at Parade.	See Chapter 7
16.	Sword, Sword Knot, and Slung Sword	1. Lieutenant Colonel and above - Slung Sword in Metal Scabbard. 2. Others - Sword frog and Scabbard Leather.	See Chapter 7
17.	Socks	Olive Green/Dark Green.	
18.	Footwear	1. Boot High Leg Black/Brown for Parades. 2. In other occasions Major and above will wear Brogue Uppers.	See Chapter 7 Annex E

Notes:

1. It is compulsory that all Officers of the SLCMP wear MP Arm Band on their Right Arm when on MP duties.
2. Mourning band to be worn when attending State or Service Funerals.
3. Lieutenant Colonel and above may wear Black Patent Leather Shoe.
4. Captain and below tuck in the trousers inside the boot.

DRESS NO 4 - REVIEW ORDER FOR FEMALE OFFICERS

30. This Dress No 4 will be worn by all Female Officers.
31. **Occasions when Worn.** On Ceremonial Parades, Guards of Honour, Courts Martial, State and Service Funerals, Ceremonial parades during Foreign Training/Visits or whenever ordered by the Army Headquarters, Formation Headquarters, Colonels Commandants/Colonel of the Regiments, Centre Commandants, Commandants of Training Establishments or by Commanding Officers.

RESTRICTED

32. **Order of Dress.** The order of the Dress No 4 Female Pattern is as stated below:

Ser	Items	Description	Remarks
(a)	(b)	(c)	(d)
1.	Headdress	Cap Peak Ceremonial - Regimental Pattern.	See Chapter 7 Annex B
2.	Cap Badge	1. Colonel and above - Embroidered Pattern. 2. Lieutenant Colonel and below Officers - Regimental Pattern.	See Chapter 7 Annex C
3.	Epaulettes	Olive Green/Dark Green Cloth.	See Chapter 7
4.	Collar Badges	1. Colonel and above - Collar Gorget Small. 2. Lieutenant Colonel and below Officers - Regimental Pattern Collar Badges.	See Chapter 7 Annex D
5.	Orders, Decorations and Medals	Standard Medals to be worn.	See Chapter 12
6.	Badges	As per the Badge Regulations.	See Chapter 9
7.	Name Tag	Nil.	
8.	Aiguillettes/ Lanyard	1. Lieutenant Colonel and above - Aiguillettes. 2. Major and below Officers - Lanyards Regimental Pattern except SLAWC.	See Chapter 7 Annex F
9.	Cane/Whip	SLCMP Female Officers only.	See Chapter 7
10.	Jacket	Olive Green/Dark Green, Step Collar, Short Sleeves with four Pocket Flaps.	See Chapter 7
11.	Shirt	Nil	See Chapter 7
12.	Skirt	Olive Green/Dark Green long up to knee level.	See Chapter 7
13.	Badges of Rank	Regimental Pattern.	See Chapter 10
14.	Buttons	1. Colonel and above - General Service Colonel and above Pattern. 2. Lieutenant Colonel and below Officers - General Service Buttons Regimental Pattern.	See Chapter 7
15.	Belt	1. Colonel and above - Sash. 2. Lieutenant Colonel and below Officers - Sam Browne.	See Chapter 7 Annex H
16.	Gloves	White.	See Chapter 7
17.	Sword, Sword Knot, and Slung Sword	As Ordered (Lieutenant Colonel and above - Slung Sword in Metal Scabbard, Major and below Officers - Sword Frog and Scabbard Leather).	See Chapter 7
18.	Socks/Stockings	Skin Colour Stockings with Olive Green/ Dark Green Socks.	

RESTRICTED

(a)	(b)	(c)	(d)
19.	Footwear	Shoes Black with Lace.	See Chapter 7 Annex E
20.	Cravat/Tie	Nil.	See Chapter 7

Notes:

1. It is compulsory that all Female Officers of the SLCMP wear the MP Arm Band on their Right Arm when on MP duties.
2. Pockets will be cut pockets with flaps and only upper two pockets will have buttons.

**DRESS NO 4A - WINTER DRESS FOR LIEUTENANT COLONEL
AND BELOW OFFICERS**

33. Dress No 4A will be worn by all Lieutenant Colonel and below Male and Female Officers.
34. **Occasions when Worn.** This will be worn as a Winter Dress during Foreign Training/Courses, Foreign Visits or as ordered by Army Headquarters.
35. **Order of Dress.** The order of the Dress No 4A is as stated below:

Ser	Items	Description	Remarks
(a)	(b)	(c)	(d)
1.	Headdress	1. Male - Cap Peak Green Regimental Pattern. 2. Female-Cap Forage Green - Regimental Pattern.	See Chapter 7 Annex B
2.	Cap Badge	Regimental Pattern.	See Chapter 7 Annex C
3.	Epaulettes	Olive Green/Dark Green Cloth.	See Chapter 7
4.	Collar Badges	Regimental Pattern Collar Badges.	See Chapter 7 Annex D
5.	Orders, Decorations and Medals	Ribbons.	See Chapter 12
6.	Badges	As per the Badge Regulations.	See Chapter 9
7.	Name Tag	To be worn.	See Chapter 7
8.	Aiguillettes/Lanyard	Lanyards Regimental Pattern except SLAWC.	See Chapter 7 Annex F
9.	Cane/Whip	To be carried except Female Officers less SLCMP.	See Chapter 7
10.	Jacket	Olive Green/Dark Green, Step Collar, Long Sleeves.	See Chapter 7

RESTRICTED

(a)	(b)	(c)	(d)
11.	Shirt	Light Green, Long Sleeves, Standard Collar.	See Chapter 7
12.	Trousers	Olive Green/Dark Green, Slant Pockets, One Pleat.	See Chapter 7
13.	Badges of Rank	Regimental Pattern.	See Chapter 10
14.	Buttons	General Service Buttons Regimental Pattern.	See Chapter 7
15.	Belt	Nil.	
16.	Gloves	White/Black as appropriate.	
17.	Sword	Nil.	
18.	Socks	Olive Green/Dark Green.	
19.	Footwear	1. Male - Brogue Uppers. 2. Female - Shoes Leather Black.	See Chapter 7 Annex E
20.	Cravat/Tie	Dark Green Tie.	See Chapter 7
21.	Spurs	Nil.	

Note: It is compulsory that all Officers of the SLCMP wear MP Arm Band on their Right Arm.

DRESS NO 5 - TUNIC WITH RIBBONS FOR MALE OFFICERS

36. Dress No 5 will be worn by all Male Officers.

37. **Occasions when Worn.**

- a. Officers calling on the Commander of the Army at Army Headquarters.
- b. Visiting or receiving any VIPs depending on the nature of the visit in peace areas.
- c. Attending civil courts.
- d. During official foreign visits.
- e. Attending functions outside the Army unless specified otherwise.
- f. Attending as Chief Guest for Regimental functions etc. e.g. Sports Meets and Ex - Servicemen's Association etc.
- g. Officers holding Grade I or equivalent appointments and above when attending office work.
- h. Aides-de-Camp when the General Officer wears the Dress No 5.
- i. On Regimental duties, non-ceremonial parades as ordered by the Army Headquarters, Formation Headquarters, Colonel Commandants/Colonel of the Regiments, Centre Commandants, Commandants of Army Training Establishments or by the Commanding Officers.

RESTRICTED

38. **Order of Dress.** The order of the Dress No 5 Male Pattern is as stated below:

Ser	Items	Description	Remarks
1.	Headdress	1. Cap Peak Green (Colonel and above with Red/Maroon Band). 2. Officers of SF and CDO Regiment Beret.	See Chapter 7 Annex B
2.	Cap Badge	1. Colonel and above - Embroidered Pattern. 2. Lieutenant Colonel and below Officers - Regimental Pattern.	See Chapter 7 Annex C
3.	Epaulettes	Dark Green/Olive Green Cloth.	See Chapter 7
4.	Collar Badges/ Gorget Patches	1. Colonel and above - Collar Gorget Small. 2. Lieutenant Colonel and below Officers - Regimental Pattern Collar Badges.	See Chapter 7 Annex D
5.	Orders, Decorations and Medals	Ribbons only.	See Chapter 12
6.	Badges	As per the Badge Regulations.	See Chapter 9
7.	Name Tags	To be Worn.	See Chapter 7
8.	Lanyard	To be Worn.	See Chapter 7 Annex F
9.	Cane/Whip	To be carried.	See Chapter 7
10.	Tunic/Jacket	Dark Green/Olive Green.	See Chapter 7
11.	Trousers	Dark Green/Olive Green.	See Chapter 7
12.	Badges of Rank	Metal Regimental Pattern.	See Chapter 10
13.	Buttons	1. Colonel and above - General Service Colonel and above Pattern. 2. Lieutenant Colonel and below Officers - General Service Buttons Regimental Pattern.	See Chapter 7
14.	Belt	Nil.	
15.	Gloves	Nil.	
16.	Sword, Sword Knot, and Slung Sword	Nil.	
17.	Socks	Dark Green/Olive Green.	
18.	Footwear	1. Major and above - Brogue Uppers. 2. Captain and below (except Adjutants and Staff Officers) - Boot High Leg Black/Brown.	See Chapter 7 Annex E

RESTRICTED

Notes:

1. It is compulsory that all Officers of the SLCMP wear the MP Arm Band on their Right Arm when on MP duties.
2. Lieutenant Colonel and above may wear Black Patent Leather Shoes.

DRESS NO 5 - TUNIC WITH RIBBONS FOR FEMALE OFFICERS

39. This Dress No 5 will be worn by all Female Officers.
40. **Occasions when Worn.**
 - a. Foreign Senior Officers calling on the Commander of the Army at Army Headquarters.
 - b. Visiting or receiving any VIP's depending on the nature of the visit in peace areas.
 - c. Attending civil courts.
 - d. During foreign tours.
 - e. Attending functions outside the Army unless specified otherwise.
 - f. Attending as Chief Guest for Regimental functions as Sports Meets and Ex - Servicemen's Association etc.
 - g. Officers holding Grade I or equivalent appointments and above when attending Office work.
 - h. On Regimental duties, non-ceremonial parades as ordered by the Army Headquarters, Formation Headquarters, Colonel Commandants/Colonel of the Regiments, Centre Commandants, Commandants of Army Training Establishments or by the Commanding Officers.
41. **Order of Dress.** The order of the Dress No 5 Female Pattern is as stated below:

Ser	Items	Description	Remarks
(a)	(b)	(c)	(d)
1.	Headdress	Cap Forage Green Female Officer Pattern (Colonel and above with Red/Maroon Headband).	See Chapter 7 Annex B
2.	Cap Badge	1. Colonel and above - Embroidered Pattern. 2. Lieutenant Colonel and below Officers - Regimental Pattern.	See Chapter 7 Annex C
3.	Epaulettes	Dark Green/Olive Green Cloth.	See Chapter 7
4.	Collar Badges	1. Colonel and above - Collar Gorget Small. 2. Lieutenant Colonel and below Officers - Regimental Pattern Collar Badges.	See Chapter 7 Annex D

RESTRICTED

(a)	(b)	(c)	(d)
5.	Orders, Decorations and Medals	Ribbons.	See Chapter 12
6.	Badges	As per the Badge Regulations.	See Chapter 7
7.	Name Tag	To be worn.	See Chapter 7
8.	Lanyard	Regimental Pattern except SLAWC.	See Chapter 7 Annex F
9.	Cane/Whip	SLCMP Female Officers only.	See Chapter 7
10.	Jacket	Olive Green/Dark Green, Step Collar, short Sleeves with four flap pockets.	See Chapter 7
11.	Skirt	Olive Green/Dark Green long up to knee level.	See Chapter 7
12.	Badges of Rank	Metal Regimental Pattern.	See Chapter 10
13.	Buttons	1. Colonel and above - General Service Colonel and above Buttons. 2. Lieutenant Colonel and below General Service Buttons Regimental Pattern.	See Chapter 7
14.	Belt	Nil.	
15.	Socks	Dark Green/Olive Green.	
16.	Footwear	Shoes Black Leather with Lace.	See Chapter 7 Annex E
17.	Hand Bag	Black with Shoulder Straps.	See Chapter 7

Notes:

1. It is compulsory that all Officers of the SLCMP wear the MP Arm Band on their Right Arm when on MP duties.
2. Pockets will be cut with flaps and only upper two pockets will have buttons.

DRESS NO 5A - TUNIC WITH RIBBONS (ALTERNATIVE) FOR MALE OFFICERS

42. Dress No 5A will be worn by all Male Officers except the CR and SF Regiments as an alternative to the Dress No 5.
43. **Occasions when Worn.**
 - a. During official foreign visits.
 - b. Attending functions outside the Army unless specified otherwise.
 - c. Officers holding Grade I or equivalent appointments and above when attending Office work.
 - d. Aides-de-Camp when the General Officer wears the Dress No 5.

RESTRICTED

e. On regimental duties, non - ceremonial parades as ordered by the Army Headquarters, Formation Headquarters, Colonel Commandants/Colonel of the Regiments, Centre Commandants, Commandants of Army Training Establishments or by the Commanding Officers.

44. **Order of Dress.** The order of the Dress No 5A is as stated below:

Ser	Items	Description	Remarks
(a)	(b)	(c)	(d)
1.	Headdress	Berets - Regimental Pattern.	See Chapter 7 Annex B
2.	Cap Badge	1. Colonel and above - Embroidered Pattern. 2. Lieutenant Colonel and below Officers - Regimental Pattern.	See Chapter 7 Annex C
3.	Epaulettes	Dark Green/Olive Green Cloth.	See Chapter 7
4.	Collar Badges/ Gorget Patches	1. Colonel and above - Collar Gorget Small. 2. Lieutenant Colonel and below Officers - Regimental Pattern Collar Badges.	See Chapter 7 Annex D
5.	Orders, Decorations and Medals	Ribbons only.	See Chapter 12
6.	Badges	As per the Badge Regulations.	See Chapter 9
7.	Name Tags	To be Worn.	See Chapter 7
8.	Lanyard	To be Worn.	See Chapter 7 Annex F
9.	Cane/Whip	To be carried.	See Chapter 7
10.	Tunic/Jacket	Dark Green/Olive Green.	See Chapter 7
11.	Trousers	Dark Green/Olive Green.	See Chapter 7
12.	Badges of Rank	Metal Regimental Pattern.	See Chapter 10
13.	Buttons	1. Colonel and above - General Service Colonel and above Pattern. 2. Lieutenant Colonel and below Officers - General Service Buttons Regimental Pattern.	See Chapter 7

RESTRICTED

(a)	(b)	(c)	(d)
14.	Belt	Nil.	
15.	Gloves	Nil.	
16.	Sword, Sword Knot, and Slung Sword	Nil.	
17.	Socks	Dark Green/Olive Green.	
18.	Footwear	1. Major and above - Brogue Uppers. 2. Captain and below - Boot High Leg Black/Brown.	See Chapter 7 Annex E

Notes:

- It is compulsory that all Officers of the SLCMP wear the MP Arm Band on their Right Arm when on MP duties.
- Lieutenant Colonel and above may wear Black Patent Leather Shoes.
- Officers should not wear Dress No 5A for the events ordered to wear Dress No 5.

DRESS NO 5B - TUNIC WITH RIBBONS (ALTERNATIVE)
FOR FEMALE MEDICAL OFFICERS

- Dress No 5B will be worn by all Female Medical Officers as an alternative for Dress No 5.
- Occasions when Worn.** This dress will be worn while serving within the hospitals and medical related duties only.
- Order of Dress.** The order of the Dress No 5B is as stated below:

Ser	Items	Description	Remarks
(a)	(b)	(c)	(d)
1.	Headdress	Cap Forge Green (Colonel and above with Maroon Band).	See Chapter 7 Annex B
2.	Cap Badge	1. Colonel and above - Embroidered Pattern. 2. Lieutenant Colonel and below Officers - Regimental Pattern.	See Chapter 7 Annex C
3.	Epaulettes	Dark Green/Olive Green Cloth	See Chapter 7
4.	Collar Badges/ Gorget Patches	1. Colonel and above - Collar Gorget Small. 2. Lieutenant Colonel and below Officers - Regimental Pattern Collar Badges.	See Chapter 7 Annex D

RESTRICTED

(a)	(b)	(c)	(d)
5.	Orders, Decorations and Medals	Ribbons only.	See Chapter 12
6.	Badges	As per the Badge Regulations.	See Chapter 9
7.	Name Tags	To be worn.	See Chapter 7
8.	Lanyard	Nil.	
9.	Cane/Whip	Nil.	
10.	Tunic/Jacket	Olive Green/Dark Green, Step Collar, short Sleeves.	See Chapter 7
11.	Trousers	Dark Green/Olive Green.	See Chapter 7
12.	Badges of Rank	Metal Regimental Pattern.	See Chapter 10
13.	Buttons	1. Colonel and above - General Service Colonel and above Pattern. 2. Other Officers - General Service Buttons Regimental Pattern.	See Chapter 7
14.	Belt	Nil.	
15.	Hand Bag	Black with Shoulder Straps.	See Chapter 7
16.	Sword, Sword Knot, and Slung Sword	Nil.	
17.	Socks	Dark Green/Olive Green.	
18.	Footwear	Shoes Black Leather with Lace.	See Chapter 7 Annex E

DRESS NO 6 - GENERAL PURPOSE WORKING DRESS FOR MALE OFFICERS

48. Dress No 6 will be worn by all Male Officers.

49. **Occasions when Worn.** This dress will be worn by all Officers on Regimental duties, Non - Ceremonial parades, for office work, for field work and when specially ordered by the Army Headquarters, Formation Headquarters, Colonel Commandants, Colonel of the Regiments, Centre Commandants or by Commanding Officers.

50. **Order of Dress.** The order of the Dress No 6 Male Pattern is as stated below:

Ser	Items	Description	Remarks
(a)	(b)	(c)	(d)
1.	Headdress	Cap Peak Green/Berets - Regimental Pattern (Colonel and above - Cap Peak Green with Red/Maroon Band).	See Chapter 7 Annex B
2.	Cap Badge	1. Colonel and above - Embroidered Pattern. 2. Lieutenant Colonel and below Officers - Regimental Pattern.	See Chapter 7 Annex C
3.	Epaulettes	Dark Green/Olive Green Cloth.	See Chapter 7

RESTRICTED

(a)	(b)	(c)	(d)
4.	Collar Badges/Gorget Patches	1. Colonel and above - Collar Gorget Small Pattern. 2. Lieutenant Colonel and below Officers - Regimental Pattern Collar Badges.	See Chapter 7 Annex D
5.	Orders, Decorations and Medals	Ribbons only.	See Chapter 12
6.	Badges	As per the Badge Regulations.	See Chapter 9
7.	Name Tag	To be worn.	See Chapter 7
8.	Lanyard	To be worn.	See Chapter 7 Annex F
9.	Cane/Whip	Regimental Pattern.	See Chapter 7
10.	Shirt	Dark Green/Olive Green, Short Sleeves.	See Chapter 7
11.	Trouser	Dark Green/Olive Green, Slant Pockets, No Pleats.	See Chapter 7
12.	Badges of Rank	Regimental Pattern Metal.	See Chapter 10
13.	Buttons	1. Shirt - Buttons Plastic Black 1 cm, 4 Holes. 2. Trouser - Buttons Plastic Black 1.4 cm, 4 Holes.	See Chapter 7
14.	Belt	1. Belt Nylon Olive Green/Black/white 5.5 cm Width. 2. Stable Belt Regimental Pattern.	See Chapter 7 Annex H
15.	Socks	Dark Green/Olive Green.	
16.	Footwear	Brogue Uppers Black/Boot High Leg - Regimental Pattern.	See Chapter 7 Annex E

Notes:

1. SLAC Officers will wear plain chest pockets without box pleat, V shape flap and plain borders. All other Male Officers will wear chest pockets with box pleat and three cornered flap.
2. Officers in the Rank of Major and above may wear Brogue Uppers as appropriate.
3. Captain and below Officers will tuck their leg opening of the trousers inside the Boot High Leg.
4. Anklets may be worn when specially ordered.
5. SLCMP Officers are permitted to wear a White Belt and the MP Band with this dress when on provost duties.
6. Stable Belts should not be worn in the Parade Ground or during Drill Practices.
7. Adjutants and Staff Officers in the rank of Captain and below can wear Brogue Uppers Black during office work in lieu of Boot High Leg.

RESTRICTED

DRESS NO 6 - GENERAL PURPOSE WORKING DRESS FOR FEMALE OFFICERS

51. Dress No 6 will be worn by all Female Officers.

52. **Occasions when Worn.** This dress will be worn by all Officers on Regimental duties, Non - Ceremonial parades, for office work, for field work and when specially ordered by the Army Headquarters, Formation Headquarters, Colonel Commandants, Colonel of the Regiments, Centre Commandants or by Commanding Officers.

53. **Order of Dress.** The order of the Dress No 6 Female Pattern is as stated below:

Ser	Items	Description	Remarks
1.	Headdress	Cap Forage Green/Berets - Regimental Pattern (Colonel and above - Cap Forage Green with Red/ Maroon Band) (Beret for SLCMP only).	See Chapter 7 Annex B
2.	Cap Badge	1. Colonel and above - Embroidered Pattern. 2. Lieutenant Colonel and below Officers - Regimental Pattern.	See Chapter 7 Annex C
3.	Epaulettes	Dark Green/Olive Green Cloth.	See Chapter 7
4.	Collar Badges/Gorget Patches	1. Colonel and above - Collar Gorget Small Pattern. 2. Lieutenant Colonel and below Officers - Regimental Pattern Collar Badges.	See Chapter 7 Annex D
5.	Orders, Decorations and Medals	Ribbons.	See Chapter 12
6.	Badges	As per the Badge Regulations.	See Chapter 9
7.	Name Tag	To be worn.	See Chapter 7
8.	Lanyard	Nil.	
9.	Cane/Whip	SLCMP Officers only.	See Chapter 7
10.	Frock	Dark Green/Olive Green long up to knee level.	See Chapter 7
11.	Badges of Rank	Regimental Pattern Metal.	See Chapter 10
12.	Buttons	Buttons Plastic Black 1.4 cm, 4 Holes.	See Chapter 7
13.	Belt	1. Belt Leather Brown/ Nylon white 5.5 cm width. 2. Stable Belt Regimental Pattern.	See Chapter 7 Annex H
14.	Socks	Dark Green/Olive Green.	
15.	Footwear	Shoes Black Leather with Lace.	See Chapter 7 Annex E
16.	Hand Bag	Black with Shoulder Straps.	See Chapter 7

Note: SLCMP Officers are permitted to wear a White Belt and the MP Arm Band with this dress when on provost duties.

RESTRICTED

DRESS NO 6A - GENERAL PURPOSE WORKING DRESS (ALTERNATIVE)
FOR MALE OFFICERS

54. Dress No 6A will be worn by all Male Officers.
55. **Occasions when Worn.** Staff Officers during office duties.
56. **Order of Dress.** The order of the Dress No 6A Male Pattern is as stated below:

Ser	Items	Description	Remarks
1.	Headdress	Cap Peak Green/Beret (Colonel and above with Red/Maroon Band).	See Chapter 7 Annex B
2.	Cap Badge	1. Colonel and above - Embroidered Pattern. 2. Lieutenant Colonel and below Officers - Regimental Pattern.	See Chapter 7 Annex C
3.	Epaulettes	Dark Green/Olive Green Cloth.	See Chapter 7
4.	Collar Badges/Gorget Patches	1. Colonel and above - Collar Gorget Small. 2. Lieutenant Colonel and below Officers - Regimental Pattern Collar Badge.	See Chapter 7 Annex D
5.	Orders, Decorations and Medals	Ribbons only.	See Chapter 12
6.	Badges	As per the Badge Regulations.	See Chapter 9
7.	Name Tags	To be worn.	See Chapter 7
8.	Lanyard	To be worn.	See Chapter 7 Annex F
9.	Cane/Whip	To be worn.	See Chapter 7
10.	Shirt	Light Green Short Sleeves.	See Chapter 7
11.	Trousers	Dark Green/Olive Green.	See Chapter 7
12.	Badges of Rank	Metal Regimental Pattern.	See Chapter 10
13.	Buttons	1. Shirt - Buttons Plastic Black 1 cm, 4 Holes. 2. Trouser- Buttons Plastic Black 1.4 cm, 4 Holes.	See Chapter 7
14.	Belt	Belt Nylon Olive Green/Black with Nickel Plated/Black Buckle with Army Crest.	See Chapter 7 Annex H
15.	Socks	Dark Green/Olive green.	
16.	Footwear	Brogue Uppers/Boot High Leg Black/Brown.	See Chapter 7 Annex E

RESTRICTED

Notes:

1. Special Forces and SLCMP Officers are not permitted to wear Dress No 6A unless otherwise ordered.
2. Lieutenant Colonel and above may wear Black Patent Leather Shoes.
3. Adjutants and Staff Officers in the rank of Captain and below can wear Brogue Uppers black in lieu of Boot High Leg.

**DRESS NO 6A - GENERAL PURPOSE WORKING DRESS (ALTERNATIVE)
FOR FEMALE OFFICERS**

57. Dress No 6A will be worn by all Female Officers.
58. **Occasions when Worn.** Staff Officers during office duties.
59. **Order of Dress.** The order of the Dress No 6A Female Pattern is as stated below:

Ser	Items	Description	Remarks
(a)	(b)	(c)	(d)
1.	Headdress	Cap Forage Green (Colonel and above with Red/Maroon Band).	See Chapter 7 Annex B
2.	Cap Badge	1. Colonel and above - Embroidered Pattern. 2. Lieutenant Colonel and below Officers - Regimental Pattern.	See Chapter 7 Annex C
3.	Epaulettes	Dark Green/Olive Green Cloth	See Chapter 7
4.	Collar Badges/Gorget Patches	1. Colonel and above - Collar Gorget Small. 2. Lieutenant Colonel and below Officers - Regimental Pattern Collar Badges.	See Chapter 7 Annex D
5.	Orders, Decorations and Medals	Ribbons only.	See Chapter 12
6.	Badges	As per the Badge Regulations.	See Chapter 9
7.	Name Tags	To be worn.	See Chapter 7
8.	Lanyard	To be worn except SLAWC.	See Chapter 7 Annex F
9.	Cane/Whip	Nil.	See Chapter 7
10.	Shirt	Light Green, Step Collar, Short Sleeves.	See Chapter 7
11.	Skirt	Dark Green/Olive Green long up to knee level.	See Chapter 7
12.	Badges of Rank	Metal Regimental Pattern.	See Chapter 10

RESTRICTED

(a)	(b)	(c)	(d)
13.	Buttons	Shirt - Buttons Plastic Black 1 cm, 4 Holes.	See Chapter 7
14.	Belt	Belt Nylon Olive Green with Nickel Plated Buckle with Army Crest.	See Chapter 7 Annex H
15.	Socks	Dark Green/Olive Green.	
16.	Footwear	Shoes Black Leather with Lace.	See Chapter 7 Annex E
17.	Hand Bag	Black with Shoulder Straps.	See Chapter 7

Note: SLCMP Officers are not permitted to wear Dress No 6A unless ordered otherwise.

**DRESS NO 6B - GENERAL PURPOSE WORKING DRESS (ALTERNATIVE)
FOR FEMALE OFFICERS**

60. Dress No 6B will be worn by all Female Officers.

61. **Occasions When Worn.** This Dress will be worn for field duties, when attending Religious and Sports events or when specially ordered by the Army Headquarters, Formation Headquarters, Colonel Commandants/Colonel of the regiments, Centre Commandants or by Commanding Officers.

62. **Order of Dress.** The order of the Dress No 6B is as stated below:

Ser	Items	Description	Remarks
(a)	(b)	(c)	(d)
1.	Headdress	Cap Forage Green/Cap Peak Khaki SLCMP Pattern/Beret SLCMP Pattern (Colonel and above with Red/Maroon Band).	See Chapter 7 Annex B
2.	Cap Badge	1. Colonel and above - Embroidered Pattern. 2. Lieutenant Colonel and below Officers - Regimental Pattern.	See Chapter 7 Annex C
3.	Epaulettes	Dark Green/Olive Green Cloth.	See Chapter 7
4.	Collar Badges/ Gorget Patches	1. Colonel and above - Collar Gorget Small. 2. Lieutenant Colonel and below Officers - Regimental Pattern Collar Badges.	See Chapter 7 Annex D
5.	Orders, Decorations and Medals	Ribbons.	See Chapter 12
6.	Badges	As per the Badge Regulations.	See Chapter 9
7.	Name Tags	To be worn.	See Chapter 7
8.	Lanyard	To be worn except SLAWC.	See Chapter 7 Annex F

RESTRICTED

(a)	(b)	(c)	(d)
9.	Cane/Whip	SLCMP Officers only.	See Chapter 7
10.	Shirt	Dark Green/Olive Green, Short Sleeves, Stand Collar.	See Chapter 7
11.	Trouser	Dark Green/Olive Green, Slant Pockets, One Pleat.	See Chapter 7
12.	Badges of Rank	Metal Regimental Pattern.	See Chapter 10
13.	Buttons	1. Shirt - Buttons Plastic Black 1 cm, 4 Holes. 2. Trouser - Buttons Plastic Black 1.4 cm, 4 Holes.	See Chapter 7
14.	Belt	1. Belt Nylon Olive Green 3.5 cm Width Nickel Plated Buckle with Army Crest. 2. SLCMP will Wear White Colour 4.5 cm width Nylon Belt.	See Chapter 7 Annex H
15.	Socks	Dark Green/Olive Green.	
16.	Footwear	Shoes Black Leather with Lace.	See Chapter 7 Annex E
17.	Hand Bag	Black with Shoulder Straps.	See Chapter 7

Notes:

1. It is compulsory that all Officers of the SLCMP wear the MP arm on their Right Arm when on MP duties.
2. Three loops (12.5 cm x 2 cm) to be stitched to the trousers of SLCMP Officers.
3. Eight loops (3.9 cm x 0.9 cm) to be stitched to the trousers of other female Officers.

DRESS NO 7 - CAMOUFLAGE UNIFORM

63. Dress No 7 will be worn by all Male and Female Officers.
64. **Occasions when Worn.** On Combat or Field duties, including Field Training Exercises, or whenever specially ordered by the Army Headquarters, Formation Headquarters, Colonel Commandants, Centre Commandants or by Commanding Officers. This dress will not be worn for ceremonial events such as Guards of Honour, Guard Turn Out or Ceremonial Parades except Commando and Special Forces Regiments.

RESTRICTED

65. **Order of Dress.** The order of the Dress No 7 is as stated below:

Ser	Items	Description	Remarks
1.	Headdress	Helmet Military Pattern/Camouflage Cloth Caps/Beret Regimental Pattern.	See Chapter 7 Annex B
2.	Cap Badge	1. Brigadier and above Embroidered Pattern Stars. 2. No Cap Badge for Helmets.	
3.	Epaulettes	Camouflage Cloth - SLAC Black Cloth.	See Chapter 7
4.	Gorget Patches/Collar Badges	1. Colonel and above - Collar Gorget Small. 2. Lieutenant Colonel and below Officers - Nil.	See Chapter 7 Annex D
5.	Ribbons	Nil.	
6.	Badges	Embroidered.	See Chapter 9
7.	Name Tags	Embroidered.	See Chapter 7
8.	Lanyard	Nil.	
9.	Cane/Whip	Nil.	
10.	Tunic/Jacket	Camouflage Cotton.	See Chapter 7
11.	Trousers	Camouflage Cotton.	See Chapter 7
12.	Badges of Rank	Regimental Pattern Cloth Embroider Badges of Rank.	See Chapter 10
13.	Buttons	Olive Green Plastic 1.8 cm 4 Holes.	See Chapter 7
14.	Belt	Nylon.	See Chapter 7 Annex H
15.	Socks	Olive Green.	
16.	Footwear	Boot High Leg/Suede Black/ Brown/ Green/Grey Regimental Pattern.	See Chapter 7 Annex E

Notes:

1. It is not permitted to modify/vary the issued items of the dress.
2. Ribbons, Lanyards and Embroidered Badges should be worn while wearing beret on special occasions when ordered by the Army Headquarters, Formation Headquarters, Colonel Commandants/Colonel of the Regiments, Centre Commandants, Commandants of Army Training Establishments or by Commanding Officers.
3. Pouches may be worn in the conventional manner to hold ammunition magazines.
4. Camouflage or Regimental Pattern T-shirt to be worn in a manner that any letter or badge could not be visible.

RESTRICTED

5. It is compulsory that all Officers of the SLCMP wear the MP Arm Band on their Right Arm when on MP duties.
6. Commando Regiment and Special Force Regiment will only wear this dress for Guard Turn Out and Ceremonial Parades with Regimental pattern 5 cm Belt, Cravat and Gloves.

DRESS NO 8 - OLIVE GREEN/BLACK COMBAT DRESS

66. Dress No 8 will be worn by all Male and Female Officers.
67. **Occasions when Worn.** On Combat or Field duties, including Field Training Exercises or whenever specially ordered by Army Headquarters, Formation Headquarters, Colonel Commandants, Colonel of the Regiments, Centre Commandants or by the Commanding Officers. This dress will not be worn for ceremonial events such as Guard of Honour, Guard Turnout or Ceremonial Parades except Commando and Special Forces Regiments.
68. **Order of Dress.** The order of the Dress No 8 is as stated below:

Ser	Items	Description	Remarks
(a)	(b)	(c)	(d)
1.	Headdress	Helmet Military Pattern/Olive Green/Black Cloth Caps (Black for SLAC and SF)/Beret Regimental Pattern.	See Chapter 7 Annex B
2.	Cap Badge	1. Brigadier and above Embroidered Pattern Stars. 2. No Cap Badge for Helmets.	
3.	Epaulettes	Olive Green/ Black Cloth (Black for SLAC and SF).	See Chapter 7
4.	Gorget Patches	1. Colonel and above Collar Gorget Small Pattern. 2. Lieutenant Colonel and below Officers - Nil.	See Chapter 7 Annex D
5.	Ribbons	Nil.	
6.	Badges	Embroidered.	See Chapter 9
7.	Name Tags	Embroidered.	See Chapter 7
8.	Lanyard	Nil.	
9.	Cane/Whip	Nil.	
10.	Tunic/Jacket	Olive Green/Black (Black for SLAC and SF).	See Chapter 7
11.	Trousers	Olive Green/Black (Black for SLAC and SF).	See Chapter 7
12.	Badges of Rank	Regimental Pattern Cloth Embroider Badges of Rank.	See Chapter 10
13.	Buttons	Olive Green/Black 1.8 cm 4 Holes (Black for SLAC and SF).	See Chapter 7

RESTRICTED

(a)	(b)	(c)	(d)
14.	Belt	Nylon.	See Chapter 7 Annex H
15.	Socks	Olive Green.	
16.	Footwear	Boot High Leg/Suede (Black/Brown/ Green/Grey) Regimental Pattern.	See Chapter 7 Annex E

Notes:

1. It is not permitted to modify/vary the issued items of the dress.
2. Ribbons, Lanyards and Embroidered Badges should be worn while wearing berets on special occasions when ordered by the Army Headquarters, Formation Headquarters, Colonel Commandants/Colonel of the Regiments, Centre Commandants, Commandants of Army Training Establishments or by Commanding Officers.
3. Pouches may be worn in the conventional manner to hold ammunition magazines.
4. Olive Green or Regimental Pattern T-shirt to be worn in a manner that any letter or badge could not be visible.
5. It is compulsory that all Officers of the SLCMP wear the MP Arm Band on their right Arm when on MP duties.
6. Commando Regiment and Special Forces will wear the dress only for Guard Turn Out and Ceremonial Parades with Regimental pattern 5 cm Belt Cravat and Gloves.

DRESS NO 9 - MATERNITY DRESS

69. Dress No 9 may be worn by all Female Officers.
70. **Occasions when Worn.** During pregnancy period with the authority of an Army Medical Officer.
71. **Order of Dress.** The order of the Dress No 9 is as stated below:

Ser	Items	Description	Remarks
(a)	(b)	(c)	(d)
1.	Headdress	Cap Forge Green (Colonel and above Red/Maroon Band).	See Chapter 7 Annex B
2.	Cap Badge	1. Colonel and above - Embroidered Pattern. 2. Lieutenant Colonel and below Officers - Regimental Pattern.	See Chapter 7 Annex B

RESTRICTED

(a)	(b)	(c)	(d)
3.	Epaulettes	Dark Green/Olive Green Cloth.	See Chapter 7
4.	Collar Badges/Gorget Patches	1. Colonel and above - Collar Gorget Small. 2. Other Officers - Regimental Pattern Collar Badge.	See Chapter 7 Annex D
5.	Orders, Decorations and Medals or Ribbons	Nil.	
6.	Badges	As per the Badge Regulations.	See Chapter 9
7.	Name Tags	Nil.	
8.	Pinafore	Green Cotton.	See Chapter 7
9.	Shirt	Light Green Polyester Short Sleeves.	See Chapter 7
10.	Badges of Rank	Metal Regimental Pattern.	See Chapter 10
11.	Buttons	Black.	
12.	Belt	Nil.	
13.	Footwear	Sandals Leather Black (Flat Heel).	
14.	Hand Bag	Black with Shoulder Straps.	

DRESS NO 10 - FEMALE MEDICAL OFFICER WORKING DRESS

72. Dress No 10 may be worn by all Lieutenant Colonel and above Female Medical Officers.

73. **Occasions when Worn.** This dress is worn during working hours at hospitals.

74. **Order of Dress.** The order of the Dress No 10 is as stated below:

Ser	Items	Description	Remarks
(a)	(b)	(c)	(d)
1.	Headdress	Cap Forge Green (Colonel and above with Maroon Band).	See Chapter 7 Annex B
2.	Cap Badge	1. Colonel and above - Embroidered Pattern. 2. Lieutenant Colonel and below Officers - Regimental Pattern.	See Chapter 7 Annex C
3.	Epaulettes	Dark Green/Olive Green Cloth.	See Chapter 7
4.	Gorget Patches/ Collar Badges	1. Colonel and above - Collar Gorget Small. 2. Lieutenant Colonel and below Officers - Regimental pattern Collar Badges.	See Chapter 7 Annex D
5.	Orders, Decorations and Medals	Ribbons.	See Chapter 12

RESTRICTED

(a)	(b)	(c)	(d)
6.	Badges	As per the Badge Regulations.	See Chapter 9
7.	Name Tags	Nil.	
8.	Aiguillettes/ Lanyards	Nil.	
9.	Cane/Whip	Nil.	
10.	Saree	Green Colour.	
11.	Blouse	Light Green Polyester with Flaps for Wearing of Ranks.	
12.	Badges of Rank	Metal Regimental Pattern.	See Chapter 10
13.	Footwear	Flat Heel Leather Slippers Black.	

DRESS NO 11 - PHYSICAL TRAINING DRESS FOR MALE OFFICERS

75. Dress No 11 will be worn by all Male Officers.

76. **Occasions when Worn.** This dress is worn for Physical Training Tests and routine Physical Training Exercises.

77. **Order of Dress.** The order of the Dress No 11 Male Pattern is as stated below:

Ser	Items	Description	Remarks
1.	T-shirt	T-shirt White with Collar Short Sleeves, with Buttons.	As per the Army Annual Free Issues.
2.	Short	White.	As per the Army Annual Free Issues.
3.	Socks	White.	As per the Army Annual Free Issues.
4.	Footwear	Jogging/Sports Shoes White.	As per the Army Annual Free Issues.
5.	Sport Jacket/Bottom	Regimental Pattern	As ordered only.

Notes:

1. Regimental pattern sports T-shirts, Jackets and Tracksuit Bottoms will be worn when ordered by the Army Headquarters, Formation Headquarters, Centre Commandants, Commandants of the Training Institutes or Commanding Officers.

2. Regimental pattern T-shirts and Tracksuit Bottoms will be worn for recreations.

RESTRICTED

DRESS NO 11 - PHYSICAL TRAINING DRESS FOR FEMALE OFFICERS

78. Dress No 11 will be worn by all Female Officers.

79. **Occasions when Worn.** This dress is worn for Physical Training Tests and routine Physical Training Exercises.

80. **Order of Dress.** The order of the Dress No 11 Female Pattern is as stated below:

Ser	Items	Description	Remarks
1.	T-shirt	T-shirt White with Collar Short Sleeves, with Buttons.	As per the Army Annual Free Issues.
2.	Tracksuit Bottom	Dark Blue.	
3.	Socks	White.	As per the Army Annual Free Issues.
4.	Footwear	Jogging/Sports Shoes White.	As per the Army Annual Free Issues.
5.	Sport Jacket/Bottom	Regimental Pattern.	As ordered only.

Notes:

1. Regimental pattern sports T-shirts, Jackets and Tracksuit Bottoms will be worn when ordered by the Army Headquarters, Formation Headquarters, Centre Commandants, Commandants of the Training Institutes or Commanding Officers.
2. Regimental pattern T-shirts and Tracksuit Bottoms will be worn for recreations.

(INTENTIONALLY BLANK)

RESTRICTED

CHAPTER FOUR

ARMY DRESS REGULATIONS - OTHER RANKS

GENERAL

1. This order lays down the Dress to be worn by all Other Ranks of the Regular and Volunteer Forces of the Sri Lanka Army. The adoption of unauthorised patterns of Dress, Clothing and Equipment, Emblems or Embellishments is strictly prohibited. Colonel of the Regiments/Colonel Commandants and Commanding Officers are to ensure that no deviations are made from those patterns of uniform, which have been authorised by the Commander of the Army.

PATTERNS OF MILITARY ACCOUTREMENTS

2. Detail descriptions of military accoutrements of all Regimental Patterns of uniforms, badges of ranks, buttons, belts, footwear, etc are laid down in these orders. Sealed patterns of every military accoutrement is kept at the Directorate of Personnel Administration and Directorate of Ordnance Services for references. The Regimental Centres too should maintain the Sealed Patterns pertaining to the regiment. These regulations contain illustrations of the different patterns of uniform.

3. Colonel of the Regiments/Colonel Commandants and Commanding Officers shall not introduce or sanction any unauthorised deviation from the approved pattern of dress, clothing, equipment or badge for experimental or any other purpose.

FREE ISSUES

4. All items of kit, equipment and clothing are issued free to all Other Ranks, both in the Regular Force and Volunteer Force. A soldier also receives free replacements for worn out items and cleaning and mending material to maintain his uniforms. Therefore, his turnout is expected to be of a high standard always. Details of such replacements and cleaning material issues are given in relevant Army Orders.

WARM CLOTHING ALLOWANCE

5. On posting to certain cold weather countries on courses of training, Other Ranks will receive a Warm Clothing Allowance based on stipulated Government Regulations.

6. Details of existing Warm Clothing Allowance are published in relevant Army Orders and subject to review from time to time.

RESTRICTED

HAIR, MOUSTACHE AND BEARD

7. The laid down procedures for Hair, Moustache and Beard are as follows:

a. **Hair.**

(1) **Male.** Other Ranks at all times should have a decent short hair cut in such a manner that the hair does not touch the ears or the collar of any uniform worn. The back of the neck should be shaved up to a minimum of 1 cm above the collar and the sideburns should not be grown below the line of the first cut of the ear. When wearing headwear, hair should not be visible on the forehead. Other Ranks are authorised to remain bold headed only on the recommendation of a Medical Officer and with the approval of Director Personnel Administration (See Annex A).

(2) **Female.** Other Ranks who possess long hair will tie up such hair enabling to wear the headgear. Those who opt to have short hair, will have their hair done in a manner that the hair does not touch the collar of any uniform worn (See Annex A).

b. **Moustache.** Those who opt to have moustache may grow upward and circle the end points. Moustaches will not be permitted to drop below the line of the upper lip. Any hair below the line of the upper lip will be trimmed (See Annex A).

c. **Beard.** Other Ranks are not permitted to grow their beard except Other Ranks who are in the operational strength of Commando, Special Force Regiments and Military Intelligence Corps. They are permitted to grow beard with the approval of respective Colonel of the Regiment (See Annex A).

MAINTENANCE OF UNIFORM

8. An Other Ranker is paid a monthly Uniform Upkeep Allowance. Therefore, an Other Ranker is expected to maintain a high standard of turnout always.

TRANSFERS

9. Other Ranks transferred to another Regiment or Corps should adopt the Dress Regulations of the new Regiment or Corps.

RESTRICTED

WEARING OF UNIFORM

10. Other Ranks should wear regulation uniforms when on duty, attending field training camps and schools of instruction, when travelling in service transport and when doing Courier or Escort duties unless ordered by the Commanding Officer/Head of the Establishment. When wearing uniform, should always wear a waist belt and appropriate headwear except when dining in the mess/club or is excused from wearing these items on medical reasons. Items of clothing issued to Other Ranks will not be worn separately or with plain clothes. All ranks will wear headdress when appearing outdoors in public in uniform.

11. Other Ranks attending courses of training in Sri Lanka and abroad will wear authorised uniforms as ordered by the respective Training Institutions.

12. Other Ranks will not wear uniforms for private purposes or private functions including weddings without authority from their Commanding Officers. Commanding Officers/Head of the Establishments may (at their discretion), permit Other Ranks who have more than six months of service to wear plain clothes when not on duty.

13. No Other Ranks shall leave his quarters, barracks, office and places of work unless properly dressed.

14. Other Ranks when walking in open areas/travelling in vehicles should always be properly dressed.

15. Every Warrant Officer Class I will wear his/her uniform trousers so that the bottom parts of the trousers over the Boot High Leg are not tucked for the Dress No 1, 1A, 4, 4A, 6, 6A, 6B and the bottom parts of the trouser should be tucked inside to the Boot High Leg for the Dress No 4 and 6 when on the parade ground or at a parade. Other than Warrant Officer Class I, every Male Other Ranker should wear his uniform trousers in a manner where the bottom parts of the trousers should be tucked inside to the Boot High Leg for every dress unless in medical category X-BOOT.

16. Orderlies to the Senior Officers and the Drivers of the Staff and Service Vehicles will wear Dress No 4 when attending events where the Officers are wearing Dress No 1, 2, 2A, 3 and 4.

OTHER RANKS WILL NOT WEAR UNIFORM

17. Except in attending official social functions nominated by the Army Headquarters and Regimental Headquarters, Other Ranks are not permitted to wear uniform for private purposes or functions without the approval from the Commander of the Army.

18. Other Ranks will not under any circumstances avail themselves for private purposes of the license and advantages, which accrue from the wearing of uniform. This also applies to Other Ranks visiting public places or Police Stations for their personal needs.

RESTRICTED

19. Wearing of uniform will be discouraged when walking out/going out shopping.
20. Regulation uniform must not be worn at fancy dress balls etc, however there is no objection against wearing obsolete military uniform on such occasions.

OTHER RANKS MAY BE DRESSED IN MUFTI

21. When travelling from or to a railway station/airport/bus stand, or when proceeding or arriving on duty.
22. When proceeding to or returning from organised games and other recreational activities, whether as participants or spectators.
23. When travelling on duty in any public or private conveyance.

HEADDRESS

24. Other Ranks of all Regiments will wear the headdresses as illustrated below (See Chapter 7 and Annex B):

Ser	Type	Dress	Remarks
(a)	(b)	(c)	(d)
1.	Cap Peak Ceremonial	No 1, 2, 4 & 4A	1. RSM of AHQ, ASM of SLMA, All RSMs of RHQs and RSMs of Colour Units for Dress No 1, 2, 4 and 4A. 2. All other WO I for Dress No 2, 4 and 4A.
2.	Cap Peak Khaki	No 6 and 6A	1. All Male Class I Warrant Officers. 2. SLCMP Male Other Ranks with Scarlet Crown.
3.	Cap Forage Green Female Pattern	No 6, 6A & 6B	All Female Class I Warrant Officers.
4.	Side Hat	No 1, 2, 4 & 4A	1. Sergeant and above male Other Ranks of approved Regiments for No 2 Mess Dress. 2. All SLA, SLE and SLSC Other Ranks for No 4 and 4A Dress. 3. Members of SLA Saluting Battery for No 1 Dress.
5.	Cap Forage Red SLCMP Pattern with Scarlet Crown	No 1A, 4, 6, 6B, 7 & 8	SLCMP Female Other Ranks.
6.	Beret	No 4, 4A, 6, 6A, 6B & 9	Warrant Officer Class II and below Other Ranks.

RESTRICTED

(a)	(b)	(c)	(d)
7.	Puggerie Cap Ceremonial	No 1A & 12	1. SLCMP Other Ranks. 2. Members of Bands as Regimental Pattern.
8.	Camouflage and Olive Green/Black Cap Cloth	No 7 & 8	All Other Ranks (SLAC and SF will Wear Black Cap for Dress No 8).
9.	Steel Helmet Green	No 7 & 8	All Other Ranks.
10.	Nursing Cap	No 10	Female Other Rank Nurses.
11.	Safety Helmet	No 8A	Tradesmen of SLE, CES, SLAOC, SLASC and SLEME.

CAP BADGES

25. Regimental Pattern Cap Badges to be worn with Regimental colour backing. Steel Helmet, Safety Helmet and Nursing Cap will not have a Cap Badge. All Other Ranks will wear cap badges as indicated below (See Chapter 7 and Annex C):

Ser	Type	Dress	Remarks
1.	Badges Cap Regimental Pattern Pin/Clip Type	No 1, 2, 4, 4A, 6, 6A, 6B & 9	All Other Ranks.
2.	Regimental Pattern Embroidered	No 1A No 12	SLCMP Other Ranks and Other Ranks of Bands.
3.	Air mobile Plastic Tag	No 7 & 8	Other Ranks of Airmobile Brigade for Camouflage/Olive Green Cloth Cap.

COLLAR BADGES

26. Regimental Pattern Collar Badges are to be worn with Regimental colour backing. All Other Ranks will wear Collar badges as indicated below (See Chapter 7 and Annex D):

Ser	Type	Dress	Remarks
1.	Badges Collar Regimental Pattern	No 1, 2, 4, 4A, 6, 6A, 6B, 9 & 12	All Other Ranks as per Regimental Pattern.
2.	Embroidered Regimental Pattern	No 1A No 12	SLCMP Other Ranks and Other Ranks of Bands.

RESTRICTED

INSIGNIA

27. Badges of the Rank of Other Ranks will be worn as follows (See Chapter 10):

Ser	Type	Dress	Remarks
1.	Metal	No 1, 1A, 2, 4, 4A, 6, 6A, 6B, 9 & 10	All Warrant Officers/Staff Sergeants/Colour Sergeants.
2.	Embroidered	No 7 and 8	Staff Sergeants/Colour Sergeants and above.
3.	Cloth Strips 5 mm Wide	No 4, 4A, 6, 6A, 6B, 7, 8, 9 & 10	Staff Sergeants/Colour Sergeants and below.
4.	Embroidered Strips	No 1A, 2 & 12	1. Staff Sergeants/Colour Sergeants and above for No 2. 2. SLCMP for No 1A. 3. Band Members for No 12.

FOOTWEAR

28. Drivers other than A and C vehicles will not wear boots which restrict the movement of the ankle while driving. Drivers will instead wear Shoes Black which will be issued in lieu of Boot High Leg.

29. Male Warrant Officer Class I will wear Shoes Black Leather with lace for Dress No 1, 1A, 2, 6 and 6A. Male Sergeant and above will wear the same shoes for Dress No 2 Mess Dress. All Female Other Ranks will wear Shoes Leather Black female pattern with lace for Dress No 1, 1A, 4, 6, 6A, 6B and 10.

30. Tradesmen and others engaged in sedentary duties may wear Rubber-Soled Boots with the recommendation of a Medical Officer.

31. Other than above personnel, every Other Ranker should wear Boot High Leg for uniforms. If an Other Ranker is medically categorised as 'Ex-Boot', he/she will be authorised to wear Rubber Soled Sandal (Black) instead of Boot High Leg. Boots, shoes and other types of footwear worn with uniform, will at all times be polished and clean.

32. Shoes of suede leather, or ornamental pattern highly coloured or with fancy fastenings are not to be worn with uniform (See Chapter 7 and Annex E).

33. Dark Blue, Black or Olive Green socks are only be worn with their respective order of dress. Socks of fancy design or of unauthorised colour are not to be worn.

RESTRICTED

Ser	Type	Dress	Remarks
1.	Boot High Leg Regimental Pattern	No 1, 1A, 4, 4A, 6, 6A, 7, 8, 8A &11A	1. All Male Other Ranks. 2. All Female Other Ranks with Dress No 7 and 8. 3. Blue/Black/Olive Green Socks.
2.	Stud Boot High Leg/ Suede Leather Regimental Pattern	No 1 & 4	All Male Other Ranks for Parades when ordered.
3.	Boot High Leg Suede Leather Green/Brown/ Black/Grey	No 7 & 8	1. All Other Ranks of Airmobile (Green), Commando Regiment (Brown), Special Force Regiment(Black) and Female Special Operation Support Group (Grey). 2. Olive Green Socks.
4.	Shoes Leather Black	No 1, 1A, 2, 6 & 6A	1. All Male Warrant Officers Class I. 2. All Male Senior Non Commissioned Officers for No 2.
5.	Shoes Leather Black Ladies Pattern	No1, 1A, 4, 6, 6A, 6B & 10	1. All Female Other Ranks. 2. Olive Green Socks.
6.	Shoes Court Black	No 1 & 2	1. All Female Warrant Officers Class I. 2. Stocking as appropriate.
7.	Sandals with High Heel	No 2	All Female Sergeant and above for No 2.
8.	Black Leather Flat Heal Sandals	No 9	All Female Other Ranks.
9.	Jogging/Sport Shoe Other Ranks Pattern	No 11	All Other Ranks.
10.	Olive Green Canvas	No 8A & 11	1. All Other Rank Tradesman for No 8A. 2. All Male Other Ranks for No 11.
11.	Boot High Leg Black/Brown with Spats	No 12	All Other Ranks of Band.
12.	Boot Wellington Moulded Black Rubber		All Other Ranks during rainy season as ordered.

ANKLETS

34. Anklets White will be worn by all SLCMP Other Ranks and Regimental Police personnel. All Male Other Ranks except SLAC, SLA, MIR, CR will wear anklets when on parades with Dress No 4.

SPECTACLES

35. Tinted spectacles should not be worn with uniform unless authorised by a Medical Officer on medical reasons.

RESTRICTED

DARK GLASSES

36. Dark glasses can only be worn by Other Ranks when detailed for escort duties of His Excellency the President and the VVIP/VIPs.

NAME TAGS

37. Other Ranks will wear Name Tags as per the given specifications in Chapter 7. Name Tags will not be worn with Dress No 1, 1A, 2, 4, 4A and 9.

IDENTITY TAGS

38. All Other Ranks will wear the Identity Tag around the neck. The tag will be of metal including the Regiment, Service Number and Blood Group engraved on it. Nevertheless name is not include in the tag.

LANYARDS

39. All Male Other Ranks of all Regiments/Corps will wear Regimental Pattern Lanyard However Warrant Officers Calss I of SLAC will not wear Lanyard for Dress No 4. SLCMP Other Ranks will not wear lanyard when on field duties with Dress No 4 and 6. Female Other Ranks other than SLCMP and SLAWC will wear lanyards on authorised side of the shoulder with Dress No 4, 6A and 6B. Lanyards may be worn round the left/right shoulder with the end curving up to a point on the breast pocket near the button. Patterns for Regimental Lanyards as given in this Regulation should be worn with the knotted end to the rear. Detail Patterns of Regimental Lanyards are illustrated in Chapter 7 and Annex F of this regulation.

BADGES AND TAGS

40. Other Ranks may only wear following authorised badges and tags as ordered in Sri Lanka Army Badge Regulations. For details see the Sri Lanka Army Badge Regulations (See Chapter 9).

- a. National Flag (during overseas service, visits and training courses).
- b. Regimental Identification Badge.
- c. Formation Badge (Only during the serving period of respective formation).
- d. Training School Badge (only during the serving of respective training school).
- e. Qualification Badges/Trade Badges.
- f. Pre Service Identification/Service Appreciation Badge.
- g. Shoulder Tags as ordered.

RESTRICTED

JEWELLERY AND TRINKETS

41. Other Ranks are not authorised to wear any jewellery/trinkets such as charms, talismans, bracelets and chains etc. visibly other than the wedding/engagement ring with their uniform. Female Other Ranks may wear authorised pattern earrings and no dangled earring allowed (See Annex G).

WRIST WATCHES

42. Wrist watches will not be worn on parade and highly coloured or fancy type wrist watches are not to be worn with uniform.

MOURNING BANDS

43. When attending state or service funerals, Warrant Officers will wear black colour crepe or cloth Mourning Band of the size of 9.5 cm wide, around the left shirtsleeve of Dress No 4. It should not be worn at ceremonies such as Remembrance Day parades or at Unveiling of Memorials. Warrant Officers when in uniform in Non-military Mourning may, wear a Mourning Band as described above.

OVERALLS

44. Colonel of the Regiment/Colonel Commandant/Commanding Officer may authorise denims or 'denim overalls, of approved pattern to be worn in lieu of normal dress in workshops, on operations, recovery, weapon training, and Battle Physical Training.

TUNIC/JACKET/SHIRT

45. The illustration of Tunic/Jacket /Shirt will be as follows (See Chapter 7).

Ser	Type	Dress	Remarks
(a)	(b)	(c)	(d)
1.	Blue/Green Tunic Jackets	No 1	1. RSM of AHQ, ASM of SLMA, All RSMs of RHQs and Colour Units/Battalions. 2. Members of an Artillery Saluting Battery.
2.	Tunic Scarlet with Gold Embroidered Collar and Epaulettes	No 1A	SLCMP only.
3.	Mess Jacket Regimental Pattern	No 2	Warrant Officer Class I.
4.	Long Sleeve Shirt White with Marcella front, Bow-Tie Black	No 2	Warrant Officer Class I.
5.	Long Sleeve Shirt White with shoulder straps, Bow-Tie Black	No 2	All Male Senior Non Commissioned Officers except Warrant Officer Class I.

RESTRICTED

(a)	(b)	(c)	(d)
6.	Oxford Blue with Saffron Colour Strips Handloom Cotton Saree	No 2	All Female Senior Non Commissioned Officers Except Warrant Officer Class I.
7.	Olive Green/Dark Green Polyester Jacket with Step Collar, Long Sleeves	No 4	All Male Other Ranks.
8.	Olive Green/Dark Green Polyester Jacket, Step Collar, Short Sleeved with four Pocket Flaps	No 4	All Female Other Ranks.
9.	Olive Green/Dark Green Polyester Jacket, Step Collar, Long Sleeved with Light Green Polyester Long Sleeved Shirt, Stand up Collar, Green Tie	No 4A	All Male Other Ranks.
10.	Olive Green/Dark Green Polyester Shirt with Stand up Collar, Short Sleeves	No 6 & 6B	All Other Ranks.
11.	Olive Green/ Dark Green Frock	No 6	All female Other Ranks.
12.	Light Green Polyester Shirt with Stand-up / Step Collar, Short Sleeves	No 6A & 9	All Other Ranks (Stand up Collar for Male and Step Collar for Female).
13.	Camouflage Cotton Jacket Long Sleeved and 4 x Expandable Breast/Hip Pockets	No 7	All Other Ranks.
14.	Olive Green/Black Cotton Jacket Long Sleeved and 4 x Expandable Breast/Hip Pockets	No 8	All Other Ranks (SLAC, CR and SF will Wear Black Colour).
15.	Olive Green/Black Overall	No 8A	All Other Rank Tradesman.
16.	Olive Green/ Dark Green Polyester Pinafore	No 9	All Female Other Ranks.
17.	Olive Green Polyester Frock with Short Sleeves, White Apron	No 10	All Female Other Rank Nurses.
18.	Regimental Pattern Tunic Band Jacket	No 12	All Other Ranks of Band.

SHIRT SLEEVES

46. Shirt sleeves in Dress No 4 will be folded above the elbow by Male Other Ranks in a manner that the width of the fold is not less than 6 cm and not more than 8 cm (approximately 2½ inch).

RESTRICTED

47. Shirt sleeves of Dress No 7 and 8 will be folded above the elbow in a manner where printed area of camouflage and sleeve buttons are visible when folded. Width of the fold is not less than 6 cm and not more than 8 cm (approximately 2½ inch). These uniforms may be worn with long sleeves when ordered for special occasions.

48. The shirt sleeves should be folded to an extent when the arm is bent at right angles at the elbow the lower edge of the fold just touches the bent lower arm.

49. The hem of the sleeves of Female Other Ranks should be plain without any cloth border.

50. Sleeves should not be stitched in such a manner that the sleeve is fit or tight on the arm.

TROUSERS

51. All Other Ranks may wear their trousers in a manner when standing up right, the front pleat from waist band to bottom must not be folded in any way. The diameter of the leg opening must be within 14 -18 inches and no less or more than that. Trousers should not be tight or fit on the thigh, calf or instep. The illustration of trousers will be as follows (See Chapter 7):

Ser	Type	Dress	Remarks
1.	Blue/Green Trouser Regimental Pattern	No 1, 1A & 2	1. Authorised Male RSM for Dress No 1. 2. Male WO I for Dress No 2. 3. Other Ranks of SLA Gun Saluting Bty. 4. SLCMP Other Ranks for No 1A.
2.	Blue/Green Skirt long up to knee level	No 1, 1A & 2	1. Authorised Female RSMs for dress No 1. 2. Female WO I for Dress No 2. 3. SLCMP Other Ranks for No 1A.
3.	Olive Green/Dark Green Polyester Trouser	No 4, 4A, 6, 6A & 6B	1. All Male Other Ranks. 2. Female Other Ranks for 6B.
4.	Olive Green/Dark Green Skirt long up to knee level	No 6A	All Female Other Ranks.
5.	Camouflage Cotton Trousers with Four Expandable Pockets	No 7	All Other Ranks.
6.	Olive Green/Black Cotton Trousers with Four Expandable Pockets	No 8 & 8A	All Other Ranks (SLAC, CR and SF will Wear Black Colour).

RESTRICTED

MEDALS

52. Standard medals will be worn before sunset with Dress No 1, 1A, 4 and 4A. Standard medals should not be worn with Dress No 1 after sunset unless otherwise ordered. Miniatures will be worn with Dress No 2 by Warrant Officer Class I. Medals are not worn on regimental duties and mess functions unless ordered. However, with Dress No 2, Miniatures are always worn. The correct positioning of medals is illustrated in subsequent diagrams under these regulations. The order of precedence of medals and decorations will be as published in Army Orders. For details see Chapter 7 of these regulations.

RIBBONS

53. Ribbons will be worn with Dress No 2 (WO II & below), 6, 6A and 6B and 4A when it is worn as a Winter Dress. Ribbons will be of authorised material and will not be covered over. Ribbons will be worn so that the bottom edge is in line with the top seam of the left side shirt pocket and centred with the shirt button. The size and order of wear is specified in Chapter 7 of these Regulations.

SWORDS

54. Swords in Leather Scabbards will be worn only by RSM of AHQ, ASM of SLMA, RSM of all Army Training Centres, Regimental Sergeant Majors of RHQs and the Colour Units/Battalions. However, the sword will not be drawn unless for training purposes and special occasions such as when trooping colours. Drill Instructors and student drill instructors will wear and draw swords for training purposes in parade square. Other Warrant Officers Class I or lower ranking Other Ranks are not permitted to wear swords.

55. Slung swords in metal scabbards shall be carried by Warrant Officer Class I Regimental Sergeant Majors who have qualified as Drill Instructors and Warrant Officer Class I Drill Instructors only when authorised the sling consists of a set of one Short and one Long sling. The Short sling is fastened by the square end, to the brass die on the waist belt at the left hip; the pointed end is fastened to the upper ring of the sword scabbard. The rear Long sling is fastened by the square end to the brass die in the centre of the back of the waist belt and the pointed end is fastened to the lower ring of the sword scabbard.

WHISTLE

56. Silver Colour Whistle should be hooked to the end point of lanyard by all Other Ranks. Silver Whistle with silver chain will be worn by Other Ranks of SLCMP.

RESTRICTED

CANE/WHIP/BATONS

57. ASMs/RSMs are authorised to use Canes. All Drill Instructors will carry Pace Sticks. Cane of Regimental Pattern will be worn by all Regimental Police personnel (See Chapter 7).

WAIST BELTS

58. The Waist Belts to be worn with respective dresses will be as below (See Chapter 7 and Annex H):

Ser	Type	Dress	Remarks
1.	Sam Browne Belt Brown/Black Regimental Pattern	No 1, 1A, 4, 4A & 6	Warrant Officer Class I as ordered.
2.	Belt Leather Brown/Black	No 4, 4A & 6	All Other Ranks (SLAC, SLSR and SF will wear Black Colour).
3.	Nylon Olive Green/Black with Nickel plated/Black buckle	No 6A, 6B, 7 & 8	All Other Ranks (SLAC and SF will Wear Black Colour).
4.	Belt Web White SLCMP Pattern with White Cross Strap	No 1A, 4, 4A, 6, 6B, 7 & 8	SLCMP Other Ranks.
5.	Stable Belt	No 6 & 6B	All Other Ranks.
6.	Belt RQMS Brown/Black	No 4, 4A, 6 & 6B	All RQMSs (SLAC, SLSR and SF will wear Black Colour).
7.	Belt Web Olive Green	No 6	Male Other Ranks.
8.	Belt Drill Instructors (Foreign) White/Black	No 4, 4A, 6 & 6B	All Drill Instructors (SLAC, SLSR and SF will wear Black Colour).
9.	Regimental Pattern Belt/Sash	No 12	All Other Ranks of Band.

PISTOL HOLSTER AND POUCHES

59. White Pistol Holster and White Web Pouches will be worn by all SLCMP Other Ranks.

SHOULDER CORD/EPAULETTES

60. Regimental Pattern Shoulder Cords/Epaulettes will be worn by SLCMP for Dress No 1A and by members of the bands.

RESTRICTED

BUTTONS

61. Buttons to be worn will be as follows (See Chapter 7):

Ser	Type	Dress	Remarks
1.	Buttons General Service Gold/Silver/Black	No 1, 1A, 2, 4, 4A & 12	All Other Ranks.
2.	Buttons Plastic Black 1 cm, 4 Holes	No 6A	All Other Ranks.
3.	Buttons Plastic Olive Green 1.4 cm, 4 Holes	No 6 & 6B	All Other Ranks.
4.	Buttons Plastic Olive Green 1.8 cm, 4 Holes	No 7 & 8	All Other Ranks.

SPECIAL POINTS ON DRESS

62. Mixed dress will not be worn under any circumstances. For example, a trouser of military pattern will not be worn with a civil shirt and vice versa. The same applies to wearing of military pattern shoes with civilian dress or fancy shoes with uniform.

63. Under no circumstances should military pattern trousers and shirts of two different shades be worn.

BANDOLIER

64. Leather Brown Bandolier will only be worn by Gunner to Staff Sergeant of Artillery Regiment.

SASHES

65. A Sash of authorised colours/pattern may be worn across the chest by Sergeants and Colour Sergeants of Colour Regiments and the Regiments with standards. Warrant Officers of Regiments, which have received colours/standards, will also wear a sash as authorised.

SECURITY OF KIT

66. Other Ranks will not lend any items of kit, equipment or clothing issued to them. They will ensure that their kit and uniforms are always readily available and well maintained for immediate use.

67. Other Ranks will not keep items of kit, equipment or clothing at their homes or not allowed to take them outside without prior approval, however, will keep them under lock and key in a military premises.

RESTRICTED

CHAPTER FIVE

DRESS ORDERS FOR OTHER RANKS

1. This order lays down the dress to be worn by all Other Rank in the Army.

TYPES OF DRESS

2. The following types of Dress will be worn by Other Ranks:
 - a. No 1 - Ceremonial Blues/Greens (Authorised Regimental Sergeant Majors and members of Saluting Battery only).
 - b. No 1A - Ceremonial Scarlet (SLCMP only).
 - c. No 2 - Mess Dress (Sergeant and above only).
 - d. No 4 - Review Order.
 - e. No 4A - Wedding Dress.
 - f. No 6 - General Purpose Working Dress.
 - g. No 6A - General Purpose Working Dress (Alternative).
 - h. No 6B - General Purpose Working Dress (Alternative) Female Other Ranks.
 - i. No 7 - Camouflage Uniform.
 - j. No 8 - Olive Green/Black Combat Dress (Only SLAC/SF Other Ranks are authorised to wear Black Combat Dress).
 - k. No 8A - Working Dress (Tradesmen).
 - l. No 9 - Maternity Dress.
 - m. No 10 - General Purpose Working Dress (Female Nurses only).
 - n. No 11 - Physical Training Dress.
3. In addition to these, Colonel Commandants/Colonel of the Regiments, Commandants of Regimental Centres, Commandants of Training Establishments or Commanding Officers will specify the dress to be worn in Regiments/Corps for the under mentioned purposes:
 - a. Weapon Training.
 - b. Walking Out.
 - c. Any other Special Purpose.

RESTRICTED

DRESS NO 1 - CEREMONIAL BLUES/ GREENS FOR OTHER RANKS

4. Dress No1 will only be worn by the Regimental Sergeant Major Army Headquarters, Academy Sergeant Major of Sri Lanka Military Academy, Male and Female Regimental Sergeant Majors of all Regimental Headquarters, Colour Units, and members of Artillery Saluting Battery. Regimental Sergeant Majors/Academy Sergeant Majors must be in the Rank of Warrant Officer Class I.

5. **Occasions when Worn.** All State and Military Ceremonies, Members of a Saluting Battery when taking part in Gun Salute or as ordered by the Army Headquarters, Formation Headquarters, Colonel Commandants/Colonel of the Regiments, Centre Commandants or by Commanding Officers.

6. **Order of Dress.** The order of Dress No 1 Other Ranks Pattern is as stated below:

Ser	Items	Description	Remarks
(a)	(b)	(c)	(d)
1.	Headdress	Cap Peak Ceremonial Regimental Pattern/ Side Hat Regimental Pattern.	See chapter 7 Annex B
2.	Cap Badge	Metal Regimental Pattern.	See chapter 7 Annex C
3.	Epaulettes	Blue/Green Cloth Epaulettes without Ribbon Boarder.	See chapter 7
4.	Collar Badges	Regimental Pattern.	Annex
5.	Orders, Decorations and Medals	Standard Medals to be worn.	See chapter 12
6.	Badges	As per the Badge Regulations.	See chapter 9
7.	Name Tags	Nil.	
8.	Cane	Regimental Sergeant Majors, Academy Sergeant Majors only.	See chapter 7
9.	Tunic	Blue/ Green Regimental Pattern.	See chapter 7
10.	Trousers/Skirt	1. Male - Blue/Green Regimental Pattern trouser. 2. Female - Blue/Green Regimental Pattern skirt long up to knee level.	See chapter 7
11.	Badges of Rank	Metal Regimental Pattern.	See chapter 10
12.	Shirt	White Polyester Long Sleeves for Female Warrant Officer Class I.	See chapter 7
13.	Buttons	General Service Regimental Pattern.	See chapter 7
14.	Belt	Sam Browne/Bandolier.	See chapter 7 Annex H
15.	Gloves	May be worn White/Black.	See chapter 7

RESTRICTED

(a)	(b)	(c)	(d)
16.	Sword, Scabbard Leather and Sword Frog	As ordered.	See chapter 7
17.	Socks	1. Male - Black/Green Socks. 2. Female - Socks Black/Green with Skin Colour Stockings.	
18.	Footwear	1. Male - Shoes Black leather. 2. SLA - Boots High Leg Brown. 3. Female - Shoes Black leather.	See chapter 7 Annex E
19.	Tab	Blue/Green for Female Warrant Officer Class I.	See chapter 7

Notes:

1. It is compulsory that all Other Ranks of the SLCMP will wear the MP Arm Band on their Right Arm when on MP duties.
2. Trousers will have Regimental Pattern Welt on both sides.

DRESS NO 1A - CEREMONIAL SCARLET

7. Dress No 1A will be worn by Male/Female Other Ranks of the Corps of SLCMP only.
8. **Occasions when Worn.** When on Guard Duty for His Excellency the President, when providing an Escort to a distinguished VVIP/VIP, when on Vigil Duties and on other ceremonial occasions as specially ordered by Army Headquarters.
9. **Order of Dress.** The order of the Dress No 1A is as stated below:

Ser	Items	Description	Remarks
(a)	(b)	(c)	(d)
1.	Headdress	1. Male - Puggerie Cap Ceremonial. 2. Female - Cap Forage Red.	See chapter 7 Annex B
2.	Cap Badge	1. Male - Regimental Pattern Embroidered. 2. Female - Metal Regimental Pattern.	See Chapter 7 Annex C
3.	Epaulettes	Scarlet plain (Scarlet Epaulettes with Gold border for duty of HE the President).	See chapter 7
4.	Collar Badges	Regimental Pattern Embroidered.	See Chapter 7 Annex D
5.	Orders, Decorations and Medals	Standard Medals to be worn.	See chapter 12

RESTRICTED

(a)	(b)	(c)	(d)
6.	Badges	As per the Badge Regulations.	See Chapter 9
7.	Name Tags	Nil.	
8.	Lanyard	1. Male - Regimental pattern/ Whistle Chain. 2. Female - Nil.	
9.	Tunic	Tunic Scarlet with MP Arm Band	
10.	Trousers/Skirt	1. Male -Trousers Blue serge with 2.5 cm wide Scarlet welt on both Sides. 2. Female - Blue skirt long up to knee level.	See chapter 7
11.	Badges of Rank	Regimental Pattern Embroidered.	
12.	Buttons	General service Regimental Pattern Metal.	See chapter 7
13.	Belt	Leather/Web White Belt with Cross Strap and Pistol Holster (Male only).	See chapter 7
14.	Gloves	White.	
15.	Socks	1. Male - Dark Blue Socks. 2. Female - Skin Colour Stockings with Dark Blue socks.	
16.	Footwear	1. Male - Boots High Leg Black. 2. Female - Shoes Black Leather.	See chapter 7 Annex E

DRESS NO 2 - MESS DRESS FOR WARRANT OFFICER CLASS I

10. No 2 Dress will be worn by all Male/Female Class I Warrant Officers.

11. **Occasions when Worn.** On Formal Dinner Nights, Guest Nights, State Banquets, Balls, or whenever specially ordered by the Army Headquarters, Formation Headquarters, the Colonel Commandants/ Colonel of the Regiments, Centre Commandants, Commandants of Army Training Establishments or by the Commanding Officers.

12. **Order of Dress.** The order of Dress is as stated below:

Ser	Items	Description	Remarks
(a)	(b)	(c)	(d)
1.	Headdress	Cap Peak Ceremonial - Regimental Pattern.	See chapter 7 Annex B
2.	Cap Badge	Metal Regimental Pattern.	See chapter 7 Annex C
3.	Epaulettes	Nil.	See chapter 7
4.	Collar Badges	Regimental pattern Collar Badges on the Lapel.	See chapter 7 Annex D
5.	Orders, Decorations and Medals	Medals in Miniature will be worn on the Lapel in line with the Second Button of the shirt or on the chest.	See chapter 12
6.	Badges	Authorised Badges Miniature.	See chapter 9

RESTRICTED

(a)	(b)	(c)	(d)
7.	Name Tags	Nil.	
8.	Tunic/ Jacket	Regimental Pattern (SLAC and SLASC will Wear a Closed Collar Jacket and all Others will wear Roll Collar Jacket).	See chapter 7
9.	Bow-Tie	1. Male - Black Bow except SLAC and SLASC. 2. Female - Blue/Green Tab.	See chapter 7
10.	Shirt	1. Male-White Shirt with Marcella Front. 2. Female - White shirt with horizontal pleats.	See chapter 7
11.	Trousers/Skirt	1. Male -Trousers Blue/Green Regimental Pattern. 2. Female - Blue/Green skirt long up to knee level.	See chapter 7
12.	Badges of Rank	Metal Regimental Pattern.	See chapter 10
13.	Buttons	General Service Buttons Regimental Pattern Metal.	See chapter 7
14.	Cummerbund	Cummerbund Regimental Pattern.	See chapter 7 Annex H
15.	Socks	1. Male - Black/Green Socks. 2. Female - Skin Colour Stockings.	
16.	Footwear	1. Male-Shoe Leather Black. 2. Female - Court Shoe Black.	See chapter 7 Annex E

Note: Trousers will have Regimental Pattern welt/welts on both sides.

DRESS NO 2 MESS DRESS FOR MALE OTHER RANKS

13. Dress No 2 will be worn by male Sergeants, Staff Sergeants/Colour Sergeants and Warrant Officers Class II.

14. **Occasions when Worn.** On formal Guest Nights, Dinner Nights or when specially ordered by the Formation Commanders, Colonel Commandants/Colonel of the Regiments, Centre Commandants, Commandants of Army Training Establishments or by Commanding Officer.

15. **Order of Dress.** The order of Dress is as stated below:

Ser	Items	Description	Remarks
(a)	(b)	(c)	(d)
1.	Headdress	Side Hat/Beret Regimental pattern.	See chapter 7 Annex B
2.	Cap Badge	Metal Regimental Pattern.	See chapter 7 Annex C
3.	Epaulettes	Nil.	

RESTRICTED

(a)	(b)	(c)	(d)
4.	Collar Badges	Metal Regimental Pattern.	See chapter 7 Annex D
5.	Orders, Decorations and Medals	Ribbons.	See chapter 12
6.	Badges	Badges Miniature.	See chapter 9
7.	Name Tag	Nil.	
8.	Lanyard	Nil.	
9.	Cane	Nil.	
10.	Shirt	White Polyester Long Sleeved.	
11.	Bow-Tie	Black bow to be worn.	See chapter 7
12.	Trousers	Blue Serge.	See chapter 7
13.	Badges of Rank	Regimental Pattern Embroidered/Metal.	See chapter 10
14.	Buttons	White Plastic.	
15.	Belt	Cummerbund Regimental Pattern.	See chapter 7 Annex H
16.	Gloves	Nil.	
17.	Hackle	Regimental Pattern for Berets only.	See chapter 7 Annex L
18.	Socks	Dark Blue.	
19.	Footwear	Shoe Leather black with Toe Cap and Laces.	See chapter 7 Annex E

Note: Trousers will have Regimental Pattern welt/welts on both sides.

DRESS NO 2 MESS DRESS FOR FEMALE OTHER RANKS

16. Dress No 2 will be worn by female Sergeants, Staff Sergeants and Warrant Officers Class II.

17. **Occasions when Worn.** On Formal Guest Nights, Dinner Nights or when specially ordered by the Formation Commanders, Colonel Commandants/Colonel of the Regiments, Centre Commandants, Commandants of Army Training Establishments or by Commanding Officers.

18. **Order of Dress.** The order of Dress is as stated below:

Ser	Items	Description	Remarks
(a)	(b)	(c)	(d)
1.	Headdress	Nil.	
2.	Cap Badge	Nil.	
3.	Epaulettes	Nil.	
4.	Collar Badges	Nil.	
5.	Orders, Decorations and Medals	Nil.	

RESTRICTED

(a)	(b)	(c)	(d)
6.	Lanyard	Nil.	
7.	Blouse	Oxford Blue.	
8.	Bow-Tie Black	Nil.	
9.	Saree	Oxford Blue with saffron colour stripes handloom cotton saree.	
10.	Badges of Rank	Metal/Saffron colour stripes.	
11.	Buttons	Nil.	
12.	Hand Bag	Nil.	
13.	Footwear	Gold colour Sandals with or without Heel.	
14.	Jewellery	Standard Beads/Jewelleries as appropriate.	
15.	Brooch	Regiment Collar Badge.	

DRESS NO 4 REVIEW ORDER FOR MALE OTHER RANKS

19. Dress No 4 will be worn by all male Other Ranks.

20. **Occasions when Worn.** On Ceremonial Parades, Guards of Honour, Courts Martial or whenever ordered by the Army Headquarters, Formation Headquarters, the Colonel Commandants/Colonel of the Regiments, Centre Commandants, Commandants of Training Establishments or by Commanding Officers. This dress will also be worn for all State and Service Funerals.

21. **Order of Dress.** The order of Dress is as stated below:

Ser	Items	Description	Remarks
(a)	(b)	(c)	(d)
1.	Headdress	Cap Peak Ceremonial/Berets/Side Hat Regimental Pattern/Peak Khaki with scarlet crown as Regimental pattern.	See chapter 7 Annex B
2.	Cap Badge	Metal Regimental Pattern.	See chapter 7 Annex C
3.	Collar Badges	Metal Regimental Pattern.	See chapter 7 Annex D
4.	Orders, Decorations and Medals	Standard Medals.	See chapter 12
5.	Badges	As per the Badge Regulations.	See chapter 9
6.	Lanyard	To be worn.	See chapter 7 Annex F
7.	Cane	1. Regimental Sergeant Majors - Cane/ Cane Malacca. 2. Drill Instructors - Pace Sticks.	See chapter 7

RESTRICTED

(a)	(b)	(c)	(d)
8.	Jacket	Dark Green/Olive Green with Step Collar, Long Sleeves.	See chapter 7
9.	Trousers	Dark Green/Olive Green.	See chapter 7
10.	Badges of Rank	Metal/cloth stripes Regimental Pattern.	See chapter 10
11.	Buttons	General Service Buttons Regimental Pattern.	See chapter 7
12.	Belt	1. Warrant Officer Class I - Sam Browne Belt. 2. SLA - Bandolier Brown. 3. Others - Black, Brown ,White Leather/ Web Belt.	See chapter 7 Annex H
13.	Gloves	White/Black.	See chapter 7
14.	Sword	Regimental Sergeant Majors if ordered.	
15.	Socks	Dark Green/Olive Green.	
16.	Footwear	Boot High Leg - Black/Brown.	See chapter 7 Annex E
17.	Cravat	Regimental Pattern.	See chapter 7 Annex K
18.	Hackle	Regimental Pattern.	See chapter 7 Annex L

Notes:

1. Warrant Officer Class I will wear Peak Ceremonial Regimental Pattern.
2. SLCMP Other Ranks wear Cap Peak Khaki Regimental Pattern.
3. Sergeants/Colour Sergeants/Warrant Officer Class II of Colour Regiments will wear Scarlet Silk Sash across the body.

DRESS NO 4 REVIEW ORDER FOR FEMALE OTHER RANKS

22. Dress No 4 will be worn by all female Other Ranks.
23. **Occasions when Worn.** On Ceremonial Parades, Guards of Honour, Courts Martial or whenever ordered by the Army Headquarters, Formation Headquarters, Colonel Commandants/Colonel of the Regiments, Centre Commandants or by the Commanding Officers. This dress will also be worn for all State and Service Funerals.

RESTRICTED

24. **Order of Dress.** The order of the Dress is as stated below:

Ser	Items	Description	Remarks
1.	Headdress	Cap Peak Ceremonial/Berets/Side Hat Regimental Pattern/Cap forage Red.	See chapter 7 Annex B
2.	Cap Badge	Metal Regimental Pattern.	See chapter 7 Annex C
3.	Collar Badges	Metal Regimental Pattern.	See chapter 7 Annex D
4.	Orders, Decorations and Medals	Standard Medals.	See chapter 12
5.	Badges	As per the Badge Regulations.	See chapter 9
6.	Name Tag	Nil.	
7.	Lanyard	To be worn except SLAWC.	See chapter 7 Annex F
8.	Cane	1. Regimental Sergeant Major - Cane/Cane Malacca. 2. Drill Instructors - Pace Sticks.	See chapter 7
9.	Jacket	Dark Green/Olive Green Step Collar, Short Sleeves, Four Pocket Flaps with Buttons.	See chapter 7
10.	Skirt	Dark Green/Olive Green long up to knee level.	See chapter 7
11.	Badges of Rank	Metal Regimental Pattern.	See chapter 10
12.	Buttons	General Service Buttons Regimental Pattern.	See chapter 7
13.	Belt	1. Warrant Officer Class I - Sam Browne Belt. 2. Others - Brown/White Leather Belt.	See chapter 7 Annex H
14.	Gloves	White/Black.	See chapter 7
15.	Sword	Only by RSMs if Ordered.	
16.	Socks/stockings	Skin Colour Stockings with Olive Green/ Dark Green Socks.	
17.	Footwear	Shoes Leather Black with Lace.	See chapter 7 Annex E
18.	Cravat	Regimental Pattern.	See chapter 7 Annex K
19.	Hackle	Regimental Pattern.	See chapter 7 Annex L

Notes:

1. Warrant Officer Class I will wear Cap Forage Ceremonial Regimental Pattern.
2. SLCMP Female Other Ranks wear MP Arm Band and White Cross Straps.
3. Pockets will be Cut Pockets with Flaps and Buttons.

RESTRICTED

DRESS NO 4A WEDDING DRESS

25. Dress No 4A will be worn by all Male Other Ranks.

26. **Occasions when Worn.** This will be worn as a Winter Dress during Foreign Training/Courses, foreign visits and for military weddings as ordered by the Army Headquarters, Centre Commandants or by the Commanding Officers.

27. **Order of Dress.** The order of the Dress is as stated below:

Ser	Items	Description	Remarks
1.	Headdress	Cap Peak Ceremonial/ Peak Khaki/ Beret/Side Hat Regimental Pattern.	See Chapter 7 Annex B
2.	Cap Badge	Metal Regimental Pattern.	See Chapter 7 Annex C
3.	Collar Badges	Metal Regimental Pattern.	See Chapter 7 Annex D
4.	Orders, Decorations and Medals	Standard Medals.	See Chapter 12
5.	Badges	As per the Badge Regulations.	See Chapter 9
6.	Lanyard	Regimental Pattern.	See Chapter 7 Annex F
7.	Cane	1. Regimental Sergeant Major - Cane/Cane Malacca. 2. Drill Instructors - Pace Sticks.	See Chapter 7
8.	Jacket	Dark Green/Olive Green, Step Collar, Long Sleeves.	See Chapter 7
9.	Shirt	Light Green, Long Sleeves, Standard Collar.	See Chapter 7
10.	Trousers	Dark Green/Olive Green.	See Chapter 7
11.	Badges of Rank	Metal/Cloth Stripes Regimental Pattern.	See Chapter 10
12.	Buttons	General Service Buttons Regimental Pattern.	See Chapter 7
13.	Belt	1. Warrant Officers Class I -Sam Browne Belt. 2. SLA - Bandolier Brown. 3. Others - Black, Brown, White Leather or Web Belt.	See Chapter 7 Annex H
14.	Gloves	White/Black as appropriate.	See Chapter 7
15.	Sword	Only by RSMs if Ordered.	See Chapter 7
16.	Socks	Dark Green/Olive Green.	
17.	Footwear	1. Male - Boot High Leg - Black/Brown. 2. Female - Shoes Leather Black.	See Chapter 7 Annex E
18.	Cravat/Tie	Dark Green Tie (Single Knot).	See Chapter 7
19.	Hackle	Regimental Pattern.	See Chapter 7 Annex L

RESTRICTED

Notes:

1. Warrant Officer Class I wear Cap Peak Ceremonial Regimental Pattern.
2. SLCMP will wear Peak Khaki Regimental Pattern and White Colour Web Belt and Cross Strap.

DRESS NO 6 GENERAL PURPOSE WORKING DRESS
FOR MALE OTHER RANKS

28. Dress No 6 will be worn by all Male Other Ranks.
29. **Occasions when Worn.** On Regimental duties, Non-Ceremonial parades, for office work, for field work and when specially ordered by the Army Headquarters, Formation Headquarters, head of the establishments, Colonel of the Regiments/Colonel Commandants, Centre Commandants, Commandants Regimental Centres or by Commanding Officers.
30. **Order of Dress.** The order of the Dress is as stated below:

Ser	Items	Description	Remarks
(a)	(b)	(c)	(d)
1.	Headdress	1. Warrant Officer Class I - Peak Khaki. 2. SLCMP - peak Khaki with Scarlet Crown. 3. Others - Beret Regimental Pattern.	See Chapter 7 Annex B
2.	Cap Badge	Metal Regimental Pattern.	See Chapter 7 Annex C
3.	Collar Badges	Metal Regimental Pattern.	See Chapter 7 Annex D
4.	Orders, Decorations and Medals	Ribbons.	See Chapter 12
5.	Badges	As per the Badge Regulations.	See Chapter 9
6.	Name tags	To be worn.	See Chapter 7
7.	Lanyard	Regimental Pattern.	See Chapter 7 Annex F
8.	Cane	1. Regimental Sergeant Major - Cane/ Cane Malacca. 2. Drill Instructors - Pace Sticks.	See Chapter 7
9.	Shirt	Dark Green/Olive Green, Short Sleeves and Standard Collar.	See Chapter 7
10.	Trousers	Dark Green/Olive Green.	See Chapter 7
11.	Badges of Rank	Metal/Cloth Stripes Regimental Pattern.	See Chapter 10
12.	Buttons	Olive Green 1.4 cm, 4 Holes (SLAC and SLSR Black Colour).	See Chapter 7
13.	Belt	Belt Leather Brown/Black or Olive Green Web Belt or Stable Belt Regimental Pattern.	See Chapter 7 Annex H

RESTRICTED

(a)	(b)	(c)	(d)
14.	Gloves	Nil	
15.	Socks	Dark Green/Olive Green.	
16.	Footwear	Boot High Leg Black/Brown.	See Chapter 7 Annex E

Notes:

1. Warrant Officer Class I will wear shoes black leather with lace.
2. Drivers will wear shoes black leather with lace.
3. Regimental Police will wear Hackle, RP Arm Band, White Leather/Web Belt, White Anklets and Cane (18 Inches) as per the Regimental Pattern.
4. Stable Belts will not be worn in the Parade Ground or during Drill Practices.

DRESS NO 6 GENERAL PURPOSE WORKING DRESS
FOR FEMALE OTHER RANKS

31. Dress No. 6 will be worn by all female Other Ranks.
32. **Occasions when Worn.** On Regimental duties, Non-Ceremonial parades, for office work and when specially ordered by the Army Headquarters, Formation Headquarters, Head of the establishments, Colonel of the Regiments/Colonel Commandants, Centre Commandants, Commandants Regimental Centres or by Commanding Officers.
33. **Order of Dress.** The order of the Dress is as stated below:

Ser	Items	Description	Remarks
(a)	(b)	(c)	(d)
1.	Headdress	Cap Forage Green/ Red or Berets - Regimental Pattern.	See Chapter 7 Annex B
2.	Cap Badge	Regimental Pattern.	See Chapter 7 Annex C
3.	Epauettes	Nil.	See Chapter 7
4.	Collar Badges	Regimental Pattern Collar Badges.	See Chapter 7 Annex D
5.	Orders, Decorations and Medals	Ribbons Only.	See Chapter 12
6.	Badges	As per the Badge Regulations.	See Chapter 9
7.	Name Tag	To be worn.	See Chapter 7
8.	Lanyard	Nil.	
9.	Cane	Cane/Cane Malacca for RSMs only.	See Chapter 7

RESTRICTED

(a)	(b)	(c)	(d)
10.	Frock	Dark Green/Olive Green long up to knee level.	See Chapter 7
11.	Badges of Rank	Regimental Pattern Metal.	See Chapter 10
12.	Buttons	Buttons Plastic Olive Green 1.4 cm, 4 Holes.	See Chapter 7
13.	Belt	1. Belt Leather Brown/ white 4.5 cm width. 2. Stable Belt Regimental Pattern.	See Chapter 7 Annex H
14.	Socks	Dark Green/Olive Green.	
15.	Footwear	Shoes Black Leather with Lace.	See Chapter 7 Annex E
16.	Hand Bag	Black with Shoulder Straps.	See Chapter 7

Note: SLCMP Other Ranks are permitted to wear MP Arm Band with this dress when on provost duties. Cross Strap will be worn for special occasions as ordered.

DRESS NO 6A GENERAL PURPOSE WORKING DRESS (ALTERNATIVE)
FOR MALE AND FEMALE OTHER RANKS

34. Dress No 6A will be worn by all Male and Female Other Ranks except SF and SLCMP.

35. **Occasions when Worn.** This dress may be worn by Other Ranks when performing office duties, and driving/riding duties.

36. **Order of Dress.** The order of the Dress s as stated below:

Ser	Item	Description	Remarks
(a)	(b)	(c)	(d)
1.	Headdress	Cap Peak Khaki/Cap Forage Green/Beret - Regimental pattern.	See Chapter 7 Annex B
2.	Shirt	1. Male - Light Green, Short Sleeves, Standard Collar. 2. Female - Light Green, Short Sleeves, Step Collar.	See Chapter 7
3.	Trousers/ Skirt	1. Male - Dark Green/Olive Green trousers. 2. Female - Dark Green/Olive Green skirt long up to knee level.	See Chapter 7
4.	Belt	3.3 cm Width Olive Green/Black Nylon Belt, Nickel Plated/black Buckle with Army Crest.	See Chapter 7 Annex H
5.	Badges of Rank	Metal/Cloth stripes Regimental Pattern.	See Chapter 10
6.	Buttons	1. Shirt - Black Plastic 1 cm, four Holes. 2. Trouser - Olive Green, Plastic, 1.4cm Four Holes (SLAC and SLSR Black Plastic).	See Chapter 7

RESTRICTED

(a)	(b)	(c)	(d)
7.	Name Tag	To be worn.	See Chapter 7
8.	Orders, Decoration and Medals	Ribbons.	See Chapter 12
9.	Lanyard	Regimental Pattern except SLAWC.	See Chapter 7 Annex F
10.	Collar Badges	Metal Regimental Pattern.	See Chapter 7 Annex D
11.	Cap Badge	Metal Regimental Pattern.	See Chapter 7 Annex C
12.	Badges	As per the Badge Regulations.	See Chapter 9
13.	Socks	Dark Green/Oliver Green.	
14.	Footwear	1. Male - Boot High Leg Black/Brown Regimental Pattern. 2. Female - Shoes Leather with Lace.	See Chapter 7 Annex E
15.	Hand Bag	Black with Shoulder Straps by Females only.	

Notes:

1. Male Warrant Officer Class I will wear Cap peak khaki and shoes black leather with lace. Female Warrant Officer Class I will wear Cap Forage Green.
2. Drivers will wear Shoes Black Leather with lace.

**DRESS NO 6B GENERAL PURPOSE WORKING DRESS
FOR FEMALE OTHER RANKS**

37. Dress No 6B will be worn by all female Other Ranks.
38. **Occasions when Worn.** This Dress will be worn for field duties, driving/ riding vehicles, when attending religious and sports events or when specially ordered by the Army Headquarters, Formation Headquarters, Colonel Commandants/Colonel of the Regiments, Centre Commandants or by Commanding Officers.
39. **Order of Dress.** The order of the Dress is as stated below:

Ser	Items	Description	Remarks
(a)	(b)	(c)	(d)
1.	Headdress	Peak Khaki/Beret Regimental Pattern/ Cap Forage Red SLCMP Pattern.	See Chapter 7 Annex B
2.	Cap Badge	Metal Regimental Pattern.	See Chapter 7 Annex C
3.	Collar Badges	Metal Regimental Pattern.	See Chapter 7 Annex D
4.	Orders, Decorations and Medals	Ribbons only.	See Chapter 12

RESTRICTED

(a)	(b)	(c)	(d)
5.	Badges	As per the Badge Regulations.	See Chapter 9
6.	Name Tag	To be worn.	See Chapter 7
7.	Lanyard	Regimental Pattern except SLAWC.	See Chapter 7 Annex F
8.	Cane	1. Regimental Sergeant Major - Cane/ Cane Malacca. 2. Drill Instructors - Pace Sticks.	See Chapter 7
9.	Shirt	Olive Green, Short Sleeves, Stand Collar.	See Chapter 7
10.	Trouser	Olive Green, Slant Pockets, One pleat.	See Chapter 7
11.	Badges of Rank	Metal/Cloth stripes Regimental Pattern.	See Chapter 10
12.	Buttons	Buttons Plastic Olive Green 1.4 cm, four holes.	See Chapter 7
13.	Belt	1. Warrant Officer Class I - Sam Browne. 2. SLCMP - White 4.5 cm width Leather Belt. 3. Others - Belt Nylon Olive Green with 3.5 cm Width Nickel Plated Buckle with Army Crest.	See Chapter 7 Annex H
14.	Socks	Olive Green.	
15.	Footwear	Shoes Black Leather with Lace.	See Chapter 7 Annex E
16.	Hand Bag	Black with Shoulder Straps.	See Chapter 7

Notes:

1. Only Warrant Officer Class I will wear Cap Forage Green Regimental Pattern.
2. It is compulsory that all Other Ranks of the SLCMP will wear the MP Arm Band on their right arm when on MP duties.
3. Eight loops (3.9 cm x 0.9 cm) to be stitched for trousers except SLCMP.
4. Three Loops (12.5 cm x 2 cm) to be stitched to the trouser of SLCMP Other Ranks to hold the 4.5 cm belt.

DRESS NO 7 CAMOUFLAGE UNIFORM

40. Dress No 7 will be worn by all Male and Female Other Ranks.
41. **Occasions when Worn.** On Combat or Field Duties, including Field Training Exercises, or whenever specially ordered by Army Headquarters, Formation Headquarters, Colonel Commandants/Colonel of the Regiments, Centre Commandants or by Commanding Officers. This dress will not be worn for ceremonial events such as Guards of Honour, Guard Turnout or Ceremonial Parades.

RESTRICTED

42. **Order of Dress.** The order of the Dress is as stated below:

Ser	Items	Description	Remarks
1.	Headdress	Helmet Military Pattern, Camouflage. Cloth Cap.	See Chapter 7 Annex B
2.	Cap Badge	Nil.	
3.	Epaulettes	Nil.	
4.	Collar Badges	Nil.	
5.	Orders, Decorations and Medals	Nil.	
6.	Badges	Embroidered as per the Badge. Regulations.	See Chapter 9
7.	Name Tag	Embroidered.	See Chapter 7
8.	Lanyard	Nil.	
9.	Cane/ Whip	Nil.	
10.	Tunic/Jacket	Camouflage Cotton.	See Chapter 7
11.	Trousers	Camouflage Cotton.	See Chapter 7
12.	Badges of Rank	Regimental Pattern Cloth Badges of Rank.	See Chapter 10
13.	Buttons	Olive Green 1.8cm.	See Chapter 7
14.	Belt	Web Belt/Nylon Belt.	
15.	Socks	Olive Green.	
16.	Footwear	Boot High Leg/Suede (Black/Brown/ Green/Grey) Regimental Pattern.	See Chapter 7 Annex E

Notes:

1. No one will be permitted to modify/alter the issued items of the dress.
2. Ribbons, Lanyards and embroidered badges may be worn while wearing Beret on special occasions as ordered by the Army Headquarters, Formation Headquarters, the Colonel Commandants/Colonel of the Regiments, Centre Commandants, Commandants of Army Training Establishments or by Commanding Officers.
3. Boot High Leg Suede Green for Airmobile Troops, Boot High Leg Suede Brown for CR Regt, Boot High Leg Suede Black for SF Regiment and Boot High Leg Gray for females of Special Operation Support Group.
4. Pouches may be worn in the conventional manner to hold ammunition magazines.

RESTRICTED

5. Camouflage or Regimental Pattern T-shirt could be worn in a manner that any letter or badge could not be visible
6. It is compulsory that all Other Ranks of the SLCMP wear the MP Arm Band on their Right Arm when on MP duties.
7. SLCMP will wear this dress in a manner that their tunic is tucked inside the trousers with White Belt and Cross Strap, Regimental Pattern Cap/Peak.

DRESS NO 8 OLIVE GREEN COMBAT DRESS

43. No 8 Dress will be worn by all Male and Female Other Ranks.
44. **Occasions when Worn.** On Combat or Field Duties, including Field Training Exercises, or whenever specially ordered by the Army Headquarters, Formation Headquarters, Colonel Commandants, Centre Commandants or by the Commanding Officers. This dress is not authorised to be worn for ceremonial events such as Guard of Honour, Guard Turnout or Ceremonial Parades.
45. **Order of Dress.** The order of the Dress is as stated below:

Ser	Items	Description	Remarks
(a)	(b)	(c)	(d)
1.	Headdress	Helmet Military Pattern, Olive Green Cloth Caps.	See Chapter 7 Annex B
2.	Cap Badge	Nil.	
3.	Epaulettes	Nil.	
4.	Collar Badges	Nil.	
5.	Orders, Decorations and Medals	Nil.	
6.	Badges	Embroidered as per the Badge Regulations.	See Chapter 9
7.	Name Tags	Embroidered.	See Chapter 7
8.	Lanyard	Nil.	
9.	Cane/Whip	Nil.	
10.	Tunic/Jacket	Olive Green/Black (Black for SLAC and SF).	See Chapter 7
11.	Trousers	Olive Green/Black (Black for SLAC and SF).	See Chapter 7
12.	Badges of Rank	Regimental Pattern Cloth Badges of Rank.	See Chapter 10
13.	Buttons	Olive Green/Black 1.8 cm (Black for SLAC and SF).	See Chapter 7
14.	Belt	Web Belt/Nylon Belt.	

RESTRICTED

(a)	(b)	(c)	(d)
15.	Socks	Olive Green.	
16.	Footwear	Boot High Leg/Suede (Black/Brown/ Green/Grey) Regimental Pattern.	See Chapter 7 Annex E

Notes:

1. No one will be permitted to modify/alter the issued items of the dress.
2. Ribbons, Lanyards and embroidered badges may be worn while wearing Beret on special occasions as ordered by the Army Headquarters, Formation Headquarters, the Colonel Commandants/ Colonel of the Regiments, Centre Commandants, Commandants of Army Training Establishments or by Commanding Officers.
3. Boot High Leg Suede Green for Airmobile Troops, Boot High Leg Suede Brown for CR Regt, Boot High Leg Suede Black for SF Regiment and Boot High Leg Gray for females of Special Operation Support Group.
4. Pouches may be worn in the conventional manner to hold ammunition magazines.
5. Olive Green or Regimental Pattern T-shirt may be worn in a manner that any letter or badge could not be visible.
6. It is compulsory that all Other Ranks of the SLCMP wear the MP Arm Band on their Right Arm when on MP duties.
7. SLCMP will wear this dress in a manner that their tunic is tucked inside the trousers with White Belt and Cross Strap, Regimental Pattern Cap/Peak.

DRESS NO 8A WORKING DRESS FOR TRADESMEN

46. Dress No 8A will be worn by all Other Ranks of SLE, CES, SLAOC, SALSC and SLEME.
47. **Occasions when Worn.** This dress will be worn by all tradesmen of SLE, CES, SLAOC, SLASC and SLEME while working in workshops, during recovery tasks or as ordered by the Army Headquarters, Formation Headquarters, Colonel Commandants/Colonel of the Regiments, Centre Commandants, Commanding Officers or by the Officers Commanding of workshops.

RESTRICTED

48. **Order of Dress.** The order of the Dress is as stated below:

Ser	Items	Description	Remarks
1.	Headdress	Safety Helmet/Olive Green Cloth Caps.	See Chapter 7 Annex B
2.	Cap Badge	Nil.	
3.	Epaulettes	Nil.	
4.	Collar Badges	Nil.	
5.	Orders, Decorations and Medals	Nil.	
6.	Badges	Nil.	
7.	Name Tags	Embroidered.	See Chapter 7
8.	Lanyard	Nil.	
9.	Cane/Whip	Nil.	
10.	Overalls	Olive Green/Black.	See Chapter 7
11.	Badges of Rank	Regimental Pattern Cloth Badges of Rank.	See Chapter 10
12.	Buttons	Olive Green/Black.	
13.	Belt	Web/Nylon/Safety Belt as appropriate.	
14.	Socks	Olive Green.	
15.	Footwear	Boot High Leg/Olive Green Canvas.	See Chapter 7 Annex E

DRESS NO 9 MATERNITY DRESS

49. No 9 Dress may be worn by all Female Other Ranks.

50. **Occasions when Worn.** During pregnancy period with the authority from an Army Medical Officer.

51. **Order of Dress.** The order of the Dress is as stated below:

Ser	Items	Description	Remarks
(a)	(b)	(c)	(d)
1.	Headdress	Beret Regimental Pattern.	See Chapter 7 Annex B
2.	Cap Badge	Metal Regimental Pattern.	See Chapter 7 Annex C
3.	Epaulettes	Nil.	
4.	Collar Badges	Metal Regimental Pattern.	See Chapter 7 Annex D
5.	Orders, Decorations and Medals	Nil.	
6.	Badges	As per the Badge Regulations.	See Chapter 9

RESTRICTED

(a)	(b)	(c)	(d)
7.	Name tag	Nil.	
8.	Lanyard	Nil.	
9.	Cane/ Whip	Nil.	
10.	Pinafore	Green Polyester.	See Chapter 7
11.	Shirt	Light Green Polyester Short Sleeves.	See Chapter 7
12.	Badges of Rank	Metal/Cloth Regimental Pattern.	See Chapter 10
13.	Buttons	Olive Green.	
14.	Belt	Nil.	
15.	Footwear	Sandals Leather Black (Flat Heel).	
16.	Hand Bag	Black with Shoulder Straps.	See Chapter 7

DRESS NO 10 GENERAL PURPOSE WORKING DRESS FOR NURSES

52. Dress No 10 will be worn by all Female Other Ranks Nurses.

53. **Occasions when Worn.** This Dress will be worn by Female Other Rank Nurses while serving in Military Hospitals or in medical related duties as ordered by the Army Headquarters, Directorate of Medical Services or by Military Hospitals Authorities.

54. **Order of Dress.** The order of the Dress is as stated below:

Ser	Items	Description	Remarks
(a)	(b)	(c)	(d)
1.	Headdress	Nursing Cap/Nursing Veil.	
2.	Cap Badge	Nil.	
3.	Epaulettes	Nil.	
4.	Collar Badges	Metal Regimental Pattern.	See Chapter 7 Annex D
5.	Orders, Decorations and Medals	Nil.	
6.	Badges	As per the Badge Regulations.	See Chapter 9
7.	Name Tags	Nil.	
8.	Lanyard	Nil.	
9.	Cane/Whip	Nil.	
10.	Apron	Standard White Apron with Nursing Watch.	
11.	Frock	Dark Green/Olive Green Polyester Short Sleeves.	See Chapter 7
12.	Badges of Rank	Metal/Cloth stripes Regimental Pattern.	See Chapter 10
13.	Buttons	Olive Green.	See Chapter 7

RESTRICTED

(a)	(b)	(c)	(d)
14.	Belt	Belt Leather Brown.	See Chapter 7 Annex H
15.	Foot Wear	Shoes Black Leather with Lace.	See Chapter 7 Annex E
16.	Shocks	Olive Green.	
17.	Hand Bag	Black with Shoulder Straps as appropriate.	

DRESS NO 11 PHYSICAL TRAINING DRESS - OTHER RANKS

55. Dress No 11 will be worn by all Male and Female Other Ranks.

56. **Occasions when Worn.** This dress is worn for physical training tests and routine physical training exercises.

57. **Order of Dress.** The order of the Dress is as stated below:

Ser	Items	Description	Remarks
1.	T-shirt	T Shirt Grey with Chines Collar and Dark Blue 'V' Cut Neck, Embroidered Army Crest on the Left Chest and Printed Wordings; 'SL ARMY' in Back, Short Sleeves.	As Per the Army Annual Free Issues
2.	Short/ Tracksuit Bottom	1. Male - Short Dark Blue 2. Female - Tracksuit Bottom Dark Blue.	As Per the Army Annual Free Issues
3.	Socks	Black.	As Per the Army Annual Free Issues
4.	Foot Wear	Jogging/Spots Shoes Black.	As Per the Army Annual Free Issues
5.	Sport Jacket/ Tracksuit Bottom	Regimental Pattern.	As ordered only

Notes:

1. Regimental Pattern Sport T-shirts, Jackets and Tracksuit Bottoms will be worn when ordered by the Army Headquarters, Formation Headquarters, Centre Commandants, Commandants of the Training Institute or Commanding Officers.

2. Regimental Pattern T-shirts and Tracksuit Bottoms will be worn for recreations.

RESTRICTED

CHAPTER SIX

ARMY DRESS REGULATIONS AND DRESS ORDER – OFFICER CADETS

GENERAL

1. This order lays down the dresses to be worn by all male and female Officer Cadets of Sri Lanka Military Academy. The adoption of unauthorised patterns of Dress, Clothing and Equipment, Emblems or Embellishments is strictly forbidden. Commandant, Sri Lanka Military Academy should ensure that no deviations are made from those patterns of Uniform which have been authorised by the Commander of the Army. Requests to alter Sri Lanka Military Academy patterns should be submitted by the Commandant Sri Lanka Military Academy to Army Headquarters. Changes to approved patterns may be approved only by the Commander of the Army on the recommendations forwarded by the Army Advisory Board.

PATTERNS OF MILITARY ACCOUTREMENTS

2. Detailed descriptions of military accoutrements of all Sri Lanka Military Academy patterns of uniforms, badges of ranks, buttons, belts, foot wear etc, are laid down in these orders. Sealed patterns of every military accoutrement are kept at the Directorate of Personnel Administration and Directorate of Ordnance Services for references. The Sri Lanka Military Academy too should maintain the sealed patterns pertaining to the Sri Lanka Military Academy. These regulations contain illustrations of the different patterns of uniforms.

3. Commandant shall not introduce or sanction any unauthorised deviation from the approved patterns of dress, clothing, equipment or badges for experimental or any other purpose.

FREE ISSUES

4. Certain items of equipment are authorised as Free Issues to Officer Cadets.

5. Any Officer Cadet selected for an overseas training courses in cold weather countries will receive an additional 'Warm Clothing Allowance' based on stipulated regulation. Details of existing 'Outfit Allowance' and 'Warm Clothing Allowance' are published in relevant Army Orders and subject to review from time to time.

RESTRICTED

HAIR, MOUSTACHE AND BEARD

6. The standard laid down procedures for hair, moustache, beard are as follows:

a. **Hair.**

(1) **Male.** Officer Cadets at all times should have a decent short hair cut in such a manner that the hair does not touch the ears or the collar of any uniform worn. The back of the neck should be shaved up to a minimum of 1 cm above the collar and the sideburns should not be grown below the line of the first cut of the ear. When wearing headwear, hair should not be visible on the forehead (See Annex A).

(2) **Female.**

(a) Female Officer Cadets who possess long hair will tie up such hair enabling to wear the headgear. Those who opt to have short hair, will have their hair done in a manner that the hair does not touch the collar of any uniform worn (See Annex A).

(b) For Dress No 11, 11A, 12 and 12A Female Officer Cadets will plait their hair with black colour ribbon (See Annex A).

b. **Beard.** Officer Cadets are not permitted to grow their beard.

c. **Moustache.** Permission will be granted by the Commandant Sri Lanka Military Academy to those who opt to grow moustache. Moustaches will not be permitted to droop below the line of the upper lip. Any hair below the line of the upper lip will be trimmed (See Annex A).

MAINTENANCE OF UNIFORM

7. The Officer Cadets are paid a monthly Uniform Up Keeping Allowance. Therefore, Officer Cadets are expected to maintain a high standard of turnout always.

WEARING OF UNIFORM

8. Officer Cadets should wear regular uniforms when on training, when travelling in service transport or as ordered by the Commandant, Commanding Officer or Officer Commanding. When wearing uniform, should always wear a waist belt and appropriate headdress except when dining in the mess, or being excused from wearing these items on medical reasons.

RESTRICTED

9. Officer Cadets undergoing overseas training courses should wear uniforms authorised as per the regulation as required by the respective Training Institution.
10. All Officer Cadets will wear headdress when appearing outdoors in public, in uniform.
11. Except when attending official social functions nominated by Army Headquarters, Officer Cadets are not permitted to wear uniform for private purposes or functions without the approval from Commander of the Army.
12. Officer Cadets will not under any circumstances avail themselves for private purposes of the license and advantages which accrue from the wearing of uniform. This also applies to Officer Cadets visiting public places or Police Stations for their personal needs.
13. Wearing of uniform should be discouraged when walking out/going out on shopping.
14. Officer Cadets must not wear uniforms for any occasion other than when following courses unless ordered to do so. Permission to wear uniforms in foreign countries has to be obtained in advance.
15. Regular uniforms must not be worn at fancy dress balls etc, however there is no objection against wearing obsolete military uniform on such occasions.

OFFICER CADETS MAY BE DRESSED IN MUFTI

16. When traveling from or to a Railway Station/Airport/Bus Stand, or when proceeding or arriving on training.
17. When proceeding to or returning from organised games and other recreational activities, whether as participants or spectators.
18. When travelling on training in any public or private conveyance.

HEADDRESS

19. All Officer Cadets will wear Side Hat Ceremonial Red, White and Black for Dress No 1, 2 and 4. Beret Blue for Dress No 6 (Only Under Officers will wear Side Hat Ceremonial Red, White and Black for Dress No 6). Helmet Steel for Dress No 6 (Jungle Cap/Cap Comforter to be worn when ordered). Jungle Cap for Dress No 7 (See chapter 7, Annex B).

GORGET PATCHES

20. All Officer Cadets will wear Collar Gorget White for Dress No. 1, 4, and 6.

RESTRICTED

INSIGNIA

21. Officer Cadets will wear metal/cloth ranks (white and black) and Company Shoulder Tags as ordered (See chapter 7).

SPECTACLES

22. Tinted spectacles should not be worn with uniform unless authorised by a Medical Officer on medical reasons.

SPECIAL POINTS ON DRESS

23. Mixed dress will not be worn under any circumstances. For example a trousers of Military Pattern will not be worn with a civil shirt and vice versa. The same applies to wearing of Military pattern shoes with civilian dress or fancy shoes with uniform.

24. Under no circumstances should Military pattern trousers and shirts of two different shades be worn.

DRESS ORDERS FOR OFFICER CADETS

TYPES OF DRESS

25. This order lays down the dresses to be worn by all Male and Female Officer Cadets in the Sri Lanka Military Academy.

26. The following types of dresses will be worn by the Officer Cadets:

- a. No 1 - Ceremonial Blue/Green.
- b. No 2 - Mess Dress.
- c. No 4 - Review Order.
- d. No 6 - Drill Order.
- e. No 7 - Combat Order.
- f. No 8 - Weapon Training Order.
- g. No 8A - Overall Order.
- h. No 11 - Physical Training Order.
- i. No 11A - Battle Physical Training Order.
- j. No 12 - Sports Order.

RESTRICTED

- k. No 12A - Recreation Order.
- l. No 13 - Formal Dress (Tie and Blazer/Saree with Blazer).

27. The Commandant or Commanding Officer of the Sri Lanka Military Academy may specify the dresses to be worn for the under mentioned purposes:

- a. Working Parties.
- b. Walking Out.
- c. Any other Special Purposes.

DRESS NO 1 – CEREMONIAL (BLUES) FOR MALE OFFICER CADETS

28. Dress No1 will be worn by all Male Officer Cadets.

29. **Occasions when Worn.** All Ceremonial occasions or as ordered by the Army Headquarters, the Commandant of Sri Lanka Military Academy or by the Commanding Officer.

30. **Order of Dress.** The order of the Dress No 1 Male Pattern is as stated below:

Ser	Items	Description	Remarks
1.	Headdress	Side Hat Ceremonial Red, White and Black.	See Chapter 7 Annex B
2.	Tunic /Jacket	Blue Serge.	See Chapter 7
3.	Shirt	White Long Sleeve Collarless.	
4.	Trousers	Blue Serge Trousers with 5 mm Scarlet Welt.	See Chapter 7
5.	Belt	Sam Browne/White Leather Belt	See Chapter 7 Annex H
6.	Socks	Black.	
7.	Footwear	George Boots Black/Stud Boot Black.	See Chapter 7 Annex E
8.	Cap Badge	Metal SLMA Pattern.	See Chapter 7 Annex C
9.	Badges of Rank	Metal Silver.	See Chapter 10
10.	Epauettes	Blue Serge with Gold Term Bars Boarded with Company Colour.	
11.	Buttons	Metal SLMA Pattern Silver.	
12.	Gloves	White.	
13.	Collar Badges	Gorget Patches White.	See Chapter 7 Annex D
14.	Sword	General Pattern as Ordered.	See Chapter 7

RESTRICTED

Notes:

1. White Shirt with Stand-up collar will be worn for Mess functions.
2. All Under Officers will wear Blue Serge Epaulettes with Gold Colour Rectangular Ranks bordered with Gold Colour Ribbon.

DRESS NO 1 - CEREMONIAL (BLUES/GREENS) FOR LADY OFFICER CADETS

31. Dress No 1 will be worn by all Female Officer Cadets.
32. **Occasions when Worn.** All Ceremonial occasions or as ordered by the Army Headquarters, Commandant of Sri Lanka Military Academy or Commanding Officer.
33. **Order of Dress.** The order of the Dress No 1 Female Pattern is as stated below:

Ser	Items	Description	Remarks
1.	Headdress	Side Hat Ceremonial Red, White and Black.	See Chapter 7 Annex B
2.	Tunic/Jacket	Blue/Green Step Collar Jacket	See Chapter 7
3.	Shirt	White Long Sleeves.	
4.	Skirt	Blue/Green skirt long up to knee level.	See Chapter 7
5.	Belt	Sam Browne/White Leather Belt.	See Chapter 7 Annex H
6.	Footwear	Shoes Leather Black with Lace for parades and in other occasions Court Shoe Black.	See Chapter 7 Annex E
7.	Socks/Stockings	Socks Black/Green with skin colour stockings for parades.	
8.	Cap Badge	Metal SLMA Pattern.	See Chapter 7 Annex C
9.	Badges of Rank	Metal Silver.	See Chapter 10
10.	Epaulettes	Blue Serge With Gold Term Bars boarded with Company Colour.	
11.	Buttons	Metal SLMA Pattern Silver.	
12.	Gloves	White.	
13.	Collar Badges	Gorget Patches White.	See Chapter 7 Annex D
14.	Sword	General Pattern as Ordered.	See Chapter 7
15.	Tab	Blue/Green Tab.	See Chapter 7

Note: All Under Officers will wear Blue Serge Epaulettes with Gold Colour Rectangular Ranks bordered with Gold Colour Ribbon.

RESTRICTED

DRESS NO 2 - MESS DRESS FOR MALE OFFICER CADETS

34. Dress No 2 will be worn by all Male Officer Cadets. Newly Commissioned Officers will wear this dress only for Commissioning Dinner Night with Badges of Regimental Pattern.

35. **Occasions when Worn.** On Formal Dinner Nights, Guest Nights, State Banquets, Balls, or whenever specially ordered by Army Headquarters, the Commandant of Sri Lanka Military Academy or by the Commanding Officer.

36. **Order of Dress.** The order of the Dress No 2 Male Pattern is as stated below:

Ser	Items	Description	Remarks
1.	Headdress	1. Officer Cadets- Side Hat Ceremonial Red, White and Black. 2. Officers - Regimental Pattern.	See Chapter 7 Annex B
2.	Cap Badge	1. Officer Cadets - Metal SLMA Pattern. 2. Officers - Regimental Pattern.	See Chapter 7 Annex C
3.	Epaulettes	1. Officer Cadets - Blue Serge with Gold Term Bars. 2. Officers - Serge Cream Colour.	
4.	Collar Badges	1. Officer Cadets – Nil. 2. Officers - Regimental Pattern.	
5.	Tunic/Jacket	Serge Cream Roll Collar Jacket.	See Chapter 7
6.	Bow-Tie	Black Bow/Tie.	See Chapter 7
7.	Shirt	White with Marcella front and Stud Buttons.	See Chapter 7
8.	Trousers	Blue Serge Trousers with 5 mm Scarlet Welt.	See Chapter 7
9.	Badges of ranks	Metal/ Silver/Embroidered.	See Chapter 10
10.	Buttons	1. Officer Cadets - SLMA Buttons Silver. 2. Officers - General Service Button.	
11.	Belt	Cummerbund Scarlet.	See Chapter 7 Annex H
12.	Socks	Black.	
13.	Footwear	Brogue Uppers - Black.	See Chapter 7 Annex E

DRESS NO 2 - MESS DRESS FOR FEMALE OFFICER CADETS

37. Dress No 2 will be worn by all Female Officer Cadets. Newly Commissioned Female Officers will wear this Dress only for Commissioning Dinner Night with Badges of Regimental Pattern.

RESTRICTED

38. **Occasions when Worn.** On Formal Dinner Nights, Guest Nights, State Banquets, Balls, or whenever specially ordered by the Army Headquarters, the Commandant of Sri Lanka Military Academy or by the Commanding Officer.

39. **Order of Dress.** The order of the Dress No 2 Female Pattern is as stated below:

Ser	Items	Description	Remarks
1.	Headdress	1. Officer Cadets - Side Hat Ceremonial Red, White and Black. 2. Officers - Regimental Pattern.	See Chapter 7 Annex B
2.	Cap Badge	1. Officer Cadets - Metal SLMA Pattern. 2. Officers - Regimental Pattern.	See Chapter 7 Annex C
3.	Epaulettes	1. Officer Cadets - Blue Serge with Gold Term Bars. 2. Officers - Serge Cream Colour.	
4.	Collar Badges	1. Officer Cadets – Nil. 2. Officers - Regimental Pattern.	
5.	Bow	Blue/ Green Tab.	
6.	Tunic/ Jacket	Serge Cream, Roll Collar.	See Chapter 7
7.	Skirt	Blue/Green skirt long up to knee level.	See Chapter 7
8.	Shirt/ Blouse	Standard Classic Collar White Long Sleeves Shirt with Black Buttons.	
9.	Badges of Rank	Metal Silver/ Embroidered.	See Chapter 10
10.	Buttons	1. Officer Cadets - Metal SLMA Pattern Silver. 2. Officers - General Service Button.	
11.	Belt	Cummerbund Scarlet.	See Chapter 7 Annex H
12.	Stockings	Stockings skin colour.	
13.	Footwear	Court Shoes - Black.	See Chapter 7 Annex E

DRESS NO 4 - REVIEW ORDER FOR MALE OFFICER CADETS

40. Dress No 4 will be worn by all Male Officer Cadets.

41. **Occasions when Worn.** Dress No 4 will be worn on Ceremonial Parades, Guards of Honour, Courts Martial or whenever ordered by the Army Headquarters, the Commandant of Sri Lanka Military Academy or by the Commanding Officer. This dress will also be worn for all State and Service Funerals.

RESTRICTED

42. **Order of Dress.** The order of the Dress No 4 Male Pattern is as stated below:

Ser	Items	Description	Remarks
1.	Headdress	Side Hat Ceremonial Red, White and Black.	See Chapter 7 Annex B
2.	Cap Badge	Metal SLMA Pattern.	See Chapter 7 Annex C
3.	Epaulettes	White with Gold Term Bars. All Under Officers will wear gold colour Rectangular Ranks on Blue Serge Epaulettes bordered with Gold Colour Ribbon.	
4.	Collar Badges	Gorget Patches White.	See Chapter 7
5.	Name Tags	Nil.	
6.	Lanyard	White SLMA Pattern.	See Chapter 7 Annex F
7.	Cane	To be worn when Sword is not worn.	
8.	Tunic/ Jacket	Dark Green/Olive Green.	See Chapter 7
9.	Trousers	Dark Green/Olive Green.	See Chapter 7
10.	Badges of Rank	Cloth White/Metal Silver SLMA pattern.	See Chapter 10
11.	Buttons	SLMA Buttons Silver.	
12.	Belt	Sam Browne/White Leather Belt.	See Chapter 7 Annex H
13.	Gloves	White (To be worn when at Parade).	See Chapter 7
14.	Socks	Dark Green/Olive Green.	
15.	Footwear	Boot High Leg Black.	See Chapter 7 Annex E
16.	Sword	General Pattern as Ordered.	See Chapter 7

Note: Mourning Band will be worn when attending State or Service Funerals.

DRESS NO 4 - REVIEW ORDER FOR FEMALE OFFICER CADETS

43. Dress No 4 will be worn by all Female Officer Cadets.

44. **Occasions when Worn.** Dress No 4 will be worn on Ceremonial Parades, Guards of Honour, Courts Martial, State and Service Funerals, Ceremonial Parades or whenever ordered by the Army Headquarters, the Commandant Sri Lanka Military Academy or the Commanding Officer.

RESTRICTED

45. **Order of Dress.** The order of the Dress No 4 Female Pattern is as stated below:

Ser	Items	Description	Remarks
1.	Headdress	Side Hat Ceremonial Red, White and Black.	See Chapter 7 Annex B
2.	Cap Badge	Metal SLMA Pattern.	See Chapter 7 Annex C
3.	Epaulettes	White with Gold Term Bars. All Under Officers will wear Gold colour Rectangular Ranks on Blue Serge Epaulettes bordered with Gold Colour Ribbon.	
4.	Collar Badges	Gorget Patches White.	See Chapter 7
5.	Name Tag	Nil.	
6.	Lanyard	White SLMA pattern.	See Chapter 7 Annex F
7.	Cane	To be worn when Sword is not worn.	
8.	Jacket	Dark Green/Olive Green, Step Collar, short Sleeves.	See Chapter 7
9.	Skirt	Dark Green/Olive Green skirt.	See Chapter 7
10.	Badges of Rank	Cloth White/Metal Silver.	See Chapter 10
11.	Buttons	Metal SLMA Pattern Silver.	
12.	Belt	Sam Browne/ White Leather Belt.	See Chapter 7 Annex H
13.	Gloves	White (To be worn when at Parade).	
14.	Sword	General Pattern as Ordered.	See Chapter 7
15.	Socks	Stockings with Olive Green/Dark Green socks.	
16.	Footwear	Shoes Black with Lace.	See Chapter 7 Annex E

DRESS NO 6 - DRILL ORDER FOR MALE OFFICER CADETS

46. Dress No 6 will be worn by all Male Officer Cadets.

47. **Occasions when Worn.** This dress will be worn for class room lectures, Non-Ceremonial Parades, for field work, training events, drill practices or as specially ordered by the Army Headquarters, the Commandant of Sri Lanka Military Academy or by the Commanding Officer.

RESTRICTED

48. **Order of Dress.** The order of the Dress No 6 Male Pattern is as stated below:

Ser	Items	Description	Remarks
1.	Headdress	1. Under Officers - Side Hat Ceremonial. 2. Others - Beret Blue.	See Chapter 7 Annex B
2.	Cap Badge	Metal SLMA Pattern.	See Chapter 7 Annex C
3.	Epaulettes	1. Under Officers - Black with Gold Colour Border and Gold Colour Rank. 2. Others - White with Gold Term Bars.	
4.	Collar Badges	Collar Gorget White.	See Chapter 7 Annex D
5.	Name Tag	Black Plastic with White Lettering.	See Chapter 7
6.	Lanyard	White SLMA Pattern.	See Chapter 7 Annex F
7.	Cane	As Ordered.	
8.	Shirt	Dark Green/Olive Green, Long Sleeves, Standard Collar.	See Chapter 7
9.	Trousers	Dark Green/Olive Green, Slant Pockets, No Pleats.	See Chapter 7
10.	Badges of Rank	Cloth White /Metal Silver/Gold.	See Chapter 10
11.	Buttons	1. Shirt - Buttons Plastic Black 1 cm, 4 Holes. 2. Trouser - Buttons Plastic Black 1.4 cm, 4 Holes.	See Chapter 7
12.	Belt	Sam Browne/Olive Green Web Belt.	See Chapter 7 Annex H
13.	Socks	Olive Green.	
14.	Footwear	Boots High Leg Black.	See Chapter 7 Annex E

Notes:

1. Duty Students will wear Red Epaulettes; Senior Duty Students will wear the Scarlet Sash across the body.
2. All Officer Cadets will tuck their Leg opening of the trouser under the Boot High Leg.
3. Three Loops (12.5 cm x 2 cm) to be stitched to the trousers.
4. Trousers should not be tight or fit on the Thigh, Calf and Instep.

RESTRICTED

NO 6 DRESS - DRILL ORDER FOR FEMALE OFFICER CADETS

49. No 6 Dress may be worn by all Female Officer Cadets.

50. **Occasions when Worn.** This dress will be worn for class room lectures, Non-Ceremonial Parades, for field work training events, drill practices, and when specially ordered by the Army Headquarters, the Commandant or Commanding Officer of Sri Lanka Military Academy.

51. **Order of Dress.** The order of the Dress No 6 Female Pattern is as stated below:

Ser	Items	Description	Remarks
1.	Headdress	1. Under Officers - Side Hat Ceremonial. 2. Others - Beret Blue.	See Chapter 7 Annex B
2.	Cap Badge	Metal SLMA Pattern.	See Chapter 7 Annex C
3.	Epaulettes	1. Under Officers - Black with Gold Colour Border and Gold Colour Rank. 2. Others - White with Gold Term Bars.	
4.	Collar Badges	Collar Gorget White.	See Chapter 7 Annex D
5.	Name Tags	Black Plastic with White Lettering.	See Chapter 7
6.	Lanyard	White SLMA Pattern.	See Chapter 7 Annex F
7.	Cane	As Ordered.	
8.	Badges of Rank	Cloth White /Metal Silver or Gold.	See Chapter 10
9.	Buttons	1. Shirt- Buttons Plastic Black 1 cm, 4 Holes. 2. Trousers- Buttons Plastic Black 1.4 cm, 4 Holes.	See Chapter 7
10.	Belt	Sam Browne/Olive Green Web Belt.	See Chapter 7 Annex H
11.	Shirt	Olive Green, Long sleeves, Standard Collar.	See Chapter 7
12.	Trousers	Olive Green, Slant Pockets, No Pleat.	See Chapter 7
13.	Socks	Olive Green.	
14.	Footwear	Boot High Leg Black.	See Chapter 7 Annex E

RESTRICTED

DRESS NO 7 - COMBAT ORDER

52. Dress No 7 will be worn by all Male and Female Officer Cadets.

53. **Occasions when Worn.** On Combat or Field Training, including Field Training Exercises, or whenever ordered by the Army Headquarters, the Commandant or the Commanding Officer of Sri Lanka Military Academy.

54. **Order of Dress.** The order of the Dress No 7 is as stated below:

Ser	Items	Description	Remarks
1.	Head Dress	Helmet Military Pattern /Jungle cap.	See Chapter 7
2.	Cap Badge	SLMA Pattern Embroidered Cap Badge for Olive Green Cloth Cap.	
3.	Epaulettes	Olive Green with Black Term Bars.	
4.	Collar Badges	Nil.	
5.	Name Tags	Nil.	
6.	Lanyard	Nil.	
7.	Cane	Nil.	
8.	Tunic/Jacket	Camouflage Cotton.	See Chapter 7
9.	Trousers	Camouflage Cotton.	See Chapter 7
10.	Badges of Rank	Cloth Black/ Embroidered Black.	See Chapter 10
11.	Buttons	Olive Green 1.8 cm Four Holes.	See Chapter 7
12.	Belt	Web Belt.	See Chapter 7 Annex H
13.	Socks	Olive Green.	
14.	Footwear	Boot High Leg Black/Jungle Boots.	See Chapter 7 Annex E

Notes:

1. Berets can be worn on special occasions when ordered by the Army Headquarters, the Commandant or the Commanding Officer of Sri Lanka Military Academy.
2. It is compulsory to wear Lanyard when wearing Berets.
3. Pouches may be worn in the conventional manner to hold ammunition magazines.
4. Camouflage/Olive Green T-shirt may be worn.

RESTRICTED

DRESS NO 8 - WEAPON TRAINING ORDER

55. Dress No 8 will be worn by all Male and Female Officer Cadets.

56. **Occasions when Worn.** On Combat or Field Training, including Weapon Training, Field Training Exercises, or whenever specially ordered by the Army Headquarters, the Commandant or the Commanding Officer of Sri Lanka Military Academy.

57. **Order of Dress.** The order of the Dress No 8 is as stated below:

Ser	Items	Description	Remarks
1.	Headdress	Helmet Military Pattern/ Olive Green Cloth Caps.	See Chapter 7
2.	Cap Badge	SLMA Pattern Embroidered Cap Badge for Olive Green Cloth Cap.	
3.	Epaulettes	Olive Green with Black Term Bars.	
4.	Collar Badges	Nil.	
5.	Name Tags	Nil.	
6.	Lanyard	Nil.	
7.	Cane	Nil.	
8.	Tunic/Jacket	Olive Green.	See Chapter 7
9.	Trousers	Olive Green.	See Chapter 7
10.	Badges of Rank	Cloth Black/Embroidered Black.	See Chapter 10
11.	Buttons	Olive Green 1.8cm Four Holes.	See Chapter 7
12.	Belt	Olive Green Web Belt.	See Chapter 7 Annex H
13.	Socks	Olive Green.	
14.	Footwear	Boot High Leg.	See Chapter 7 Annex E

Notes:

1. For Dress No 8 Overall to be worn in lieu of Olive Green Drill Shirt and Trousers when ordered.
2. Pouches may be worn in the conventional manner to hold ammunition magazines.
3. Olive Green T-shirt may be worn.

RESTRICTED

DRESS NO 8A - OVERALLS ORDER

58. No 8A Dress will be worn by all Junior Male and Female Officer Cadets during their intensive period and first term as ordered.

59. **Occasions when Worn.** On Combat or Field Training, including Weapon Training, Field Training Exercises, or whenever specially ordered by the Army Headquarters, the Commandant or the Commanding Officer of Sri Lanka Military Academy.

60. **Order of Dress.** The order of the Dress No 8A is as stated below:

Ser	Items	Description	Remarks
1.	Head Dress	Steel Helmet/Olive Green Cloth Caps.	See Chapter 7 Annex B
2.	Overalls	Olive Green Long Sleeves with Collar.	
3.	Cap Badge	Embroidered Cap Badge for Olive Green Cloth Cap.	
4.	Epaulettes	Olive Green/White.	
5.	Collar Badges	Nil.	
6.	Name Tags	Printed Name with Leather Holder.	
7.	Lanyard	Nil.	
8.	Cane	Nil.	
9.	Badges of Rank	Nil.	
10.	Buttons	Olive Green 1.4 cm Four Holes.	See Chapter 7
11.	Belt	Olive Green Web Belt.	See Chapter 7 Annex H
12.	Socks	Olive Green.	
13.	Footwear	Boot High Leg Black.	See Chapter 7 Annex E

Note: Pouches may be worn in the conventional manner to hold ammunition magazines.

DRESS NO 11 - PHYSICAL TRAINING ORDER FOR MALE OFFICER CADETS

61. Dress No 11 will be worn by all Male Officer Cadets.

62. **Occasions when Worn.** This Dress will be worn for Physical Training Tests and routine Physical Training Exercises.

RESTRICTED

63. **Order of Dress.** The order of the Dress No 11 Male Pattern is as stated below:

Ser	Items	Description
1.	T-shirt	Short Sleeves White T-shirt with Collar.
2.	Shorts	White.
3.	Socks	White.
4.	Footwear	White Centre Court Pattern.
5.	Sport Jacket/ Track Bottom	SLMA Pattern.

Note: Sri Lanka Military Academy Pattern Sports T-shirt, Jackets and Tracksuit Bottoms will be worn when ordered by the Army Headquarters, the Commandant or the Commanding Officer of Sri Lanka Military Academy.

DRESS NO 11 - PHYSICAL TRAINING DRESS FOR FEMALE OFFICER CADETS

64. Dress No 11 will be worn by all Female Officer Cadets.

65. **Occasions When Worn.** This dress will be worn for Physical Training Tests and routine Physical Training Exercises.

66. **Order of Dress.** The order of the Dress No 11 Female Pattern is as stated below:

Ser	Items	Description
1.	T-shirt	Short Sleeved White T-shirt with Collar.
2.	Bottom	Dark Blue Tracksuit Bottom.
3.	Socks	White.
4.	Footwear	White Centre Court Pattern.
5.	Sport Jacket/ Track Bottom	SLMA Pattern.

Notes:

1. Blue Tracksuit with two White Stripes to be worn as ordered only.

2. Sri Lanka Military Academy Pattern Sports T-shirt, Jackets and Tracksuit Bottoms will be worn when ordered by the Army Headquarters, the Commandant or the Commanding Officer of Sri Lanka Military Academy.

RESTRICTED

DRESS NO 11A - BATTLE PHYSICAL TRAINING ORDER

67. Dress No 11A will be worn by all Male and Female Officer Cadets.
68. **Occasions when Worn.** This dress is worn for Battle Physical Training Tests and routine Battle Physical Training Exercises.
69. **Order of Dress.** The order of the Dress No 11A Male Pattern is as stated below:

Ser	Items	Description	Remarks
1.	T-shirt	Sport T-shirt White Short Sleeves.	
2.	Trousers	Olive Green.	
3.	Buttons	Olive Green 1.4 cm.	
4.	Belt	Olive Green Web Belt.	See Chapter 7 Annex H
5.	Socks	Olive Green.	
6.	Footwear	Boot High Leg Black.	See Chapter 7 Annex E

Note: Olive Green Overall will be worn in lieu of shirt and trousers when ordered.

DRESS NO 12 - SPORTS ORDER

70. Dress No 12 will be worn by all Male and Female Officer Cadets.
71. **Occasions when Worn.** This dress will be worn for Sports Training and as ordered.
72. **Order of Dress.** The order of the Dress No 12 is as stated below:

Ser	Items	Description
1.	T-shirt	Short Sleeves White T-shirt with Collar.
2.	Tracksuit	SLMA Pattern.
3.	Socks	White.
4.	Footwear	White Centre Court Pattern.

Note: Sri Lanka Military Academy Pattern Sports T-shirt, Jackets and Track Tracksuit Bottoms will be worn when ordered by the Army Headquarters, the Commandant or the Commanding Officer of Sri Lanka Military Academy.

RESTRICTED

DRESS NO 12A – RECREATIONAL ORDER

73. Dress No 10A will be worn by all Male and Female Officer Cadets.
74. **Occasions when Worn.** This dress is worn for recreational activities and as ordered.
75. **Order of Dress.** The order of the Dress No 12A is as stated below:

Ser	Items	Description
1.	Jersey/T-shirt	Long Sleeve Blue and Yellow Striped Jersey with Short Sleeve Sport White T-shirt.
2.	Short/Tracksuit Bottom	1. Male - White Short. 2. Female - Dark Blue Track Bottom.
3.	Socks	1. Male - Blue and Yellow Striped Stockings. 2. Female - White Socks.
4.	Footwear	White Centre Court Pattern

Notes:

1. Sri Lanka Military Academy Pattern Sports T-shirt, Jackets and Tracksuit Bottoms will be worn when ordered by the Army Headquarters, the Commandant or the Commanding Officer of Sri Lanka Military Academy.
2. Sri Lanka Military Academy Pattern T-shirt and Tracksuit Bottoms will be worn for recreations as ordered only.

DRESS NO 13 - FORMAL DRESS FOR MALE OFFICER CADETS

76. Dress No 13 will be worn by all Male Officer Cadets.
77. **Occasions when Worn.** This Dress is worn for functions at Officer Cadets' Mess, sports events being held after sunset, when travelling by air to other countries for training/visits or as ordered by the Army Headquarters, the Commandant of Sri Lanka Military Academy or by the Commanding Officer.
78. **Order of Dress.** The order of the Dress No 13 Male Pattern is as stated below:

Ser	Items	Description
(a)	(b)	(c)
1.	Blazer	Blue Serge Double Breasted.
2.	Shirt	Light Blue Colour Long Sleeved.
3.	Tie	SLMA Pattern.
4.	Trousers	Grey Conservative Pattern.
5.	Buttons	Metal SLMA Pattern Silver.

RESTRICTED

(a)	(b)	(c)
6.	Belt	Black Simple Pattern.
7.	Socks	Grey (Socks to match the Colour of the Trousers).
8.	Foot Wear	Shoes Black Leather with lace, Rounded Toe.

Note: No variations are permitted other than items mentioned above.

DRESS NO 13 - FORMAL DRESS FOR FEMALE OFFICER CADETS

79. Dress No 13 will be worn by all Female Officer Cadets.

80. **Occasions when Worn.** This dress is worn for functions at Officer Cadets Mess, sports events being held after sunset, when travelling by air to other countries for training/visits, ushering duties and when ordered by the Army Headquarters, the Commandant Sri Lanka Military Academy or by the Commanding Officer.

81. **Order of Dress.** The order of the Dress No 1 Female Pattern is as stated below:

Ser	Items	Description
1.	Blazer	Blue Serge Double Breasted.
2.	Sari	Grey Handloom Sari with Horizontal Blue Strips.
3.	Buttons	SLMA Pattern Silver.
4.	Foot Wear	Black Colour Sandals High Heel.

(INTENTIONALLY BLANK)

RESTRICTED

CHAPTER SEVEN

SPECIFICATIONS OF MILITARY UNIFORMS AND ACCOUTREMENTS

HEADDRESSES

CAP PEAK/FORAGE CEREMONIAL FOR MALE AND FEMALE OFFICERS AND WARRANT OFFICERS (CLASS I)

1. The Peak/Forage Cap is the normal headdress to be worn on all Ceremonial Occasions. The visor of the Peak/Forage Cap will be embroidered on the lower edge as follows (Annex B):

- a. General Officers - Two rows of Oak Leaves embroidered in Gold.
- b. Brigadier and Colonel - One row of Oak Leaves embroidered in Gold.
- c. Lieutenant Colonel and Majors - Plain Gold/Silver embroidery 3/4 inch wide.
- d. Captain and below Officers and Warrant Officers Class I - Plain Visor.

2. **Cap Peak Ceremonial.** The Peak of the Peak Cap in all cases will be Black Patent Leather with a droop about 40 degrees and deep in the centre and with ½ inch Black PVC Chinstrap. The sides around the Crown of all caps are in four pieces. Every cap has a 1 ¾ inch wide inner headband with Velvet Sweatband. Regimental Patterns of Peak Caps are as follows (Annex B):

- a. **Sri Lanka Armoured Corps (All Officers and Warrant Officers Class I).** 100% Wool material, Drummer Red Crown with Black crease (Welt) around the Crown, two Gold anodized aluminium cap buttons placed immediately behind the corners of the peak. 2 1/8 inch Drummer Red Headband.
- b. **Sri Lanka Artillery (All Officers and Warrant Officers Class I).** 100% Wool material stiff pattern, Oxford Blue Crown with Scarlet Crease (welt) around the Crown, two Gold anodized aluminium cap buttons placed immediately behind the corners of the peak. 2 1/8 inch Scarlet Headband.
- c. **Sri Lanka Engineers (Colonel and above Officers).** 100% Wool material stiff pattern, Black Crown with Scarlet crease (welt) around the Crown, two Gold anodized aluminium cap buttons placed immediately behind the corners of the peak. 2 1/8 inch Red Headband.

RESTRICTED

- d. **Sri Lanka Engineers (Lieutenant Colonel and below Officers and Warrant Officers Class I).** 100% Wool material stiffs pattern, Black Crown with Scarlet crease (welt) around the Crown, two Gold anodized aluminium cap buttons placed immediately behind the corners of the peak. 2 1/8 inch Oxford Blue Headband with Scarlet Crease above the Headband.
- e. **Sri Lanka Signal Corps (Colonel and above Officers).** 100% Wool material stiffs pattern Oxford Blue Crown with Blue crease (welt) around the Crown, two Gold anodized aluminium cap buttons placed immediately behind the corners of the peak. 2 1/8 inch Red Headband.
- f. **Sri Lanka Signal Corps (Lieutenant Colonel and below Officers and Warrant Officers Class I).** 100% Wool material stiffs pattern Oxford Blue Crown with Blue crease (welt) around the Crown, two Gold anodized aluminium cap buttons placed immediately behind the corners of the peak. 2 1/8 inch Oxford Blue Headband.
- g. **Sri Lanka Light Infantry (All Officers and Warrant Officers Class I).** 100% Wool material stiffs pattern, Oxford Blue Crown with Scarlet crease (welt) around the crown, two Silver anodized aluminium cap buttons placed immediately behind the corners of the peak. 2 1/8 inch Scarlet Headband.
- h. **Sinha Regiment (Colonel and above Officers).** 100% Wool material stiffs pattern, Dark Green Crown with Black crease (welt) around the Crown, two Black anodized aluminium cap buttons placed immediately behind the corners of the peak. 2 1/8 inch Red Headband.
- i. **Sinha Regiment (Lieutenant Colonel and below Officers and Warrant Officers Class I).** 100% Wool material stiffs pattern, Dark Green Crown with Black crease (welt) around the Crown, two Black anodized aluminium cap buttons placed immediately behind the corners of the peak. 2 1/8 inch Black Headband.
- j. **The Gemunu Watch (all Officers and Warrant Officers Class I).** 100% Wool material stiffs pattern, Oxford Blue crown with Scarlet crease (welt) around the Crown, two Silver anodized aluminium cap buttons placed immediately behind the corners of the peak. 2 1/8 inch Scarlet Headband.
- k. **Gajaba Regiment (Colonel and above Officers).** 100% Wool material stiffs pattern, Oxford Blue Crown with Light Green crease (welt) around the Crown, two Gold anodized aluminium cap buttons placed immediately behind the corners of the peak. 2 1/8 inch Red Headband.

RESTRICTED

- l. **Gajaba Regiment (Lieutenant Colonel and below Officers and Warrant Officers Class I)**. 100% Wool material stiffs pattern, Oxford Blue Crown with Light Green crease (welt) around the Crown, two Gold anodized aluminium cap buttons placed immediately behind the corners of the peak. 2 1/8 inch Light Green colour (Billiard Green) Headband.
- m. **Vijayabahu Infantry Regiment (Colonel and above Officers)**. 100% Wool material stiffs pattern, Oxford Blue Crown with Maroon crease (welt) around the Crown, two Gold anodized aluminium cap buttons placed immediately behind the corners of the peak. 2 1/8 inch Red Headband.
- n. **Vijayabahu Infantry Regiment (Lieutenant Colonel and below Officers and Warrant Officers Class I)**. 100% Wool material stiffs pattern, Oxford Blue Crown with Maroon crease (welt) around the Crown, two Gold anodized aluminium cap buttons placed immediately behind the corners of the peak. 2 1/8 inch Maroon Headband.
- o. **Mechanized Infantry Regiment (Colonel and above Officers)**. 100% Wool material stiffs pattern, Oxford Blue Crown with Blackish Green crease (welt) around the Crown, two Gold anodized aluminium cap buttons placed immediately behind the corners of the peak. 2 1/8 inch Red Headband.
- p. **Mechanized Infantry Regiment (Lieutenant Colonel and below Officers and Warrant Officers Class I)**. 100% Wool material stiffs pattern, Oxford Blue Crown with Blackish Green crease (welt) around the Crown, two Gold anodized aluminium cap buttons placed immediately behind the corners of the peak. 2 1/8 inch Blackish Green Headband.
- q. **Commando Regiment (Colonel and above Officers)**. 100% Wool material stiffs pattern, Maroon Crown with Maroon crease (welt) around the Crown, two Gold anodized aluminium cap buttons placed immediately behind the corners of the peak. 2 1/8 inch Red Headband.
- r. **Commando Regiment (Lieutenant Colonel and below Officers and Warrant Officers Class I)**. 100% Wool material stiffs pattern, Maroon Crown with Maroon crease (welt) around the Crown, two Gold anodized aluminium cap buttons placed immediately behind the corners of the peak. 2 1/8 inch Oxford Blue Headband.
- s. **Special Force Regiment (All Officers and Warrant Officers Class I)**. 100% Wool material stiffs pattern, Black Crown with Gold crease (welt) around the Crown, two Gold anodized aluminium cap buttons placed immediately behind the corners of the peak. 2 1/8 inch Scarlet Headband.

RESTRICTED

- t. **Military Intelligence Corps (Colonel and above Officers).** 100% Wool material stiffs pattern, Oxford Blue Crown with Dark Green crease (welt) around the Crown, two Gold anodized aluminium cap buttons placed immediately behind the corners of the peak. 2 1/8 inch Red Headband.
- u. **Military Intelligence Corps (Lieutenant Colonel and below Officers and Warrant Officers Class I).** 100% Wool material stiffs pattern, Oxford Blue Crown with Dark Green crease (welt) around the Crown, two Gold anodized aluminium cap buttons placed immediately behind the corners of the peak. 2 1/8 inch Dark Green Headband.
- v. **Corps of Engineer Services (Colonel and above Officers).** 100% Wool material stiffs pattern, Oxford Blue Crown with Scarlet crease (welt) around the Crown, two Gold anodized aluminium cap buttons placed immediately behind the corners of the peak. 2 1/8 inch Red Headband.
- w. **Corps of Engineer Services (Lieutenant Colonel and below Officers and Warrant Officers Class I).** 100% Wool material stiffs pattern, Oxford Blue Crown with Scarlet crease (welt) around the Crown, two Gold anodized aluminium cap buttons placed immediately behind the corners of the peak. 2 1/8 inch Oxford Blue Headband with Scarlet Crease above the Headband.
- x. **Sri Lanka Army Service Corps (Colonel and above Officers).** 100% Wool material stiffs pattern, Oxford Blue Crown with White crease (welt) around on the Crown, two Silver anodized aluminium cap buttons placed immediately behind the corners of the peak. 2 1/8 inch Red Headband.
- y. **Sri Lanka Army Service Corps (Lieutenant Colonel and below Officers).** 100% Wool material stiffs pattern, Oxford Blue Crown with White crease (welt) around on the Crown, two Silver anodized aluminium cap buttons placed immediately behind the corners of the peak. 2 1/8 inch Oxford Blue Headband with white crease above the Headband.
- z. **Sri Lanka Army Medical Corps (All Officers and Warrant Officers Class I).** 100% Wool material stiffs pattern, Oxford Blue Crown with Dull Cherry Red crease (welt) around on the Crown, two Gold anodized aluminium cap buttons placed immediately behind the corners of the peak. 2 1/8 inch Dull Cherry Red Headband.
- aa. **Sri Lanka Army Ordnance Corps (All Officers and Warrant Officers Class I).** 100% Wool material stiffs pattern, Oxford Blue crown with Scarlet crease (welt) around the crown, two Gold anodized aluminium cap buttons placed immediately behind the corners of the peak. 2 1/8 inch Scarlet Headband.

RESTRICTED

ab. **Sri Lanka Electrical and Mechanical Engineers (All Officers and Warrant Officers Class I).** 100% Wool material stiffs pattern, Oxford Blue Crown with Scarlet crease (welt) around the Crown, two Gold anodized aluminium cap buttons placed immediately behind the corners of the peak. 2 1/8 inch Scarlet Headband.

ac. **Sri Lanka Corps of Military Police (All Officers and Warrant Officers Class I).** 100% Wool material stiffs pattern, Scarlet Crown with Scarlet crease (welt) around on the Crown, two Gold anodized aluminium cap buttons placed immediately behind the corners of the peak. 2 1/8 inch Oxford Blue Headband.

ad. **Sri Lanka Army General Service Corps (All Officers and Warrant Officers Class I).** 100% Wool material stiffs pattern, Oxford Blue Crown with Scarlet crease (welt) around the Crown, two Silver anodized aluminium cap buttons placed immediately behind the corners of the peak. 2 1/8 inch Scarlet Headband.

ae. **Sri Lanka Army Pioneer Corps (All Officers and Warrant Officers Class I).** 100% Wool material stiffs pattern, Oxford Blue crown with Scarlet crease (welt) around the Crown, two Silver anodized aluminium cap buttons placed immediately behind the corners of the peak. 2 1/8 inch Scarlet Headband.

af. **Sri Lanka Rifle Corps (All Officers and Warrant Officers Class I).** 100% Wool material stiffs pattern, Oxford Blue crown with Scarlet crease (welt) around the Crown, two Gold anodized aluminium cap buttons placed immediately behind the corners of the peak. 2 1/8 inch Scarlet Headband.

ag. **Sri Lanka National Guard (All Officers and Warrant Officers Class I).** 100% Wool material stiffs pattern, Oxford Blue Crown with Scarlet crease (welt) around the Crown, two Silver anodized aluminium cap buttons placed immediately behind the corners of the peak. 2 1/8 inch Scarlet Headband.

3. **Cap Peak Ceremonial Female Officers and Warrant Officers Class I.** The Peak of the Forage Cap will in all cases be Black patent leather with a droop about 35 degrees and deep in the centre and with ½ inch black PVC chin strap. The sides around the crown of all caps are in four pieces. Every cap has a 1 ¾ inch wide inner headband with Velvet Sweatband. Regimental Pattern Forage Caps are as follows(Annex B):

a. **Sri Lanka Signal Corps.** 100% Wool material stiffs pattern, Oxford Blue Crown with Blue crease (welt), two Gold anodized aluminium cap buttons placed immediately behind the corners of the peak. 5.3 cm Oxford Blue Headband (Colonel and above head band will be in red).

RESTRICTED

- b. **Military Intelligence Corps.** 100% Wool material stiffs pattern, Oxford Blue Crown with Dark Green crease (welt) around the Crown, two Gold anodized aluminium cap buttons placed immediately behind the corners of the peak. 5.3 cm Dark Green Headband (Colonel and above Headband will be in red).
- c. **Corps of Engineer Services.** 100% Wool material stiffs pattern, Oxford Blue Crown, two Gold anodized aluminium cap buttons placed immediately behind the corners of the peak. 5.3 cm Oxford Blue Headband (Colonel and above Headband will be in red).
- d. **Sri Lanka Army Medical Corps.** 100% Wool material stiffs pattern, Oxford Blue Crown, two Gold anodized aluminium cap buttons placed immediately behind the corners of the peak. 5.3 cm Dull Cherry Red Headband.
- e. **Sri Lanka Corps of Military Police.** 100% Wool material stiffs pattern, scarlet Crown, two Gold anodized aluminium cap buttons placed immediately behind the corners of the peak. 5.3 cm Oxford Blue Headband (Colonel and above Headband will be in red).
- f. **Sri Lanka Army General Service Corps.** 100% Wool material stiffs pattern, Oxford Blue Crown with scarlet crease (welt) around the Crown, two Silver anodized aluminium cap buttons placed immediately behind the corners of the peak. 5.3 cm scarlet Headband.
- g. **Sri Lanka Army Women's Corps.** 100% Wool material stiffs pattern, Green Crown, two Gold anodized aluminium cap buttons placed immediately behind the corners of the peak. 5.3 cm Beach Brown Headband (Colonel and above the Headband will be in red).

CAP PEAK GREEN FOR GENERAL PURPOSE WORKING DRESSES (MALE OFFICERS/ AND WARRANT OFFICERS CLASS I)

4. **Cap Peak Green with Red Band, Brown Chin Strap, Gold Button (Colonel and Above) Male Officers of SLAC, SLA, SLE, SLSC, GR, VIR, MIR, MIC, CES, SLAOC, SLEME, SLCMP and SLAPC.** Cap Green Peak 100% Wool Barathea or equivalent material (Colour NS 12 UK), stiffs pattern, of the same shape as the Cap Forage, peaked but Green drab, ½ inch Brown Leather Chin Strap, two Gold anodized aluminium cap buttons placed immediately behind the corners of the peak. The sides around the Crown is in four pieces, and Cloth Suede Red Headband around is 1 ¾ inch thick. A peak of Green with a droop of about 30° degrees and deep in the centre. Simulated inner Headband with velvet Sweatband, 1 ¾ inch wide side.

RESTRICTED

5. **Cap Peak Green with Maroon Band, Brown Chin Strap, Gold Button (Colonel and Above) Male Officers of SLAMC.** Cap Green Peak 100% Wool Baratheia or equivalent material (Colour NS 12 UK), stiffs pattern, of the same shape as the Cap Forage, peaked but Green drab, ½ inch Brown Leather Chin Strap, two Gold anodized aluminium cap buttons placed immediately behind the corners of the peak. The sides around the Crown is in four pieces, and Cloth Suede Maroon Headband around is 1 ¾ inch thick. A peak of Green with a droop of about 30° degrees and deep in the centre. Simulated inner Headband with velvet Sweatband, 1 ¾ inch wide side.

6. **Cap Peak Green with Brown Chin Strap, Gold Button (Lieutenant Colonel and Below) Male Officers of SLAC, SLA, SLE, SLSC, GR, VIR, MIR, MIC, CES, SLAMC, SLAOC, SLEME, SLCMP and SLAPC.** Cap Green Peak 100% Wool Baratheia or equivalent material (Colour NS 12 UK), stiffs pattern, of the same shape as the Cap Forage, peaked but Green drab, ½ inch Brown Leather Chin Strap, two Gold anodized aluminium cap buttons placed immediately behind the corners of the peak. The sides around the Crown is in four pieces, and the Headband around is 1 ¾ inch thick. A peak of Green with a droop of about 30° degrees and deep in the centre. Simulated inner Headband with velvet Sweatband, 1 ¾ inch wide side.

7. **Cap Peak Green with Red Band, Black Chin Strap, Black Button (Colonel and Above) Male Officers of SLSR.** Cap Green Peak 100% Wool Baratheia or equivalent material (Colour NS 12 UK), stiffs pattern, of the same shape as the Cap Forage, peaked but Green drab, ½ inch Black Leather Chin Strap, two Black anodized aluminium cap buttons placed immediately behind the corners of the peak. The sides around the Crown is in four pieces, and Cloth Suede Red Headband around is 1 ¾ inch thick. A peak of Green with a droop of about 30° degrees and deep in the centre. Simulated inner Headband with velvet Sweatband, 1 ¾ inch wide side.

8. **Cap Peak Green with Black Chin Strap, Black Button (Lieutenant Colonel and Below) Male Officers of SLSR.** Cap Green Peak 100% Wool Baratheia or equivalent material (Colour NS 12 UK), stiffs pattern, of the same shape as the Cap Forage, peaked but Green drab, ½ inch Black Leather Chin Strap, two Black anodized aluminium cap buttons placed immediately behind the corners of the peak. The sides around the Crown is in four pieces, and the Headband around is 1 ¾ inch thick. A peak of Green with a droop of about 30° degrees and deep in the centre. Simulated inner Headband with velvet Sweatband, 1 ¾ inch wide side.

9. **Cap Peak Green with Red Band, Brown Chin Strap, Silver Button (Colonel and Above) Male Officers of SLLI, GW, SLASC, SLAGSC, SLRC and SLNG.** Cap Green Peak 100% Wool Baratheia or equivalent material (Colour NS 12 UK), stiffs pattern, of the same shape as the Cap Forage, peaked but Green drab, ½ inch Brown Leather Chin Strap, two Silver anodized aluminium cap buttons placed immediately behind the corners of the peak. The sides around the Crown is in four pieces, and Cloth Suede Red Headband around is 1 ¾ inch thick. A peak of Green with a droop of about 30° degrees and deep in the centre. Simulated inner Headband with velvet Sweatband, 1 ¾ inch wide side.

RESTRICTED

10. **Cap Peak Green with Brown Chin Strap, Silver Button (Lieutenant Colonel and Below) Male Officers of SLLI, GW, SLASC, SLAGSC, SLRC and SLNG.** Cap Green Peak 100% Wool Baratheia or equivalent material (Colour NS 12 UK), stiffs pattern, of the same shape as the Cap Forage, peaked but Green drab, ½ inch Brown Leather Chin Strap, two Silver anodized aluminium cap buttons placed immediately behind the corners of the peak. The sides around the Crown is in four pieces, and the Headband around is 1 ¾ inch thick. A peak of Green with a droop of about 30° degrees and deep in the centre. Simulated inner Headband with velvet Sweatband, 1 ¾ inch wide side.

11. **Cap Peak Khaki with Brown Chin Strap, Gold Button for Male Warrant Officers Class I of SLAC, SLA, SLE, SLSC, GR, VIR, MIR, MIC, CES, SLAMC, SLAOC, SLEME, SLCMP and SLAPC.** Cap Khaki Peak stiffs pattern of the same shape as the Cap Forage peaked but Green drab, ½ inch Brown Leather Chin Strap, two Gold buttons of the prescribed pattern and size. The sides around the Crown is in four pieces, and the Headband around is 1 ¾ inch thick. A peak of Khaki with a droop of about 45° degrees and 2 inch deep in the centre.

12. **Cap Peak Khaki with Red Crown, Brown Chin Strap, Gold Button for all Male Other Ranks of SLCMP.** Cap Khaki Peak with Red Crown stiffs pattern of the same shape as the Cap Forage peaked but Green drab, ½ inch Brown Leather Chin Strap, two Gold buttons of the prescribed pattern and size. The sides around the Crown is in four pieces, and the Headband around is 1 ¾ inch thick. A peak of Khaki with a droop of about 45° degrees and 2 inch deep in the centre.

13. **Cap Peak Khaki with Black Chin Strap, Black Button for Male Warrant Officers Class One of SLSR.** Cap Khaki Peak stiffs pattern of the same shape as the Cap Forage peaked but Green drab, ½ inch Black Leather Chin Strap, two Black buttons of the prescribed pattern and size. The sides around the Crown is in four pieces, and the Headband around is 1 ¾ inch thick. A peak of Khaki with a droop of about 45° degrees and 2 inch deep in the centre.

14. **Cap Peak Khaki with Brown Chin Strap, Silver Button for Male Warrant Officers Class I of SLLI, GW, SLASC, SLAGSC, SLRC and SLNG.** Cap Khaki Peak stiffs pattern of the same shape as the Cap Forage peaked but Green drab, ½ inch Brown Leather Chin Strap, two Silver buttons of the prescribed pattern and size. The sides around the Crown is in four pieces, and the Headband around is 1 ¾ inch thick. A peak of Khaki with a droop of about 45° degrees and 2 inch deep in the centre.

CAP FORAGE GREEN FOR GENERAL PURPOSE WORKING DRESS (FEMALE OFFICERS/ OTHER RANKS)

15. **Cap Forage Green with Red Band Women's Pattern (Colonel and above) all Lady Officers of SLSC, MIC, CES, SLAGSC and SLAWC.** Cap Forage Green Women's Pattern, 100% Wool material stiffs pattern, of the same shape as the Cap Forage. ½ inch Black Leather Chin Strap, two Gold anodized aluminium cap buttons placed immediately behind the corners of the peak. Cloth Suede Red Headband around is 5.3 cm width. A Black colour plastic Peak with a drop of about 35⁰ degrees and 2 inch deep in the centre. Similar Inner Headband with velvet Sweatband, 1 ¾ inch wide inner side.

16. **Cap Forage Green with Dull Cherry Red Band Women's Pattern (Colonel and Above) Lady Officers of SLAMC.** Cap Forage Green Women Pattern, 100% Wool material stiffs pattern, of the same shape as the Cap Forage. ½ inch Black Leather Chin Strap, two Gold anodized aluminium cap buttons placed immediately behind the corners of the peak. Cloth Suede Maroon Headband around is 5.3 cm width. A Black colour Peak with a drop of about 35⁰ degrees and 2 inch deep in the centre. Similar inner Headband with velvet Sweatband, 1 ¾ inch wide inner side.

17. **Cap Forage Green Women's Pattern (Lieutenant Colonel and Below) Lady Officers and Warrant Officer Class I of SLSC, MIC, CES, SLAMC, SLAGSC and SLAWC.** Cap Forage Green Women Pattern, 100% Wool material stiffs pattern, of the same shape as the Cap Forage. ½ inch Black Leather Chin Strap, two Gold anodized aluminium cap buttons placed immediately behind the corners of the peak. The Green colour Headband around is 5.3 cm width. A Black Colour Peak with a drop of about 35⁰ degrees and 2 inch deep in the centre. Similar inner Headband with velvet Sweatband, 1 ¾ inch wide inner side.

18. **Cap Forage Green with Red Band Women's Pattern (Colonel and Above) Lady Officers of SLCMP.** Cap Green Peak 100% Wool Barathea or equivalent material (Colour NS 12 UK), stiffs pattern, of the same shape as the Cap Forage, peaked but Green drab, ½ inch Brown Leather Chin Strap, two Gold anodized aluminium cap buttons placed immediately behind the corners of the peak. Cloth Suede Red Headband around is 5.3 cm width. A peak of Green with a droop of about 35⁰ degrees and 2 inch deep in the centre. Simulated inner Headband with velvet Sweatband, 1 ¾ inch wide inner side.

19. **Cap Forage Green Women's Pattern (Lieutenant Colonel and Below) Lady Officers and Warrant Officer Class I of SLCMP.** Cap Green Peak 100% Wool Barathea or equivalent material (Colour NS 12 UK), stiffs pattern, of the same shape as the Cap Forage, peaked but Green drab, ½ inch Brown Leather Chin Strap, two Gold anodized aluminium cap buttons placed immediately behind the corners of the peak. The Green colour Headband around is 5.3 cm width. A peak of Green with a droop of about 35⁰ degrees and 2 inch deep in the centre. Simulated inner Headband with velvet Sweatband, 1 ¾ inch wide inner side.

RESTRICTED

20. **Cap Forage Red Women's Pattern for all Female Other Ranks of SLCMP.** Cap Forage Red Women's pattern, 100% Wool material stiff pattern, of the same shape as the Cap Forage. ½ inch Black Leather Chin Strap, two Gold anodized aluminium cap buttons placed immediately behind the corners of the peak. The Green colour Headband around is 5.3 cm width. A Black colour peak with a droop of about 35⁰ degrees and 2 inch deep in the centre. Similar inner Headband with velvet Sweatband, 1 ¾ inch wide inner side.

BERET

21. **Beret Dark Brown for SLA, SLE, SLSC, SLLI, CES, SLASC, SLAMC, SLAOC, SLEME, SLAGSC, SLAPC and SLNG Male Officers.** Berets Dark Brown made out of wool construction with Black cloth trim should have adjustable drawstring.

22. **Beret Black for SLAC and SF Officers and Other Ranks.** Berets Black made out of wool construction with Black cloth trim should have adjustable drawstring.

23. **Beret Dark Green for SLSR Officers and Other Ranks.** Berets Dark Green made out of wool construction with Black cloth trim should have adjustable drawstring.

24. **Beret Billiard Green for GR Officers and Other Ranks.** Berets Billiard Green made out of wool construction with Black cloth trim should have adjustable drawstring.

25. **Beret Blue for GW, VIR Officers and Officer Cadets and Male Other Ranks of SLA, SLE, SLSC, SLLI, GW, VIR, CES, SLASC, SLAMC, SLAOC, SLEME, SLAGSC, SLAPC and SLNG.** Berets Dark Green made out of wool construction with Black cloth trim should have adjustable drawstring.

26. **Beret Dark Green for MIR and SLRC Officers and Other Ranks.** Berets Dark Green made out of wool construction with Black cloth trim should have adjustable drawstring.

27. **Beret Maroon for Commando Officers and Other Ranks.** Berets Maroon made out of wool construction with Black cloth trim should have adjustable drawstring.

28. **Beret Dark Green for MIC Male Officers and Other Ranks.** Berets Dark Green made out of wool construction with Black cloth trim should have adjustable drawstring.

29. **Beret Scarlet for SLCMP Male Officers.** Berets Scarlet made out of wool construction with Black cloth trim should have adjustable drawstring.

30. **Beret Dark Green Colour for SLAWC Other Ranks.** Berets Dark Green Colour made out of wool construction with Black cloth trim should have adjustable drawstring.

RESTRICTED

CAMOUFLAGE/OLIVE GREEN CLOTH CAP

31. Camouflage cap cloth is worn by All Ranks including Officer Cadets for Dress No 7.
32. Olive Green cap cloth is worn by all Officers and Other Ranks for Dress No 8 and Officer Cadets and Tradesmen for Dress No 8 and 8A.

SIDE HATS

33. Side hats of the Army establishments are as follows:
- a. Sri Lanka Artillery - Side hat Red and Blue.
 - b. Sri Lanka Engineers - Side hat Black with Red piping.
 - c. Sri Lanka Signal Corps - Side hat Oxford Blue with Sky Blue piping.
 - d. Sri Lanka Light Infantry - Side hat with Oxford Blue crown and Scarlet sides.
 - e. Sri Lanka Sinha Regiment - Side hat Green.
 - f. Vijayabahu Infantry Regiment - Side hat Maroon and Gold.
 - g. Commando Regiment - Side hat Maroon with Gold piping.
 - h. Military Intelligence Corps - Side hat Dark Green and Blue with Gold piping.
 - i. Corps of Engineer Service - Side hat Oxford Blue with Scarlet piping.
 - j. Sri Lanka Army Service Corps - Side hat Oxford Blue with Yellow piping.
 - k. Sri Lanka Army Medical Corps - Side hat Oxford Blue with Maroon piping.
 - l. Sri Lanka Army Ordnance Corps - Side hat Oxford Blue with Scarlet piping.
 - m. Sri Lanka Electrical and Mechanical Engineers - Side hat Red and Black.
 - n. Sri Lanka Corps of Military Police - Side Hat Scarlet and Black.
 - o. Sri Lanka Army General Service Corps - Side hat Oxford Blue and Saffron.
 - p. Sri Lanka Military Academy - Side hat Red, white and Black.

RESTRICTED

PUGGERIE/BAND HEAD DRESSES

34. Puggerie/Band Head Dresses are as follows:

- a. Sri Lanka Armoured Corps - Puggerie cap with Black fur.
- b. Sri Lanka Artillery - Bear skin hat Black.
- c. Sri Lanka Engineers - Puggerie cap Red and Oxford Blue with Oxford Blue piping.
- d. Sri Lanka Signal Corps - Puggerie cap Oxford Blue, Green with Sky Blue piping.
- e. Sri Lanka Light Infantry - Puggerie cap Oxford Blue with White Stripes.
- f. Sri Lanka Sinha Regiment - Puggerie Black and Green.
- g. Gemunu Watch - Puggerie cap Red.
- h. Gajaba Regiment - Puggerie Cap with Golden Yellow and Billiard Green.
- i. Vijayabahu Infantry Regiment - Puggerie cap Maroon and Black.
- j. Mechanized Infantry Regiment - Puggerie cap Maroon and Black strips.
- k. Commando Regiment - Puggerie cap Maroon and Black.
- l. Special Forces Regiment - Puggerie Cap of Black, Scarlet and Silver.
- m. Military Intelligence Corps - Side hat Dark Green and Gold.
- n. Corps of Engineer Service - Puggerie cap Scarlet and Oxford Blue.
- o. Sri Lanka Army Service Corps - Puggerie cap Yellow and Oxford Blue.
- p. Sri Lanka Army Medical Corps - Puggerie cap peak Scarlet and Oxford Blue.
- q. Sri Lanka Army Ordnance Corps - Puggerie cap Scarlet and Oxford Blue.
- r. Sri Lanka Electrical and Mechanical Engineers - Puggerie cap Blue, Yellow and Red.

RESTRICTED

- s. Sri Lanka Corps of Military Police - Scarlet and Oxford Blue puggerie for Dress No 1A and Scarlet steel helmet for band.
- t. Sri Lanka Army General Service Corps - Puggerie cap Sky Blue and Oxford Blue.
- u. Sri Lanka Army Women Corps - Side hat Dark Green.
- v. Sri Lanka Pioneer Corps - Side hat Red, dark Green and Light Green.
- w. Sri Lanka Rifle Corps - Puggerie cap Green and Yellow.
- x. Sri Lanka National Guard - Puggerie cap Scarlet and Oxford Blue.
- y. Sri Lanka Army Band - Puggerie Saffron and Blue.

CAP BADGES

35. Cap Badge of respective Regiments or Corps, will be worn by all ranks when in uniform except Dress No 7 and 8. Embroidered Badges may be worn on Band Dresses. SLCMP Other Ranks will wear embroidered cap badge for Dress No 1A.

36. Cap Badge for Officers and Other Ranks will be of the same pattern, except in Sri Lanka Artillery Regiment, Sri Lanka Light Infantry Regiment and Sri Lanka Sinha Regiment.

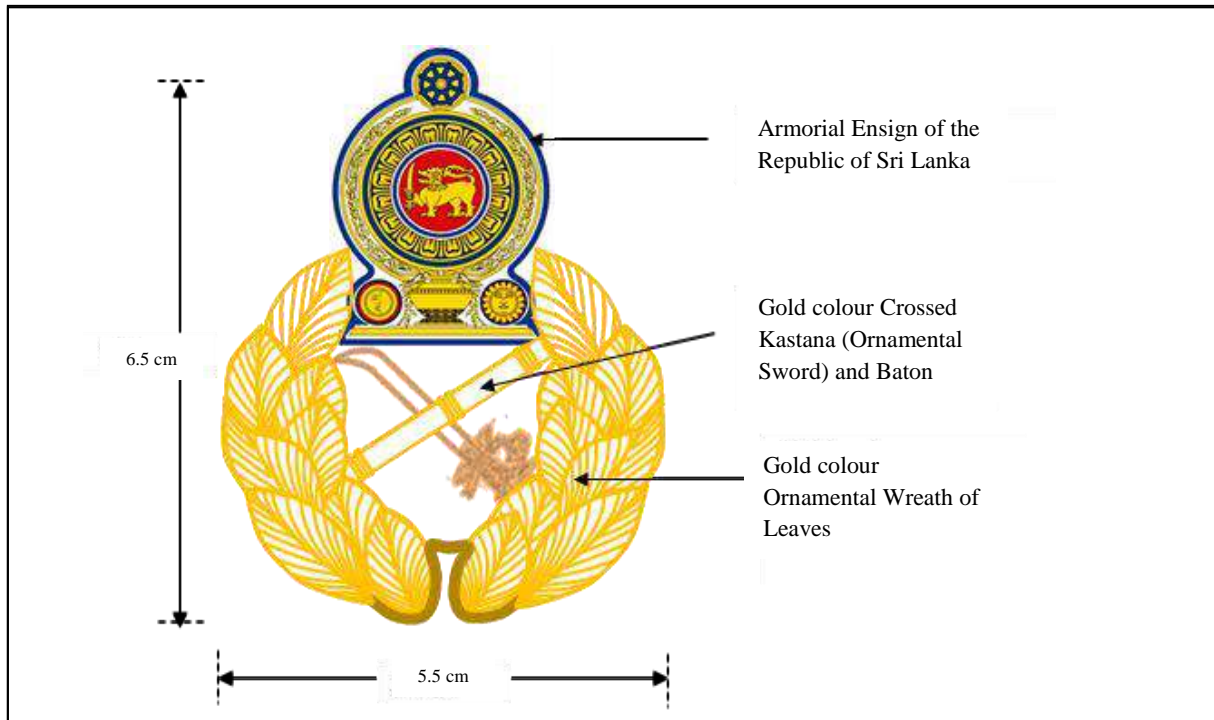
37. The Cap Badge when worn on the Forage Cap Ceremonial will not have any coloured backing. Backing to be worn with Cap Peak Green and Beret Badges are indicated at Part 2 of these Regulations.

38. A Regiment or Corps Badge of the same size and pattern as the Other Ranks Cap Badge will be worn on the buckle of the leather belt by all Other Ranks except by those in Sri Lanka Armoured Corps and Sri Lanka Engineer Regiments, who will wear a Badge of the same size and pattern of their Collar Badge. Sri Lanka Signal Corps will not wear badges on belts.

39. Cap Badges will be of Gold, Silver, Bronze, Anodized Black and Black as per the Regimental Patterns.

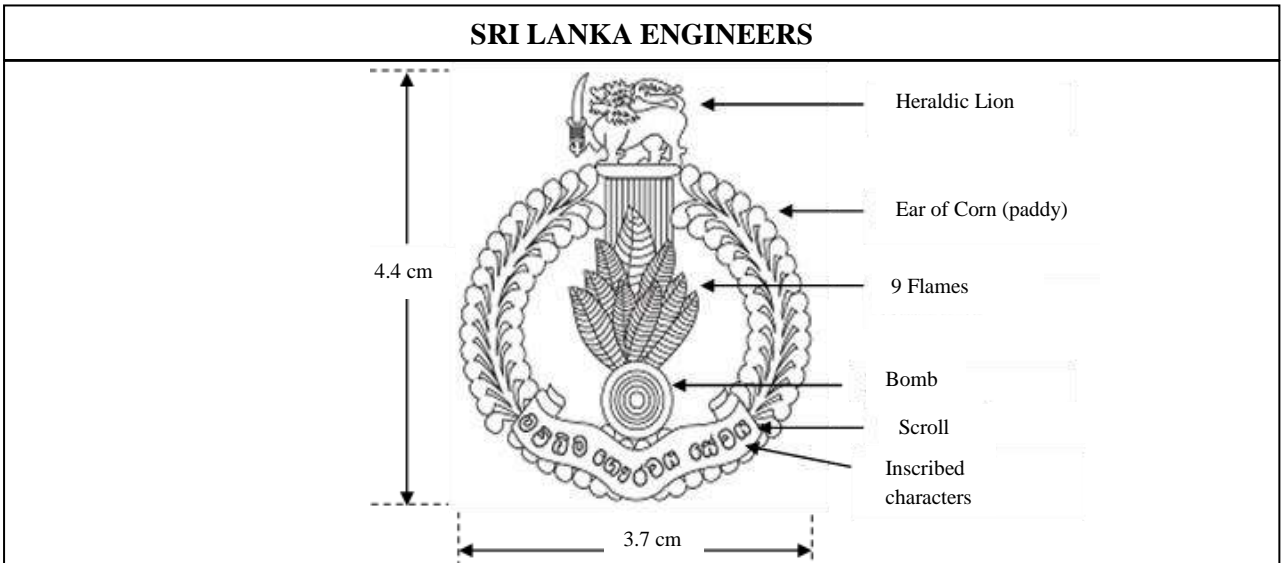
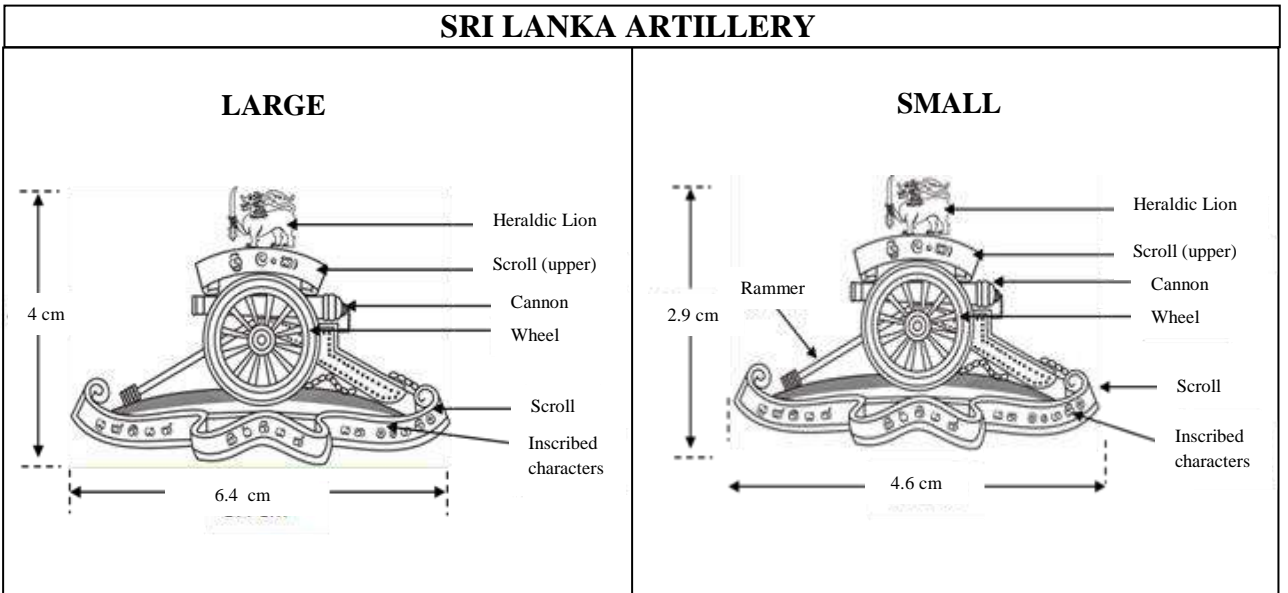
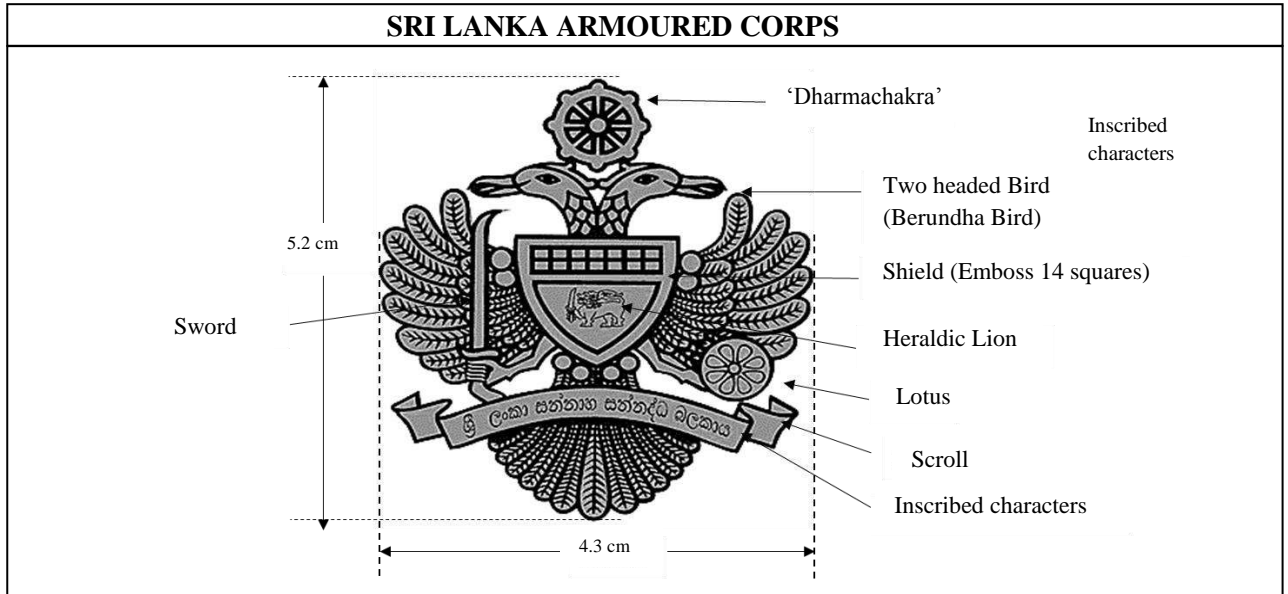
40. The authorized design of Regiment/Unit Cap Badge appears at Annex C of these Regulations. Sealed patterns of these are to be kept at the Directorate of Personnel Administration, the Directorate of Ordnance Services and with the Regimental Centre.

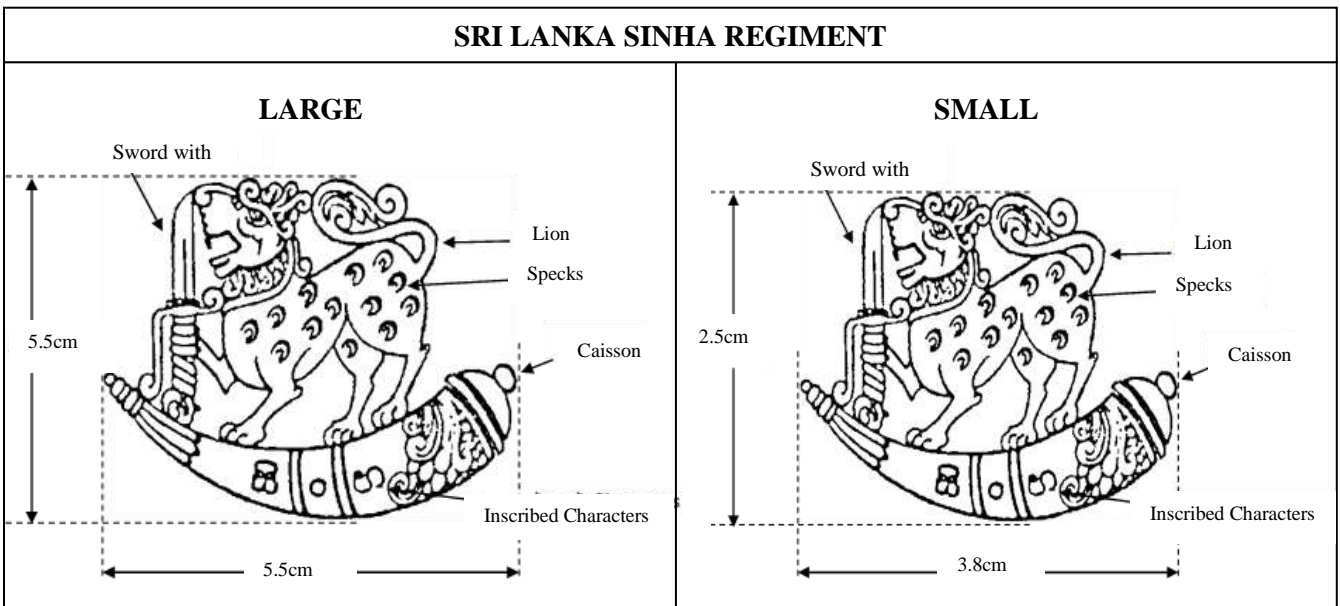
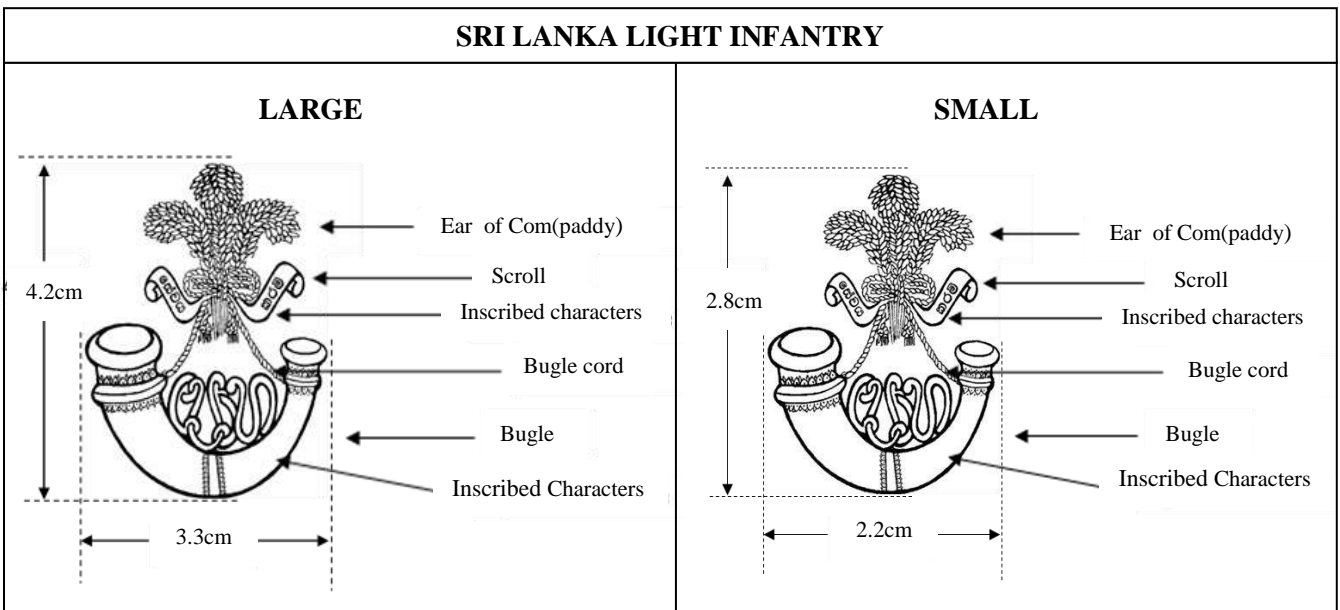
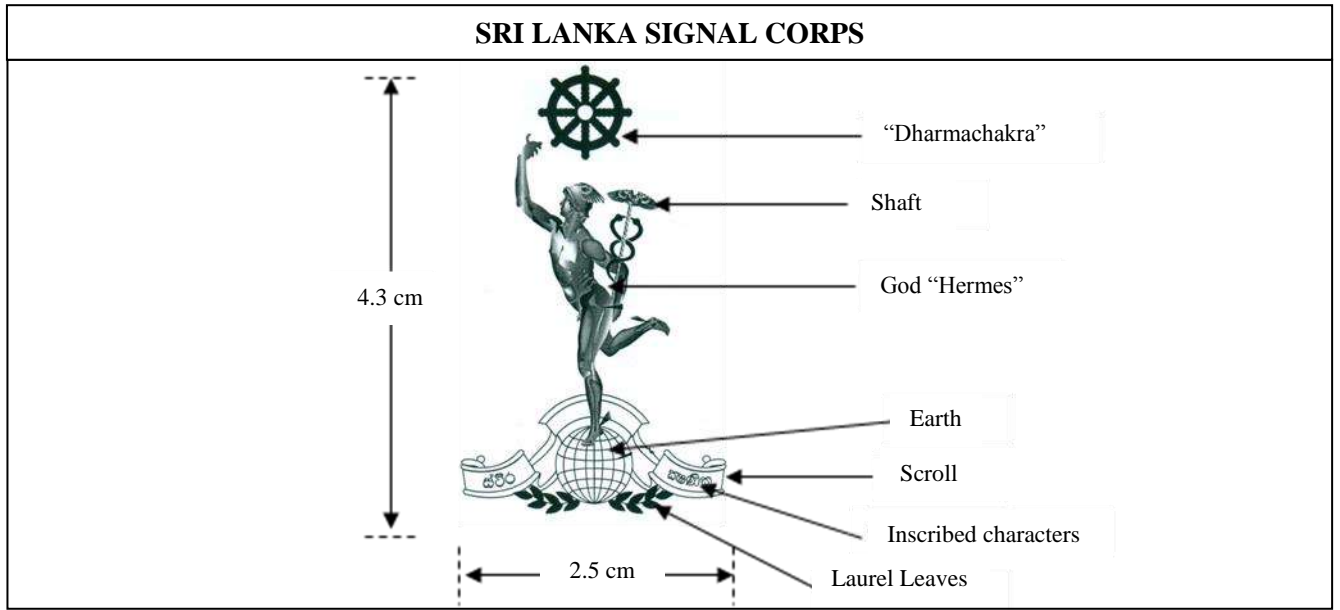
41. **Badges Cap Embroidered General Officers Pattern.** Embroidered Armorial Ensign of the Republic of Sri Lanka rests at the Tips of the Crossed Kastana (Ornamental Sword) and Baton as in Diagram with the Circular Portion of the Armorial Ensign Projecting above the Ornamental Wreath of Leaves.

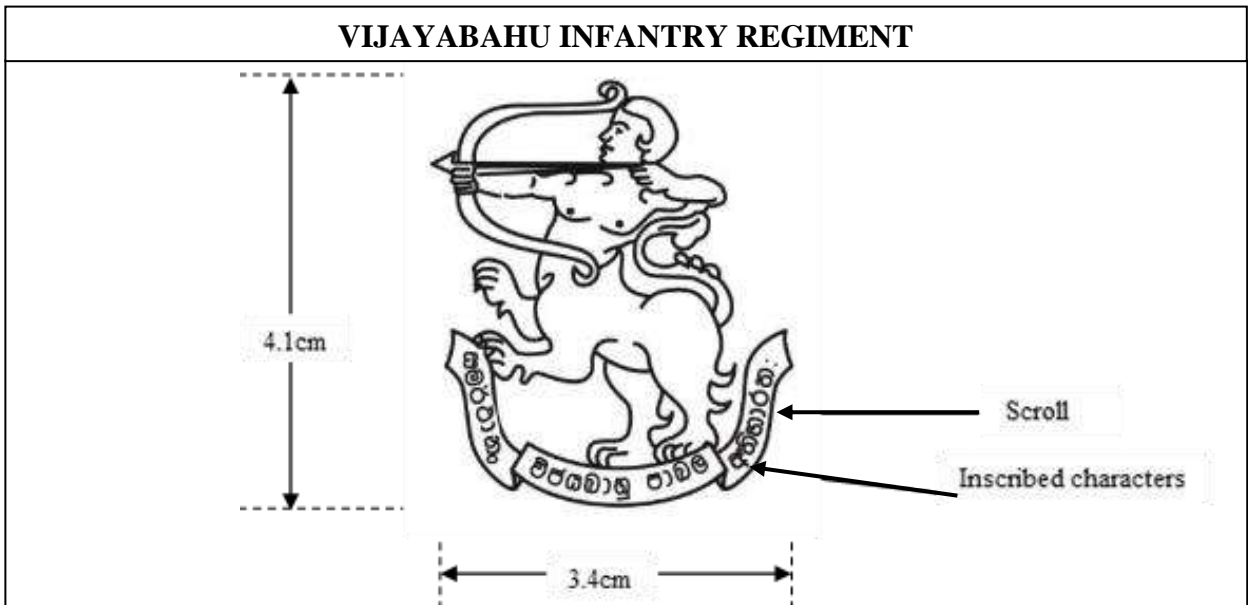
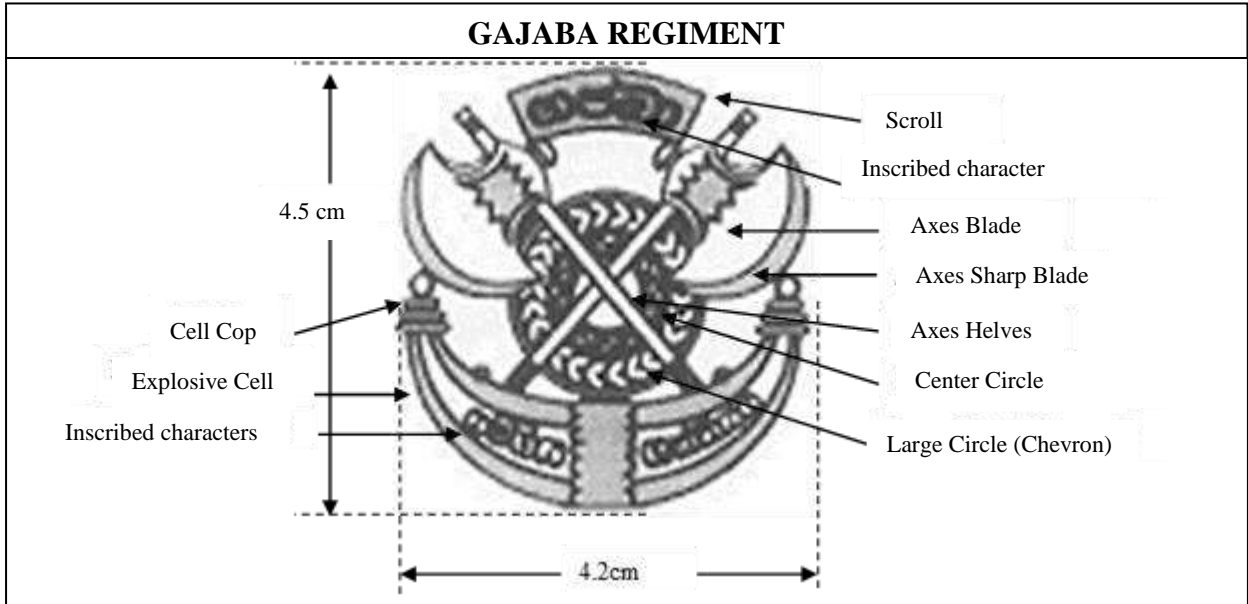
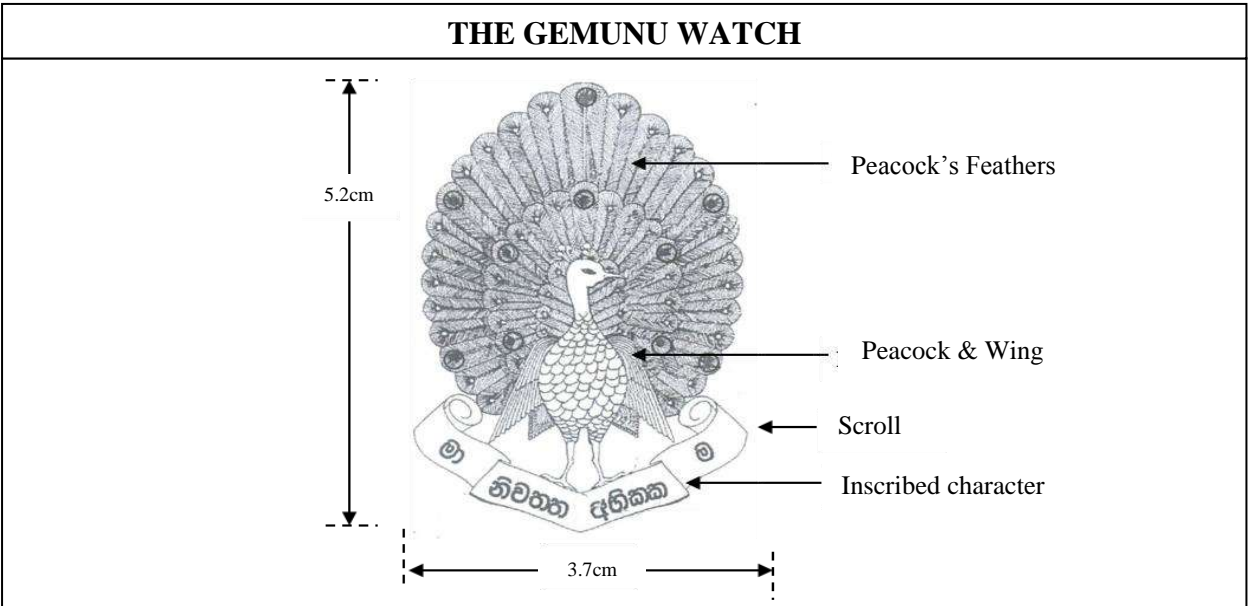


42. **Badges Cap Embroidered Brigadier/Colonel Pattern.** Embroidered Crossed Kastanas (Ornamental Swords) with points uppermost within the Palapeti Ratava, surrounded by a Pol Mal Ornamentation over which the Heraldic Lion of Sri Lanka is mounted. The words Sri Lanka Army inscribed in Sinhala characters form the base of the Badge.

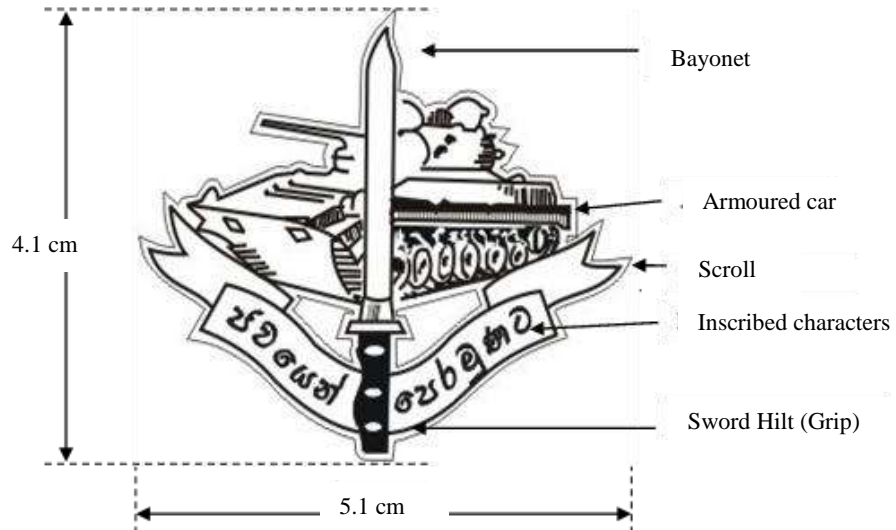
43. Badges Cap Regimental Pattern Pin/Clip Type.



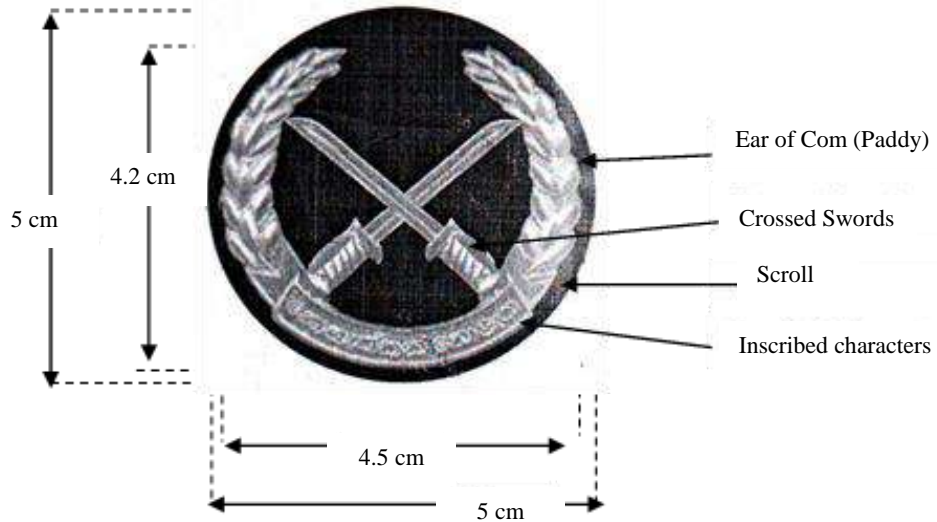




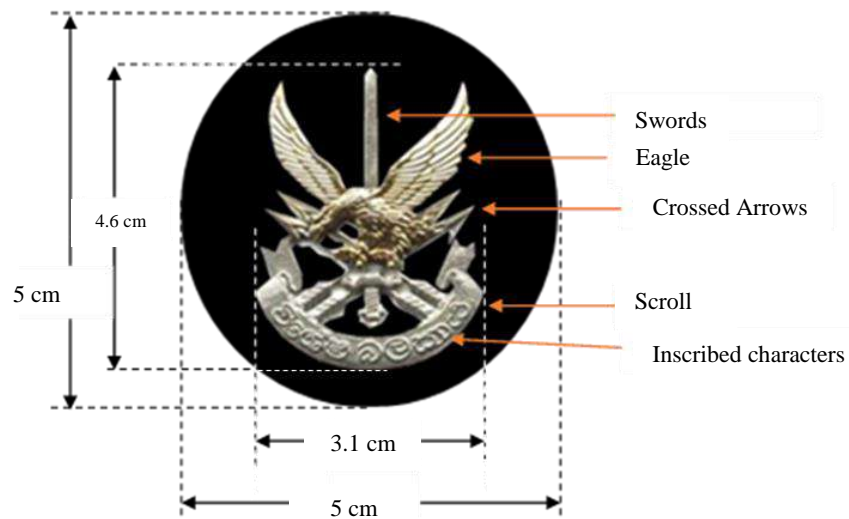
MECHANIZED INFANTRY REGIMENT

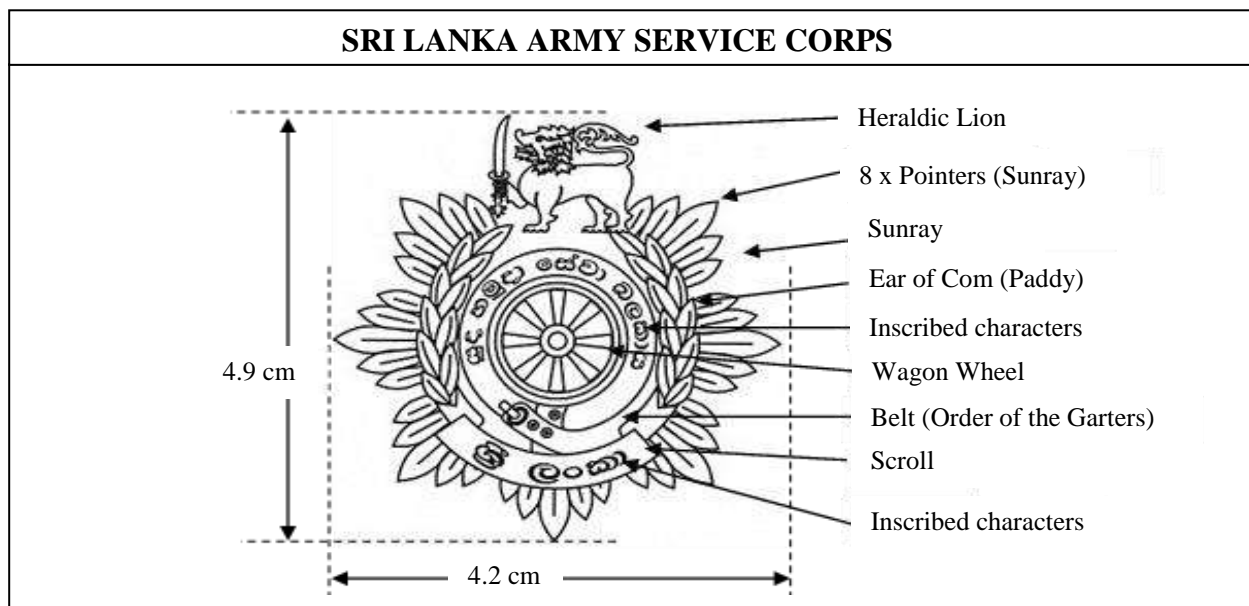

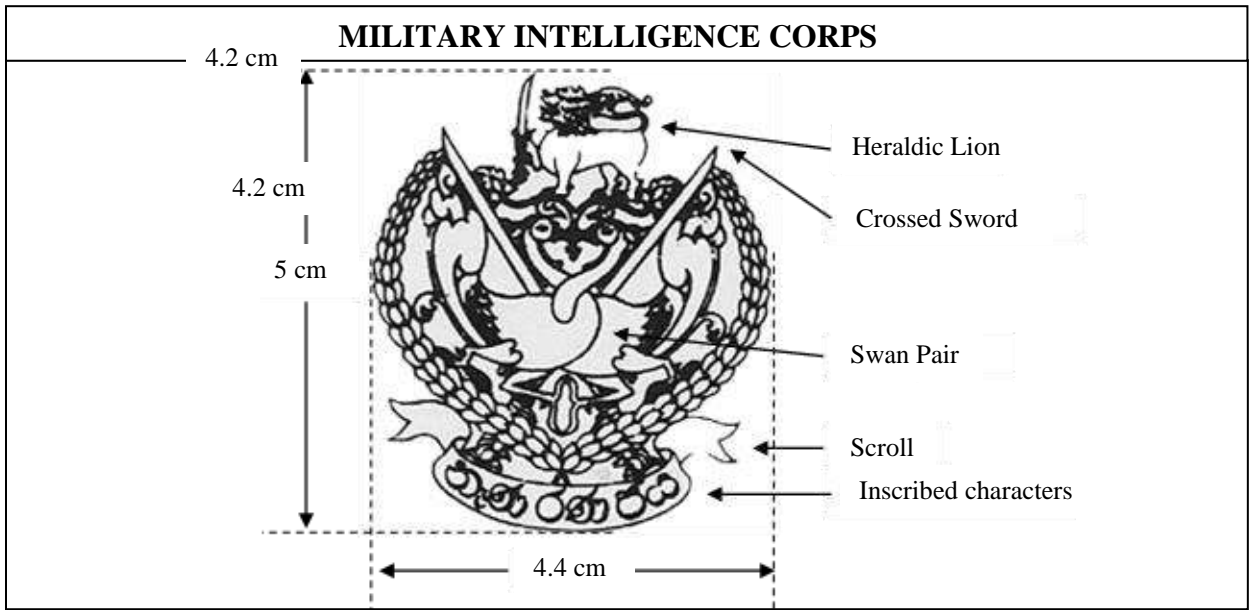


COMMANDO REGIMENT

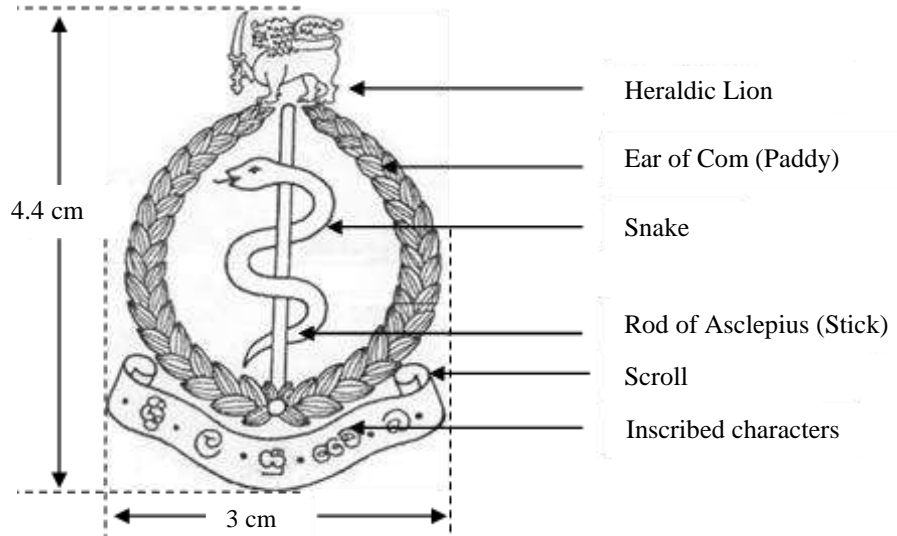


SPECIAL FORCES REGIMENT

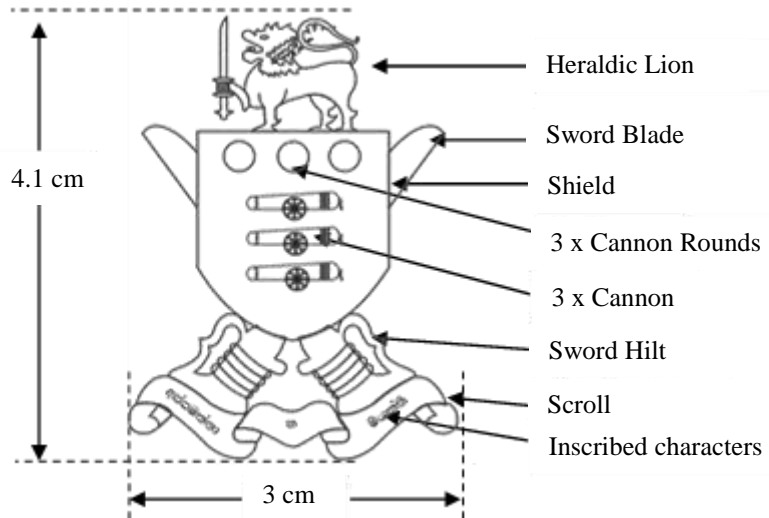




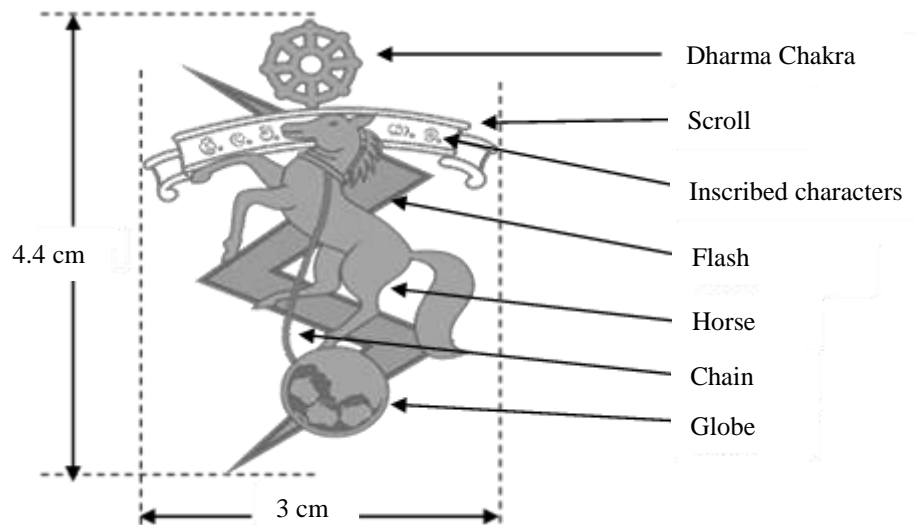
SRI LANKA ARMY MEDICAL CORPS



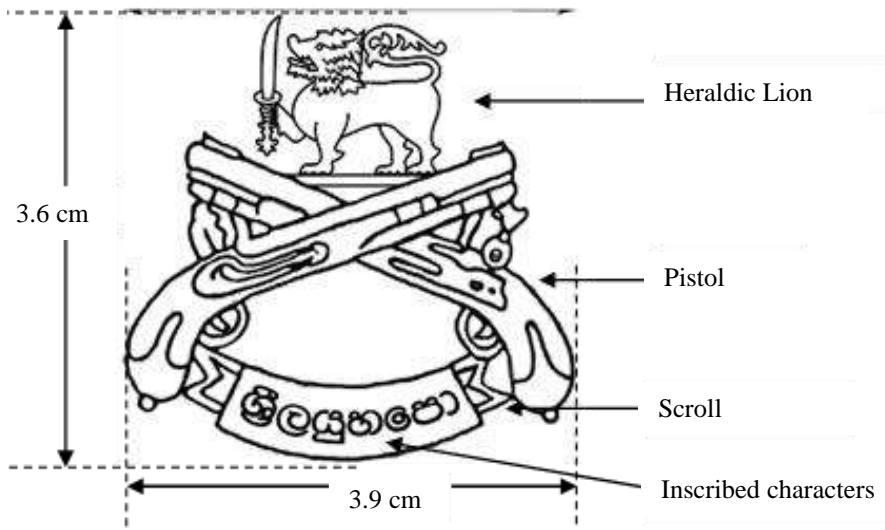
SRI LANKA ARMY ORDNANCE CORPS



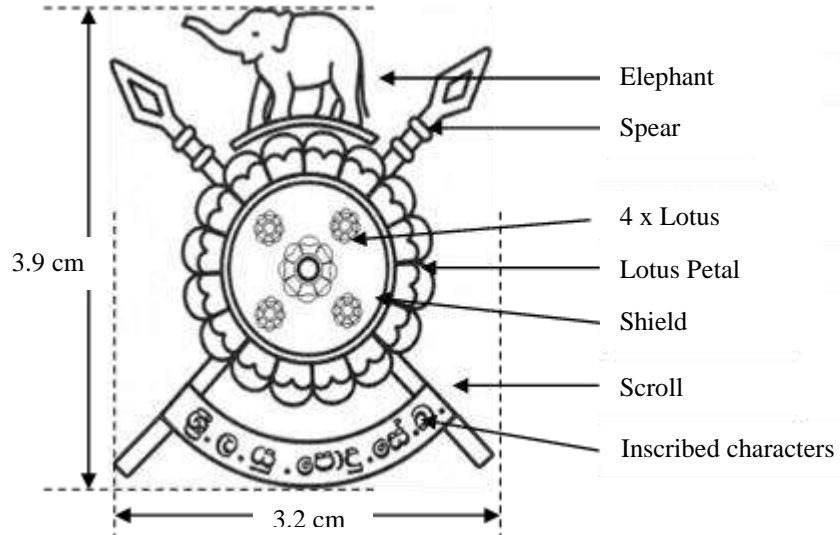
SRI LANKA ELECTRICAL AND MECHANICAL ENGINEERS



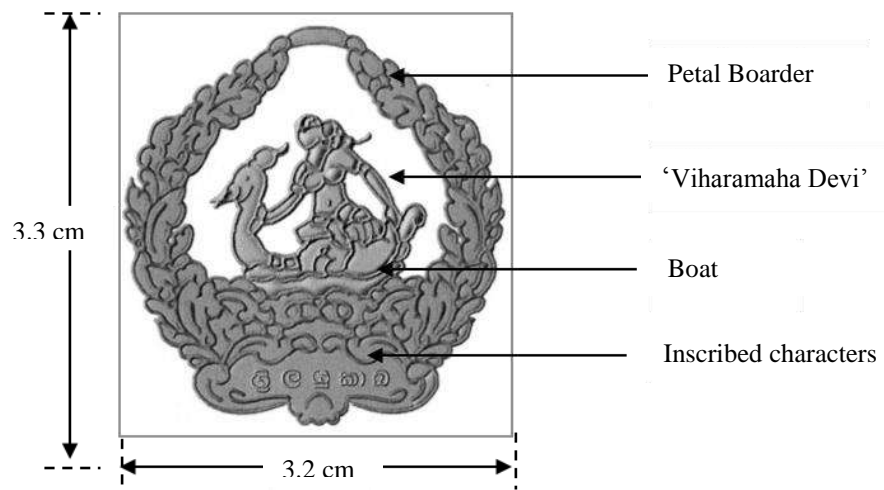
SRI LANKA CORPS OF MILITARY POLICE


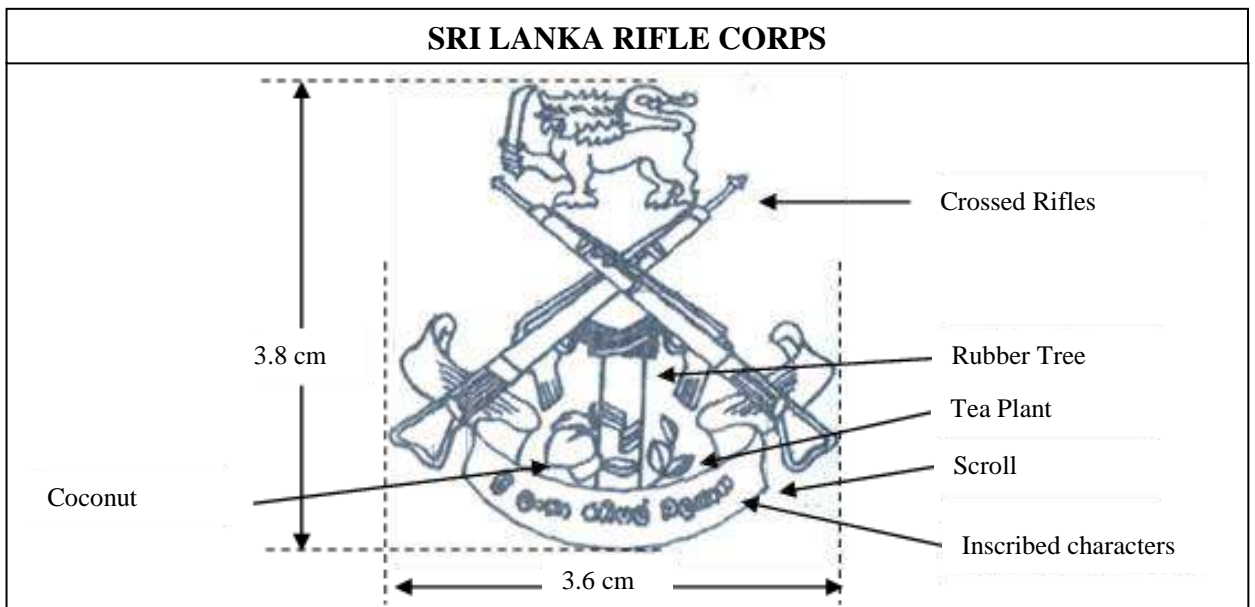
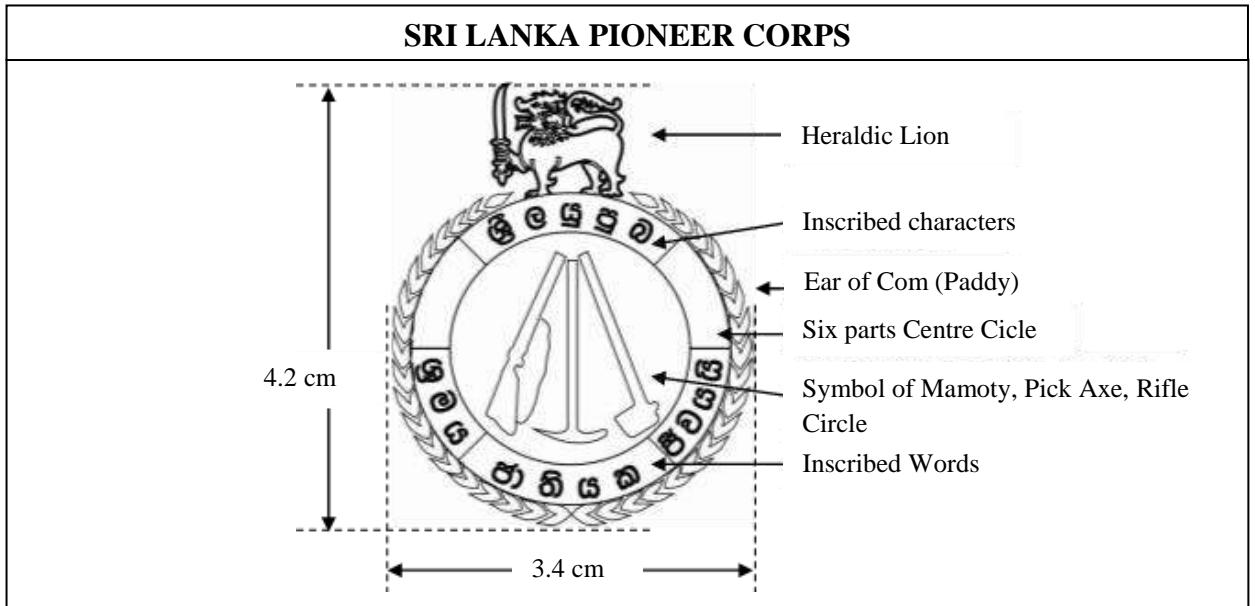


SRI LANKA ARMY GENERAL SERVICE CORPS

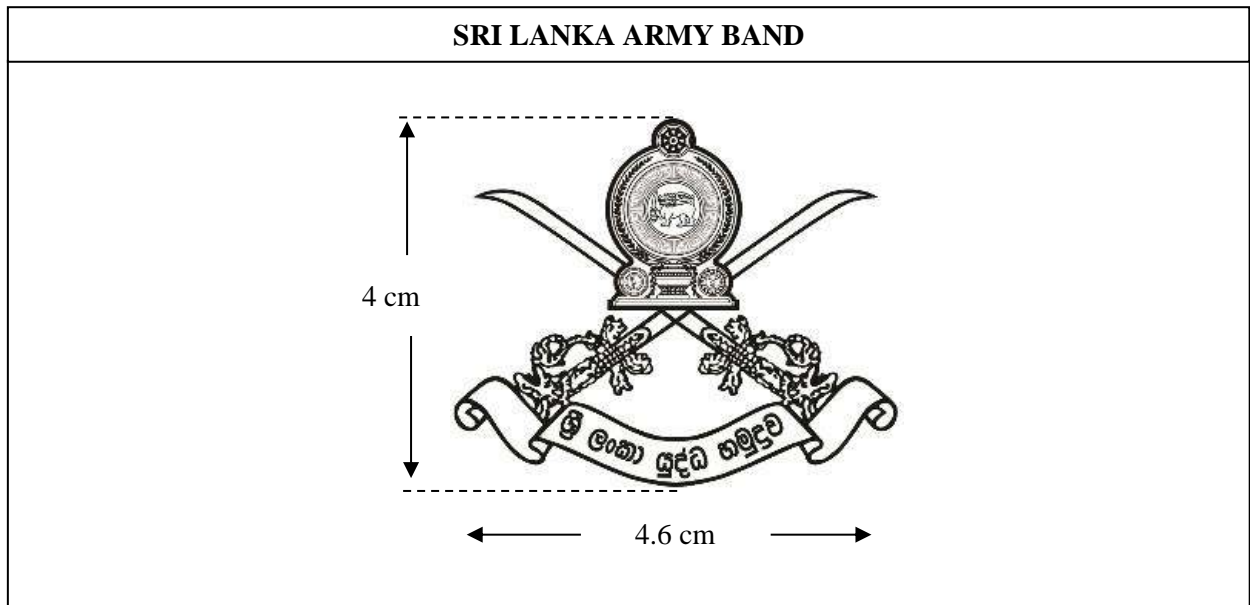
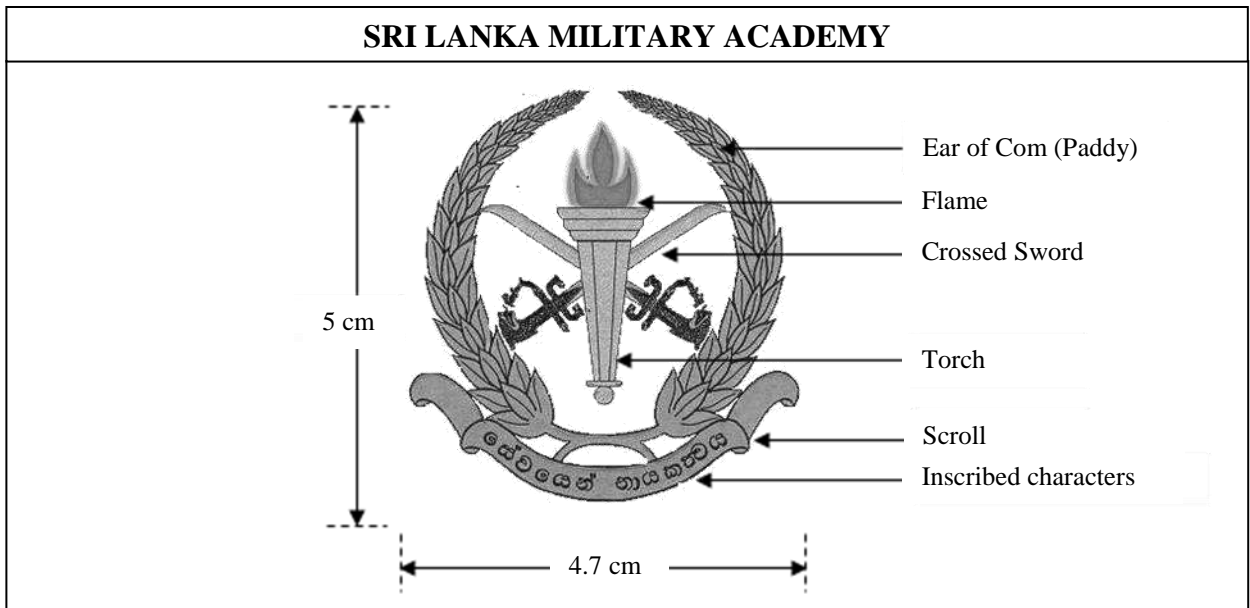


SRI LANKA ARMY WOMEN'S CORPS





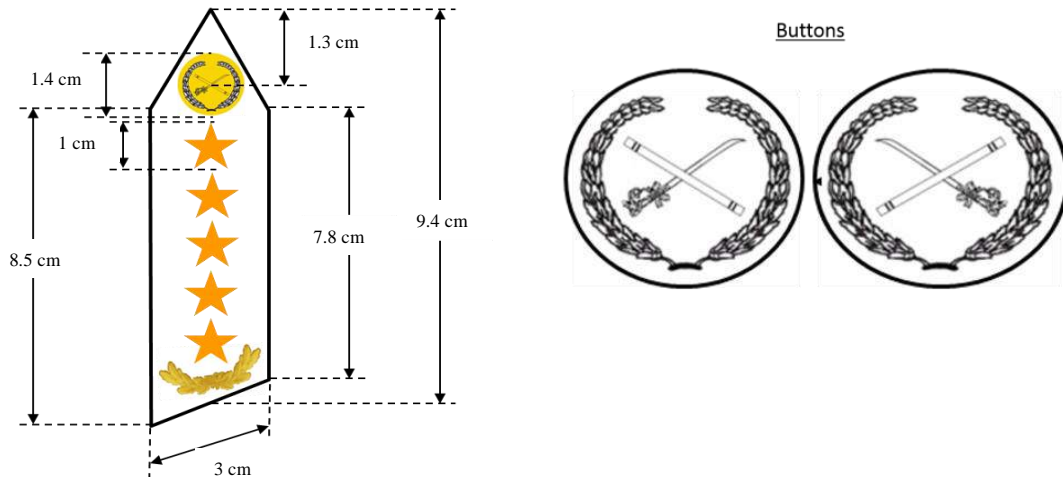
RESTRICTED



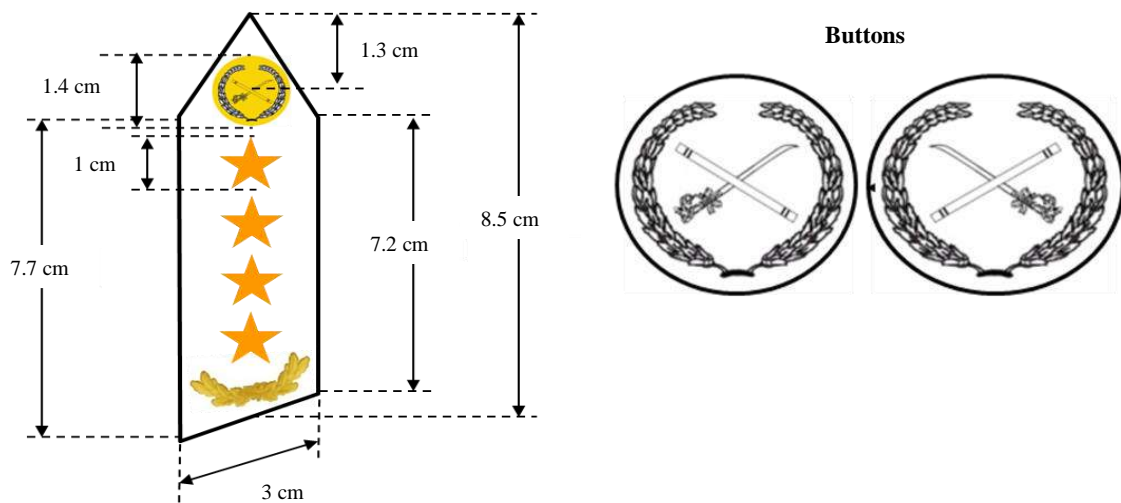
GORGET PATCHES

44. Gorget Patches will be worn by all Colonel and above officers with Dress No 1, 2A, 3, 3A, 4, 5, 5A, 6, 6A, 6B, 7, 8, 9 and 10 (Annex D).

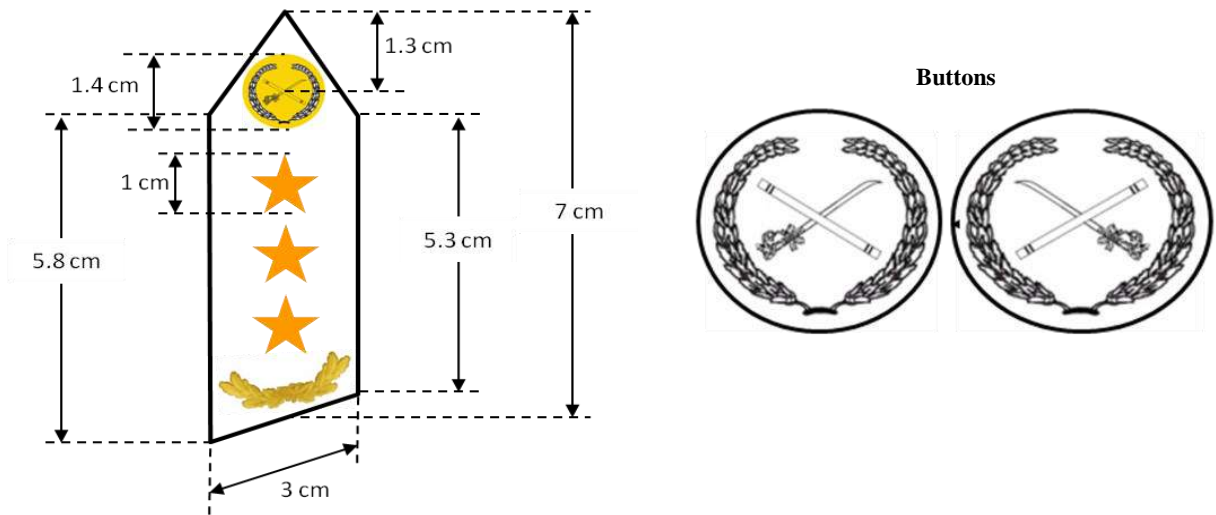
45. **Gorget Patches Field Marshal Pattern.** The Gorget Patches Field Marshal pattern will be of Five Gold/Silver Stars on Scarlet background with a Gold/Silver Button (made out of Brass plated in Gold/Silver Colour) and upon it a Cross Sword and a Baton, and a Laurel Wreath around. The design of the embellishment on the Gorget Patch will be an Oak Leaf chain of two Oak Leaves in Gold Colour, the top end of the lower Oak Leaf pointing outwards. Stitched with Gold thread. This will be worn by Field Marshal for Dress No 2A, 4, 5, 6, 6A, 7 and 8.



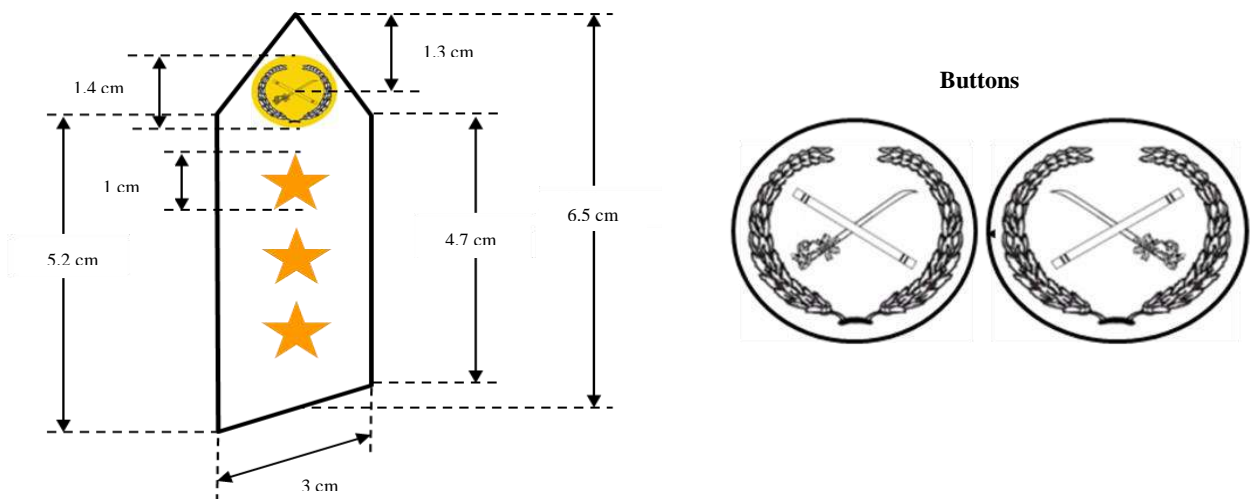
46. **Gorget Patches General Officer Pattern.** The Gorget Patches General Officer Pattern will be of Four Gold/Silver Stars on Scarlet background with a Gold/Silver Button (made out of Brass plated in Gold/Silver Colour) and upon it a Cross Sword and a Baton, and a Laurel Wreath around. The design of the embellishment on the Gorget Patch will be an Oak Leaf chain of two Oak Leaves in Gold Colour, the top end of the lower Oak Leaf pointing outwards. Stitched with Gold thread. This will be worn by Officers in the rank of General for Dress No 2A, 4, 5, 6, 6A, 7 and 8.



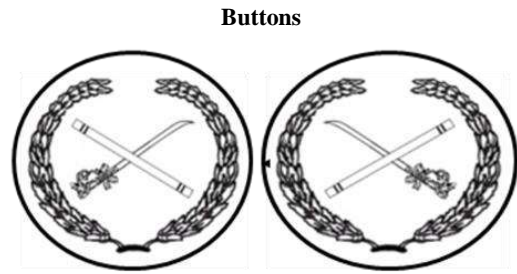
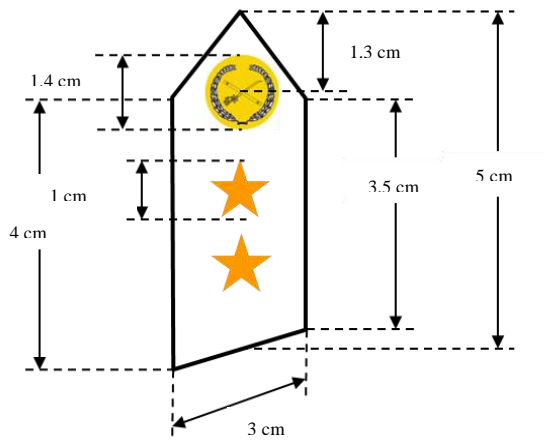
47. **Gorget Patches Commander of the Army Pattern.** The Gorget Patches Commander of the Army pattern will be of Three Gold/Silver Stars on scarlet background with a Gold/Silver Button (made out of Brass plated in Gold/Silver Colour) and upon it a Cross Sword and a baton, and a Laurel Wreath around. The design of the embellishment on the Gorget Patch will be a chain of two Oak Leaves in Gold Colour, the top end of the lower Oak Leaf pointing outwards. Stitched with Gold thread. This will be worn by the Commander of the Army for Dress No 2A, 4, 5, 6, 6A, 7 and 8.



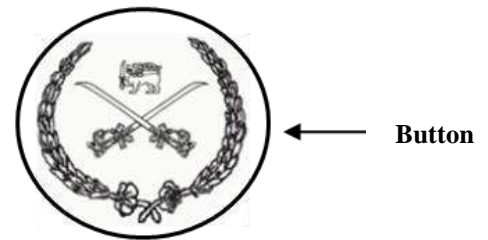
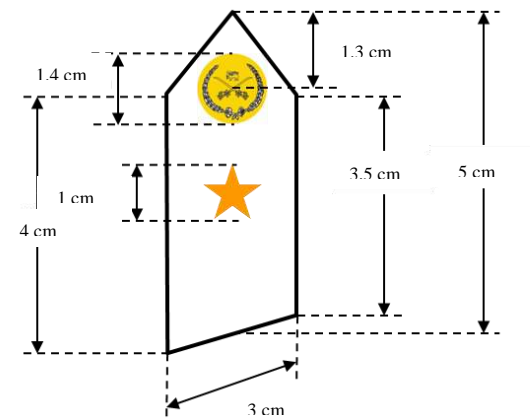
48. **Gorget Patches Lieutenant General Officer Pattern.** The Gorget Patches Lieutenant General Officer pattern will be of Three Gold/Silver Stars on Scarlet background with a Gold/Silver Button (made out of Brass plated in Gold/Silver Colour) and upon it a Cross Sword and a Baton, and a Laurel Wreath around. This will be worn by the Officers in the rank of Lieutenant General for Dress No 2A, 4, 5, 6, 6A, 7 and 8.



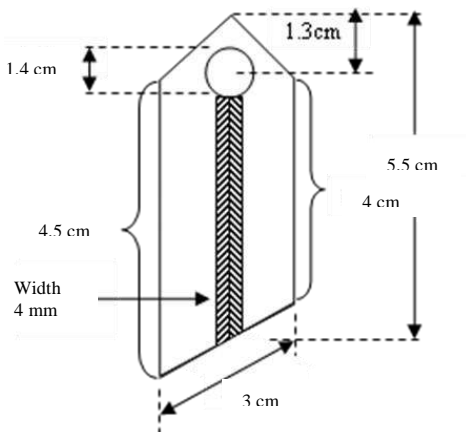
49. **Gorget Patches Major General Officer Pattern.** The Gorget Patches Major General Officer pattern will be of Two Gold/Silver Stars on scarlet background with a Gold/Silver Button (made out of Brass plated in Gold/Silver Colour) and upon it a Cross Sword and a Baton, and a Laurel Wreath around. This will be worn by the Officers in the rank of Major General for Dress No 2A, 4, 5, 5A, 6, 6A, 6B, 7 and 8. In case of the Sri Lanka Army Medical Corps the background will be in Maroon colour.



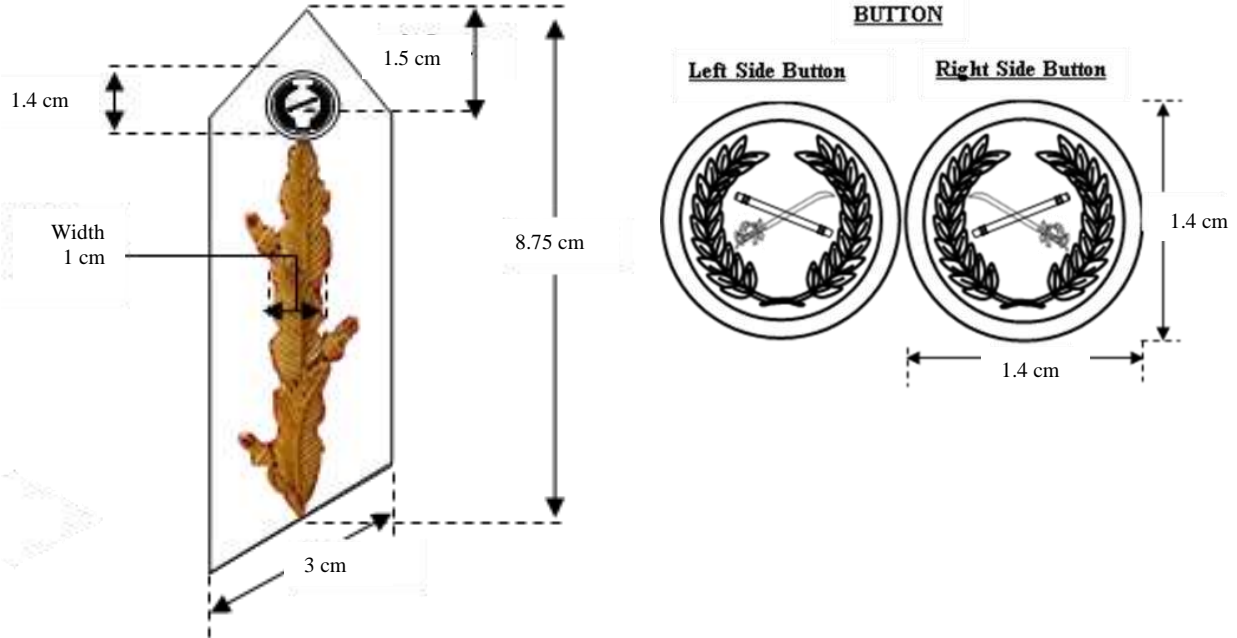
50. **Gorget Patches Brigadier Pattern.** The Gorget Patches Brigadier pattern will be of One Gold/Silver Star on Scarlet background with a Gold/Silver button (made out of Brass plated in Gold/Silver Colour) upon which are two Cross Swords with a Lion holding a Sword in its right forepaw and a Laurel Wreath around. This will be worn by the Officers in the rank of Brigadier for Dress No 2A, 4, 5, 5A, 6, 6A, 6B, 7 and 8. In case of the Sri Lanka Army Medical Corps the background will be in Maroon colour.



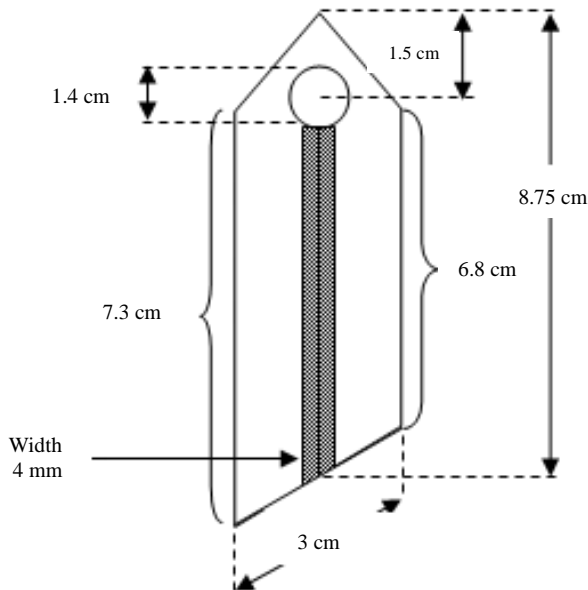
51. **Gorget Patches for Colonels Small Pattern.** The Gorget Patches for Colonels small pattern will be of two Maroon Colour Braided Ribbons with a none decorated Gold Button (made out of Copper, Copper alloy or Brass with Gold coating). This will be worn by the Officers in the rank of Colonel for Dress No 2A, 4, 5, 5A, 6, 6A, 6B, 7 and 8. In case of the Sri Lanka Army Medical Corps the background will be in Maroon colour.



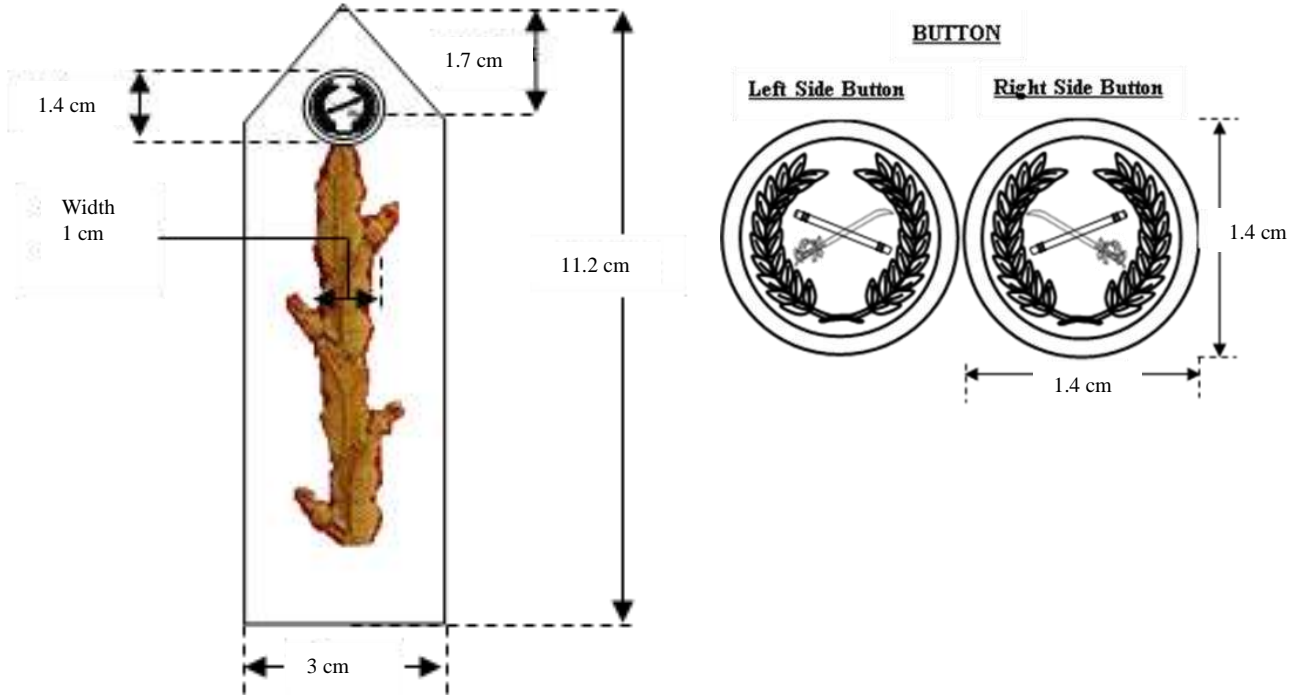
52. **Gorget Patches for General Officers Medium Pattern.** The Gorget Patches for General Officers Medium pattern will be of gold colour braided (Bullion wire) three Oak leaves on scarlet background with a Gold Button (Made out of brass with Gold plated in Gold Colour) upon which are cross sword and a baton, and a laurel wreath around. This will be worn by the Officers in the rank of Major General and above for Dress No 3 and 3A. In case of the Sri Lanka Army Medical Corps, the background will be in Maroon colour.



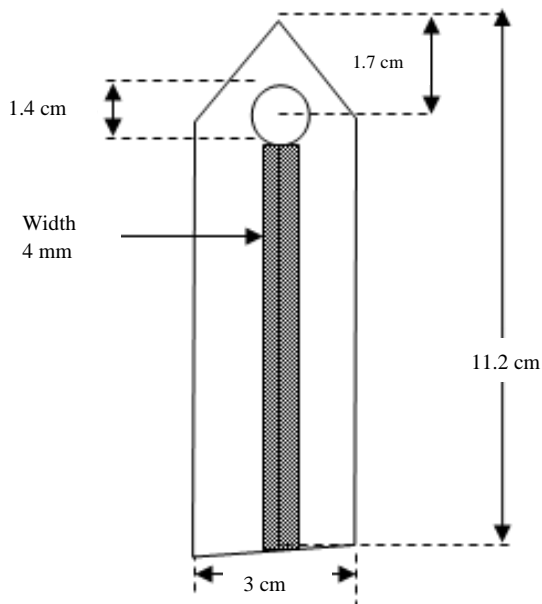
53. **Gorget Patches for Brigadier/Colonel Medium pattern.** The Gorget Patches none decorated Gold Button (Made out of Copper, Copper alloy or Brass with Gold coating). This will be worn by the Officers in the rank of Brigadier and Colonel for Dress No 3 and 3A. In case of Sri Lanka Army Medical Corps, the background will be in Maroon colour.



54. **Gorget Patches for General Officers Large Pattern.** The Gorget Patches for General Officers Large pattern will be of Gold Colour Braided (Bullion wire) Four Oak Leaves on Scarlet background with a Gold Button (made out of Brass plated in Gold Colour) and upon it a Cross Sword and a Baton, and a Laurel Wreath around. This will be worn by the Officers in the rank of Major General and above for Dress No 1. In case of Sri Lanka Army Medical Corps, the background will be in Maroon colour.



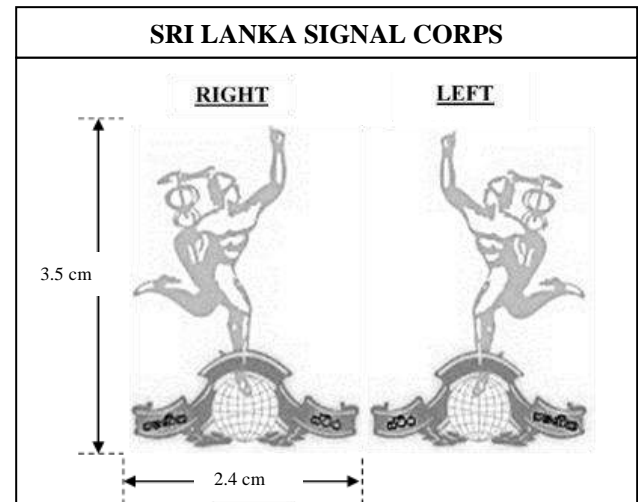
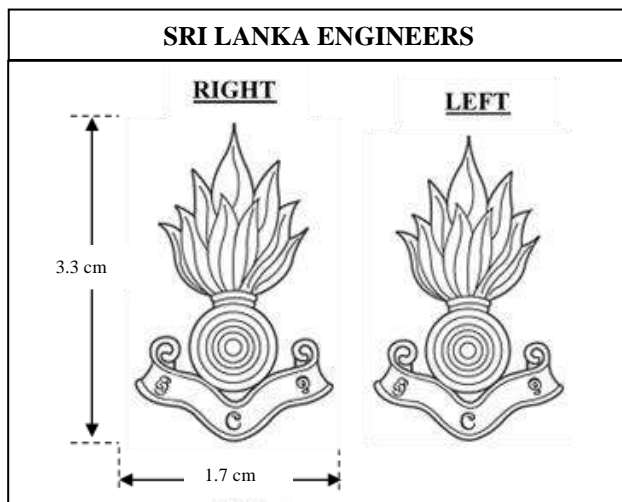
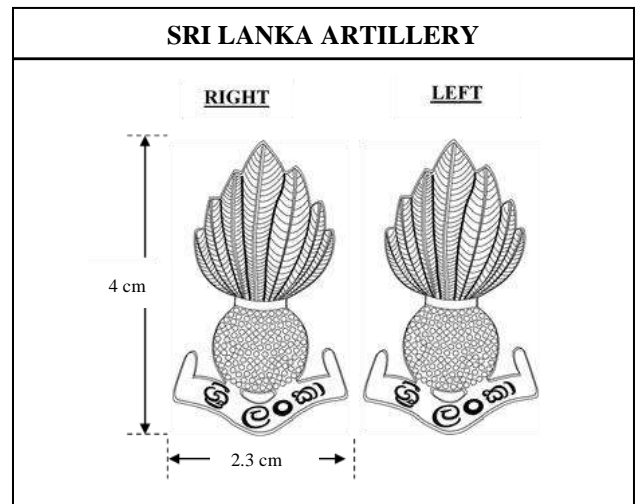

55. **Gorget Patches for Brigadier/Colonel Large Pattern.** The Gorget Patches for Brigadier/Colonel Large pattern will be of Two Maroon Colour Braided Ribbons with a none decorated Gold Button (made out of Copper, Copper alloy or Brass with Gold coating). This will be worn by the Officers in the rank of Brigadier and Colonel for Dress No 1. In case of Sri Lanka Army Medical Corps, the background will be Maroon colour.

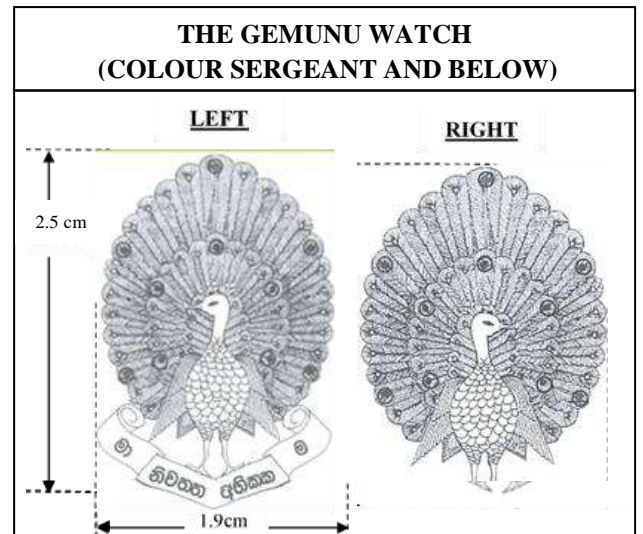
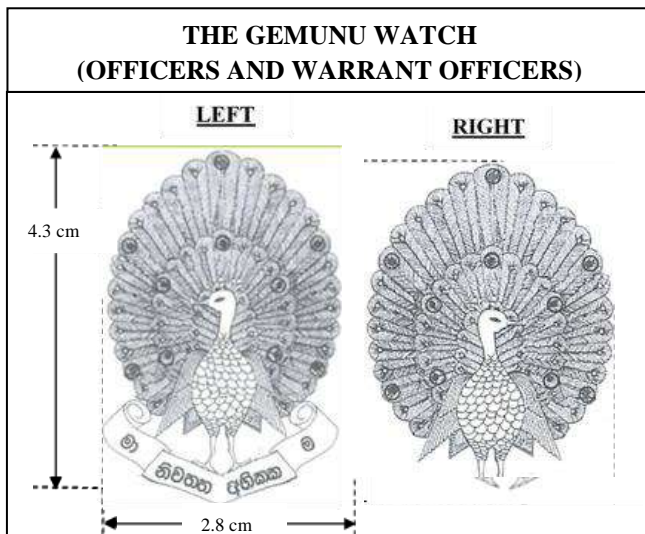
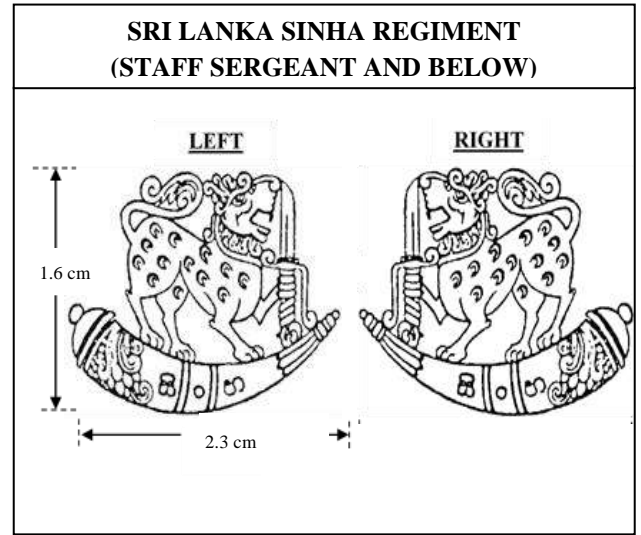
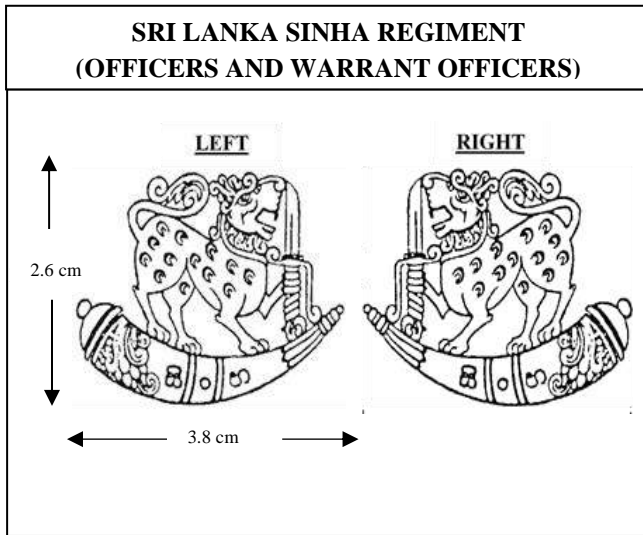
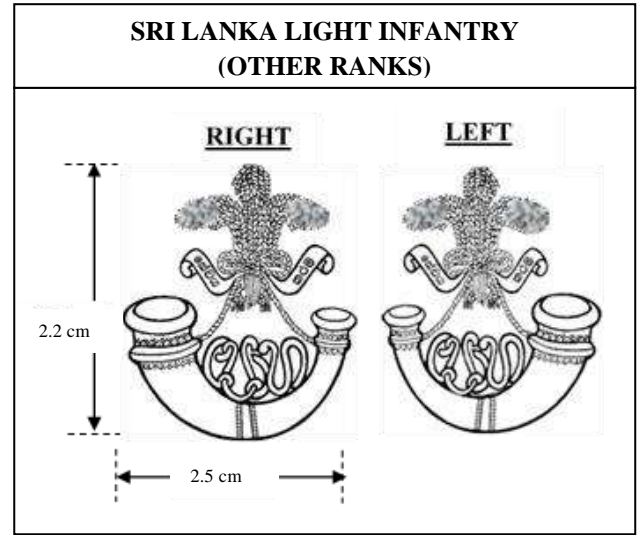
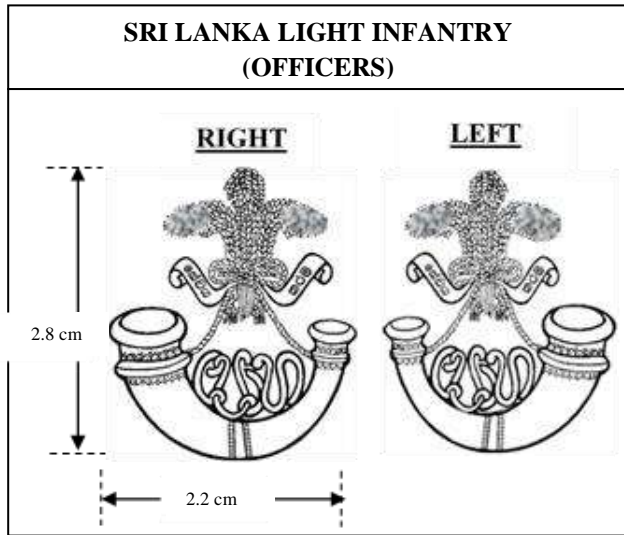






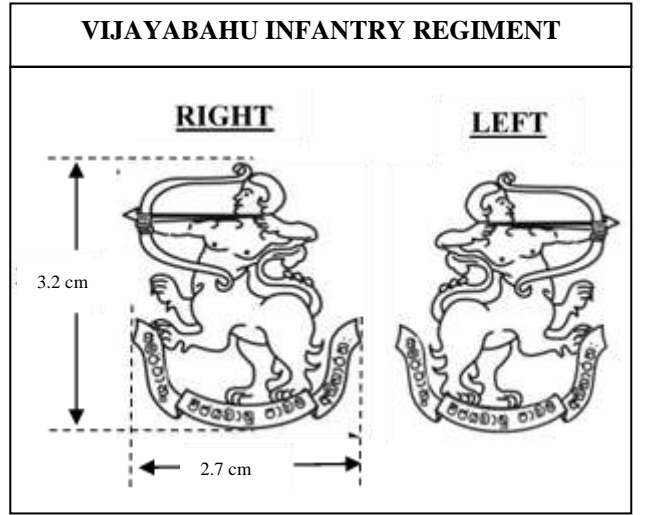
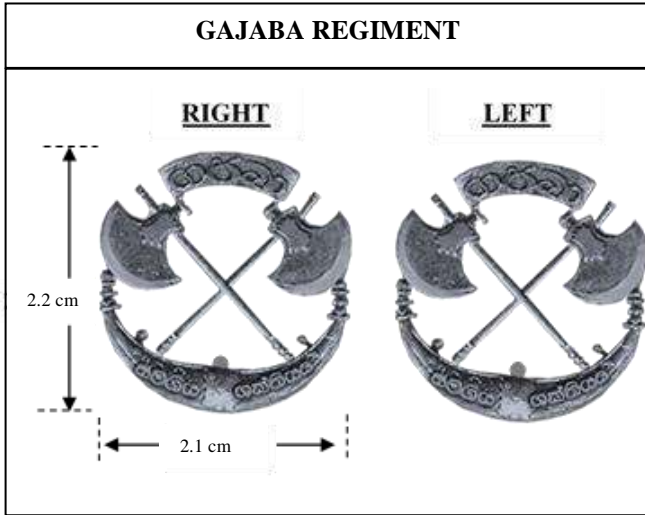
COLLAR BADGES REGIMENTAL PATTERN

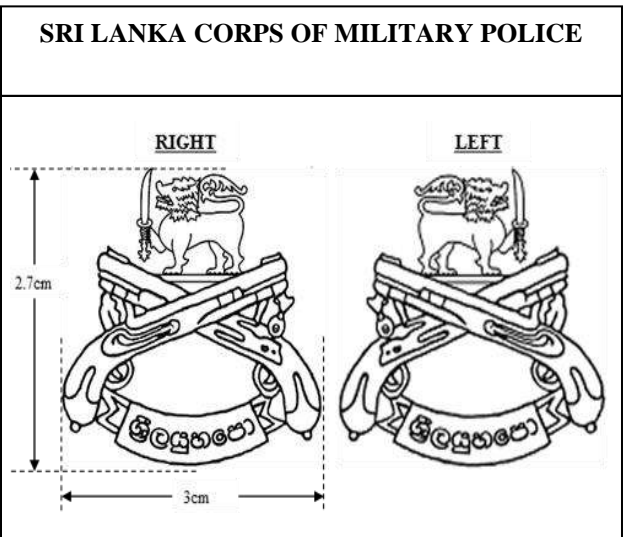
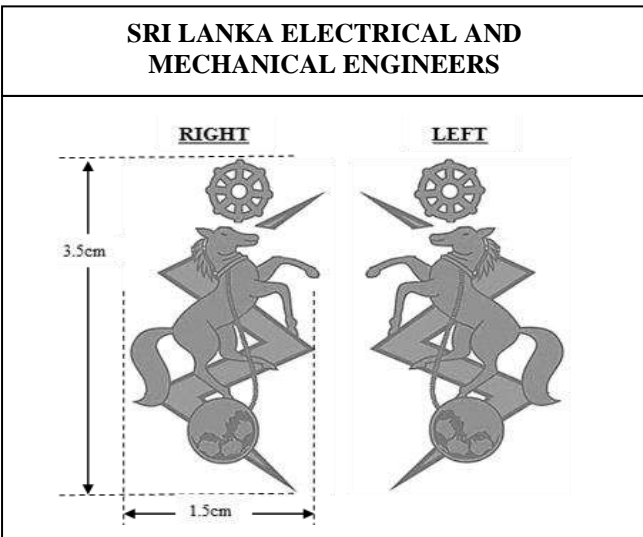
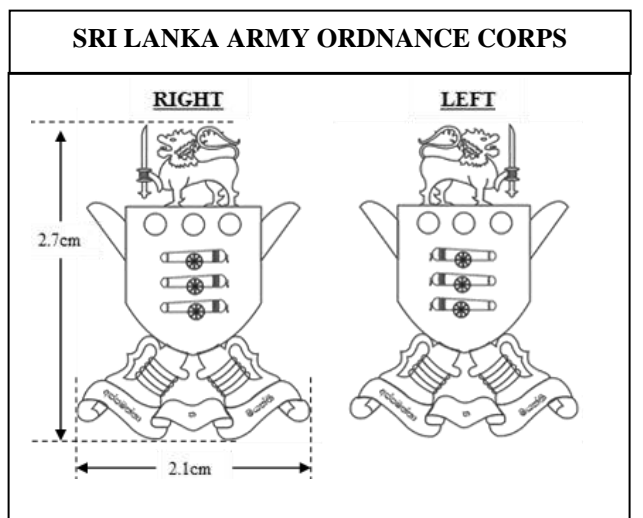
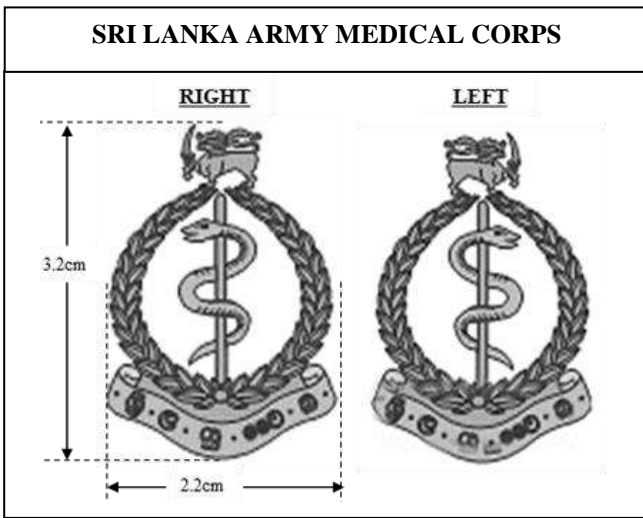
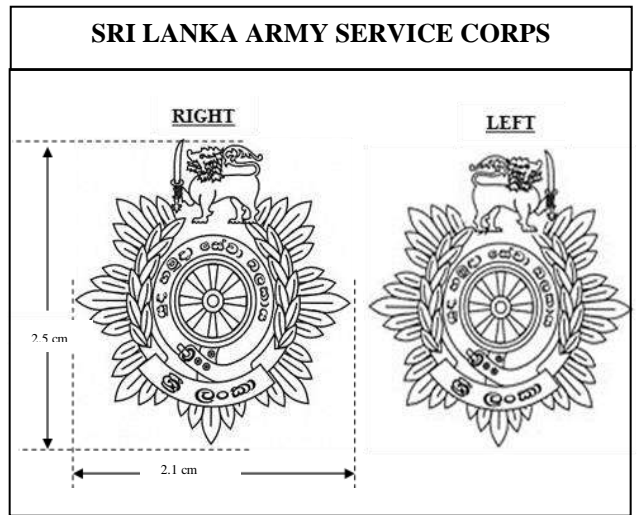

56. Cap Badges and Collar Badges.

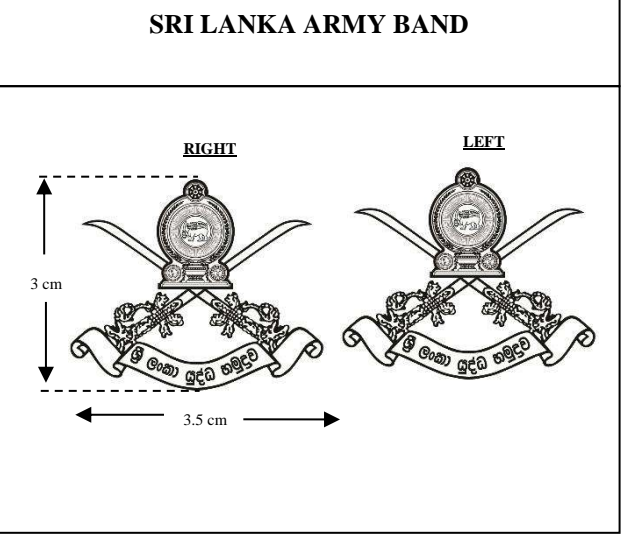
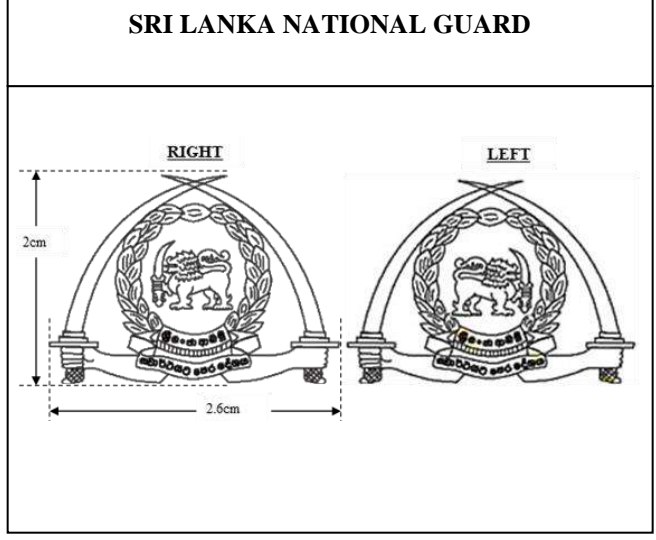
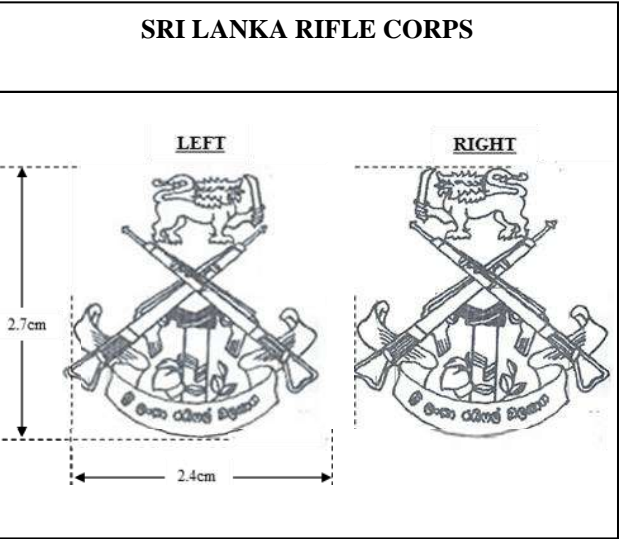
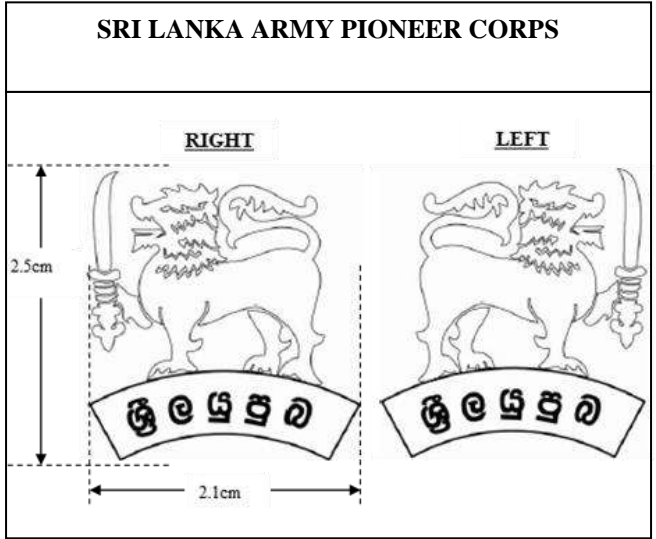
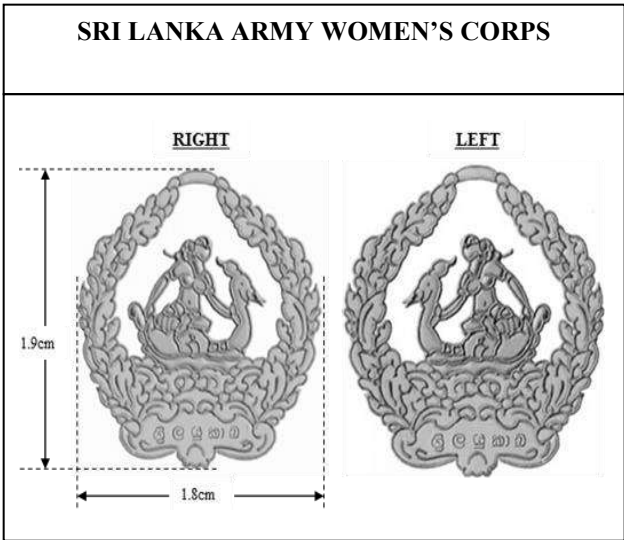
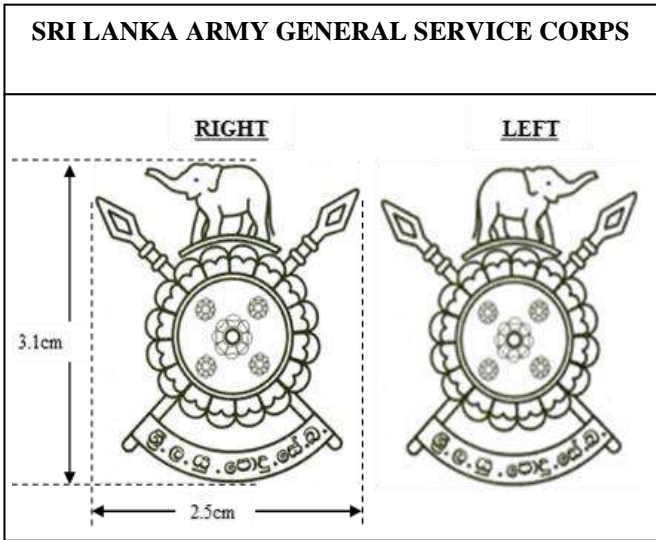
- a. Collar Badges of respective Regiments or Corps, will be worn by all ranks when in uniform except with Dress No 7 and 8.
- b. Collar Badges for Officers and Other Ranks will be of the same pattern, except in Sri Lanka Artillery, Sri Lanka Light Infantry and Sri Lanka Sinha Regiment (Annex D).
- c. Collar Badges will be of Gold, Silver, Bronze, anodized Black and Black as per the Regimental Patterns (Annex D).
- d. The authorized design of Regiment/Unit Collar Badges appears at (Annex D) of these Regulations. Sealed patterns of these are kept at the Directorate of Personnel Administration, the Directorate of Ordnance Services and with the Regimental Centre.







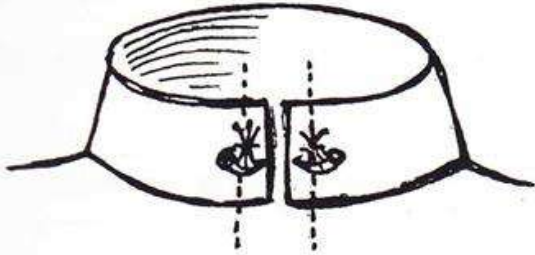





WEARING OF COLLAR BADGES

57. **Dress No 1.**

All Regiments and Corps, other than Sri Lanka Artillery, Sri Lanka Engineers and Engineer Services Regiment will wear them horizontally.

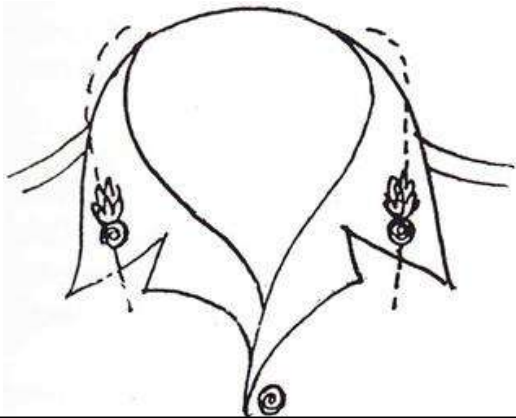


Sri Lanka Artillery, Sri Lanka Engineers and Engineer Services Regiment will wear them vertically. Sri Lanka Armoured Corps will not wear collar badges with Dress No 1.

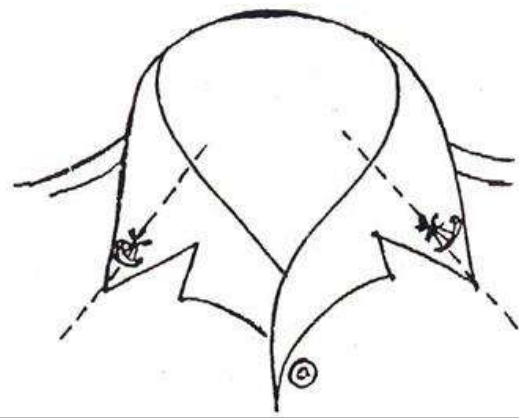


58. **Dress No 3/3A (ADCs Only), 4, 4A, 5, 5A and 6A(Females only).**

Sri Lanka Artillery, Sri Lanka Engineers and Sri Lanka Signals Corps.



All Regiments and Corps, other than Sri Lanka Artillery, Sri Lanka Engineers and Sri Lanka Signals Corps.



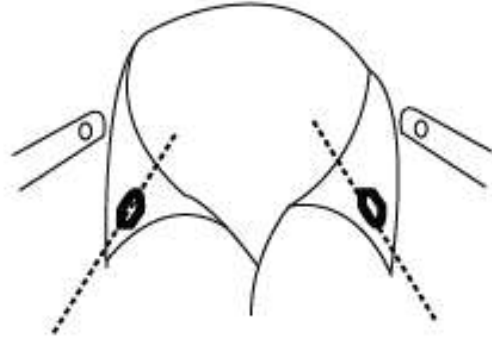
RESTRICTED

59. Dress No 2A, 6, 6A, 6B, 9 and 10.

Sri Lanka Artillery, Sri Lanka Engineers and Sri Lanka Signals Corps.



All Regiments and Corps, other than Sri Lanka Artillery, Sri Lanka Engineers and Sri Lanka Signals Corps.



FOOTWEAR

60. Various patterns of footwear worn by Officers and Other Ranks of Sri Lanka Army will be discussed below (See Annex E).

BOOTS

61. Black leather tall Boots (Armoured Corps Pattern) will be worn only by personnel of the Sri Lanka Armoured Corps, and Sri Lanka Corps of Military Police personnel detailed for President's Guard and Motor Cycle Escorts of VVIPs/VIPs on ceremonial occasions. Black leather tall Boots (Mechanized Infantry pattern) will be worn only by all Mechanized Infantry Regiment personnel, Brown leather tall Boots will be worn only by personnel of Sri Lanka Artillery and Commando Regiment. All others will wear Black Vulcanized Boots High Leg (General Pattern).

BROGUE UPPERS

62. Brogue Uppers will be worn only by all male Officers with Dress No 1, 2 and 2A. Further, Major and above male Officers are authorized to wear Brogue Uppers with Dress No 4, 4A, 5, 5A, 6 and 6A ; however it is compulsory to wear Boot high leg with Dress No. 4 when becomes a member of a parade. Captain and below Officers are not authorized to wear Brogue uppers with Dress No 4, 4A, 5, 5A, 6 and 6A. At Drill Parades where No 1 Dress is worn, it is customary for those taking part to wear Black ankle boots in lieu of Brogue Uppers. Brogue Uppers will be worn by Officers who are not taking part in the Parade.

SHOES

63. Shoes will be of the lace-up variety and will be with a toe-cap. Sealed patterns of authorized designs are kept at Army Headquarters.

RESTRICTED

64. Officers of field ranks and above may wear Brogue Uppers/Black Shoes/Brown Shoes as appropriate when inspecting a Parade. Other Officers are not **authorized** to wear shoes when taking part in a parade.

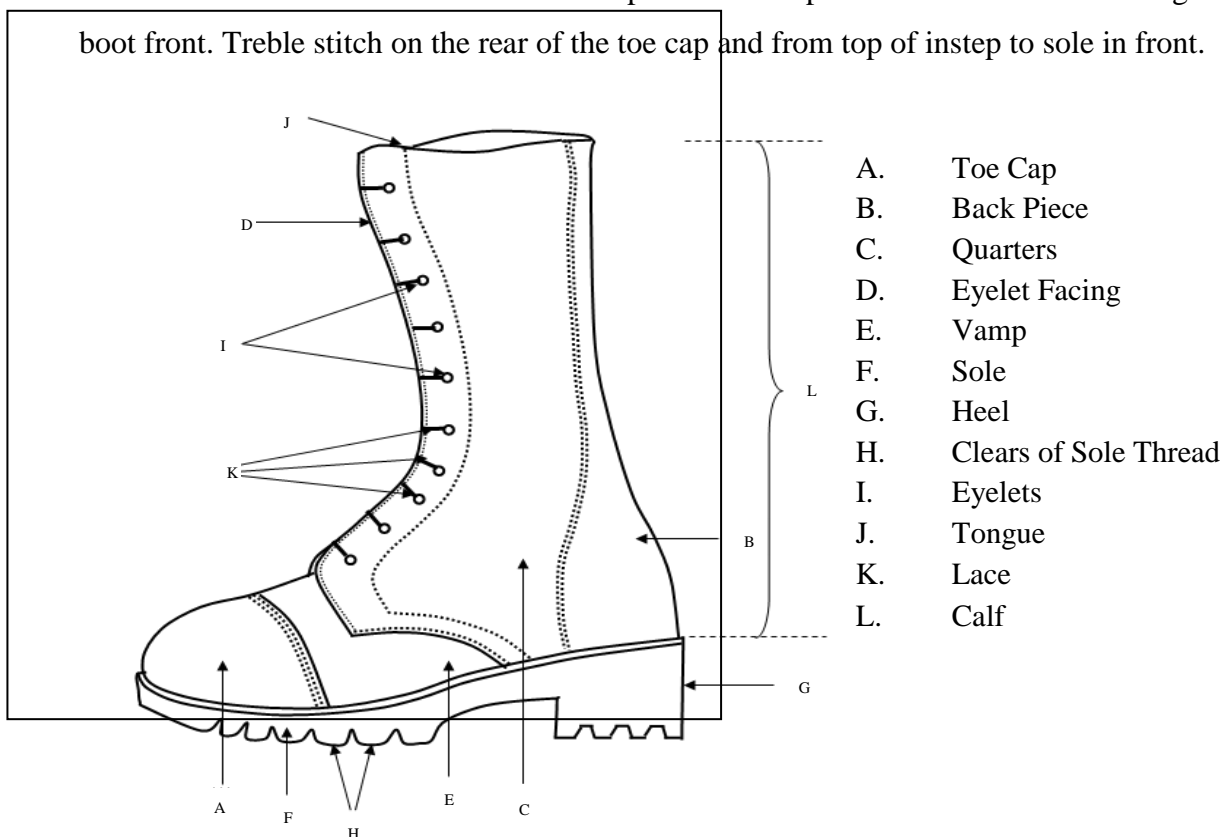
SPURS

65. All Officers of Sri Lanka Armoured Corps, Sri Lanka Artillery, Sri Lanka Engineers, Sri Lanka Signal Corps, Sri Lanka Army Service Corps and Sri Lanka Corps of Military Police may wear Spurs with Dress No 1, 2 and 2A.

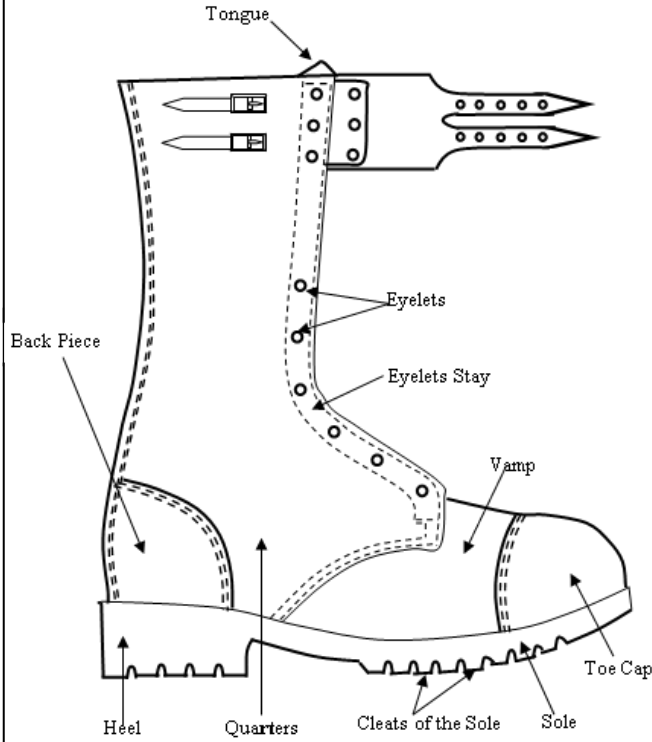


TYPES OF BOOT HIGH LEG

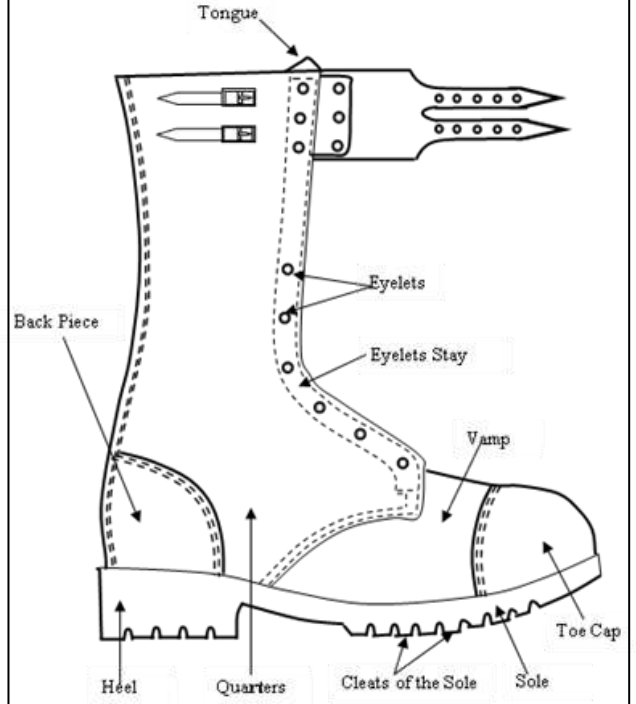
66. **Boot High Leg Black Leather Sole (Military Pattern).** Black leather with black rubber sole. Tongue to come up to the top of the boot and be stitched to side leathers up to the top, with adequate free leather to permit foot to be slipped in. No loop on the top back. Double stitch from sole to back of boot top and from top of the boot to end of lacings at the boot front. Treble stitch on the rear of the toe cap and from top of instep to sole in front.



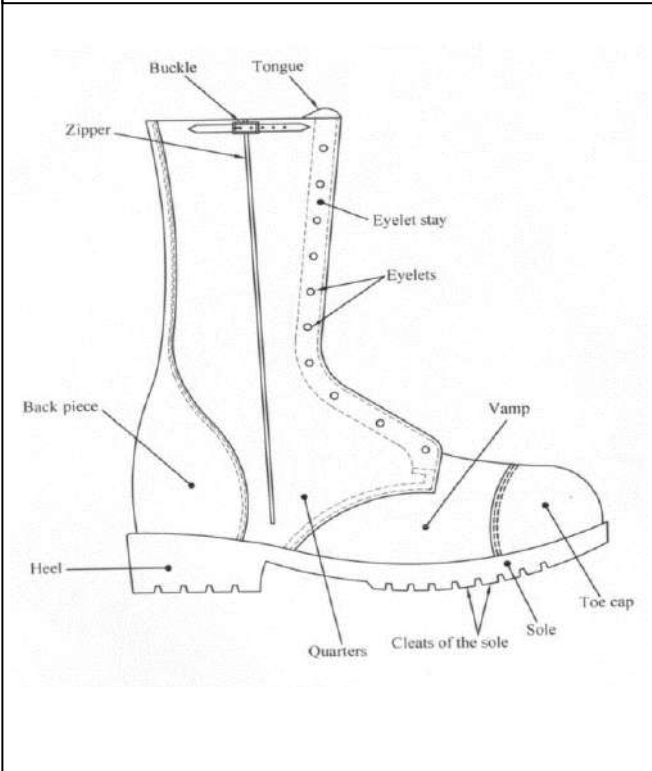
**BOOT HIGH LEG BLACK
ARMOUR PATTERN**



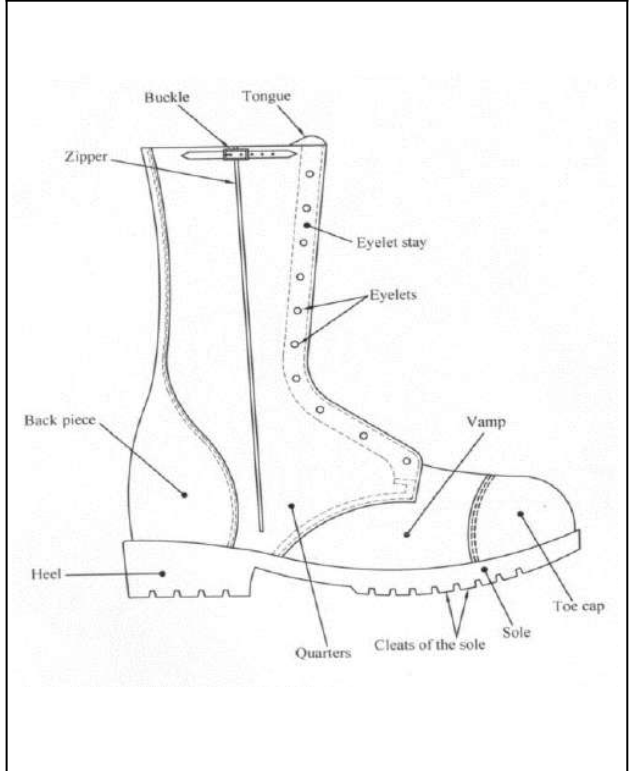
**BOOT HIGH LEG BROWN
ARTILLERY PATTERN**



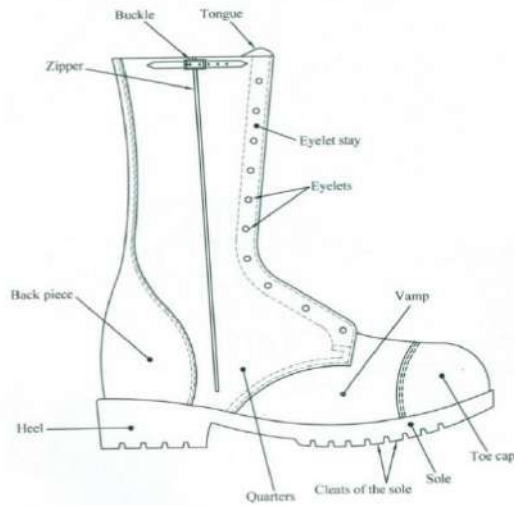
**BOOT HIGH LEG BLACK
MECHANIZED INFANTRY PATTERN**



**BOOT HIGH LEG BROWN
COMMANDO PATTERN**



BOOT HIGH LEG SUEDE LEATHER COMMANDO PATTERN(BROWN)/SPECIAL FORCE PATTERN (BLACK)/AIR MOBILE PATTERN/(GREEN) FEMALE SPECIAL OPERATION SUPPORT GROUP PATTERN (GREY)



67. **Care of Shoes.** The most important point in preserving and prolonging the useful life of good shoes is to place them on properly fitted trees as soon as they are removed. They will then dry in correct shape, without wrinkles and be comfortable when worn again.

68. Clean them as required. Saddle soap does well. Castile or other mild soap is a good cleaning agent for leather. The application of coat upon coat of polish without intermediate cleaning, merely piles polish on dirt. Leather which becomes dry or lifeless may be restored with leather dressings, or by a light application of neat's-foot oil applied on the flesh side. Use good polishes, store and carry reliable brands.

69. Shoes of Black or Brown leather is to be worn at the discretion of these regulations. Shoes of suede leather other than approved patterns or ornamental pattern, highly coloured or with fancy fastening are not to be worn.

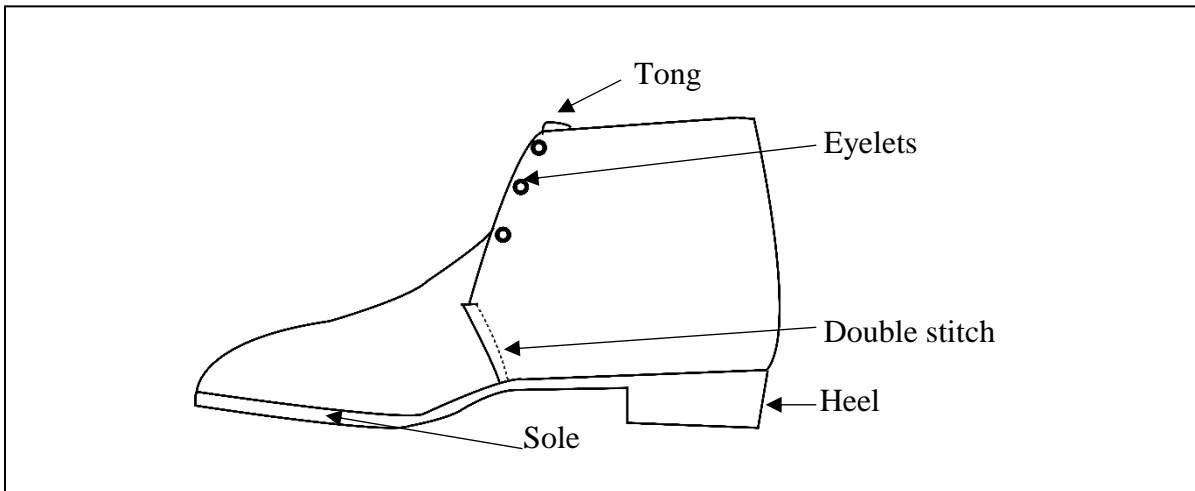
TYPES OF SHOES

70. **Shoes Leather Black Brogue Upper.** Gent's ankle type Brogue Upper all leather lacing shoe.

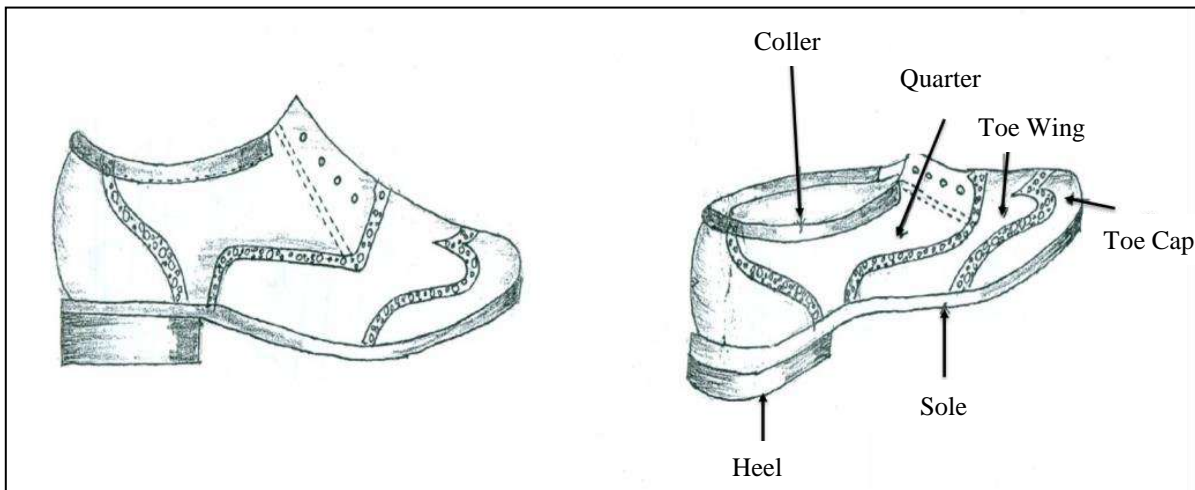


RESTRICTED

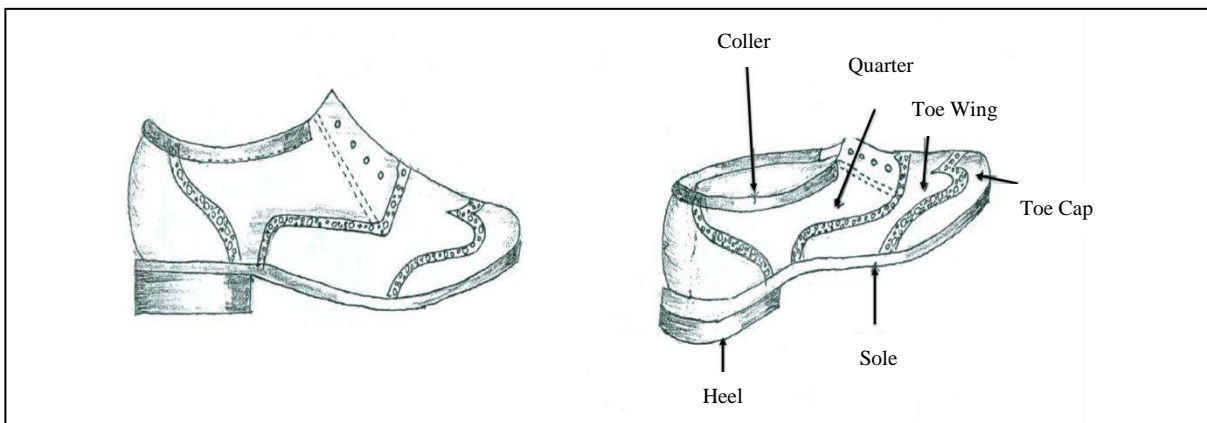
71. **George Boot for Officers.** Black plain leather with heavy duty stitching and lace to match.



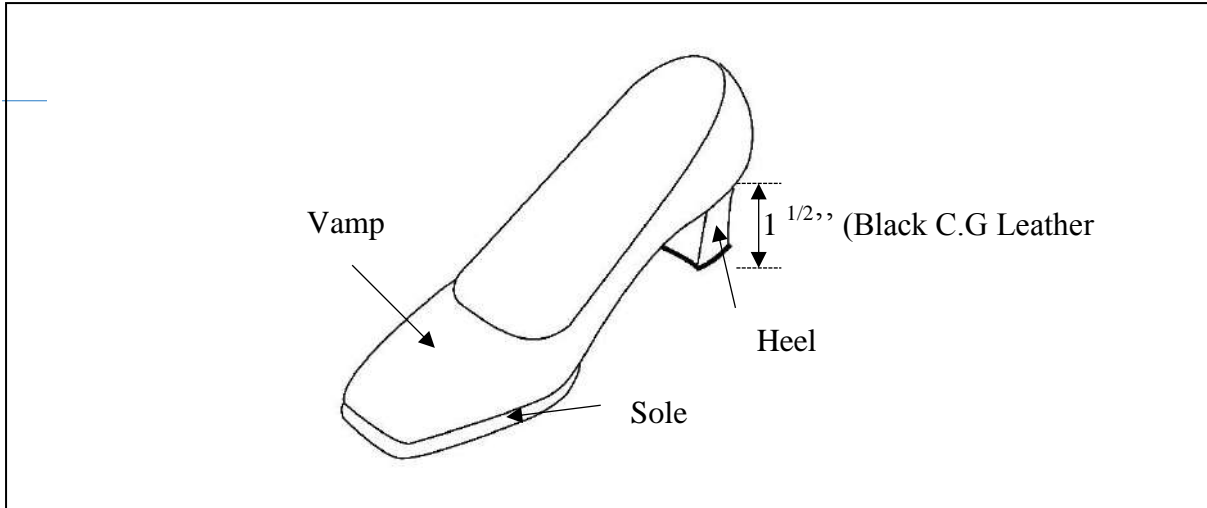
72. **Shoes Leather Brown for Senior Officers.** Brown plain leather with toe cap with heavy duty stitching and lace to match.



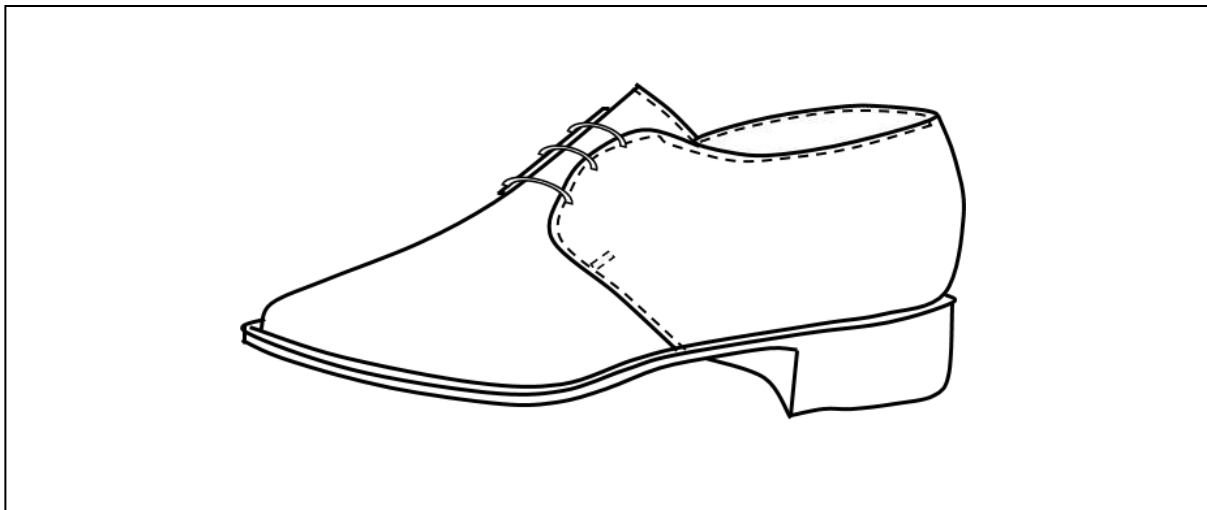
73. **Shoes Patent Leather Black.** Black patent leather with toe cap with heavy duty stitching and lace to match.



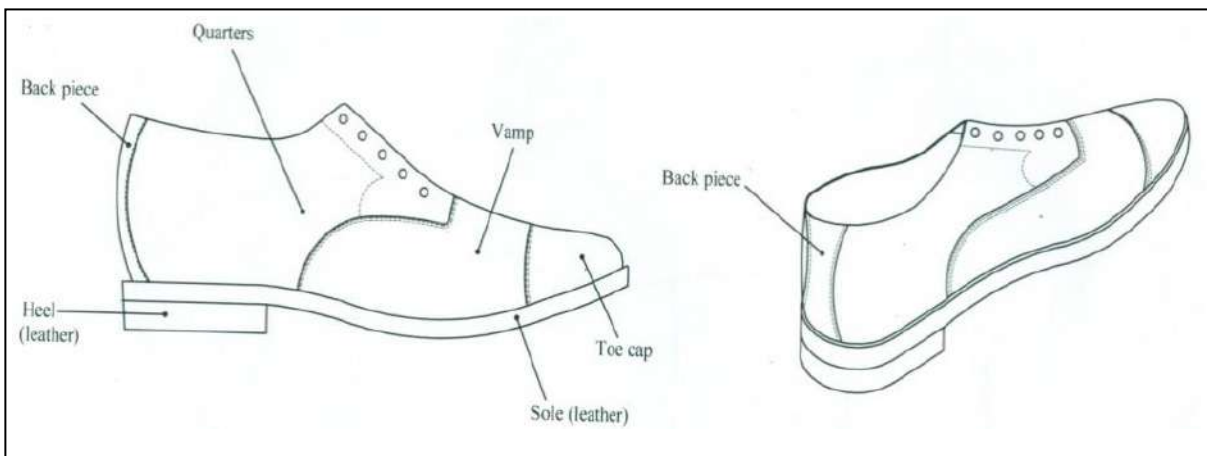
74. Shoes Court Black.



75. Shoes Black Leather Ladies Pattern.

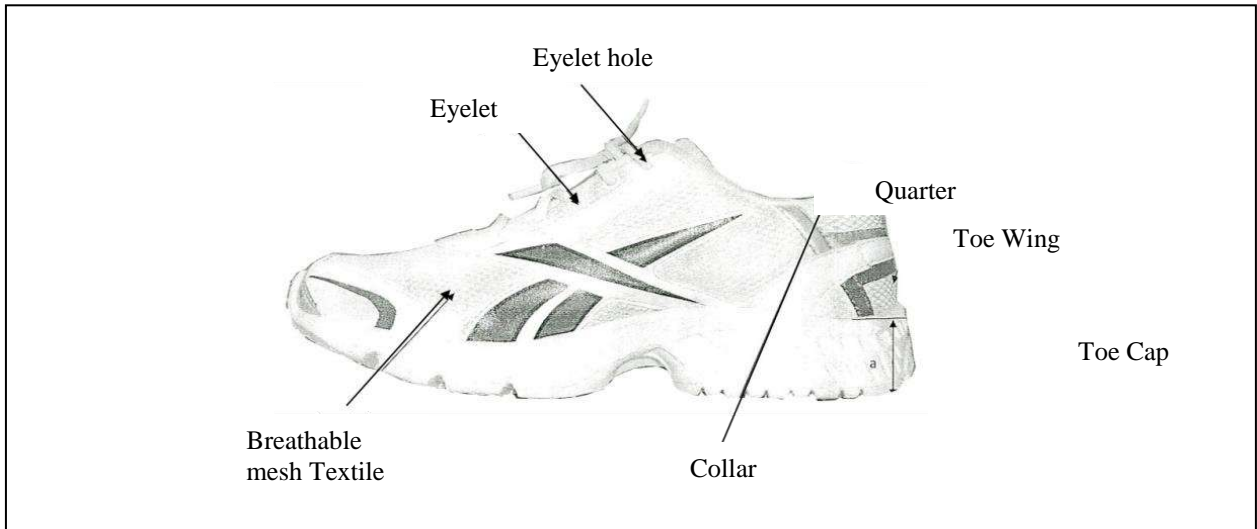


76. Shoes Black Leather Sole (Warrant Officer's/Senior Non Commissioned Officers /Drivers).

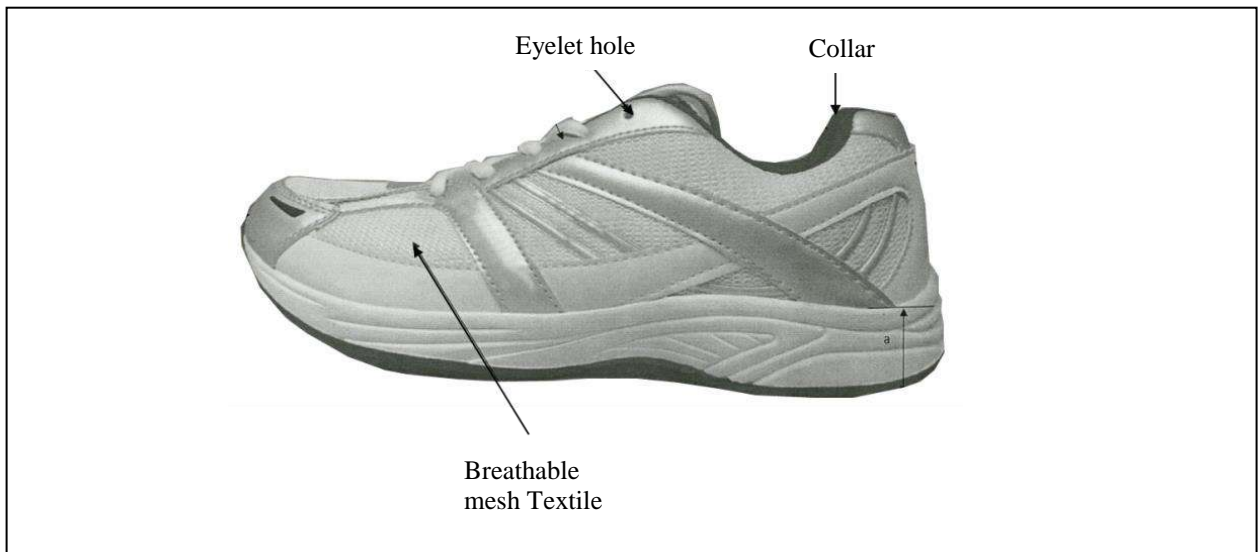


RESTRICTED

77. **Jogging/Sports Shoes Officers Pattern.** Colour and the design is subjected to change according to the market trend and the requirement of the Sri Lanka Army.



78. **Jogging/Sports Shoes Other Ranks Pattern.** Colour and the design of the Shoe is subjected to change according to the market trend and the requirement of the Sri Lanka Army.



RESTRICTED

AIGUILLETES AND LANYARDS

AIGUILLETES

79. Aiguillettes are worn by Lieutenant Colonel and above Officers and Aides-de-Camp to His Excellency the President/General Officers. Type of Aiguillettes worn are as follows (See Annex F):

- a. **Aiguillettes No 1A Gold Cord.** Commander of the Army and Officers in the rank of General and above on right shoulder for Dress No 1, 2, 3 and 4.
- b. **Aiguillettes No 2A Gold Cord.** General Officers and Brigadiers on left shoulder for Dress No 1, 2, 3 and 4.
- c. **Aiguillettes No 1B Gold and Red Orris Basket Cord.** Aide-de-Camp to His Excellency the President on right shoulder for Dress No 1.
- d. **Aiguillettes No 2B Gold and Red Orris Basket Cord.** Military Assistants and Aides-de-Camp to General Officers on left shoulder for Dress No 1, 2, 3 and 4.
- e. **Aiguillettes No 3 Gold and Red Orris Basket Cord.** Colonels and Lieutenant Colonels on left shoulder for Dress No 1, 2, 3 and 4.
- f. **Aiguillettes No 2C Gold Cord.** Commander of the Army on right shoulder and Brigadier and above Officers on left shoulder for Dress No 2A.
- g. **Aiguillettes No 2C Gold and Red Orris Basket Cord.** Military Assistants and Aides-de-Camp to General Officers on left shoulder for Dress No 2A.

80. **Aiguillettes No 1A Gold Cord/Aiguillettes No 2A Gold Cord.** This Aiguillette is an ornamental braided cord most often worn on uniforms. The aiguillette is formed of two plaits of three strands interlaced of $\frac{3}{8}$ Gold cords, shorter of which passes over the right shoulder along with two cords. The longer plait is passed under the armpit along with a long cord which forms a loop around the two cords over the shoulder, the front end with two gilded metal tags and two knotted $\frac{3}{4}$ inch Gold cords. This is fastened together by a small Gold braid loop, fixed thereon to be attached to the top button on the dress. The back is fitted on under the shoulder strap by means of a button or stud. Two guild metal tags are at the plaits as shown in diagram.

Item	Number on Diagram	Length	
		A	B
A-A cord	1	130 cm	125 cm
A-B cord	2	45 cm	55 cm
A-B cord	3	50 cm	51 cm
A-B plait	4	60 cm	60 cm
A-B plait	5	90 cm	85 cm
B-C cord	6	4 cm	4 cm
B-Cord	7	4 cm	4 cm
C-D cord/knot	8	7.5 cm	7 cm
D-E Metal Tag	9	7.5 cm	11 cm

Note
 A - Aiguillette Commander of the Army Pattern
 B - Aiguillette General Officer and Brigadier Pattern


81. **Aiguillettes No 1B Gold and Red Orris Basket Cord/Aiguillettes No 2B Gold and Red Orris Basket Cord.** This Aiguillette is an ornamental braided cord most often worn on uniforms. The aiguillette is formed of two plaits of three strands interlaced of $\frac{3}{8}$ inch Gold and Red Orris Basket Cords, shorter of which passes over the right shoulder along with two cords. The longer plait is passed under the armpit along with a long cord which forms a loop around the two cords over the shoulder, the front end with two gilded metal tags and two knotted $\frac{3}{4}$ inch Gold cords. This is fastened together by a small Gold braid loop, fixed thereon to be attached to the top button on the dress. The back is fitted on under the shoulder strap by means of a button or stud. Two gild metal tags are at the plaits as shown in diagram.

Item	Number on Diagram	Length	
		A	B
A-A cord	1	130 cm	125 cm
A-B cord	2	45 cm	55 cm
A-B cord	3	50 cm	51 cm
A-B plait	4	60 cm	60 cm
A-B plait	5	90 cm	85 cm
B-C cord	6	4 cm	4 cm
B-Cord	7	4 cm	4 cm
C-D cord/knot	8	7.5 cm	7 cm
D-E Metal Tag	9	7.5 cm	11 cm

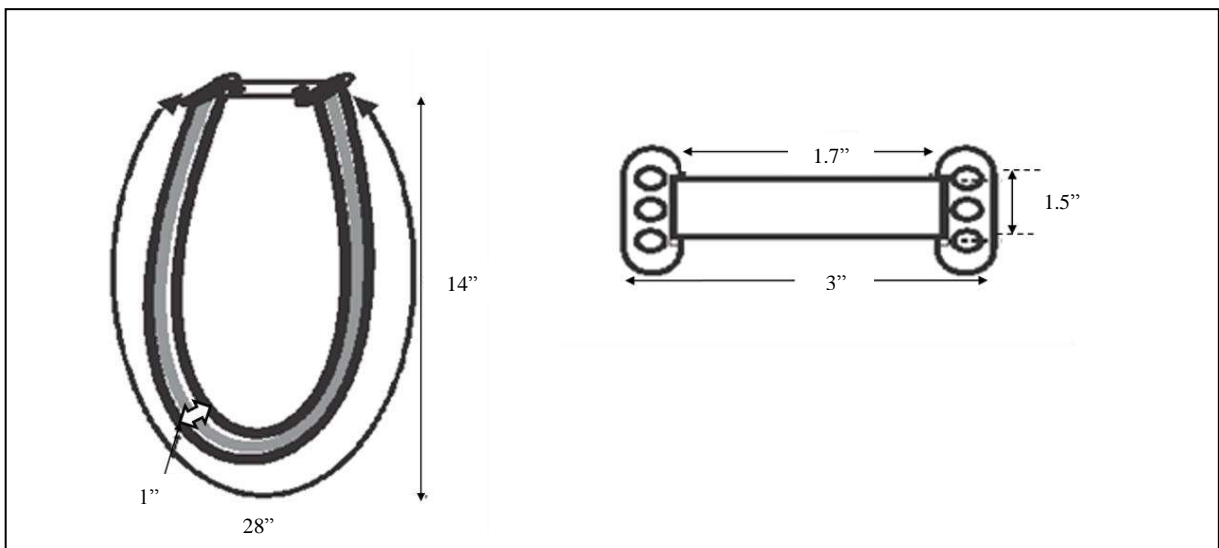
Note
 A - Aiguillette ADC to HE the President Pattern
 B - Aiguillette ADC to General Officers Pattern

RESTRICTED


82. **Aiguillettes No 3 Gold and Red Orris Basket Cord.** The Aiguillette is formed of gold wire cords joined in the front and back to a gilded cloth. The Aiguillette is worn with three cords passing over the shoulder and the other three under the arm pit. Two of the passing under the shoulder is one long cord 3 feet 2 inch which loops around two lengths, 1foot 7inch and 1foot 6inch of the three cords over the shoulder. The third cord length 1feet 5inch end in front with the three cords, length of third cord under the shoulder is 2 feet 1 inch and a gilded strap which is worked into a button hole and a gilded metal tag hangs by a cord 4 feet ½ inch long. The aiguillette is attached to the shoulder of the jacket by a button sewn on to the shoulder strap.



83. **Aiguillettes No 2C Gold Cord/Aiguillettes No 2C Gold and Red Orris Basket Cord.** Half Aiguillettes Gold Cord/ Gold and Red Orris Basket Cord.




84. Wearing Aiguillettes.



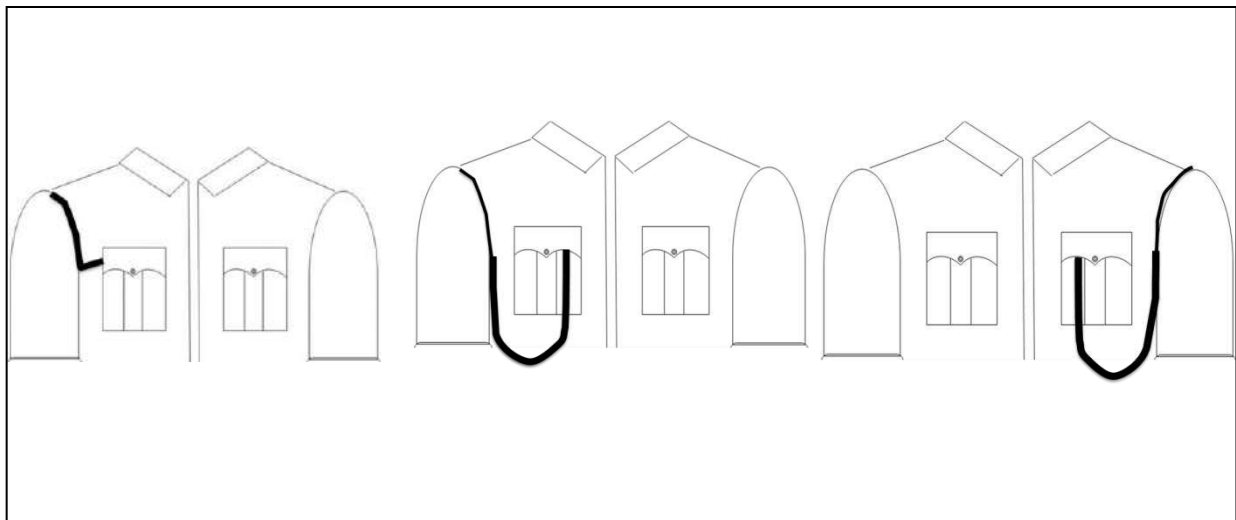
LANYARDS

85. Regimental pattern Lanyards will be worn by all Officers and Other Ranks except the Female Officers and ORs of SLAWC on authorized side of the shoulder with Dress No 4, 4A, 5, 5A 6, 6A and 6B. However Lieutenant Colonels and below Officers of the Sri Lanka Armoured Corps will not wear lanyard for Dress No 4. Lieutenant Colonels and above Officers of Sri Lanka Artillery, Sri Lanka Engineers and Sri Lanka Signal Corps will wear Aiguillettes and Lanyard both with Dress No 4 (See Annex F).

86. **Types of Lanyards.**



87. The Lanyards may be worn round the left/right shoulder with the end curving up to a point on the breast pocket as Regimental pattern shown below:




RESTRICTED88. **Regimental Patterns for Lanyards**

Ser	Regiment/Corps	Type	Colour
1.	Armoured Corps	1	Black Cord with White Border.
2.	Artillery Regiment Officer Pattern	1	Blue with Red Border.
3.	Artillery Regiment Other Rank Pattern 1	1	White.
4.	Artillery Regiment Other Rank Pattern 2	1	Yellow.
5.	Engineer Regiment	1	Dark Blue.
6.	Signal Corps	1	Blue.
7.	Light Infantry	2	Scarlet.
8.	Sinha Regiment	2	Black.
9.	Gemunu Watch	1	Green with Red Runners.
10.	Gajaba Regiment	1	Green and Yellow cord and spiral.
11.	Vijayabahu Infantry Regiment	1	Maroon with Yellow Border and Green Runners.
12.	Mechanized Infantry Regiment	1	Blackish Green.
13.	Commando Regiment	1	Maroon.
14.	Special Forces Regiment	1	Black.
15.	Military Intelligence Corps	1	Blue and Green.
16.	Corps of Engineer Services	1	Dark Blue.
17.	Army Service Corps	3	Blue and Yellow Spiral.
18.	Army Medical Corps	1	Dull Cherry Red.
19.	Army Ordnance Corps	3	Red and Blue Interwoven.
20.	Electrical and Mechanical Engineers	3	Oxford Blue, Golden Yellow and Post Office Red Spiral.
21.	Corps of Military Police	1	Scarlet.
22.	Army General Service Corps	1	Blue Cord with Saffron Border.
23.	Rifle Corps	1	Green.
24.	Pioneer Corps	1	Green with Red Border.
25.	National Guard	1	Red and Blue with White Border.
26.	Military Academy	1	White.

RESTRICTED

SWORDS

89. **Sword of General Officers.** Officers in the rank of Major General and above and Aide-de-Camp to His Excellency the President shall carry the ceremonial pattern 'Kastana' Sword, the National Sword of Sri Lanka, which is also on the Army Emblem as Cross Swords. The Sword shall have a carved hilt of horn overlaid with silver. The pommel with a 'Seranendiya' head with stones of Red, Blue and Green. The knuckle guard begins and terminates with 'Seranendiya' heads facing away from the hilt with a face in between, the eyes of which shall be Red stones. The tongue of the top 'Seranendiya' head forms a ring and joined to its neck. A 'Seranendiya' head motif forms a quill ion opposite the start of the knuckle guard. Two more 'Seranendiya' heads facing downwards form a quill ion at the start of the blade. The hilt is set in stones as shown in the figure. The blade is curved with a single edge, scimitar type. The scabbard is in Silver covered in 'Liyapathwela' bordered by a 'Pala pethi' or a series of lotus petals. There shall be silver rings for the loops of the Sword sling. The edge of the Scabbard will be scalloped.




SWORD GENERAL PURPOSE

90. The General Purpose Sword may be worn by the all officers in the rank of Brigadier and below. Regimental Sergeant Majors are permitted to wear the General Purpose Sword while on parades, but not to draw the sword unless specially ordered. Officer Cadets and the Drill Instructors are also permitted to carry swords during training.

91. Types of General Purpose Swords are as follows:

- a. **The Cavalry Sword.** The cavalry sword is used by the Sri Lanka Armoured Corps. This is an adoption of the British Army cavalry sword, which is a thrusting sabre. The blade is narrow in size to match the characteristic of a thrusting sabre and it ends in a sharp 'spear' point. The grip is crafted with wood and is clenched with gold plated copper wire. The large pommel is decorated with traditional 'Liyawela' design. The length of the sword is 96.52 cm and weight is 750 grams.



RESTRICTED

b. **The Artillery Sword.** The Sword used by the Sri Lanka Artillery is inherited by the Royal Artillery. The Sword is characterized by a slightly curved and spear pointed carbon steel blade. The hilt is a half basket comprised of three fluted bars which have been intricately made of nickel plated steel. The grip is crafted with wood and is clenched with gold plated copper wire. The pommel is created using stepped design. The general length of the Artillery Sword will be 43.10 inches and the cutting edge will be 34.7 inches long. Sword weighs around 900 grams.



c. **The Infantry Sword.** The Infantry Sword is used by all Regiments except SLAC and SLA. The Infantry Sword of the Sri Lanka Army shall be 38 inches long and weigh 750 grams. The pommel or the hilt shall be as shown in the diagram and shall have a Lotus Flower design, 'Liyapath Wela' around it with some perforated parts. The 'Janaraja' Emblem is placed on the knuckled area as shown on the other side of the handle. There shall be a tapering 'Liyawela' and 'Wee Karala' as per dimension given. The blade shall be of steel and shall have the under mention etching on both sides in the following order. A 1 1/8 inch Sri Lanka Army Emblem facing along the blade 5/8 inch above the hilt, an Oval 'Nelum Mala' of design shown (1 3/4 inch). A 'Salmal Wela' of five flowers 6 1/2 inch long 3/4 inch wide, the 'Janaraja' Emblem 1' in height. A 'Liyapah Wela' slightly tapering from 6/10' to 1/2 inch of the same design as on the hilt followed by 'Liyapath Wela' of design shown, 3 1/2 inch 'Kadupul Mala' 1 1/2 inch by 1/2 inch. There shall be a groove or cut away as shown. Most symbols from the 'Nelum Mala' to portion of the last 'Liyapath Wela' is in this groove.



92. Silver or Black/Brown Leather scabbards can be used with this sword. The Silver scabbard has slightly tapering grooved 'Liyapath Wela' design up to the middle ring. There shall be two silver rings for the loops of the Sword sling. The shape of the scabbard tip will be of flat design as shown. Black/Brown Leather scabbard does not have any design and it is of plain leather.



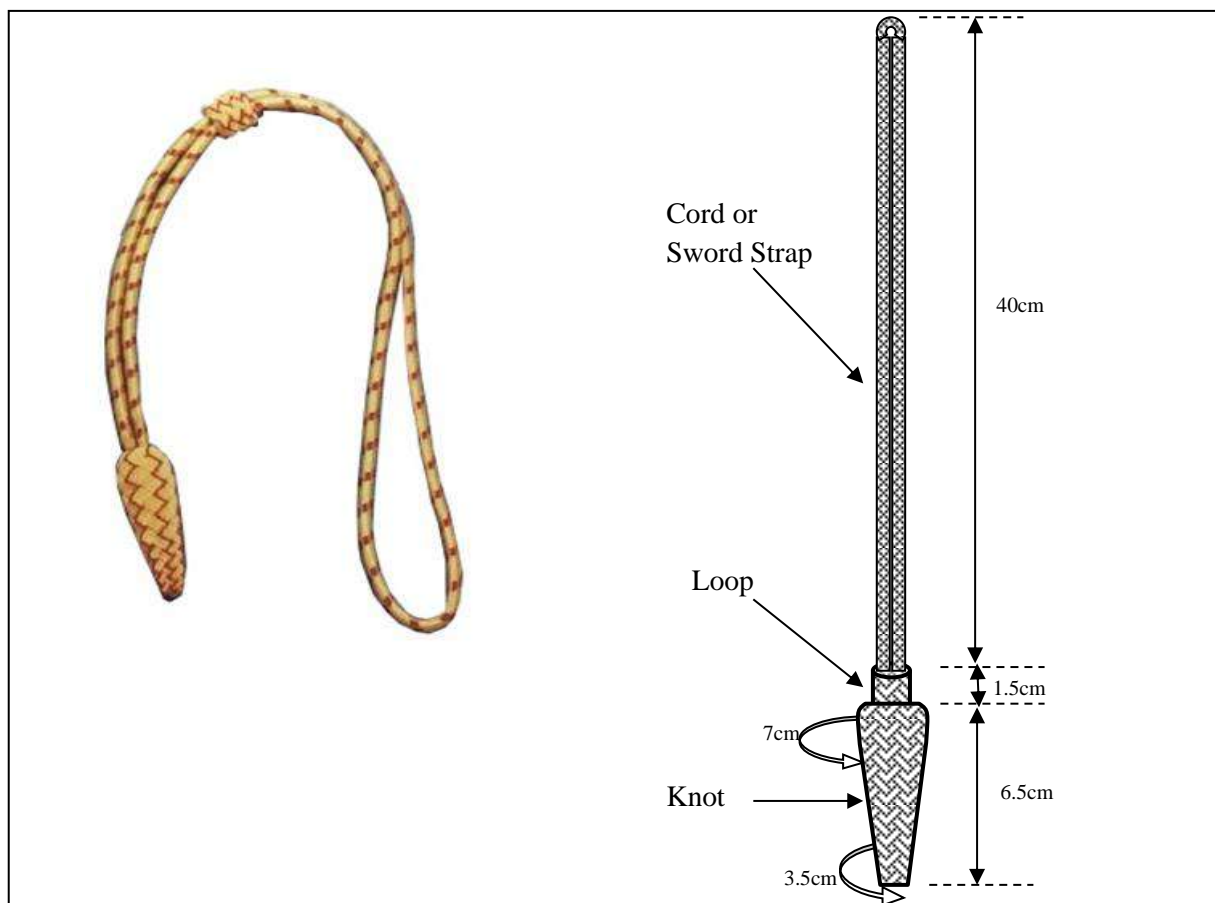
RESTRICTED

93. Slings of Sword Belts and Sword knots will be as follows:

- a. Sri Lanka Armoured Corps, Sri Lanka Artillery, Sri Lanka Engineer and Sri Lanka Signals Corps: Slings embroidered in Gold.
- b. Sri Lanka Light Infantry, The Gemunu Watch, Sri Lanka Army General Service Corps, Sri Lanka Army Rifle Corps and Sri Lanka Pioneer Corps: Slings embroidered in Silver.
- c. Sri Lanka Sinha Regiment, Gajaba Regiment, Vijayabahu Infantry Regiment, Military Intelligence Corps, Sri Lanka Army Service Corps, Sri Lanka Army Medical Corps, Sri Lanka Army Ordnance Corps, Sri Lanka Electrical and Mechanical Engineers and Sri Lanka Corps of Military Police: Slings embroidered in Black and Gold.

SWORD KNOT

94. **Sword Knot Gold General Officers Pattern.** Cord or Sword strap - Sword Knot or Sword strap, woven Gold colour metallic lace and twist crimson colour threads. Loop should be braided gold colour bristles with crimson colour threads. Knot (Acorn) - should be braided gold colour bristle with crimson colour threads. This will be worn by Major General and above Officers.



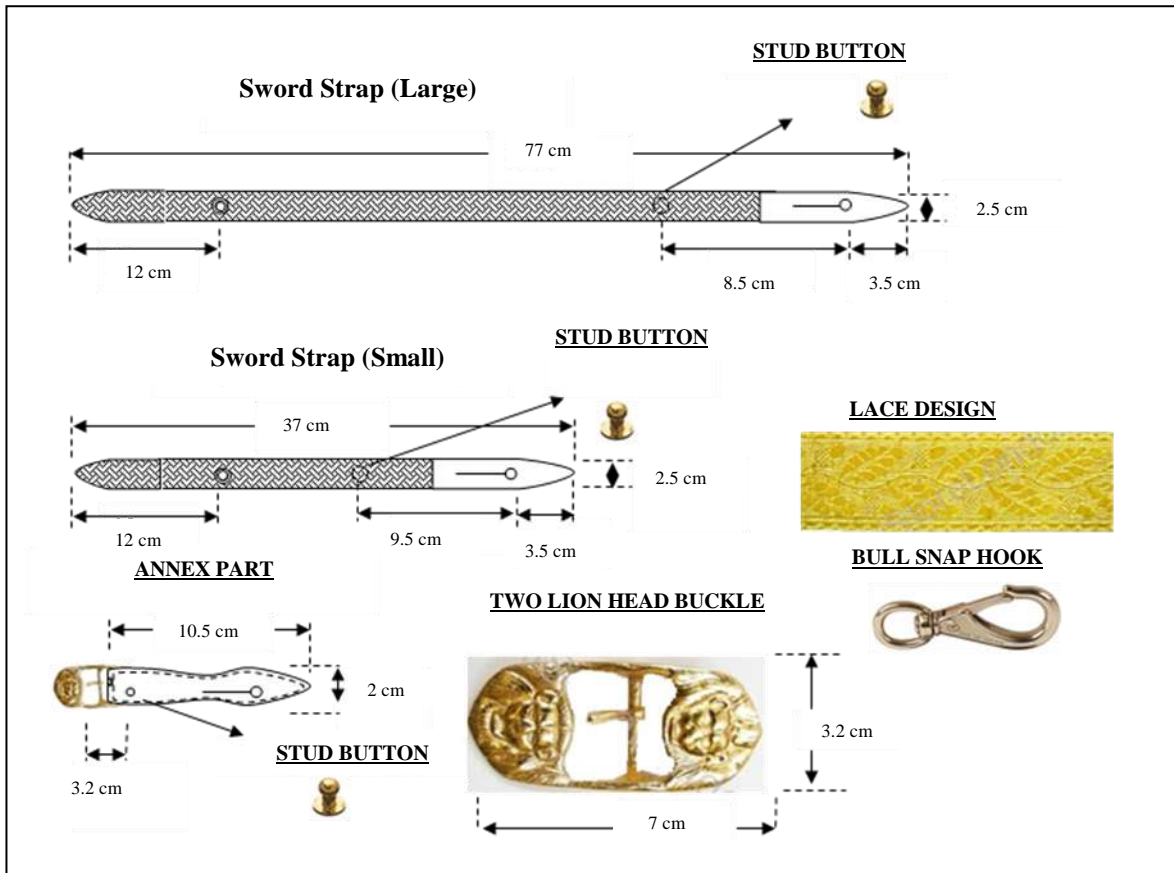
RESTRICTED

95. **Sword Knot Gold/Silver Pattern.** Cord or sword strap - Sword Knot or Sword strap, woven Gold/Silver colour metallic lace and plain. Loop should be braided gold colour bristles. Knot (Acorn) - should be braided gold colour bristle. This will be worn by Brigadier and below Officers. The design will be same as Gold General Officer Pattern.

SWORD BELT AND SLING GOLD GENERAL OFFICERS PATTERN

96. Waist Belt to be made in Maroon colour nylon yarn material. Sword Strap (Large) Dark Red leather strip is covered with gold bullion lace material. Sword Strap (Small) Dark Red leather strip is covered with gold bullion lace material. Dark Red Leather Annex Part. All fittings should be Brass material.

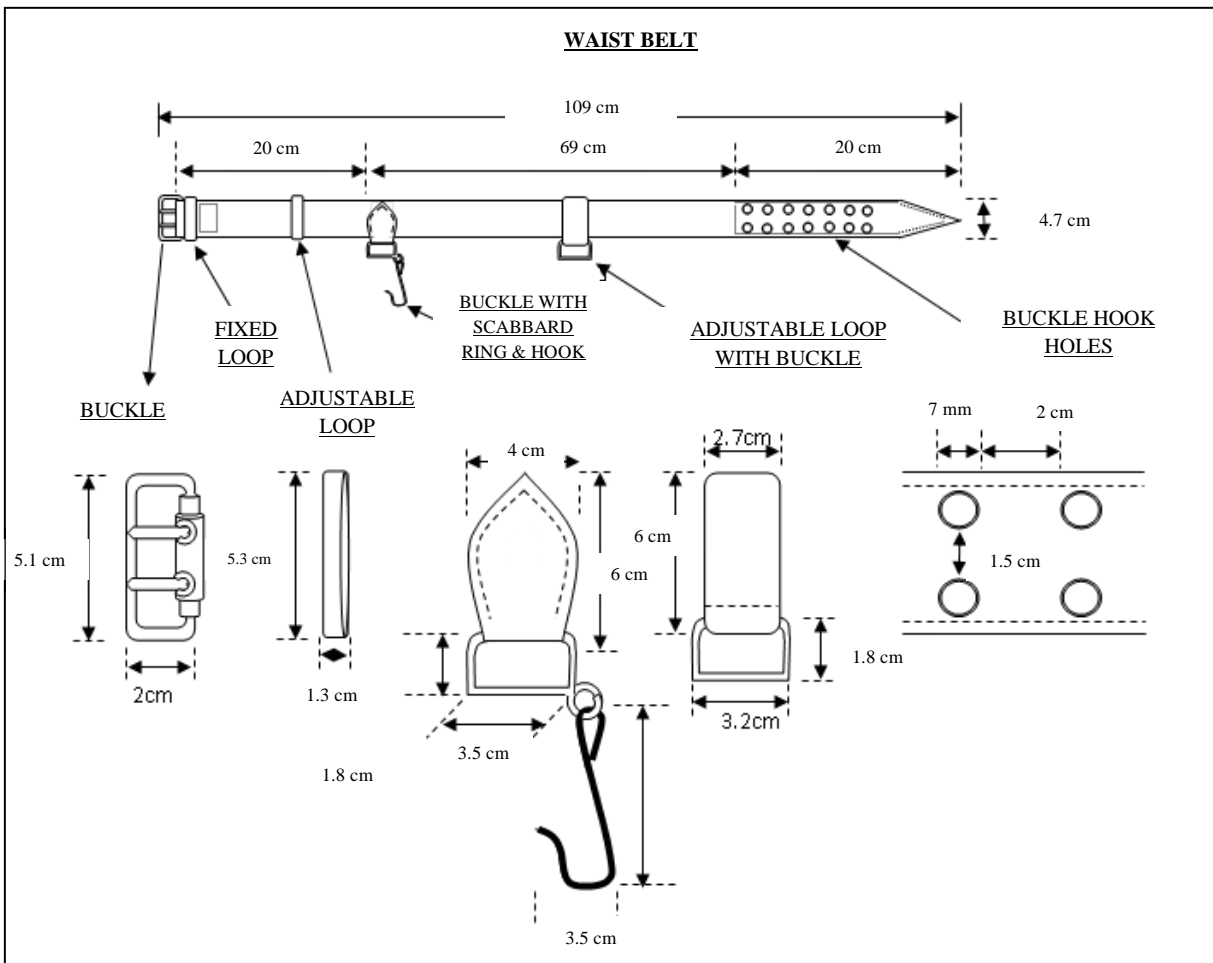
97. Waist Belts should be able to withstand adequately for comfort and adjustable to fit body size. Waist Belt, beginning of leather Loop with fixed 'D' Buckle and down side buckle with scabbard ring and hook. Belt centre should be of adjustable leather loop with a buckle. End of Waist Belt fixed leather parts. Belt shall have 7 pairs of Gold colour eyelets made out from brass material. Sword Strap (Large) - The dark red leather strip is covered with gold bullion lace material and fastens with a brass stud button showing on each side. Sword Strap (Small) - The dark red leather strip is covered with gold bullion lace material and fastens with a brass stud button showing on each side. 2x Annex Part - Annex Part is made out of dark red leather. Beginning of leather strip with fixed brass Two Lion Heads Buckle and stud button round shape. End of annex part with 01 button hole.

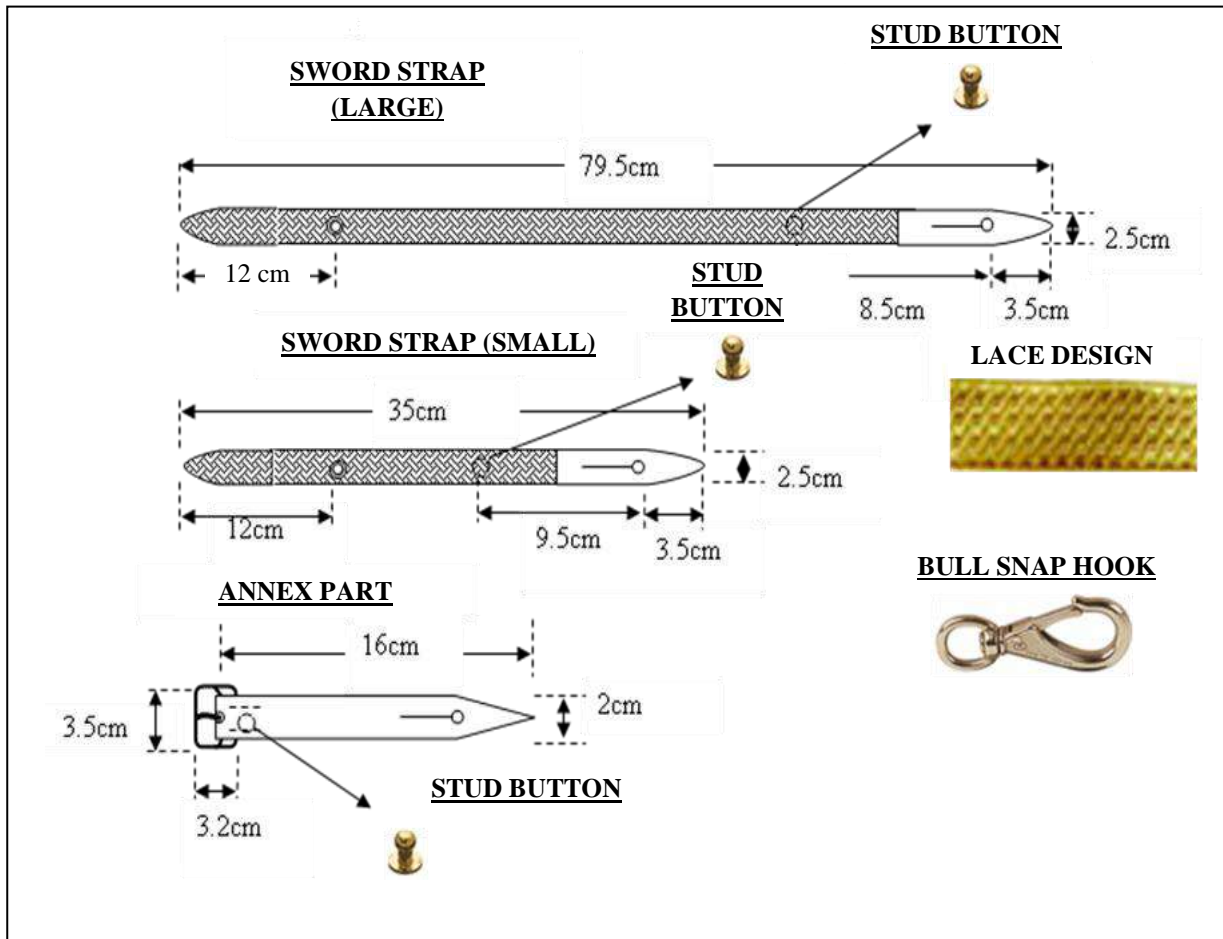


SWORD BELT AND SLING SILVER

98. Waist Belt to be made in Dark Blue nylon yarn material. Sword Strap (Large) black leather strap is covered with Silver lace material. Sword Strap (Small) black leather strap is covered with Silver lace material. Black Leather Annex Part. All fittings should be made out of Stainless steel.

99. Waist Belts should be able to withstand adequately for comfort and adjustable to fit body size. Waist Belt, beginning of leather Loop with fixed 'D' Buckle and down side buckle with scabbard ring & hook. Belt centre should be of adjustable leather loop with buckle. End of Cross Belt fixed leather parts. Belt shall have 7 pairs of silver colour eyelets made out from stainless steel material. Sword Strap (Large) - The black leather strap is covered with silver colour lace material and fastens with a Stainless steel stud button showing on each side. Sword Strap (Small) - The black leather strip is covered with silver colour lace material and fastens with a Stainless steel stud button showing on each side. 2 x Annex Part - Annex Part made out of black leather. Beginning of leather strip with fixed Stainless steel "D" Buckle and stud button round shape. End of annex part with 01 button hole.






BATON/ CANE/ WHIP

WHIP

100. Whips will be used by all Officers of the Mounted Regiments except female Officers of SLSC as follows:

- a. Black Colour Whip - SLAC and MIR.
- b. Brown Colour Whip - SLA, SLE, SLSC, SLASC and SLCMP.

101. The size of the Whip will be 27 inches from top to bottom.




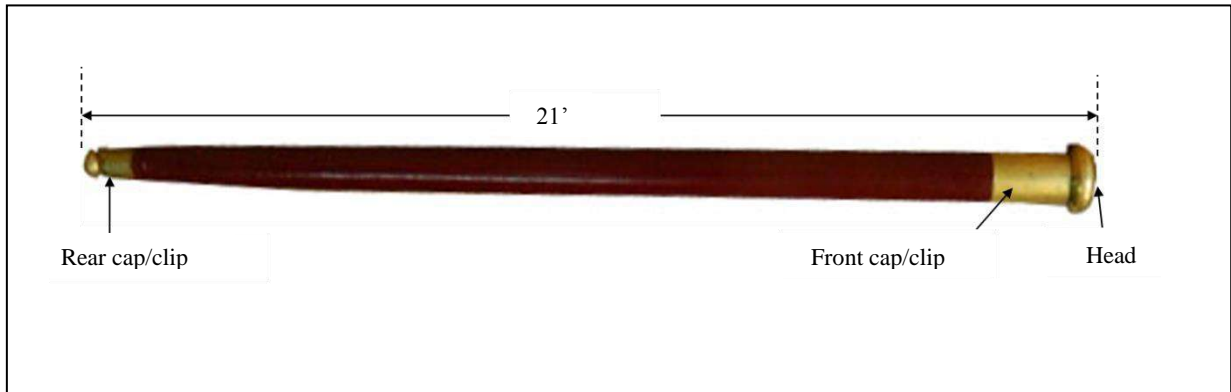
BATONS/CANES OFFICER PATTERN

102. Batons/Canes are used by the Officers other than the Mounted Regiments and female Officers of MIC, CES, SLAMC, SLAGSC and SLAWC as follows:

- a. Brown colour Baton/Cane with front and rear Gold colour brass metal cap/clip for GR, VIR, CR, MIC, CES, SLAMC, SLAOC, SLEME and SLRC.
- b. Brown colour Baton/Cane with front and rear Silver colour metal cap/clip for SLLI, GW, SLAGSC, SLPC and SLNG.
- c. Black colour Baton/Cane with front and rear Black colour metal cap/clip for SLSR.
- d. Black colour Baton/Cane with front and rear Gold colour brass metal cap/clip for SF.

103. Officers of CR and SF will use Baton/Cane only for Dress No 4.

104. General design of the Baton/Cane will be:



105. Designs of Baton/ Cane as per Ranks.

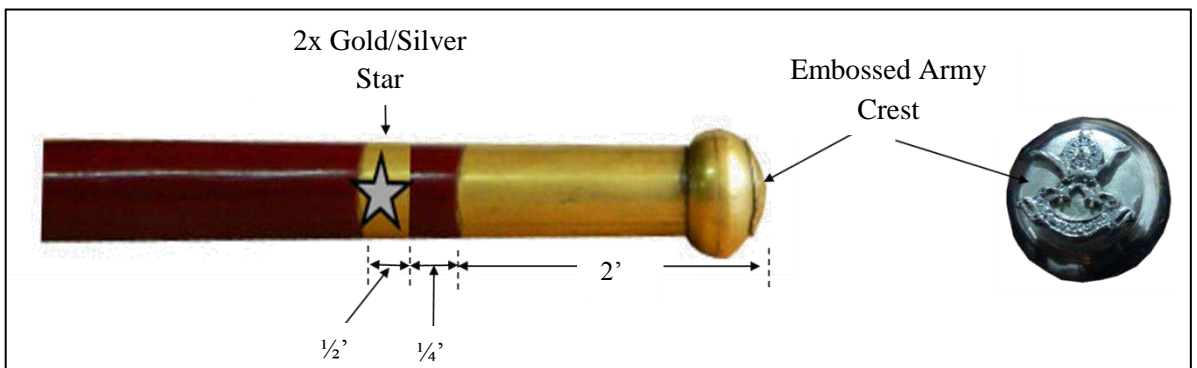
a. Field Marshal Baton. Length 49.5 cm. Bottom width 3.4 cm.



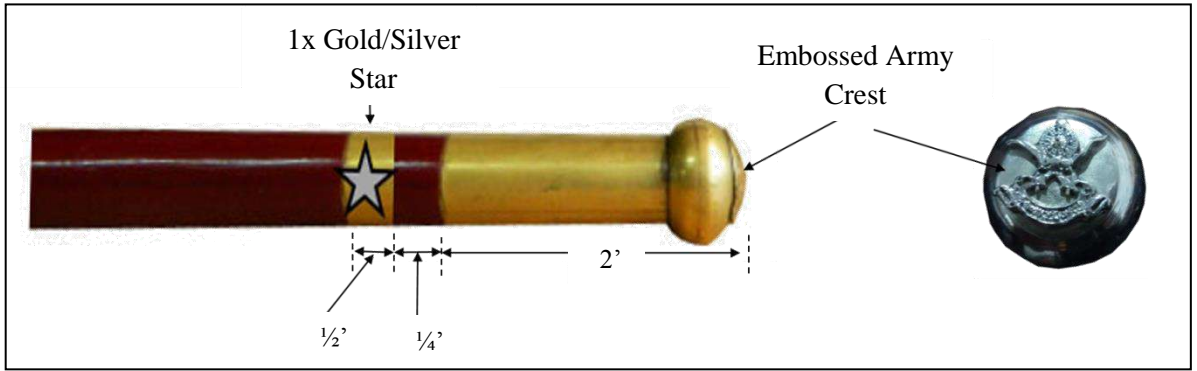
b. Baton of the Commander of the Army. Length 58 cm.



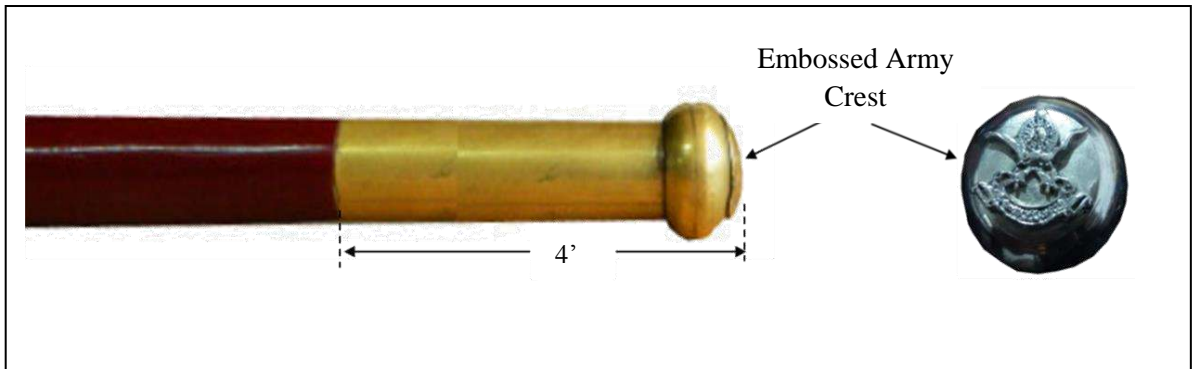
c. Major Generals.



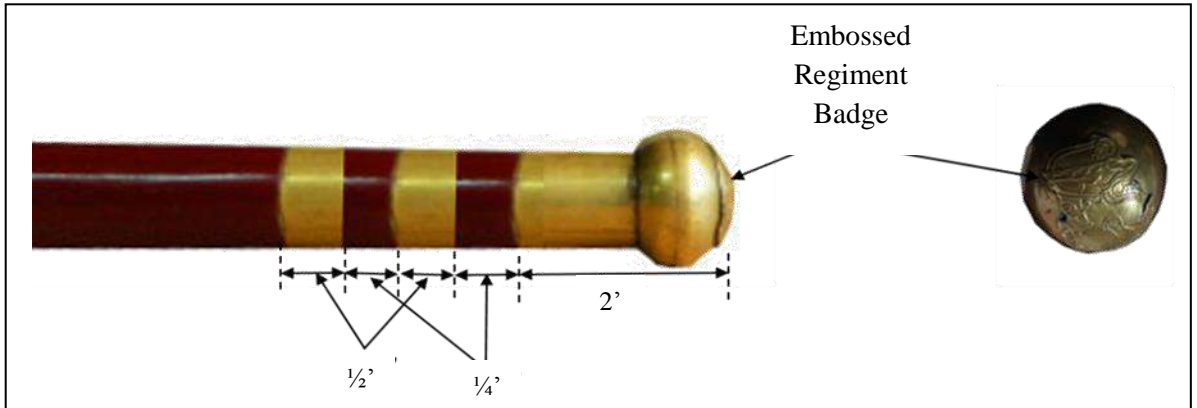
d. Brigadiers.



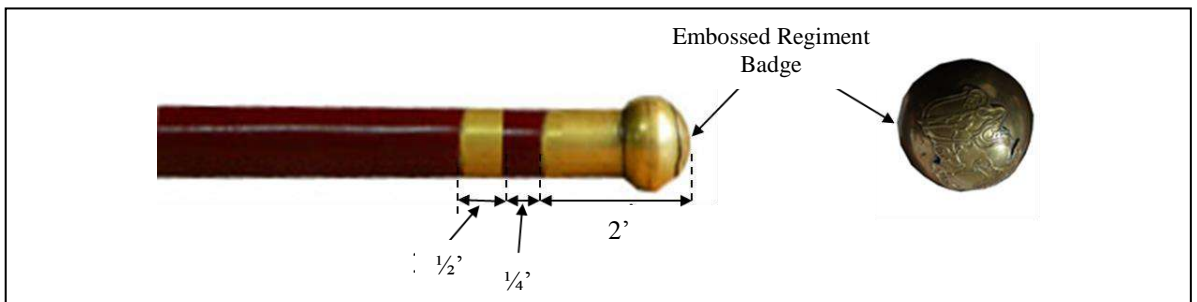
e. Colonels.



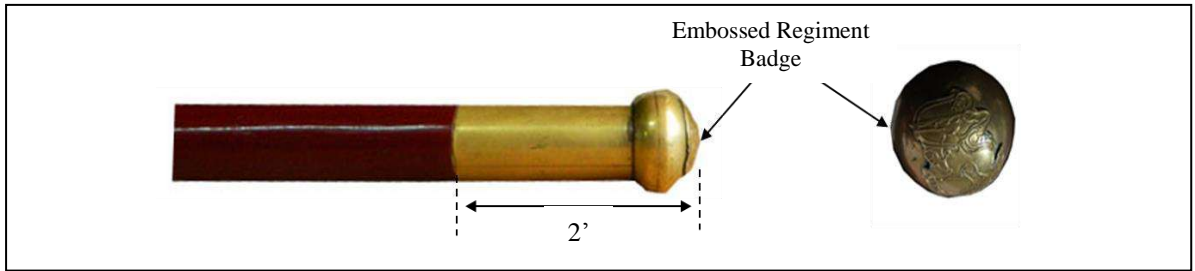
f. Lieutenant Colonels.



g. Majors.

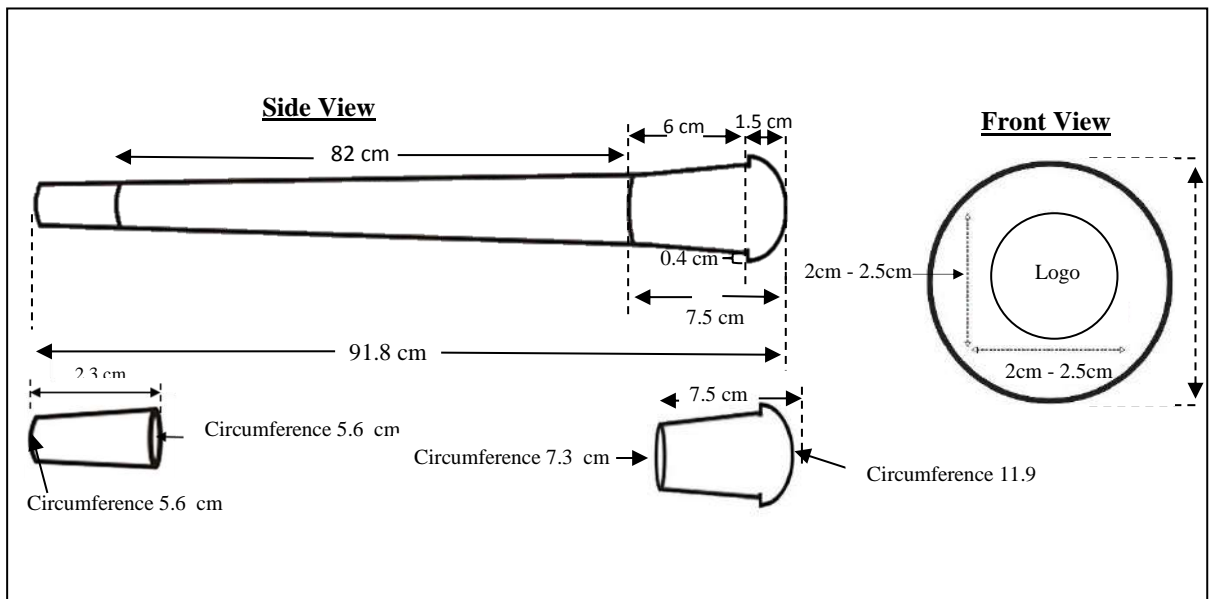


h. Captain and Below Officers.

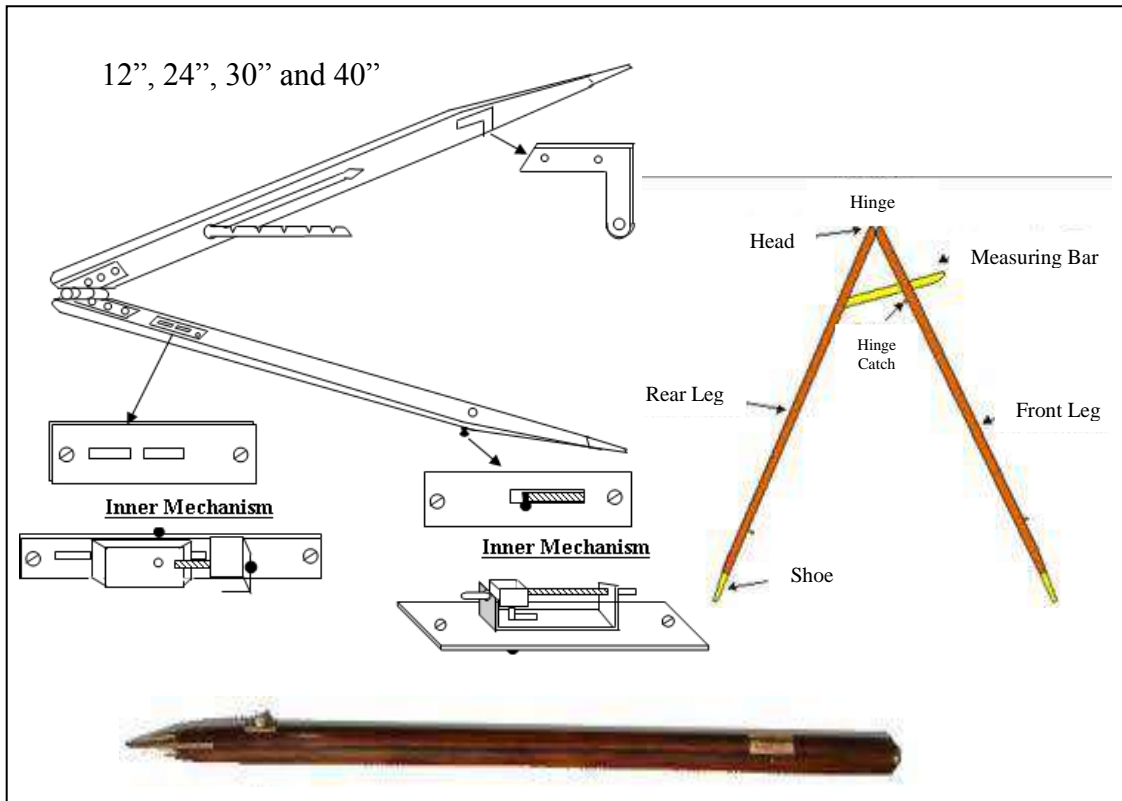


106. Batons/Canes Other Ranks Pattern.

a. Cane Malacca Black/Brown Cane with Brass/ Silver/Black Fittings.



b. Drill Instructor's Pace Stick. The Pace Stick is issued to a Drill Instructor upon successful completion of the Drill Instructor Course. The pace stick should be made out of class "I" timber. It consists of two folding parts with brass fitted clips at the bottom. All the fittings should be made out of brass and fixed in a hidden manner. The Pace Stick is made to match the height of the Drill Instructor. Generally, the total length of the Stick with ferrule is 90 cm. Total length without ferrule is 84 cm. Top circumference is 10 cm. Bottom circumference is 05 cm. Pace indicating bar when stretched looks like a knife. Under mentioned length should be clearly indicated in the space stick itself and its length should be adjustable and will be able to face properly.



- c. **Regimental Police (RP) Cane.** Brown/Black wooden cane 21 inches long. The Head will be $\frac{3}{4}$ inches width and End will be $\frac{1}{2}$ inches width.

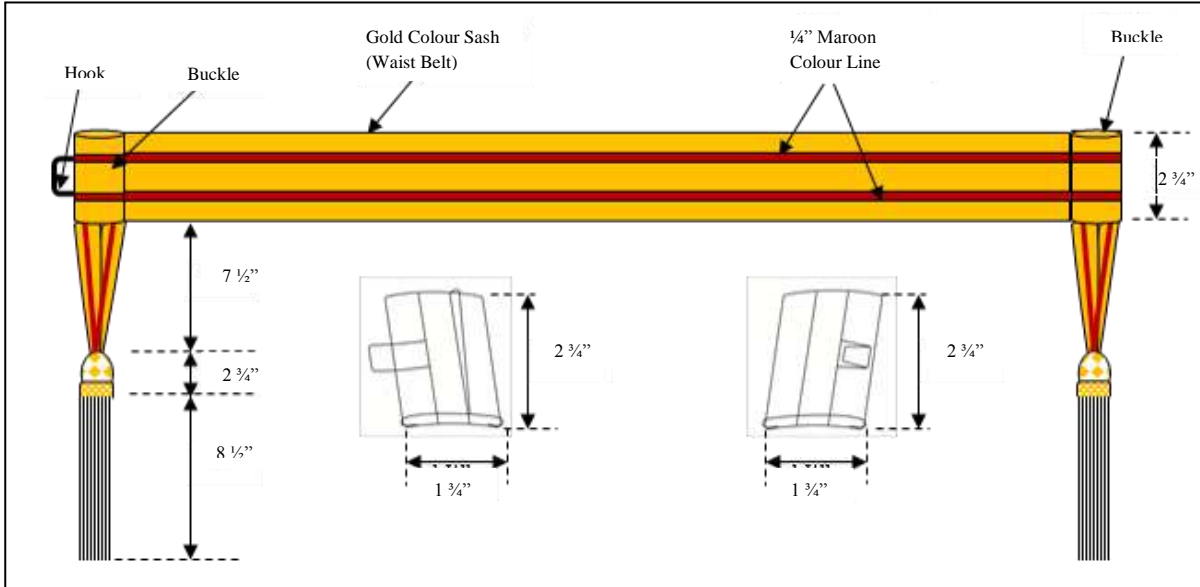


WAIST BELT

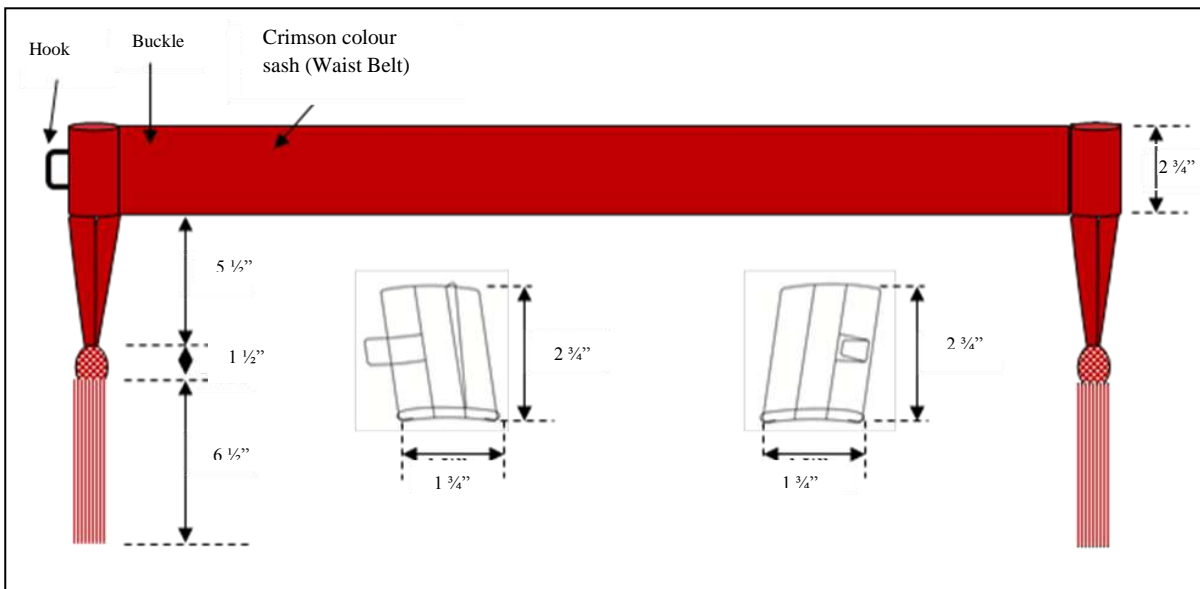
107. Kinds of Waist Belts worn by Officers and Other Ranks will be as follows (See Annex H):

SASHES

108. **Sash Silk for General Officers.** The Sash shall be approximately $2\frac{3}{4}$ inch width, without pleats, fastened with a buckle fitted with horizontal overlapping loops. The Sash should be worn around the waist, the tassels hanging from the left side and immediately in front sling of the sword belt, when the sword is worn. There should be 2x tassels on the left and right sides as indicated in diagram. The tassels should reach approximately 4" below the skirt of the jacket. Left side tassel should be removing the sashes and right side buckle should be fitted with sashes.



109. **Sash Silk for Colonel/Brigadier.** The Sash shall be approximately 2 ¾ inch width, without pleats, fastened with a buckle fitted with horizontal overlapping loops. The Sash to be worn around the waist, the tassels hanging from the left side and immediately in front of the sword belt, when the sword is worn. There should be 2 x tassels in the left and right sides as indicated in the diagram. The tassels should reach approximately 4 inch below the skirt of the jacket. Left side tassel should be removed when the sashes are removed and right side buckle should be fitted with sashes.



110. **Sash Silk for Lieutenant Colonel and below Officers of SLAC.** Drummer Red sash with black cord around the border.

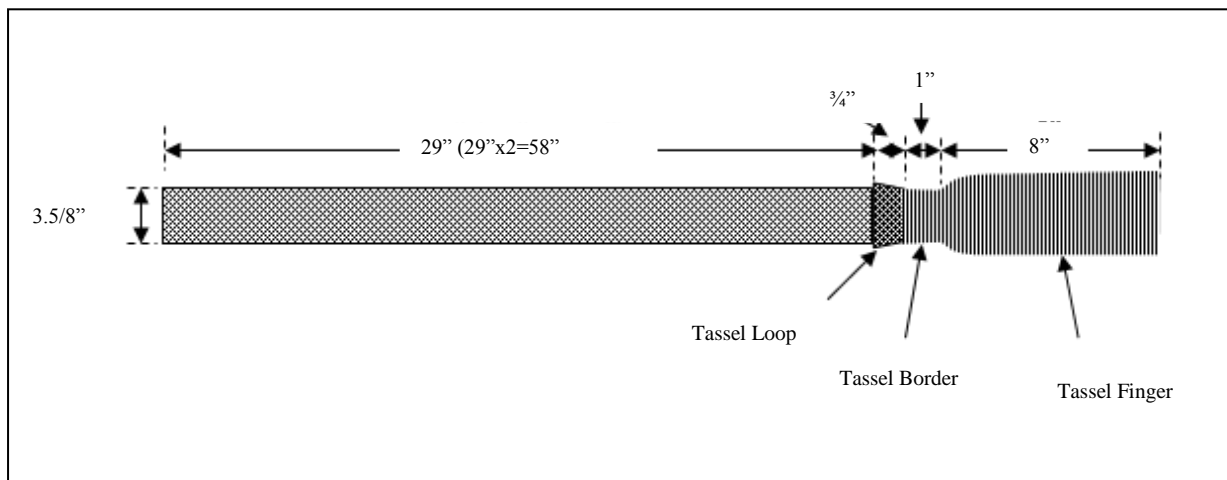
111. **Sash Silk for Lieutenant Colonel and below Officers of SLA.** Post Office Red sash with blue border.

RESTRICTED

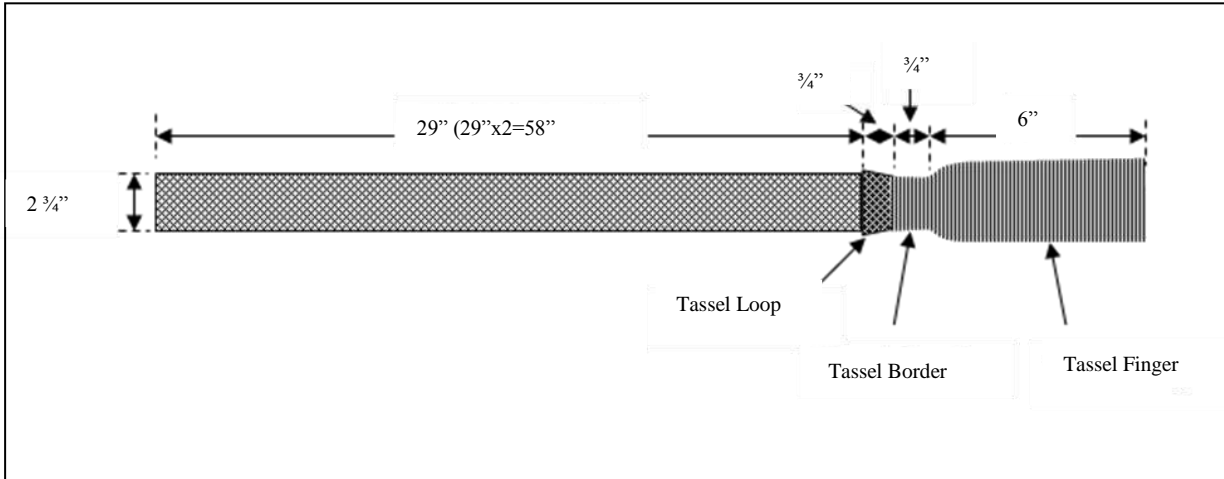
112. **Sash Silk for Lieutenant Colonel and below Officers of SLE.** Scarlet sash with double Oxford Blue lines.
113. **Sash Silk for Lieutenant Colonel and below Officers of CR.** Maroon sash with double Black lines.
114. **Sash Silk for Lieutenant Colonel and below Officers of SF.** Candy Red sash with Black border.
115. **Sash Silk for Lieutenant Colonel and below Officers of CES.** Fire Brick Red sash with double Royal Blue lines.

SASH SILK SCARLET FOR COLOUR REGIMENTS

116. **Sashes Silk Scarlet for Warrant Officer Class II Pattern.** The shoulder sash is worn by Warrant Officer Class II of Sri Lanka Armoured Corps, Sri Lanka Artillery, Sri Lanka Light Infantry, The Gemunu Watch, Gajaba Regiment and Vijayabahu Infantry Regiment. Scarlet (Crimson) colour, high quality polyester/cotton corded material. Crimson silk/wool twill weaves. Size ranges from 58" to 62". Length Minimum 5 inch Maximum 62 inch (Provide measurement from upper right shoulder to lower left hip). Width 3 5/8 inch (8 cm). 40 fingers in each tassel. cord thickness 4 mm. Loop Height 3/4 inch. Border height 1 inch. Fingers (Cotton Cord) height 8 inch.



117. **Sashes Silk Scarlet for Sergeant/Colour Sergeant Pattern.** The shoulder sash is worn by Warrant Officer Class II of Sri Lanka Armoured Corps, Sri Lanka Artillery, Sri Lanka Light Infantry, The Gemunu Watch, Gajaba Regiment and Vijayabahu Infantry Regiment. Scarlet (Crimson) colour, high quality polyester/cotton corded material. Crimson silk/wool twill weaves. Size range from 5 inch to 62 inch. Length minimum 58 inch maximum 62 inch (Provide measurement from upper right shoulder to lower left hip). Width 2 3/4 inch (7 cm). 40 fingers in each tassel. Cord thickness 4 mm. Loop height 3/4 inch. Border Height 3/4 inch. Fingers (cotton cord) height 6 inch.



SAM BROWNE BELT

118. This will be of Black leather for Rifle Regiments and Brown for all other Regiments and Corps.

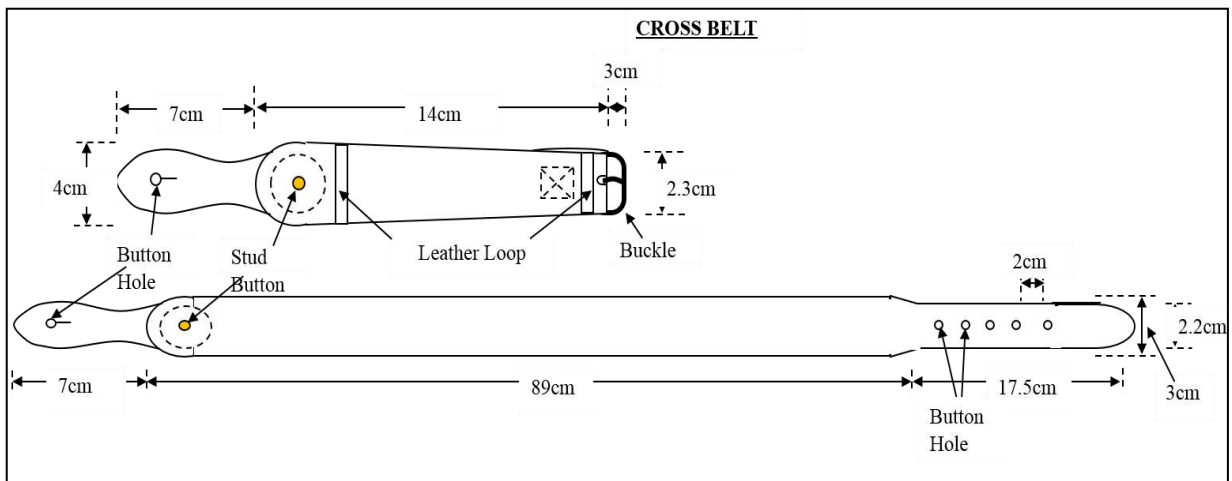
119. For Sri Lanka Armoured Corps, the cross strap will be modified to hold a whistle.

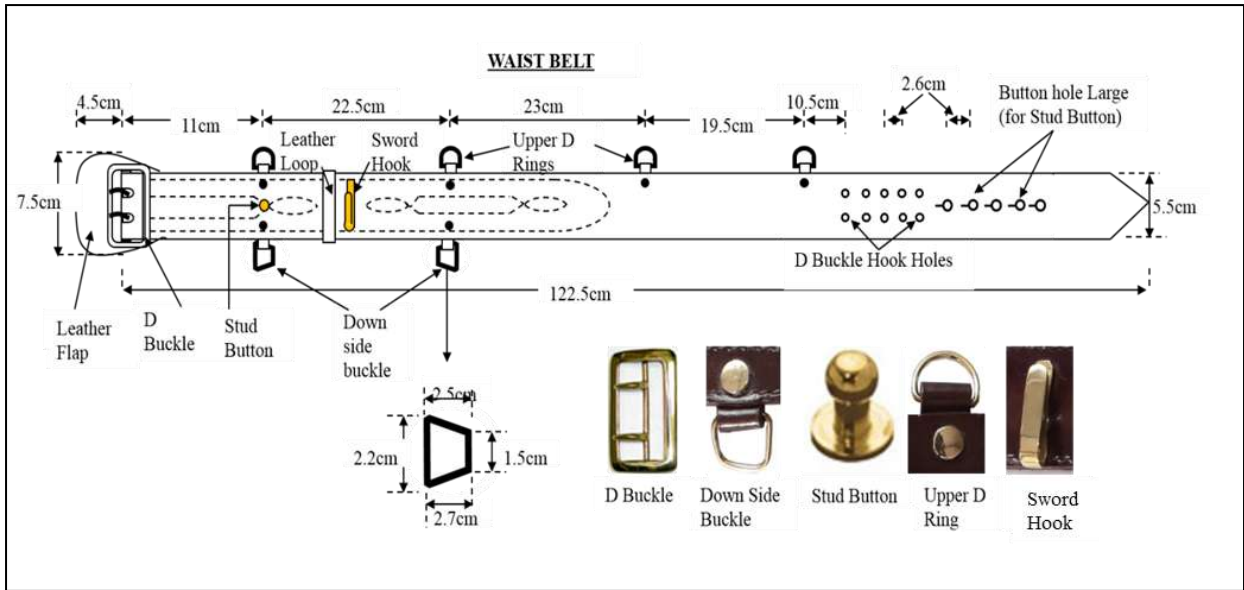
120. The Metal fittings of the Belt will be as follows:

- a. Gold colour fittings - SLAC, SLA, SLE, SLSC, GR, VIR, MIR, CR, MIC, CES, SLAMC, SLAOC, SLEME, SLCMP, SLAWC and SLRC.
- b. Silver colour fittings - SLSR, SLLI, GW, SLASC, SLAGSC, SLAPC and SLMA.

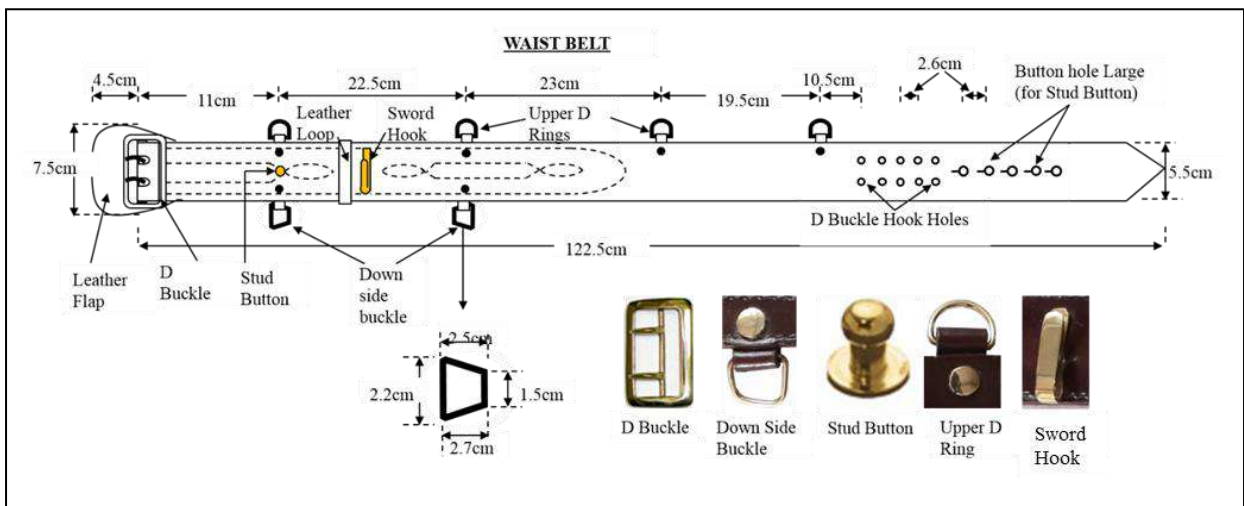
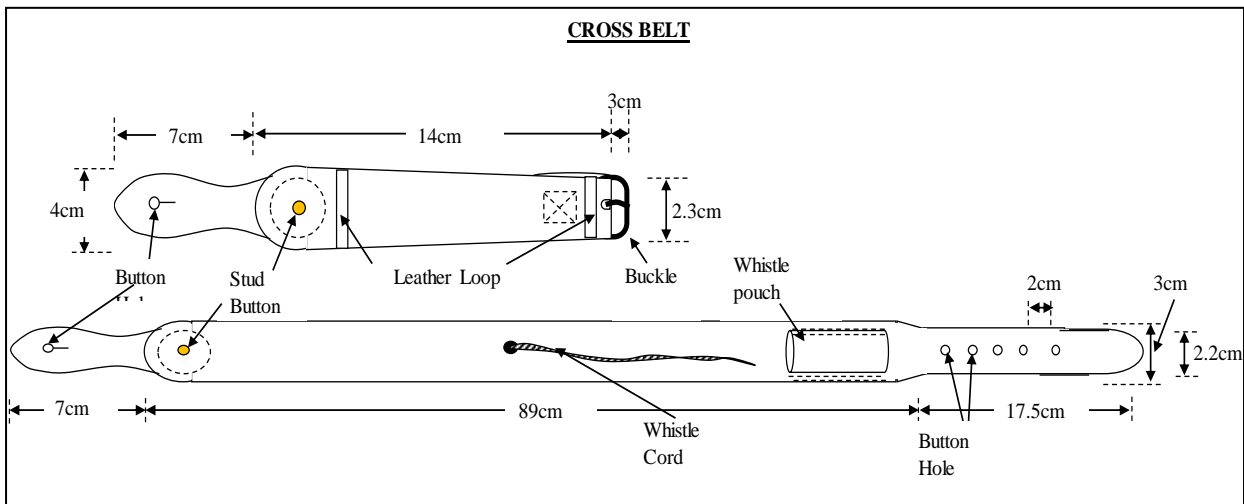
SAM BROWNE BELT

121. **Belt Sam Browne Brown/Black Leather with Brass/Silver Fittings.** Belt Sam Browne to be made in Brown/Black Plain Tanned Leather. All fittings should be Brass/Silver.





122. Belt Sam Browne Black Leather with Brass Fittings Sri Lanka Armoured Corps Pattern.



123. **Belt Waist Nylon Olive Green with Plastic Buckle for Officers.** Belt waist Nylon Olive Green 5.5 cm width with Olive Green Plastic Buckle for Dress No 6 and 6B.

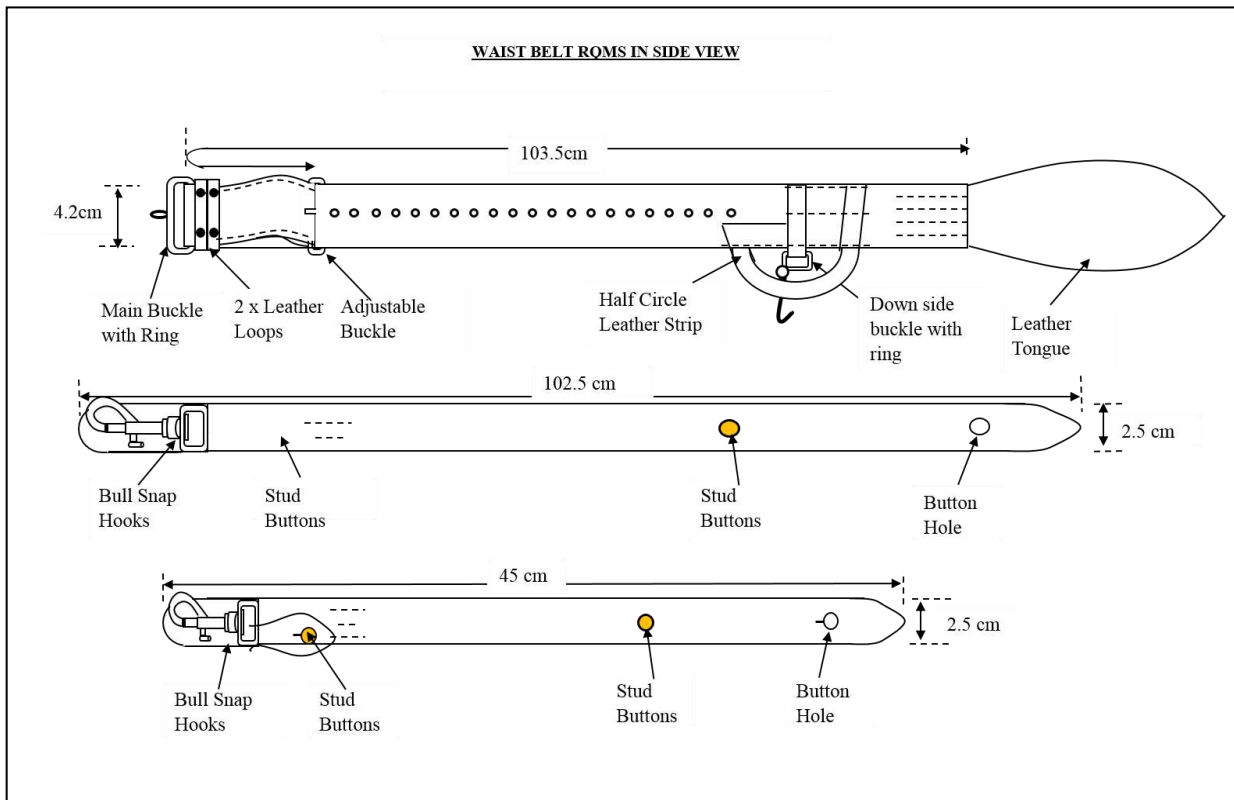
124. **Belt Waist Nylon Black with Plastic Buckle for Sri Lanka Armoured Corps Officers Pattern.** Belt waist Nylon Black 5.5 cm width with Black Plastic Buckle for Dress No 6.

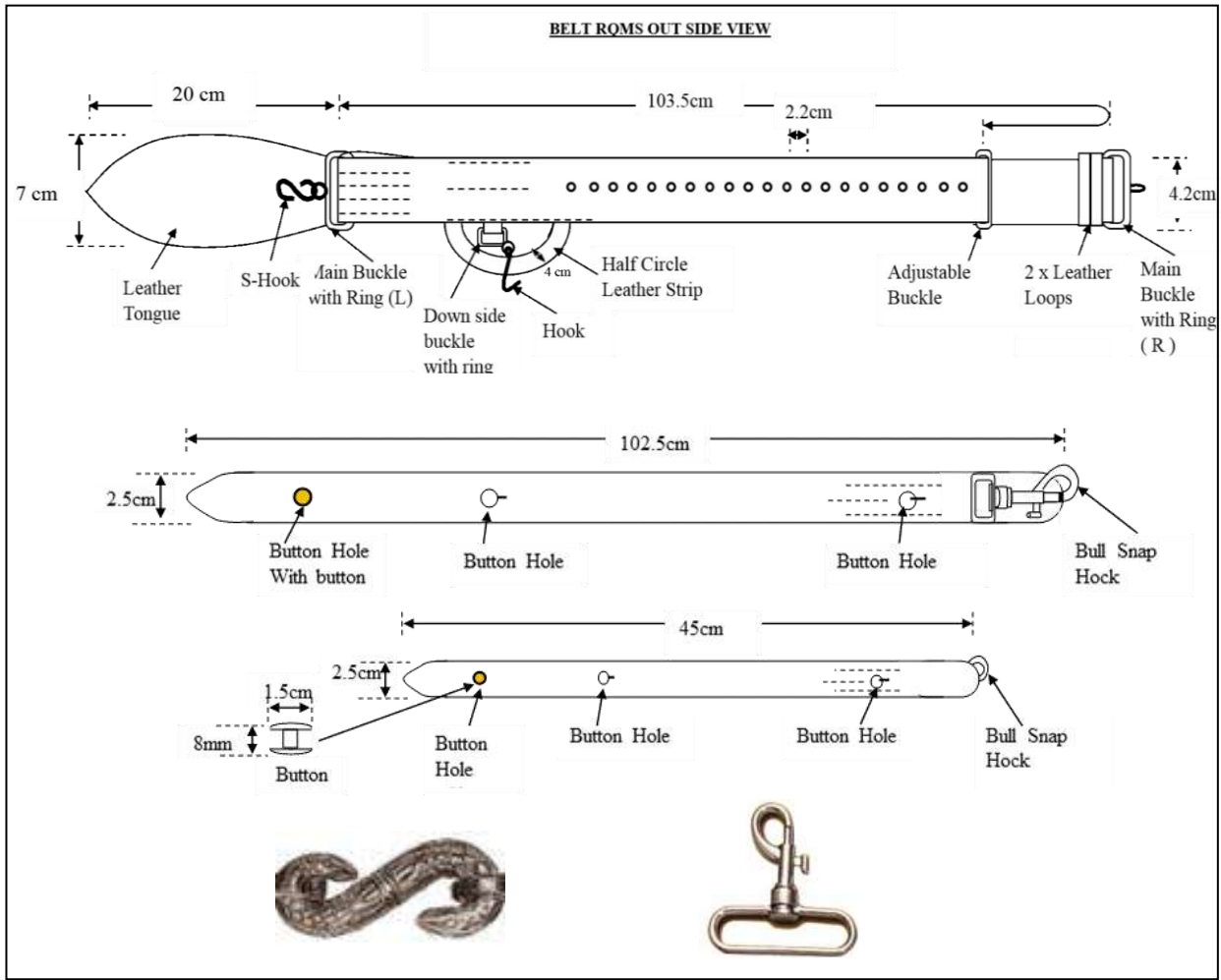
125. **Belt Waist Nylon White with Plastic Buckle for Sri Lanka Corps of Military Police Officers Pattern.** Belt waist Nylon White 5.5 cm width with White Plastic Buckle for Dress No 6.

126. **Belt Waist Nylon Olive Green with Nickel Plated Buckle.** 100% Polypropylene Belt Olive Green colour on Nickel Plated Buckle with a satin finish (Matt) tip and roller buckle for Dress No 5, 5A ,6A and 6B. Belt width 1 ¼ inch. Army Crest width 24 mm and height 22 mm.

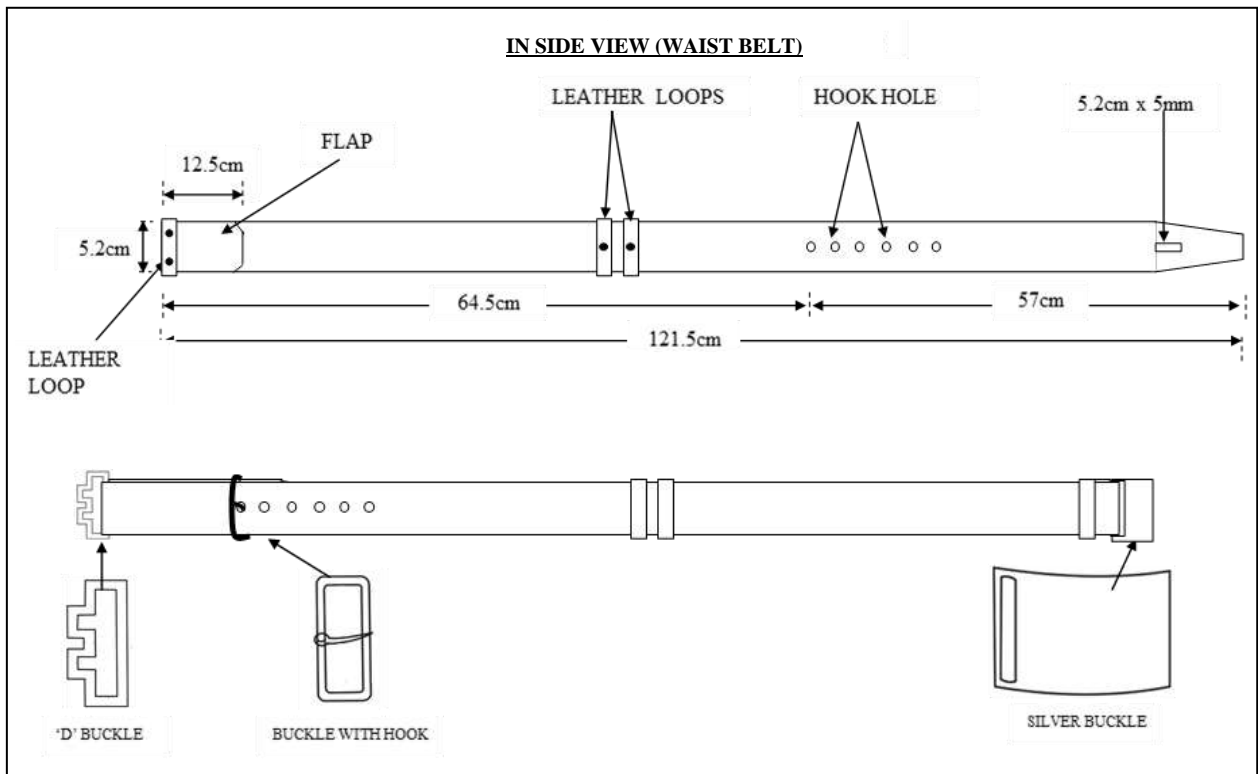
127. **Belt Waist Nylon Black with Black Metal Buckle Armoured Corps Pattern.** 100% Polypropylene Belt Black colour with Black Metal Buckle with a satin finish (Matt) tip and roller buckle for Dress No 5 and 6A. Belt width inches 1 ¼. Army Crest width 24 mm and height 22 mm.

128. **Belt RQMs Brown/Black with Brass/Silver/Black Fittings.**

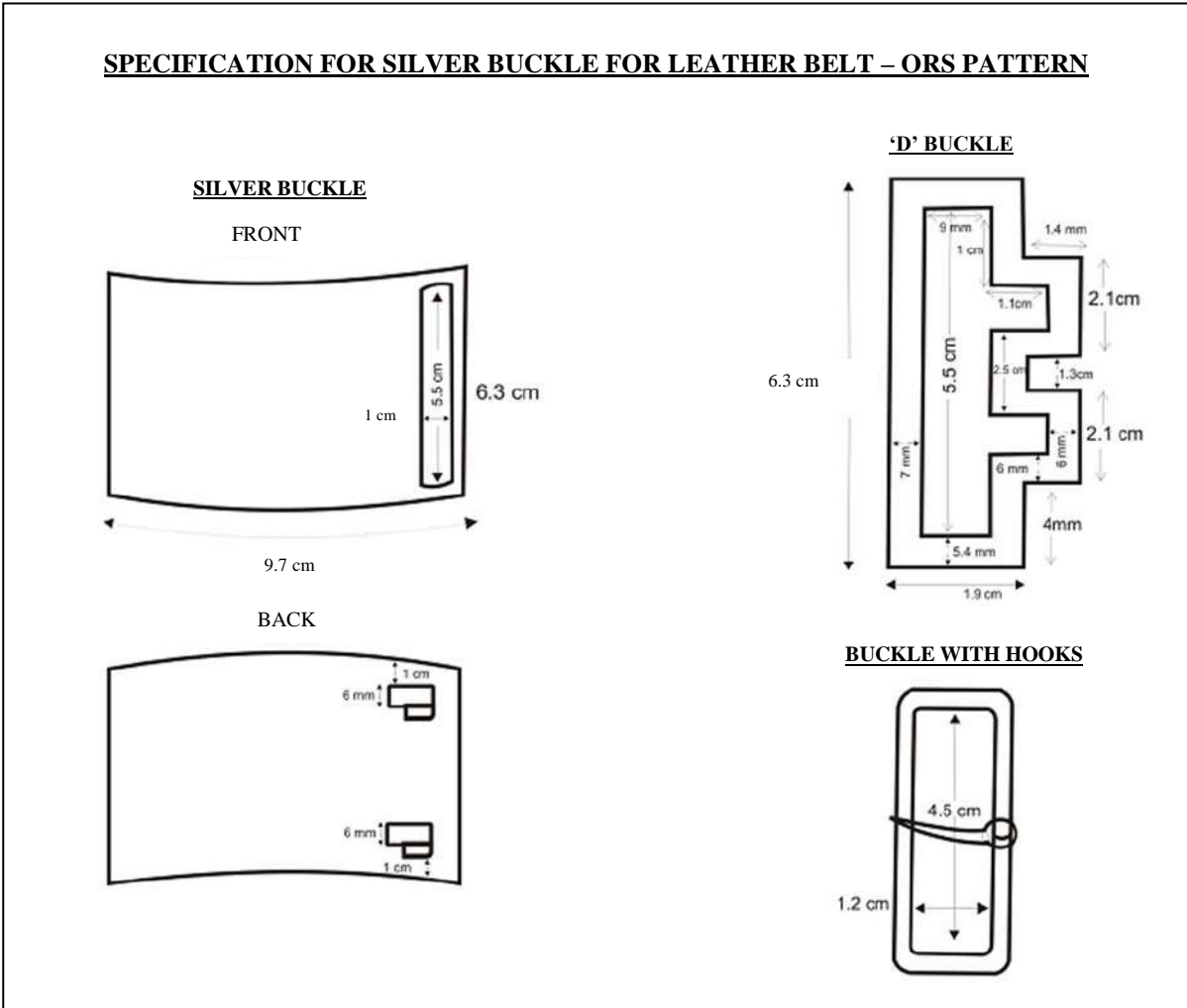




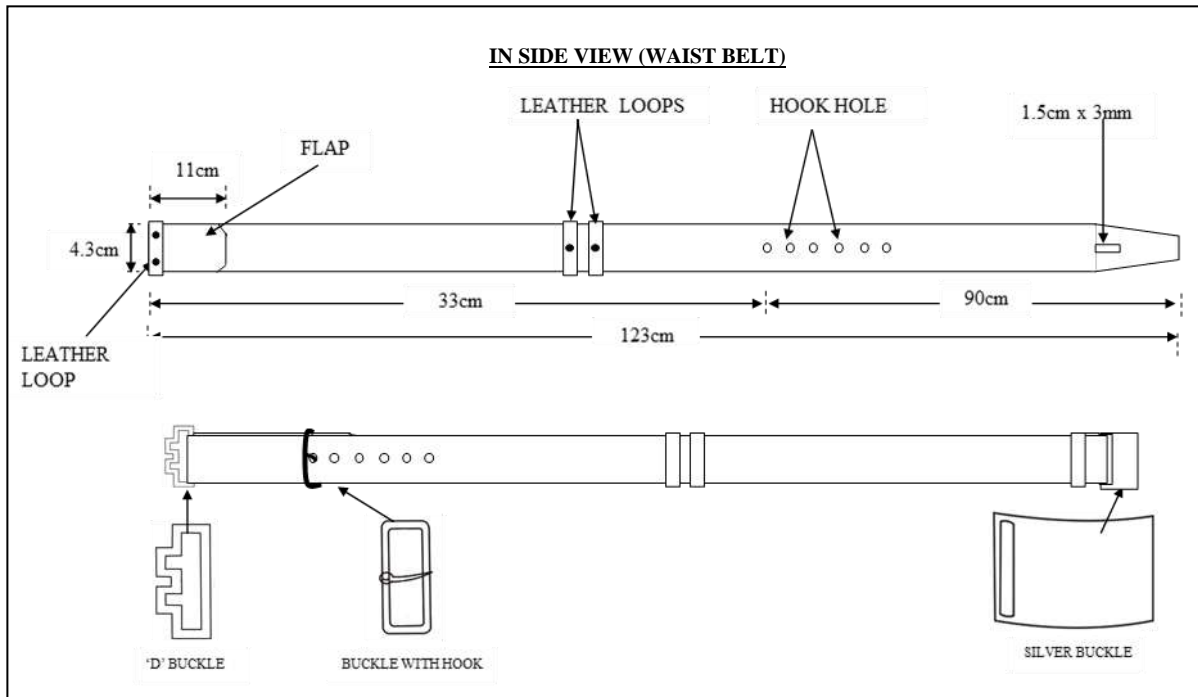
129. **Belt Waist Leather Brown/Black with Silver Buckle Male Other Rank Pattern.**

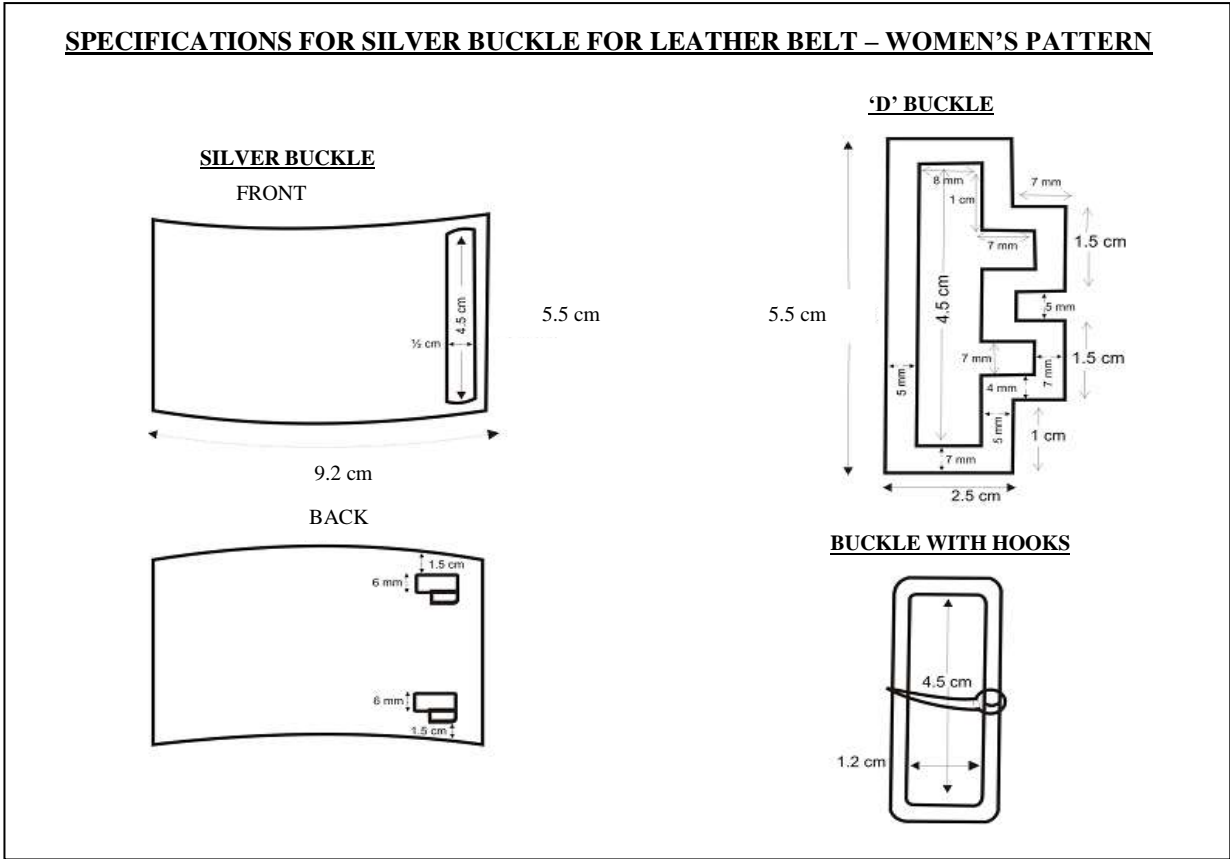


SPECIFICATION FOR SILVER BUCKLE FOR LEATHER BELT – ORS PATTERN

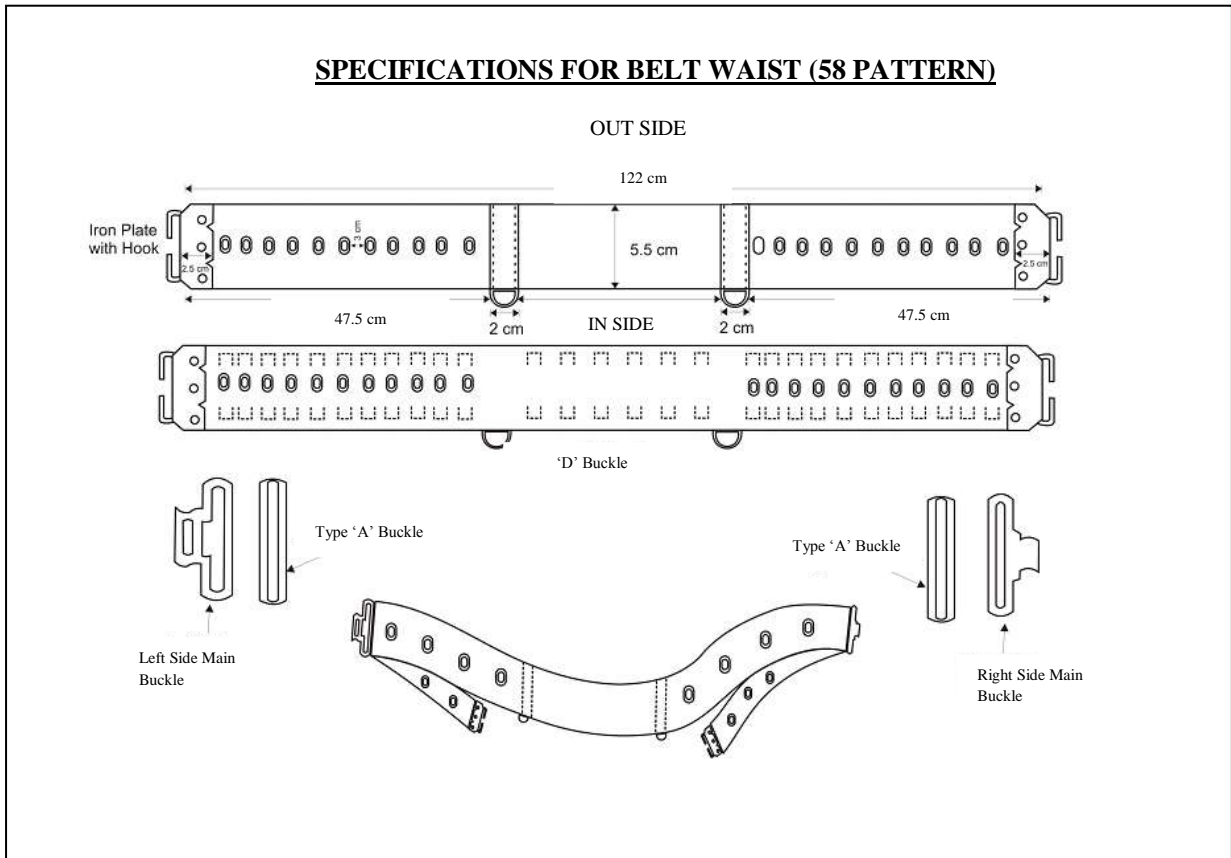


130. **Belt Waist Leather Brown with Silver Buckle Female Pattern.**

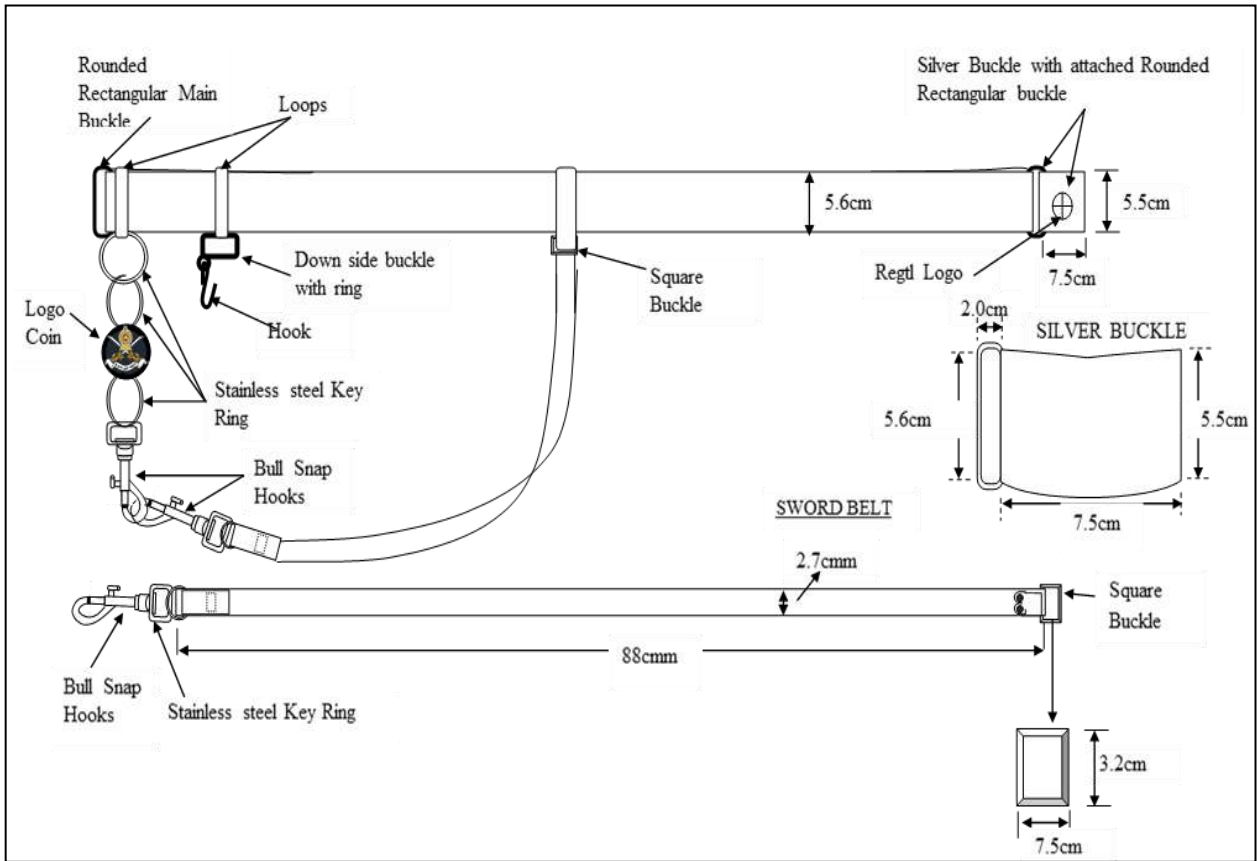




131. **Belt Waist Web Olive Green Pattern.**



132. Belt Drill Instructors White (Foreign Qualified) with Silver Plated Fittings.














(Intentionally Blank)














RESTRICTED

PATTERNS FOR STABLE BELTS

133. Officers and Other Ranks of under mentioned Regiments and Corps are permitted to wear Stable Belts. These may be worn with Dress No 6 only.

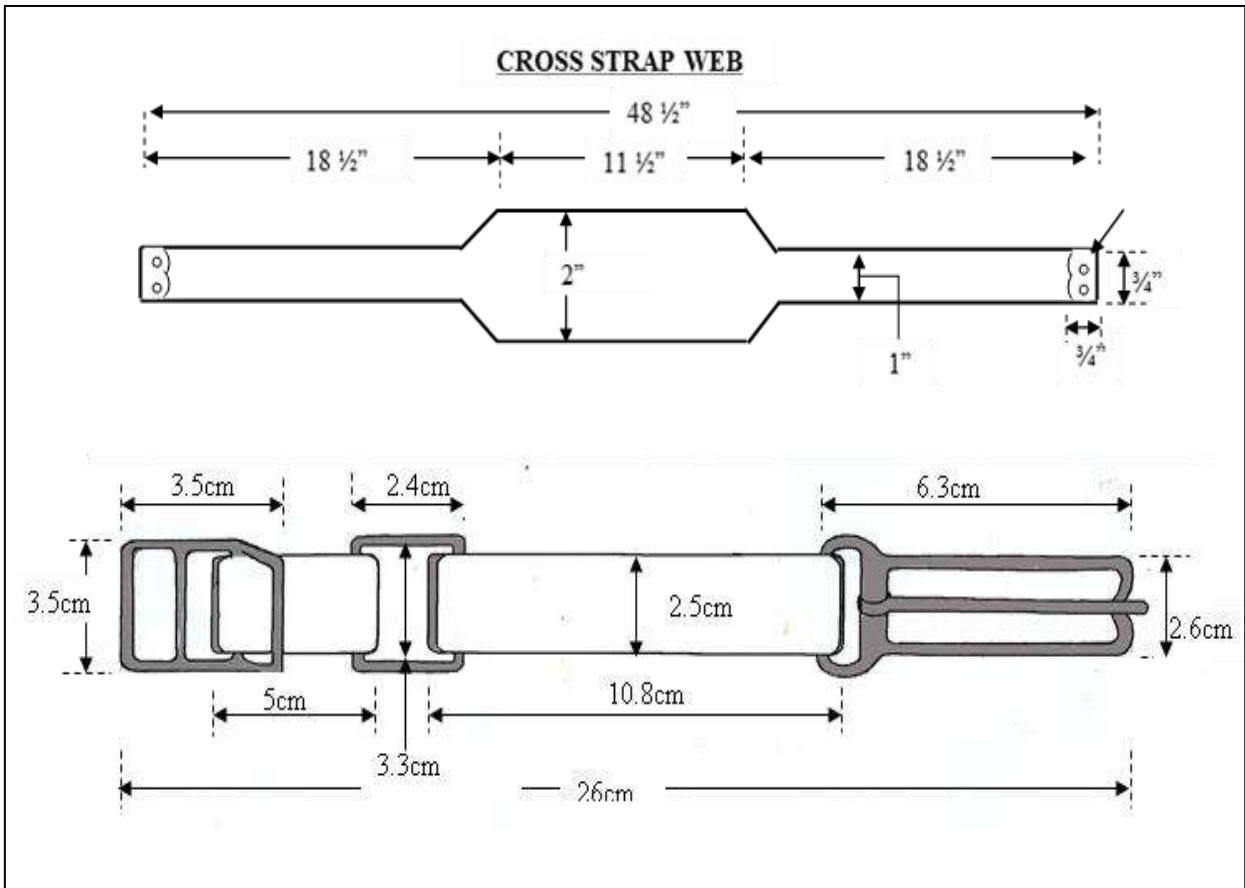
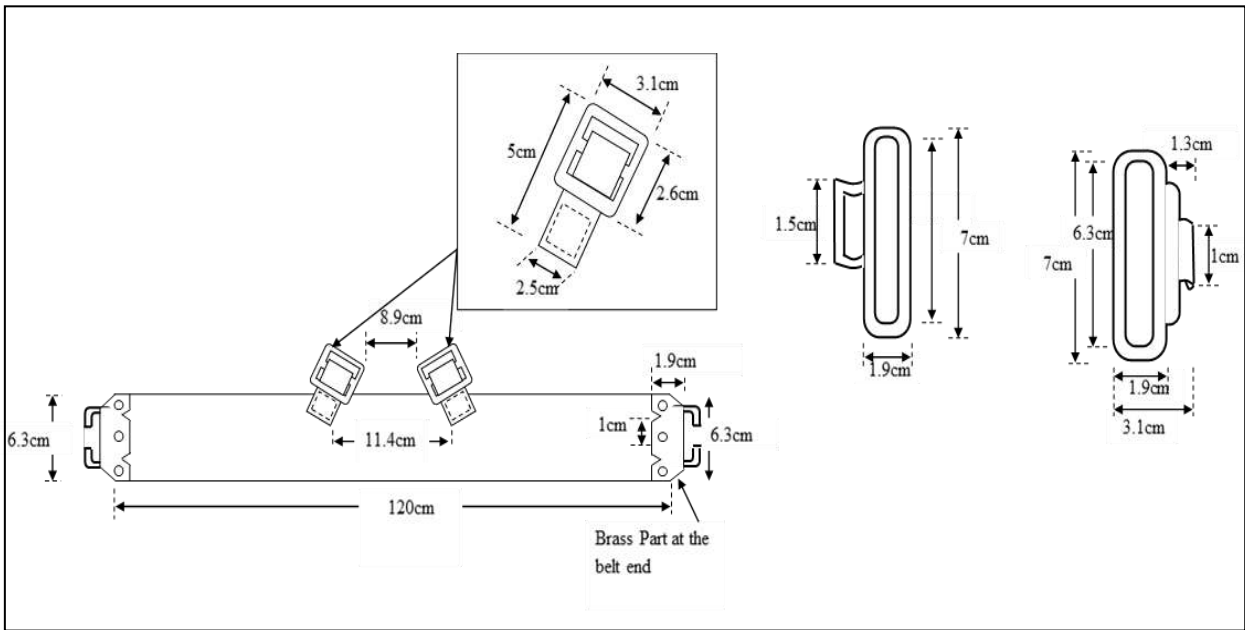
Ser	Regiments/corps	Width (Cms)	Pattern	Colour
(a)	(b)	(c)	(d)	(e)
1.	Sri Lanka Armoured Corps	7.5		Drummer Red background Black centre stripe with White line.
2.	Sri Lanka Artillery Regiments	7.5		Post Office Red background Oxford Blue centre stripe with Yellow line.
3.	Sri Lanka Engineers	7.5		Red background, two Dark Blue Stripes.
4.	Sri Lanka Signal Corps	7.5		Sky Blue, Navy Blue & Dark Green (RGB- sky blue 135,206,235. Navy blue 0,0,128. dark green 0,100,0).
5.	Sri Lanka Light Infantry	7.5		Blue background Silver centre stripe with Scarlet line.
6.	Sri Lanka Sinha Regiment	7.5		Green background Black stripes and Yellow stripes.
7.	The Gemunu Watch	7.5		Blood Red background with Golden Yellow, Royal Blue and White stripes (Blood Red RGB187,10,30).
8.	The Gajaba Regiment	7.5		Lush Green, Golden Yellow and Crimson Red stripes (Dark Olive Green RGB 85, 107, 47).
9.	The Vijayabahu Infantry Regiment	7.5		Maroon background, two Green Stripes and one Gold stripe on center (Maroon RGB 172,47,73).
10.	Mechanized Infantry Regiment	7.5		Black background with Blackish Green and Maroon stripes.
11.	Commando Regiment	7.5		Maroon background with Black line (Maroon RGB 172,47,73).

RESTRICTED

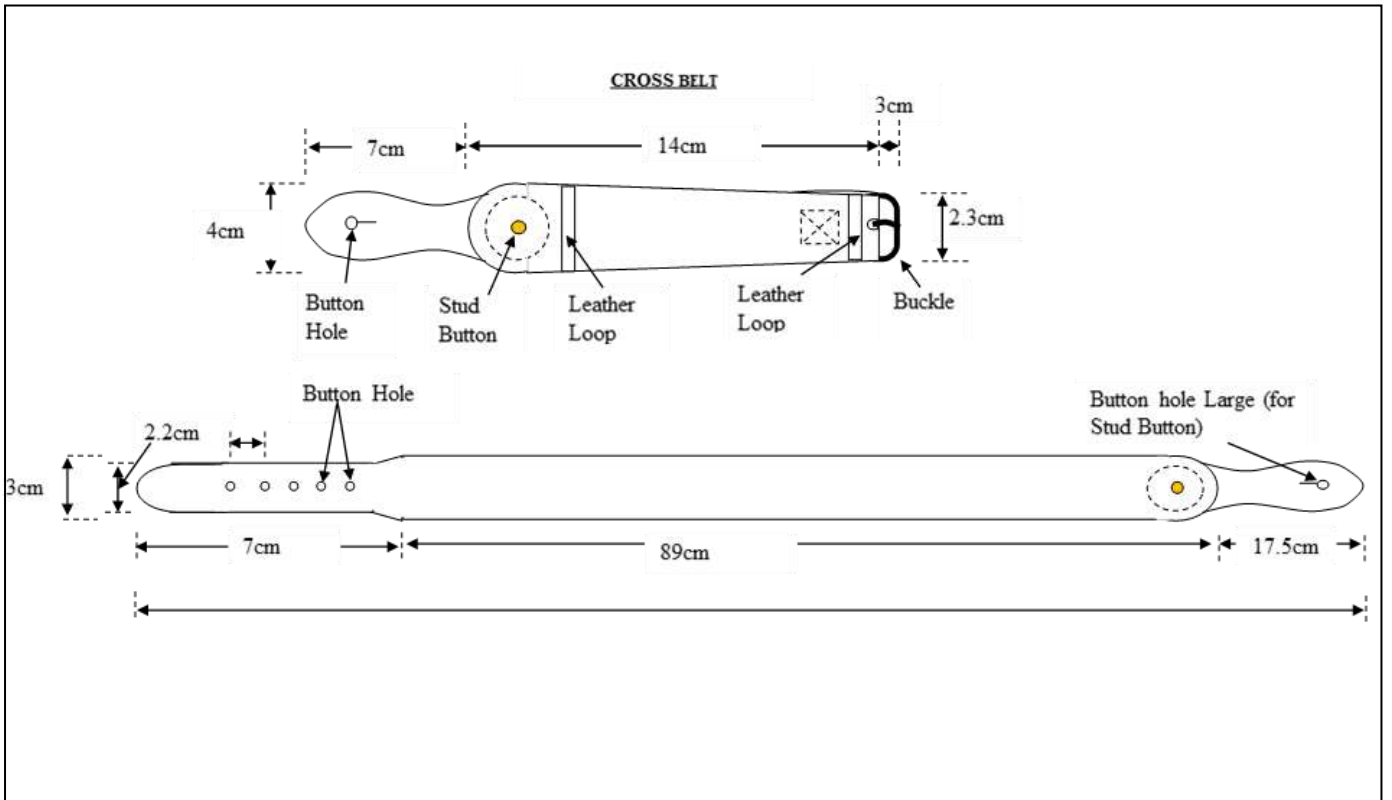
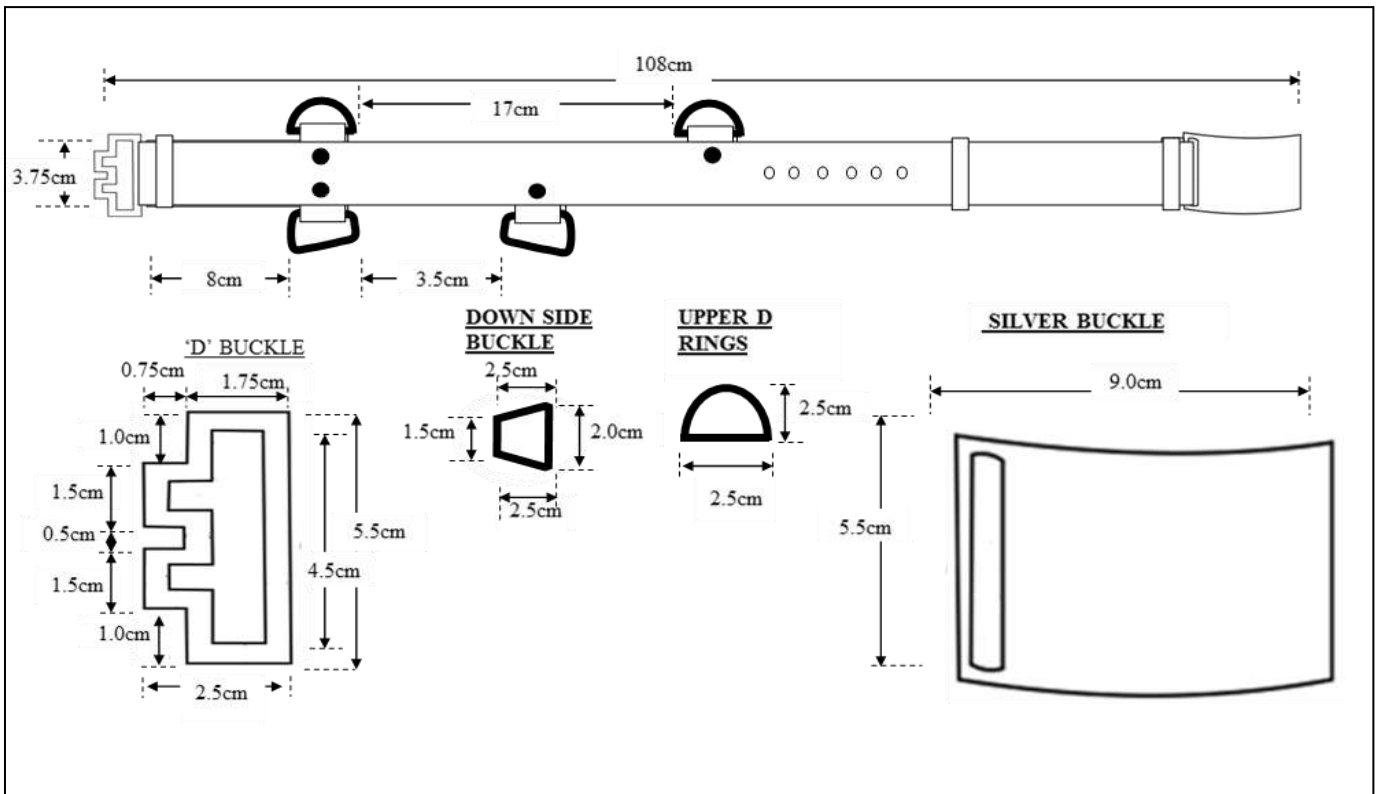
(a)	(b)	(c)	(d)	(e)
12.	Special Force Regiment	7.5		Black background with three Candy Red stripes.
13.	Military Intelligence Corps	7.5		Dark Green background and two dark Blue stripes (Dark Green RGB 0,100,0 Dark Blue 1,0,139).
14.	Corps of Engineer Services	7.5		Blood Red background with three Royal Blue stripes (Blood Red RGB187,10,30).
15.	Sri Lanka Army Service Corps	6.3		Blue background thin Yellow stripes and White stripes.
16.	Sri Lanka Army Medical Corps	7.5		Dull Cherry Red, Blue and Yellow.
17.	Sri Lanka Army Ordnance Corps	6.3		Blue background Red stripes.
18.	Sri Lanka Electrical and Mechanical Engineers	6.3		Black background Yellow and Red stripes.
19.	Sri Lanka Corps Of Military Police	7.5		Crimson RGB 184,15,10.
20.	Sri Lanka Army General Service Corps	7.5		Dark Blue background Saffron and Light Blue stripes.
21.	Sri Lanka Army Women's Corps	7.5		Bottle Green Background with double beach Brown stripes (Bottle Green RGB 0,41,30).
22.	Sri Lanka Rifle Corps	7.5		Bottle Green Background with center Golden Yellow Stripe (Bottle Green RGB 9,45,32. Golden Yellow 255,223,0).
23.	Sri Lanka Army Pioneer Corps	7.5		Dark Green background Red stripes.
24.	Sri Lanka National Guard	7.5		Two White stripes and one Red stripe in the middle on Blue Background. Two Red stripes on outline border (Blue RGB 13,96,220).

RESTRICTED

134. **Belt Web White Corps of Military Police Male Pattern.** Belt Web and cross strap white Corps of Military Police pattern made out of 100% cotton Woven Webbing Yarn white with brass fittings.



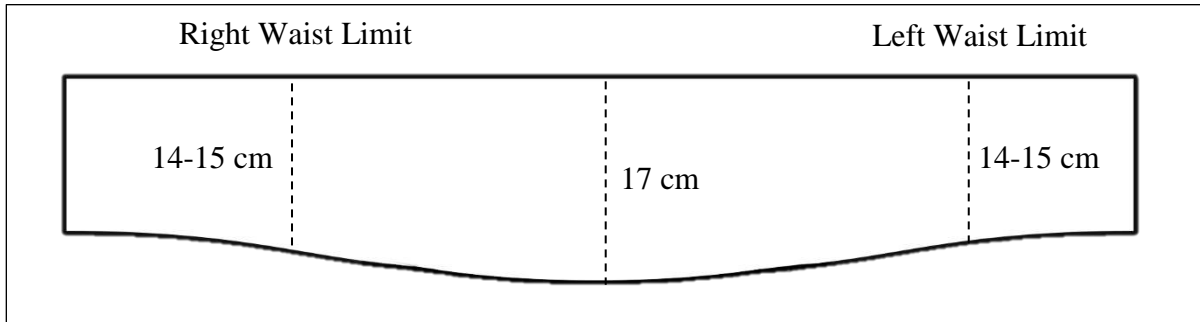
135. Belt Leather – White with Silver Buckle Military Police Women’s Pattern.



RESTRICTED

CUMMERBUND

















136. The Cummerbund will be worn by Captain and below Officers and Other Ranks with Dress No 2 and all Officers with Dress No 2A (Alternative).



137. **Authorized** Colours and Colour Codes (Red, Green and Blue) of Regimental Cummerbunds are as follows:

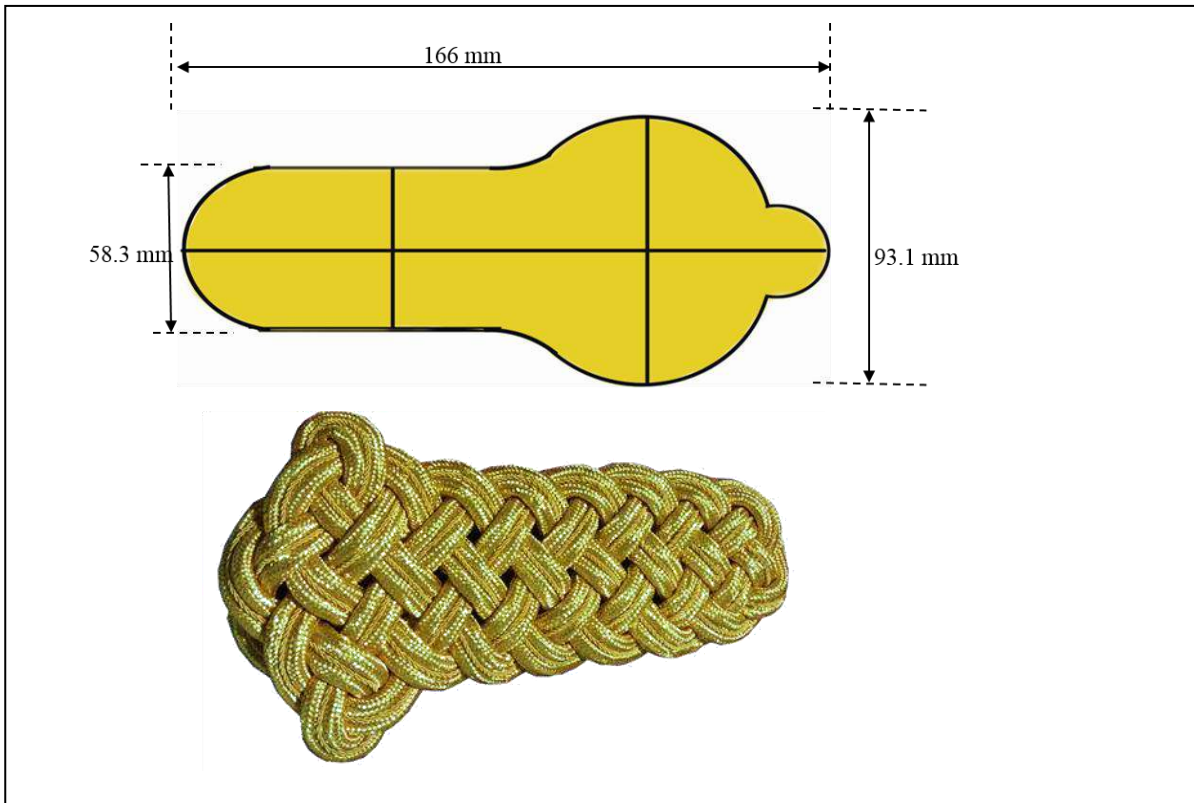
Ser	Regiments/Corps	Colour	Image	Rgb Code		
				R	G	B
(a)	(b)	(c)	(d)	(e)	(f)	(g)
1.	Sri Lanka Armoured Corps	Drummer Red		220	20	60
2.	Sri Lanka Artillery Regiments	Royal Blue		65	105	225
3.	Sri Lanka Engineers	Scarlet		255	36	0
4.	Sri Lanka Signal Corps	Black		0	0	0
5.	Sri Lanka Light Infantry	Scarlet		255	36	0
6.	Sri Lanka Sinha Regiment	Black		0	0	0
7.	The Gemunu Watch	Scarlet		255	36	0
8.	The Gajaba Regiment	Billiard Green		15	102	87

RESTRICTED


(a)	(b)	(c)	(d)	(e)	(f)	(g)
9.	The Vijayabahu Infantry Regiment	Maroon		128	0	0
10.	Mechanized Infantry Regiment	Blackish Green		1	36	1
11.	Commando Regiment	Maroon		128	0	0
12.	Special Force Regiment	Candy Red		210	21	2
13.	Military Intelligence Corps	Green		0	128	0
14.	Corps of Engineer Services	Scarlet		255	36	0
15.	Sri Lanka Army Service Corps	Navy Blue		0	0	128
16.	Sri Lanka Army Medical Corps	Dull Cherry Red		153	15	2
17.	Sri Lanka Army Ordnance Corps	Scarlet		255	36	0
18.	Sri Lanka Electrical and Mechanical Engineers	Black		0	0	0
19.	Sri Lanka Corps Of Military Police	Scarlet		255	36	0
20.	Sri Lanka Army General Service Corps	Scarlet		255	36	0
21.	Sri Lanka Army Women's Corps	Beach Brown		126	46	31
22.	Sri Lanka Rifle Corps	Scarlet		255	36	0
23.	Sri Lanka Army Pioneer Corps	Scarlet		255	36	0
24.	Sri Lanka National Guard	Scarlet		255	36	0

SHOULDER CORD/EPAULETTES

138. **Shoulder Code General Officer Pattern.** Golden braided shoulder code for Officers in the Rank of Major General and above for Dress No 1 except Armoured Corps.




139. **Shoulder Code Brigadier and Colonel Pattern.** Golden braided shoulder code for Officers in the Rank of Brigadiers and Colonels for Dress No 1 except Armoured Corps.



RESTRICTED

140. **Shoulder Cord Gold/Black for Lieutenant Colonel and below Officers.** The following Golden/Black braided shoulder cords have been designed for Officers in the rank of Lieutenant Colonel and below Officers for Dress No 1. Black is used by the Sri Lanka Sinha Regiment. Gold is used by other Regiments, except Sri Lanka Armoured Corps. Shoulder cord consists of three cords. Thickness of a cord should be 6.5 mm. Length should be 146 mm and width 40 mm. Cords to be fixed to a 3 mm thick hard board covered with Black cloth material. Black leather strap has to be stitched.



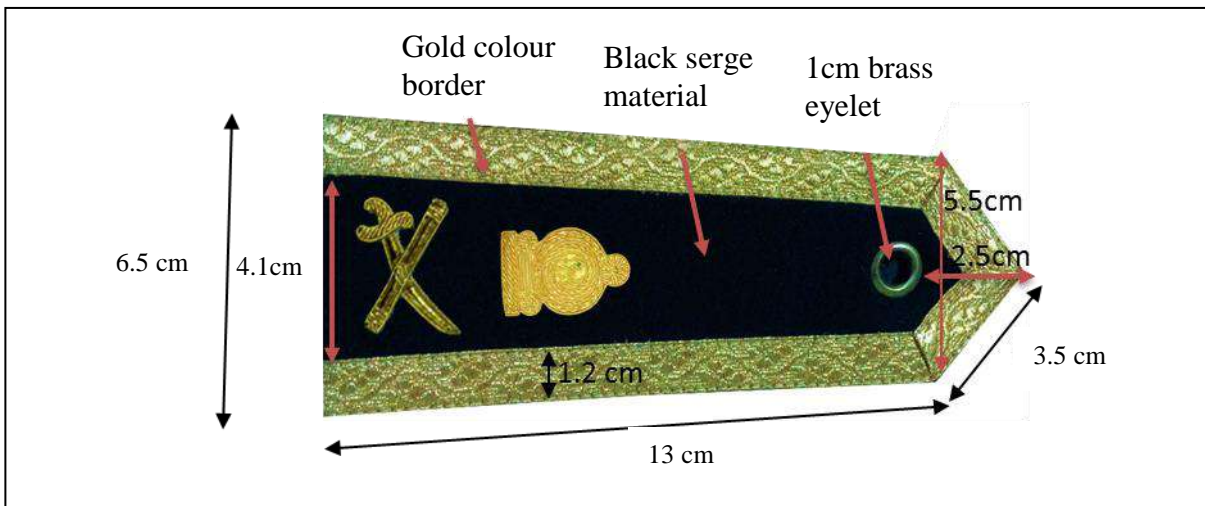
141. **Epaulettes Field Marshal with Rank for Dress No 2 and 2A.**



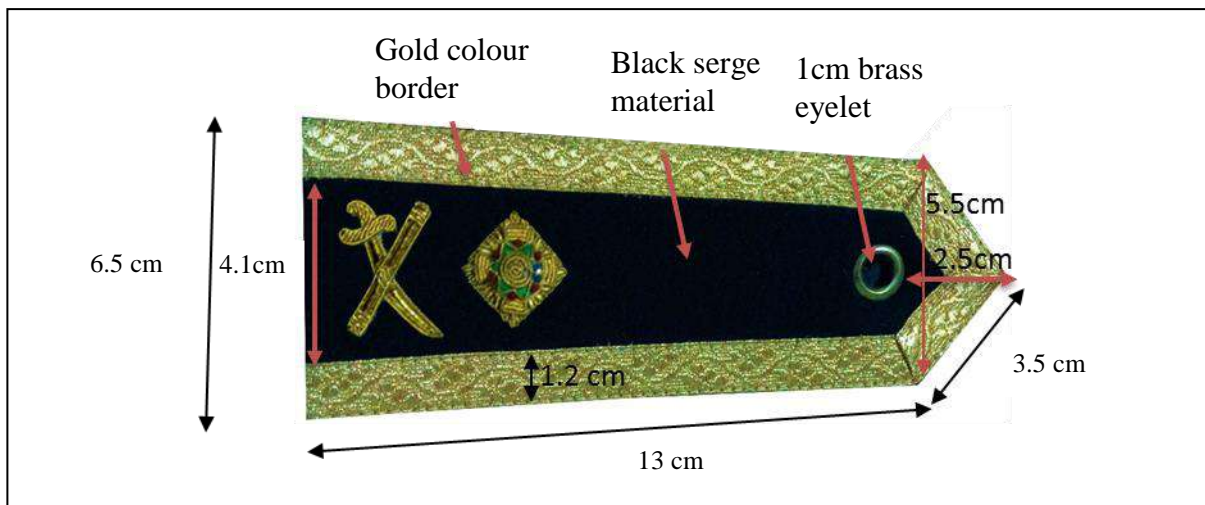
142. Epaulettes General with Rank for Dress No 2 and 2A.



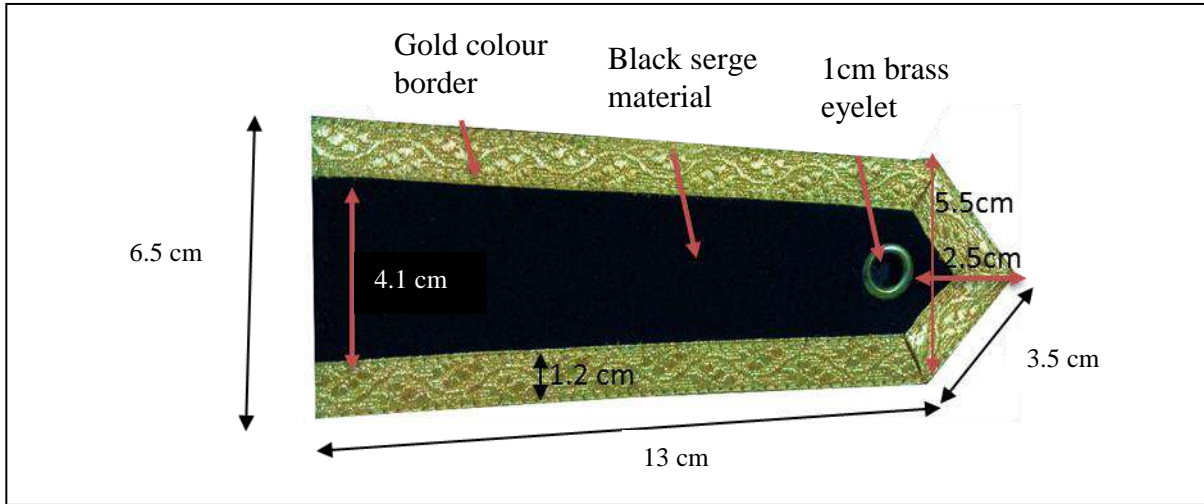
143. Epaulettes Lieutenant General with Rank for Dress No 2 and 2A.




144. Epaulettes Major General with Rank for Dress No 2 and 2A.



145. **Epaulettes Colonels and Brigadiers for Dress No 2 and 2A.**



146. **Epaulettes Cloth Blue Serge.** Blue Serge cloth plain Epaulettes will be worn by Lieutenant Colonels and Majors of all Regiments except Sri Lanka Sinha Regiment and Sri Lanka Army Women's Corps with Dress No 2. Further, Regimental Sergeant Majors of all regiments except Sri Lanka Armoured Corps, Sri Lanka Sinha Regiment and Sri Lanka Army Women's Corps will wear this Epaulette without any insignia for Dress No 1.




147. **Epaulettes Cloth Green.** Green cloth plain Epaulettes will be worn by Lieutenant Colonels and Majors of Sri Lanka Sinha Regiment and Sri Lanka Army Women's Corps with Dress No 2. Further, Regimental Sergeant Majors of Sri Lanka Sinha Regiment and Sri Lanka Army Women's Corps will wear this Epaulette without any insignia for Dress No 1.



RESTRICTED

148. **Epaulettes Cloth Off White.** Off White plain Epaulettes will be worn by Officer Cadets with the Officer Cadets' Dress No 2 and by newly commissioned Officers with the Officer Cadets' Dress No 2 (Mess Dress) only for the Commissioning Dinner Night.



149. **Epaulettes Cloth Olive Green.** Olive Green plain cloth Epaulettes will be worn by all Officers for Dress No 4, 4A, 5, 5A, 6, 6A and 6B with fixed Badges of Rank in Metal.



150. **Epaulettes Cloth Olive Green/Black.** Olive Green/Black plain cloth Epaulettes will be worn by all Officers for Dress No 8 and with Badges of Rank fixed on cloth embroidered.



151. **Epaulettes Cloth Camouflage.** Camouflage cloth Epaulettes will be worn by all Officers for Dress No 7 and with Badges of Rank fixed on cloth embroidered. SLAC Officers will wear Black cloth epaulettes.




RESTRICTED

152. **Epaulettes Cloth White.** Plain White Cloth Epaulettes will be worn by Lieutenant Colonel and below Officers for Dress No 2A and Probation Officers for Dress No 4, 4A, 5, 5A, 6, 6A and 6B.



153. **Epaulettes Cloth Scarlet for Dress No 1A.** Epaulettes Cloth Scarlet with Gold colour border will be worn by all Other Ranks of Military Police while wearing President Scarlet and when wearing General Scarlet, the Epaulettes will be plain scarlet.



CROSS BELT

154. Regimental Pattern Cross Belt will be worn by Lieutenant Colonel and below Male Officers of all Regiments except Armoured Corps, Artillery and Engineer Regiment (who are authorized to wear Regimental Pattern Sashes) with Dress No 1 Blues/Greens. Female Officers will not wear Cross Belt.(See Annex I).

- a. **Sri Lanka Signal Corps.** White buff leather belt with single 1 cm wide Dark Blue centre stripe and Regiment Badge. Black colour back pouch with Regimental Badge. All fittings in Silver.
- b. **Sri Lanka Light Infantry.** White buff leather belt with single 1 cm wide Dark Blue centre stripe. Black colour back pouch with Regimental Badge. All fittings in Silver.
- c. **Sri Lanka Sinha Regiment.** Black patent leather belt and pouch. All fittings in Silver.

RESTRICTED

- d. **The Gemunu Watch.** White buff leather belt with single 1 cm wide Dark Red centre strip. Black colour back pouch with Regimental Badge. All fittings in Silver.
- e. **Gajaba Regiment.** Gold colour buff leather belt with single 1 cm wide Billiard Green centre threse. Black colour back pouch with Regimental Badge. All fittings in Gold colour.
- f. **Vijayabahu Infantry Regiment.** Maroon velvet cloth belt with Maroon back pouch with Regimental Badge. All fittings in Gold colour.
- g. **Mechanized Infantry Regiment.** White buff leather belt with single 1 cm Blackish Green centre strip. Black colour back pouch with Regimental Badge. All fittings in Gold colour.
- h. **Military Intelligence Corps.** Dark Green buff leather belt with two Gold stripes each 1 cm wide. Black colour back pouch with Regimental Badge. All fittings in Gold colour.
- a. **Sri Lanka Army Service Corps.** White buff leather belt with two Dark Blue stripes and one Gold centre stripe, each 1 cm wide. Black leather back pouch with Regiment Badge. All fittings in Silver.
- b. **Sri Lanka Army Medical Corps.** Maroon leather belt with three Gold stripes, each 1 cm wide. Maroon leather back pouch with Regiment Badge. All fittings in Gold colour.
- c. **Sri Lanka Army Ordnance Corps.** White buff leather belt with two Dark Red centre stripes, each 1 cm wide. Black leather back pouch with Regiment Badge. All fittings in Silver.
- d. **Sri Lanka Electrical and Mechanical Engineers.** White buff leather belt with 1 cm wide three stripes, Yellow, Blue and Red respectively. Black leather back pouch with Regiment Badge. All fittings in Silver.
- e. **Sri Lanka Corps of Military Police.** White buff leather belt with single Red centre stripe 1 cm wide. Black colour back pouch with Regimental Badge. All fittings in Gold colour.
- f. **Sri Lanka Army General Service Corps.** White buff leather belt with two Red stripes and one Dark Blue stripe each 1 cm wide. Black colour back pouch with Regimental Badge. All fittings in Gold colour.

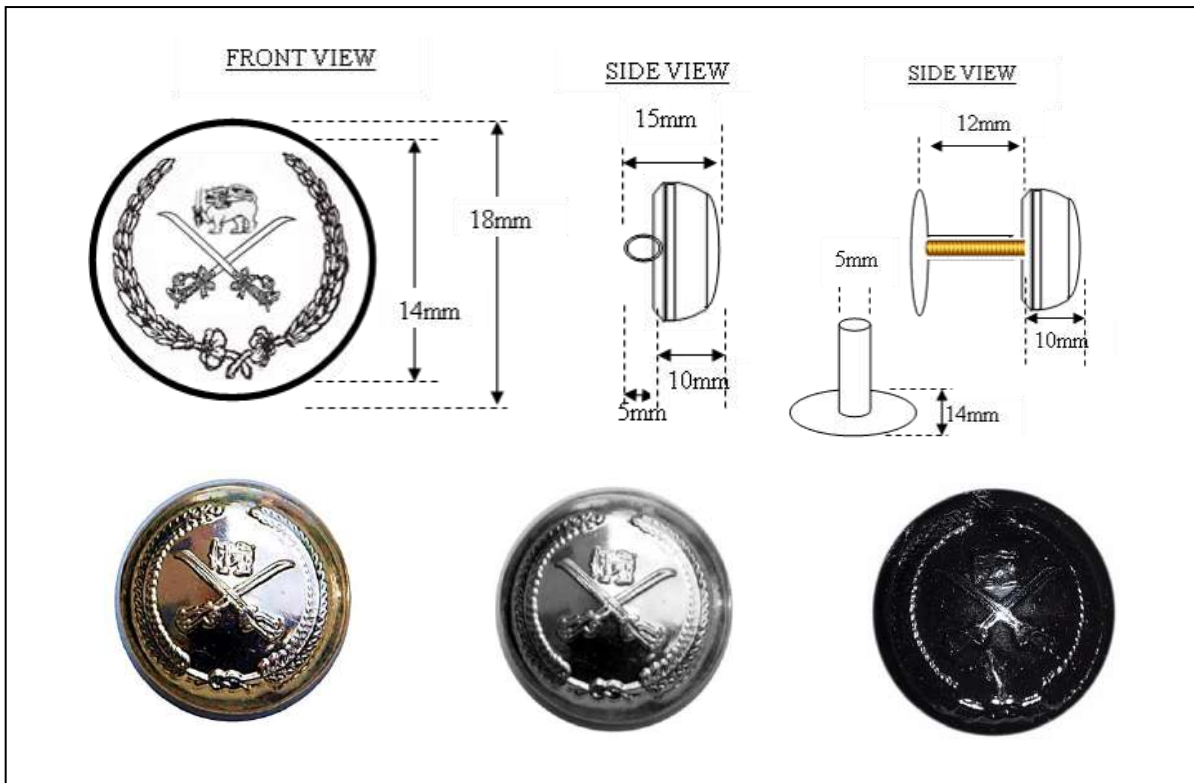
RESTRICTED

- g. **Sri Lanka Rifle Corps.** Bottle Green leather belt with Green pouch with Regimental Badge. All fittings in Gold colour.
- h. **Sri Lanka Army Pioneer Corps.** White buff leather belt with two Dark Red stripes. Black colour back pouch with Regimental Badge. All fittings in Silver.
- i. **Sri Lanka National Guard.** White buff leather belt with two Blue stripes and one Red stripe 1 cm wide. Black colour back pouch with Regimental Badge. All fittings in Silver.

BUTTONS

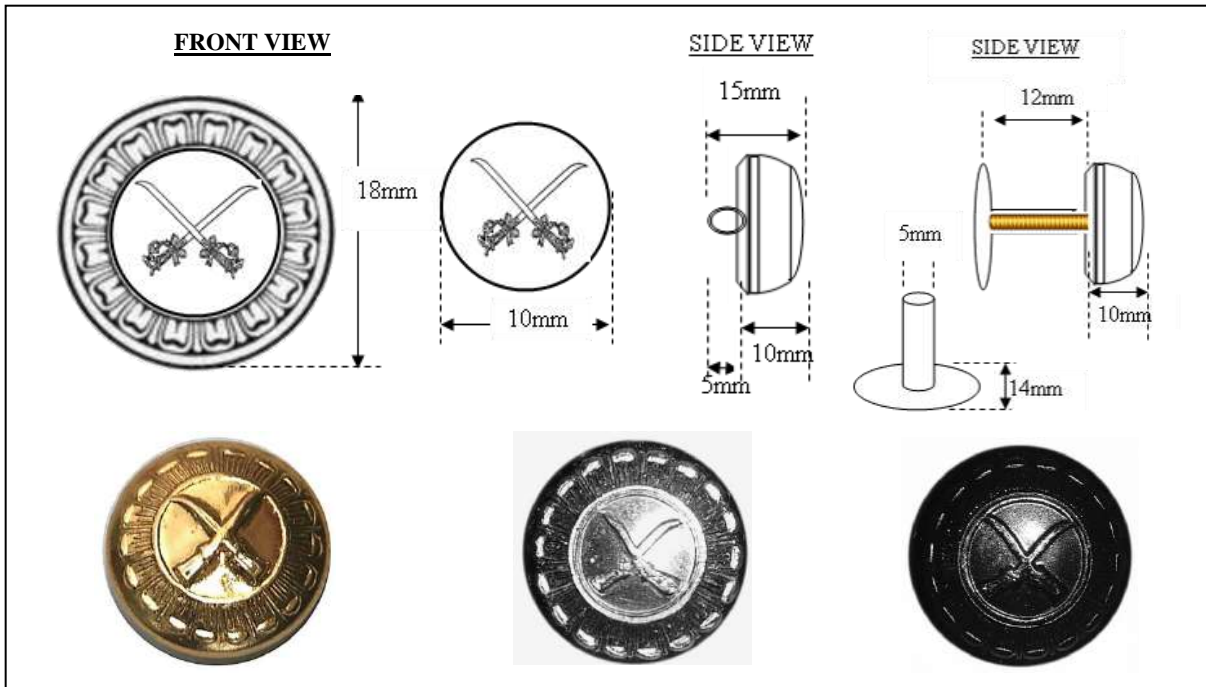
BUTTONS GENERAL SERVICE SENIOR OFFICERS – GOLD/SILVER/BLACK

155. There is a ‘Pol Mal’ decoration, and centered within it a crossed ‘Kastanas’ or Ornamental Swords, point uppermost, with golden hilts inlaid with diamonds and rubies. The Pommel ornamentation of a Lion's Head with the ‘Serapendiya’ or mythical animals at the termination of the guard. The Lion at the base standing on the crossed ‘Kastanas’ should be engraved on the button front shell. A ring or screw will be underneath of the button. This will be worn by Colonels and above Officers.



**BUTTONS GENERAL SERVICE LIEUTENANT COLONEL AND BELOW RANKS
GOLD/SILVER/BLACK**

156. There is a 'Palapeti Vataya' or the Lotus Petal Border, with the crossed 'Kastanas' or Ornamental Swords in the middle, point uppermost, with golden hilts inlaid with diamonds and rubies. The Pommel ornamentation of a Lion's Head with the 'Serapendiya' or mythical animals at the termination of the guard should be engraved on the button front shell. A ring or screw will be underneath the button. This will be worn by Lieutenant Colonel and below Officers and all Other Ranks.



BUTTONS PLASTIC

157. Buttons plastic Black 1 cm, 4 holes, round shape for all Officers' No 6, 6A, 6B, 9 shirts and Female Officers'/Class I Warrant Officers Dress No 2 shirts.



RESTRICTED

158. Buttons plastic Black 1.4 cm, 4 holes, round shape for Officers' trousers and No 6, 6A shirt and trousers of all Other Ranks of Armoured Corps and Sinha Regiment.



159. Buttons plastic Olive Green 1.4 cm, 4 holes, round shape for No 6, 6A, 6B shirt & trousers of All Other Ranks except Armoured Corps and Sinha Regiment.



160. Buttons plastic Olive Green 1.8 cm, 4 holes for all ranks No 7 and 8 Dresses.



161. Stud Buttons plastic Black 0.4 cm, zero wholes for Male Officers/WO Is Dress No 2 shirt.

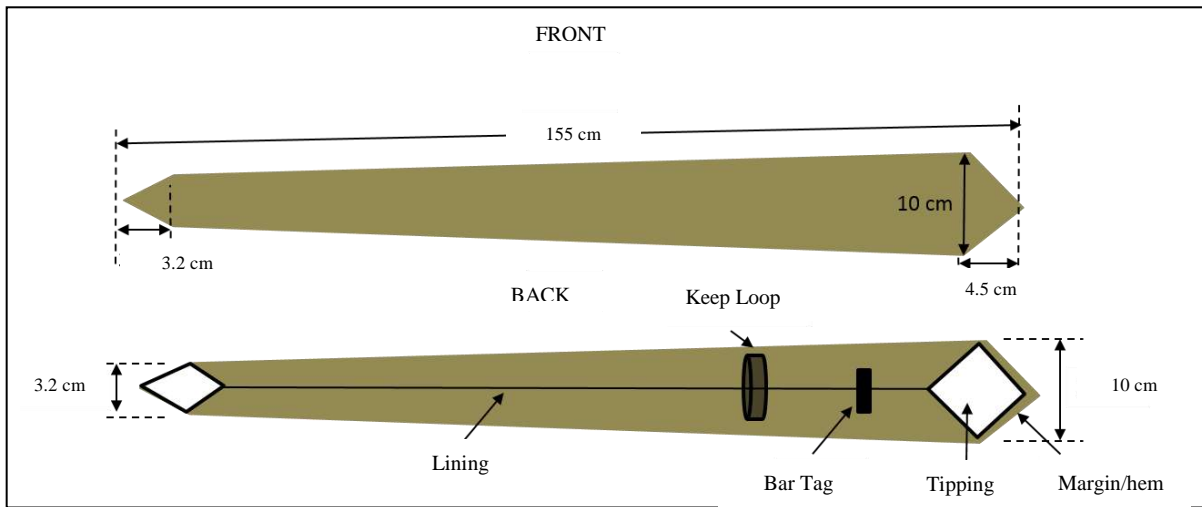


162. Buttons plastic White 1 cm, 4 whole non transparent for Officers Dress No 2A shirt.

TIE AND CRAVAT

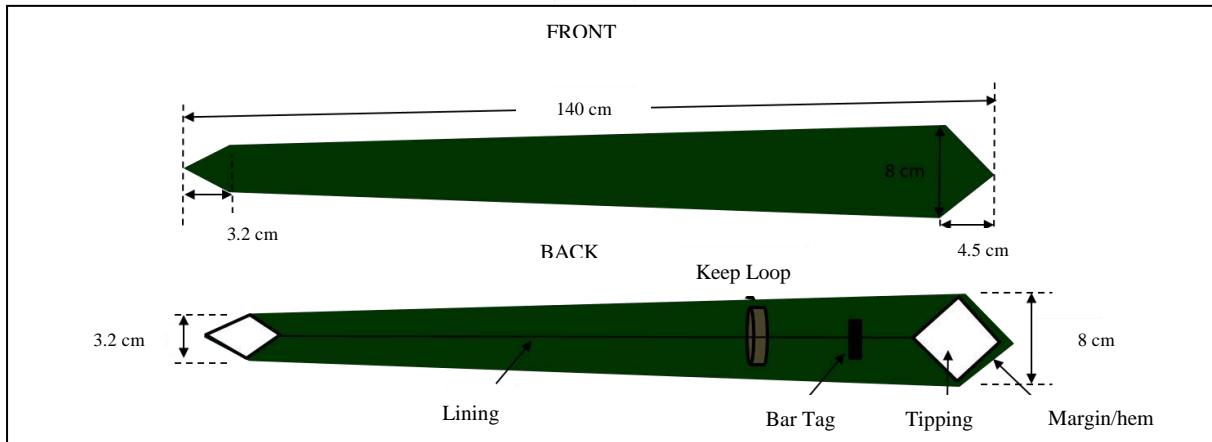
TIE KHAKI

163. Khaki colour polyester cotton high quality cloth material tie for Dress No 3.



TIE DARK GREEN

164. Plain Dark Green colour micro fibre material tie for Dress No 4A of Male Officers/ Other Ranks.



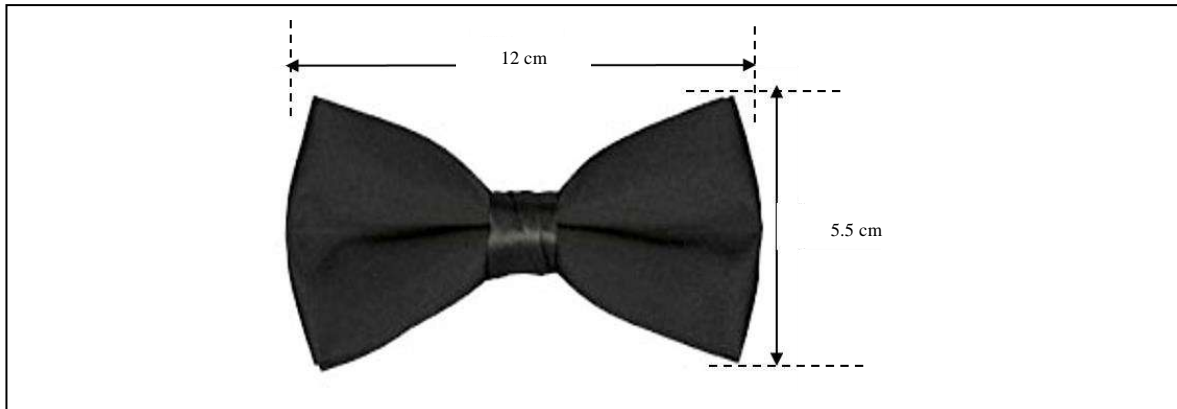
TIE RED AND BLUE

165. Red Colour and Dark Blue colour micro fibre material ties decorated with the Army Crest in gold colour are worn by Male Officers and Other Ranks for the Dress No 13 as ordered.




BOW TIE BLACK

166. Black cloth single Bow Tie for Male Officers and Other Ranks Dress No 2.



TAB BLUES AND GREENS

167. Blues/Greens cloth tab for Female Officers/Other Ranks (WO I) Dress No 1 and 2.



CRAVAT

168. Cravats will be worn by all Other Ranks of Regiments and Corps except Artillery Regiment with Dress No 4 Review Order. Colours of the Regimental Cravats are described below (See Annex K):

- a. Sri Lanka Armoured Corps - Black.
- b. Sri Lanka Engineers - Red.
- c. Sri Lanka Signal Corps - Light Blue, Dark Blue and Green diagonal stripes.
- d. Sri Lanka Light Infantry - Red and Silver diagonal stripes.

RESTRICTED

- e. Sri Lanka Sinha Regiment - Black, Yellow and Green diagonal stripes.
- f. Gemunu Watch - Scarlet.
- g. Gajaba Regiment - Green with Regimental Insignia.
- h. Vijayabahu Infantry Regiment - Maroon and Yellow.
- i. Mechanized Infantry Regiment - Maroon, Black and Dark Green diagonal stripes.
- j. Commando Regiment - Black with Regimental Insignia.
- k. Special Forces Regiment - Red and Black Diagonal stripes.
- l. Military Intelligence Corps - Green, Yellow and Black diagonal stripes.
- m. Corps of Engineer Services - Red.
- n. Sri Lanka Army Service Corps - Yellow with Regimental Insignia.
- o. Sri Lanka Army Medical Corps - Dull Cherry Red.
- p. Sri Lanka Army Ordnance Corps - Dark Blue Background with Red diagonal stripes.
- q. Sri Lanka Electrical and Mechanical Engineers - Blue, Yellow and Red diagonal stripes.
- r. Sri Lanka Corps of Military Police - White.
- s. Sri Lanka Army General Service Corps - Light Blue, Dark Blue and Saffron diagonal stripes.
- t. Sri Lanka Army Women's Corps - Beach Brown.
- u. Sri Lanka Rifle Corps - Green and Yellow diagonal stripes.
- v. Sri Lanka Army Pioneer Corps - Red and Green V shape stripes.
- w. Sri Lanka National Guard - Light Blue background with White dots.

RESTRICTED

HACKLES

169. Hackles will be worn by Other Ranks of all Regiments and Corps except SLA, SLE, SLSC, CR, SF, CES, SLCMP and SLAWC with Dress No 4 Review Order and 4A. Hackles are to be worn with the Beret only. Regimental patterns for Hackles are described below: (Colours are described from bottom to top as they appear on the respective Hackles) (See Annex L).

- | | |
|--|-------------------------------------|
| a. Sri Lanka Armoured Corps | - White and Red. |
| b. Sri Lanka Light Infantry | - White. |
| c. Sri Lanka Sinha Regiment | - Black, Yellow and Green. |
| d. Gemunu Watch | - Red. |
| e. Gajaba Regiment | - Saffron. |
| f. Vijayabahu Infantry Regiment | - Maroon, Green and Yellow. |
| g. Mechanized Infantry Regiment | - Black and Maroon. |
| h. Special Force Regiment | - Black and Red. |
| i. Military Intelligence Corps | - Blue, Yellow and Green. |
| j. Sri Lanka Army Service Corps | - White, Blue and Yellow. |
| k. Sri Lanka Army Medical Corps | - Yellow, Blue and Dull Cherry Red. |
| l. Sri Lanka Army Ordnance Corps | - Red, Yellow and Blue. |
| m. Sri Lanka Electrical and Mechanical Engineers | - Blue, Yellow and Red. |
| n. Sri Lanka Army General Service Corps | - Blue and Saffron. |
| o. Sri Lanka Rifle Corps | - Green and Yellow. |
| p. Sri Lanka Army Pioneer Corps | - Green and Red. |
| q. Sri Lanka National Guard | - Red, White and Blue. |

RESTRICTED

JACKET/TUNIC/SHIRT/TROUSERS/SKIRT

JACKET FOR DRESS NO 1 BLUE/GREEN (MALE PATTERN)

170. This jacket is designed for Male Officers, Officer Cadets, Regiment Sergeant Majors and members of the Sri Lanka Artillery Saluting Battery. Dress No 1 will be Blue Baratheia/Serge material or Green Baratheia/Serge material. Style is Patrol pattern with side bodies and side vents.

a. Front is with two top pockets and two bottom pockets. Two neck darts and two waist darts. Five horizontal buttonholes along the centre front. Two vertical buttonholes for the top pockets and no buttonholes for the bottom pockets. There are two small loops on the shoulder to wear the detachable shoulder straps. Top pockets will be 7inch heigh and 6 ½ inch wide. 1½ inch centre box pleat. Bottom corners to be folded to 1inch. 1 pocket hem with clean finish. 6¾ inch wide and 2' heigh pocket flap. Three corners should be pointed. Bottom pockets will be 10½ inch in height and 9 ½ inch in width patch pockets with curved bottom. 1inch clean finish hem. Flap will be 3inch heigh and 9 ¾inch wide without buttonholes. Three corners should be pointed.

b. Back is in three pieces and backside seem to be visible from behind. 4 ½ inch side vents are to be covered with back side panels right over left and left over right respectively. Collar will be one piece Chinese collar with ¼ inch out line. Sleeve will be two pieces and cuff is attached as a patch to the sleeve bottom hem. There should be two buttonholes.

171. Officers and Warrant Officers (Class I) of the Sri Lanka Armoured Corps will wear Chain-mails in lieu of shoulder straps. The Collar of the jacket will be of the same pattern in all cases except for the following:

- | | |
|---------------------------------|--------------------------------------|
| a. Sri Lanka Armoured Corps | - Scarlet, with Black piping. loops. |
| b. Sinha Regiment | - Jacket collar will be Black. |
| c. The Gemunu Watch | - Scarlet with Gold piping. |
| d. Gajaba Regiment | - Green with Gold piping. |
| e. Vijayabahu Infantry Regiment | - Maroon with Gold piping. |
| f. Mechanized Infantry Regiment | - Green with Gold piping. |
| g. Commando Regiment | - Maroon with Gold piping. |

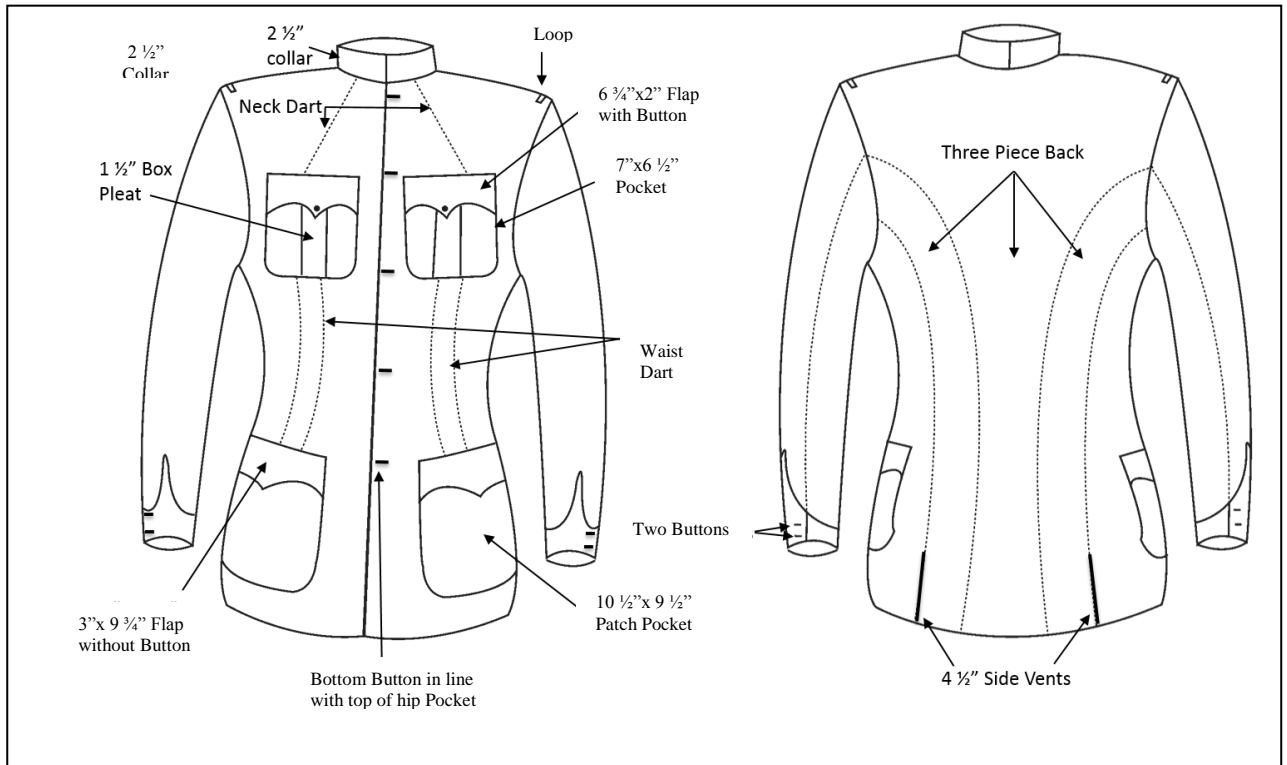
RESTRICTED

h. Special Force

- Gold.

i. Sri Lanka Army Service Corps

- Gold/Yellow piping.

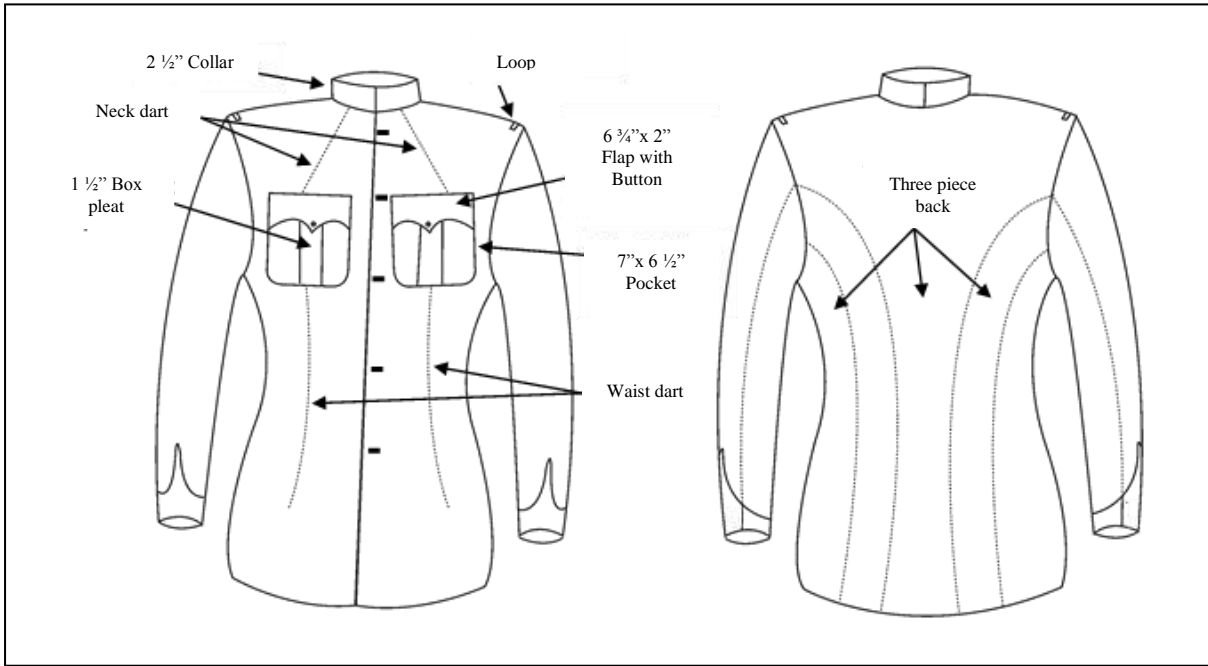


JACKET FOR DRESS NO 1A MALE PATTERN

172. This jacket is designed for Male Other Ranks of Sri Lanka Corps of Military Police. Dress No. 1A will be Scarlet Serge material. Style is Patrol pattern with side bodies and side vents.

a. Front is with two top pockets, two neck darts and two waist darts with five horizontal buttonholes along the centre front. Two vertical buttonholes for the top pockets. There are two small loops on the shoulder to wear the detachable shoulder straps. Top pockets will be 7 inch high and 6 1/2 inch wide with 1 1/2 inch centre box pleat. Bottom corners to be folded to 1 inch. 1 pocket hem with clean finish. 6 3/4 inch wide and 2' high pocket flap. Three corners should be pointed. Blue serge collar.

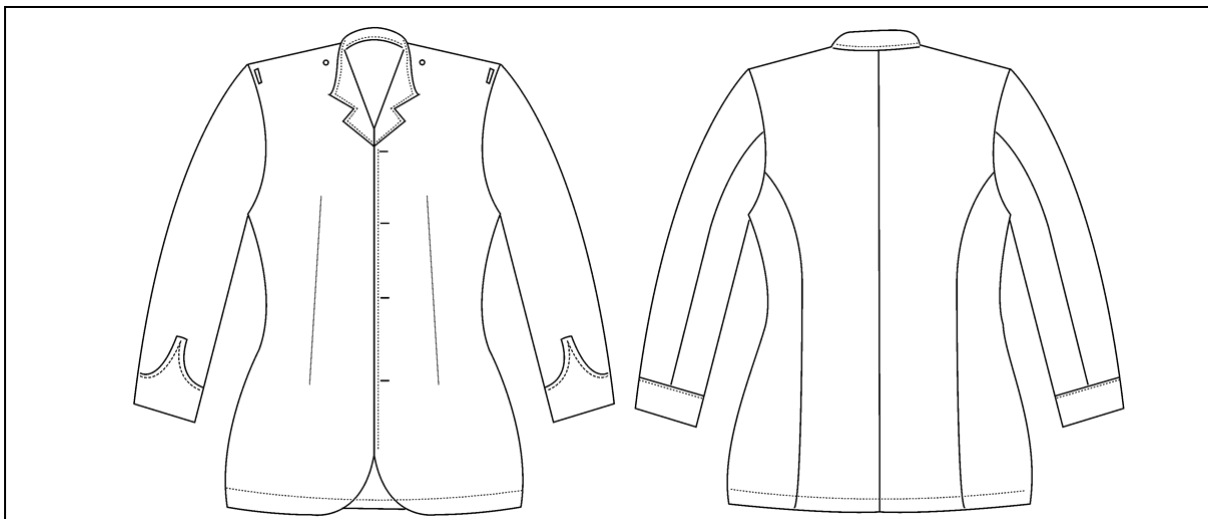
b. Back is in three pieces and backside seem to be visible from behind. 4 1/2 inch side vents are to be covered with back side panels right over left and left over right respectively. Collar will be one piece Chinese collar with 1/4 inch out line. Sleeve will be two pieces and cuff is attached as a patch to the sleeve bottom hem with two buttonholes.



JACKET FOR DRESS NO 1 BLUE/GREEN FEMALE PATTERN

173. This Dress No 1 jacket is designed for Female Officers, Officer Cadets and Regiment Sergeant Majors. Dress No 1 will be Blue Barathea/Serge material or Green Barathea/Serge material.

- a. Front is plain with two waist darts. Four horizontal buttonholes along the centre front. There are two small loops on the shoulder to wear the detachable shoulder straps. Sleeve will be of two pieces and cuff is attached as a patch to the sleeve bottom hem.
- b. Back is in two pieces with 9" centre vents to be covered with back side panels right over left. Collar will be one piece step up collar in depth of opening about 3".
- c. White polyester/cotton long sleeve shirt will be worn with this dress.

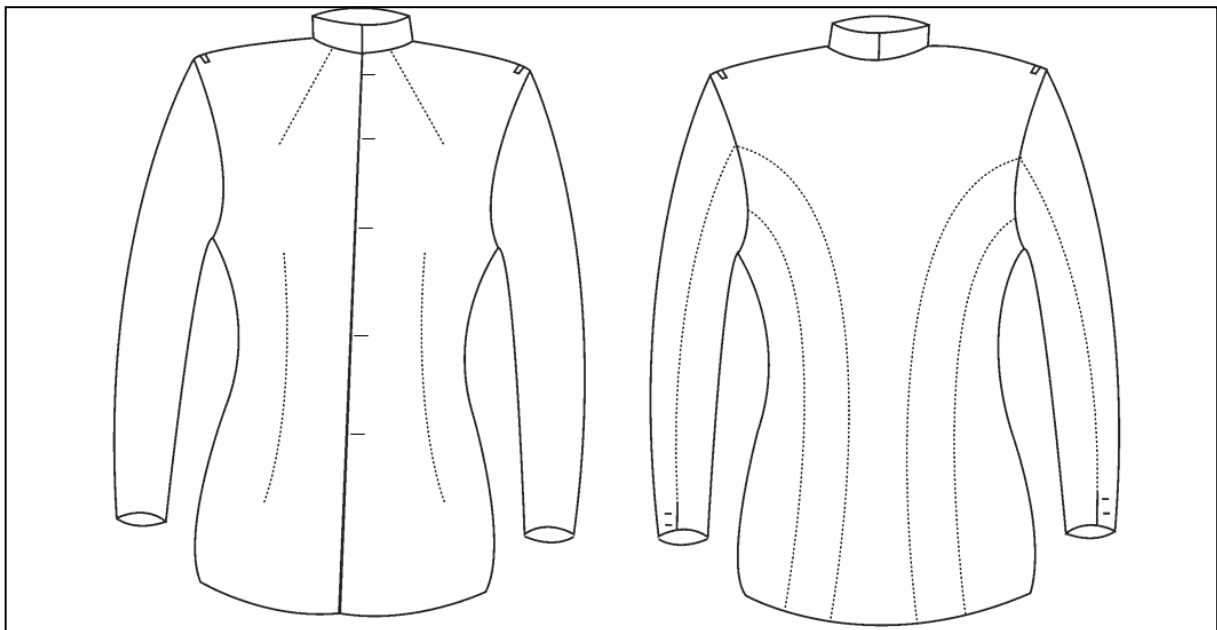


RESTRICTED

JACKET FOR DRESS NO 1A FEMALE SLCMP PATTERN

174. This Dress No 1A jacket is designed for Female Other Ranks of Sri Lanka Corps of Military Police and it is with scarlet serge material.

- a. Front is plain with two waist darts and two neck darts. Five horizontal button holes along the centre front. There are two small loops on the shoulder to wear the detachable shoulder straps.
- b. Back is in two pieces with 9" centre vents to be covered with back side panels right over left. Collar will be one piece Chinese collar with ¼ inch out line. Sleeve will be of two pieces with plain cuff.



JACKET FOR DRESS NO 2 MESS DRESS MALE PATTERN

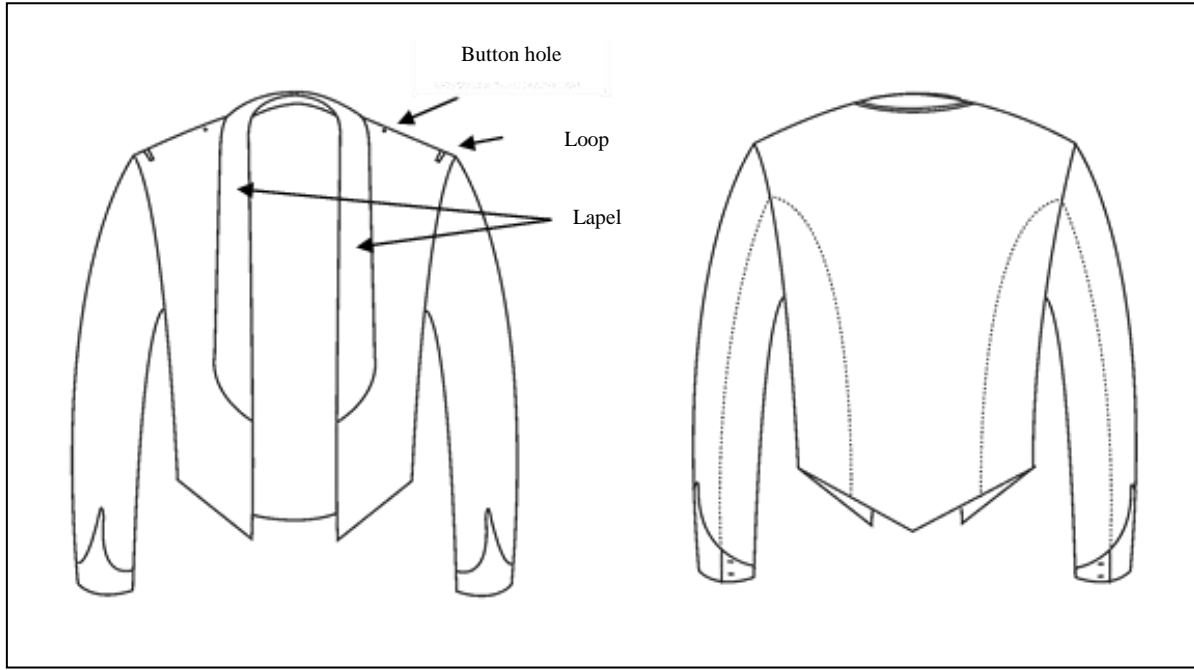
175. This jacket is designed for all Male and Female Officers, Officer Cadets and Warrant Officer Class I of all Regiments. The Mess Jacket will be of uniform Roll Collar pattern for all Regiments and Corps, except Sri Lanka Armoured Corps.

176. The Jacket shall be of regimental pattern, with a Roll Collar, Lapels, epaulettes and shoulder strap of similar material, one inside breast pocket, two piece sleeve cut plain with pointed cuff 5" high at the point and 2 ¼" wide with cuff attached as a patch to the sleeve hem. Two small loops and buttonholes on the shoulder to wear the detachable shoulder straps. The back shall be a single piece one with inside lining. Side seams should be visible from the back (Princes Lines). Princes lines to be joined with the sleeve back centre lines. Hem should be pointed at the centre back and 1 ½" pleat at the centre neck point. Regimental pattern Cumberbund will be worn by the Warrant Officers Class I with this Dress.

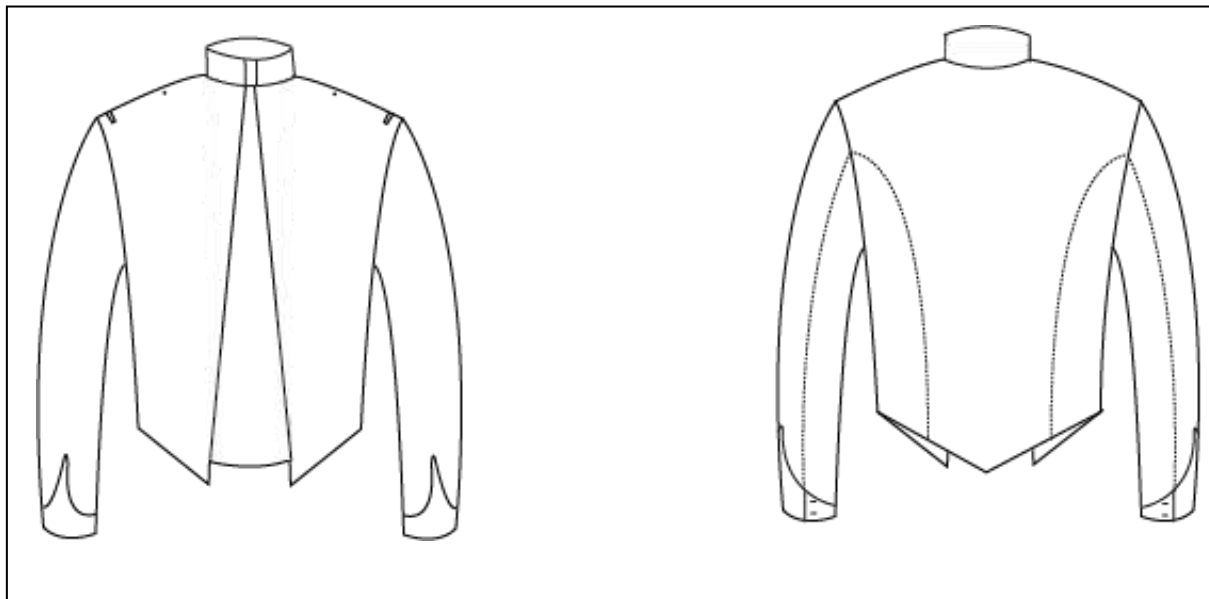
RESTRICTED

177. Officers will wear the jacket and waist coat with four buttons of Regimental Pattern as illustrated at **Part 2** of these regulations.

178. Marcella front long sleeve white shirt with black stud buttons and bow tie black will be worn by male Officers/Other Ranks with this dress. Female Officers and Other Ranks will wear long sleeve White shirt with horizontal pleats in front, with Black plastic buttons small and Blue/Green tab.



179. The Mess Jacket of the Sri Lanka Armoured Corps and Sri Lanka Army Service Corps will be of Closed Collar pattern with Gold/Silver cord on the Jacket, Sleeves and Collar.



RESTRICTED

SHIRT FOR DRESS NO 2A ALTERNATIVE MESS DRESS

180. This jacket is designed for all Male and Female Officers. Shirt Off-white, short sleeved, stand up Open Collar, two top open pockets with non-transparent white buttons.



TROUSERS AND SHIRT FOR DRESS NO 2 FOR MALE OTHER RANKS

181. Warrant Officer Class II and below all male Senior Non Commissioned Officers will wear Blue/Green colour trousers with Regimental Pattern welt on both sides, no cash pockets but two straight side pockets. Green colour only for SLSR.

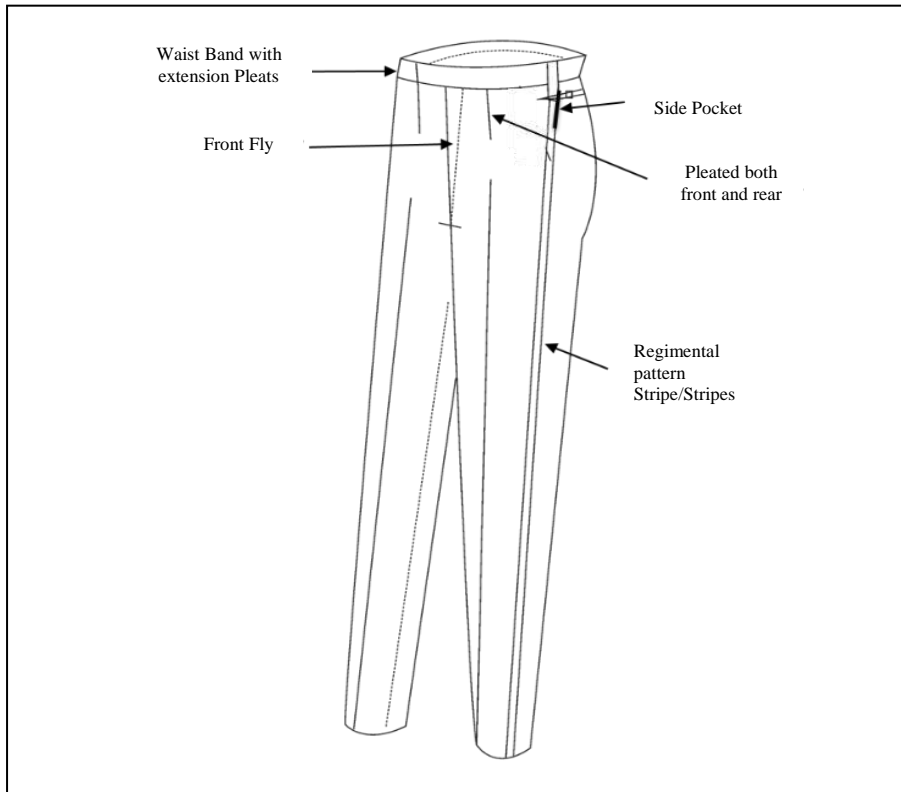
182. Shirt will be of White polyester long sleeves with left side open pocket with, two tapering shoulder straps.

TROUSERS OF DRESS NO 1, 2 AND 2A MALE OFFICERS/ TROUSERS OF DRESS NO 1 AND 2 MALE OFFICER CADETS/ TROUSERS OF DRESS NO 1, 1A AND 2 MALE OTHER RANKS PATTERN

183. Blue Barathea/Serge material or Green Barathea/Serge material for Officers/Officer Cadets/Warrant Officer Class I/ Members of Artillery Saluting Battery/Male Other Ranks of Sri Lanka Corps of Military Police. Blue/Green polyester trousers for Male Sergeant, Staff Sergeant/Colour Sergeant and Warrant Officer Class II.

RESTRICTED

184. Trousers are with two inverted pleats waist and two straight side pockets. There are one or two strips along the side seam according to the Regimental Pattern and colour. There are two buckles to adjust the waist and one coin-pocket on the right. The knee and bottom width may be reduced by 1 ½” approximately. The bottom them should not be visible. A cash pocket on the right side with two back darts. Two-piece waist band finish with inside hem three threads over lock. Extension should be 3” and top side finished neatly. Two inverted pleats on each side. Straight side pockets should be finished with five thread safety stitch.



SKIRT FOR DRESS NO 1, 1A, 2, 2A, 3, 3A, 4 AND 5 FEMALE PATTERN

185. Blue Barathea/Serge material or Green Barathea/Serge material skirt for following dresses:

- a. Dress No 1, 2 and 2A of female Officers.
- b. Dress No 1 and 3 of female Officer Cadets.
- c. Dress No 1, 1A and 2 of female Regiment Sergeant Majors, Warrant Officer Class I and Sri Lanka Corps of Military Police Other Ranks.

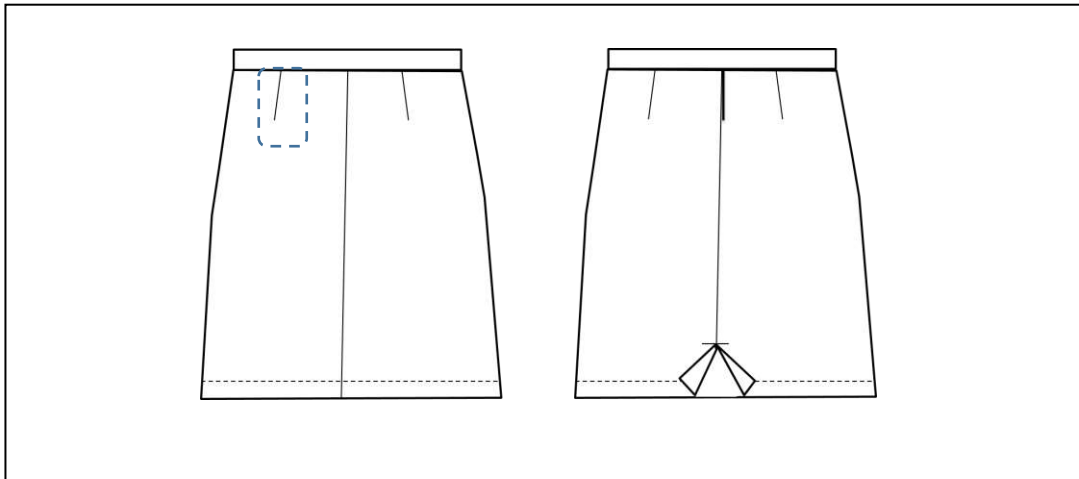
186. Khaki drab Barathea/Serge material skirt for Dress No 3 and 3A of Colonel and above Officers.

RESTRICTED

187. Olive Green or Dark Green material skirt for following dresses:

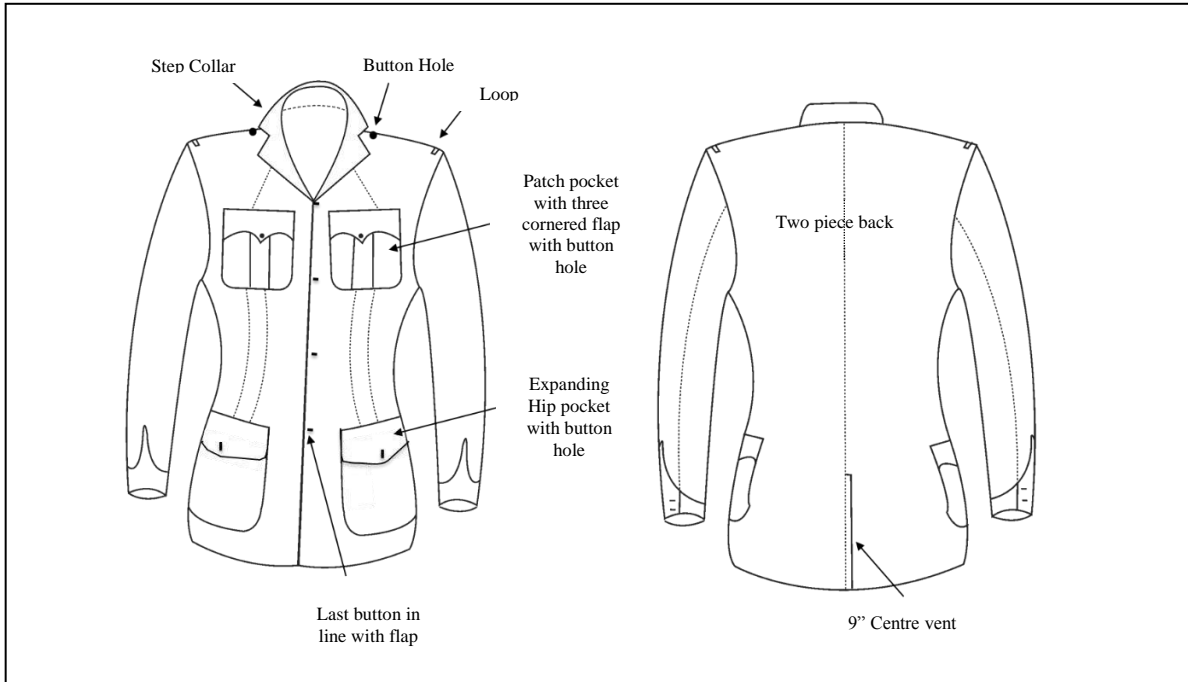
- a. Dress No 4 and 5 of Female Officers.
- b. Dress No 2 of Female Officer Cadets.
- c. Dress No 4 of Female Other Ranks.

188. Design will have two-piece fronts, two waist darts in left and right front. Hidden cut pocket at the right side. Two piece back. Box pleat at bottom hem along centre back to provide ease.



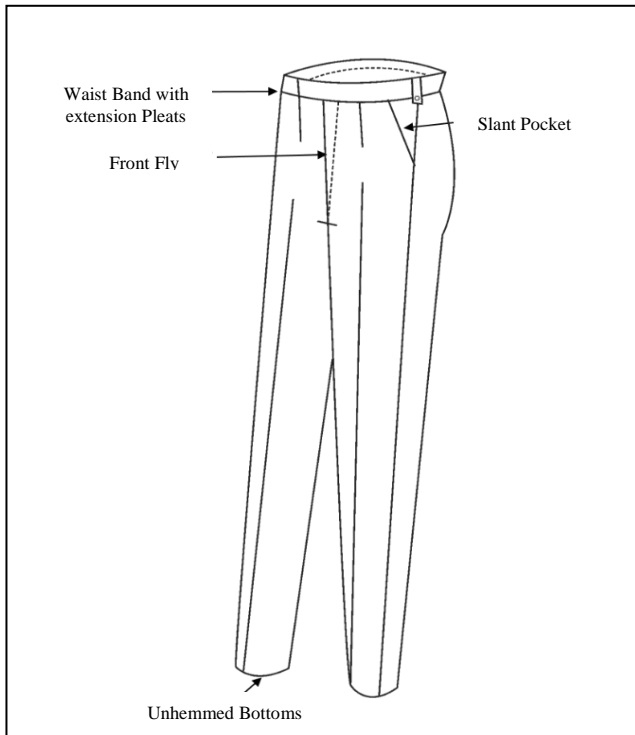
JACKET FOR DRESS NO 3 AND 3A MALE PATTERN

189. This dress is designed for Colonel and above Male Officers and Aides-de-Camp to General Officers. Khaki drab Barathea/Serge, single breasted cut as a lounge coat to the waist with back seam fitted at the waist; military skirt to the bottom edge, opening at the back from the bottom of the garment to the waist line, length of skirt 13” for an Officer 5’ 9” in height. Step up collar, depth of opening about 3”. Two cross patch breast pocket above, 5” wide and 6” deep to the top of the flap, the box pleat in the center ½” wide, three pointed flap 5” wide and 2” deep. Two expanding pockets below the waist at the sides, 9” wide at the top and 10” at the bottom, 8” deep to the top of the pocket and fastened at the top with a flap with a buttonhole, to cover pocket, 3 ½” deep, 10 ¼” wide. The top of the pockets should be sewn at the corners in such a manner that the pockets can be expanded at the top also. Inside, watch pocket with a leather tab above for chain or strap. Four specified, buttonholes. To be lined as required, with lining or similar colour to that of jacket. Pointed cuff 2 ½” wide rising to 6” at the point. Two small loops and buttonholes on the shoulder to wear the detachable shoulder straps. Shoulder strap of the same material as that of the jacket, fastened with specified button. Similar button will be worn on the pockets.



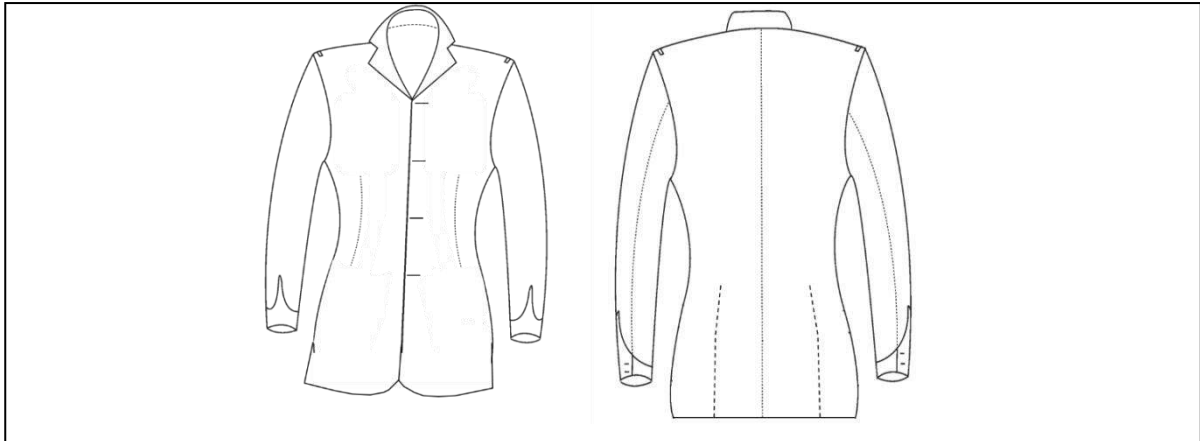
TROUSERS FOR DRESS NO 3 AND 3A MALE PATTERN

190. This dress is designed for Colonel and above Male Officers and Aides-de-Camp to General Officers. Trousers are Barathea or Khaki Serge, with two side pockets, one hip pocket with button and buttonhole, on the right side. The edge of the seam to be over-locked, the side seams to be plain. Two vertical pleats to be fitted in to each topside and sewn in to the waistband seam. The top button to be on the inside of the fly. Belt loops to be fitted. The leg of trousers to be cut to normal civilian width and shrunk on the undersides at the thigh and on the top side of knee.



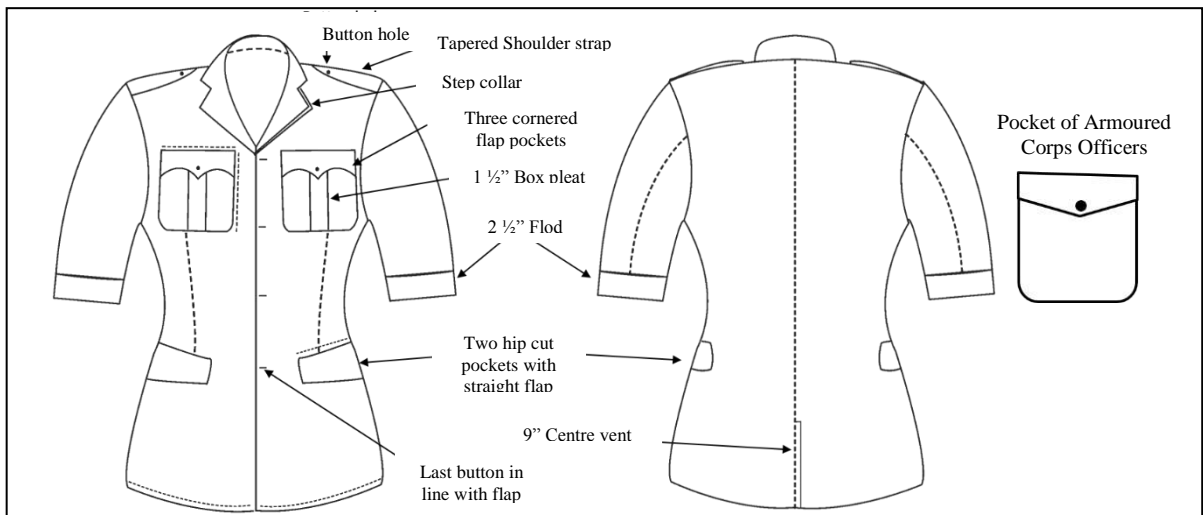
JACKET FOR DRESS NO 3 AND 3A FEMALE PATTERN

191. This dress is designed for Colonel and above Females. Jacket is Barathea or Khaki Serge, two darts starting from bust in left and right fronts. Four vertical buttonholes along centre front on right side. Step up collar, depth of opening about 3". Two piece back with two darts either side of the centre back. Pointed cuff 2 1/2" wide rising to 6" at the point. Two small loops and buttonholes on the shoulder to wear the detachable shoulder straps. Shoulder strap of the same material as the jacket, fastened with specified button.



JACKET FOR DRESS NO 4 REVIEW ORDER, DRESS NO 5, 5A AND DRESS NO 4 OFFICER CADET- MALE PATTERN

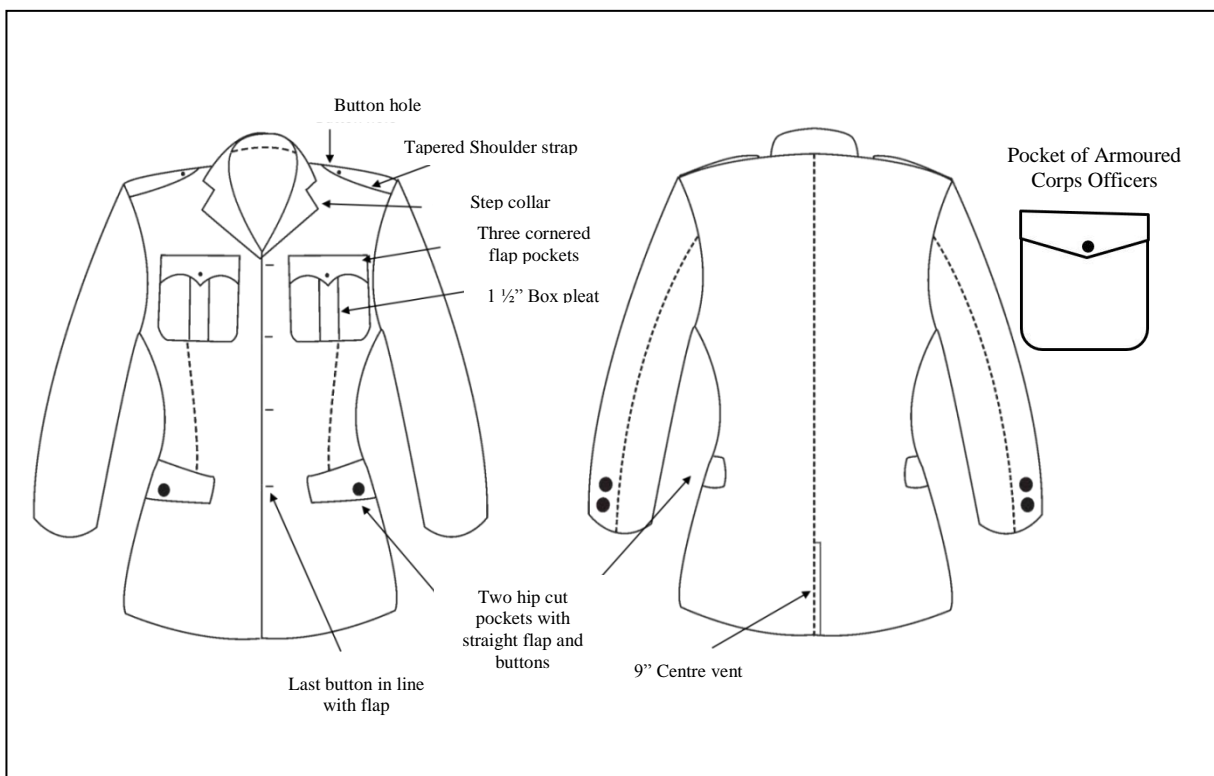
192. Material of the Olive Green or Dark Green Polyester/Cotton jacket single breast, step (notch) collar. The front fitted for four service Gilt/Silver/Black buttons with the top button placed at the foot of the collar. Two Patch breast pockets with the box pleats 1 1/2" wide and three pointed flap (except Armoured Corps Officers) with button hole for approved pattern Gilt/Silver/Black button the width and length is approximately 5" wide and 6 in high, this may vary with the figure and height of the person. Officers of Armoured Corps will have slightly pointed flap at the centre. Two hip cut pockets with straight flaps, no buttonhole for Officers but Other Ranks to have two buttonholes for Gilt/Silver/Black buttons. Two piece back with centre back vent of about 9" overlap left over right. Two piece sleeve, rolled up to the fold 2 1/2" in width. A shoulder strap with a pointed end to be fastened with a Gilt/Silver/Black button.



RESTRICTED

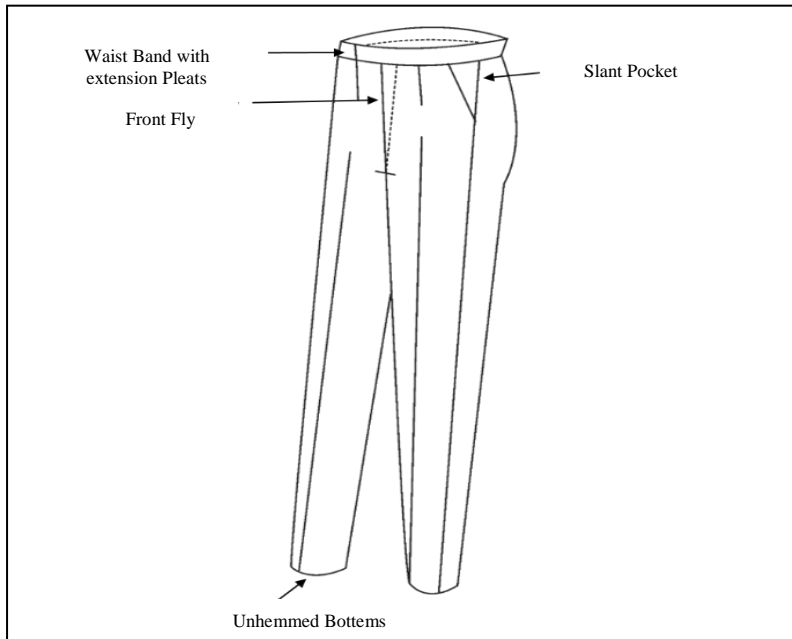
JACKET FOR DRESS NO. 4A MALE OFFICERS AND OTHER RANKS PATTERN

193. Olive Green or Dark Green Polyester/Cotton jacket, single breasted cut as a lounge coat to the waist with back seam fitted at the waist, Step up collar, depth of opening about 3". Two cross patch breast pockets above, 5" wide and 6" deep to the top of the flap, the box pleat in the centre 1/2" wide, three pointed flap 5" wide and 2" deep except Armoured Corps Officers. Officers of Armoured Corps will have slightly pointed flap at the centre. Two hip cut pockets with straight flap with buttonholes. The top of the pockets should be sewn at the corners in such a manner that the pockets can be expanded at the top also. Four specified, buttonholes. Two piece back with centre back vent of about 9" overlap left over right. Two piece long sleeve, plain cuff with two buttonholes each. A shoulder strap with a pointed end to be fastened with a Gilt/Silver/Black button.



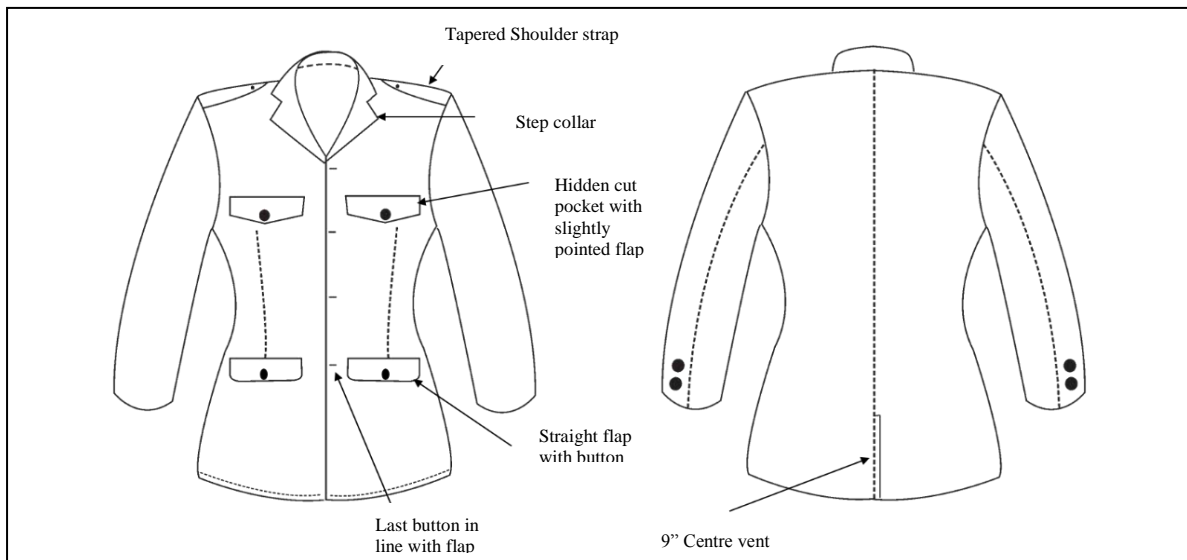
TROUSERS FOR DRESS NO 4, 4A, 5 AND 5A MALE PATTERN

194. Material of the Olive Green or Dark Green Polyester/Cotton. Fly front with slide fastener closure. Extended waist band, slanted side pocket and one hip pocket. One pleat each starting from waist band on the front side. The bottom to be unhemmed.



JACKET FOR DRESS NO 4A WINTER DRESS - FEMALE PATTERN

195. Material of the Olive Green or Dark Green Polyester/Cotton jacket single breast, step (notch) collar, long sleeves. The front fitted for four Gilt/Silver buttons with the top button placed at the foot of the collar. Two hidden cut breast pockets, flap with buttonhole for approved pattern Gilt/Silver button. 5” wide and 2” in height flap will be slightly pointed at the centre, this may vary with the figure and height of the person. Two straight flaps with buttonhole at the bottom of the jacket. Two piece back with centre back vent of about 9” overlap left over right. Two piece sleeve, plain cuff with two buttonhole on each. A shoulder strap with a pointed end to be fastened with a Gilt/Silver button.



RESTRICTED

SHIRT FOR DRESS NO 4A - MALE/ FEMALE PATTERN

196. Of light Green pin head material long sleeve stand collar shirt. Pointed shoulder strap with a buttonhole. Two patch breast pockets above, 5” wide and 6” deep to the top of the flap, the box pleat in the centre 1 ¼” wide, three pointed flaps 5” wide and 2” deep. Plain back yoke without pleats.

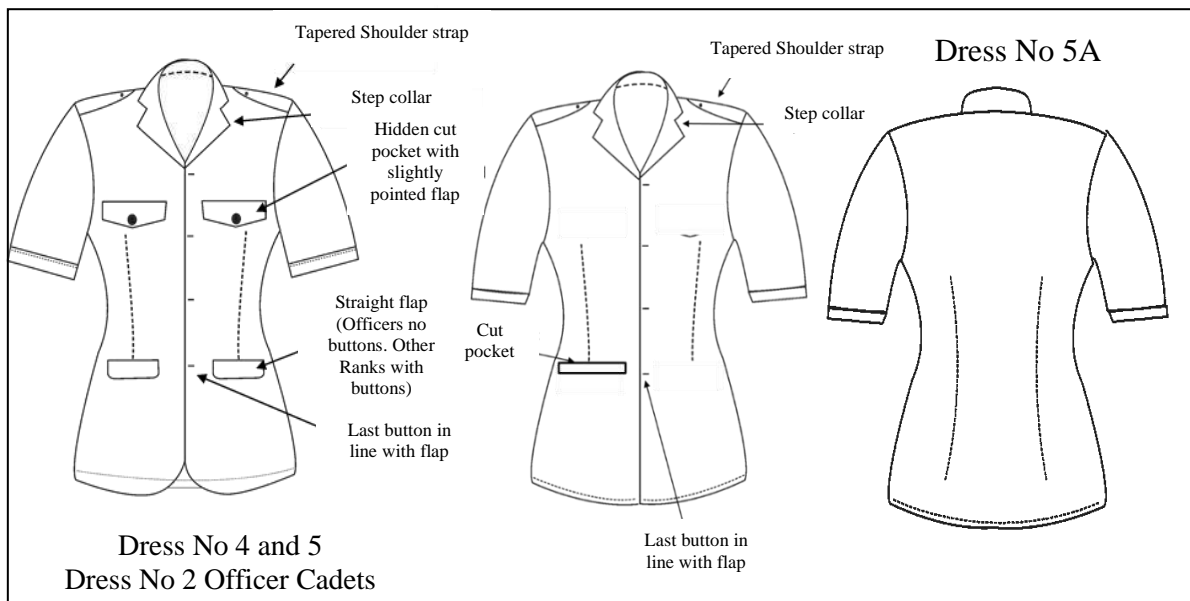


JACKET FOR DRESS NO 4, 5 AND 5B FEMALE PATTERN

197. Material of the Olive Green or Dark Green Polyester/Cotton jacket single breast, step (notch) collar with short sleeves. Two hidden cut breast pockets, flap with buttonhole for approved pattern Gilt/Silver button. 5” wide and 2” in height while flap will be slightly pointed at the centre, this may vary with the figure and height of the person.

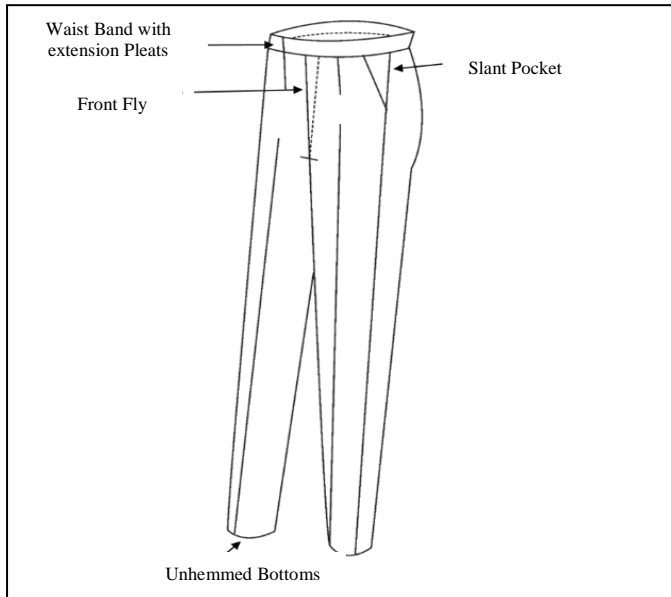
198. Two straight flaps without buttonholes at the bottom of the Officer’s jacket. Other Ranks’ jacket will have two straight flaps with buttonholes at the bottom. Single piece back with two waist darts. Short sleeve hem should be 1”. A shoulder strap with a pointed end to be fastened with a Gilt/Silver button. The front fitted for four Gilt/Silver buttons with the top button placed at the foot of the collar.

199. Dress No 5A will have only a cut pocket without flap at right bottom.



TROUSERS FOR DRESS NO 5B FEMALE PATTERN

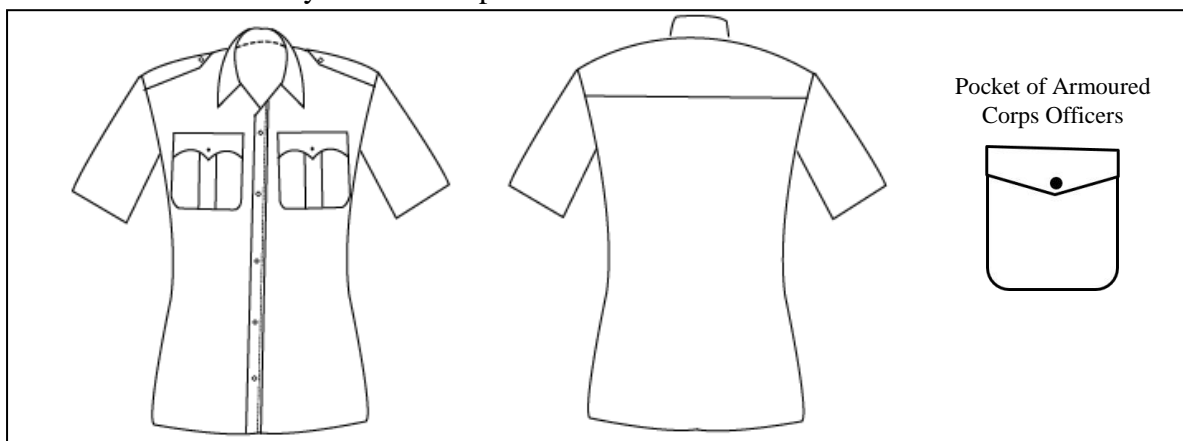
200. Material of the Olive Green or Dark Green Polyester/Cotton. Fly front with slide fastener closure. Extended waist band two side slant pockets. One pleat each starting from waist band on the front side. The bottom to be unhemmed.



SHIRT FOR DRESS NO 6, 6A - MALE OFFICER AND OTHER RANKS PATTERN SHIRT
DRESS NO 6 - OFFICER CADETS MALE AND FEMALE PATTERN

201. Dress No 6 Shirt will be of Olive Green/Dark Green shade polyester cotton material. Short sleeve, Stand-up collar, with five circular buttons of the diameter ½”, two patch pockets approximately 5” wide and 6” high, varying with the size and figure of the person with box pleat 1 ½” wide except Armoured Corps Officers. The pockets will be fastened at the top by two three cornered flap with buttons. Officers of Armoured Corps will have slightly pointed flap at the centre. Two tapering straps on the shoulder fastened with a ½” circular button at the collar end. Back yoke with no pleats.

202. Design of Dress No. 6A Shirt will be same as the Dress No. 6 but in Light Green pin head material and back yoke without pleats.

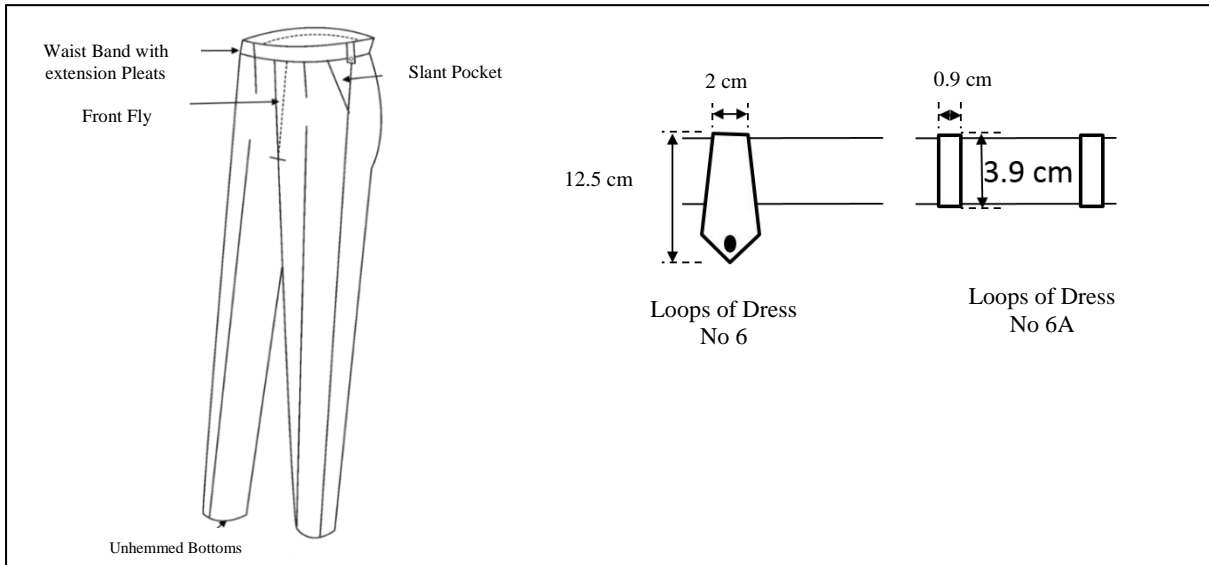


RESTRICTED

TROUSERS FOR DRESS NO 6 AND 6A - MALE OFFICER/ OTHER RANKS PATTERN
TROUSER DRESS NO 6 – MALE AND FEMALE OFFICER CADETS PATTERN

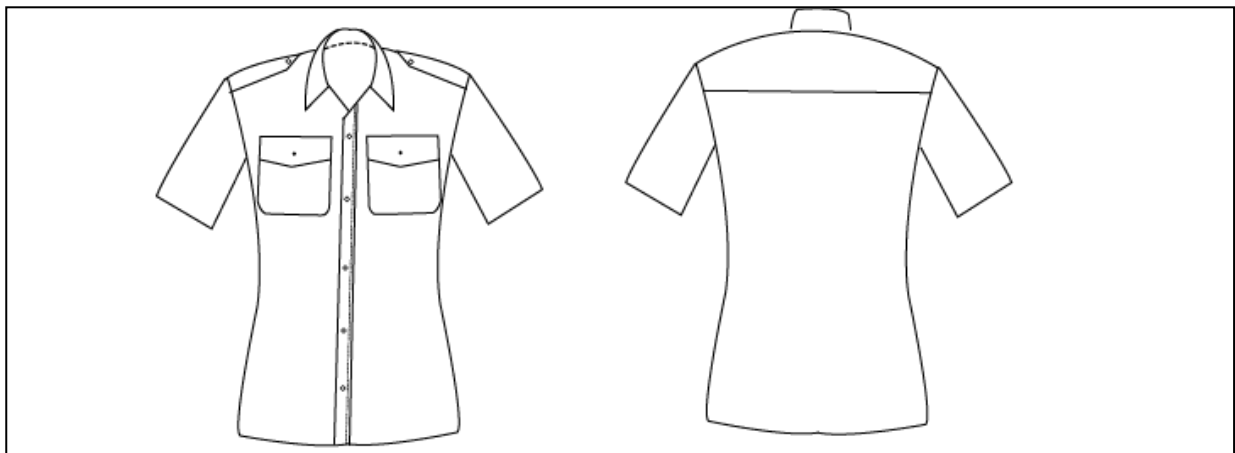
203. Dress No 6 Trousers will be of Olive Green/Dark Green Shade polyester/cotton material. Fly front, waist band with extensions, with three loops to hold the belt, to be 5" (12 cm) in length and ¾" (2 cm) wide, fastened with circular buttons of ½" diameter. Two slanted side pockets, one cut hip pocket. No pleats on front side, the side seam to be plain. The bottom to be unhemmed.

204. Design of the Dress No 6A Trousers will be the same as Dress No 6 trousers but with 3.9 cm x 0.9 cm eight loops instead of 5" x ¾" three loops to hold the belt nylon small.



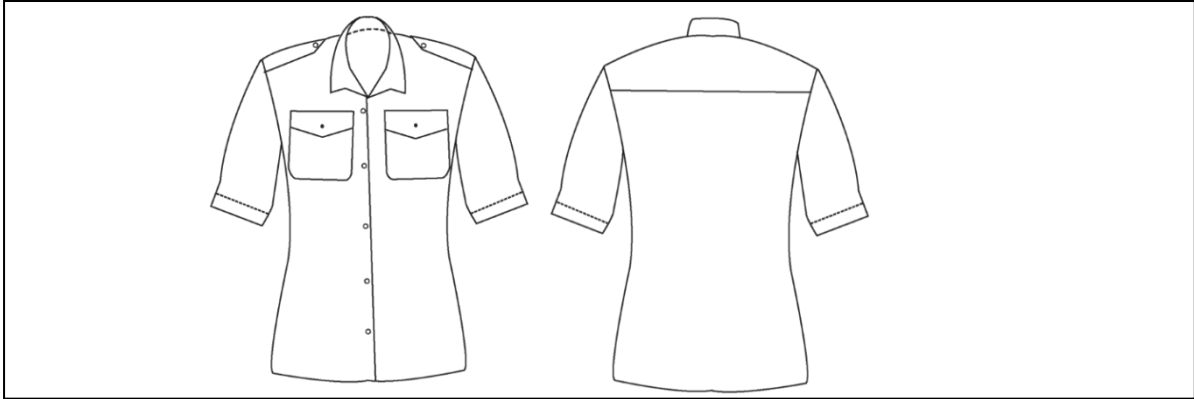
SHIRT FOR DRESS NO 6B GENERAL PURPOSE WORKING DRESS- FEMALE PATTERN

205. Dress No 6B Shirt will be of Olive Green/Dark Green shade polyester cotton material. Short sleeved, Stand-up collar, with five circular buttons of the diameter ½", two patch pockets approximately 5" wide and 6" high, varying with the size and figure of the person and without box pleats. The pockets will be fastened at the top by two three cornered flaps with buttons. Two tapering straps on the shoulder fastened with ½" circular buttons at the collar end. Back yoke with no pleats.



SHIRT FOR DRESS NO 6A ALTERNATIVE WORKING DRESS - FEMALE PATTERN

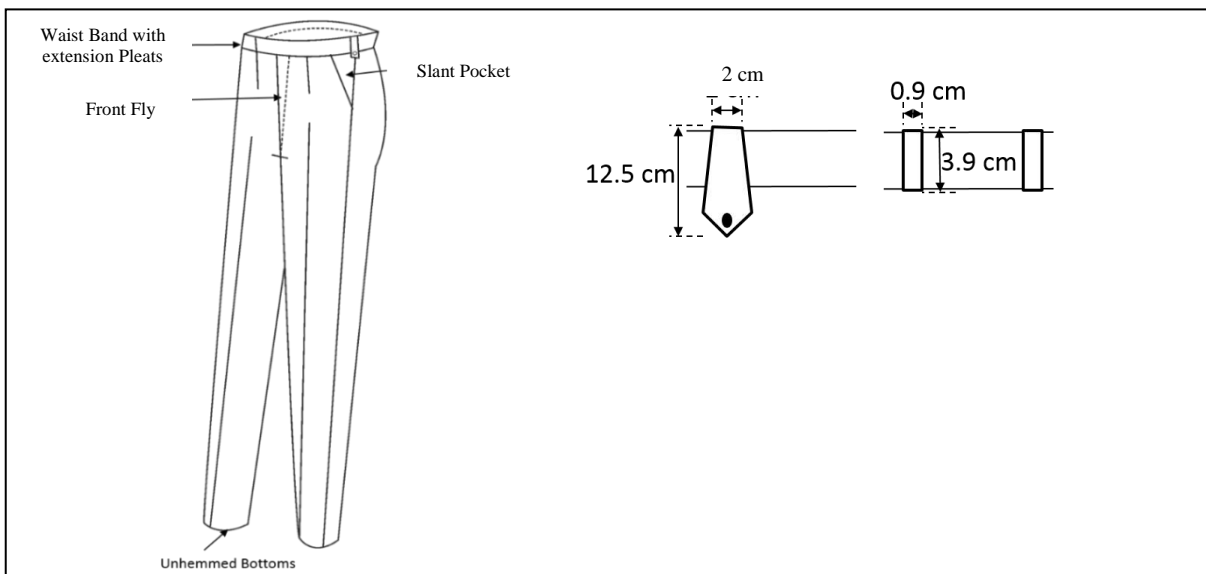
206. Dress No 6A Shirt will be of Light Green pin head cotton material. Short sleeved, step collar, with five circular buttons of the diameter ½”, two patch pockets approximately 5” wide and 6” high, varying with the size and figure of the person without box pleat. The pockets will be fastened at the top by two slightly pointed flaps with buttons at the centre. Two tapering straps on the shoulder fastened with a ½” circular buttons at the collar end. Back yoke without pleats. Back yoke without pleats.



TROUSERS FOR DRESS NO 6B GENERAL PURPOSE WORKING DRESS - FEMALE PATTERN

207. Trousers will be of Olive Green/Dark Green Shade polyester/cotton material. Fly front, waist band with extensions, eight loops to hold the belt, to be 3.9 cm in length and 0.9 cm wide. Two slanted side pockets and no hip pockets. No pleats on front side, the side seam to be plain. The bottom to be unhemmed.

208. Trousers of Dress No 6B Drill Order will have three loops to hold the belt, to be 5”(12 cm) in length and ¾”(2 cm) wide, fastened with a circular buttons of ½” diameter instead of small eight loops. This will be applicable to Female Officers and Other Ranks of Military Police in every case.

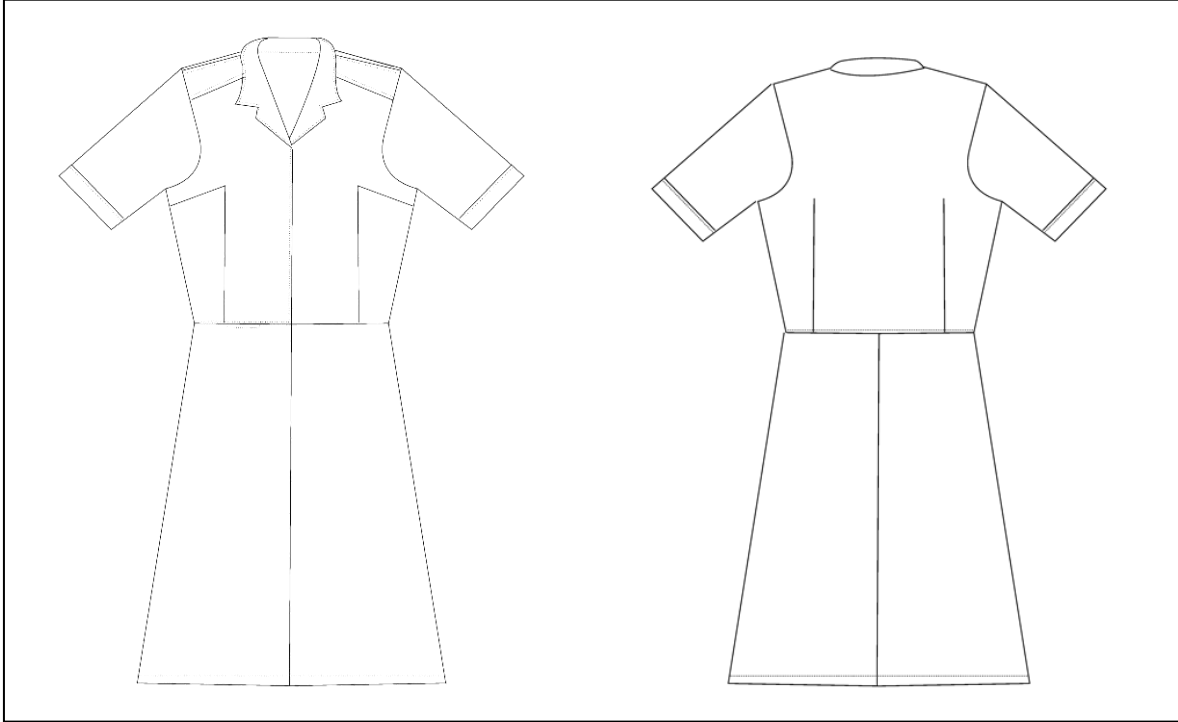


RESTRICTED

FROCK FOR DRESS NO 6

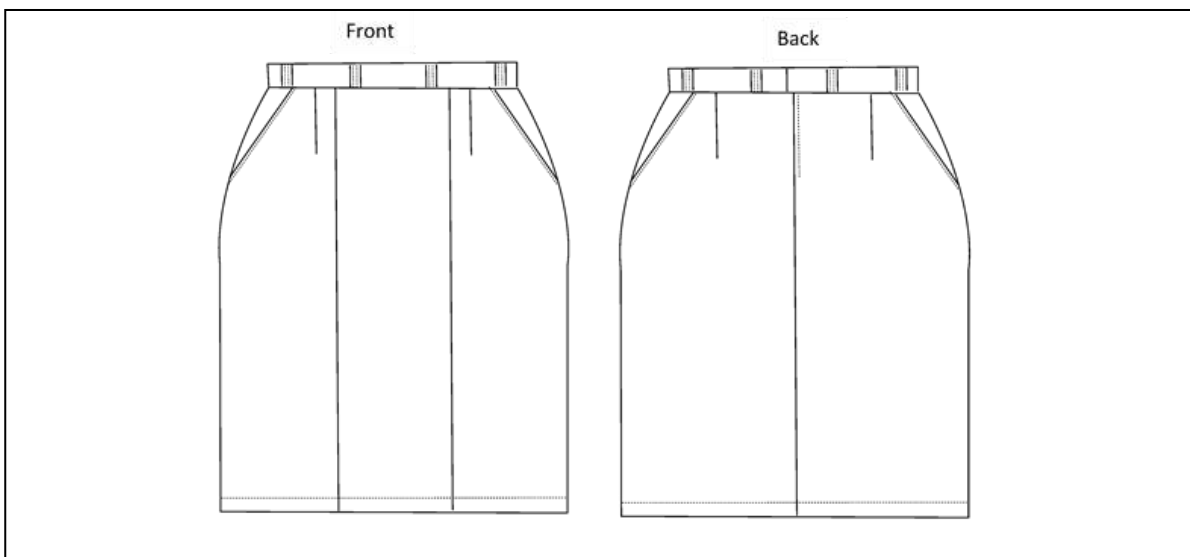
209. Design will be a two piece top and two piece bottom. Top and bottom parts to be joined at waist level. Hidden pocket at waist. Two darts starting from side seam hole and waist ended bust point. Zipper along left side seam at waist level.

210. Back will be one piece top and two piece bottom. Two darts in top part begin at waist level either sides of the centre back.



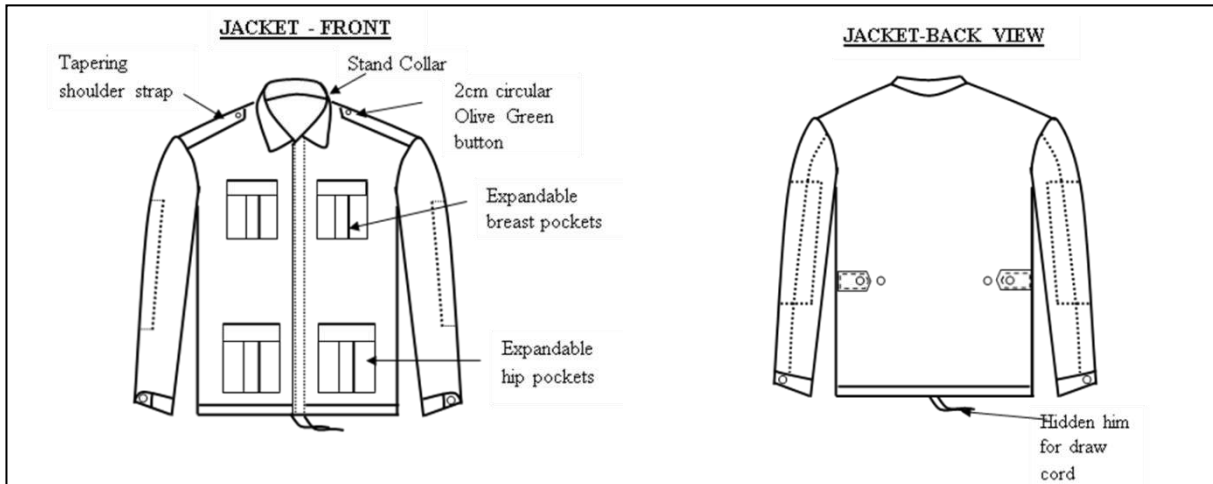
SKIRT FOR DRESS NO 6A FEMALE PATTERN

211. Design will be a two piece front, two slant pockets at side seams, two waist darts on left and right front. Two piece back, two darts on left and right front at waist level.



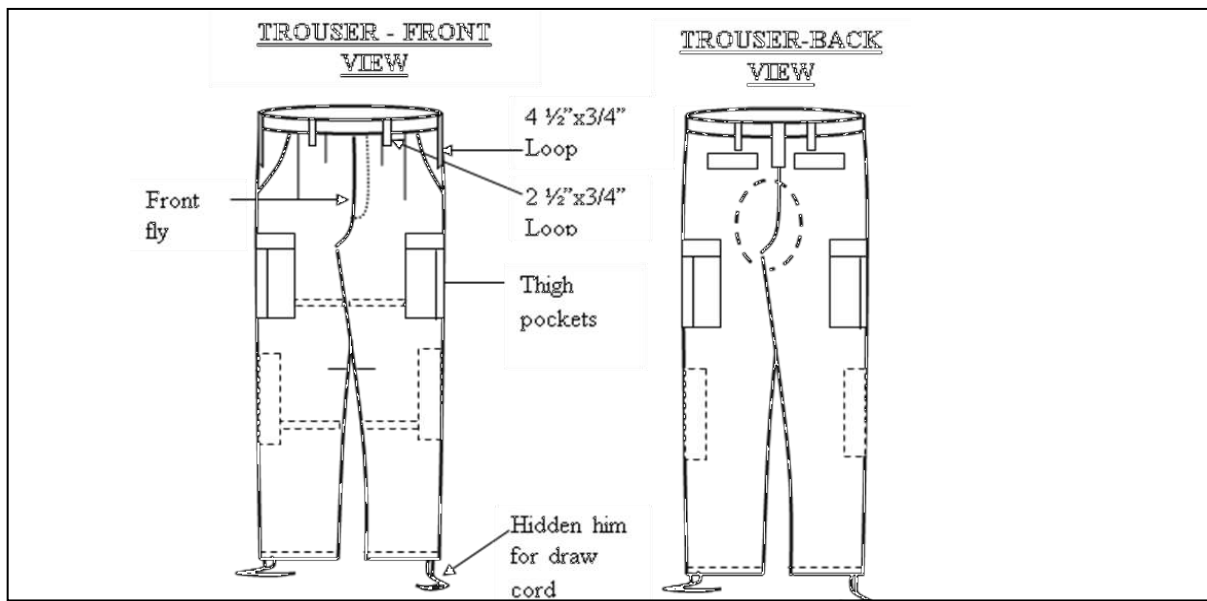
JACKET FOR DRESS NO 7 CAMOUFLAGE

212. Printed with disruptive patterns in defferent colours of Green, Black, Brown and Khaki material of cotton. The fabric to be of high degree wash and colour fastness with low shrinkage and good warning comfort. Jacket to be single breast with five circular buttons of 2 cm diameter, a normal stand-up collar with two tapering epaulettes. Two large expendable breast pocket 6" wide and 7" deep, without pleats with a straight flap with a button. The width and length may vary with the figure and height of the person. Two similar hip pockets with straight flap below belt level. Single piece back. Long sleeved with button cuff ends. Bottom hem of jacket closed with a hidden hem to accommodate a draw cord.



TROUSERS FOR DRESS NO 7 CAMOUFLAGE

213. Material is same as for jacket. Front fly with buttons or zip with two slanted side pockets. Two back cut pockets with buttons. Balloon pockets with flaps to be attached to thigh levels 7 1/2" wide and 8" heigh with a straight button on flap 2" wide, repeated on both sides. Here it covers the out seam. There are two front patches for knee level. Two codes to be inserted to bottom hems to grip the trouser bottom. These codes to be taken out from front side of the trousers. It is recommended to provide a buttonhole to take the code out.



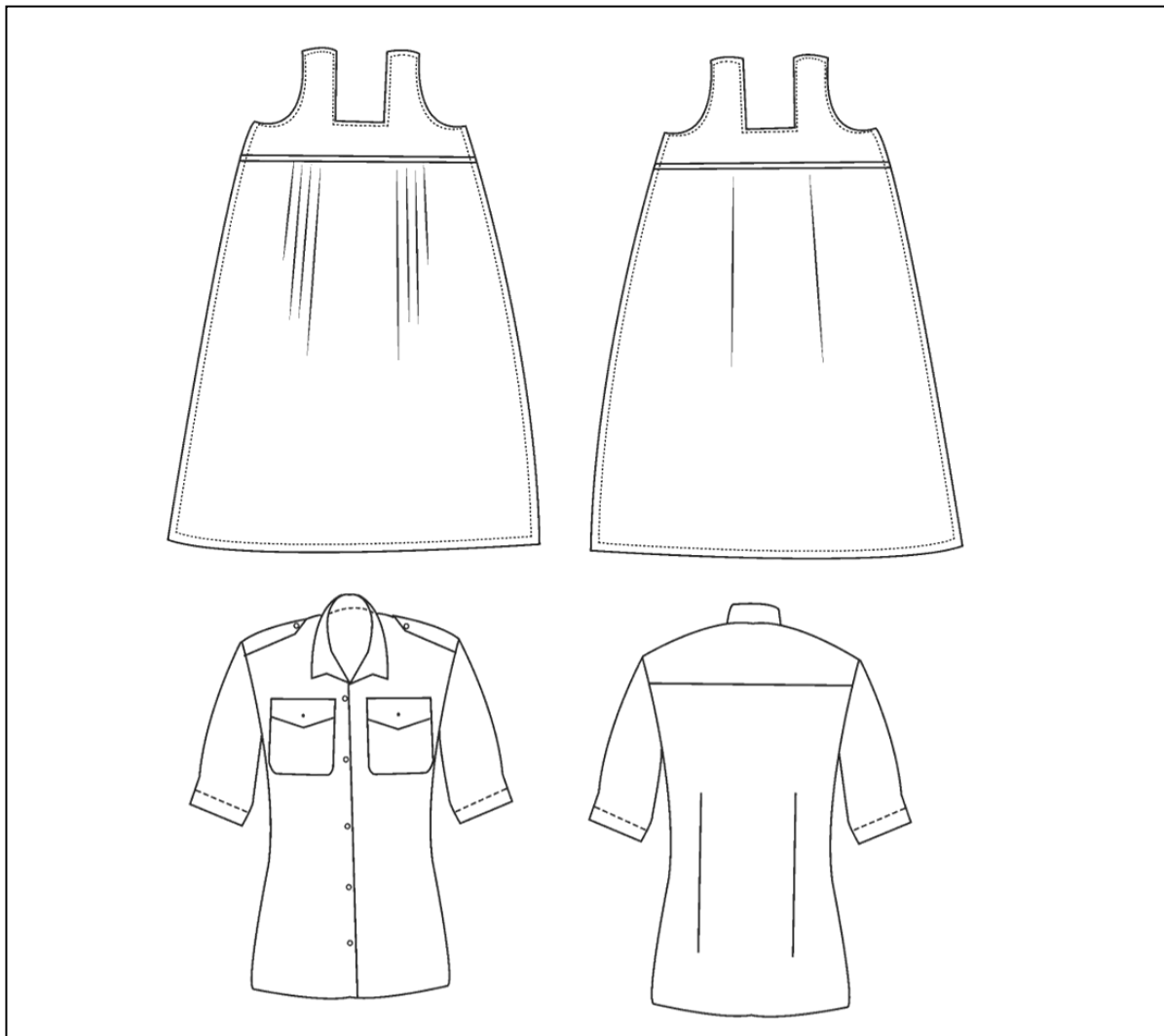
JACKET DRESS NO 8 OLIVE GREEN/BLACK TROUSER DRESS NO 8 OLIVE GREEN/BLACK

214. Design of Dress No 8 will be same as the Dress No 7 with Olive Green/Black Cloth cotton drill material.

DRESS NO 9

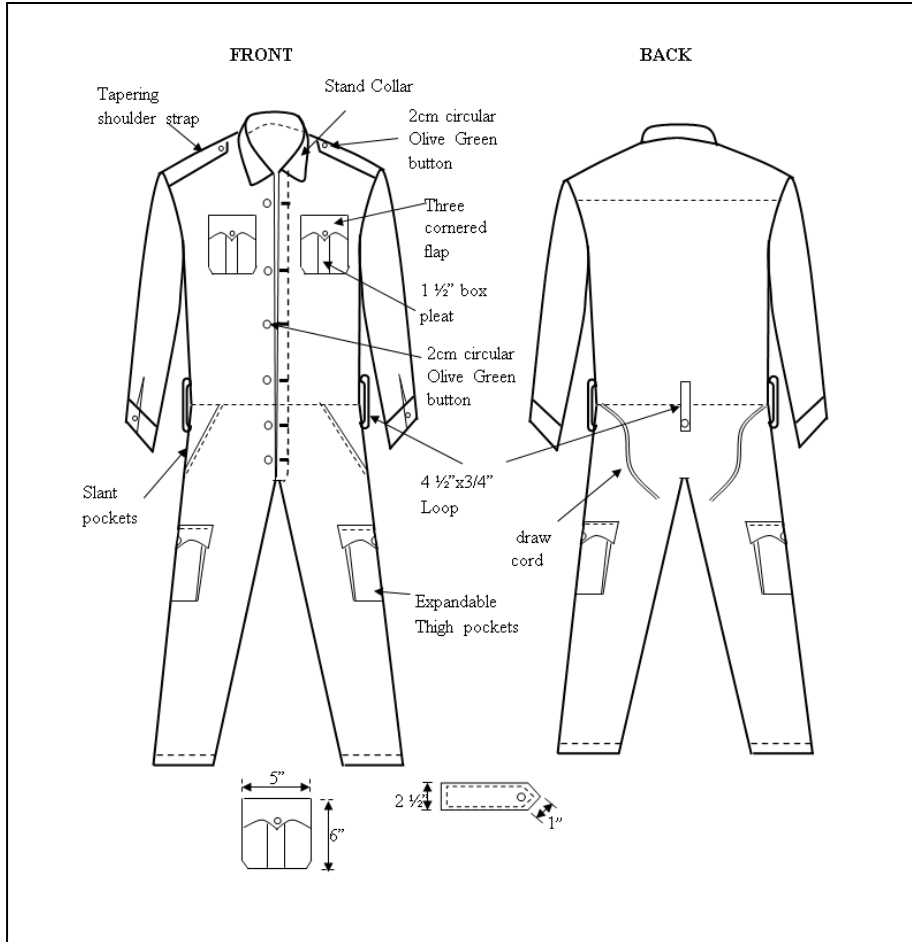
215. Pinafore will be Green colour, cotton two-piece front. Top and bottom parts have joined at bust level. Eight knife pleats at bust level, 4 pleats on left and 4 pleats on right to give additional space to the dress. Two part back with two darts.

216. Shirt will be Step collar, Short sleeved, Light Green pin head jacket with two tapering shoulder straps. Two darts at front one each at left and right with four buttons. Two vents in both sides at bottom hem level.



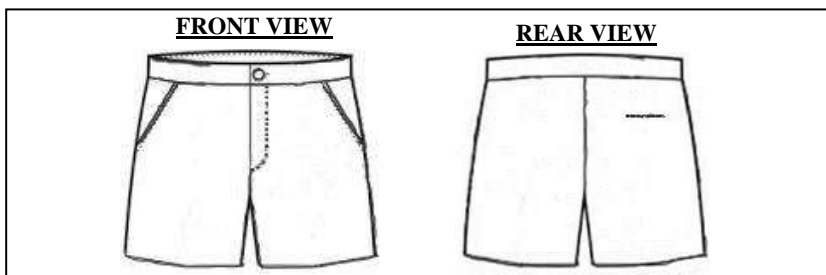
OVERALL DRILL OLIVE GREEN/BLACK

217. Overall to be single breasted with six circular buttons 2 cm diameter, a normal stand up collar with two tapering epaulettes. Two expandable breast pockets 5” wide and 6” deep, with pleats and a straight flap with a button. The width and length may vary with the figure and height of the Officers/ORs. Two similar thigh pockets with straight flap below belt level. Single piece back. Long sleeved with button cuff ends. Waist of overall that accommodates a draw cord.



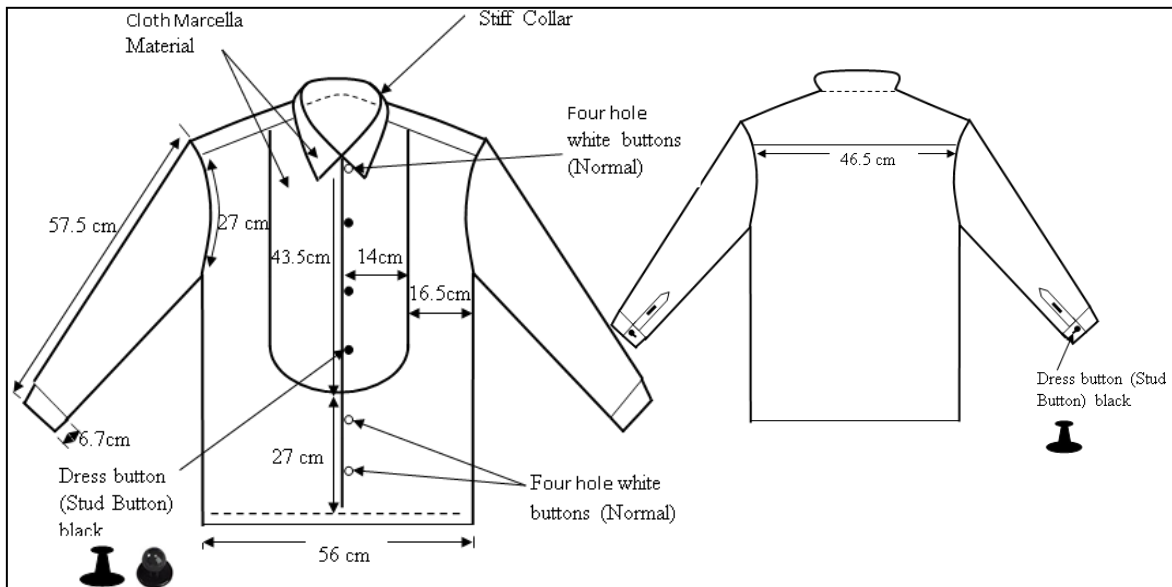
SHORT DRILL OLIVE GREEN/BLACK/DARK BLUE

218. Material will be cloth cotton drill Olive Green/Black/Dark Blue. Front fly with button or zip, waist band with extensions. Two slanted side pockets & one hip pocket. One pleat in each top side and uncut dart in each underside the side seams to be plain. The bottom to be 3/4” hemmed.



SHIRT WHITE FOR DRESS NO 2 MALE OFFICERS/OFFICER CADETS/OTHER RANKS PATTERN

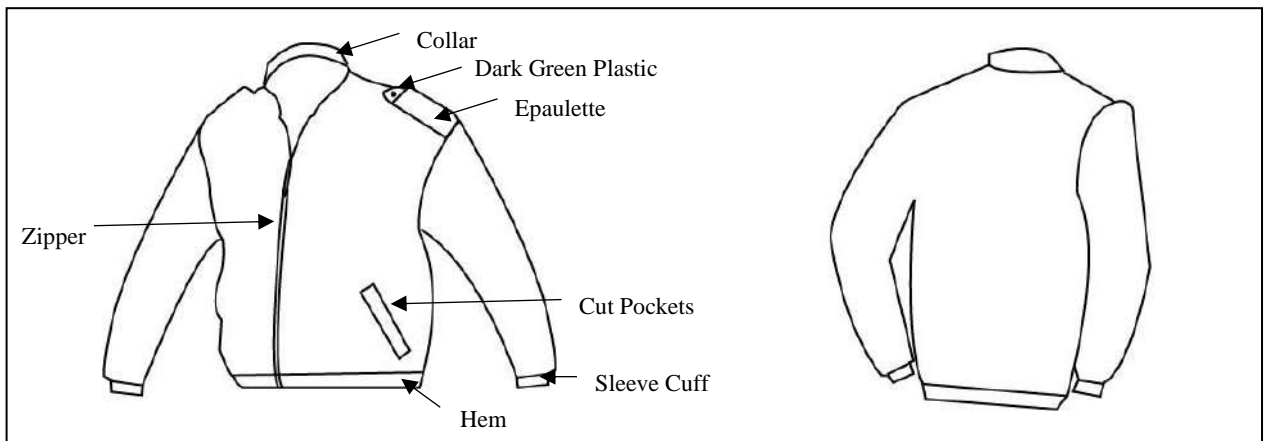
219. Cloth marcella material for the collar, for the cuff and to the front portion of the shirt. cloth polyester combed cotton material for the other parts of the shirt. 3 x Four hole circular (White colour) buttons of diameter 1.1 cm. 3 x stud buttons (Black colour) at the front and one each at sleeve cuff. Collar and cuff to be stiffened. Long sleeved shirt without any patch pocket. Plain yolk. Bottom to be with side opening. (Tails cut in a curved line). Shoulder, armhole and side seams to be over locked with safety stitches.



Note: Measurements of the above specifications is for size 15 1/2”.

WINTER JACKET OLIVE GREEN FOR OFFICERS

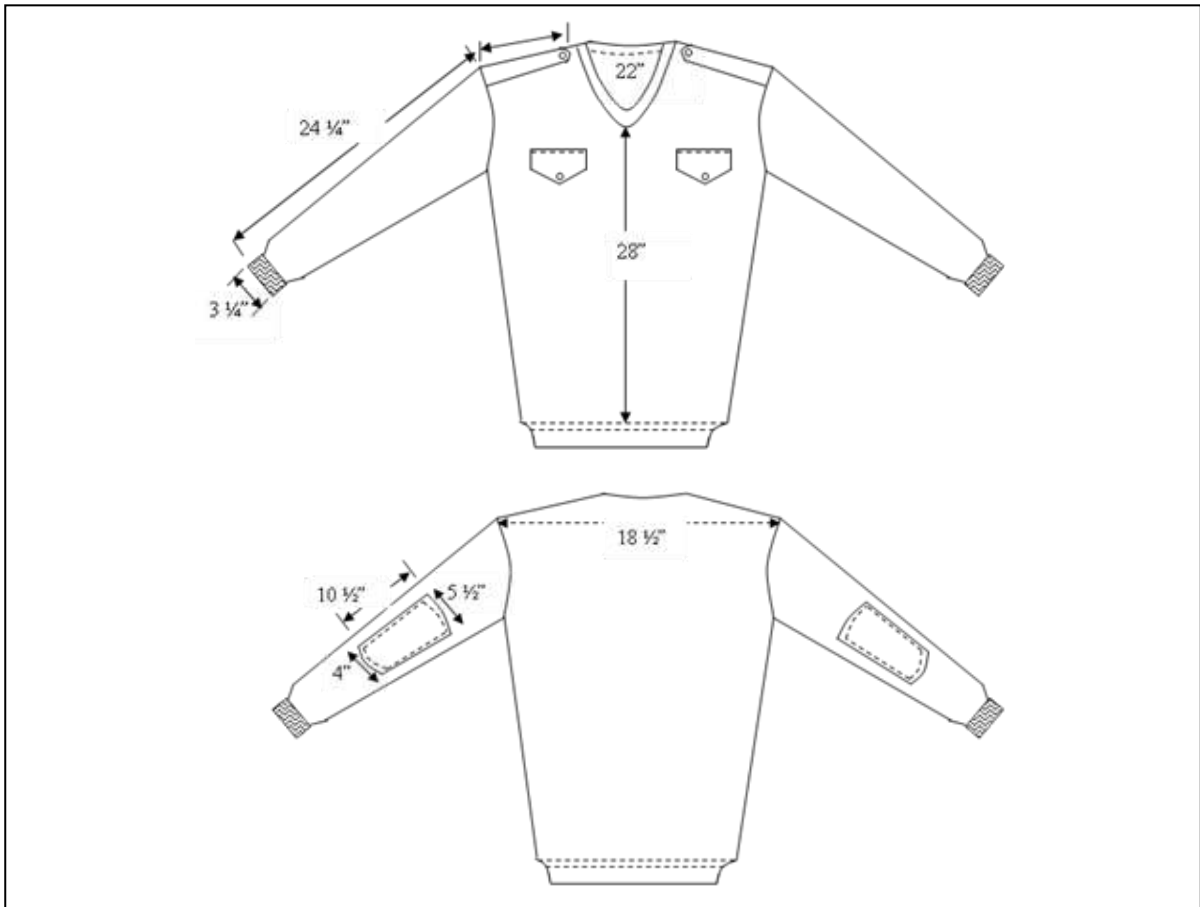
Olive Green/Dark Green standing knitted collar jacket is made of cloth The jacket is fastened with Olive Green/Dark Green two-way metal zipper. Shoulder straps with a pointed end is fastened with 1.4 cm wide Olive Green/Dark Green Plastic button. Sleeves and the lower edge of the jacket is fitted with Olive Green/Dark Green elasticated knitted cuffs and hem. welt of the jacket is consist of two hand pockets.



RESTRICTED

JERSEY PULLOVER

220. Wool blends, ribbed pullover, neck should be “V” neck. Olive Green colour. Epaulette hole should be along with the sleeve attachment. Cotton drill, shoulder and elbow patches to be fitted. Two inner pockets with outer flap in front top.



SOCKS

SOCKS NYLON OLIVE GREEN/BLACK/KHAKI

221. Olive Green/Black/Khaki colour 100 % nylon. Top portion of the socks should be knitted rib with covered good quality rubber thread or any other suitable elastic yarn. Heel area should be reinforced to minimize the wear and tear of the socks due to continuous use. Plain foot.

SOCKS POLYESTER COTTON OLIVE GREEN/BLACK/KHAKI/WHITE

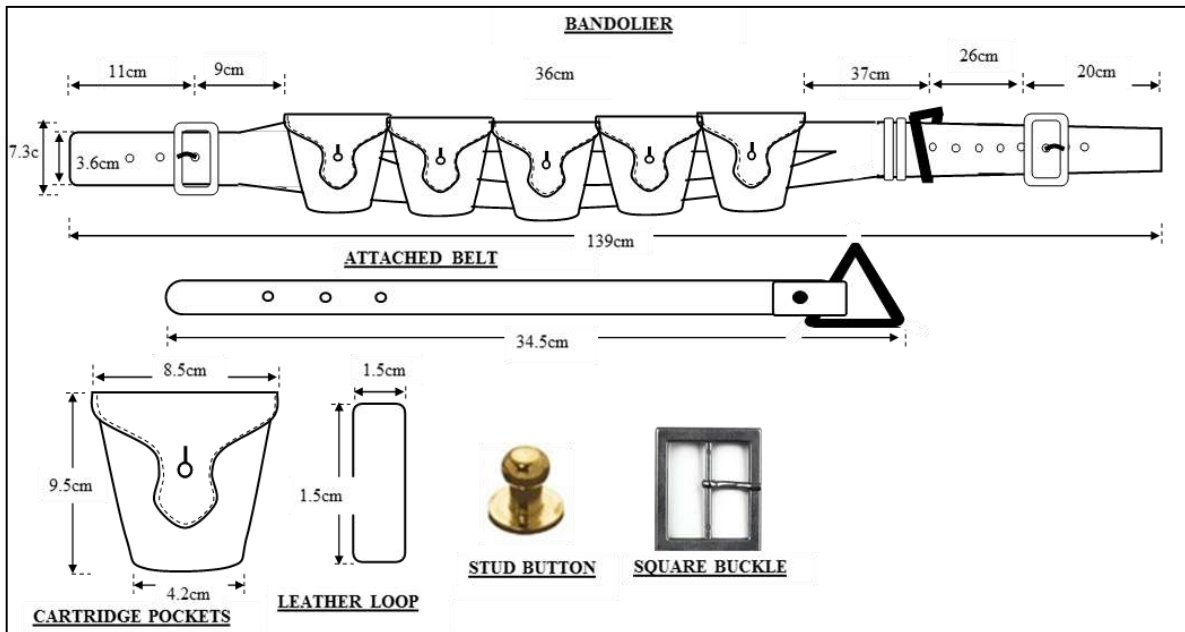
222. Olive Green/Black/Khaki/White colour 100 % polyester cotton. Top portion of the socks should be knitted rib with covered good quality rubber threads or any other suitable elastic yarn. Heel area should be reinforced to minimize the wear and tear of the socks due to continuous use of plain foot.

RESTRICTED

BANDOLIER LEATHER BROWN

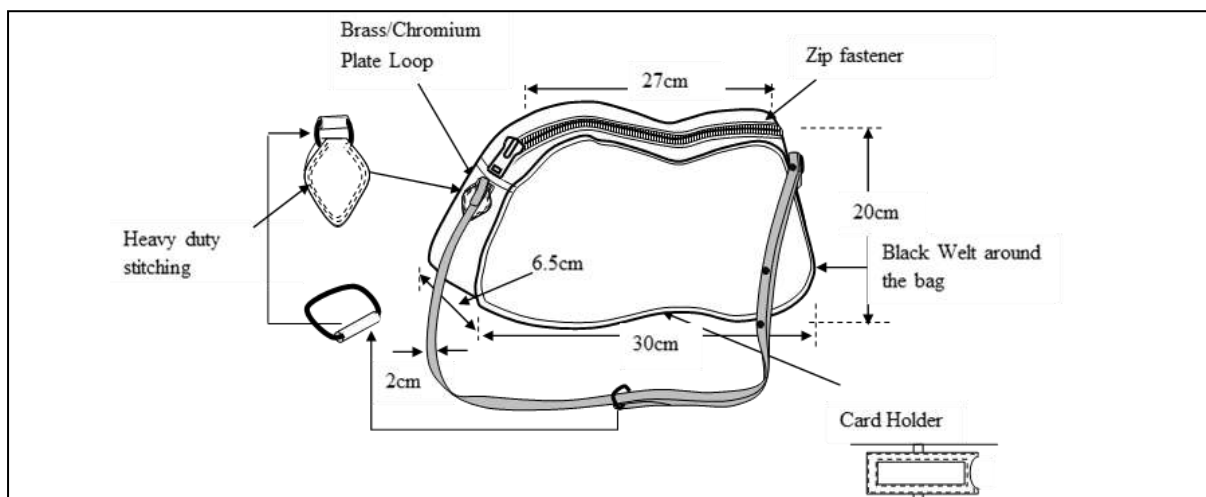
BANDOLIER LEATHER BROWN

223. This will be worn by Other Ranks of Artillery Regiment.



HAND BACK LADIES BLACK

224. The hand bag should be made out of high quality Black soft dry milled leather and should be open with high quality YKK Zip fastener. 03 Nos high quality press buttons and knobs should be fixed to the adjustable sling to adjust the length of the sling. (This sling should be attached to bag by means of a brass/chromium plated loop and the loop leather chip should be stitched on to the bag with heavy duty thread). The bottom of the hand should be durable and long lasting and must be suitable for rough use of the Female Officer and the Other Ranks of the Armed Forces. The bottom of the bag should have a small cardholder (ID card). Stitching of the bags to be made of same colour glaze cotton thread. It should be completed with durable stitching. Eyelets, buckles and other attachments must be anti-corrosive. Should use heavy thread on the sling chips.




RESTRICTED

RESTRICTED

GLOVES

225. Officers/Officer Cadets and Other Ranks of all Regiments and Corps will wear White Gloves except Sinha and Commando Regiments, who will wear Black Gloves.

226. White/Black Hand Gloves will be of White/Black colour polyester/cotton blend yarn material. Texturized nylon yarn or elastic yarn. Top Portion (Wristlet) plan knit containing elastic yarn. Finger and Other portion plain knit.

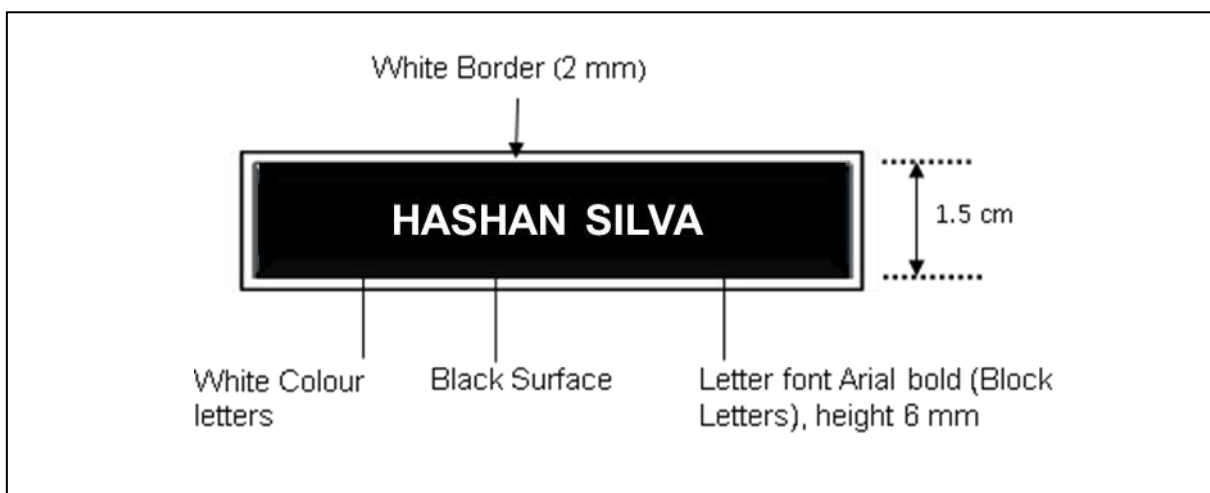


NAME TAGS

227. Plastic Name Tag to be worn by all Officers and Other Ranks for Dress No 2A, 5, 5A, 6, 6A, 6B, 10 (Other Rank) and Winter Dress.

228. Plastic Name Tag will be 1.5 cm width, black surface with 2 mm white border. The letter font is Arial Bold (upper case), white colour, font size 6 mm and the space between two words 3 mm.

229. The Diagram of the Name Tag is given below:



PATTERN OF THE NAME TAGS

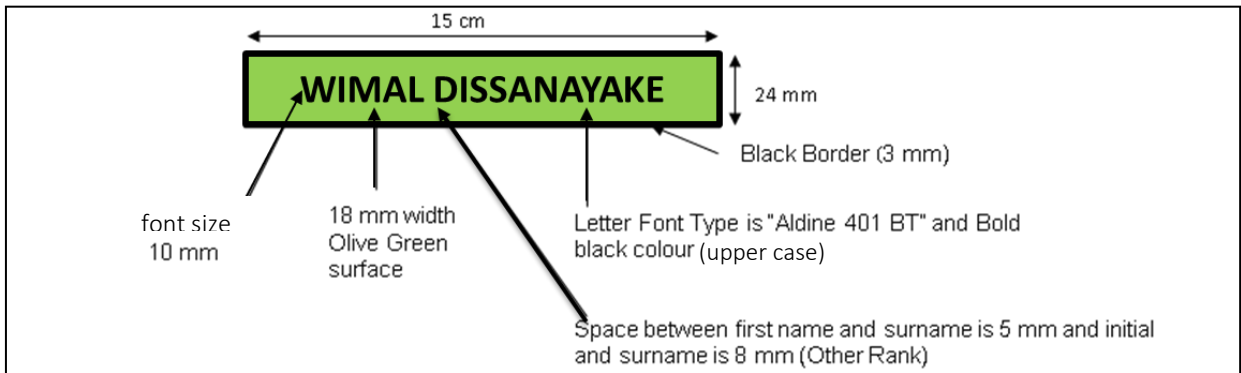
Officers - First Name with Surname	HASHAN SILVA
WO I - Initial before the Surname	RMPL RATHNAYAKE
WO II and below - Initial after the Surname	KUMARASINGHE KGD

EMBROIDERED NAME TAG

230. Embroidered Name Tag to be worn by all Officers and Other Ranks with Dress No 7 and 8.

231. Embroidered Name Tag will be 24 mm wide, 18 mm Olive Green surface with 3 mm Black Border. All letters to be embroidered in black colour. The letter Font is "Aldine 401 BT" and Bold (upper case). The space between the first name and surname of Officers will be 5 mm and space between Initials and Surname of all Other Ranks will be 8 mm. font size is 10 mm and length of the Name Tag is about 15 cm.

232. The Diagram of the Name Tag is shown below:

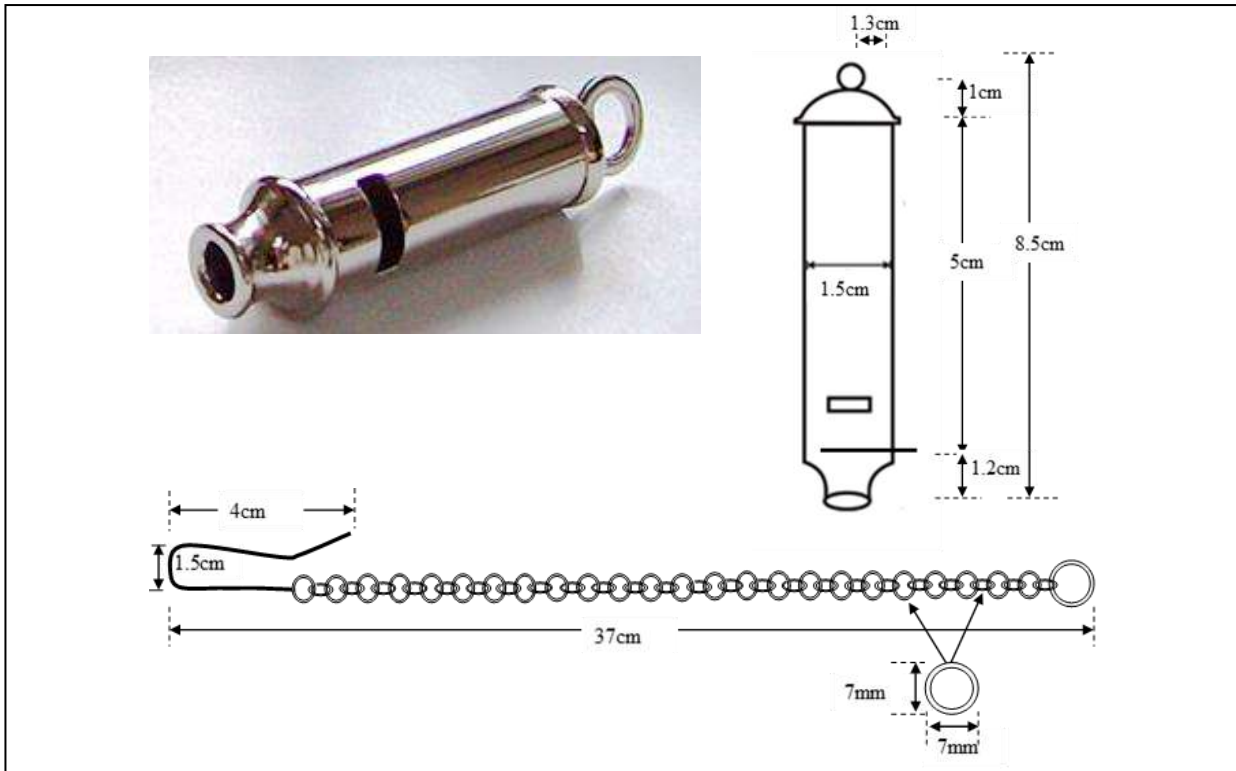


233. **Pattern of the Name Tags.**

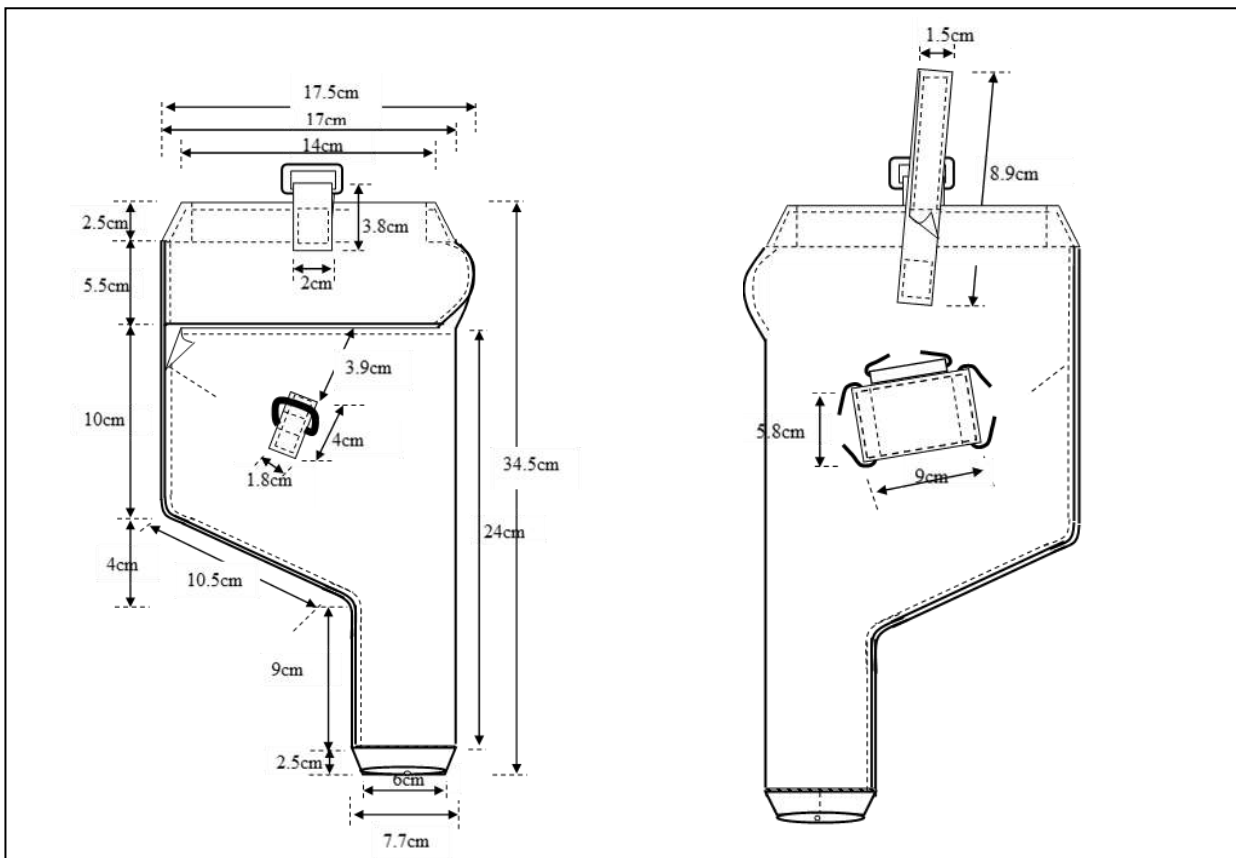
Officers - First Name with Surname	THILAK DISSANAYAKE
WO I - Initial before the Surname	PGNT WIJENAYAKE
WO II and below - Initial after the Surname	DISSANAYAKE AMT

MILITARY POLICE ACCOUTREMENTS

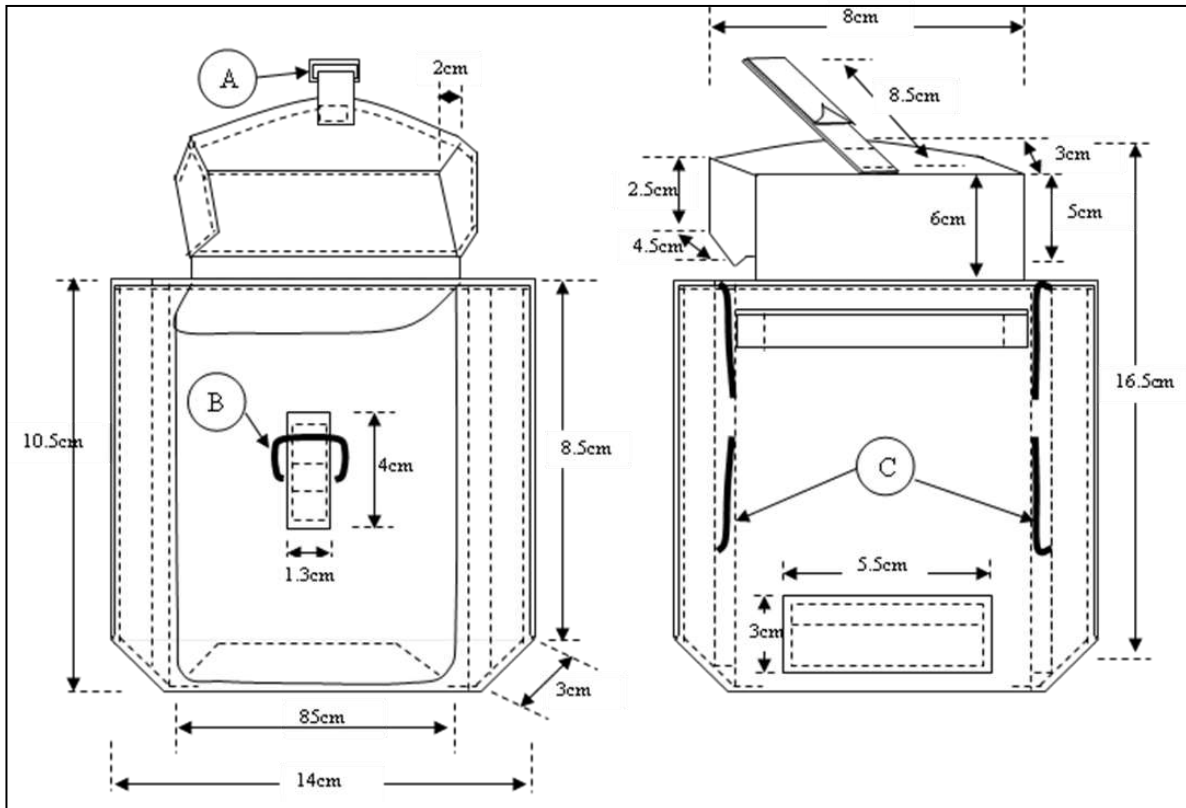
234. Whistle with Chain Corps of Military Police Pattern.



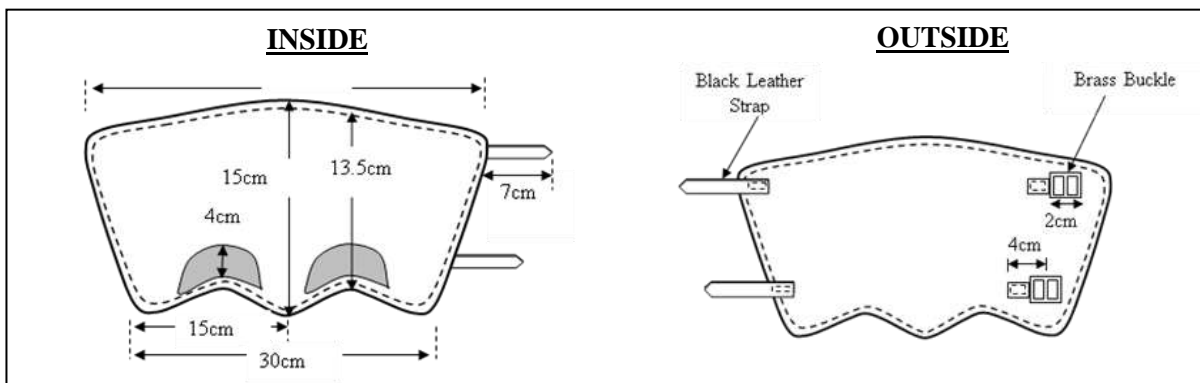
235. Pistol Holster Web with Lanyard White.



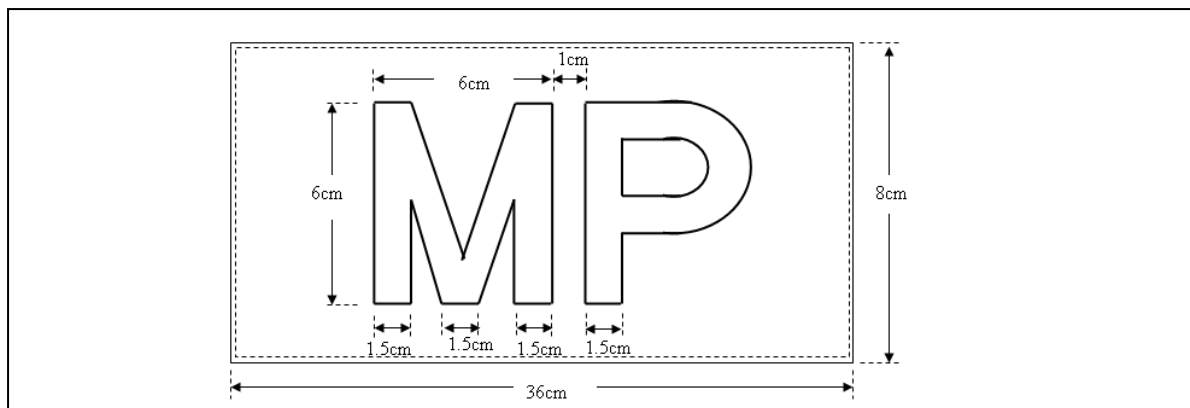
236. Pouches Web White.



237. Anklets White.

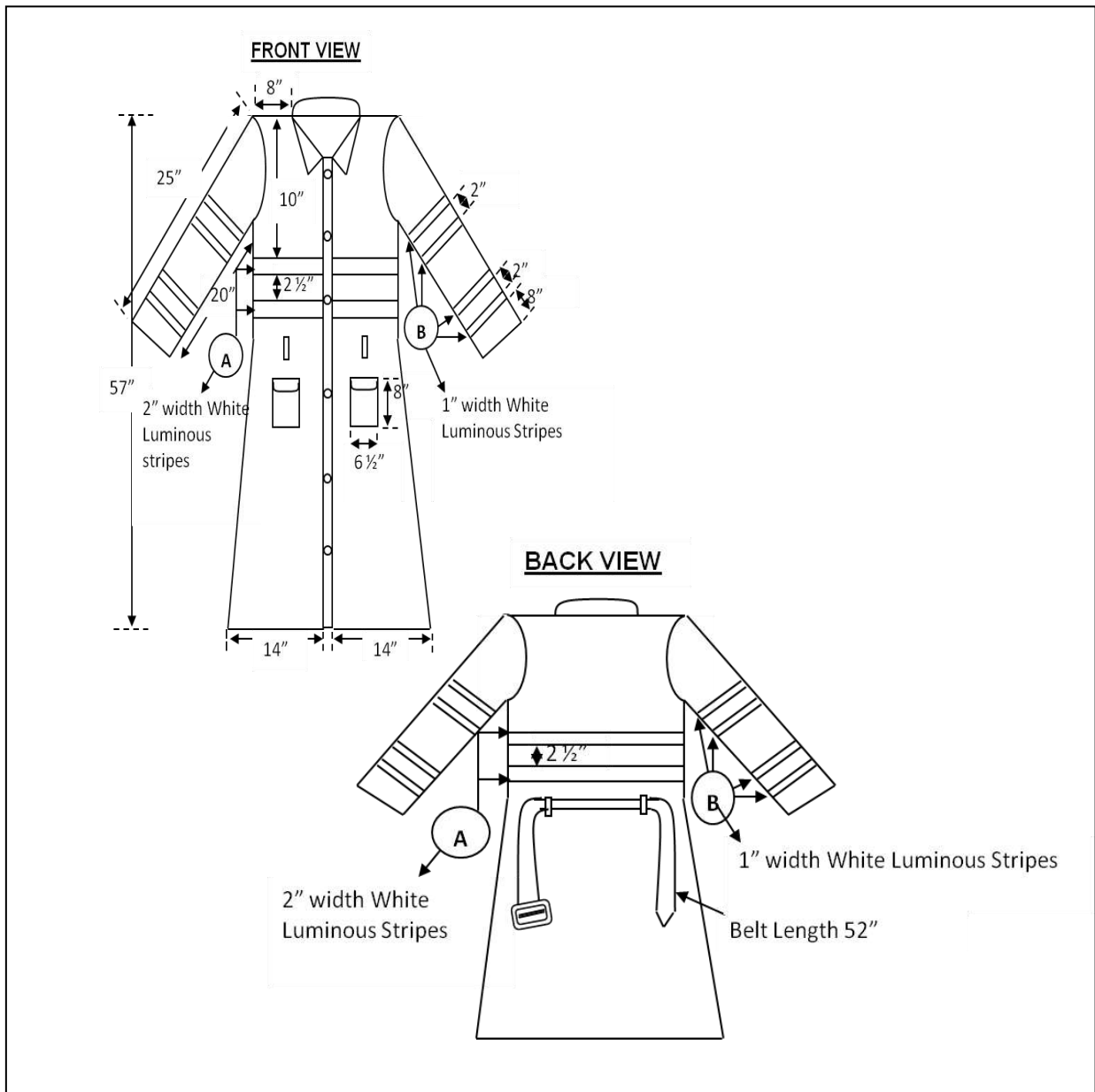


238. MP Arm Band.



RAIN COAT FOR CORPS OF MILITARY POLICE PATTERN

239. High-strength, waterproof, rubberized/nylon Material. The material should not stick to the body of the user. Five circular plastic buttons 2 cm diameter. Olive Green colour. Nylon, Olive Green colour belt, length 52 inch. Belt lock plastic, Olive Green Colour. All edges should be folded stitched with the width of 1 Inche. Should be high-brightness reflective stripes (Luminous Stripes) as shown in the diagram. Stripe thickness Type “A” – 2 Inches and Type “B” – 1 Inch.



RESTRICTED

CHAPTER EIGHT

DRESS ORDERS MISCELLANEOUS

TYPES OF DRESS

1. Following dresses are categorised under Other Dresses in the Sri Lanka Army:
 - a. No 11A - Physical Training (Shoot to Kill).
 - b. No 12 - Band Dress.
 - c. No 13 - Blazer and Tie/Kandyan Saree with Blazer.
 - d. No 14 - Formal Dress (Smart Casual/Casual/Saree).
 - e. No 15 - Dress for Patients and Disabled Personnel.
 - f. No 16 - Working Party Dress.
 - g. No 17 - Physical Training Instructor Dress.

DRESS NO 11A - PHYSICAL TRAINING SHOOT TO KILL DRESS

2. Dress No 11A will be worn by Officers and Other Ranks.
3. **Occasions when Worn.** This dress is worn for Shoot to Kill training.
4. **Order of Dress.** The order of the Dress No 11A is as stated below:

Ser	Items	Description
1.	T Shirt	1. Officers – White T-Shirt with Collar, Short Sleeves. 2. Other Ranks - Olive Green T-Shirt Without Collar, Short Sleeves.
2.	Trousers	Olive Green (No 8 Dress Trousers).
3.	Socks	Olive Green.
4.	Belt	Olive Green Web/Nylon.
5.	Footwear	Boot High Leg.

RESTRICTED

DRESS NO 12 - BAND DRESS

5. Dress No 12 will be worn by all Other Rank members of the Sri Lanka Army Band and Regimental Brass Bands.
6. **Occasions when Worn.** This dress will be worn for all ceremonies or as ordered by the Army Headquarters, Formation Headquarters, the Colonel Commandants/Colonel of the Regiments, Centre Commandants.
7. **Order of Dress.** The order of the Dress No 12 is as stated below:

Ser	Items	Description	Remarks
1.	Headdress	Regimental Pattern Puggaree Cap/Side Hat.	See Annex B and Chapter 7
2.	Cap Badge	Metal/Embroidered Regimental Pattern.	
3.	Epaulettes	As per Regimental Pattern Band Dress Regulation.	
4.	Collar Badges	Metal/Embroidered Regimental Pattern.	
5.	Orders, Decorations and Medals	Standard Medals.	See Chapter 12
6.	Badges	As per the Army Badge Regulation.	See Chapter 9
7.	Name Tags	As per Regimental Pattern Band Dress Regulation.	
8.	Lanyard / Aiguillettes	As per Regimental Pattern Band Dress Regulation.	
9.	Cane/ Whip	Nil.	
10.	Tunic/ Jacket	As per Regimental Pattern Band Dress Regulation.	
11.	Trousers /Skirt	As per Regimental Pattern Band Dress Regulation.	
12.	Badges of Rank	Embroidered Regimental Pattern.	
13.	Buttons	General Service Buttons Regimental Pattern	See Chapter 7
14.	Gloves	White/Black.	
15.	Belt/Sashes	As per Regimental Pattern Band Dress Regulation.	
16.	Socks	As per Regimental Pattern Band Dress Regulation.	
17.	Footwear	Boot High Leg Black/Brown with Spats.	

RESTRICTED

DRESS NO 13 - BLAZER AND TIE

8. Dress No 13 should be worn by all Male Officers and Male Other Ranks.
9. **Occasions when Worn.** This dress will be worn for functions at messes/clubs, sports events, ushering duties, when travelling abroad for training/visits, seminars or as ordered by the Army Headquarters, Formation Headquarters, the Colonel Commandants/ Colonel of the Regiments, Centre Commandants, Commandants of Army Training Establishments or by Commanding Officers. When in Mufti, General Service Buttons and Service Tie is compulsory to wear.
10. **Order of Dress.** The order of the Dress No 13 is as stated below:

Ser	Items	Description
1.	Blazer	Dark Blue.
2.	Shirt	Light blue/white colour long sleeved.
3.	Tie	1. Mufti- Army/Regimental pattern. 2. Other Occasions- as appropriate.
4.	Trousers	1. Officers - Grey. 2. Other Ranks - Black.
5.	Buttons	1. Mufti - General Service Buttons metal. 2. Other Occasions - Gold/Silver Colour Plain Buttons.
6.	Belt	Black with Silver Colour Buckle.
7.	Socks	Grey/Black.
8.	Footwear	Shoes Black Leather rounded toe with Lace.

DRESS NO 13 - SAREE/ KANDYAN SAREE WITH BLAZER
FEMALE OFFICERS AND OTHER RANKS

11. Dress No 13 may be worn by all Female Officers and Other Ranks.
12. **Occasions when Worn.** This dress is worn for functions at messes/clubs, sports events, when travelling abroad for training/visits/seminars, ushering duties or as ordered by the Army Headquarters, Formation Headquarters, Colonel Commandants/Colonel of the Regiments, Centre Commandants, Commandants of Army Training Establishments or by Commanding Officers.

RESTRICTED

13. **Order of Dress.** The order of the Dress No 13 is as stated below:

Ser	Items	Description
1.	Blazer	Dark Blue.
2.	Saree/Kandyan Saree	Sky Blue or as ordered.
3	Jacket	As Appropriate.
4.	Buttons	1. Mufti - General Service Buttons Metal. 2. Other Occasions - Gold/Silver Colour Plain Buttons.
5.	Foot Wear	White Colour High Heel or as ordered.

Note: Officers/Other Ranks who possess long hair should tie up their hair with hair net in a decent manner.

DRESS NO 14 - SMART CASUAL

14. Dress No 14 may be worn by all Male Officers and Other Ranks.

15. **Occasions when Worn.** This dress is worn for functions at messes/clubs or as ordered by the Army Headquarters, Formation Headquarters, the Colonel Commandants/ Colonel of the Regiments, Centre Commandants, Commandants of Army Training Establishments or by Commanding Officers.

16. **Order of Dress:** The order of the Dress No 14 is as stated below:

Ser	Items	Description
1.	Shirt	Light colour, Long Sleeves, Standard Collar.
2.	Trousers	Light or Dark plain colour without designs.
3.	Belt	Black/Brown with Silver Colour Buckle. Belt to be the same colour of the Shoes.
4.	Socks	Same colour of the Trousers.
5.	Footwear	Shoes Black/Brown Leather, rounded toe, Plain design with Lace.

Note: Ties to be worn when ordered.

RESTRICTED

DRESS NO 14 - SAREE/KANDYAN SAREE

17. Dress No 14 will be worn by all Female Officers and Other Ranks.

18. **Occasions when Worn.** This dress will be worn for functions at messes/clubs or as ordered by the Army Headquarters, Formation Headquarters, the Colonel Commandants/ Colonels of the Regiment, Centre Commandants, Commandants of Army Training Establishments or by Commanding Officers.

19. **Order of Dress.** The order of the Dress No 14 is as stated below:

Ser	Items	Description
1.	Saree	Dark Blue or as appropriate.
2.	Blouse	As appropriate.
3.	Footwear	As appropriate.

DRESS NO 14 - CASUAL

20. Dress No 14 will be worn by all Officers and Other Ranks.

21. **Occasions when Worn.** This Dress will be worn for functions at Messes/ Clubs or as ordered by the Army Headquarters, Formation Headquarters, the Colonel Commandants/ Colonel of the Regiments, Centre Commandants of Army Training Establishments or by Commanding Officers.

22. **Order of Dress.** The order of the Dress No 14 is as stated below:

Ser	Items	Description	Remarks
1.	Shirt	Short Sleeve as appropriate.	
2.	Trousers	Light or Dark colour Cotton/Denim.	Plain Colour, no design/pattern.
3.	Belt	Black/Brown with Silver Colour (D-Buckle).	Belt to be the Same Colour of Shoes.
4.	Socks	To be the same colour of Trouser.	
5.	Footwear	Black/Brown Leather/Suede Leather.	
6.	Jeans/Frocks/ Skirt/Tops	As Appropriate for Females.	

RESTRICTED

DRESS NO 15 - FOR PATIENTS AND DISABLED PERSONNEL

23. Dress No 15 will be worn by all Officers and Other Ranks.

24. **Occasions when Worn.** This dress will be worn when undergoing treatment at Military Hospital/Government Hospitals/Rehabilitation Centres/Mihindu Seth Madura/ Abimansala and Ranawiru Sewana.

25. **Order of Dress.** The order of the Dress No 15 is as stated below:

Ser	Items	Description
1.	Tunic/Gown	1. Officers - Cotton with Blue strips. 2. Other Ranks - Cotton with Brown strips.
2.	Sarong	1. Officers - Cotton with Blue strips. 2. Other Ranks - Cotton with Brown strips.
3.	Footwear	As appropriate.

DRESS NO 16 - WORKING PARTY DRESS

26. Dress No 16 will be worn by all Other Ranks.

27. **Occasions when Worn.** This dress will be worn for working parties or fatigue duties within the military premises or outside as ordered by the Army Headquarters, Formation Headquarters, Colonel Commandants/Colonel of the Regiments, Centre Commandants, Commandants of Army Training Establishments or by Commanding Officers.

28. **Order of Dress.** The order of the Dress No 16 is as stated below:

Ser	Items	Description	Remarks
1.	T-shirt	Olive Green/Camouflage/Regimental Pattern Collarless T-shirt.	Should tuck inside the Bottom.
2.	Bottom	Black/Dark Blue/Regimental Pattern Tracksuit Bottoms.	Plain Colour, no design/pattern.
3.	Socks	Olive Green.	
4.	Footwear	Jogging/Sport Shoes Other Rank patterns or Boot Wellington moulded Black rubber (Gum Boot).	

RESTRICTED

DRESS NO 17 - PHYSICAL TRAINING INSTRUCTOR DRESS

29. Physical Training Instructor dress is worn only at the morning Physical Training parade/Tests by the qualified Physical Training Instructors. Other than in the Physical Training Parades/Tests, these instructors are not permitted to wear this dress.

30. **Order of Dress.** The order of the Dress No 17 is as stated below:

Ser	Items	Description
1.	Shirt	White polyester Short Sleeve Standard Collar.
2.	Trouser	White polyester, Slant Pocket, one Cash Pocket except Female.
3.	Footwear	White Centre Coat pattern.
4.	Socks	White.

Note: Authorized T-shirts, sports jacket and truck bottom will be worn for evening parades as ordered.

(INTENTIONALLY BLANK)

RESTRICTED

CHAPTER NINE


BADGE REGULATIONS

1. Badges and Tags that are authorized to be worn by all Officers and Other Ranks of the Sri Lanka Army are described in this chapter. Except the Badges and Tags introduced in this chapter, any other unauthorized Badge or Tag should not be worn. Authorization of the Army Advisory Board should be sought for amendments or introduction of any Badge to this Regulation. The badges illustrated under these Regulations except the cloth badges should be worn with Regimental colour backings. All badges worn by the Officers and Other Ranks in the Army are categorized as follows:

- a. National Flag.
- b. Regimental Identification Badges.
- c. Formation Badges.
- c. Training School Badges.
- d. Qualification Badges.
- e. Pre-service and Service Appraisal Badges.


NATIONAL FLAG

2. The badge of National Flag is authorised to be worn on the left arm, below Shoulder Tags and above the badges of rank and Special Forces course badge during overseas service, visits and training courses.



REGIMENTAL IDENTIFICATION BADGES

3. Regimental Identification Badges should be worn above the right pocket of the uniform. All Officers and Other Ranks under the following sub headings should wear this Regimental Identification Badge unless otherwise instructed:



**MECHANIZED INFANTRY
REGIMENT**



COMMANDO REGIMENT



SPECIAL FORCE REGIMENT

All Officers and Other Ranks who are qualified in the Special Forces training and who are in operational strength of Special Forces should wear this on the left shoulder of the shirtsleeve. Those who are not in the operational strength of Special Forces cannot wear this badge.



MILITARY INTELLIGENCE CORPS



**SERVICE REGIMENT BADGE FOR
CORPS OF ENGINEER SERVICES,
SRI LANKA ARMY SERVICE
CORPS, SRI LANKA ARMY
MEDICAL CORPS, SRI LANKA
ARMY ORDINANCE CORPS, SRI
LANKA ELECTRICAL AND
MECHANICAL ENGINEERS, SRI
LANKA CORPS OF MILITARY
POLICE AND SRI LANKA ARMY
GENERAL SERVICE CORPS**

SRI LANKA NATIONAL GUARD



FORMATION BADGES

4. All Officers and Other Ranks will wear Formation Badges on the left shoulder of the shirt sleeve while serving in respective formations. Size will be 6 cm wide and 7 cm high.

a. **Army Headquarters Formation Badge.** All Officers and Other Ranks serving in all Branches and Directorates under command to the Army Headquarters, Chief Field Engineer Headquarters, Chief Signal Officer Headquarters, Independent Brigade Headquarters, Army Headquarter Battalion, Senior Security Coordinating Office, Army Hospital Narahenpita, Independent Squadrons, Ranaviru Seva Authority, Senehasa Education Center, Seva Vanitha Branch, Nelum Pokuna Theatre, Commander Security Unit, Army Headquarter Provost Company, Army Headquarter Bomb Disposal Unit, Officers/WOs Mess, Army Industrial Workshop, Army Bands No 1, 2, 3, Ranaviru Resources Centre should wear this badge.



b. **Sri Lanka Army Volunteer Force Badge.** The following badge should be worn by all Officers and Other Ranks who are serving at Sri Lanka Army Volunteer Force Headquarters:



RESTRICTED

c. **Security Forces Headquarters Badges.** Army Commander's Reserve Strike Force, Security Forces Headquarters and Forward Maintenance Areas, Division Headquarters, Brigade Headquarters, Battalions/Units, Army Field Hospitals, Regimental Centres, Army Workshops, Independent Squadrons, Ranaviru Sevana, Abhimansala, Ranaviru Apparels, Ordinance Stores, Holiday Bungalows, Defence Services Schools, Mihidu Seth Madura, Welfare Shops and Training Schools which are not under Army Training Command should wear the following Formation Badges of SFHQs that they are under command to:




d. **Army Training Command Badge.** Following badge should be worn by all Officers and Other Ranks serving in the Army Training Command Headquarters and Army Training Schools under it. Tri-forces Training Schools under direct administration of the Ministry of Defence do not require formation badges. Officers and Other Ranks serving in Regimental Training Schools will wear the respective Security Force Formation Badge of the area where the Training School is located:



e. **Logistic Command Headquarters Badge.** Officers and Other Ranks serving in the Army Log Commander Headquarters should wear the following badge:




f. **Air Mobile Brigade.** All Officers and Other Ranks while serving under the Air Mobile Brigade should wear the following badge on left shoulder of the shirtsleeve:



TRAINING SCHOOL BADGES

TRI- SERVICES TRAINING SCHOOLS

5. Officers and Other Ranks serving in the following Tri Service Training Institutions are authorized to wear these Badges above the right pocket of the shirt. Only the Commandants are authorized to wear those badges even after relinquishing the appointments:



TRAINING SCHOOLS UNDER ARMY TRAINING COMMAND

6. Officers and Other Ranks serving in the following Army Training Schools are authorized to wear these Badges above the right pocket of the shirt. Only the Commandants are authorized to wear those badges even after relinquishing the appointments:

SRI LANKA MILITARY ACADEMY
DIYATALAWA



OFFICER CAREER
DEVELOPMENT CENTRE
BUTTALA




ARMY TRAINING SCHOOL
MADURUOYA



INFANTRY TRAINING CENTRE
MINNERIYA



COMBAT TRAINING SCHOOL
AMPARA



ARMY PHYSICAL TRAINING
SCHOOL
PANAGODA




VOLUNTEER FORCE TRAINING
SCHOOL
DIYATALAWA



MARKSMANSHIP AND SNIPER
TRAINING SCHOOL
DIYATALAWA



RESTRICTED



TRAINING SCHOOLS ADMINISTERED UNDER ARMY HEADQUARTERS

7. Ranviru Sampath Kendraya – Following badge should be worn by Officers/Other Ranks serving in the Ranviru Sampath Kendraya:




REGIMENTAL TRAINING SCHOOLS

8. Officers and Other Ranks serving in the following Regimental Training Schools are authorized to wear these Badges above the right pocket of the shirt only during their tenure of service:

ARMoured CORPS TRAINING
CENTRE
KALATHTHEWA



SRI LANKA ARTILLERY
TRAINING SCHOOL
MINNERIYA



SRI LANKA ENGINEER TRAINING
SCHOOL
EMBILIPITIYA



SRI LANKA SIGNAL CORPS
TRAINING SCHOOL
BOOWELIKADA



MECHANIZED INFANTRY
REGIMENT
TRAINING SCHOOL PERIYAKATTU



COMMANDO REGIMENT TRAINING
SCHOOL
UVA KUDA OYA



SCHOOL OF SPECIAL FORCE
MADURUOYA



SCHOOL OF INTELLIGENCE
REGIMENTAL
PALAWATTA



SCHOOL OF ENGINEERING
SERVICE CORPS
TALAWA



SRI LANKA ARMY SERVICE
CORPS
TRAINING SCHOOL - TISAWEWA



SRI LANKA ARMY MEDICAL
CORPS TRAINING SCHOOL
ANURADHAPURA



SCHOOL OF ORDINANCE
DOMBAGODA



SCHOOL OF ELECTRICAL AND
MECHANICAL ENGINEERS
GANNORUWA



SCHOOL OF MILITARY POLICE
MINNERIYA



SRI LANKA ARMY GENERAL
SERVICE CORPS
TRAINING SCHOOL - KUTTIGALA



AIR MOBILE BRIGADE TRAINING
SCHOOL
THANTHIRIMALE





QUALIFICATION BADGES

9. Qualification Badges are divided into three categories and those should only be worn by the Officers and Other Ranks who are qualified according to merit and the qualification they obtained. Wearing of badges without relevant qualifications is a punishable offence.

- a. Qualification Badges common to all Regiments.
- b. Qualification Badges of respective Regiments.
- c. Trade Qualification Badges.

QUALIFICATION BADGES COMMON TO ALL REGIMENTS



MARKSMANSHIP



UNIT COACH COURSE



SNIPER
COURSE



ASSISTANT PTI
COURSE



ADVANCED PTI COURSE
OFFICER



ADVANCED PTI COURSE
OTHER RANKS



AIR ASSAULT
COURSE



LIGHT MACHINE GUN
MARKSMANSHIP




JUNIOR INSTRUCTOR
COURSE






SPECIAL
COMMANDO





RESTRICTED









REGIMENTAL QUALIFICATION BADGES

SRI LANKA ARMOURED CORPS - OFFICERS		
INSTRUCTOR ARMAMENT	INSTRUCTOR AUTOMOTIVE	INSTRUCTOR COMMUNICATION
		


SRI LANKA ARMOURED CORPS AND MECHANIZED INFANTRY REGIMENT - OTHER RANKS	
GUNNER OPERATOR - CLASS I	ARMOURED VEHICLE DRIVER - CLASS I
	

RESTRICTED

SRI LANKA ARTILLERY		
INSTRUCTOR IN GUNNERY	ASSISTANT INSTRUCTOR IN GUNNERY	OP OFFICER / MORTAR FIRE CONTROLLER
		
LOCATING COURSE	SURVEY COURSE	LAYER COURSE
		

SRI LANKA ENGINEERS		
EXPLOSIVE ORDNANCE DISPOSAL COURSE	HUMANITARIAN DE-MINING	CHEMICAL BIOLOGICAL RADIOLOGICAL & NUCLEAR
		



SRI LANKA SIGNALS


BADGES COMMON TO COMMANDO REGIMENT AND SPECIAL FORCES		
BASIC PARACHUTE AND RIGGER	BASIC PARACHUTE AND JUMP MASTER	BASIC PARACHUTE, RIGGER & JUMP MASTER
		
TRACKER COURSE	LONG RANGE RECONNAISSANCE PATROL COURSE	
		

COMMANDO REGIMENT	
COMMANDO COURSE	ANTI-TERRORIST AND HOSTAGE RELEASE COURSE
	

SPECIAL FORCES		
SPECIAL FORCES COURSE	COMBAT RIDER COURSE	SURVIVAL, ESCAPE, EVASION AND COMBAT TRACKING COURSE
		

COMMAND AND STAFF COURSE BADGE






<p align="center">OFFICERS QUALIFIED IN THE COMMAND AND STAFF COURSE AND SERVING/SERVED AS DIRECTING STAFF</p>	<p align="center">OFFICERS QUALIFIED IN THE COMMAND AND STAFF COURSE</p>
	

TRADE QUALIFICATION BADGES







10. Trade/Professional Qualification Badges are divided into two categories, as Badges Common to all Regiments and Badges limited only for the respective Regiments. All those qualification badges are designed on metal/plastic and to be worn on the right side of the right pocket flap of the uniform.

<p align="center">TRADE QUALIFICATION BADGES COMMON TO ALL REGIMENTS</p>		
<p align="center">MOTOR TRANSPORT OFFICER COURSE</p>	<p align="center">ARMOURED BUFILE COURSE</p>	<p align="center">CLERK COURSE</p>
		
<p align="center">DRIVER COURSE</p>	<p align="center">STORE MAN COURSE</p>	<p align="center">BAKERY COURSE</p>
		
<p align="center">COOK COURSE</p>	<p align="center">FIRE FIGHTER COURSE</p>	<p align="center">UNICORN COURSE</p>
		

RESTRICTED

BASIC BAND COURSE	TRUMPET COURSE	BUGLER COURSE
		
DRUM COURSE	METHOD OF INSTRUCTION COURSE	
		



REGIMENTAL TRADE BADGES

SRI LANKA ARMY MEDICAL CORPS		
SCHOOL DENTAL THERAPIST	NURSING	PUBLIC HEALTH INSPECTOR
		
DISPENSER	PHARMACIST	OPERATION THEATRE TECHNICIAN
		

RESTRICTED

RADIOLOGICAL TECHNOLOGIST	MEDICAL LABORATORY TECHNOLOGIST	ELECTRO CARDIOGRAPHY TECHNICIAN
		
ARMY HEALTH INSPECTOR	PHYSIOTHERAPIST/ OCCUPATION THERAPIST	PROSTHETIST AND ORTHOTIST
		
OPHTHALMIC TECHNOLOGIST	ELECTRO ENCEPHALOGRAPH TECHNICIAN	DENTAL TECHNICIAN/ DENTAL SURGERY ASSISTANT
		




Note: Nursing Badge and Public Health Inspector Badge can be worn even by Officers of SLAMC.

SRI LANKA ARMY ORDNANCE CORPS	
ARMAMENT AND AMMUNITION TECHNICAL OFFICER/ AMMUNITION TECHNICAL OFFICER	AMMUNITION TECHNICAL BADGE (OTHER RANKS)
	


SERVICE APPRAISAL AND PRE SERVICE BADGES


11. **Service Appraisal Badges.** Service Appraisal Badges are designed to appraise the services rendered to Commando and Special Forces Regiments while in and out of the Operational Strength. This badge should be worn on the box pleat of right pocket below the Command and Staff Course Badge.

COMMANDO REGIMENT		
GOLD FOR MORE THAN 15 YEARS OF SERVICE	SILVER FOR 10 - 15 YEARS OF SERVICE	BRONZE FOR 05 - 10 YEARS OF SERVICE
		

SPECIAL FORCES		
GOLD FOR MORE THAN 15 YEARS OF SERVICE	SILVER FOR 10 - 15 YEARS OF SERVICE	BRONZE FOR 05 - 10 YEARS OF SERVICE
		






12. **Pre - Services Badge.** Pre - Services Badge is worn on the left side of right pocket flap.

AIR MOBILE BRIGADE	
<p>Officers and Other Ranks who have served not less than two years in Air Mobile Brigade are authorized to wear on left side of the right pocket flap</p>	

SPECIAL FORCES	
<p>Officers and Other Ranks who have served not less than two years in Special Force operational strength and returned to Mother Unit or out of Operational Strength are authorized to wear on left side of the right pocket flap</p>	

GOOD CONDUCT BADGE

13. The Good Conduct Badge is awarded to Other Ranks of the Regular Force of the Army every four years and to be worn in the centre of right pocket flap.

AFTER 4 YEARS OF SERVICE	AFTER 8 YEARS OF SERVICE	AFTER 12 YEARS OF SERVICE	AFTER 16 YEARS OF SERVICE	AFTER 20 YEARS OF SERVICE
				

SHOULDER TAGS

14. Only following Shoulder Tags are to be worn.

15. As a rule the size of all badges will be 3cm x 2cm except for Parachute and Missile Course Badges.

RESTRICTED

ORDER OF BADGES

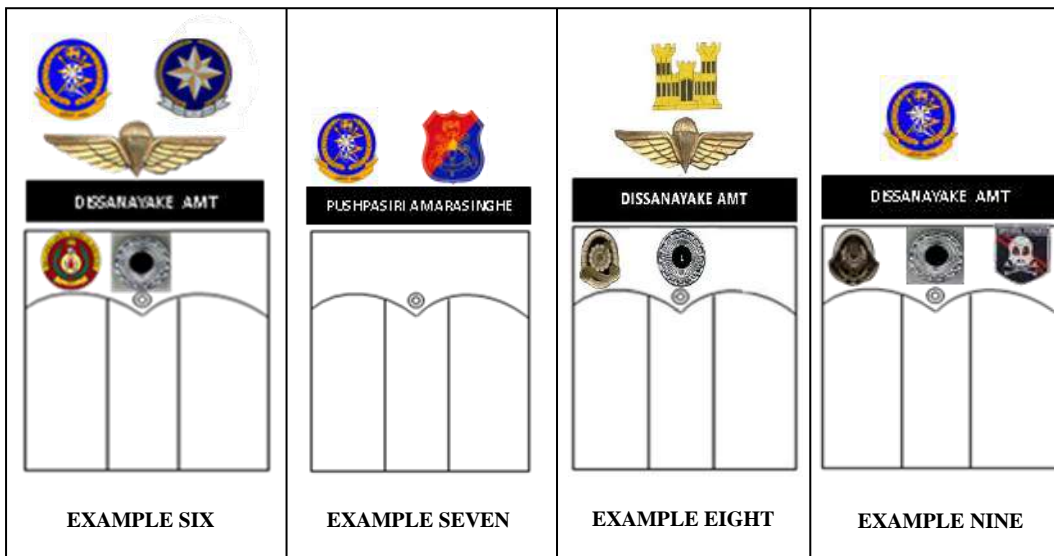
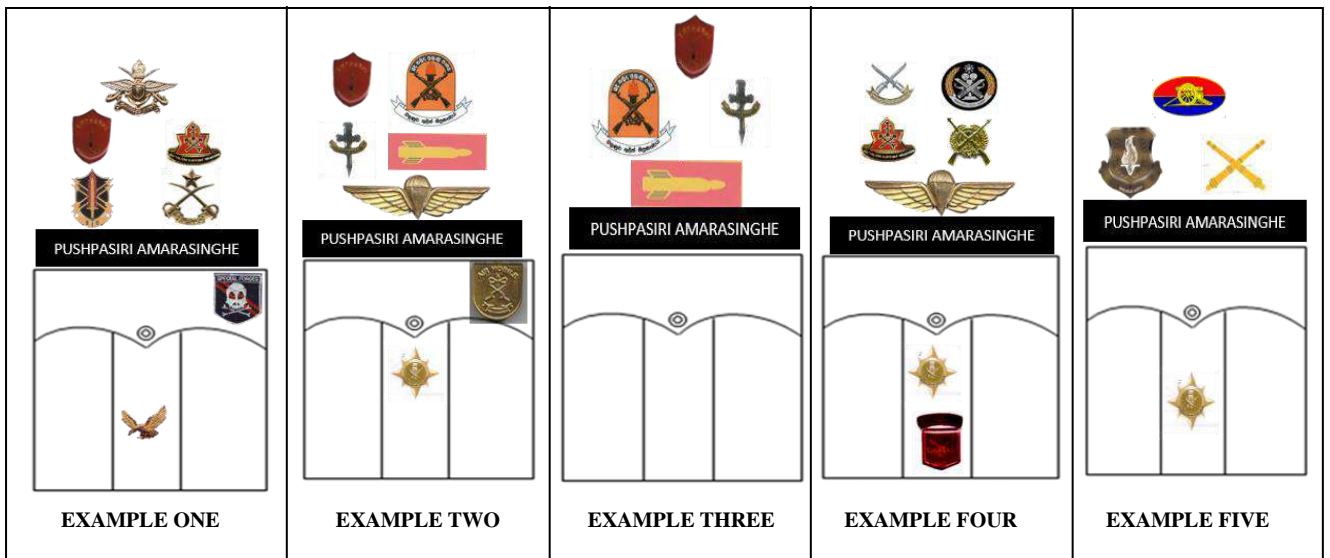

16. Maximum of five badges including the Regiment Identification Badge should be worn above the right pocket of the uniform shirt on the following seniority:

- a. Kotelawala Defence University Badge.
- b. Defence Services Command and Staff College Badge.
- c. Language Training School Badge.
- d. Regimental Identification Badges.
- e. Training School Badges.
- f. Qualification Badges.
 - (1) Parachute Course.
 - (2) Battalion Support Weapons Course.
 - (3) Counter Insurgency and Jungle Warfare Course.
 - (4) Special Infantry Operation Training.
 - (5) Missile Course.
 - (6) Drill Instructor.
 - (7) Marksmanship Badge/Unit Coach Course.
 - (8) Sniper.
 - (9) Advance/Assistant Physical Instructor.
 - (10) Air Assault Course.
 - (11) Light Machine Gun Marksmanship Course.
 - (12) Junior Instructor.
 - (13) Special Commando.
 - (14) SNCO/NCO Leadership and Career Development Course.
 - (15) Qualification Badges of SLAC, SLA, SLE, SLSC, MIR, CR and SF.

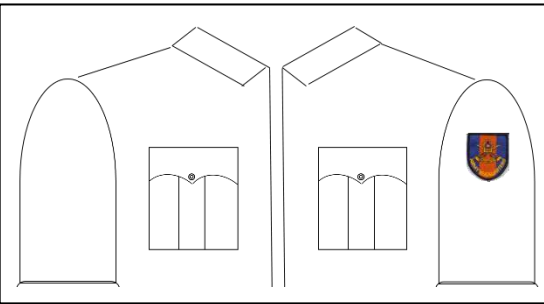
WEARING BADGES ON UNIFORM

ABOVE THE RIGHT POCKET OF UNIFORM

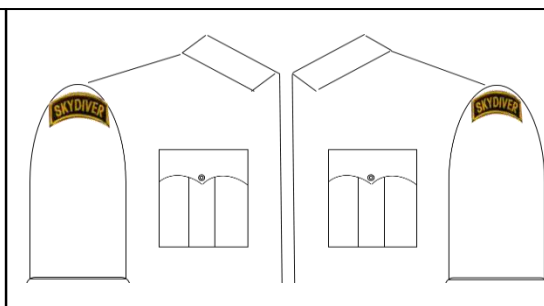
Regimental Identification Badges, Training School Badges and Qualification Badges should be worn above the right pocket of the uniform. The seniority of wearing badges will be as in paragraph 16 except for Parachute course badge and Missile Course Badge.



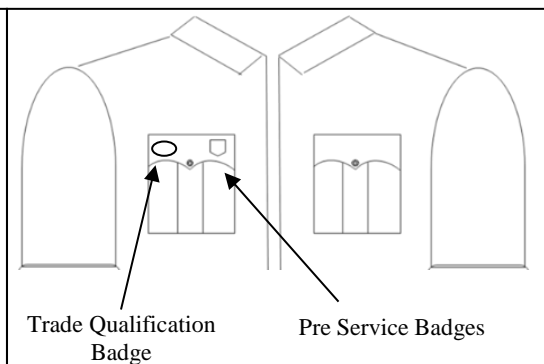
UPPER ARM OF THE LEFT HAND OF UNIFORM

<p>All Formation Badges, Special Forces and Airmobile embroidered badges should be worn on the upper arm of the left hand of the uniform shirt.</p>	 The diagram shows two line drawings of a uniform shirt. The left drawing shows a plain shirt. The right drawing shows a shirt with a crest on the upper left arm, representing a formation badge.
---	--

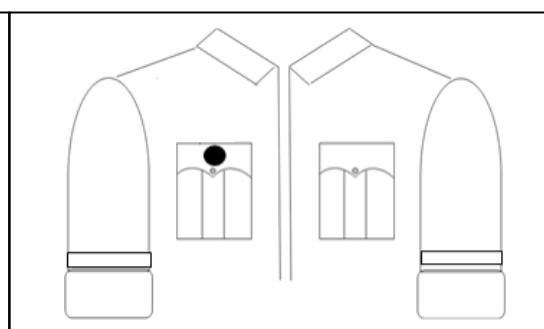
ON THE SHOULDER OF THE UNIFORM SHIRT (SHOULDER TAG)

<p>Only Airmobile, Commando, Special Forces, Ranger and Sky Diver shoulder tags are worn.</p>	 The diagram shows two line drawings of a uniform shirt. The left drawing shows a shirt with a 'SKYDIVER' tag on the left shoulder. The right drawing shows a shirt with a 'SKYDIVER' tag on the right shoulder.
---	--

FLAP OF RIGHT POCKET ON THE UNIFORM

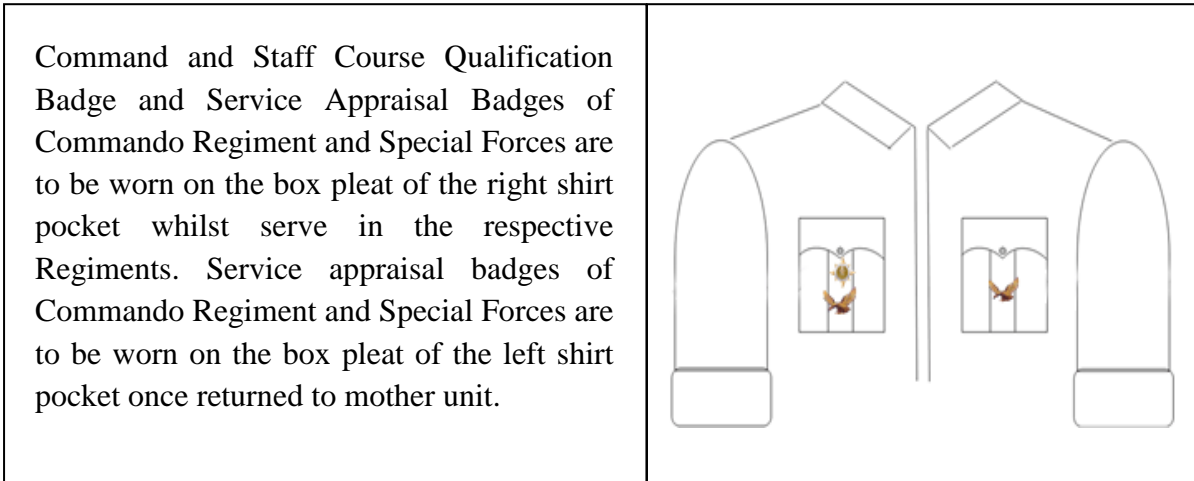
<p>Pre Service Badges of Airmobile Brigade and Special Forces Regiment on the left corner of the flap and Trade Qualification Badges on the right corner of the flap.</p>	 The diagram shows two line drawings of a uniform shirt. The left drawing shows a shirt with a trade qualification badge on the left corner and pre-service badges on the right corner of the right pocket flap. Arrows point from the text labels below to these specific badge positions.
---	---

CENTRE OF THE FLAP OF RIGHT POCKET OF THE UNIFORM

<p>Good Conduct Badge of all Regular Other Ranks</p>	 The diagram shows two line drawings of a uniform shirt. The left drawing shows a shirt with a good conduct badge (represented by a black circle) on the center of the right pocket flap.
--	---

RESTRICTED

BELOW THE BUTTON OF THE POCKET OF UNIFORM SHIRT



MINIATURE BADGES

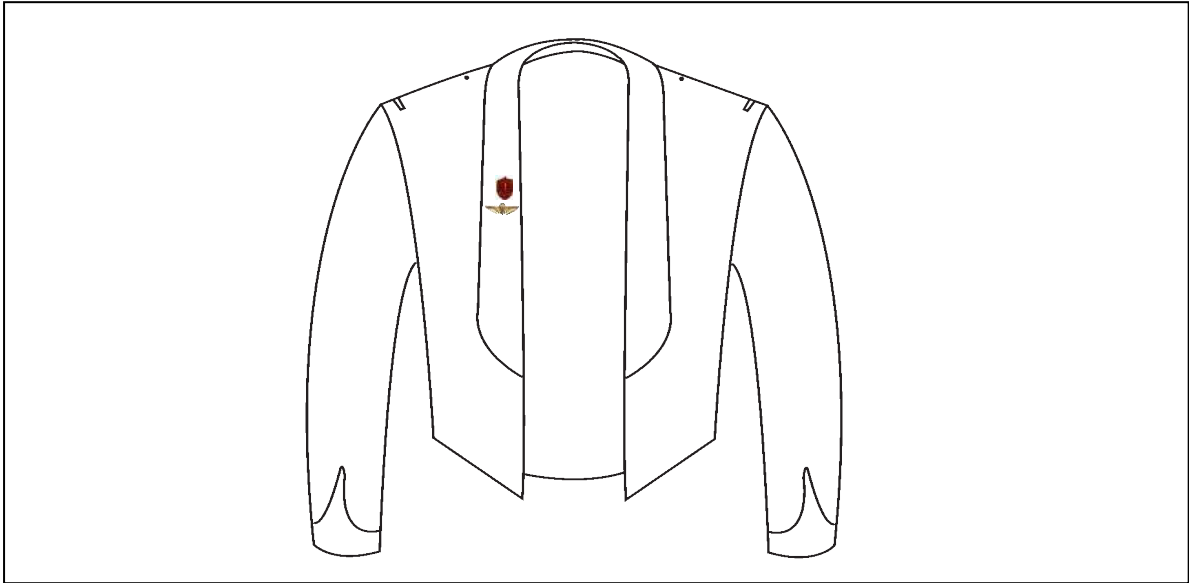
WEARING OF MINIATURE BADGES ON UNIFORM

17. Miniatures of the following Badges are authorized to be worn on the chest or on lapels of Dress No 2. Maximum of five miniature badges including Regimental Identification:

- a. Regimental Identification Badge.
- b. Parachute Badge.
- c. Battalion Support Weapons Course Badge.
- d. Counter Insurgency and Jungle Warfare Course Badge.
- e. Drill Instructor Badge.
- f. Marksmanship Weapon Course Badge.
- g. Sniper Badge.
- h. Advance/Assistant Physical Instructor Badge.
- i. Junior Instructor Badge.
- j. Special Commando Badge.
- k. SNCO/NCO Leadership and Career Development Course Badge.
- l. Defence Services Command and Staff College Qualification Badge.



RESTRICTED

18. Badges will be worn on the lapels of Dress No 2 Mess Dress. On close collar jackets which do not have lapels, badges will be worn on right side chest of the jacket. Miniatures of the Regimental Identification Badges may be worn on the lapel of the blazer when attending events organized by the Army or the Defence Services.



PATTERNS OF MINIATURE REGIMENTAL IDENTIFICATION BADGES

19. Regimental Identification Badges should be worn above the right pocket of the uniform. All Officers and Other Ranks under the following sub heading should wear this Regimental Identification Badge unless otherwise instructed:



RESTRICTED

SRI LANKA LIGHT INFANTRY, SRI LANKA SINHA REGIMENT, GEMUNU WATCH, GAJABA REGIMENT, VIJAYABAHU INFANTRY REGIMENT



MECHANIZED INFANTRY REGIMENT



COMMANDO REGIMENT



SPECIAL FORCES

Only Officers and Other Ranks who are qualified in the Special Forces training and those who are in operational strength of Special Forces should wear this Badge with the Dress No 2.



MILITARY INTELLIGENCE CORPS



SERVICE REGIMENT BADGE FOR CORPS OF ENGINEER SERVICES, SRI LANKA ARMY SERVICE CORPS, SRI LANKA ARMY MEDICAL CORPS, SRI LANKA ARMY ORDNANCE CORPS, SRI LANKA ELECTRICAL AND MECHANICAL ENGINEERS, SRI LANKA CORPS OF MILITARY POLICE AND SRI LANKA ARMY GENERAL SERVICE CORPS

SRI LANKA NATIONAL GUARD



RESTRICTED

PATTERN OF BADGES AS PER UNIFORMS

Ser	Types of Dress	Regimental Identification Badges	Formation Badges	Training School Badges	Qualification Badges	Pre Services and Services Appraisal Badges	Shoulder Tags
1.	No 1	Metal/Plastic	No	Metal/Plastic	Metal/Plastic	Metal/Plastic	Embroidered (Gold Colour)
2.	No 2	Metal/Plastic	No	No	Metal/Plastic miniature	No	No
3.	No 2A	Metal/Plastic	No	Metal/Plastic	Metal/Plastic	Metal/Plastic	Embroidered (Gold Colour)
4.	No 3 & 3A	Metal/Plastic	No	Metal/Plastic	Metal/Plastic	Metal/Plastic	Embroidered (Gold Colour)
5.	No 4 & 4A	Metal/Plastic	Embroidered	Metal/Plastic	Metal/Plastic	Metal/Plastic	Embroidered (Gold Colour)
6.	No 5 & 5A	Metal/Plastic	Embroidered	Metal/Plastic	Metal/Plastic	Metal/Plastic	Embroidered (Gold Colour)
7.	No 6 & 6B	Metal/Plastic	Embroidered	Metal/Plastic	Metal/Plastic	Metal/Plastic	Embroidered (Gold Colour)
8.	No 6A	Metal/Plastic	Embroidered	Metal/Plastic	Metal/Plastic	Metal/Plastic	Embroidered (Gold Colour)
9.	No 7	Embroidered (Field)	Embroidered (Field) (Except AHQ Formation Badge)	Embroidered (Field)	Embroidered (Field)	Embroidered (Field)	Embroidered (Field)
10.	No 8	Embroidered (Field)	Embroidered (Field) (Except AHQ Formation Badge)	Embroidered (Field)	Embroidered (Field)	Embroidered (Field)	Embroidered (Field)

(Intentionally Blank)

RESTRICTED

CHAPTER TEN

MILITARY INSIGNIA

1. Badges of Rank will be worn by all Officers and Other Ranks as specified in respective Order of Dresses in these Regulations.
2. Badges of ranks of Officers will always be worn on epaulettes.
3. Any Officer or Other Rank will not wear Badges of Rank, either higher or lower than his or her own.

REGIMENTAL OR CORPS COLOURS

4. Backing of specified Regimental or Corps colour may be worn under Officers Metal Badges of Rank, trimmed to the size of the Badge. Authorised colours of Corps/Regiments to use as backing will be as follows:

(a) Regiments/Corp		(b) Authorised Colours	
(a)	(b)	(a)	(b)
SLAC	Black	MIC	Dark Green
SLE	Scarlet	CES	Blue
SLSC	Oxford Blue	SLASC	Blue
SLLI	Red	SLAMC	Dull Cherry Red
SLSR	Green	SLAOC	Scarlet
GW	Red	SLEME	Oxford Blue
GR	Billiard Green	SLCMP	Scarlet
VIR	Maroon	SLAGSC	Scarlet
MIR	Blackish Green	SLAPC	Scarlet
CR	Maroon	SLNG	Scarlet
SF	Black		

5. The colours of Metal Badges indicating Ranks of Officers are as follows:
 - a. **Gold Colour.** SLAC, SLA, SLE, SLSC, GR, VIR, MIR, CR, SF, MIC, CES, SLAMC, SLAOC, SLCMP, SLAWC and SLRC.
 - b. **Silver Colour.** SLLI, GW, SLASC, SLAGSC, SLPC and SLNG.
 - c. **Black Colour.** SLSR.
6. Cloth Badges of Ranks will be worn during Field Exercises, Tactical Exercise Without Troops (TEWT) and with Dress No 7 and 8 and Officers will wear Embroidered Cloth Badges of Rank on appropriate full length epaulettes.

RESTRICTED

Regiments /Corp	Authorised colours	Regiments/Corps	Authorised colours
SLAC	Black	MIC	Dark Green
SLE	Scarlet	CES	Blue
SLSC	Oxford Blue	SLASC	Blue
SLLI	Red	SLAMC	Dull Cherry Red
SLSR	Green	SLAOC	Scarlet
GW	Red	SLEME	Oxford Blue
GR	Billiard Green	SLCMP	Scarlet
VIR	Maroon	SLAGSC	Scarlet
MIR	Blackish Green	SLAPC	Scarlet
CR	Maroon	SLNG	Scarlet
SF	Black		


5. The colours of Metal Badges indicating Ranks of Officers are as follows:
- a. **Gold Colour.** SLAC, SLA, SLE, SLSC, GR, VIR, MIR, CR, SF, MIC, CES, SLAMC, SLAOC, SLCMP, SLAWC and SLRC.
 - b. **Silver Colour.** SLLI, GW, SLASC, SLAGSC, SLPC and SLNG.
 - c. **Black Colour.** SLSR.
6. Cloth Badges of Ranks will be worn during Field Exercises, Tactical Exercise Without Troops (TEWT) and with Dress No 7 and 8 and Officers will wear Embroidered Cloth Badges of Rank on appropriate full length epaulettes.
7. Badges of Other Ranks will be worn as follows:
- a. **Warrant Officers.** Badges of rank on Dress No 1, 2(Male WO I and Female WO I/WO II only), 4, 4A, 6, 6A, 6B, 9 and 10 will be metal and on Dress No 1A, 2 (Male WO II), 7, 8 and 8A will be embroidered. WO I should wear Badges of rank 12 cm above the edge of sleeve of Dress No 1 and 2.
 - b. **Staff Sergeants/Colour Sergeants.** Badges of rank of National Emblem on Dress No 1A, 2, 4, 4A, 6, 6A, 6B, 9 and 10 will be Metal and on Dress No 7, 8 and 8A will be embroidered. The stripes are always made of cloth.
 - c. **Sergeants and Below.** Badges of rank of Sergeants and below for all dresses will be cloth stripes. Lower edge of the Strips should be stitched 12 cm below the shoulder of the the shirt.

CLOTH STRIPES

8. Cloth stripes for Dress No 4, 4A, 6, 6A, 6B, 7, 8, 8A, 9 and 10, Stripes of White centre welt 5 mm wide with Olive Green edging 2 mm wide by all Regiments and Corps except the following:

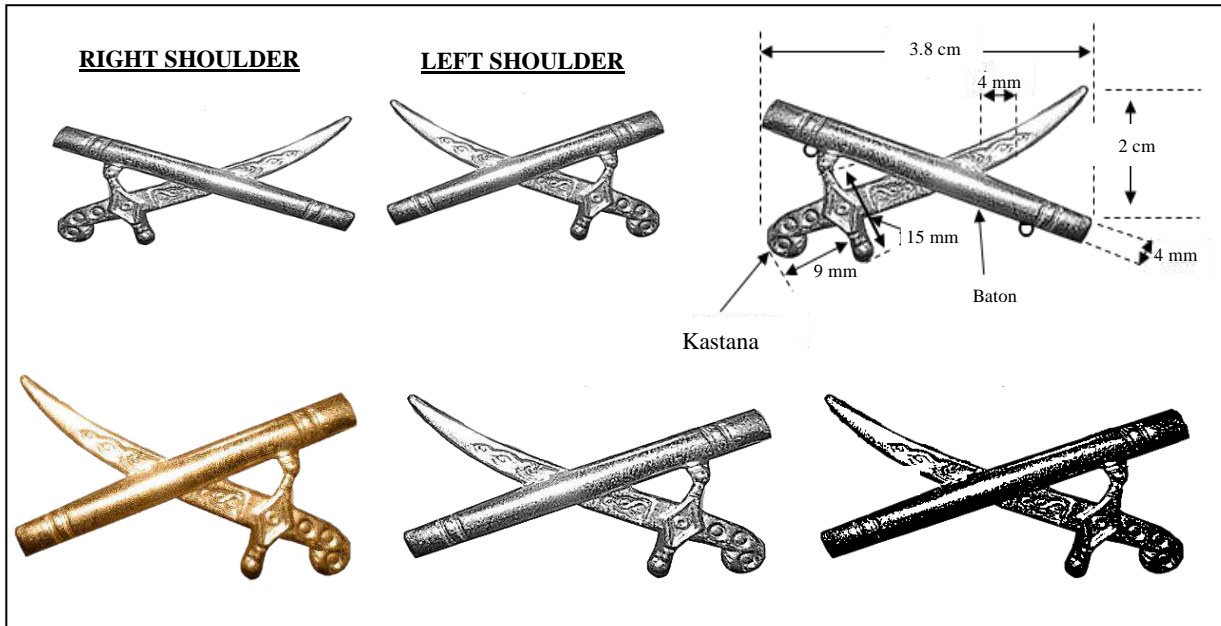
- a. SLAC - White stripes on Black edging.
- b. SLSR - Black stripes on Olive Green edging.
- c. GR - Yellow stripes on Olive Green edging.
- d. VIR - Maroon stripes on Yellow edging.

9. Cloth stripes for Dress No 1 (members of saluting battery only), No 1A (SLCMP only) and No 2, Stripes of Gold cord 5 mm wide with Scarlet edging 2 mm by all Regiments and Corps except variations indicated at Part 2 of these Regulations.

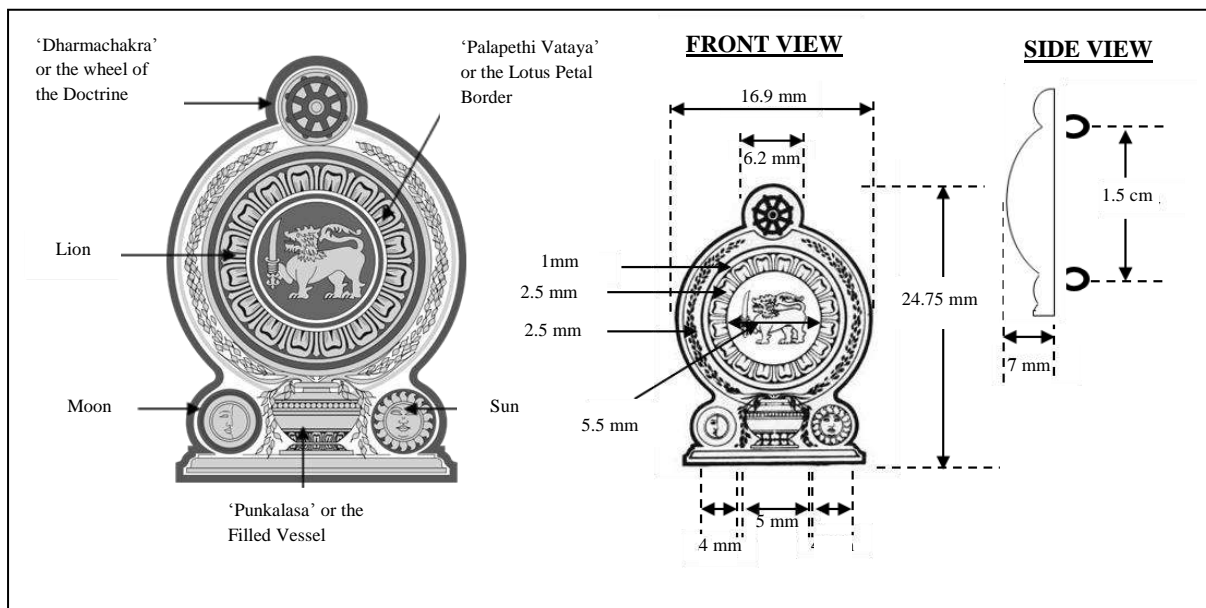



SPECIFICATIONS FOR BADGES OF RANK

10. Crossed Kastana (Ornamental Sword) and Baton Gold, Silver and Black Colour. This will be worn by Major General, General and Lieutenant General Officers.


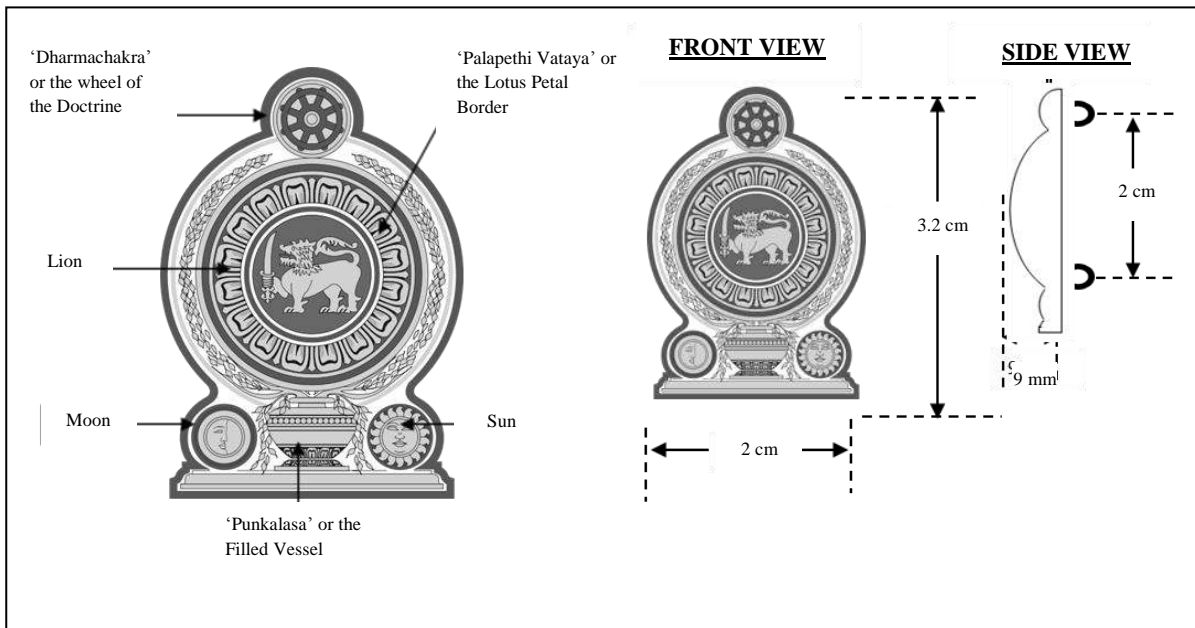


11. Gold, Silver and Black colour National Emblem for Officers. In the design, the Armorial Ensign of the Republic of Sri Lanka, comprising the 'Punkalasa' or the Filled Vessel, with the Heraldic Lion of Sri Lanka within the 'Palapeti Ratava' or the Lotus Petal Border, surmounted by the 'Dharmachakra' or the wheel of the Doctrine, the Sun in Splendour and the Moon on the right and left respectively and the Ear of Corn, signifying Prosperity, Discipline, Righteousness, Eternity and Self-sufficiency, Ornamental Swords, points uppermost, with golden hilts inlaid with diamonds and rubies, the Pommel ornamentation of a Lion's Head should be engraved on the badge front side.

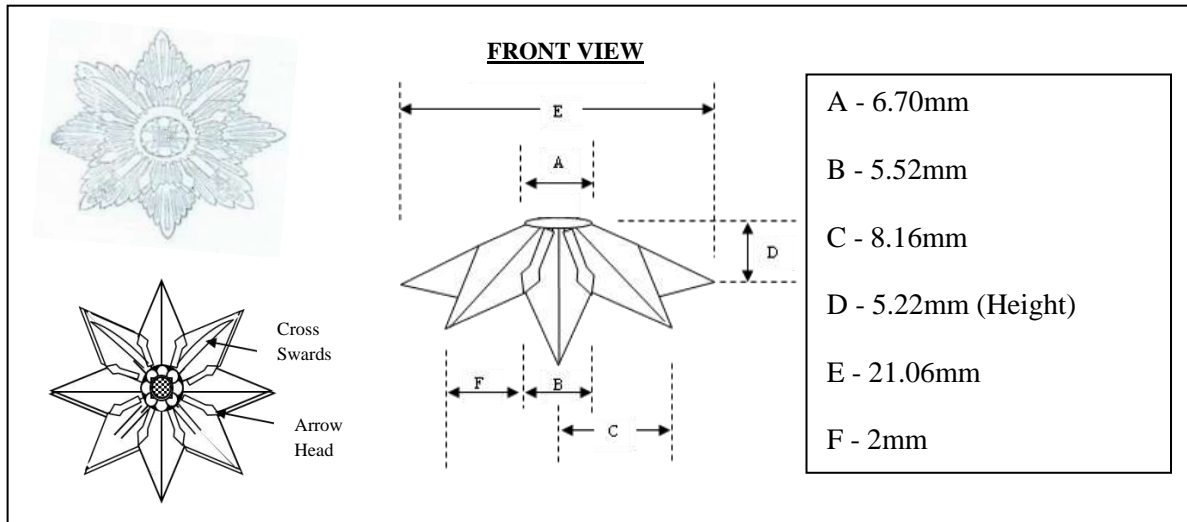




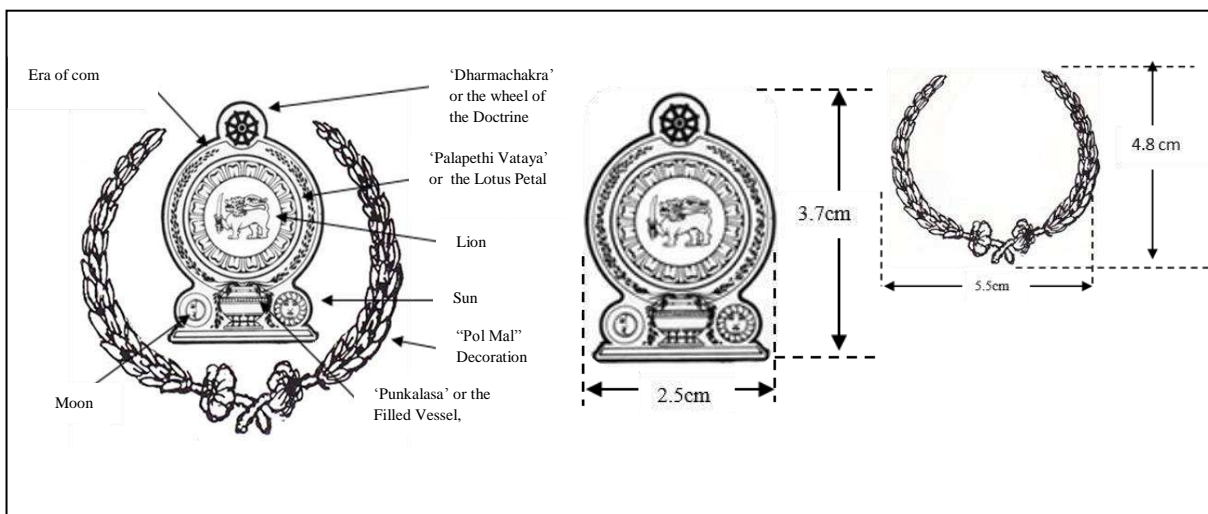
12. Gold, Silver and Black colour National Emblem for Staff Sergeants/Colour Sergeants. In the design, the Armorial Ensign of the Republic of Sri Lanka, comprising the 'Punkalasa' or the Filled Vessel, with the Heraldic Lion of Sri Lanka within the 'Palapeti Vataya' or the Lotus Petal Border, surmounted by the 'Dharmachakra' or the wheel of the Doctrine, the Sun in Splendour and the Moon on the right and left respectively and the Ear of Corn, signifying Prosperity, Discipline, Righteousness, Eternity and Self-sufficiency, Ornamental Swords, points uppermost, with golden hilts inlaid with diamonds and rubies, the Pommel ornamentation of a Lion's Head should be engraved on the badge front side.




13. Gold, Silver and Black Star for Officers.


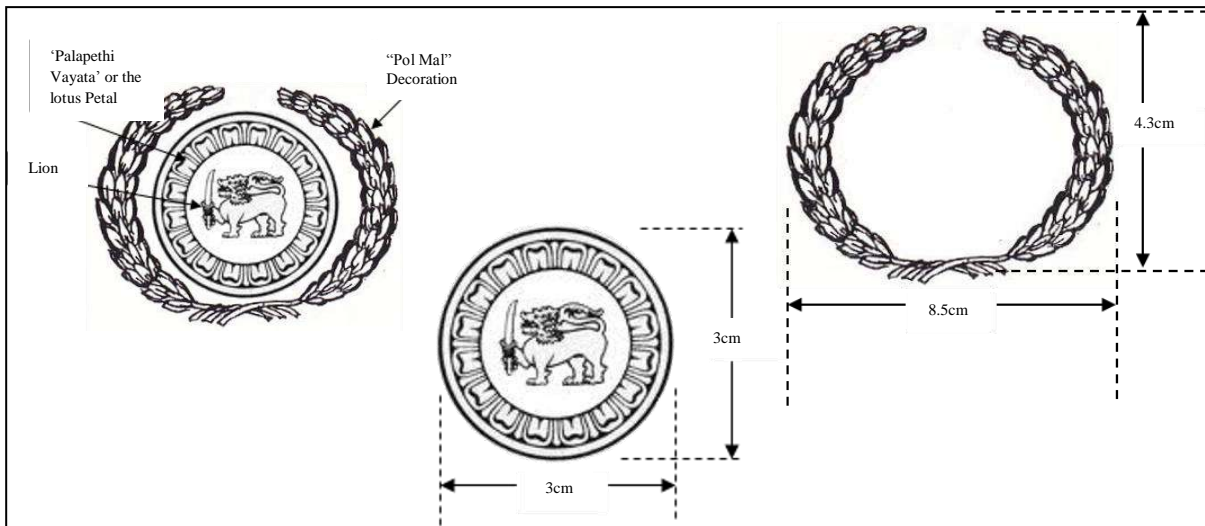


14. Gold, Silver and Black Warrant Officer Class I Badges of Rank. In the design, the Armorial Ensign of the Republic of Sri Lanka, comprising the 'Punkalasa' or the Filled Vessel, with the Heraldic Lion of Sri Lanka within the 'Palapeti Vataya' or the Lotus Petal Border, surmounted by the 'Dharmachakra' or the wheel of the Doctrine, the Sun in Splendour and the Moon on the right and left respectively and the Ear of Corn, signifying Prosperity, Discipline, Righteousness, Eternity and Self-sufficiency, Ornamental Swords, points uppermost, with golden hilts inlaid with diamonds and rubies, the Pommel ornamentation of a Lion's Head and centred within "Pol Mal" decoration, crossing only at the bottom, should be engraved on the badge front side.



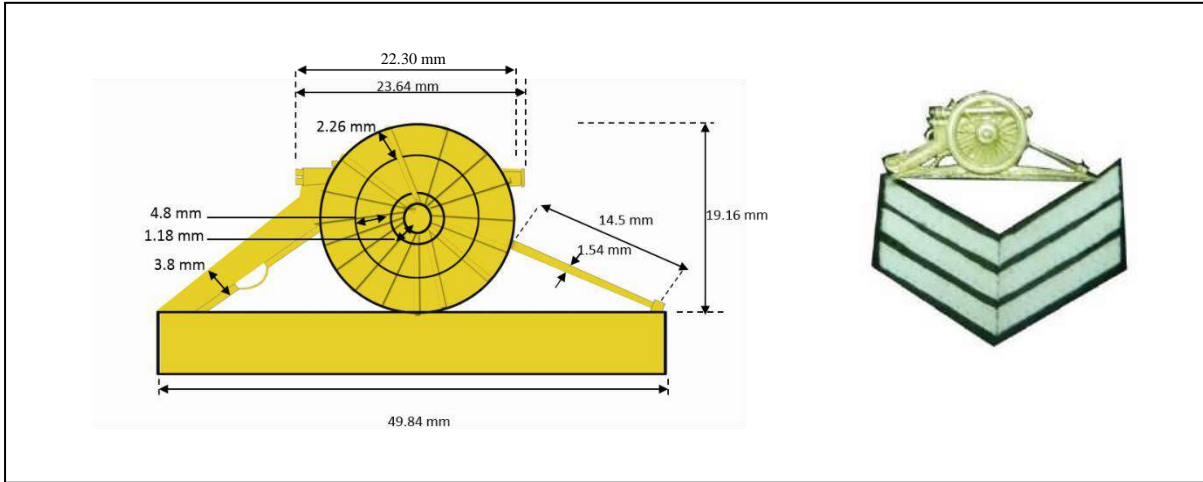


15. Gold, Silver and Black Warrant Officer Class II Badges of Rank. In the design, the Heraldic Lion of Sri Lanka within the 'Palapethi Vataya' or the Lotus petal border, Ear of Corn, signifying Prosperity, Discipline, Righteousness, Eternity and Self-sufficiency, Ornamental Swords, points uppermost, with golden hilts inlaid with diamonds and rubies, the Pommel ornamentation of a Lion's Head and centred within a "Pol Mal" decoration crossing only at the bottom, should be engraved on the badge front side.

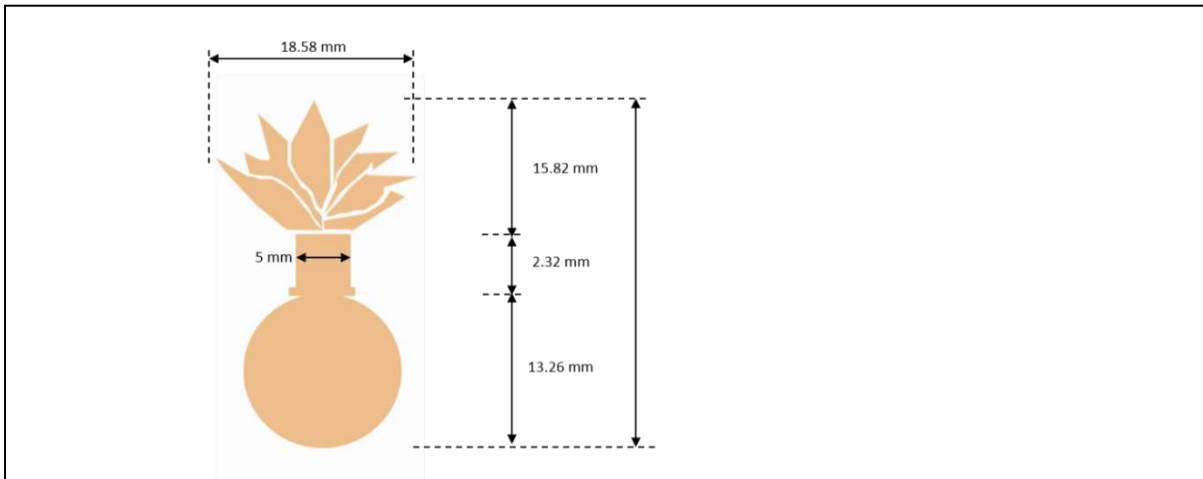


RESTRICTED

16. Arm Brass Gun Artillery for Staff Sergeant of Sri Lanka Artillery Regiment.



17. Badges Arm Engineer Regiment for Staff Sergeant of Sri Lanka Engineer Regiment.



AUTHORISATION OF MILITARY INSIGNIA AND DECORATIONS
BY HIS EXCELLENCY THE PRESIDENT

18. His Excellency the President has authorized the personnel of the Sri Lanka Army, on the use and wearing of the insignia according to the rank, as shown in schedule hereto and described in subsequent paragraphs in detail.

BADGES OF RANK FOR OFFICERS

19. To be worn on both shoulders, may be in Metal or Embroidered as specified in Dress Regulations or Army Orders.

a. **Field Martial.** Crossed Field Martial Baton circled with Ornamental Wreath of Leaves and the Armorial Ensign of the Republic of Sri Lanka.

b. **General.** Crossed Kastana (Ornamental Sword) and Baton with the Armorial Ensign of the Republic of Sri Lanka and a Star arranged as in diagram.

RESTRICTED


- c. **Lieutenant General.** Crossed Kastana (Ornamental Sword) and Baton with the Armorial Ensign of the Republic of Sri Lanka arranged as in diagram.
- d. **Major General.** Crossed Kastana (Ornamental Sword) and Baton with Star arranged as in diagram.
- e. **Brigadier.** The Armorial Ensign of the Republic of Sri Lanka and Three Stars arranged as in diagram.
- f. **Colonel.** The Armorial Ensign of the Republic of Sri Lanka and Two Stars arranged as in diagram.
- g. **Lieutenant Colonel.** The Armorial Ensign of the Republic of Sri Lanka and a Star arranged as in diagram.
- h. **Major.** The Armorial Ensign of the Republic of Sri Lanka.
- i. **Captain.** Three Stars arranged as in diagram.
- j. **Lieutenant.** Two Stars arranged as in diagram.
- k. **Second Lieutenant.** One Star.



RESTRICTED

Notes:

- a. The tip of the Kastana (Ornamental Sword) should point forward of the wearer.
- b. The tip of the crossed swords of the Star (Pips) should point towards the head of the wearer.
- c. The gaps between ranks should be 1 cm. The gap from bottom to first insignia should be 1.5 cm.



BADGES OF RANK FOR OTHER RANKS

20. To be worn may be in Metal or Embroidered as specified in Dress Regulations or Army Orders.

- a. **Warrant Officer Class I.** The Armorial Ensign of the Republic of Sri Lanka centred within a Pol Mal decoration, crossing only at the bottom arranged as in diagram. This is to be worn on the right wrist or upper sleeves.
- b. **Warrant Officer Class II.** The Heraldic Lion of Sri Lanka within the Plapeti Vataya or the Lotus petal border, centred within a Pol Mal decoration crossing only at the bottom, arranged as in diagram. This is worn on the right wrist or upper sleeves.
- c. **Staff Sergeant.** The Armorial Ensign of the Republic of Sri Lanka, centred above Three Chevrons, arranged as in diagram and worn on upper sleeve/s.
- d. **Sergeant.** Three Chevrons arranged as in diagram and worn on upper sleeve/s.
- e. **Corporal.** Two Chevrons arranged as in diagram and worn on upper sleeve/s.
- f. **Lance Corporal.** One Chevron as in diagram and worn on upper sleeve/s.

BADGES OF RANK - OTHER RANKS



Warrant Officer
Class I



Warrant Officer
Class II




Staff Sergeant/
Colour Sergeant



Sergeant




Corporal/Bombardier



Lance Corporal/
Lance Bombardier

SERGEANTS BADGES



Artillery Regiment



Engineer Regiment



Signals Regiment

21. Section 143 of the Army Act states, Every person, other than a person subject to military law, who:

a. Without lawful authority uses or wears any military decoration or medal, or medal ribbon, or any badge, wound stripe, or emblem supplied or authorized by the President or any imitation thereof which is calculated to deceive

or

b. Falsely represents himself to be a person who is or has been entitled to use or wear any such decoration, medal, or medal ribbon, badge, wound stripe, or emblem

or

RESTRICTED

c. Without lawful authority or excuse supplies or offers to supply any such decoration, medal, medal ribbon, badge, wound stripe, or emblem to any person not authorized to use or wear it shall be guilty of an offence and shall, on conviction after summary trial before a Magistrate, be liable to a fine not exceeding two hundred Rupees or to simple or rigorous imprisonment for a term not exceeding three months, provided that nothing in this section shall be deemed to prohibit the wearing or supply of any ordinary regimental badge or any brooch or ornament representing it by or to any person who is not a member of the regiment to which the badge belongs.

BADGES OF RANK - CLOTH EMBROIDERED

22. Badges of Rank Cloth Embroidered will be worn on Epaulettes with Dress No 7 and 8 by all Officers as indicated below and these will be of the same size as Badges of Rank Metal.


a. Crossed Kastana (Ornamental Sword) and Baton, Armorial Ensign of the Republic of Sri Lanka and Star of General Officers will be Gold/White embroidered with respective regiment colour edging.

b. Armorial Ensign of the Republic of Sri Lanka and Star of Brigadier and below Officers will be:


- (1) SLAC and SF - White and Black embroidered.
- (2) SLA, SLLI, GW, SLAOC, SLCMP, SLAGSC, SLAWC, SLRC, SLPC and SLNG - White and Red embroidered.
- (3) SLE, SLSC, CES and SLEME - White and Dark Blue embroidered.
- (4) SLSR, MIR and MIC - White and Dark Green embroidered.
- (5) GR - White and Light Green embroidered.
- (6) VIR and SLAMC - White and Maroon embroidered.
- (7) CR - Maroon and Black embroidered.
- (8) SLASC - White and Yellow embroidered.




White and Black Embroidered



White and Red Embroidered



White and Dark Blue Embroidered




White and Dark Green Embroidered




White and Green Embroidered



White and Maroon Embroidered



Maroon and Black Embroidered



White and Yellow Embroidered



Warrant Officer Class I







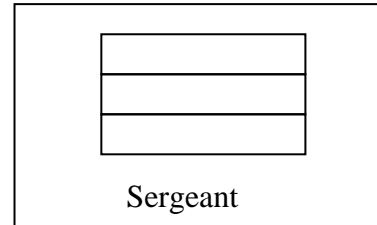
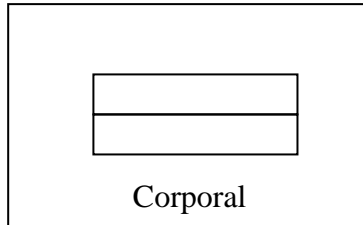
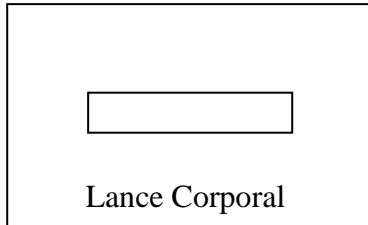
Warrant Officer Class II

23. Staff Sergeants/Colour Sergeants Armorial Ensign of Republic of Sri Lanka will be same as of the Officers embroidered rank. Cloth strips of all regiments for Dress No 7 and 8 will be as per the paragraph 8 and 9.

BADGES OF RANK FOR CADET OFFICERS

24. Under Officers will wear Gold colour ranks on their Epaulettes for Dress No 1, 2, 3 and 5. Others will wear Silver colour ranks for Dress No 1 and 3, for Dress No 2 and 5 wear White Cloth Strips or Metal Ranks.

25. All Officer Cadets will wear Black colour cloth ranks for Dress No 6 and 7.



RESTRICTED

CHAPTER ELEVEN

STAR PLATES, FLAGS/PENNANTS AND METAL PLATES

STAR PLATES

1. Star Plates will be displayed only on service vehicles bearing Army Registration numbers when the entitled Officer is actually present in the vehicle. At all other times the star plates will be kept covered with a Black Rexene cap.

2. The following rules and regulations will apply other than the above:

a. **Star Plates.**

(1) **Cars.** Right side (in front) and left side (at the rear) of the vehicle.

(2) **Jeeps.** Same as for cars.

b. **Colour.** Colour of the stars will be silver and the colour of the plates will be red.

c. **Size of Stars.** Size of the stars will be 2.75 inches and the star will be a five cornered one.

d. **Size of Plates.** Size of the plates will be as follows:

(1) Field Marshal - 18 ¼” x 4 ¼” “with five star.

(2) General - 14 ¾” x 4 ¼” with four stars.

(3) Lieutenant General - 11 ¼” x 4 ¼” with three stars.

(4) Major General - 7 ¾” x 4 ½” with two stars.

(5) Brigadier - 4 ¼” x 4 ¼” with one star.

FLAGS

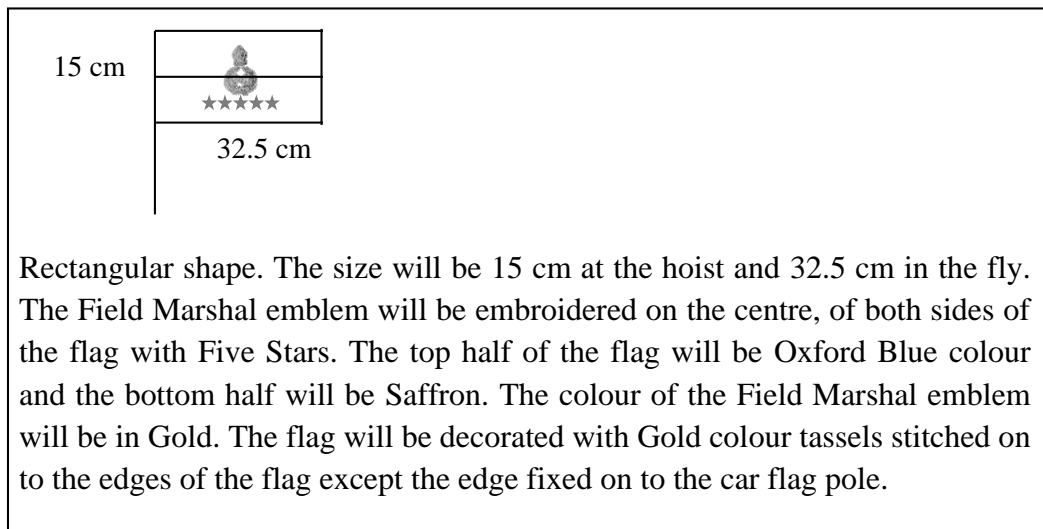
3. The following rules and regulations will apply in respect of flags flown on service vehicles by Officers in the rank of Brigadier and above:

a. A car flag may be flown by an Officer wearing civilian clothes on duty, if the Officer considers it desirable.

b. An Officer is not to fly the flag of his superior Officer when acting as his representative, but he is to fly the flag, if any, to which he is entitled.


RESTRICTED

- c. A Defence Attaché or Advisor who is also accredited as a single Service Attaché or Advisor may fly the car flag of his own Service when attending functions relating to that Service.
 - d. Only field commanders (Flag Officers - Brigadiers and above) fly flags on their cars. Flag Officers, other than Commandants of Army Training Establishments holding staff appointments do not fly flags on their cars.
 - e. The Brigade Commanders flag will be flown on his vehicle only by a Brigadier who is in Command of a Brigade.
 - f. Brigade Commanders should fly their flags on their vehicles only within their area of responsibility. Brigade Commanders may fly flags outside their area only for military ceremonial occasions.
 - g. Only the Commander of the Army's and the Field Marshal's flag will be decorated with Gold colour tassels stitched on the edges of the flag except the edge fixed onto the car flagpole.
 - h. Subject to these general rulings, commanders may limit the flying of flags when they consider the political or local circumstances in the area make it desirable to do so.
4. The following Officers are entitled to fly flags according to the specifications given under the respective appointment:
- a. **Field Marshal.**




RESTRICTED

b. **Commander of the Army.**

15 cm	
	32.5 cm


Rectangular shape. The size will be 15 cm at the hoist and 32.5 cm in the fly. The Army emblem will be embroidered on the centre, of both sides of the flag. The top and the bottom parts of the flag will be Oxford Blue and the centre part will be Saffron same as that of Army flag. The colour of the Army emblem will be Primrose Yellow. The flag will be decorated with Gold colour tassels stitched on to the edges of the flag except the edge fixed on to the car flag pole.

c. **Chief of Staff.**

15 cm	
	26 cm

Rectangular shape. The size will be 15 cm at the hoist and 26 cm in the fly. The Army Emblem will be embroidered on the centre, of both sides of the flag. The colour of the flag will be Scarlet and the colour of the Army Emblem will be Primrose Yellow.

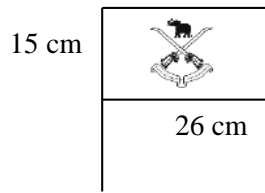
d. **Deputy Chief of Staff.**

15 cm	
	26 cm

Rectangular shape. The size will be 15 cm at the hoist and 26 cm in the fly. The Army Emblem will be embroidered on the centre, of both sides of the flag. The colour of the flag will be Saffron and the colour of the Army Emblem will be Primrose Yellow.

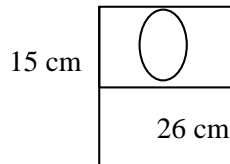
RESTRICTED

e. **Commandant Sri Lanka Army Volunteer Force.**



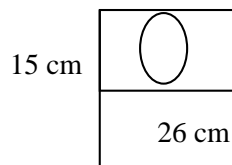
Rectangular shape. The size will be 15 cm at the hoist and 26 cm in the fly. Sri Lanka Army Volunteer Force Emblem will be embroidered on the centre, of both sides of the flag. The colour of the flag and emblem will be the same as that of Sri Lanka Army Volunteer Force flag.

f. **Security Force Commander.**



Rectangle shape. The size will be 15 cm at the hoist and 26 cm in the fly. The emblem of the Security Force Headquarters will be embroidered on the centre of both sides of the flag. The colour of the flag and emblem will be the same as that of relevant Security Force Headquarters flag.

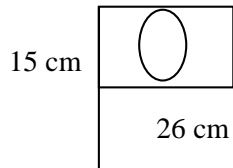
g. **Commander Army Training Command.**



Rectangle shape. The size will be 15 cm at the hoist and 26 cm in the fly. The emblem of the Army Training Command will be embroidered on the centre of both sides of the flag. The colour of the flag and emblem will be the same as that of Army Training Command flag.

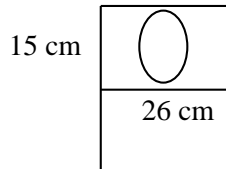
RESTRICTED

h. **Logistic Commander.**



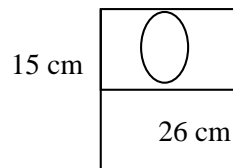
Rectangle shape. The size will be 15 cm at the hoist and 26 cm in the fly. The emblem of the Logistic Command will be embroidered on the centre of both sides of the flag. The colour of the flag and emblem will be the same as that of Logistic Command flag.

i. **Colonel of the Regiment /Colonel Commandant.**



Rectangular shape. The size will be 15 cm at the hoist and 26 cm in the fly. Emblem of the Regiment/Corps will be embroidered on the centre of both sides of the flag. The colour of the flag and emblem will be the same as that of relevant Regiment/Corps flag. Colonel of the Regiment /Colonel Commandant holding higher appointment may fly the flag of that higher appointment.


j. **Divisional Commanders.**



Rectangle shape. The size will be 15 cm at the hoist and 26 cm in the fly. The emblem of the Division Headquarters will be embroidered on the centre of both sides of the flag. The colour of the flag and emblem will be the same as that of relevant Divisional flag.

RESTRICTED

k. **Brigade Commanders.**




15 cm

22.5 cm

Rectangle shape. The size will be 15 cm at the hoist and 22.5 cm in the fly. The emblem and numeral of the Brigade will be embroidered on both sides of the flag. The colour of the flag and emblem will be the same as that of relevant Brigade flag.

l. **Commandants (in the rank of Brigadier only) of Training Schools and Training Centres (SLMA, OCDC, ATS, ITC, CTS, APTS, VFTS, MSTs, NCOTS, IPSOTSL and ASL).**

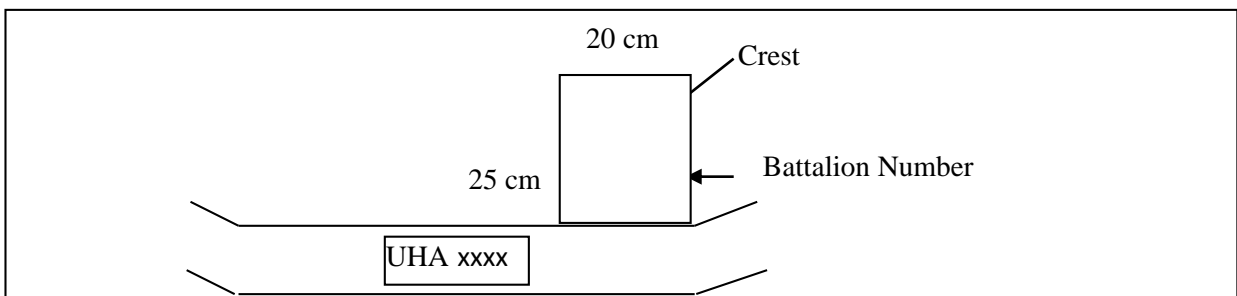


15 cm

22.5 cm

Rectangle shape. The size will be 15 cm at the hoist and 22.5 cm in the fly. The emblem of the training school or training centre will be embroidered on both sides of the flag. The colour of the flag and emblem will be the same as that of the flag of relevant training school or training centre.

5. **Commanding Officers Metal Plates.** Entitled to display metal plates on service vehicles according to the specifications given.



20 cm

Crest

25 cm

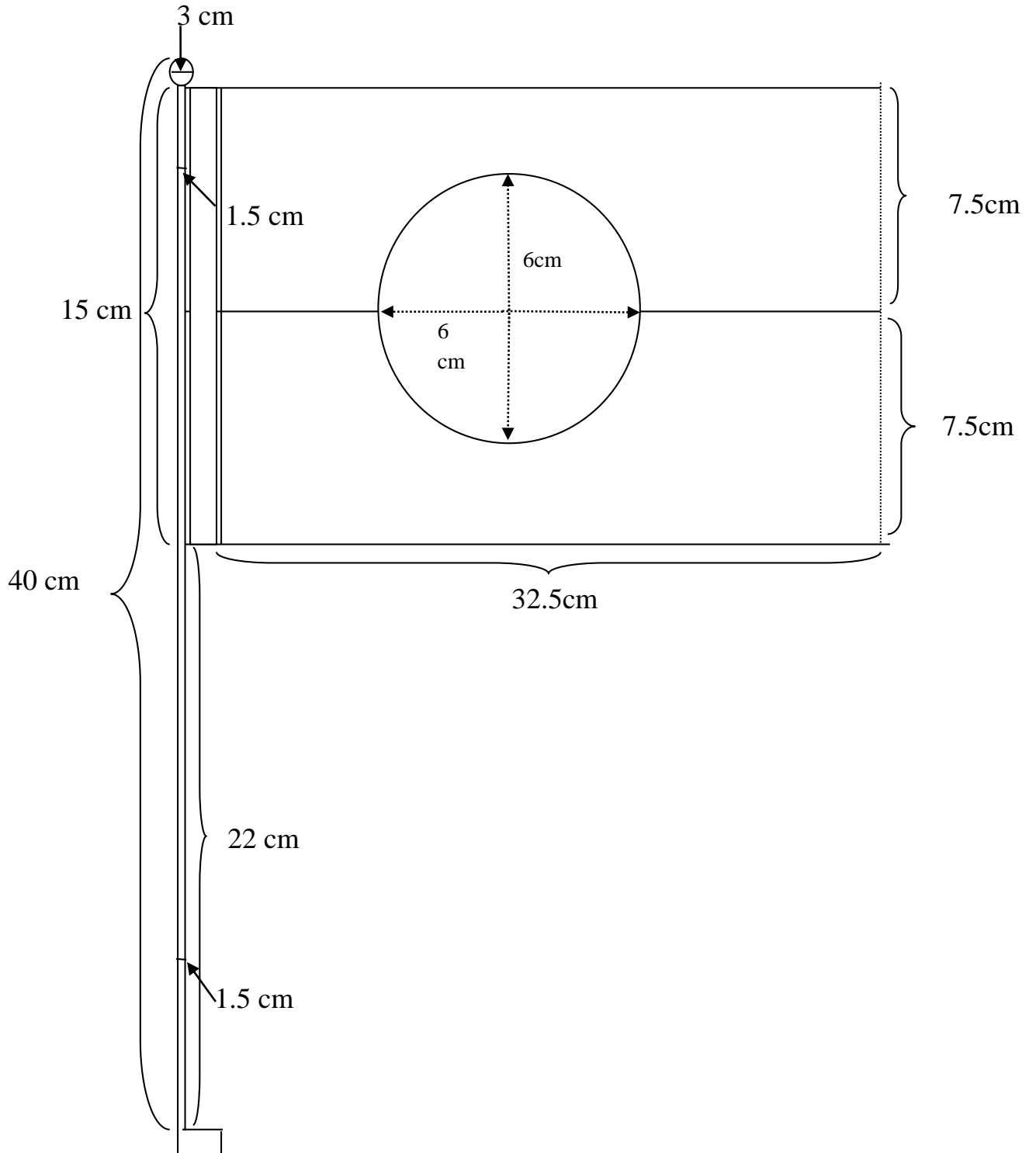
Battalion Number

UHA xxxx

Rectangular shape. The crest of the Regiment/Corps embossed together with the Battalion number as shown in the diagram on a rectangular bronze metal plate of 25 cm vertical height and 20 cm horizontal width should be fixed on the left side (in front) of the vehicle bumper of official vehicles of Commanding Officers.

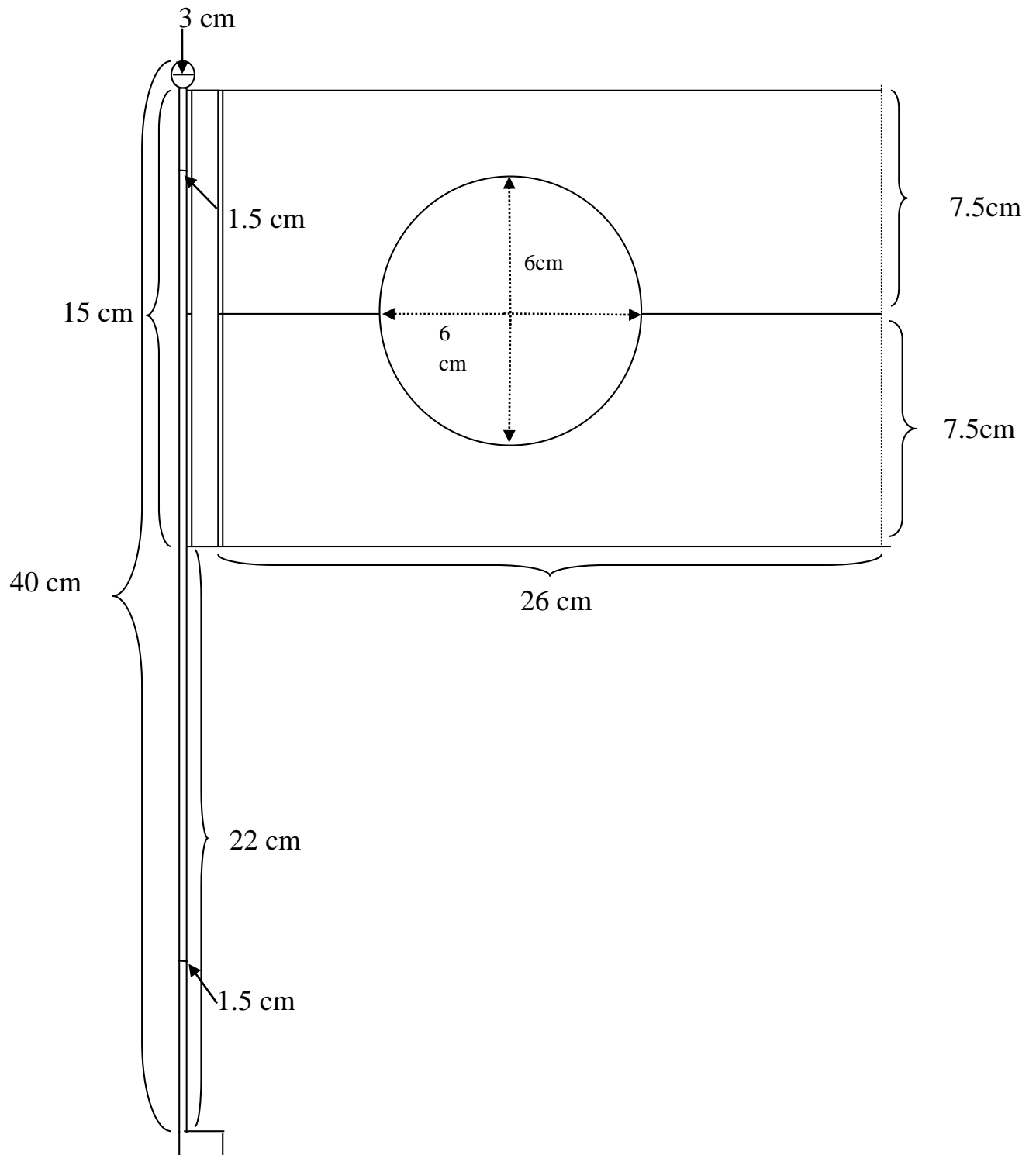
SPECIFICATIONS OF FLAGS

6. Specifications for the Rectangular Flag of the Field Marshal and the Commander of the Army are as follows:



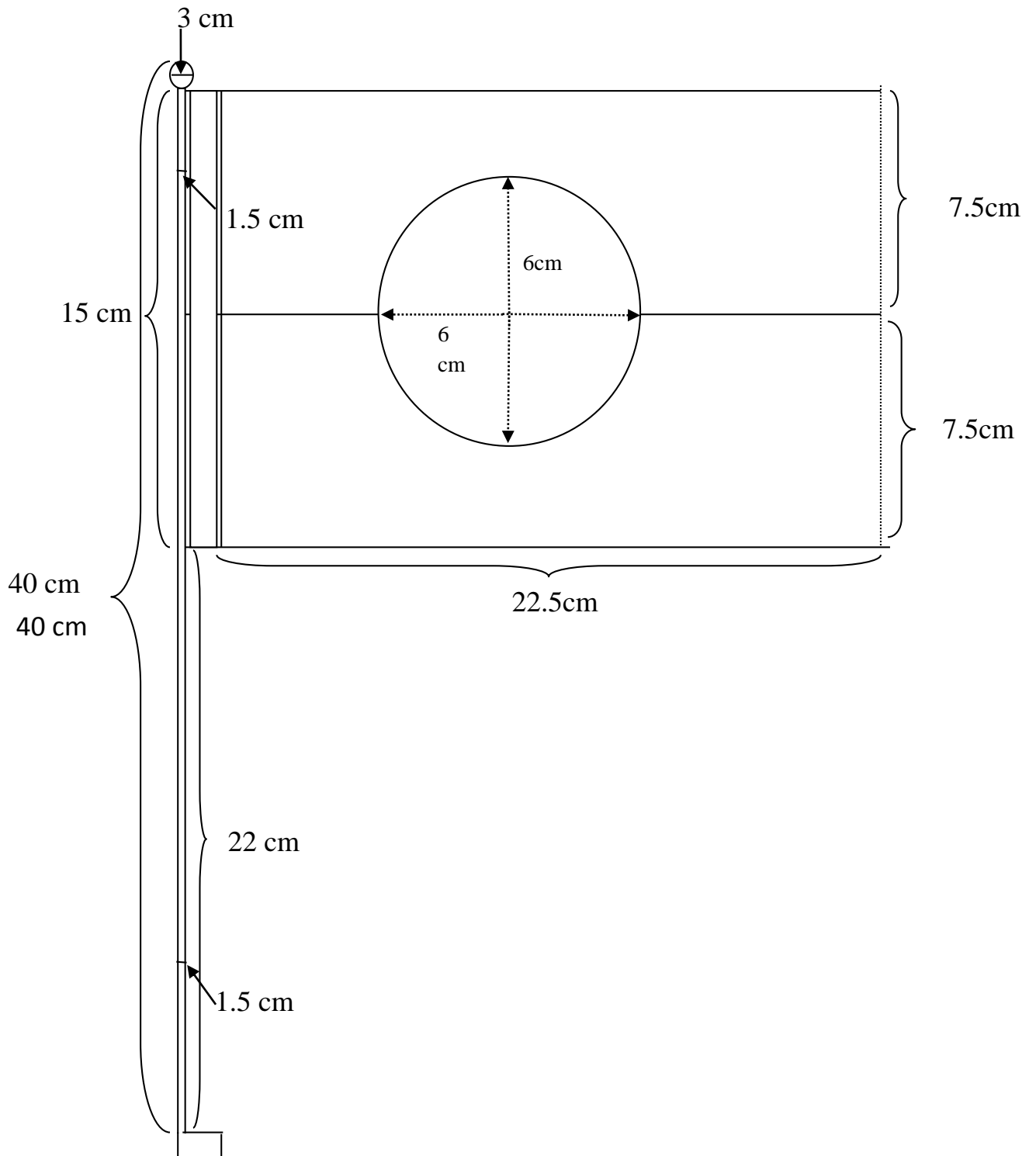
RESTRICTED

7. Specifications for the Rectangular Flag of the Chief of Staff, Deputy Chief of Staff, Commandant Sri Lanka Army Volunteer Force, Colonels of the Regiment/Colonel Commandants, Commander Army Training Command, Logistic Commander, Security Force Commanders and the Divisional Commanders are as follows:



RESTRICTED

8. Specifications for the Rectangular Flag of the Brigade Commanders and Commandants of Army Training Schools and Training Centres are as follows:



RESTRICTED

CHAPTER TWELVE

DECORATIONS AND AWARDS

GENERAL

1. All ranks shall wear their Orders, Decorations and Medals in a certain sequence on the left breast, the position of priority being the centre of the chest.
2. **Sequence.** The sequence is as follows:
 - a. Parama Weera Vibhushanaya.
 - b. Weerodhara Vibhushanaya.
 - c. Sri Lanka Orders.
 - d. Sri Lanka Decorations.
 - e. Sri Lanka Medals.
 - f. Foreign Orders in order of date of award.
 - g. Foreign Decorations in order of date of award.
 - h. Foreign Medals in order of date of award.
3. **Orders.** Orders are awarded for very distinguished service or for continuous good service, not always in the field and are reserved generally for higher ranks. The precedence of Sri Lanka Orders when instituted by the government will be published when applicable.
4. **Decorations.** Decorations are awarded for distinguished acts of bravery or good service usually in action before the enemy. The Parama Weera Vibhushanaya and the Weerodhara Vibhushanaya are in a class by themselves as they are awarded for individual acts of gallantry and conspicuous bravery of the most exceptional order and will take precedence over all Sri Lanka Orders.
5. **Medals.** Medals fall into four distinct groups as follows:
 - a. Medals for Gallantry in action or for saving life during peace time.
 - b. Medals for War Service.
 - c. Medals for Long Service and Good Conduct.
 - d. Commemorative Medals.

RESTRICTED

6. **Bars.** These are additions to the medal to indicate that the wearer has been awarded the decoration/medal on a subsequent occasion. Bars are generally awarded for service awards connected with gallantry.

7. **Clasps.** This is an alternative term for bars, generally awarded to indicate further service in awards connected with Long Service.

8. **Occasions when Ribbons, Standard Medals and Miniatures are Worn.** Generally, these will be worn as ordered. The following guidelines are however to be followed.

a. **Ribbons.** Worn with working dresses and with Dress No 1 Ceremonial (Blues/Greens) after sunset.

b. **Standard Medals.** Worn by serving Officers and Other Ranks on all occasions with the appropriate dress as ordered. Standard medals are not worn for indoor functions with Dress No 1 Ceremonial (Blues/Greens) after sunset. Standard medals are worn by retired Officers and Other Ranks on the shirt/blazer/suit jacket/saree etc. for state and military ceremonies. Medals are always worn on the left side of the chest. Medals are worn in a one row and the length of the medal row should not exceed following measurements:

- (1) 1 to 4 medals in the row - All medals must fully face the front.
- (2) 5 - 10 medal in the row - Size of the row is 5.5 inches.
- (3) 10 - 15 medals in the row - Size of the raw is 6 inches.
- (4) 15 or more medals in a raw - Size of the raw is 6.5 inches.

c. **Miniature Medals.**

(1) These are small replications of the standard medals and are worn by Officers and Warrant Officers (Class I) for functions after sunset with the No 2 Mess Dress.

(2) These medals are worn by retired Officers for appropriate functions after sunset.

9. **Length of Ribbon Worn with Medals.** Length of the ribbon is as stated below:

- a. Standard Medal - 2 inches.
- b. Miniature Medal - 1 ½ inches.

RESTRICTED






10. **Order of Wearing.** This list includes all Orders, Decorations and Medals, Sri Lanka Army personnel are entitled to wear at present.



RESTRICTED

u. 50 th Independence Anniversary Medal 1998	v. Sri Lanka Army 50 th Anniversary Medal 1999	w. Ceylon Armed Services Long Service Medal 1968	x. Sri Lanka Armed Services Long Service Medal 1979	y. President's Inauguration Medal 1978
				

z. Ceylon Armed Services Inauguration Medal 1956	aa. Sri Lanka Army Volunteer Force Centenary ommemoration Medal 1981	ab. Videsha Seva Padakkama	ac. United Nations Medal (congo)	ad. United Nations Medal (UNIPOM)
				

ae. United Nations Medal (Western Sahara)	af. United Nations Medal (Burundi)	ag. United Nations Medal (Haiti)	ah. United Nations Medal (Sudan)	ai. United Nations Medal (Lebanon)
				

aj. United Nations Medal (Chad)	ak. United Nations Medal (Abyei)	al. United Nations Medal (South Sudan)	am. United Nations Medal (Central Africa)
			

RESTRICTED

11. **Unofficial Awards.** No unofficial awards will be worn on uniforms. Permission may be given in exceptional circumstances to wear a medal award for gallantry or a lifesaving medal.

12. Army personnel are not allowed to accept and wear Foreign Orders, Decorations and Medals without first obtaining His Excellency the President's sanction, but no permission is necessary to accept a Foreign Medal if such a medal is not to be worn.

13. Permission to accept and wear Foreign Orders, Decorations and Medals is only granted, as a rule, in cases where they have been earned during war or for life saving.

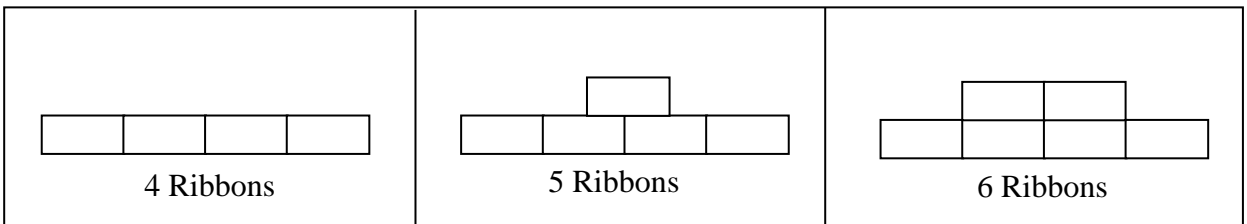
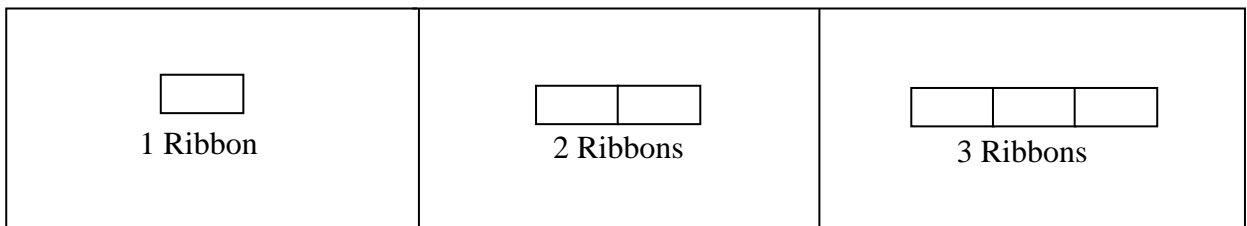
14. **Wearing of Orders, Decorations and Medals Awarded to Others.** Under any circumstances serving Officers and Other Ranks will not wear Orders, Decorations and Medals awarded to others including deceased persons.

15. **Wearing of Medals and Ribbons on Uniform.** Diagrams at paragraph 19, 20 and 21 show the correct positioning of medals including Miniatures and Ribbons on various types of uniform.

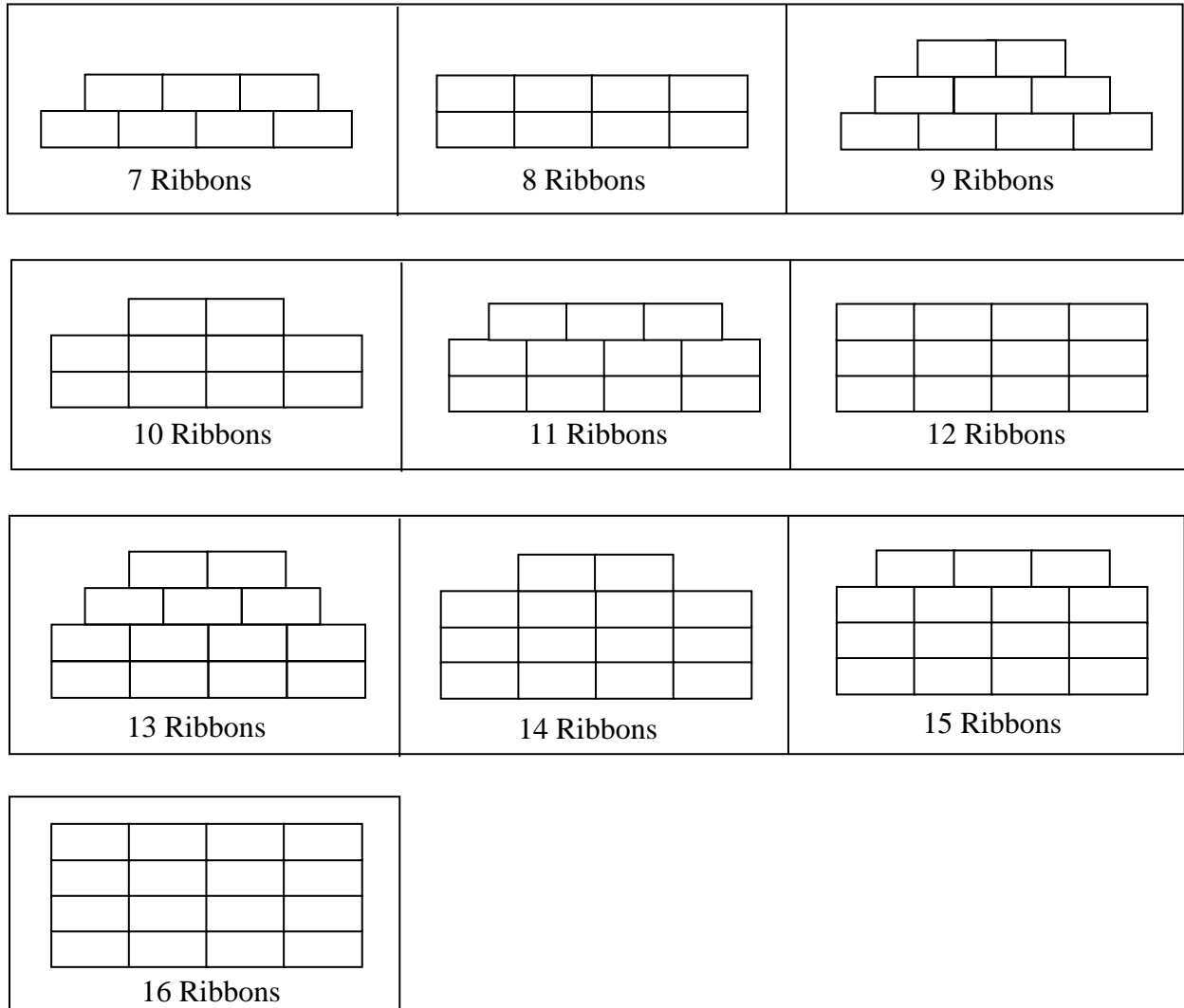
16. **Ribbons.** Only issue type of Ribbons will be worn. Ribbons will be worn as per laid down procedure in Army Dress Regulation at the top of the left breast pocket and will be entered as indicated. Ribbons turned out in plastic or any other material will not be worn. Ribbons will not be covered with any transparent material.

17. Each row of ribbons will not exceed four in number. The height of each Ribbon will be 1.5 cm.

18. Wearing of ribbons are as follows:



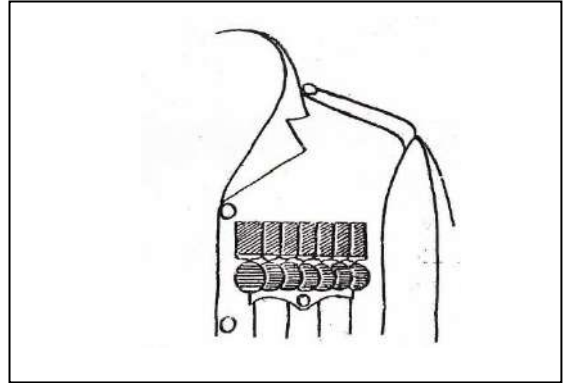
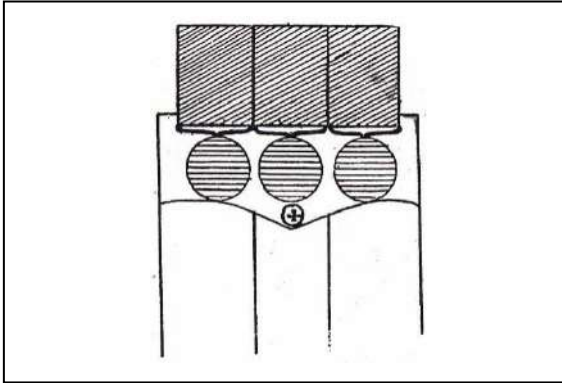
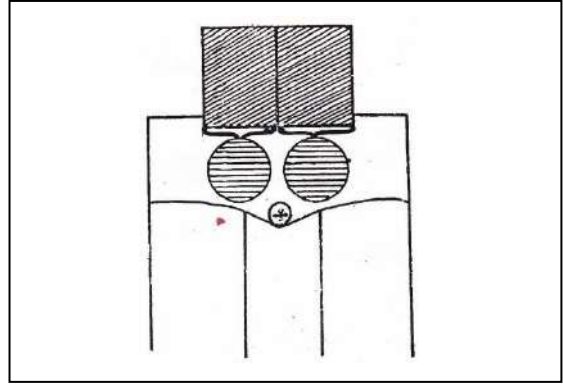
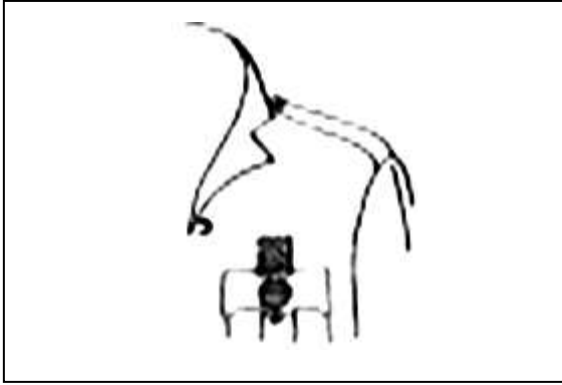
RESTRICTED



WEARING OF MEDALS, RIBBONS AND MINIATURES

19. **Wearing of Miniature Medals.** The Obverse of the Medal should face the front. Size of the medal bar depends on the number of medals as indicated below.

- a. 1 to 4 medals - Obverse of the all the Medals should fully face the front.
- b. 5 to 10 Medals - Size of the Medal bar is 5 cm.
- c. 10 to 15 Medals - Size of the Medal bar is 5.5 cm.
- d. 15 and above - Size of the Medal bar is 6.5 cm.


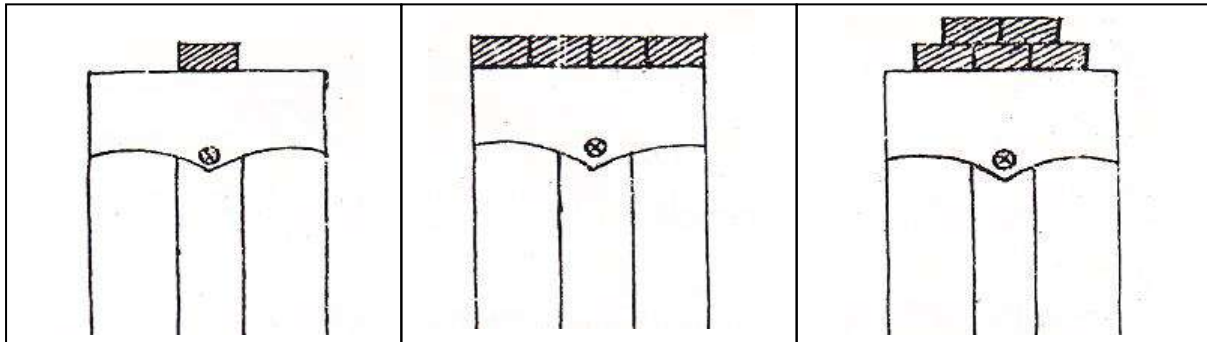


RESTRICTED

20. **Wearing of Miniatures - Dress No 2.** Miniatures should be in line with second button of the shirt.



21. **Wearing of Ribbons.** Ribbons will be worn at the top of the left breast pocket.



RESTRICTED

CHAPTER THIRTEEN

WINTER DRESSES

WINTER DRESS SENIOR OFFICERS KHAKE PATTERN - DRESS NO 3A

1. Winter Dress Khaki Senior Officer pattern will be worn by Colonel and above Officers.
2. **Occasions when Worn.** As a winter dress for Colonel and above Officers during foreign training, courses, visits and Official foreign employment.
3. **Order of Dress.** See Chapter Three.

WINTER DRESS DARK GREEN OFFICER PATTERN - DRESS NO 4A

4. This Dress will be worn by all Male/Female Lieutenant Colonel and below Officers.
5. **Occasions when Worn.** This will be worn as an indoor Winter Dress during Foreign Training/Courses, Foreign Visits or as ordered by Army Headquarters.
6. **Order of Dress.** See Chapter Three.

WINTER DRESS DARK GREEN OTHER RANK PATTERN

7. This Dress will be worn by all Male/Female Other Ranks.
8. **Occasions when worn.** This Dress will be worn as an indoor Winter Dress during Foreign Training/Courses, Foreign Visits or as ordered by Army Headquarters.
9. **Order of Dress.** The order of the Dress No 3A is as stated below:

Ser	Items	Description	Remarks
(a)	(b)	(c)	(d)
1.	Headdress	Beret/Side Hat Regimental Pattern/Peak Ceremonial/Peak Khaki.	See Chapter 7 Annex B
2.	Cap Badge	Regimental Pattern.	See Chapter 7 Annex C
3.	Epaulettes	Nil.	
4.	Collar Badges	Regimental Pattern.	See Chapter 7 Annex D
5.	Orders, Decorations and Medals	Ribbon.	See Chapter 12

RESTRICTED

(a)	(b)	(c)	(d)
6.	Badges	As per the Army Badge Regulation.	See Chapter 9
7.	Name tag	To be worn.	See Chapter 7
8.	Lanyard	To be worn.	See Chapter 7 Annex F
9.	Cane/Batons	RSMs Batons, Drill Instructors Pace Sticks.	See Chapter 7
10.	Jacket	Dark Green, Step Collar, Long Sleeves Plain Cuff with Two Buttons each, Four Flap Pockets with Buttons.	See Chapter 7
11.	Shirt	Light Green, Long Sleeves, Standard Collar with Both Side Flap Pockets.	See Chapter 7
12.	Trousers	Dark Green, Slant Pockets, One Pleat.	See Chapter 7
13.	Badges of rank	Regimental Pattern.	See Chapter 10
14.	General Service Buttons Metal	Regimental Pattern.	See Chapter 7
15.	Belt	Nil.	
16.	Gloves	White/Black may be worn.	
17.	Sword	Nil.	
18.	Socks	Dark Green.	
19.	Foot wear	Male-Boot High Leg - Black/Brown Female - Shoes Black with Lace.	See Chapter 7 Annex E
20.	Cravat/Tie	Dark Green Tie.	See Chapter 7

Note: WO I will wear Peak Ceremonial Regimental Pattern. SLCMP personnel will wear Peak Khaki Regimental Pattern.

WINTER DRESS CAMOUFLAGE PATTERN

10. This Dress will be worn by all Male/Female Officers and Other Ranks.
11. **Occasions when Worn.** This will be worn during Foreign Training/Courses, Foreign Visits as an outdoor Winter Dress or as ordered by Army Headquarters.
12. **Order of Dress.** The order of the Winter Dress Camouflage Pattern is as stated below:

Ser	Items	Description	Remarks
(a)	(b)	(c)	(d)
1.	Headdress	Camouflage cloth cap.	See Chapter 7 Annex B
2.	Cap Badge	1. Brigadier and above - Embroidered Stars. 2. Others – Nil.	See Chapter 7 Annex C
3.	Epaulettes	Camouflage cloth (Officers Only).	See Chapter 7

RESTRICTED

(a)	(b)	(c)	(d)
4.	Collar Badges	1. Colonel and above - Collar Gorget 5 cm length (small). 2. Lieutenant Colonel and below Officers - Nil.	See Chapter 7 Annex D
5.	Orders, Decorations and Medals	Ribbons.	See Chapter 12
6.	Qualification Badges	As per the Army Badge Regulation.	See Chapter 9
7.	Name tag	Embroidered.	See Chapter 7
8.	Aiguillettes/ Lanyard	Nil.	See Chapter 7 Annex F
9.	Cane/ Whip	Nil.	See Chapter 7
10.	Jacket	Camouflage.	See Chapter 7
11.	Jersey Pullover	Olive Green.	See Chapter 7
12.	T-shirt	Camouflage/Regimental pattern.	
13.	Trousers	Camouflage.	See Chapter 7
14.	Badges of rank	Embroidered Regimental pattern .	See Chapter 10
15.	Buttons	Olive Green 1.8 cm.	See Chapter 7
16.	Belt	Nil.	
17.	Gloves	As appropriate.	
18.	Sword	Nil.	
19.	Socks	Dark Green.	
20.	Footwear	Boot High Leg Black/Brown/Camouflage Boot/ Suede Leather Boot High Leg Green/Black/Brown.	See Chapter 7 Annex E
21.	Cravat/Tie	Nil.	See Chapter 7

WINTER JACKET DARK GREEN OFFICER PATTERN

13. This Dress will be worn by all Male/Female Officers.

14. **Occasions when Worn.** This will be worn as a supplementary dress for the under mentioned dresses during Foreign Training/Courses/Foreign Visits or as ordered by the Army Headquarters.

- a. The Dress No 5.
- b. The Dress No 5A.
- c. The Dress No 6.
- c. The Dress No 6A.

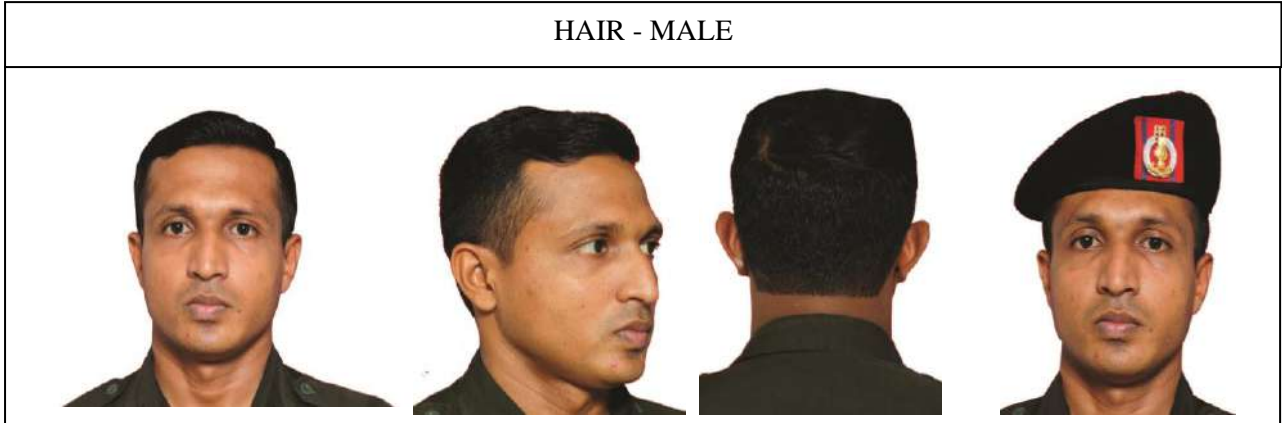
RESTRICTED

15. **Order of Dress.** Under mentioned accoutrements will be worn on the jacket in addition to the accoutrements pertain to the dress for which the jacket is worn as a supplementary dress.

Ser	Items	Description	Remarks
(a)	(b)	(c)	(d)
1.	Name tag	Plastic	See Chapter 7
2.	Badges of rank	Metal Regimental Pattern	See Chapter 10
3.	Epaulettes	Dark Green Cloth	See Chapter 7
4.	Buttons	Olive Green 1.4 cm	See Chapter 7

(INTENTIONALLY BLANK)

HAIR, MOUSTACHE AND BEARD



RESTRICTED

ANNEX B TO
ARMY DRESS REGULATIONS - PART 1

HEADRESSES

1. **Visor of the Peak.** Peak Braid to be worn as mentioned below:

a. **General Officers.** Two rows of Oak Leaves embroidered in Gold.



b. **Brigadiers and Colonels.** One row of Oak Leaves embroidered in Gold.



c. **Lieutenant Colonels and Majors.** Plain Gold/Silver embroidery 3/4" wide.

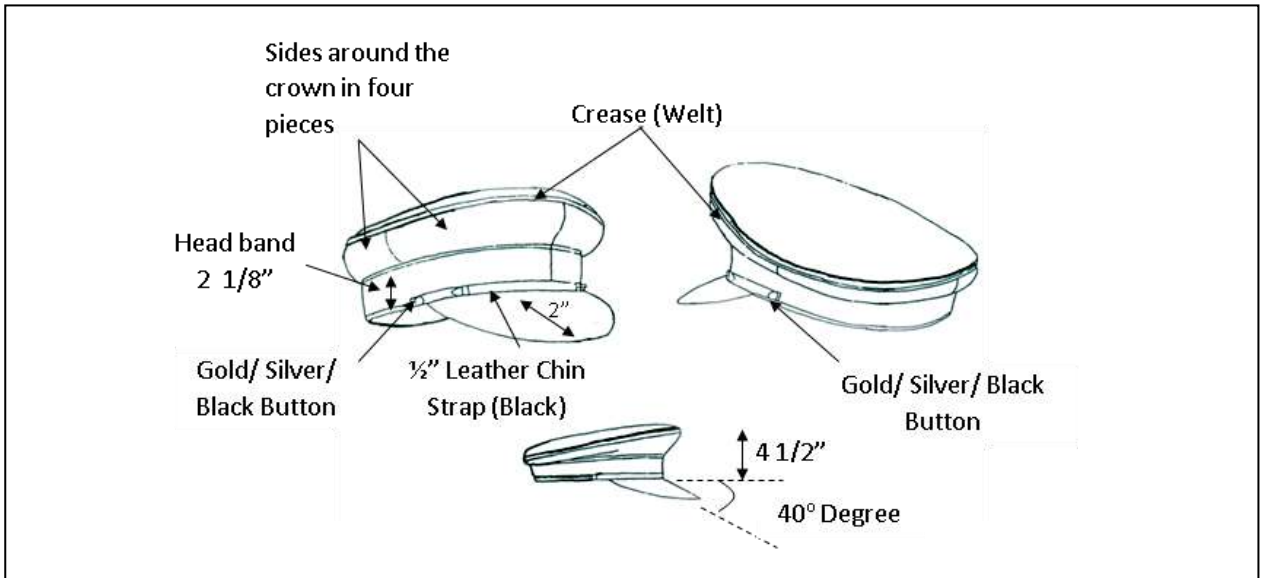


RESTRICTED

d. Captains and below - Plain visor Black.





2. **Peak Cap Ceremonial.** Male Officers will wear Cap Peak Ceremonial Regimental Pattern with appropriate visor according to the respective ranks.





SRI LANKA ARMOURED CORPS	
COLONEL AND ABOVE	LIEUTENANT COLONEL AND BELOW OFFICERS AND WARRANT OFFICERS CLASS I
	



RESTRICTED

SRI LANKA ARTILLERY	
COLONEL AND ABOVE	LIEUTENANT COLONEL AND BELOW OFFICERS AND WARRANT OFFICERS CLASS I
	



SRI LANKA ENGINEERS	
COLONEL AND ABOVE	LIEUTENANT COLONEL AND BELOW OFFICERS AND WARRANT OFFICERS CLASS I
	

SRI LANKA SIGNAL CORPS	
COLONEL AND ABOVE	LIEUTENANT COLONEL AND BELOW OFFICERS AND WARRANT OFFICERS CLASS I
	

RESTRICTED

SRI LANKA LIGHT INFANTRY	
COLONEL AND ABOVE	LIEUTENANT COLONEL AND BELOW OFFICERS AND WARRANT OFFICERS CLASS I
	

SRI LANKA SINHA REGIMENT	
COLONEL AND ABOVE	LIEUTENANT COLONEL AND BELOW OFFICERS AND WARRANT OFFICERS CLASS I
	

THE GEMUNU WATCH	
COLONEL AND ABOVE	LIEUTENANT COLONEL AND BELOW OFFICERS AND WARRANT OFFICERS CLASS I
	

RESTRICTED



GAJABA REGIMENT	
COLONEL AND ABOVE	LIEUTENANT COLONEL AND BELOW OFFICERS AND WARRANT OFFICERS CLASS I
	

VIJAYABAHU INFANTRY REGIMENT	
COLONEL AND ABOVE	LIEUTENANT COLONEL AND BELOW OFFICERS AND WARRANT OFFICERS CLASS I
	

MECHANIZED INFANTRY REGIMENT	
COLONEL AND ABOVE	LIEUTENANT COLONEL AND BELOW OFFICERS AND WARRANT OFFICERS CLASS I
	



RESTRICTED

COMMANDO REGIMENT	
COLONEL AND ABOVE OFFICERS	LIEUTENANT COLONEL AND BELOW OFFICERS AND WARRANT OFFICERS CLASS I
	

SPECIAL FORCES	
COLONEL AND ABOVE	LIEUTENANT COLONEL AND BELOW OFFICERS AND WARRANT OFFICERS CLASS I
	

MILITARY INTELLIGENCE CORPS	
COLONEL AND ABOVE OFFICERS	LIEUTENANT COLONEL AND BELOW OFFICERS AND WARRANT OFFICERS CLASS I
	

RESTRICTED



CORPS OF ENGINEER SERVICES	
COLONEL AND ABOVE OFFICERS	LIEUTENANT COLONEL AND BELOW OFFICERS AND WARRANT OFFICERS CLASS I
	

SRI LANKA ARMY SERVICE CORPS	
COLONEL AND ABOVE OFFICERS	LIEUTENANT COLONEL AND BELOW OFFICERS AND WARRANT OFFICERS CLASS I
	

SRI LANKA ARMY MEDICAL CORPS	
COLONEL AND ABOVE	LIEUTENANT COLONEL AND BELOW OFFICERS AND WARRANT OFFICERS CLASS I
	



RESTRICTED



SRI LANKA ARMY ORDNANCE CORPS	
COLONEL AND ABOVE	LIEUTENANT COLONEL AND BELOW OFFICERS AND WARRANT OFFICERS CLASS I
	



SRI LANKA ELECTRICAL AND MECHANICAL ENGINEERS	
COLONEL AND ABOVE	LIEUTENANT COLONEL AND BELOW OFFICERS AND WARRANT OFFICERS CLASS I
	

SRI LANKA CORPS OF MILITARY POLICE	
COLONEL AND ABOVE	LIEUTENANT COLONEL AND BELOW OFFICERS AND WARRANT OFFICERS CLASS I
	

RESTRICTED

SRI LANKA ARMY GENERAL SERVICE CORPS	
COLONEL AND ABOVE	LIEUTENANT COLONEL AND BELOW OFFICERS AND WARRANT OFFICERS CLASS I
	

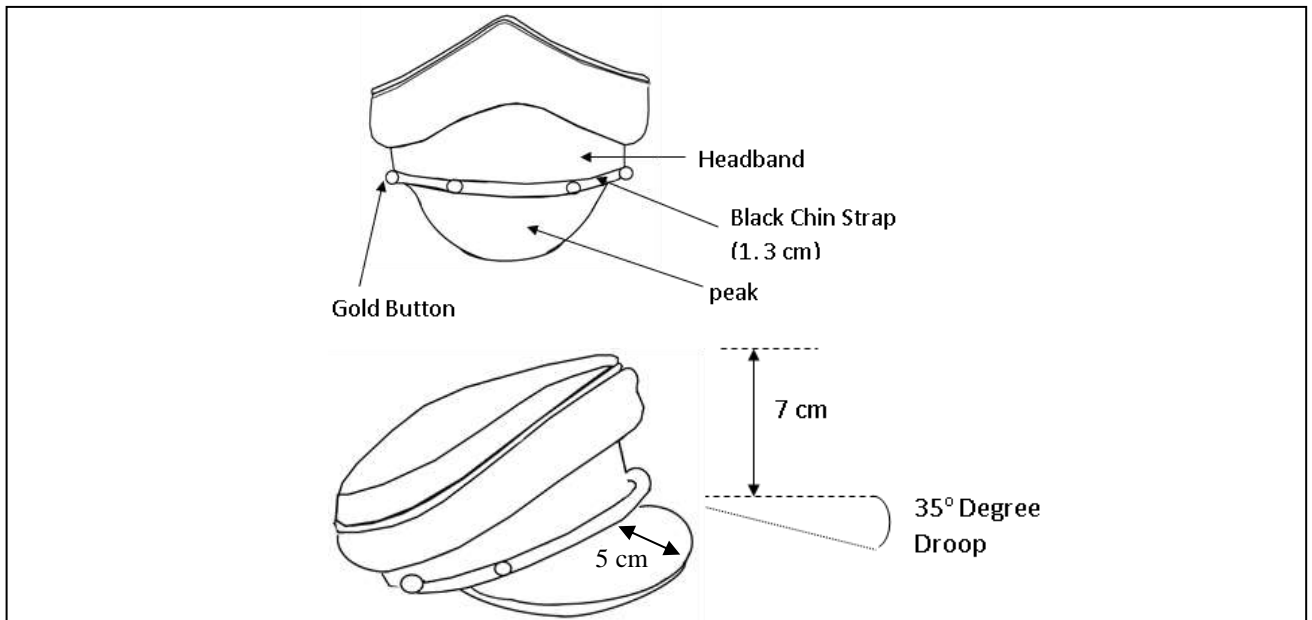
SRI LANKA ARMY PIONEER CORPS	
COLONEL AND ABOVE	LIEUTENANT COLONEL AND BELOW OFFICERS AND WARRANT OFFICERS CLASS I
	



SRI LANKA RIFLE CORPS	
COLONEL AND ABOVE	LIEUTENANT COLONEL AND BELOW OFFICERS AND WARRANT OFFICERS CLASS I
	

RESTRICTED

SRI LANKA NATIONAL GUARD	
COLONEL AND ABOVE	LIEUTENANT COLONEL AND BELOW OFFICERS AND WARRANT OFFICERS CLASS I
	

3. **Peak Cap Ceremonial.** Female Officers will wear Forage Cap Ceremonial Regimental Pattern with appropriate visor according to the respective ranks.

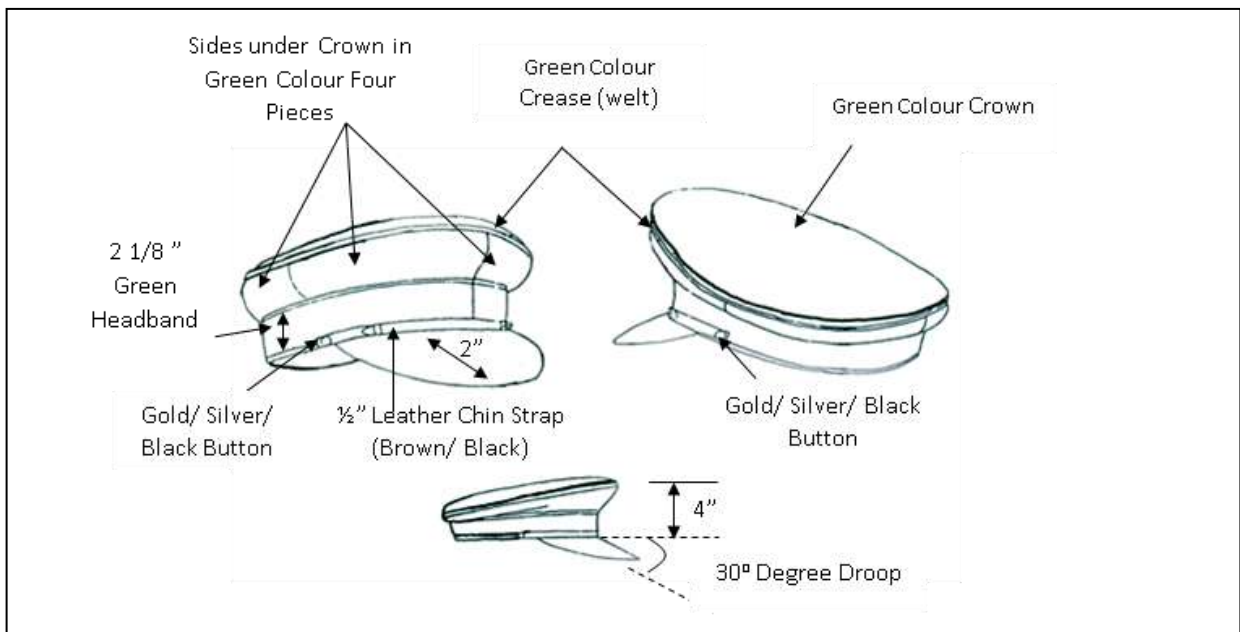


FORAGE CAP CEREMONIAL - FEMALE OFFICERS		
SRI LANKA SIGNAL CORPS	MILITARY INTELLIGENCE CORPS	CORPS OF ENGINEER SERVICES
		

RESTRICTED



4. Cap Peak Green Male Officers/ Warrant Officer Class I Pattern for General Purpose Working Dresses.



RESTRICTED

<p>Cap Peak Green with Red Band, Brown Chin Strap, Gold Button for Colonel and above Male Officers of SLAC, SLA, SLE, SLSC, GR, VIR, MIR, MIC, CES, SLAOC, SLEME, SLCMP and SLRC.</p>	
<p>Cap Peak Green with Maroon Band Brown Strap Gold Button for Colonel and above Male Officers of SLAMC.</p>	
<p>Cap Peak Green with Brown Chin Strap, Gold Button for Lieutenant Colonel and below Officers of SLAC, SLA, SLE, SLSC, GR, VIR, MIR, MIC, CES, SLAMC, SLAOC, SLEME, SLCMP and SLRC.</p>	
<p>Cap Peak Green with Red Band, Black Chin Strap, Black Button for Colonel and above Male Officers of SLSR.</p>	
<p>Cap Peak Green with Black Chin Strap, Black Button for Lieutenant Colonel and below Officers of SLSR.</p>	

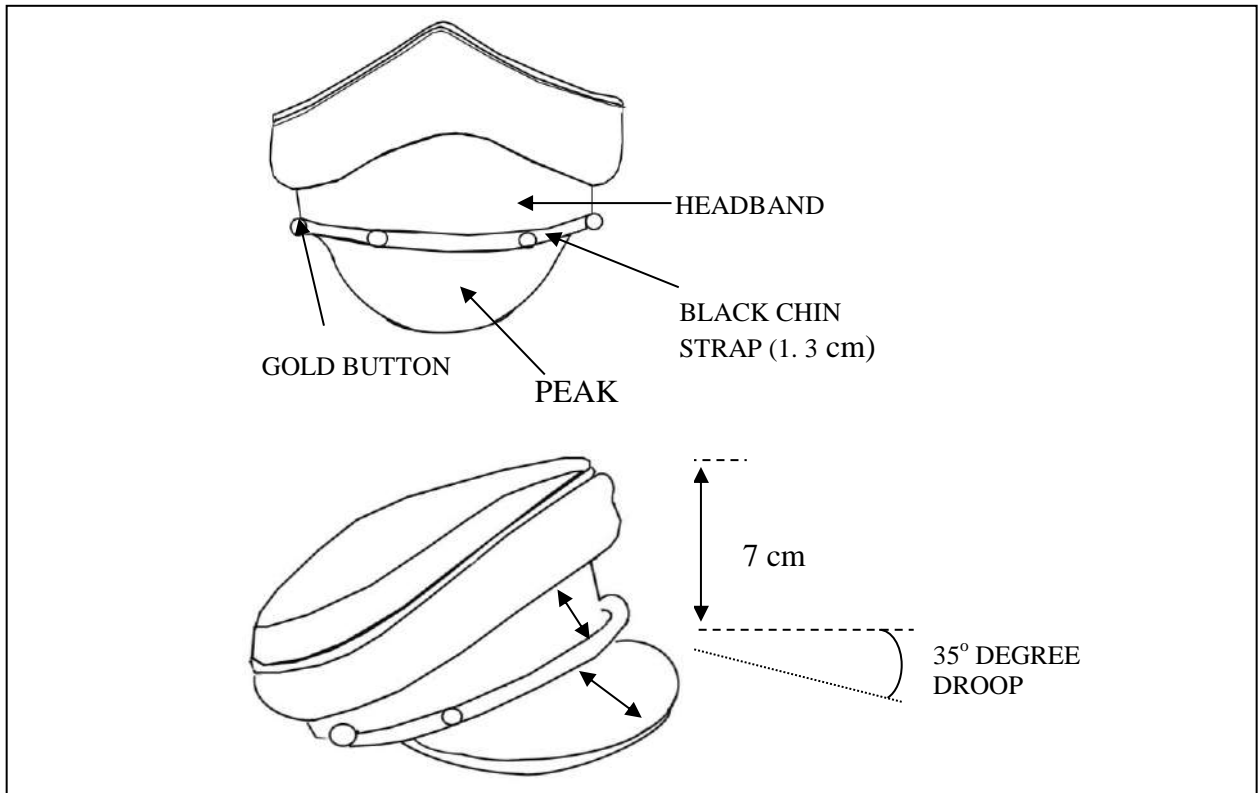
RESTRICTED

<p>Cap Peak Green with Red Band, Brown Chin Strap, Silver Button for Colonel and above Officers of SLLI, GW, SLASC, SLAGSC, SLAPC, SLRC and SLNG.</p>	
<p>Cap Peak Green with Brown Chin Strap, Silver Button for Lieutenant Colonel and below Officers of SLLI, GW, SLASC, SLAGSC, SLAPC and SLNG.</p>	
<p>Cap Peak Khaki with Brown Chin Strap, Gold Button for Male Warrant Officers Class I of SLAC, SLA, SLE, SLSC, GR, VIR, MIR, MIC, CES, SLAMC, SLAOC, SLEME, SLCMP and SLRC.</p>	
<p>Cap Peak Khaki with Red Crown, Brown Chin Strap Gold Button for Male Other Ranks of SLCMP.</p>	
<p>Cap Peak Khaki with Black Chin Strap, Black Button for Male Warrant Officers Class I of SLSR.</p>	

Cap Peak Khaki with Brown Chin Strap, Silver Button for Male Warrant Officers Class I of SLLI, GW, SLASC, SLAGSC, SLAPC and SLNG.



5. **Cap Peak Green Women's Pattern for General Purpose Working Dresses.**



Cap Forge Green with Red Band Women's Pattern for Colonel and above Lady Officers of SLSC, MIC, CES, SLAGSC, SLCMP and SLAWC.



RESTRICTED

Cap Forage Green with Maroon Band Women's Pattern for Colonel and above Lady Officers of SLAMC.



Cap Forage Green Women's Pattern for Lieutenant Colonel and below Lady Officers and Female Warrant Officer Class I of SLSC, MIC, CES, SLAMC, SLAGSC and SLAWC.



Cap Forage Green Women's Pattern for Lieutenant Colonel and below Lady Officers and Female Warrant Officer Class I of SLCMP.



Cap Forage Red Women's Pattern for all Female Other Ranks of SLCMP.



RESTRICTED


6. **Berets.**


<p>Berets Dark Brown for SLA, SLE, SLSC, SLLI, CES, SLASC, SLAMC, SLAOC, SLEME, SLAGSC and SLNG male Officers.</p>	
<p>Berets Black for SLAC and SF Officers and Other Ranks.</p>	
<p>Berets Dark Green for SLSR Officers and Other Ranks.</p>	
<p>Berets Billiard Green for GR Officers and Other Ranks.</p>	
<p>Berets Blue for GW,VIR Officers, Officer Cadets and male Other Ranks of SLA, SLE, SLSC,SLLI, GW, VIR, CES, SLASC, SLAMC, SLAOC, SLEME, SLAGSC, SLAPC and SLNG.</p>	
<p>Berets Blackish Green for MIR and SLRC Officers and Other Ranks.</p>	
<p>Berets Maroon for Commando Officers and Other Ranks.</p>	

RESTRICTED

<p>Berets Blackish Green for MIC Officers and Other Ranks.</p>	
<p>Berets Scarlet for SLCMP Officers.</p>	
<p>Berets Blackish Green Colour for SLAWC Other Ranks.</p>	

7. **Camouflage/ Olive Green Cloth Cap.**

<p>Camouflage cap cloth for all Officers and Other Ranks for Dress No 7</p>


<p>Olive Green cap cloth for all Officers and Other Ranks for Dress No 8</p>


8. Side Hats.

SRI LANKA ARTILLERY

SRI LANKA SIGNAL CORPS

SRI LANKA SINHA REGIMENT

COMMANDO REGIMENT

CORPS OF ENGINEER SERVICE


SRI LANKA ENGINEERS

SRI LANKA LIGHT INFANTRY

VIJAYABAHU INFANTRY REGIMENT

MILITARY INTELLIGENCE CORPS

SRI LANKA ARMY SERVICE CORPS


RESTRICTED

SRI LANKA ARMY MEDICAL CORPS

SRI LANKA ELECTRICAL AND MECHANICAL ENGINEERS

SRI LANKA ARMY GENERAL SERVICE CORPS


SRI LANKA MILITARY ACADEMY


SRI LANKA ARMY ORDNANCE CORPS

SRI LANKA CORPS OF MILITARY POLICE

SRI LANKA ARMY PIONEER CORPS


9. Puggerie/Band Head Dresses.



RESTRICTED

VIJAYABAHU INFANTRY REGIMENT



MECHANIZED INFANTRY REGIMENT



COMMANDO REGIMENT



SPECIAL FORCES REGIMENT



MILITARY INTELLIGENCE CORPS



CORPS OF ENGINEER SERVICE



SRI LANKA ARMY SERVICE CORPS



SRI LANKA ARMY MEDICAL CORPS



RESTRICTED

SRI LANKA ARMY ORDNANCE CORPS



SRI LANKA ELECTRICAL AND MECHANICAL ENGINEERS



SRI LANKA CORPS OF MILITARY POLICE



SRI LANKA ARMY GENERAL SERVICE CORPS



SRI LANKA ARMY WOMENS' CORPS



SRI LANKA PIONEER CORPS



SRI LANKA RIFLE CORPS



RESTRICTED

SRI LANKA NATIONAL GUARD



SRI LANKA ARMY BAND



(INTENTIONALLY BLANK)

RESTRICTED

ANNEX C TO
ARMY DRESS REGULATIONS - PART 1

CAP BADGES

1. **Badges Cap Embroidered General Officers Pattern.**



2. **Badges Cap Embroidered Brigadier/Colonel Pattern.**



C - 1

RESTRICTED

3. Badges Cap Regimental Pattern Pin/Clip Type.



RESTRICTED

SRI LANKA SINHA REGIMENT

LARGE



SMALL



THE GEMUNU WATCH



GAJABA REGIMENT



VIJAYABAHU INFANTRY REGIMENT



MECHANIZED INFANTRY REGIMENT



COMMANDO REGIMENT



SPECIAL FORCES REGIMENT



RESTRICTED


MILITARY INTELLIGENCE CORPS



CORPS OF ENGINEER SERVICE



SRI LANKA ARMY SERVICE CORPS



SRI LANKA ARMY MEDICAL CORPS



SRI LANKA ARMY ORDNANCE CORPS



SRI LANKA ELECTRICAL AND MECHANICAL ENGINEERS



SRI LANKA CORPS OF MILITARY POLICE



SRI LANKA ARMY GENERAL SERVICE CORPS



RESTRICTED

SRI LANKA ARMY WOMENS' CORPS



SRI LANKA PIONEER CORPS



SRI LANKA RIFLE CORPS



SRI LANKA NATIONAL GUARD




SRI LANKA MILITARY ACADEMY



AIRMOBILE PLASTIC TAG



GOLD/
SILVER STAR



GORGET PATCHES/ COLLAR BADGES

GORGET PATCHES

1. Field Marshal Pattern.



2. General Officer Pattern.



3. Commander of the Army Pattern.



4. Lieutenant General Officer Pattern.



5. Major General Officer Pattern.



6. Brigadier Pattern.



7. Colonels Small Pattern.



8. General Officers Medium Pattern.




9. Brigadier/Colonel Medium Pattern.



10. General Officers Large Pattern.



11. Brigadier/Colonel Large Pattern.



COLLAR BADGES REGIMENTAL PATTERN




RESTRICTED

SRI LANKA LIGHT INFANTRY



SRI LANKA SINHA REGIMENT



THE GEMUNU WATCH



GAJABA REGIMENT



VIJAYABAHU INFANTRY REGIMENT



RESTRICTED

MECHANIZED INFANTRY REGIMENT



COMMANDO REGIMENT



SPECIAL FORCES REGIMENT



MILITARY INTELLIGENCE CORPS



CORPS OF ENGINEER SERVICE



SRI LANKA ARMY SERVICE CORPS



SRI LANKA ARMY MEDICAL CORPS



SRI LANKA ARMY ORDNANCE CORPS



RESTRICTED

SRI LANKA ELECTRICAL AND MECHANICAL ENGINEERS



SRI LANKA CORPS OF MILITARY POLICE



SRI LANKA ARMY GENERAL SERVICE CORPS



SRI LANKA ARMY WOMENS' CORPS



SRI LANKA PIONEER CORPS



SRI LANKA RIFLE CORPS



SRI LANKA NATIONAL GUARD



SRI LANKA MILITARY ACADEMY



RESTRICTED

ANNEX E TO
ARMY DRESS REGULATIONS - PART 1

FOOTWEAR

BOOT HIGH LEG BLACK LEATHER SOLE (MILITARY PATTERN)



**BOOT HIGH LEG BLACK ARMOUR
PATTERN**



**BOOT HIGH LEG BROWN ARTILLERY
PATTERN**



**BOOT HIGH LEG BLACK MECHANIZED
INFANTRY PATTERN**



**BOOT HIGH LEG BROWN COMMANDO
PATTERN**



RESTRICTED

BOOT HIGH LEG SUEDE LEATHER COMMANDO PATTERN (BROWN)/ SPECIAL FORCE PATTERN (BLACK) / AIR MOBILE PATTERN (GREEN)/ FEMALE SPECIAL OPERATION SUPPORT GROUP (ASH)



BOOT WELLINGTON



SHOES LEATHER BLACK BROGUE UPPER



GEORGE BOOT BLACK WITH SPUR



SHOES LEATHER BROWN FOR SENIOR OFFICERS



RESTRICTED

SHOES PATENT LEATHER BLACK FOR
SENIOR OFFICERS



SHOES COURT BLACK



SHOES BLACK LEATHER LADIES
PATTERN



SHOES BLACK LEATHER SOLE (WO'S/SNR
NCO/ DRIVERS)



JOGGING/SPORTS SHOES OFFICERS
PATTERN



JOGGING/SPORTS SHOES OTHER RANKS
PATTERN



SANDALS DRESS NO 2 OTHER RANK
FEMALE



RESTRICTED

E - 4

RESTRICTED

AIGUILLETES AND LANYARDS

AIGUILLETES

AIGUILLETES NO 1A GOLD CORD/AIGUILLETES NO 2A GOLD CORD



AIGUILLETES NO 1B GOLD AND RED ORRIS BASKET CORD/AIGUILLETES NO 2B GOLD AND RED ORRIS BASKET CORD



AIGUILLETES NO 3 GOLD AND RED ORRIS BASKET CORD



RESTRICTED

AIGUILLETES NO 2C GOLD CORD/AIGUILLETES NO 2C GOLD AND RED ORRIS BASKET CORD



LANYARDS

SRI LANKA ARMOURED CORPS



SRI LANKA ARTILLERY OFFICER PATTERN



SRI LANKA ARTILLERY OTHER RANK PATTERN 1



SRI LANKA ARTILLERY OTHER RANK PATTERN 2







SRI LANKA ENGINEERS



SRI LANKA SIGNAL CORPS



RESTRICTED



RESTRICTED



RESTRICTED

SRI LANKA NATIONAL GUARD
BATTALION



SRI LANKA MILITARY ACADEMY



(INTENTIONALLY BLANK)

RESTRICTED

RESTRICTED

RESTRICTED

ANNEX G TO
ARMY DRESS REGULATIONS - PART 1

EAR RINGS

1. Simple pattern ear rings for all Female Officers and Other Ranks for all Dresses except (Other Ranks Dress No 2 Mess Dress and Saree/Kandyan Saree).



2. Jewelleries worn with Other Ranks Dress No 2.



RESTRICTED

G - 2

RESTRICTED

RESTRICTED

ANNEX H TO
ARMY DRESS REGULATIONS - PART 1

WAIST BELT

SASHES

SASH SILK FOR FIELD MARSHALS



SASH SILK FOR GENERALS



SASH SILK FOR COLONEL/BRIGADIERS



H- 1

RESTRICTED

RESTRICTED

SASH SILK FOR LIEUTENANT COLONEL
AND BELOW - SLAC



SASH SILK FOR LIEUTENANT COLONEL
AND BELOW - SLA



SASH SILK FOR LIEUTENANT COLONEL
AND BELOW - SLE



SASH SILK FOR LIEUTENANT COLONEL
AND BELOW - CR



SASH SILK FOR LIEUTENANT COLONEL
AND BELOW - SF



SASH SILK FOR LIEUTENANT COLONEL
AND BELOW - CES




RESTRICTED

SAM BROWNE

SAM BROWNE BROWN/BLACK LEATHER WITH BRASS/SILVER FITTINGS



SAM BROWNE BLACK LEATHER WITH BRASS FITTINGS ARMOURED CORPS PATTERN



BELT WAIST NYLON

OLIVE GREEN WITH PLASTIC BUCKLE FOR OFFICERS



BLACK WITH PLASTIC BUCKLE FOR OFFICERS ARMOURED CORPS PATTERN



WHITE WITH PLASTIC BUCKLE FOR MILITARY POLICE OFFICERS PATTERN



OLIVE GREEN/ BLACK WITH NICKEL PLATED/BLACK BUCKLE



RESTRICTED

BELT RQMS BROWN/BLACK WITH BRASS/SILVER/BLACK FITTINGS



LEATHER BROWN/BLACK WITH SILVER BUCKLE MALE OTHER RANK PATTERN



LEATHER BROWN WITH SILVER BUCKLE WOMEN'S CORPS PATTERN



BELT WAIST WEB OLIVE GREEN PATTERN



RESTRICTED

BELT LEATHER WHITE SRI LANKA MILITARY ACADEMY



BELT DRILL INSTRUCTORS WHITE (FOREIGN QUALIFIED) WITH SILVER PLATED FITTINGS



BELT WEB WHITE CORPS OF MILITARY POLICE MALE PATTERN



BELT LEATHER WHITE WITH SILVER BUCKLE MILITARY POLICE WOMEN'S PATTERN



BELT LEATHER WHITE REGIMENTAL POLICE PATTERN



RESTRICTED

CUMMERBUND

SRI LANKA ARMOURED CORPS - DRUMMER RED



SRI LANKA ARTILLERY REGIMENTS - ROYAL BLUE



SRI LANKA ENGINEER REGIMENTS, SRI LANKA LIGHT INFANTRY, THE GEMUNU WATCH, CORPS OF ENGINEER SERVICES, SRI LANKA ARMY ORDNANCE CORPS, SRI LANKA CORPS OF MILITARY POLICE, SRI LANKA ARMY GENERAL SERVICE CORPS, SRI LANKA RIFLE CORPS, SRI LANKA ARMY PIONEER CORPS, SRI LANKA NATIONAL GUARD AND SRI LANKA MILITARY ACADEMY - SCARLET



SRI LANKA SIGNALS REGIMENTS, SRI LANKA SINHA REGIMENT AND SRI LANKA ELECTRICAL & MECHANICAL ENGINEERS - BLACK



GAJABA REGIMENT - BILLIARD GREEN



RESTRICTED

VIJAYABAHU INFANTRY REGIMENT AND COMMANDO REGIMENT - MAROON



MECHANIZED INFANTRY REGIMENT - BLACKISH GREEN



MILITARY INTELLIGENCE CORPS - GREEN



SRI LANKA ARMY SERVICE CORPS - NAVY BLUE



SRI LANKA ARMY MEDICAL CORPS - DULL CHERRY RED



SRI LANKA ARMY WOMEN'S CORPS - BEACH BROWN



RESTRICTED

ANNEX I TO
ARMY DRESS REGULATIONS - PART 1

CROSS BELT

SRI LANKA SIGNAL CORPS



SRI LANKA LIGHT INFANTRY



SRI LANKA SINHA REGIMENT



THE GEMUNU WATCH



RESTRICTED

GAJABA REGIMENT



VIJAYABAHU INFANTRY REGIMENT



MECHANIZED INFANTRY REGIMENT



RESTRICTED

MILITARY INTELLIGENCE CORPS



SRI LANKA ARMY SERVICE CORPS



SRI LANKA ARMY MEDICAL CORPS



SRI LANKA ARMY ORDNANCE CORPS



SRI LANKA ELECTRICAL AND MECHANICAL ENGINEERS



SRI LANKA CORPS OF MILITARY POLICE



SRI LANKA ARMY GENERAL SERVICE CORPS



SRI LANKA RIFLE CORPS



SRI LANKA ARMY PIONEER CORPS




SRI LANKA NATIONAL GUARD



RESTRICTED

ANNEX J TO
ARMY DRESS REGULATIONS - PART 1

SASHES SILK SCARLET FOR COLOUR REGIMENTS




J- 1

RESTRICTED

RESTRICTED


ANNEX K TO
ARMY DRESS REGULATIONS - PART 1

CRAVAT



RESTRICTED

MECHANIZED INFANTRY REGIMENT



COMMANDO REGIMENT



SPECIAL FORCES REGIMENT



MILITARY INTELLIGENCE CORPS



CORPS OF ENGINEER SERVICES



SRI LANKA ARMY SERVICE CORPS



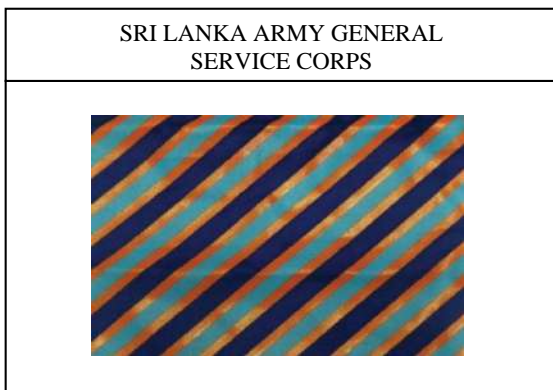
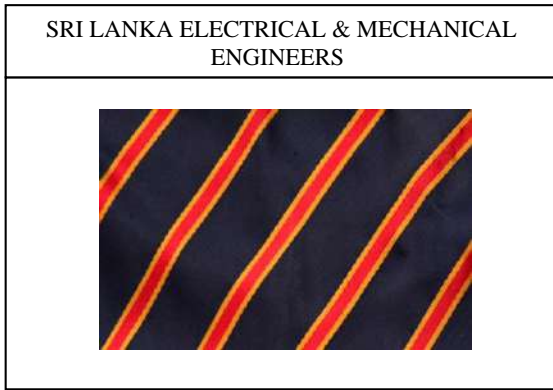
SRI LANKA ARMY MEDICAL CORPS



SRI LANKA ARMY ORDNANCE CORPS











RESTRICTED









RESTRICTED

ANNEX L TO
ARMY DRESS REGULATIONS - PART 1

HACKLES

<p>SRI LANKA ARMoured CORPS</p>	<p>SRI LANKA LIGHT INFANTRY</p>	<p>SRI LANKA SINHA REGIMENT</p>
		
<p>GEMUNU WATCH</p>	<p>GAJABA REGIMENT</p>	<p>VIJAYABAHU INFANTRY REGIMENT</p>
		
<p>MECHANIZED INFANTRY REGIMENT</p>	<p>SPECIAL FORCE REGIMENT</p>	<p>MILITARY INTELLIGENCE CORPS</p>
		

RESTRICTED



RESTRICTED