

ESSA Implementation Task Force

Report Card Review:
DCPS, PCSB, LearnDC, My
School DC, and Great Schools

Agenda

- Welcome and introductions – 15 minutes
- Presentation of existing report cards – 75 minutes
 - District of Columbia Public Schools (DCPS)
 - Public Charter School Board (PCSB)
 - LearnDC (DC Government - OSSE, DME, DCPS, PCSB)
 - My School DC (DC Lottery - public and charter schools)
 - Great Schools (Independent organization)
- Small group discussion – 15 minutes
- Group activity – 10 minutes
- Next steps and adjourn – 5 minutes

What We Know

Attendance Rates



Extracurricular Activities



PARCC Scores



Other Scores



School Rank/Tier



Teacher Retention



Information on Teachers



% Highly Qualified Teachers



Student:Teacher Ratio



Info on School Leader



Reading/Math Proficiency



Demographics



Change Over Time



Comparison Between School and City



Lottery Preferences



Distance from Home



Transit Info



Information about Neighborhood/School



School Climate



DCPS School Profile

Aiton Elementary School

Presenter: Juliana Herman

DCPS School Profile & Score Card

Purpose: The purpose of the DCPS Scorecard is to give parents, students, and community members in the District of Columbia a clear, objective picture of schools and school performance.

Development Process: DCPS engaged 300 stakeholders, including principals, teachers, students, staff, parents and family members, community members, and leaders from across the city.

We learned that community members valued information on:

- School descriptions
- Safe and effective learning
- Parent engagement

DCPS School Profile & Score Card

School Profiles Home > Find A School

FIND A SCHOOL

To view information about a specific school, search below.
 To compare up to four schools, select the checkbox next to the school name.
 Want to speak with a live person about enrollment? Call the Chancellor's Response Team at (202) 478-5738.
[Click here](#) for a comprehensive dataset of all school data found on the profiles & scorecards.

NUMBER OF SCHOOLS YOU HAVE
SELECTED FOR COMPARISON



VIEW MAP OF
ALL SCHOOLS



Narrow the list Select from the options below to narrow the list of schools.

SELECT GRADE LEVELS



SELECT PROGRAMS

SELECT WARD



ENTER SCHOOL NAME

ENTER YOUR ADDRESS TO FIND:

*Please click here to find your DCPS
in-boundary and feeder pattern schools*

Schools within 1 mile

Select a column header (e.g., SCHOOL, WARD, etc.) to sort this list
 view: 10 | 25 | 50 | all

COMPARE	SCHOOL	ADDRESS	PHONE FAX	ONLINE	PRINCIPAL	WARD	GRADE	ENROLLMENT
<input type="checkbox"/>	Aiton Elementary School	533 48th Pl. NE Washington, DC 20019	(202) 671-6060 (202) 724-4630 fax	Website	Malaika Golden	7	 PK3-5th	251
<input type="checkbox"/>	Amidon-Bowen Elementary School	401 I St. SW Washington, DC 20024	(202) 724-4867 (202) 724-4868 fax	Website	TaMikka Sykes	6	 PK3-5th	350
<input type="checkbox"/>	Anacostia High School	1601 16th St. SE Washington, DC 20020	(202) 698-2155 (202) 698-2188 fax	Website	Eric Fraser	8	 9th-12th	449
<input type="checkbox"/>	Ballou High School	3401 4th St. SE Washington, DC 20032	(202) 645-3400 (202) 645-3397 fax	Website	Yetunde Reeves	8	 9th-12th	930

- Search by:
 - Grade levels
 - Specific programs
 - Wards
- Select specific schools
- Find schools nearby your address
- View schools on a map
- Compare up to 4 schools

School Profile



2016-17 SCHOOL SCORECARD

Aiton Elementary School



WARD
7
GRADES
PK3-5TH

Dear Parent or Guardian,

You are the first teacher and most important partner in your child's education. As a result, you need high-quality information on the performance of DCPS schools and the District overall. Inside, you'll find important facts related to **student performance, family and community engagement, safety, facilities, and more.**

Taken together, I believe these data can help you make the best, most informed decisions possible related to your child's education.

While the data on this scorecard provide you with the facts on the progress of this school, the best way to gauge a school's quality is to get involved. Please take a look at the back page for ideas on engaging with your school community.

You can compare schools' programs and performance online at www.dcps.dc.gov/profiles.

It is my hope that you use this information to hold principals, school staff, and my office accountable for continuing to improve the quality of education available to your family.

Sincerely,

John Davis
Interim Chancellor



533 48th Pl. NE Washington, DC 20019
Phone: (202) 671-6060 | Fax: (202) 724-4630
Principal: Malaika Golden | malaika.golden@dc.gov
Web Site: <http://profiles.dcps.dc.gov/Aiton+Elementary+School>
School Hours: Mon–Thur 8:45 a.m. – 4:15 p.m.
Friday 8:15 a.m. – 3:15 p.m.

Aiton Elementary School is a community of learners made up of staff, parents, and student stakeholders. We are committed to providing all children with a rigorous, differentiated academic program that will enable them to be successful in middle school and beyond. We offer extended day for PK through 5th grades and after care program. Aiton also offers variety of extracurricular activities such as, soccer, tennis, and Girl Scouts.

PROGRAMS (2016-17)



ACADEMIC ENRICHMENT

- Three and Four-Year-Old Program
- Blended Learning: Lexia, Waggle, ST Math
- Reading Partners
- Creative Curriculum
- Americorps: Reading Corps and Experience Corps
- Creative Curriculum



WELLNESS AND FITNESS

- DC Scores (Academics and Athletics)
- Girl Scouts
- Soccer
- Tennis
- Flag Football
- Alpine Ski
- Physical Education
- DC Kitchens (Food from Scratch)



ARTS AND CULTURE

- Live It Learn It
- US Attorney's Office of DC
- Embassy Adoption Program
- World Language Spanish



SPECIAL EDUCATION

- Early Learning Support

ELEMENTARY AND SECONDARY EDUCATION ACT CLASSIFICATION

Priority schools need intense support to address overall low student performance, a graduation rate at or below 60% for two consecutive years, or for being previously designated a SIG school. Priority schools must develop an intervention plan that improves all students and report twice a year on meeting planned milestones.



STUDENT DEMOGRAPHICS (2015-16)

Enrollment: 260



English language learners: 1%
Free and reduced-price lunch: 100%
Special education: 15%
In boundary: 42%
Average core class size: 16



533 48th Pl. NE Washington, DC 20019

Phone: (202) 671-6060 | Fax: (202) 724-4630

Principal: Malaika Golden | malaika.golden@dc.gov

Web Site: <http://profiles.dcps.dc.gov/Aiton+Elementary+School>

School Hours: Mon–Thur 8:45 a.m. – 4:15 p.m.

Friday 8:15 a.m. – 3:15 p.m.

Aiton Elementary School is a community of learners made up of staff, parents, and student stakeholders. We are committed to providing all children with a rigorous, differentiated academic program that will enable them to be successful in middle school and beyond. We offer extended day for PK through 5th grades and after care program. Aiton also offers variety of extracurricular activities such as, soccer, tennis, and Girl Scouts.

PROGRAMS (2016-17)



ACADEMIC ENRICHMENT

- Three and Four-Year-Old Program
- Blended Learning: Lexia, Waggle, ST Math
- Reading Partners
- Creative Curriculum
- Americorps: Reading Corps and Experience Corps
- Creative Curriculum



WELLNESS AND FITNESS

- DC Scores (Academics and Athletics)
- Girl Scouts
- Soccer
- Tennis
- Flag Football
- Alpine Ski
- Physical Education
- DC Kitchens (Food from Scratch)



ARTS AND CULTURE

- Live It Learn It
- US Attorney's Office of DC
- Embassy Adoption Program
- World Language Spanish



SPECIAL EDUCATION

- Early Learning Support

Student Performance & Progress



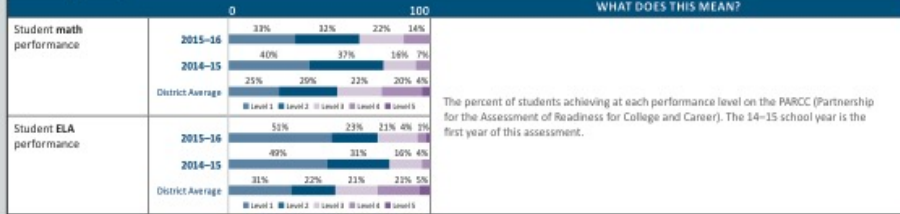
2016-17 SCHOOL SCORECARD

Aiton Elementary School



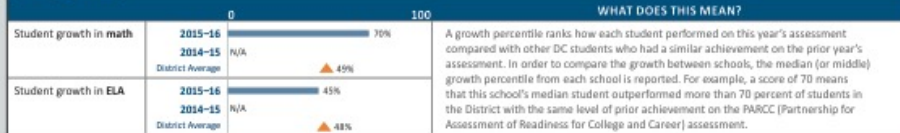
STUDENT PERFORMANCE

Results of annual, standardized assessments don't describe the full school experience, but they do provide the most accurate and reliable signal of student performance. Every DCPS school should demonstrate progress in the core areas of math and reading, as well as cultivate students and faculty focused on improving performance through outstanding teaching and learning.

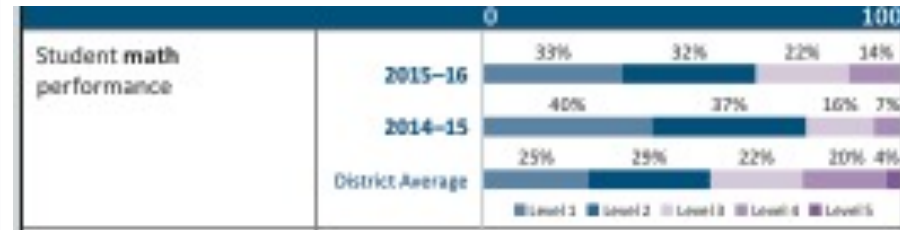


STUDENT PROGRESS

Compared to student performance, which signals the share of students achieving at various levels, student progress is a measure of how much students grow from year to year. While some schools may have relatively few students meeting or exceeding state standards, it is important to gauge the extent to which those schools help students catch up.



Performance on most metrics is displayed by two horizontal bar graphs, one for each of the two most recent school years



District averages are displayed when available beneath the 2nd bar

Safe and Effective Schools

2016-17 SCHOOL SCORECARD

Aiton Elementary School



SAFE AND EFFECTIVE SCHOOLS

DCPS believes that all schools must provide caring and supportive environments. School environments that are safe and welcoming better enable students and staff to learn and teach.

	0	100	WHAT DOES THIS MEAN?
Student in-seat attendance	2015-16: 94% 2014-15: 93% District Average: 94%	94%	The percentage of days students attended.
Truancy rate	2015-16: 2% 2014-15: 7% District Average: 6%	2%	The percentage of students considered truant (10 or more unexcused absences while compulsory school-aged).
Out-of-school suspensions	2015-16: 7% 2014-15: 13% District Average: 4%	7%	The percentage of students included in the enrollment audit who received at least one out-of-school suspension.
Long-term suspensions	2015-16: 0% 2014-15: 0% District Average: 0%	0%	The percentage of students included in the enrollment audit who received at least one long-term suspension (11+ days).
Student safety	2015-16: 99% 2014-15: 74% District Average: 84%	99%	A score that represents student perceptions of safety and order at this school. The scale is from 0 to 100, and the score is based on the results of a student survey.
Student satisfaction	2015-16: 99% 2014-15: 73% District Average: 90%	99%	A score that signals students' overall satisfaction with their school. The scale is from 0 to 100, and the score is based on the results of a student survey.
Student re-enrollment	2015-16: 79% 2014-15: 69% District Average: 82%	79%	The percentage of students who returned to school the following year. This does not include students in the school's highest grade level.
Retention of effective and highly effective teachers	2015-16: 85% 2014-15: 73% District Average: 92%	85%	The percentage of teachers rated Effective or Highly Effective by DC Public Schools' IMPACT evaluation system who are returning to DCPS from the previous year.

- Attendance
- Truancy
- Suspensions
- Student Safety, from student survey
- Student Satisfaction, from student survey
- Student re-enrollment
- Retention of effective & highly effective teachers

Student Surveys

- DCPS administers satisfaction surveys to students in grades 3 and higher each spring.
- Five categories of questions based on indices of school climate and the DCPS School Climate Initiative's core components:
 - Learning Environment,
 - Interpersonal Relationships,
 - Safety,
 - Social Emotional Learning, and
 - Overall Satisfaction with the School.
- In 2016, 78% of students participated.

Student Surveys



93%

of students perceive a positive learning environment



83%

of students feel safe in and around their school



79%

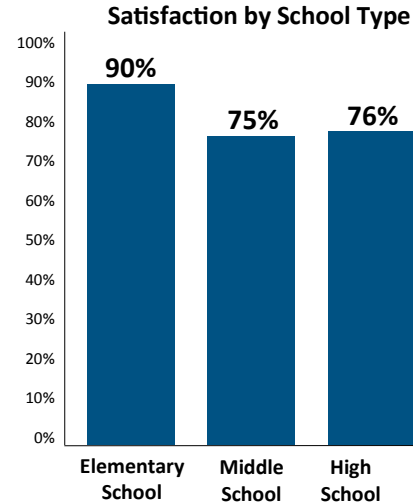
of students perceive positive relationships with staff and peers



68%

of students feel that they receive social and emotional support

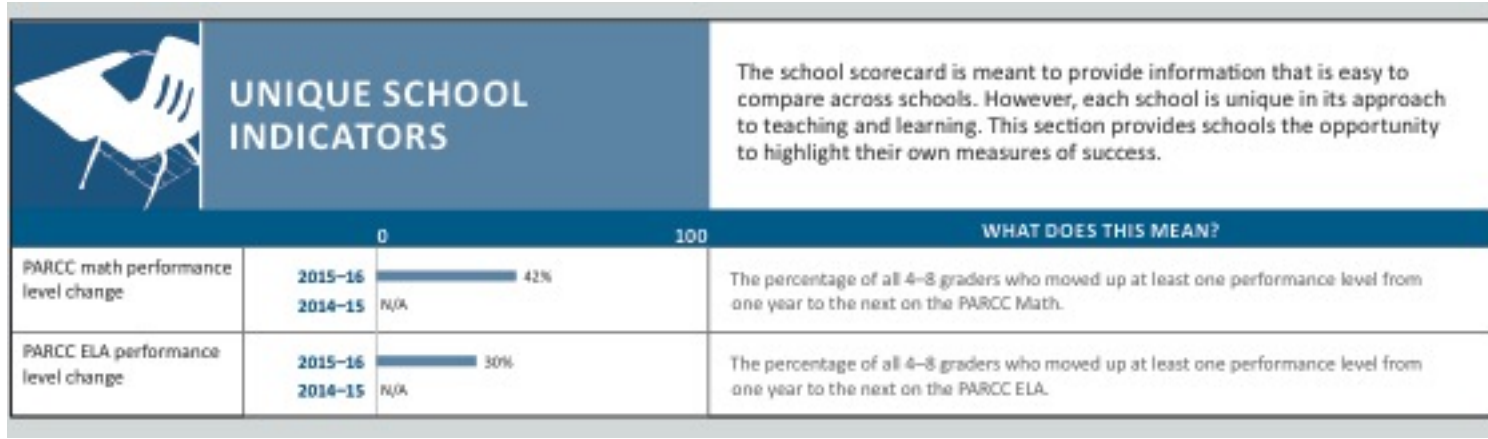
82%
of students are satisfied with their school



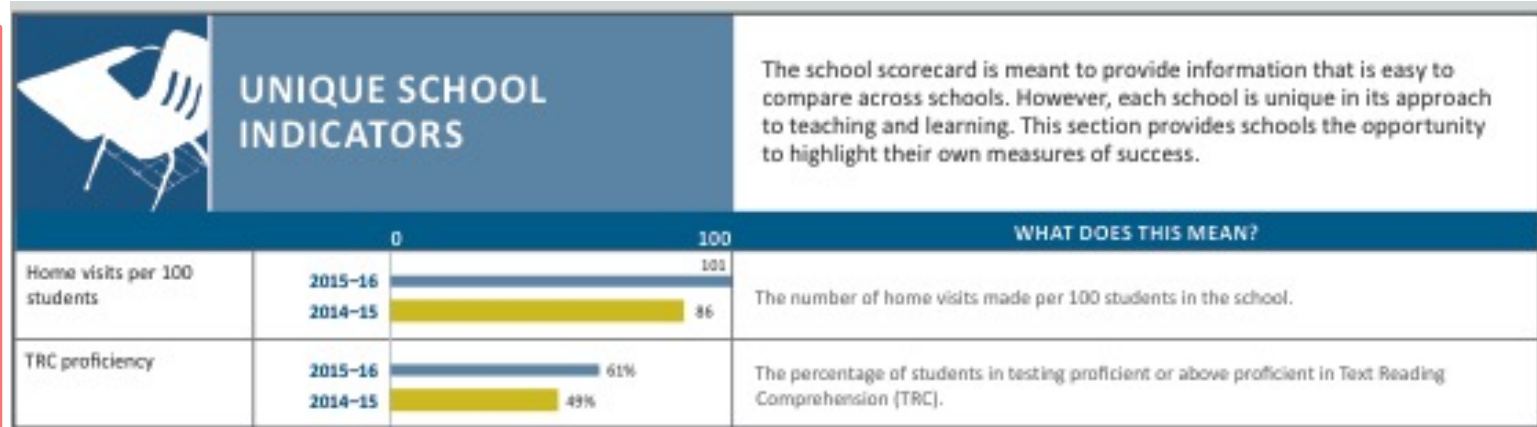
Unique School Indicators

Aiton ES:

- PARCC Performance Level Changes



- ## Burrville ES:
- Home Visits
 - TRC Proficiency



Additional School Information



2016-17 SCHOOL SCORECARD

Aiton Elementary School

Facilities:

- Art room
- Auditorium
- Computer lab
- Gym
- Media center
- Music room
- Outdoor recreation space
- Pool
- Science lab

Other:

- After school care
- Before school care
- School uniform
- Title I

Family and Community Engagement:

- Local school advisory team
- Active parent organization
- Home visit trained teachers
- School tours

Destination School(s):

Kelly Miller Middle School

Community Partnerships:

- Reading Corps
- Howard University
- TEFCU
- Higher Achievement
- Deloitte Consulting LLP
- Kiwanis Club
- U.S. Attorney's Office of DC

- Facilities, such as art, gym, music, outdoor space
- Availability of Afterschool care
- Family and Community Engagement
- Community Partnerships

High School Family Guide

BALLOU

"The transition from high school to college was made significantly easier due to the amount of character and careful preparation for the real world that I received from the administration and staff at Ballou. I am proud to claim it as my Alma Mater."
— Michael, Class of 2013



Why Ballou Senior High School?

Ballou offers honors and AP courses, grade-level Academies, inclusion classes for special needs students, and more than 50 partnerships with national and community organizations. More than 10 percent of graduating seniors are selected for the Achievers Scholarship from the Bill & Melinda Gates Foundation.



What great courses can I take?

Advanced Placement Courses

- AP Studio Art/Drawing
- AP English Literature & Composition
- AP English Language & Composition
- AP U.S. History
- AP World History
- AP Psychology
- AP U.S. Government
- AP Statistics
- AP Environmental Science

Career Education Pathways

- Automotive Technology
- Culinary Arts
- Entrepreneurship
- Academy of Hospitality and Tourism
- Mass Media (Film/Video)

Find Us

3401 4th Street, SE
Washington, DC 20032
202-645-3400
www.balloudc.org

Follow Us

Ballou-Senior-High-School
balloudc
ballouhs

Metro/Bus Service

Bus: A2 AB AD W1 W2 W3 W4
Metro: Congress Heights

Type

- Neighborhood
- Application

Facility Highlights

Dual height atrium cafeteria, state of the art athletic fields/bleachers

Feeder Schools

Hart Middle School,
Johnson Middle School

Uniform

- Yes
- No



School Overview

Gender Breakdown



Demographics



5Y15-16 Enrollment



Graduation Rate



Why Ballou Senior High School?

Ballou offers honors and AP courses, grade-level Academies, inclusion classes for special needs students, and more than 50 partnerships with national and community organizations. More than 10 percent of graduating seniors are selected for the Achievers Scholarship from the Bill & Melinda Gates Foundation.



What great courses can I take?

Advanced Placement Courses

- AP Studio Art/Drawing
- AP English Literature & Composition
- AP English Language & Composition
- AP U.S. History
- AP World History
- AP Psychology
- AP U.S. Government

Career Education Pathways

- AP Statistics
- AP Environmental Science
- Automotive Technology
- Culinary Arts
- Entrepreneurship
- Academy of Hospitality and Tourism
- Mass Media (Film/Video)

High School Family Guide



What programs can prepare me for college and career?

- Naviance
- Dual Enrollment
- SAT Test Prep
- College and Career Field Trips
- Employability Skills Training
- Paid Internships



What extra-curricular activities can I join?

- Band
- Football
- Debate Team
- Girls' Volleyball
- National Honor Society

Facility Highlights

Dual height atrium
cafeteria, state of the art
athletic field/bleachers

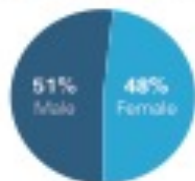
Feeder Schools

Hart Middle School,
Johnson Middle School



School Overview

Gender Breakdown



Demographics



SY15-16 Enrollment



Graduation Rate



PCSB

Center City PCS - Brightwood

Presenter: Erin Kupferberg

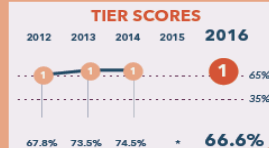


WARD
4

Center City PCS - Brightwood

6008 Georgia Avenue NW
Washington, DC 20011

202-723-3322
www.centercitypcs.org



School Profile (2016-17)

Board Chair

Tom O'Hara

President & CEO

Russ E. Williams, Jr.

Grades Served

● Current Grades ● Future Grades



Is part of a PK-8 network.

Principal

Rachel Tommelleo

First School Year

2008-09

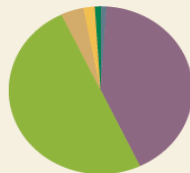
Tier Explanations

- 1 High Performing**
(65.0% - 100.0%)
- 2 Mid Performing**
(35.0% - 64.9%)
- 3 Low Performing**
(0.0% - 34.9%)

For schools serving grades PK-12, DC PCSB uses the **Performance Management Framework (PMF)** to assess school-wide academic performance. Schools are rated by tiers: **Tier 1** schools meet standards of high performance; **Tier 2** schools fall short of high performance standards but meet minimum overall performance standards; and **Tier 3** schools fall significantly short of high performance standards, showing inadequate performance. * Due to the change in the state assessment, scores and tiers were not displayed in 2014-15.

Student Demographics (2015-16)

Total Enrollment
252



Asian	0.4%
Black Non-Hispanic	42.9%
Hispanic / Latino	50.0%
Native American / Alaska Native	4.0%
Pacific Islander / Native Hawaiian	0.0%
White Non-Hispanic	2.0%
Multiracial	0.8%

English Language Learner
34.9%

Economically Disadvantaged
76.6%

Special Education
11.9%

At-Risk Population
37.7%

A Note from the School

The Center City PCS network of PK-8th grade neighborhood-based schools provides a high-quality, well-rounded education for families seeking small learning environments. Center City prepares students to excel in competitive high schools by infusing academics with character, excellence, and service.

Center City PCS - Brightwood

2016 School Quality Report

(2015-16)

Grades Measured: PK4-8



Points Earned
out of
Points Possible

Percent of
Possible
Points

Student Progress (35 points): Academic Improvement Over Time

Growth on the state assessment in English Language Arts



10.8 out of 17.5

61.7%

Growth on the state assessment in mathematics



9.4 out of 17.5

53.7%

Student Achievement (25 points): Approaching, Meeting, or Exceeding College and Career Ready Standards

PARCC: English Language Arts

Approaching College and Career Ready and Above



4.3 out of 7.5

57.3%

College and Career Ready



2.2 out of 5.0

44.0%

PARCC: Mathematics

Approaching College and Career Ready and Above



4.7 out of 7.5

62.7%

College and Career Ready



2.4 out of 5.0

48.0%

Gateway (10 points): Outcomes in Key Subjects that Predict Future Educational Success (returning students)

3rd Grade English Language Arts

College and Career Ready



1.0 out of 5.0

20.0%

8th Grade Mathematics

College and Career Ready



2.6 out of 5.0

52.0%

School Environment (30 points): Predictors of Future Student Progress and Achievement

Attendance

In-seat attendance



9.0 out of 9.0

100.0%

Re-enrollment

Percent of students eligible to re-enroll



8.2 out of 9.0

91.1%

Teacher Interaction Observations: Classroom Assessment

Scoring System (CLASS)

Emotional Support



4.0 out of 4.0

100.0%

Classroom Organization



4.0 out of 4.0

100.0%

Instructional Support



4.0 out of 4.0

100.0%

TOTAL SCORE

TIER 1

66.6 out of 100

66.6%

Center City PCS - Brightwood

2016 School Quality Report

(2015-16)

Grades Measured: PK4-8



Additional Measures: Early Childhood Student Outcomes on School-Selected Assessments

PK Pre-Literacy: Every Child Ready (ECR)

Percent of students who met or exceeded the publisher's expectations for growth or achievement at the end of the year



PK Math: Every Child Ready (ECR)

Percent of students who met or exceeded the publisher's expectations for growth or achievement at the end of the year



K-2 Reading: NWEA Measures of Academic Progress (MAP)

Median percentile of student growth compared to national student performance



K-2 Math: NWEA Measures of Academic Progress (MAP)

Median percentile of student growth compared to national student performance



LearnDC

Aiton Elementary School

Presenters: Shana Young and Justin Tooley

Overview

Purpose: To provide an overview of the features and data presented on Learn DC

I.) Overview of Learn DC

II.) Functionality

III.) Data Overview of Learn DC

IV.) Strengths & Weaknesses

V.) Next Steps

Purpose of Learn DC

Target Purpose:

- “Learn DC is a one stop source for information and resources about education that create opportunities for DC students in college, careers, and life.
- “Learn DC lets you track progress, make informed choices, and seize opportunities.”
- Compliance with Elementary & Secondary Education Act

Target Audience:

- Initially parents, but many stakeholders use it to access information.

[Learn DC Introductory Video](#)

Learn DC: State, LEA, and School Data

Learn DC presents available data at the school and LEA levels.

The screenshot shows the Learn DC website interface. At the top, there is a navigation bar with the Learn DC logo on the left and 'CONTACT' and 'District of Columbia Office of the State Superintendent of Education' on the right. Below this is a blue banner with navigation links: 'SCHOOL PROFILES', 'CLASSROOMS', 'EARLY CHILDHOOD', 'CHILD CARE FINDER', and 'NEXT GENERATION ASSESSMENTS'. A central banner features three buttons: 'FIND A SCHOOL', 'DC REPORT CARD', and 'ABOUT THIS INFO'. Below this is a large 'ADVANCED SEARCH' section with two tabs: 'DC SCHOOLS' (which is highlighted in blue) and 'LEAS'. At the bottom of the search section, there are options for 'Reset Criteria', 'SORT BY: NAME', and a search input field labeled 'Search School Names' with a magnifying glass icon. The Windows taskbar is visible at the very bottom, showing various application icons and the system clock indicating 3:38 PM on 8/18/2017.

Learn DC: State, LEA, and School Data

The user can also generate a report card with SEA level data.

The screenshot displays the Learn DC website interface. At the top, there is a navigation bar with the Learn DC logo on the left and a 'CONTACT' link on the right. Below the navigation bar is a blue header with menu items: 'SCHOOL PROFILES', 'CLASSROOMS', 'EARLY CHILDHOOD', 'CHILD CARE FINDER', and 'NEXT GENERATION ASSESSMENTS'. The main content area features a large banner with the text 'ADVANCED SEARCH' and three buttons: 'FIND A SCHOOL', 'DC REPORT CARD', and 'ABOUT THIS INFO'. Below the banner, there are two tabs: 'DC SCHOOLS' (which is active) and 'LEAS'. At the bottom of the page, there is a search section with a 'Reset Criteria' link, a 'SORT BY: NAME' dropdown menu, a 'GRADE' dropdown menu, and a search input field labeled 'Search School Names' with a magnifying glass icon. The Windows taskbar is visible at the very bottom, showing various application icons and the system clock indicating 3:38 PM on 8/18/2017.

Features: Reports

Includes:

- Address
- Ward
- Principal Name & Contact
- School Type
- Grade Levels

The screenshot shows the LearnDC website interface. At the top, there is a navigation bar with the LearnDC logo and a 'CONTACT' link. Below this is a blue navigation bar with links for 'SCHOOL PROFILES', 'CLASSROOMS', 'EARLY CHILDHOOD', 'CHILD CARE FINDER', and 'NEXT GENERATION ASSESSMENTS'. A search bar contains the text 'AITON ES'. Below the search bar are three buttons: 'FIND A SCHOOL', 'DC REPORT CARD', and 'ABOUT THIS INFO'. The main content area is divided into four tabs: 'OVERVIEW', 'REPORT CARD', 'PROFILE', and 'EQUITY REPORT'. The 'OVERVIEW' tab is active and shows two columns of information: 'Contact' and 'Location'. The 'Contact' column lists the principal as Malaika Golden with her phone number. The 'Location' column shows the school is in Ward 7 at 533 48th Pl NE.

CONTACT District of Columbia Office of the State Superintendent of Education OSSE

SCHOOL PROFILES CLASSROOMS EARLY CHILDHOOD CHILD CARE FINDER NEXT GENERATION ASSESSMENTS

FIND A SCHOOL DC REPORT CARD ABOUT THIS INFO

AITON ES

OVERVIEW REPORT CARD PROFILE EQUITY REPORT

Contact

Malaika Golden
Principal
Phone: (202) 671-6060

Location

WARD 7
533 48TH PL NE

Features: Reports

Includes:

- School Classification
- DC CAS Results
- Link to PARCC Results
- Attendance
- Credentials of Instructional Staff

The screenshot shows the LearnDC website interface. At the top, there is a navigation bar with the LearnDC logo and a 'CONTACT' link. Below this is a blue navigation menu with 'SCHOOL PROFILES' highlighted. A search bar contains 'DC REPORT CARD'. The main content area features a large banner for 'AITON ES' with buttons for 'FIND A SCHOOL', 'DC REPORT CARD', and 'ABOUT THIS INFO'. Below the banner is a tabbed interface with 'OVERVIEW', 'REPORT CARD', 'PROFILE', and 'EQUITY REPORT'. The 'OVERVIEW' tab is active, displaying contact information for Malaika Golden, Principal, and location information for Ward 7.

Contact	Location
Malaika Golden Principal Phone: (202) 671-6060	WARD 7 533 48TH PL NE

Features: Reports

Equity reports provide the audience with reports that compare data elements by race, ethnicity, economic status, special education status, and other factors.

The screenshot shows a web browser window with the URL <http://learndc.org/schoolprofiles/view?s=0202#overview>. The page features the LearnDC logo and navigation links for SCHOOL PROFILES, CLASSROOMS, EARLY CHILDHOOD, CHILD CARE FINDER, and NEXT GENERATION ASSESSMENTS. A navigation bar includes buttons for FIND A SCHOOL, DC REPORT CARD, and ABOUT THIS INFO. The main content area displays the school name AITON ES and a navigation menu with tabs for OVERVIEW, REPORT CARD, PROFILE, and EQUITY REPORT. The EQUITY REPORT tab is active, showing contact information for Malaika Golden, Principal, and the school's location in Ward 7 at 533 48th Pl NE.

Contact	Location
Malaika Golden Principal Phone: (202) 671-6060	WARD 7 533 48TH PL NE

Features: Reports

School profiles are snapshots that provide information on the school, for example, program, median growth percentile, early childhood programs, enrollment, discipline.

The screenshot shows the LearnDC website interface. At the top, there is a navigation bar with the LearnDC logo and a 'CONTACT' link. Below this is a blue navigation bar with links for 'SCHOOL PROFILES', 'CLASSROOMS', 'EARLY CHILDHOOD', 'CHILD CARE FINDER', and 'NEXT GENERATION ASSESSMENTS'. A search bar contains the text 'AITON ES'. Below the search bar are three buttons: 'FIND A SCHOOL', 'DC REPORT CARD', and 'ABOUT THIS INFO'. The main content area is divided into four tabs: 'OVERVIEW', 'REPORT CARD', 'PROFILE', and 'EQUITY REPORT'. The 'OVERVIEW' tab is active, showing contact and location information.

Contact	Location
Malaika Golden Principal Phone: (202) 671-6060	WARD 7 533 48TH PL NE

Features: Comparisons

The user can build comparisons charts between schools.

The screenshot shows a web browser window displaying the LearnDC school profiles search results. The page is titled "LearnDC | Creating Opport..." and shows a search for school profiles. A comparison chart is displayed, comparing two schools: Amidon Bowen ES and Anacostia HS. The chart includes a "BACK TO SEARCH" button and an "Edit Criteria" link. The comparison table has the following data:

	Amidon Bowen ES	Anacostia HS
GRADES OFFERED	Kindergarten–Grade 5, undefined, undefined	Grades 9–12
ADDRESS	401 I ST SW Washington, DC 20024	1601 16TH ST SE Washington, DC 20020
CLASSIFICATION	30 RISING PRIORITY	26 PRIORITY
TOTAL ENROLLMENT	345 STUDENTS	661 STUDENTS

The browser's address bar shows the URL "http://learndc.org/schoolprofiles/search#". The Windows taskbar at the bottom shows the time as 10:52 AM on 8/16/2017.

Features: Comparisons

Comparisons can be made using the following data:

Basic Information

- Address, transit, description of school environment and goals, grade levels

School Performance

- Test scores, school classification, grad rate

Enrollment

College Readiness

- Participation on AP and SAT

The screenshot shows a web browser window displaying search results for two schools: Amidon Bowen ES and Anacostia HS. The page includes a search bar, a 'BACK TO SEARCH' button, and a table with comparison data. The table has columns for school names and rows for various metrics. The 'CLASSIFICATION' row features circular progress indicators for each school.

	Amidon Bowen ES	Anacostia HS
Edit Criteria	VIEW PROFILE	VIEW PROFILE
GRADES OFFERED	Kindergarten–Grade 5, undefined, undefined	Grades 9–12
ADDRESS	401 I ST SW Washington, DC 20024	1601 16TH ST SE Washington, DC 20020
CLASSIFICATION	30 RISING PRIORITY	26 PRIORITY
TOTAL ENROLLMENT	345 STUDENTS	661 STUDENTS

Features: Download

The user is able to produce the data into excel sheets by using the download feature.

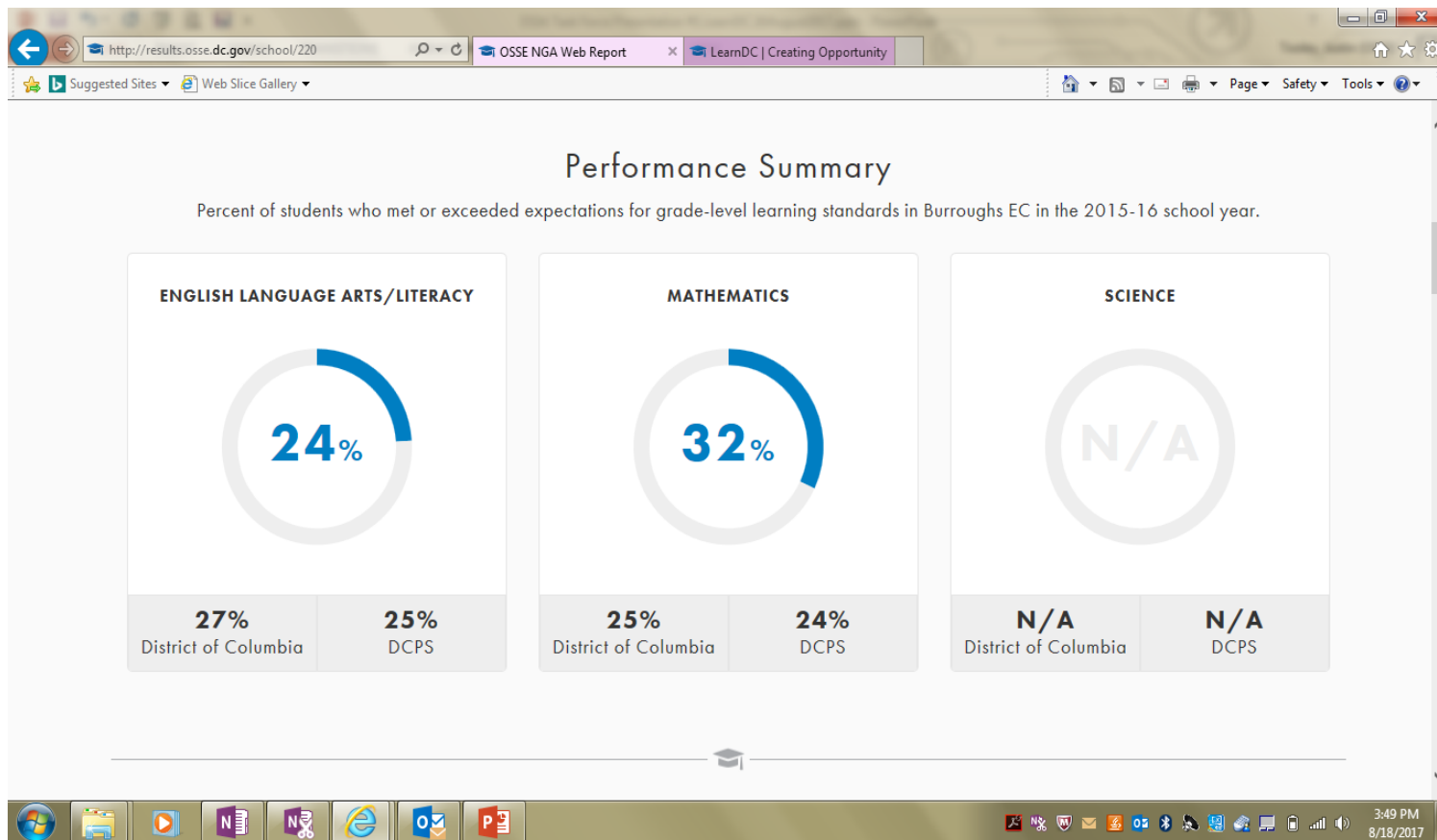
The screenshot shows a web browser window displaying a school profile page. The address bar shows the URL <http://learnDC.org/schoolprofiles/view?s=0202#profile>. The page title is "Aiton ES | LearnDC". The browser's address bar includes "Suggested Sites" and "Web Slice Gallery". The page content includes a "DISCIPLINE +" link and a "MID-YEAR ENTRANCE AND WITHDRAWAL +" link. Below the link is a bar chart showing the percentage change in enrollment from October to May. The chart includes a legend for "Entrance" (green bars), "Withdrawal" (blue bars), and "Net Change" (orange line). The net change values are: Oct (8.5), Nov (9.2), Dec (9.2), Jan (10.0), Feb (11.5), Mar (11.5), Apr (12.7), and May (12.7). Below the chart is a paragraph of text: "These charts examine how student enrollment changed over the course of the 2015-2016 school year. Students can enter and withdraw from schools throughout the year as they transfer between schools or move into or out of DC." A "DOWNLOAD" button is located below the text. The Windows taskbar at the bottom shows the Start button, taskbar search, and several application icons including Internet Explorer, Outlook, Word, Excel, and PowerPoint. The system tray shows the time as 1:44 PM on 8/16/2017.

Month	Entrance (%)	Withdrawal (%)	Net Change (%)
Oct	8.5	0.0	8.5
Nov	9.2	-1.5	9.2
Dec	9.2	-1.5	9.2
Jan	10.0	-3.8	10.0
Feb	11.5	-3.8	11.5
Mar	11.5	-4.6	11.5
Apr	12.7	-5.4	12.7
May	12.7	-5.4	12.7

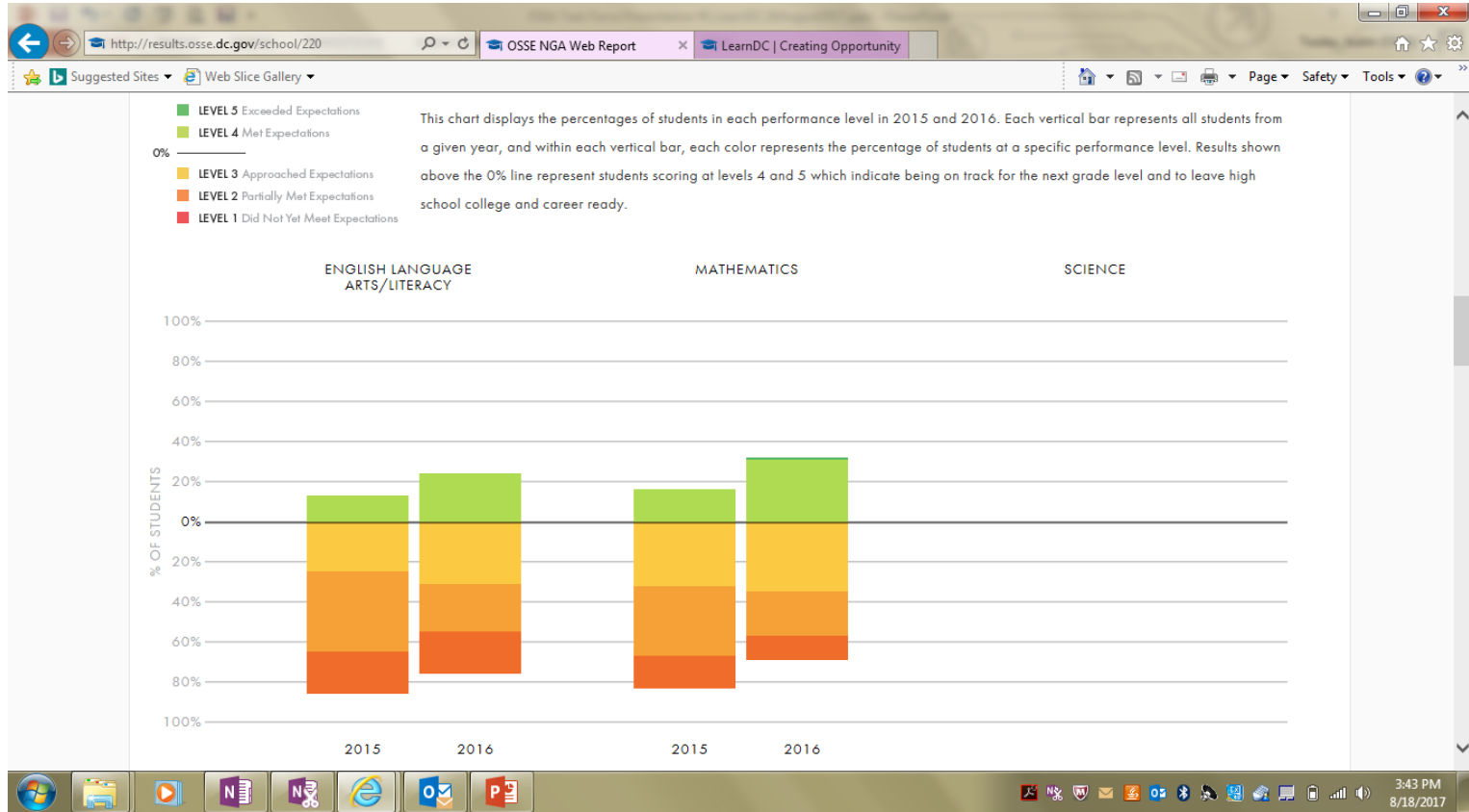
These charts examine how student enrollment changed over the course of the 2015-2016 school year. Students can enter and withdraw from schools throughout the year as they transfer between schools or move into or out of DC.

[DOWNLOAD](#)

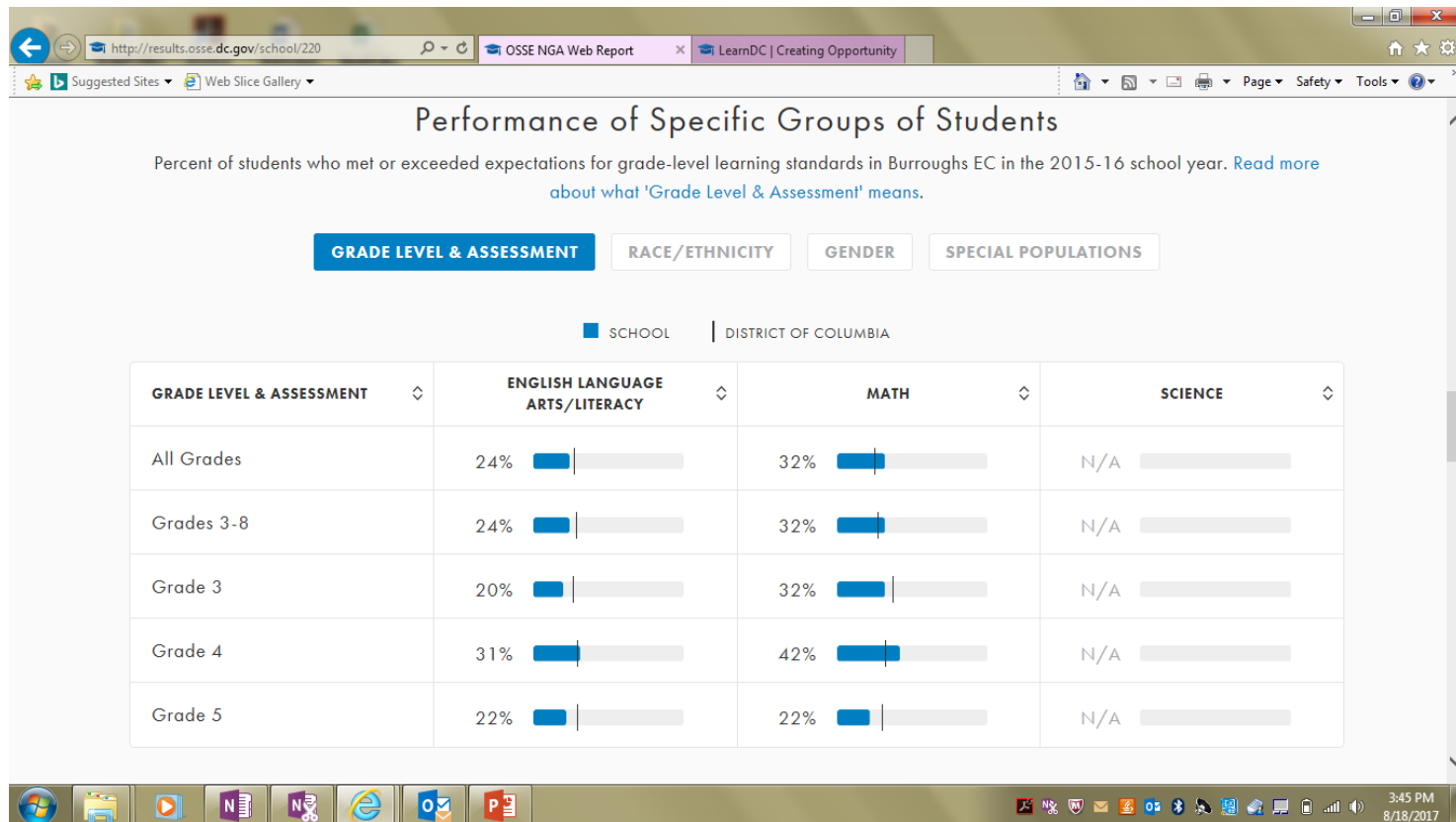
Learn DC: Next Gen/PARCC Data



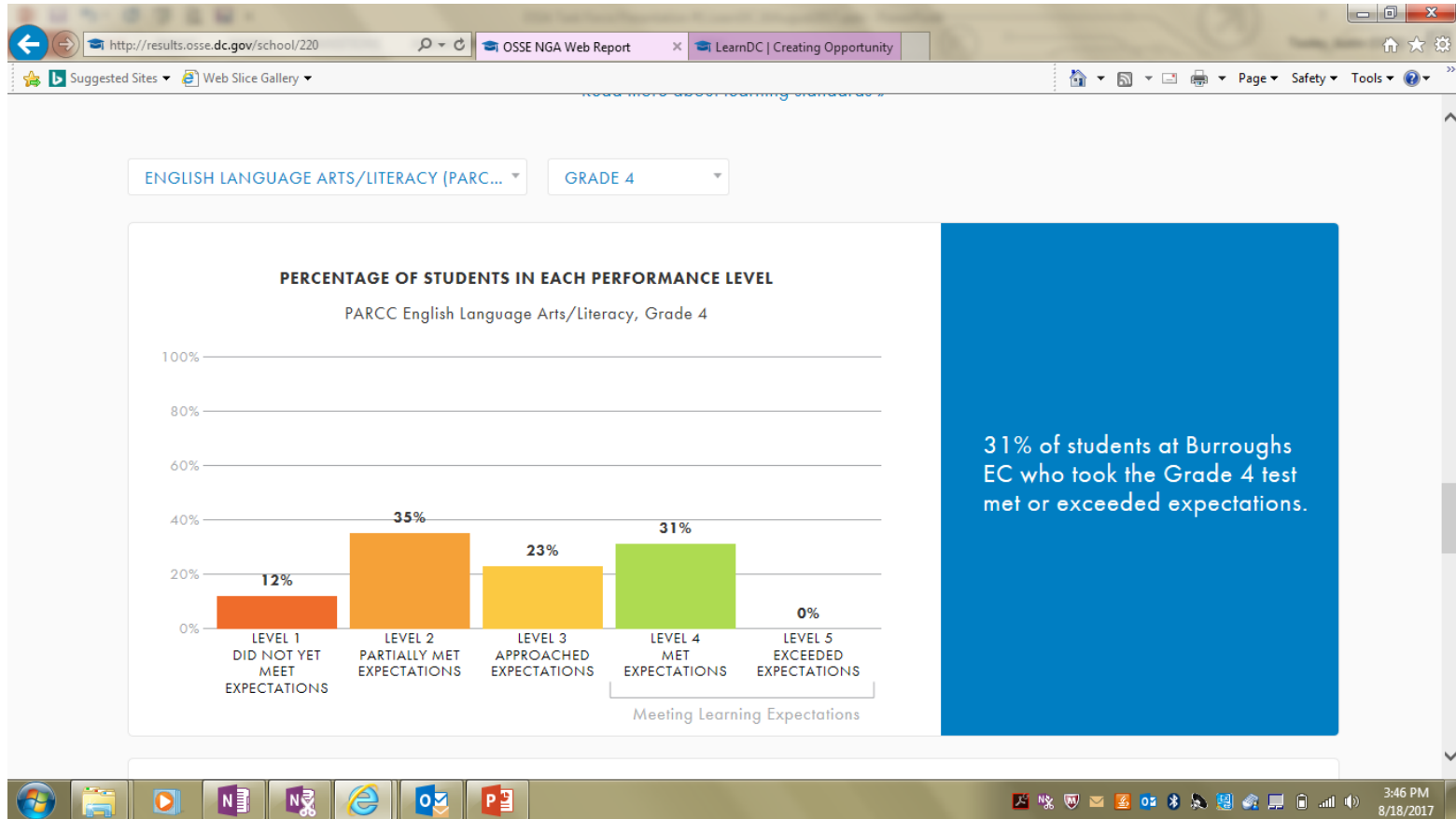
Learn DC: Next Gen/PARCC Data



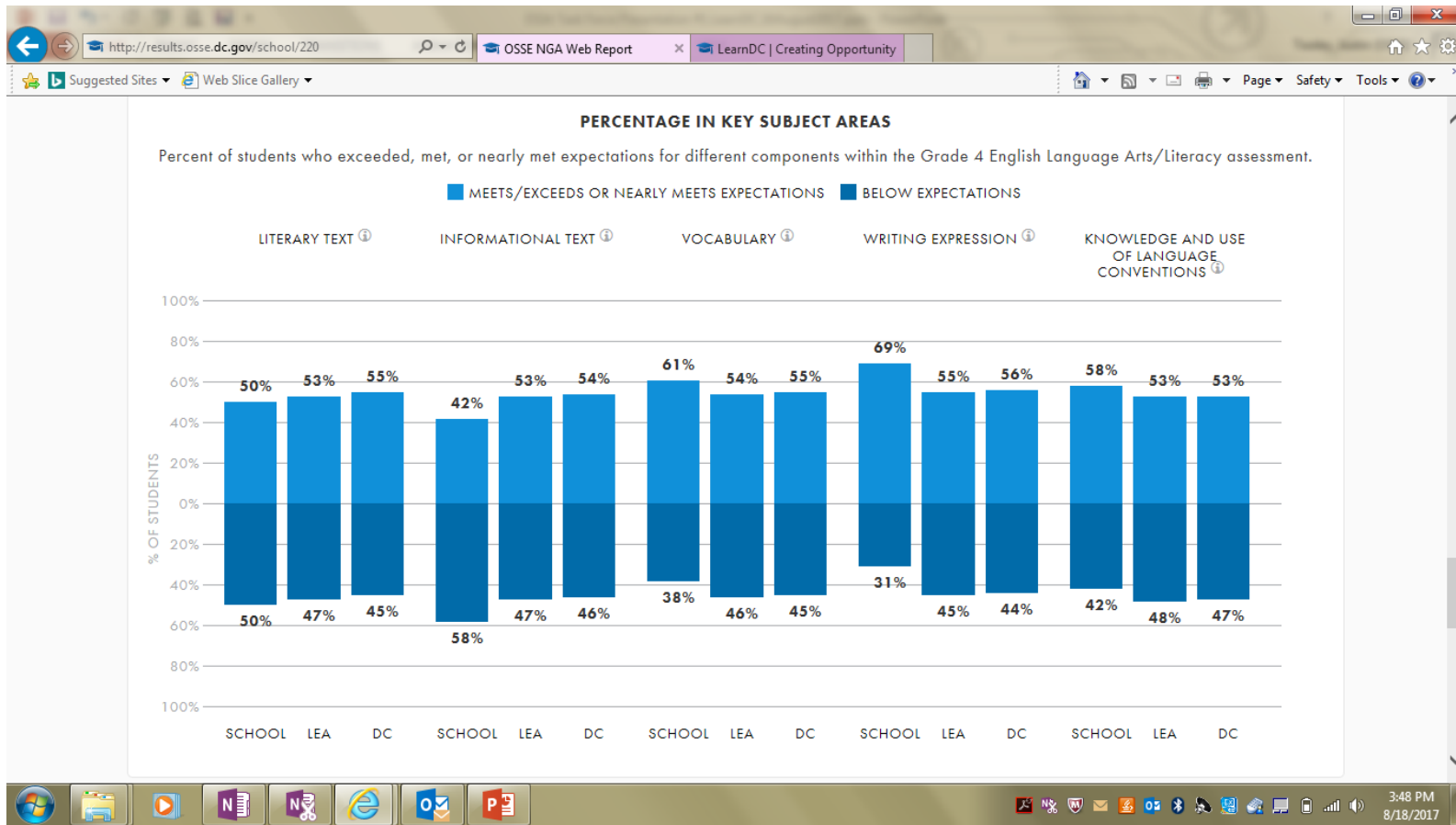
Learn DC: Next Gen/PARCC Data



Learn DC: Next Gen/PARCC Data



Learn DC: Next Gen/PARCC Data



Strengths & Weaknesses of Learn DC

Potential Strengths

- Robust set of data elements
- Data visualization and graphics
- Advanced Search Feature
- Download Data Feature
- Content attempts to help public navigate complex education system

Potential Weaknesses

- Data elements missing that may be informative
- Same data presented in different locations
- Current location might not make sense
- Scope Creep
- Timeliness of data
- Some data elements, like PARCC are on a different website
- Functionality isn't intuitive

Helpful Next Steps

- Visit [Learn DC](#) and play around
 - Pay attention to the navigation
 - Pay attention to the data elements
 - Put yourself in a position of a parent that knows very little about the DC education system
- When you find other websites that display data- especially state education report cards
 - Specific examples of quality are going to be helpful
 - Note the features that are helpful
 - Note the functionality that isn't helpful

My School DC

Aiton Elementary School

Presenters: Cat Peretti and Aryan Bocquet

Aiton Elementary School

DCPS School

WEBSITE
profiles.dcps.dc.gov/aiton

GRADES SERVED IN 2017-18

PK3-5

GRADES ACCEPTING NEW STUDENTS IN 2017-18

All

ADDRESS

533 48th Pl. NE

PHONE

202-671-6060



ABOUT THIS SCHOOL

Aiton Elementary School is a community of learners committed to providing all children with a rigorous, differentiated academic program that will enable them to be successful in middle school and beyond. We offer a variety of extracurricular activities and before and after care programs.

SCHOOL HOURS

8:45 a.m.–3:15 p.m.

EXTENDED HOURS

After care available
4:30 p.m.–6:00 p.m.
Contact school for details

SCHOOL UNIFORM

Required

ADDITIONAL ENRICHMENT OFFERED

Capital Education Program,
Foundations, Just Words

This school is an Early Action
PK school for grades PK3 and
PK4. Learn more [HERE](#).

2015-16 PARCC SCORES

Math

Student Proficiency Levels



ELA

Student Proficiency Levels



- Did not yet meet expectations
- Partially met expectations
- Approached expectations
- Met expectations
- Exceeded expectations

TOTAL 2015-16 ENROLLMENT

260

STUDENT DEMOGRAPHICS

98.8% Black, non-Hispanic
1.2% Hispanic / Latino

LOTTERY PREFERENCES

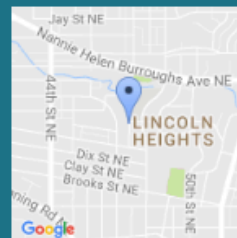
Early Action PK
In-boundary w/ Sibling Attending
In-boundary w/ Sibling Offered
In-boundary
Sibling Attending
Sibling Offered
Proximity

ADDITIONAL RESOURCES

- LearnDC school profile
- Equity report

OPEN HOUSES

533 48th Pl. NE



Directions to the school

WARD 7



METRO/BUS SERVICE

96, 97, U5, U6, U8,
W4, X9

Kids Ride Free! Click [HERE](#).



Learn



Apply



Enroll

← BACK to find schools

School Finder SY 2017-2018



Find schools by address, grade and/or program type

★ Enter address or school name to center the map

4604 GAULT PLACE NE

SUBMIT

Filter By Distance

1 mi 1.5 mi 2 mi 2.5 mi 3 mi

Find In-Boundary School

Enter Your Home Address to Search For Your In-Boundary Schools.

Display In-Boundary Schools Only

Do I have a right to attend my in-boundary school?

At your in-boundary school(s) you have a right to attend grades Kindergarten through 12th, and you must enroll directly with the school. For PK3 or PK4 programs at your in-boundary school, you must apply through My School DC and you will get an in-boundary preference in the lottery and on the waitlist.

Filter by grade

PK3 PK4 K 1 2
3 4 5 6 7
8 9 10 11 12

Other filters

Dual Language/Immersion

International Baccalaureate

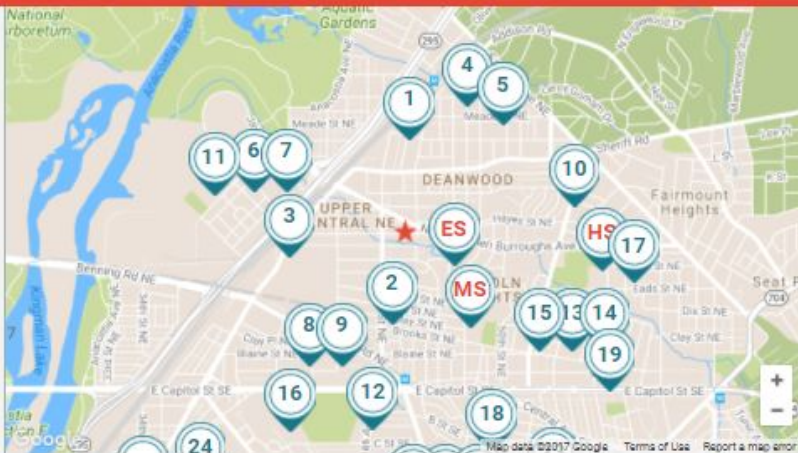
Intercollegiate sports

Montessori

Uniform

Before Care

After Care



Roll over or Click to Display Boundaries

Elementary School Boundary Middle School Boundary High School Boundary

For more information on phase-in policies, click here.

Schools are listed by distance from 4604 GAULT PLACE NE

Graces Served
Feeder Schools

Distance/Time
View Transit Times

Metrol Rail
Metrol Bus

PARCC
Met or Exceeded
Expectations

ES Aiton Elementary School

PK3-5

0.26 mi
View Transit Times

Math 14%
ELA 6%

533 48TH PLACE NE
Washington, DC 20019

Feeds into:
Katy Miller Middle School

In-Boundary

This school is an Early Action PK school for grades PK3 and PK4. Learn more [HERE](#).

1 IDEA PCS

9-12

0.37 mi
View Transit Times

Math 8%
ELA 18%

1027 45TH STREET NE
Washington, DC 20019

2 Smothers Elementary School

PK3-5

0.38 mi
View Transit Times

Math 8%
ELA 6%

Great Schools

Aiton Elementary School

Presenter: Carrie Goux

Aiton Elementary School Unclaimed ?

533 48th Place Northeast, Washington, DC 20019 | District Of Columbia Public Schools | (202) 671-6060 | School website | More contact

4/10

GREATSCHOOLS
RATING ?

REVIEWS
1 ★★★★★

GRADES
PK-5

STUDENTS
252

TYPE
Public

ACADEMICS ?

Test scores

1/10

Student progress

7/10

EQUITY ?

Race/ethnicity

Low-income students

Students with disabilities

ENVIRONMENT ?

Students

Teachers & staff

Neighborhood



Review



Save



Compare

The Official TIAA® Site - Personalized Financial Support
TIAA Financial Services

Personalized Financial Planning For Your Lifelong Goals. Learn More.

WEBSITE | DIRECTIONS

ADVERTISEMENT

ACADEMICS

1/10

Test scores ?

Find out what state standardized test scores really tell you about a school - and what they don't.

Past ratings

Very concerning:

Test scores at this school fall far below the state average. This suggests that students at this school are likely not performing at grade level.

7/10

Student progress ?

Past ratings

A promising sign

Students at this school are making **more** academic progress given where they were last year, compared to similar students in the state.

Strong student progress (also known as student growth) means different things. In some states, the **average progress is so low**, that even strong progress may not prepare a majority of students for college and career. It also depends on the school's test scores.

Strong progress with low test scores means... that students are starting at a low point but the school is doing a better job at supporting their academic growth than most other schools.

Strong progress with high test scores means students have strong academic skills and the school is doing a better job at supporting academic growth than most other schools.



Parent tip

Ask the school how it interprets this rating and what you can do to support the school's continued success.

Sources



Race/ethnicity ?

Find out how to start a conversation at your child's school about the best ways to help all kids succeed.

Test scores

Discipline & attendance

Math

This shows results across different races/ethnicities on Math test given to students once a year. Big differences may suggest that some student groups are not getting the support they need to succeed.

All students

(30 students)

3%

State avg: 37%

Black

(100% of students)

3%

State avg: 30%

Notice something missing or confusing? ?

Sources



Low-income students

Is your school helping all students succeed? Here's what to look for.

Test scores

Math

Very concerning:

The Math scores of low-income students at this school are below the state average for low-income kids.



Parent tip

Ask the school what it's doing to help students who are behind.



Students with disabilities

Discipline & attendance

% suspended % chronically absent

This shows the suspension rates for students with disabilities at this school compared to the state average. High suspension rates mean less time for teaching and learning.



Parent tip

See how some schools are using innovative approaches to improve discipline and attendance.



Notice something missing or confusing?



General Information

Edit

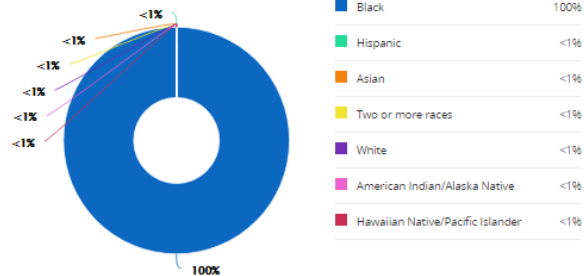
Find out about this school's hours, enrollment, classes, sports, and more.

- Are you an administrator at this school? Claim your school's profile to edit general information and share what makes your school unique. Learn more.
- Are you a parent or student at this school? Encourage school administrators to claim this school's profile.

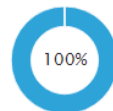


Students

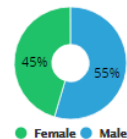
Studies show that diversity in school leads to long-term benefits for students. Discover why!



Students from low-income families



Gender



ources



Teachers & staff

Parents often value small class sizes, but the truth is more complicated.



Questions to Consider

- What are the positive attributes of each report card we saw?
- Is there a report card that is closest to what you're looking for?
- What are the most important features for a school report card to have?