

June 29, 2023

**District of Columbia
Revised State Template for the
Consolidated State Plan**

The Elementary and Secondary Education Act of 1965, as
amended by the Every Student Succeeds Act



**U.S. Department of Education
Issued: June 2023**

OMB Number: 1810-0576

Introduction

Section 8302 of the Elementary and Secondary Education Act of 1965 (ESEA), as amended by the Every Student Succeeds Act (ESSA),¹ requires the Secretary to establish procedures and criteria under which, after consultation with the Governor, a State educational agency (SEA) may submit a consolidated State plan designed to simplify the application requirements and reduce burden for SEAs. ESEA section 8302 also requires the Secretary to establish the descriptions, information, assurances, and other material required to be included in a consolidated State plan. Even though an SEA submits only the required information in its consolidated State plan, an SEA must still meet all ESEA requirements for each included program. In its consolidated State plan, each SEA may, but is not required to, include supplemental information such as its overall vision for improving outcomes for all students and its efforts to consult with and engage stakeholders when developing its consolidated State plan.

Completing and Submitting a Consolidated State Plan

Each SEA must address all of the requirements identified below for the programs that it chooses to include in its consolidated State plan. An SEA must use this template or a format that includes the required elements and that the State has developed working with the Council of Chief State School Officers (CCSSO). Each SEA must submit to the U.S. Department of Education (Department) its consolidated State plan by one of the following two deadlines of the SEA's choice:

- **April 3, 2017;** or
- **September 18, 2017.**

Any plan that is received after April 3, but on or before September 18, 2017, will be considered to be submitted on September 18, 2017. In order to ensure transparency consistent with ESEA section 1111(a)(5), the Department intends to post each State plan on the Department's website.

Alternative Template

If an SEA does not use this template, it must:

- 1) Include the information on the Cover Sheet;
- 2) Include a table of contents or guide that clearly indicates where the SEA has addressed each requirement in its consolidated State plan;
- 3) Indicate that the SEA worked through CCSSO in developing its own template; and
- 4) Include the required information regarding equitable access to, and participation in, the programs included in its consolidated State plan as required by section 427 of the General Education Provisions Act. See Appendix B.

Individual Program State Plan

An SEA may submit an individual program State plan that meets all applicable statutory and regulatory requirements for any program that it chooses not to include in a consolidated State plan. If an SEA intends to submit an individual program plan for any program, the SEA must submit the individual program plan by one of the dates above, in concert with its consolidated State plan, if applicable.

Consultation

Under ESEA section 8540, each SEA must consult in a timely and meaningful manner with the Governor, or appropriate officials from the Governor's office, including during the development and prior to submission of its consolidated State plan to the Department. A Governor shall have 30 days prior to the SEA submitting the consolidated State plan to the Secretary to sign the consolidated State plan. If the Governor has not signed the

¹ Unless otherwise indicated, citations to the ESEA refer to the ESEA, as amended by the ESSA.

plan within 30 days of delivery by the SEA, the SEA shall submit the plan to the Department without such signature.

Assurances

In order to receive fiscal year (FY) 2017 ESEA funds on July 1, 2017, for the programs that may be included in a consolidated State plan, and consistent with ESEA section 8302, each SEA must also submit a comprehensive set of assurances to the Department at a date and time established by the Secretary. In the near future, the Department will publish an information collection request that details these assurances.

For Further Information: If you have any questions, please contact your Program Officer at [OSS.\[State\]@ed.gov](mailto:OSS.[State]@ed.gov) (e.g., OSS.Alabama@ed.gov).

Cover Page

Contact Information and Signatures	
SEA Contact (Name and Position): Emily Gargiulo, Chief of Staff	Telephone: (202) 727-6436
Mailing Address: Office of the State Superintendent of Education 100 First St. NE, 3 rd Floor Washington, DC 20002	Email Address: Emily.Gargiulo@dc.gov
<p>By signing this document, I assure that: To the best of my knowledge and belief, all information and data included in this plan are true and correct. The SEA will submit a comprehensive set of assurances at a date and time established by the Secretary, including the assurances in ESEA section 8304. Consistent with ESEA section 8302(b)(3), the SEA will meet the requirements of ESEA sections 1117 and 8501 regarding the participation of private school children and teachers.</p>	
Authorized SEA Representative (Printed Name): Dr. Christina Grant, State Superintendent of Education	Telephone: (202) 727-6436
Signature of Authorized SEA Representative	Date: 8/5/2022

Contact Information and Signatures	
Governor (Printed Name)	Date SEA provided plan to the Governor under ESEA section 8540:
Paul Kihn, Deputy Mayor for Education	/ 7/13/2022
Signature of Governor	Date:

Programs Included in the Consolidated State Plan

Instructions: Indicate below by checking the appropriate box(es) which programs the SEA included in its consolidated State plan. If an SEA elected not to include one or more of the programs below in its consolidated State plan, but is eligible and wishes to receive funds under the program(s), it must submit individual program plans for those programs that meet all statutory and regulatory requirements with its consolidated State plan in a single submission.

Check this box if the SEA has included all of the following programs in its consolidated State plan.

or

If all programs are not included, check each program listed below that the SEA includes in its consolidated State plan:

- Title I, Part A: Improving Basic Programs Operated by Local Educational Agencies
- Title I, Part C: Education of Migratory Children
- Title I, Part D: Prevention and Intervention Programs for Children and Youth Who Are Neglected, Delinquent, or At-Risk
- Title II, Part A: Supporting Effective Instruction
- Title III, Part A: English Language Acquisition, Language Enhancement, and Academic Achievement
- Title IV, Part A: Student Support and Academic Enrichment Grants
- Title IV, Part B: 21st Century Community Learning Centers
- Title V, Part B, Subpart 2: Rural and Low-Income School Program
- Title VII, Subpart B of the McKinney-Vento Homeless Assistance Act: Education for Homeless Children and Youth Program (McKinney-Vento Act)

Instructions

Each SEA must provide descriptions and other information that address each requirement listed below for the programs included in its consolidated State plan. Consistent with ESEA section 8302, the Secretary has determined that the following requirements are absolutely necessary for consideration of a consolidated State plan. An SEA may add descriptions or other information, but may not omit any of the required descriptions or information for each included program.

A. Title I, Part A: Improving Basic Programs Operated by Local Educational Agencies (LEAs)

1. Challenging State Academic Standards and Assessments (ESEA section 1111(b)(1) and (2) and 34 CFR §§ 200.1–200.8.)
2. Eighth Grade Math Exception (ESEA section 1111(b)(2)(C) and 34 CFR § 200.5(b)(4)):
 - i. Does the State administer an end-of-course mathematics assessment to meet the requirements under section 1111(b)(2)(B)(v)(I)(bb) of the ESEA?
X Yes
 No
 - ii. If a State responds “yes” to question 2(i), does the State wish to exempt an eighth-grade student who takes the high school mathematics course associated with the end-of-course assessment from the mathematics assessment typically administered in eighth grade under section 1111(b)(2)(B)(v)(I)(aa) of the ESEA and ensure that:
 - a. The student instead takes the end-of-course mathematics assessment the State administers to high school students under section 1111(b)(2)(B)(v)(I)(bb) of the ESEA;
 - b. The student’s performance on the high school assessment is used in the year in which the student takes the assessment for purposes of measuring academic achievement under section 1111(c)(4)(B)(i) of the ESEA and participation in assessments under section 1111(c)(4)(E) of the ESEA;
 - c. In high school:
 1. The student takes a State-administered end-of-course assessment or nationally recognized high school academic assessment as defined in 34 CFR § 200.3(d) in mathematics that is more advanced than the assessment the State administers under section 1111(b)(2)(B)(v)(I)(bb) of the ESEA;
 2. The State provides for appropriate accommodations consistent with 34 CFR § 200.6(b) and (f); and
 3. The student’s performance on the more advanced mathematics assessment is used for purposes of measuring academic achievement under section 1111(c)(4)(B)(i) of the ESEA and participation in assessments under section 1111(c)(4)(E) of the ESEA.
X Yes
 No
 - iii. If a State responds “yes” to question 2(ii), consistent with 34 CFR § 200.5(b)(4), describe, with regard to this exception, its strategies to provide all students in the State the opportunity to be prepared for and to take advanced mathematics coursework in middle school.

The District of Columbia administers the statewide assessments in English language arts/literacy (ELA) and mathematics in grades 3-8 and in high school. The statewide assessments are aligned to the Common Core State Standards in ELA and mathematics and were created to measure student achievement and preparedness for college and careers. The DC statewide end-of-course mathematics assessments are Algebra I, Geometry, and Algebra II. High school end-of-course mathematics assessments are administered to students in middle school who take high schoollevel mathematics courses (e.g., Algebra I, Geometry, etc.). This policy is consistent with the provisions in section 1111(b)(2)(C) and 34 C.F.R. § 200.5(b)(4). The District of Columbia has a history of allowing students who take high school level mathematics coursework to take the corresponding assessments in seventh and eighth grades. Given that ESSA only stipulates this

exception at eighth grade, OSSE will seek clarity on the pathway for students taking advanced mathematics coursework in seventh grade. OSSE continues to work with local education agencies (LEAs), including the District of Columbia Public Schools (DCPS), to ensure that all students have the opportunity to be prepared for and to take advanced mathematics coursework in middle school. LEAs have a variety of strategies for providing accelerated mathematics coursework for students, while ensuring that students cover all grade-level mathematics concepts and skills. For example, middle schools in DCPS are provided with (1) comprehensive guidelines for identifying which advanced mathematics courses would be appropriate to offer in their schools, and (2) requirements that students must meet in order to be accepted into such courses. In addition, given the robust traditional public school and charter school sectors in DC, students and families have choices in a wide array of academic offerings for students who are on accelerated mathematics pathways.

3. Native Language Assessments (*ESEA section 1111(b)(2)(F) and 34 CFR § 200.6(f)(2)(ii)) and (f)(4)*):

i. Provide its definition for “languages other than English that are present to a significant extent in the participating student population,” and identify the specific languages that meet that definition.

The District of Columbia uses the threshold of 5 percent of the total tested student population to identify the languages other than English present to a significant extent in the participating student population. Under this definition, Spanish is currently the only language present to a significant extent.

ii. Identify any existing assessments in languages other than English and specify for which grades and content areas those assessments are available.

The District of Columbia offers mathematics assessments in grades 3-8 and high school in Spanish. DC’s statewide mathematics assessments have been trans-adapted into Spanish for the computer-based tests, paper-based tests, text-to-speech computer-based tests, and large print paper-based tests. For all statewide assessments (ELA/literacy and mathematics), general test administration directions are provided in the following languages: (1) Spanish; (2) Arabic; (3) Navajo; (4) Chinese Mandarin; (5) Vietnamese; (6) Haitian Creole; (7) Urdu; (8) Russian; (9) Amharic; (10) French; (11) Korean; and (12) Tagalog. If needed, test administrators may clarify general administration directions in a student’s native language. Test administrators, or other qualified interpreters, providing this accommodation should ideally be literate and fluent in English as well as in the student’s native language. In addition, DC offers a Spanish trans-adaptation of the DC Science assessment in grades 5, 8, and biology.

iii. Indicate the languages identified in question 3(i) for which yearly student academic assessments are not available and are needed.

Spanish represents the language of greatest need for translation of content assessments. As indicated above, the District of Columbia provides trans-adapted Spanish assessments in mathematics and science. Presently, there are no additional native language assessments provided. The District of Columbia will conduct research to determine if there is another language present to a significant extent as the population shifts over time. This research may inform any shifts to the availability of assessments in languages other than English.

iv. Describe how it will make every effort to develop assessments, at a minimum, in languages other than English that are present to a significant extent in the participating student population including by providing

- a. The State’s plan and timeline for developing such assessments, including a description of how it met the requirements of 34 CFR § 200.6(f)(4);
- b. A description of the process the State used to gather meaningful input on the need for assessments in languages other than English, collect and respond to public comment, and consult with educators; parents and families of English learners; students, as appropriate; and other stakeholders; and
- c. As applicable, an explanation of the reasons the State has not been able to make every effort.

As noted in Section A.3.i above, the District of Columbia uses the threshold of 5 percent of the total tested student population to identify the languages other than English present to a significant extent in the participating student population. Under this definition, Spanish is currently the only language present to a significant extent in DC. The District of Columbia already provides Spanish trans-adaptations for its mathematics assessments in grades 3-8 and high school. In the 2016-17 school year, DC will be developing and providing Spanish trans-adaptations of the paper-based DC Science assessments in grades 5, 8, and biology.

OSSE conducted an in-person focus group on Oct. 6, 2016 attended by more than 20 stakeholders representing school and LEA-based English learner specialists, advocacy groups, and think tank experts. OSSE also hosted a recap webinar on Oct. 13, 2016 attended by 10 stakeholders, including additional LEAs and civil rights groups. On Oct. 27, 2016, OSSE hosted a Next Generation Assessment (NGA) LEA focus group meeting to provide feedback on the assessment portions of ESSA, including the provisions for ELs. In addition, beginning in June 2016, OSSE’s EL Work Group conducted targeted outreach to national experts on EL issues, including at the September Council of Chief State School Officers (CCSSO) conference in Atlanta and subsequent calls, as well as engagement with national civil rights groups, researchers, and additional local school-based educators. OSSE’s EL Work Group also discussed these policy issues in its regular meetings with the State Title III Advisory Committee (STAC), and OSSE’s EL Work Group requested and received additional written feedback from members. As mentioned above, OSSE hosted the February LEA Institute to hear feedback from schools and LEAs about ELs in the State Plan. OSSE will continue to monitor data and work with stakeholders to best meet the needs of English learner students.

4. Statewide Accountability System and School Support and Improvement Activities (*ESEA section 1111(c) and (d)*):

- i. Subgroups (*ESEA section 1111(c)(2)*):

a. List each major racial and ethnic group the State includes as a subgroup of students, consistent with ESEA section 1111(c)(2)(B).

The DC accountability system includes the following subgroups: All students, American Indian, African American, White, Hawaiian/Pacific Islander, Asian, Hispanic, Multiracial, Students with Disabilities, English learners, and Economically Disadvantaged Students.

b. If applicable, describe any additional subgroups of students other than the statutorily required subgroups (*i.e.*, economically disadvantaged students, students from major racial and ethnic groups, children with disabilities, and English learners) used in the Statewide accountability system.

Not applicable.

c. Does the State intend to include in the English learner subgroup the results of students previously identified as English learners on the State assessments required under ESEA section 1111(b)(2)(B)(v)(I) for purposes of State accountability (ESEA section 1111(b)(3)(B))? Note that a student's results may be included in the English learner subgroup for not more than four years after the student ceases to be identified as an English learner.

- Yes
- No

d. If applicable, choose one of the following options for recently arrived English learners in the State:

- Applying the exception under ESEA section 1111(b)(3)(A)(i); or
- Applying the exception under ESEA section 1111(b)(3)(A)(ii); or
- Applying the exception under ESEA section 1111(b)(3)(A)(i) or under ESEA section 1111(b)(3)(A)(ii). If this option is selected, describe how the State will choose which exception applies to a recently arrived English learner.

OSSE has selected the first option, which would continue current flexibility to exclude recently arrived ELs from one administration of the Statewide assessment English/language arts test in their first year and exclude math and English Language Proficiency test results from accountability determinations the first year. This one year waiver from required participation on the English language arts assessment allows a minimum amount of time for a student to acquire academic English and test-taking skills.

ii. Minimum N-Size (ESEA section 1111(c)(3)(A)):

a. Provide the minimum number of students that the State determines are necessary to be included to carry out the requirements of any provisions under Title I, Part A of the ESEA that require disaggregation of information by each subgroup of students for accountability purposes.

Based on statistical modeling and stakeholder input, OSSE will lower its minimum number of students for purposes of accountability from 25 to 10, and will use the same minimum number for purposes of reporting.

b. Describe how the minimum number of students is statistically sound.

OSSE conducted significant statistical modeling not only to inform the metrics ultimately chosen for the state accountability system, but also to determine the impact of n size on the reliability of the analysis. OSSE concluded that a minimum number of 10 students strikes the right balance of inclusivity and reliability. Raising the n size any further would unnecessarily hide reliable data and lowering the n size any further would compromise the reliability of the data. OSSE will apply this number consistently to all subgroups, for all purposes of the accountability system, OSSE's n size for public reporting will also be 10; however, it will take additional measures to prevent disclosing students' personally identifiable information as described below in Section A.4.ii.d below.

c. Describe how the minimum number of students was determined by the State, including how the State collaborated with teachers, principals, other school leaders, parents, and other stakeholders when determining such minimum number.

A minimum n size of 10 allows DC to include more schools and subgroups in its accountability system while also ensuring statistical reliability of the findings and protecting student privacy. Using the same minimum for both accountability and reporting also will ensure consistency and clarity in information for educators and the public. OSSE also will take additional measures to prevent disclosing students' personally identifiable information as described below. Our DC State Education Plan was drafted with the input of a dynamic and broad range of stakeholders. Community surveys and more than 75 meetings attended by more than 110 organizations, in addition to meetings with parents, families, and community members contributed to the strategies and decisions reflected in this plan. For a full overview of the consultation work see Appendix C, D and E.

d. Describe how the State ensures that the minimum number is sufficient to not reveal any personally identifiable information.²

OSSE takes privacy and confidentiality seriously and employs multiple tactics and strategies avoid disclosing students' personally identifiable information (PII) when releasing data for accountability and public reporting. For accountability and public reporting purposes, OSSE will suppress subgroups that are composed of fewer than 10 students, but it also exploring additional steps to ensure the confidentiality of student information. Potential strategies include:

Suppress individual outcome categories: Suppressing individual outcome categories means that OSSE will take into account a minimum number of students not only for the entire size of the subgroup but also individual categories of outcome information. For example, a subgroup might consist of more than 10 students but none of the students achieved a particular performance level on the statewide assessment. OSSE

²Consistent with ESEA section 1111(i), information collected or disseminated under ESEA section 1111 shall be collected and disseminated in a manner that protects the privacy of individuals consistent with section 444 of the General Education Provisions Act (20 U.S.C. 1232g, commonly known as the "Family Educational Rights and Privacy Act of 1974"). When selecting a minimum n-size for reporting, States should consult the Institute for Education Sciences report "[Best Practices for Determining Subgroup Size in Accountability Systems While Protecting Personally Identifiable Student Information](#)" to identify appropriate statistical disclosure limitation strategies for protecting student privacy.

explored how to suppress outcome categories with few or no students in addition to suppressing based on subgroup size. In 2020, under a new agency-wide Student Privacy and Data Suppression Policy, OSSE took additional steps, applied across publicly released data sets, including accountability and public reporting. This ensures that publicly released data on sensitive issues such as how someone scored on a test or whether he/she graduated high school is not linked to individual students.

Conduct secondary data suppression: Primary suppression entails suppressing entire subgroups or individual outcome categories when the number of students falls below a certain threshold. For purposes of ESSA, that number is 10 students. Secondary suppression is needed when, without it, only one subgroup or outcome category is suppressed and totals are provided. Secondary suppression would lead to suppressing an additional category to avoid disclosing the value of the original category. This is important because only suppressing one category and providing totals could allow someone to use simple math to calculate the suppressed value. OSSE reports these values as “DS.”

Apply top and bottom coding to extreme percentages (e.g., 0 percent and 100 percent): Extreme percentages can reveal information about students if general members of the public know where a student attends school (for example, through other sources of public information like news reports). An example of how to solve for this is by not reporting extreme percentages and instead applying top and bottom coding by reporting a range like <5 percent or >95 percent. OSSE has adopted the following denominator-based guidelines for top and bottom coding:

Denominator	Suppression level
10-20	<=10% and >=90%
21-100	<5% and >95%
101-1000	<1% and >99%
1001+	<.1% and >99.9%

e. If the State’s minimum number of students for purposes of reporting is lower than the minimum number of students for accountability purposes, provide the State’s minimum number of students for purposes of reporting.

Not applicable because OSSE’s minimum number of students for purposes of reporting is the same as the minimum number of students for purposes of accountability.

iii. Establishment of Long-Term Goals (*ESEA section 1111(c)(4)(A)*):

a. Academic Achievement. (*ESEA section 1111(c)(4)(A)(i)(I)(aa)*)

1. Describe the long-term goals for improved academic achievement, as measured by proficiency on the annual statewide reading/language arts and mathematics assessments, for all students and for each subgroup of students, including: (i) baseline data; (ii) the timeline for meeting the long-term goals, for which the term must be the same multi-year length of time for all students and for each subgroup of students in the State; and (iii) how the long-term goals are ambitious.

OSSE’s long-term goal is for the vast majority, or 85 percent, of all students and students in

each subgroup to demonstrate college and career readiness on its statewide standardized achievement assessments as signified by scoring at “Meet or Exceed expectations for the grade level or course” on the statewide general assessment and ”Met expectations” on the alternate assessment (MSAA). We aim to reach this goal over approximately the next 20 years, fully closing gaps between groups of students by that point in time, with a key milestone of seeing all student groups improve and cutting gaps in half over the next ten years. Statewide general assessment scores at “meet or exceed expectations” and alternate assessments scores at “met expectations” correspond to achievement levels indicating that students are on-track to succeed in the next grade level and ultimately in the first year of postsecondary education. In keeping with the principles and core beliefs that undergird our state plan, the long-term goal of reaching 85 percent proficiency on statewide assessments in 20 years was intended to value both growth and overall performance while also emphasizing equity, by requiring that the state as a whole achieves faster progress for the students who are currently furthest behind.

Statewide Assessments: Meeting or Exceeding expectations

Long-term Goals: All Students

Subgroups	Reading/ Language Arts: Baseline Data and Year (2014-15)	Reading/ Language Arts: Long-term Goal (2040-41)	Mathematics: Baseline Data and Year (2014-15)	Mathematics: Long-term Goal (2040-41)
All students	24.8%	85%	20.1%	85%
Economically disadvantaged students	14.4%	85%	12.6%	85%
Children with disabilities	4.2%	85%	3.4%	85%
English learners	11.0%	85%	13.9%	85%
Black or African-American	17.0%	85%	13.8%	85%
Hispanic or Latino	21.8%	85%	18.4%	85%
White	79.2%	85%	66.0%	85%
Asian	54.8%	85%	54.1%	85%
American Indian or Alaska Native	25.6%	85%	17.3%	85%
Native Hawaiian or Other Pacific Islander	28.6%	85%	25.0%	85%
More than one Race	63.9%	85%	53.2%	85%

2. Provide the measurements of interim progress toward meeting the long-term goals for academic achievement in Appendix A.

3. Describe how the long-term goals and measurements of interim progress toward the long-term goals for academic achievement take into account the improvement necessary to make significant progress in closing statewide proficiency gaps.

In DC, like the rest of the nation, we currently have deep and persistent gaps between specific groups of students. We believe that every child is capable of learning and achieving at high levels, and yet our current results as an education system do not yet reflect this core belief and truth. Our state-level goals above in Section A.4.iii.a chart out an ambitious, yet feasible path toward ensuring every child in every corner of the city is successful. We will work persistently and urgently toward cutting gaps in half over 10 years by setting an ambitious growth trajectory, particularly for the students who are furthest behind. At the same time, our interim progress goals recognize where our schools are currently performing while also pushing for substantial improvement year over year. In particular, our measures of interim progress specifically take into account faster rates of growth for groups of students that currently have lower outcomes to take into account the improvement needed to make significant progress in closing statewide gaps in proficiency outcomes. Under No Child Left Behind, we saw how goals could lose their meaning if they were perceived as unrealistic and unattainable. Setting ambitious, yet achievable goals will help ensure buy-in by schools and educators as they engage in the hard, day-to-day work of improving outcomes for all students. Above all, we will maintain a relentless belief that each individual student can achieve at high levels and work toward a system that supports each and every student in doing so.

b. Graduation Rate. (ESEA section 1111(c)(4)(A)(i)(I)(bb))

1. Describe the long-term goals for the four-year adjusted cohort graduation rate for all students and for each subgroup of students, including: (i) baseline data; (ii) the timeline for meeting the long-term goals, for which the term must be the same multi-year length of time for all students and for each subgroup of students in the State; and (iii) how the long-term goals are ambitious.

OSSE’s long-term goal is that over the next approximately 20 years, 90 percent of all students in its adjusted cohort will graduate within four years, fully closing gaps between groups of students by that point in time, with a key milestone of seeing all student groups improve and cutting gaps in half over the next ten years. Similar to the philosophy adopted in setting the long-term goals for academic achievement, the long-term goal of a 90 percent four-year adjusted cohort graduation rate emphasizes continued growth and equity.

Subgroup	Baseline (Data and Year) (2014-15)	Long-term Goal (Data and Year) (2038-39)
All students	Four-year ACGR: 65.4%	Four-year ACGR: 90%
Economically disadvantaged students	Four-year ACGR: 65.8%	Four-year ACGR: 90%
Students with disabilities	Four-year ACGR: 42.9%	Four-year ACGR: 90%
English learners	Four-year ACGR: 59.6%	Four-year ACGR: 90%
Black or African-American	Four-year ACGR: 63.9%	Four-year ACGR: 90%

Hispanic or Latino	Four-year ACGR: 65.6%	Four-year ACGR: 90%
White	Four-year ACGR: 84.5%	Four-year ACGR: 90%
Asian	Four-year ACGR: 79.4%	Four-year ACGR: 90%
American Indian or Alaska Native	Four-year ACGR: DS	Four-year ACGR: 90%
Native Hawaiian or Other Pacific Islander	Four-year ACGR: DS	Four-year ACGR: 90%
More than one Race	Four-year ACGR: 74.4%	Four-year ACGR: 90%

DS (Data Suppression): The n-sizes is not sufficient for making robust long-term projections: n<10

2. If applicable, describe the long-term goals for each extended-year adjusted cohort graduation rate, including (i) baseline data; (ii) the timeline for meeting the long-term goals, for which the term must be the same multi-year length of time for all students and for each subgroup of students in the State; (iii) how the long-term goals are ambitious; and (iv) how the long-term goals are more rigorous than the long-term goal set for the four-year adjusted cohort graduation rate.

OSSE previously included an “extended years graduation rate” metric in the accountability framework. That metric has been removed and in its place is the 5-year ACGR metric. This metric was already used in the calculation and review of data for Comprehensive Support and Improvement designations due to low graduation rates. OSSE has added long-term goals in Appendix A for 5-year ACGR using the same methodology implemented to reach the goal by 2039 as was used to set goals for 4-year ACGR.

OSSE’s long-term goal for 5-year ACGR is that over the next approximately 17 years, 94 percent of all students in its adjusted cohort will graduate within five years, fully closing gaps between groups of students by that point in time, with a key milestone of seeing all student groups improve and cutting gaps in half over the next ten years. Similar to the philosophy adopted in setting the long-term goals for academic achievement, the long-term goal of a 90 percent four-year adjusted cohort graduation rate emphasizes continued growth and equity.

Student Group	Baseline (Data and Year) (2020-21)	Long-term Goal (Data and Year) (2038-39)
All students	Five-year ACGR: 75.15%	Five - year ACGR: 94%
Economically disadvantaged students	Five-year ACGR: 66.12%	Five - year ACGR: 94%
Students with disabilities	Five-year ACGR: 59.89%	Five - year ACGR: 94%
English learners	Five-year ACGR: 62.04%	Five - year ACGR: 94%
Black or African-American	Five-year ACGR: 75.03%	Five - year ACGR: 94%
Hispanic or Latino	Five-year ACGR: 67.09%	Five - year ACGR: 94%
White	Five-year ACGR: 93.48%	Five - year ACGR: 94%

Asian	Five-year ACGR: 90.78%	Five - year ACGR: 94%
American Indian or Alaska Native	Five-year ACGR: DS	Five - year ACGR: 94%
Native Hawaiian or Other Pacific Islander	Five-year ACGR: DS	Five - year ACGR: 94%
Two or More Races	Five-year ACGR 92.98%	Five - year ACGR: 94%

3. Provide the measurements of interim progress toward the long-term goals for the four-year adjusted cohort graduation rate and any extended-year adjusted cohort graduation rate in Appendix A.

4. Describe how the long-term goals and measurements of interim progress for the four-year adjusted cohort graduation rate and any extended-year adjusted cohort graduation rate take into account the improvement necessary to make significant progress in closing statewide graduation rate gaps.

Over the past three years, DC has seen almost an 8 percentage point increase in its four-year adjusted cohort graduation rate, from 61.5 percent to 69.2 percent and in its five-year adjusted cohort graduation rate, the rate declined just about 1% over the past year with from 76.29% to 75.15%. Despite this success, DC has room for growth demonstrating a four-year graduation rate approximately 20 percentage points lower than the national average when comparing similar years of data. As the DC four-year graduation rate continues to grow and approach the national average in future year, we anticipate that the faster rate of growth observed in recent years will slow. As such, we believe a 90 percent four-year and a 94 percent five-year graduation rate represents ambitious goals for our state. We set a 20-year period as our timeframe for a 90 percent four-year graduation rate to align with the target year set for academic achievement. To align with our value of equity, the same long-term goal of a four-year adjusted cohort graduation rate of 90 percent and five-year adjusted cohort graduation rate of 94 percent was set for all student groups with interim progress goals of reducing gaps each year along the way. In order to close current gaps in graduation rates between subgroups, these interim progress goals requirespecific subgroups that historically have experienced lower graduation rates to increase at a rate that is more ambitious than the rate of growth required of all students, while at the same time remaining attainable.

c. English Language Proficiency. (ESEA section 1111(c)(4)(A)(ii))

1. Describe the long-term goals for English learners for increases in the percentage of such students making progress in achieving English language proficiency, as measured by the statewide English language proficiency assessment including: (i) baseline data; (ii) the State-determined timeline for such students to achieve English language proficiency; and (iii) how the long-term goals are ambitious.

The District of Columbia is a member of the WIDA Consortium. OSSE administers the ACCESS for ELLs as an annual measure of English language proficiency for students identified as English learners. The ACCESS for ELLs measures proficiency in four domains

– listening, speaking, reading, and writing. The levels include: 1-Entering, 2-Emerging, 3-Developing, 4-Expanding, 5-Bridging, and 6-Reaching. Students are deemed proficient when they achieve an overall composite score on the summative assessment of 4.5 in grades 1-12 or 5.0 in kindergarten.

Student-level growth targets are determined based on the median national and state-level growth on ACCESS for ELLs data for each grade band and prior proficiency level, divided into half-point intervals. When the national median and state medians are not equal, the median will be taken between the two growth medians, rounding up to the next highest proficiency level. For example, if the national median growth is 0.4 proficiency levels and the state median growth is 0.7 proficiency levels, the growth target would be set at 0.6 proficiency levels. For kindergarten repeaters, national data are not available, so the state median growth will be used. When both national and local medians are less than zero, the growth target will be 0.1 proficiency levels. Student-level growth targets therefore equal the student’s prior year proficiency level plus the median growth based on national/state data.

As indicated by local and national data, as well as academic research, students at earlier levels of proficiency and/or at earlier grade levels will have higher growth targets than students at higher levels of proficiency and/or more advanced grade levels.¹ Students are expected to achieve English proficiency in a maximum of seven years. As growth targets are set based on both national and state-level medians, these are ambitious growth targets. While each student’s growth target is based on their current grade and previous year’s proficiency level, here are two examples of how a student might progress as they approach proficiency.

Grade	ACCESS Year	Level Achieved	Growth Target	Actual Growth	Result
1	1	1.8	N/A	N/A	Baseline set for following year
2	2	2.9	0.7	1.1	Target Met
3	3	3.4	0.7	0.5	Target Not Met
4	4	3.8	0.4	0.4	Target Met
5	5	4.2	0.4	0.4	Target Met
6	6	4.4	0.1	0.2	Target Met
7	7	4.5	0.1	0.1	Target Met

Grade	ACCESS Year	Level Achieved	Growth Target	Actual Growth	Result
9	1	3.9	N/A	N/A	Baseline set for following year
10	2	4.2	0.2	0.3	Target Met
11	3	4.3	0.2	0.1	Target Not Met
12	4	4.5	0.2	0.2	Target Met

¹ Hakuta, Kenji. “How Long Does It Take English Learners to Attain Proficiency?” The University of California Linguistic Minority Research Institute (2000).

We chose this uniform procedure for establishing student-level targets after careful consideration of research and consultation with practitioners. English language development occurs over multiple years, is variable and depends on many factors including age, maturation, classroom experiences, programming, motivation and attitude, making it difficult to establish fixed language expectations for any grade level or age (The WIDA Standards Framework and its Theoretical Foundations, p. 9). According to WIDA, “the breadth and depth of academic language students are expected to comprehend and produce increases as they advance in proficiency level.” DC is now developing a framework that takes into account the true trajectory of language development.

After analysis of data from the updated ACCESS for ELLs in school year 2016-17 and onward and consulting with linguistic experts and local stakeholders, including teachers of ELs, we decided that statewide growth targets should be:

- Differentiated based on grade span and previous proficiency level;
- Linguistically sound;
- Reflective of expected language acquisition rates for students at varied levels
- Rigorous, yet realistic; and
- Should build toward reaching long-term ELP goals for all ELs. We believe the procedure we have described here best meets these characteristics.

We believe that the uniform procedure described above establishes student-level goals that are rigorous, yet realistic. Our long-term goal at the state-level is for 85 percent of all ELs to be meeting individual student growth targets within 20 years. Measurements of interim progress will be based on future analysis.

Subgroup	Baseline (Data and Year)	Long-term Goal (Data and Year)
----------	--------------------------	--------------------------------

English learners	48.57% of all ELs met growth targets (2017-2018)*	85% of all ELs will meet individual growth goals by 2038-39
-------------------------	---	---

2. Provide the measurements of interim progress toward the long-term goal for increases in the percentage of English learners making progress in achieving English language proficiency in Appendix A.

iv. Indicators (ESEA section 1111(c)(4)(B))

a. Academic Achievement Indicator. Describe the Academic Achievement indicator, including a description of how the indicator (i) is based on the long-term goals; (ii) is measured by proficiency on the annual Statewide reading/language arts and mathematics assessments; (iii) annually measures academic achievement for all students and separately for each subgroup of students; and (iv) at the State’s discretion, for each public high school in the State, includes a measure of student growth, as measured by the annual Statewide reading/language arts and mathematics assessments.

Indicator*	Measure(s)	Description
i. Academic Achievement	Meeting or Exceeding Expectations	Percentage of students performing at the “meeting expectations” (4) or “exceeding expectations” (5) levels on statewide general assessment (or equivalent on MSAA—level 3 or 4, of 4 possible levels).

The Academic Achievement indicator is based on the same measure (percent of students scoring at the level of college and career readiness – i.e., meets or exceeds expectations on the statewide general assessment and met expectations or higher on the alternate assessment, Multi-State Alternate Assessment (MSAA)) as our state-wide long term goals. In addition, the Academic Achievement indicator is the same measure as the standard for proficiency on the annual statewide reading/language arts and math assessments, is administered annually, and measures academic achievement for all students and for each subgroup of students.

In addition to the indicator for Meeting or Exceeding Expectations, we will include the following additional indicators for high schools:

Measure(s)	Description
------------	-------------

<p>SAT “College Ready”</p> <p>Benchmarkⁱ</p> <p>Academic Growth - Norm- Referenced/Relative Growth Measure*</p>	<p>Percentage of students meeting or exceeding the “college ready” benchmark on SAT</p> <p>Norm referenced, school-level growth measure, e.g., Median Growth Percentile. Using student growth percentiles enables the measurement of how a student performed in this year’s assessment when compared with students who had similar achievement on the previous year’s exam.</p>
--	--

* The implementation of the high school growth metric will not be possible until the 2023-24 school year due to the need for multiple years of data to calculate the metric.

b. Indicator for Public Elementary and Secondary Schools that are Not High Schools (Other Academic Indicator). Describe the Other Academic indicator, including how it annually measures the performance for all students and separately for each subgroup of students. If the Other Academic indicator is not a measure of student growth, the description must include a demonstration that the indicator is a valid and reliable statewide academic indicator that allows for meaningful differentiation in school performance.

<p>ii. Academic Progress</p>	<p>Norm-Referenced/Relative Growth Measure:</p> <p>Criterion Referenced Growth Measure:</p> <p>Approaching, Meeting, or Exceeding Expectations:</p>	<p>Norm referenced, school-level growth measure, e.g., Median Growth Percentile, which is currently calculated as follows: The student growth percentile (SGP) for the median student at a school when students are ordered from lowest to highest SGP. The student growth percentile measures how a student performed in this year’s assessment when compared with DC students who had similar achievement on the previous year’s exam.</p> <p>OSSE also includes an additional criterion referenced or absolute growth measure, e.g., Growth to Proficiency, which is defined as: The percentage of students who meet a scale score growth target based on their current year scale score. The metric uses students’ prior year proficiency levels to calculate these growth targets, which is the minimum growth students need to achieve in order to reach proficiency on the statewide assessment. The closer students are to the target, the higher they will score for the metric.</p> <p>Percentage of students performing at the “approaching expectations”, “meeting expectations”, or “exceeding expectations” levels of statewide assessments in ELA and math</p>
------------------------------	---	---

The Academic Progress indicator is calculated based on the performance of students that take the state standardized assessment . The statewide general assessment is administered once a year and to all students and to each subgroup of students. Based on this data, OSSE will include two measures of academic progress, or school-level growth – one norm-referenced/relative growth measure e.g., median growth percentile (MGP) and one criterion referenced growth measure e.g. growth to

proficiency – in the accountability system for students in grades 4-8. Students in grade 3 are in their first year of statewide assessments and do not have a prior year score for comparison. Both measures will be calculated annually for all students and separately for each subgroup of students.

The “Approaching” measure has historically been used in DC prior to ESSA as well as in the first four years of the accountability calculations. It is used in addition to the academic achievement metric to demonstrate the success schools have in moving students toward proficiency. It has been analyzed in the previous accountability statistical analyses and deemed to provide meaningful differentiation across schools.

c. Graduation Rate. Describe the Graduation Rate indicator, including a description of (i) how the indicator is based on the long-term goals; (ii) how the indicator annually measures graduation rate for all students and separately for each subgroup of students; (iii) how the indicator is based on the four-year adjusted cohort graduation rate; (iv) if the State, at its discretion, also includes one or more extended-year adjusted cohort graduation rates, how the four-year adjusted cohort graduation rate is combined with that rate or rates within the indicator; and (v) if applicable, how the State includes in its four-year adjusted cohort graduation rate and any extended-year adjusted cohort graduation rates students with the most significant cognitive disabilities assessed using an alternate assessment aligned to alternate academic achievement standards under ESEA section 1111(b)(2)(D) and awarded a State-defined alternate diploma under ESEA section 8101(23) and (25).

Indicator*	Measure(s)	Description (see below for research)
i. Graduation Rate	4-year Adjusted Cohort Graduation Rate:	Methodology for the adjusted cohort rate is set by the U.S. Department of Education
	5-year Adjusted Cohort Graduation Rate:	Methodology for the adjusted cohort rate is set by the U.S. Department of Education

OSSE’s Graduation Rate Indicator of 4-year Adjusted Cohort is the same measure (percent of students who graduate in four years with a regular high school diploma) as the four-year adjusted cohort graduation rate as defined by the U.S Department of Education. As such it includes all students and each subgroup of students.

d. Progress in Achieving English Language Proficiency (ELP) Indicator. Describe the Progress in Achieving ELP indicator, including the State’s definition of ELP, as measured by the State ELP assessment.

Indicator*	Measure(s)	Description (see below for research)
i. Progress in Achieving English Language Proficiency	ACCESS Growth:	ACCESS for ELLs is the assessment given to students in grades K-12 to assess English language proficiency. Students exit once they reach level 4.5 in grades 1-12 or 5.0 in kindergarten. Each year after the baseline exam, students are expected to make acceptable growth toward the goal

		of ACCESS level proficiency.
--	--	------------------------------

See Section A.4.iii.c above for more detail on measure.

e. School Quality or Student Success Indicator(s). Describe each School Quality or Student Success Indicator, including, for each such indicator: (i) how it allows for meaningful differentiation in school performance; (ii) that it is valid, reliable, comparable, and statewide (for the grade span(s) to which it applies); and (iii) of how each such indicator annually measures performance for all students and separately for each subgroup of students. For any School Quality or Student Success indicator that does not apply to all grade spans, the description must include the grade spans to which it does apply.

Indicator*	Measure(s)	Description (see below for research)
i. School Quality & Student Success	Addressing Chronic Absenteeism:	<p>Chronic Absenteeism:</p> <p>Percentage of enrolled students who were absent for 10% or more of enrolled days . This differs from in-seat attendance, in that it measures student-level attendance patterns, as opposed to the average attendance across a school.</p> <p>Attendance Growth:</p> <p>The student attendance growth metric measures the improvement in the school’s student-level attendance rates from year to year. To measure improvement, each student’s growth in attendance is compared against the growth in attendance of other DC students of the same age.</p>

	<p>Re-enrollment:</p> <p>CLASS:</p>	<p>Percentage of students who are able to re-enroll in the same school and actually choose to re-enroll. This metric is calculated based on the percentage of students enrolled in year one who re-enroll in year two, excluding students enrolled in terminal grade levels (the final grade level served by a given school) and students who exit the state.</p> <p>Program-level score on CLASS, a research-based observational tool that assesses the quality of teacher-child interactions to promote children’s development and learning, administered in pre-K classrooms in DC. Scores from each of the three domains, classroom organization, emotional support, and instructional support, relative to national benchmarks, will be used as part of the School Environment domain for those schools with pre-K classrooms.</p>
Indicator*	Measure(s)	Description (see below for research)
School Quality & Student Success	<p>College and Career readiness:</p> <p>Participation: Dual Enrollment, AP and IB</p> <p>Performance: AP and IB</p>	<p>Percent of students taking at least one Dual Enrollment course, AP or IB exam</p> <p>Percent of students scoring 3+ on at least one AP exam and/or 4+ on at least one IB exam</p>

Addressing Chronic Absenteeism and Attendance Growth:

Students must be present in school in order to learn, and a growing body of research demonstrates the strong link between attendance and student learning at all levels of schooling. OSSE will include several measures of attendance as indicators of student success and overall school climate.

OSSE will include two options of measures of attendance: chronic absenteeism and attendance growth. Schools will have the opportunity to demonstrate outcomes in this area in two ways.

The first attendance metric is chronic absenteeism, which is the percentage of students who are absent for 10 percent or more of their enrolled days at a given school. Students who are not in school at least 90 percent of school days are at risk for diminished learning outcomes across grade levels: For example, the benefit of early preparedness for school may be lost for students who are chronically absent in the early grades. A 2011 study found that students who scored highly on kindergarten readiness skills but were chronically absent lost their academic advantage compared to those with low readiness by third grade.ⁱⁱ Also, high numbers of absences in middle and high school are tied to lack of credit accumulation, lower grade-point average, and reduced odds of graduation from high school.

Research from Chicago Public Schools found that middle school grades and attendance were stronger predictors of high school performance than test scores.ⁱⁱⁱ Absences for any reason in the ninth grade predicted 77 percent of eventual dropouts.^{iv}

Given this strong grounding in research, we believe that more clearly reporting on the extent to which students are accessing 90 percent or more of instructional time and learning from those schools doing well and making gains in this area will lead to increased student learning.

The second attendance metric is through the measure of growth in student-level attendance rates in schools from year to year. Each student's growth in attendance is compared against the growth in attendance of other DC students of the same age. This is done by calculating the median change in the attendance rate for each age group in the accountability year compared to the previous year. This provides a good way to measure improved attendance even for schools that are starting out with a low attendance rate. This helps encourage schools to work on improving *all* students' attendance and provides schools with opportunity to demonstrate progress in attendance. In the DC accountability system, schools will have the opportunity for multiple paths towards success in the area of attendance through these two metrics.

Re-enrollment

Students and families choosing to return to their school each year is one signal of positive school environment, investment in the school community, and school quality. Particularly in Washington, DC's landscape of diverse school options, re-enrollment can be considered an indication of a family's vote of confidence in their child's school.

In addition, research indicates that the choice to change schools itself also may impact student learning. While much of the research focuses on student mobility and decreased learning as a function of factors that may be outside school control (e.g., families experiencing homelessness are more likely to change communities and schools), research also indicates that other types of school changes may affect student learning. A study of students in the Metropolitan Nashville Public Schools that was conducted after the system's school boundary policy changed and many students were re-assigned schools (1998-2003) looked at four types of school changes – compulsory and non-compulsory changes, and changes between and during the academic year. The author found that changing schools was associated with lower academic outcomes in reading and math the following year, no matter the reason for the change.^{vi} These results suggest that re-enrolling in the same school each year contributes to steady academic growth and performance,

and that a steadier student population would contribute to increased learning outcomes.

Classroom Assessment Scoring System (CLASS) for Pre-K:

Washington, DC is a national leader in early childhood education access, providing pre-Kindergarten education to 78 percent of the District's 3 and 4 year-olds (pre-K).^{vii}

A number of short- and long-term studies show the benefit of early childhood education on student learning and life outcomes.^{viii} While not required in the U.S. Department of Education guidelines, the District of Columbia has significant interest in continuing to support the accessibility of high-quality early childhood education for every family. Thus, OSSE will incorporate a measure of pre-K quality into its accountability framework for schools that have

pre-K classrooms. The Classroom Assessment Scoring System (CLASS) is an observation instrument that assesses the quality of teacher-child interactions in early childhood classrooms. CLASS for Pre-K includes three domains of teacher-child interaction that support student learning, including emotional support, classroom organization, and instructional support.

Research indicates that CLASS for Pre-K scores are tied to student learning and kindergarten readiness. A 2008 study assessing children's academic, language, and social skills using CLASS in 671 pre-K classrooms in 11 states found that teachers' instructional interactions predicted academic and language skills and teachers' emotional interactions predicted teacher-reported social skills in kindergarten.^{ix} A more recent 2013 study of nearly 2,500 children showed that CLASS was more significantly correlated to academic and socio-emotional kindergarten outcomes than other frequently utilized early childhood quality indicators, including staff qualifications, physical environment, class size, family partnerships, and teacher-child ratio.^x

v. Annual Meaningful Differentiation (*ESEA section 1111(c)(4)(C)*)

a. Describe the State's system of annual meaningful differentiation of all public schools in the State, consistent with the requirements of section 1111(c)(4)(C) of the ESEA, including a description of (i) how the system is based on all indicators in the State's accountability system, (ii) for all students and for each subgroup of students. Note that each state must comply with the requirements in 1111(c)(5) of the ESEA with respect to accountability for charter schools.

[Click here to enter text.](#)

DC's annual accountability calculation will calculate a school level score as well as school level student group scores to assist with the identification of schools for comprehensive and targeted support designations and will be reported on the DC school Report Card. Schools' overall accountability calculation will be based on the calculated metric scores and metric weights described in more detail further below. Metrics are arranged in grade span frameworks (elementary, middle, and high school.) Each metric score within the grade span framework is a weighted calculation of the performance of all students and each student group used in accountability calculations based on the weights detailed below. Schools will be assigned to one or more framework types based on grade configuration; the three framework types are Elementary School, Middle School, and High School. As described in further detail in Section A.4.v.b below, the system is based on all indicators in the state's accountability system and will be calculated for all students and for each subgroup of students.

Each's school's accountability score is calculated based on the number of metric points earned across all available metrics and indicators in the accountability system. Metric points are earned based on the performance of each student group relative to the performance floor and target for that metric, grade span, and student group. Schools whose performance is below the floor for a given metric, grade span, and student group receive zero points for that metric. Schools whose performance is above the target for a give metric, grade span, and student group receive the full number of points for that metric. Schools whose performance falls between the floor and the target receive a proportional partial number of points proportional to the score's position between the floor and the target.

Floors and targets are set at the beginning of each Comprehensive Support and Improvement Cycle for all metrics using the 10th and 90th percentile using data from the prior year for all eligible schools in a given grade span. Where using the 10th and 90th percentiles does not produce meaningful differentiation, OSSE will determine a target that results in an appropriate distribution of metric points among schools. Specifically, OSSE will check metric scores for each metric and grade span to ensure that at least 5 percent but not more than 75 percent of schools meet the target. If either of these conditions are met, OSSE will reset targets, shifting the percentiles by 10 points at a time (e.g., 20th and 80th percentile) until both conditions are met. For each metric within a grade span framework, the metric points that a school earns are calculated for the All Students group as well as each accountability student group using the school's performance relative to the floor and target. Metric points are then weighted by student group as outlined below:

- All Students (30 percent)
- Economically Disadvantaged (40 percent)
- Students with Disabilities (10 percent)
- English learners (5 percent)
- Race/ Ethnicity (15 percent, divided evenly between all race/ethnicity student groups)

present)

If a metric does not have a specific student group (because it does not meet the minimum n-size threshold), that student group is not included in the weighted calculation of that metric score and the denominator is adjusted accordingly. For example, if there are only 6 English learners contributing to the re-enrollment metric, the student group weights would be out of 95 instead of 100 and each weight would be adjusted accordingly. The school's resulting metric points earned enables a focus on not just the all students group but provides an emphasis upon those student groups who have historically been furthest from opportunity and have had gaps in performance relative to their peers. Metric points earned across all metrics and indicators are then combined to generate an overall score for the grade span between 0 and 100. For schools which support students in grades spanning multiple grade spans, the framework scores will be averaged based on the proportion of students within each grade span at the school.

b. Describe the weighting of each indicator in the State's system of annual meaningful differentiation, including how the Academic Achievement, Other Academic, Graduation Rate, and Progress in ELP indicators each receive substantial weight individually and, in the aggregate, much greater weight than the School Quality or Student Success indicator(s), in the aggregate.

The metrics included in each grade band framework are listed below with metric weights included in parentheses.

Elementary Schools

Academic Achievement (20)	Academic Progress/ Other Academic Indicator/ (60)	English Language Proficiency (5)	School Quality and Student Success (15)
Meeting/Exceeding Expectations in ELA/Math (20)	Approaching Expectations in ELA/Math (10) Median Growth Percentile in ELA/Math (25) Growth to Proficiency in ELA/Math (25)	ACCESS Growth (5)	Chronic Absenteeism (5) Attendance Growth (5) Re-enrollment (5) <i>(For schools that serve PreK students)</i> Chronic Absenteeism (4) Attendance Growth (4) Re-enrollment (3) CLASS (3) PreK – Chronic Absenteeism (1)

Middle Schools

Academic Achievement (20)	Academic Progress/ Other Academic Indicator/ (60)	English Language Proficiency (5)	School Quality and Student Success (15)
Meeting/Exceeding Expectations in ELA/Math (20)	Approaching Expectations in ELA/Math (10) Median Growth Percentile in ELA/Math (25) Growth to Proficiency in ELA/Math (25)	ACCESS Growth (5)	Chronic Absenteeism (5) Attendance Growth (5) Re-enrollment (5)

High Schools

Academic Achievement and Academic Growth (27.5)	Graduation (20)	English Language Proficiency (5)	School Quality and Student Success (37.5)
Meeting/Exceeding Expectations in ELA/Math (15)	Growth in ELA/Math (12.5)	Four-year ACGR (11) Five-year ACGR (9)	ACCESS Growth (5) Chronic Absenteeism (7.5) Attendance Growth (7.5) Re-enrollment (5) Approaching

				Expectations in ELA/Math (10) AP/IB/Dual Enrollment Participation (7.5) AP/IB Performance (5) SAT College Ready Benchmark (5)
--	--	--	--	---

c. If the States uses a different methodology or methodologies for annual meaningful differentiation than the one described in 4.v.a. above for schools for which an accountability determination cannot be made (*e.g.*, P-2 schools), describe the different methodology or methodologies, indicating the type(s) of schools to which it applies.

DC serves schools and LEAs with over 30 different grade configurations. Schools with variant grade configurations which span more than one framework (i.e., schools that serve grades 6-12 have students which fall under both the High School and Middle School frameworks), will receive two framework scores. The following traditional grade configurations will be used determine which frameworks will be calculated for a given school: Grades K-5 (Elementary); Grades 6-8 (Middle) and Grades 9-12 (High School). Schools serving only one grade level outside the traditional grade configuration will receive one framework score (e.g., a school serving grades 6-9 will receive a Middle School framework score only), whereas school serving two or more grade levels outside the traditional grade configuration will receive two or more framework scores (e.g., a school serving grades 6-10 will receive a Middle School framework score and a High School framework score). Schools' overall accountability calculation will be based on the relative populations of students served under each framework.

For those schools for which an accountability determination based on the system of annual meaningful differentiation cannot appropriately be made based on the implementation of the statewide system (because of grade configuration, student population, or another factor), OSSE may develop an alternative methodology which will ensure meaningful differentiation and will allow the ability to identify such schools for Comprehensive Support or Targeted Support as applicable.

i. Identification of Schools (ESEA section 1111(c)(4)(D))

a. Comprehensive Support and Improvement Schools. Describe the State’s methodology for identifying not less than the lowest-performing five percent of all schools receiving Title I, Part A funds in the State for comprehensive support and improvement, including the year in which the State will first identify such schools.

Pathway to Comprehensive Support	Definition	Timeline for Identification
Comprehensive support and improvement - (CSI)()	Title I schools that score in the bottom 5% of total number of points on the accountability framework within the same grade span/accountability system level	Schools first identified in 2018-19 school year and every three years thereafter Due to accountability waivers and an accountability Addendum during the pandemic, school years 2019-20, 2020-21 did not count for new designations nor years in the timeline for current CSI schools to meet exit criteria. The designations as outlined in the 2021-22 accountability addendum resume following the 2021-22 school year under modified criteria. The next identification cycle utilizing these eligibility and identification details would occur following the 2023-24 school year and continue every three years thereafter.

*At minimum the lowest performing five percent of Title I schools will be identified, but OSSE may also identify non-Title I schools with comparable low performance.

OSSE’s approach to school improvement under ESSA takes into account the unique role OSSE has in sustaining, accelerating, and deepening progress in DC education, as well as the roles other key partners in DC education have in serving and supporting schools, including the PCSB as the charter authorizer, and LEAs, including DCPS. Having a common, statewide accountability system will provide unprecedented public clarity and transparency into school performance in a multi-sector system.

Given the school choice environment in DC, we believe common accountability calculations and reporting will be a key lever for improving school and student outcomes generally, while having a sustained, focused approach to school improvement in a small number of the most struggling schools will give the greatest chance for seeing real progress in those settings. OSSE’s approach is particularly focused on concentrated attention and resources for schools designated for Comprehensive Support and Improvement. In DC, as with most urban areas around the country, there are schools that have struggled for years to achieve strong results for students, despite many attempts and much effort on the part of educators and leaders. A key part of our strategy is to concentrate our collective focus on a small group of the schools with the lowest current outcomes, in order to fully leverage time, attention, and resources devoted to improvement. This includes financial resources like federal school improvement funds, priority access to supports from OSSE (such as immediate attention given to any requests for operational or technical assistance), and encouragement of similar focus and attention at the LEA level. In addition, our approach balances a thoughtful recognition of the appropriate roles of LEAs and the SEA in supporting improvement in outcomes for students. Under our approach, OSSE would take the following steps:

Year 0 and 1: Notify LEAs and schools of their current status on accountability metrics, and official designation for Comprehensive Support. Design and launch a school improvement grant competition that LEAs would apply for by creating a plan of carefully tailored strategies for school improvement. The format of this grant would either be a competitive grant process, or a formula grant process with

rigorous bar for approval, with the goal of making substantial funding available over a three-year period to schools that demonstrated thoughtful planning.

Years 1-3 (or 1-4 for schools making significant improvement, see below for additional details): Administer school improvement grants, providing substantial funds during this period of LEA-led improvement. In addition, OSSE will offer optional, high-quality training and programming to provide additional support for school improvement (e.g., communities of practice around key challenges). Finally, OSSE will review annually school progress against its plan as well as its student outcomes and engage LEA and school leadership in meaningful review of these outcomes. Schools showing sufficient progress may be provided with an additional, fourth year to meet the exit threshold.

Year 4 or 5: Schools that have not yet sufficiently improved to exit the Comprehensive Support category will go into a period of state-directed intervention. During this period, the state would invite and review proposals for additional intervention. The process would allow for multiple proposals and types of avenues for intervention, so as to not require a one-size-fits-all approach but would require significant additional action beyond the steps already taken to improve. The process also would require community engagement and input into the selection of an intervention appropriate for the school’s specific context.

Note that nothing in this statewide accountability system is designed or intended to forestall, impede, mitigate, interfere with, or delay action by the DC Public Charter School Board or any other eligible chartering authority with respect to amendments, revocation, non-renewal of any school's charter as provided for in the DC School Reform Act.

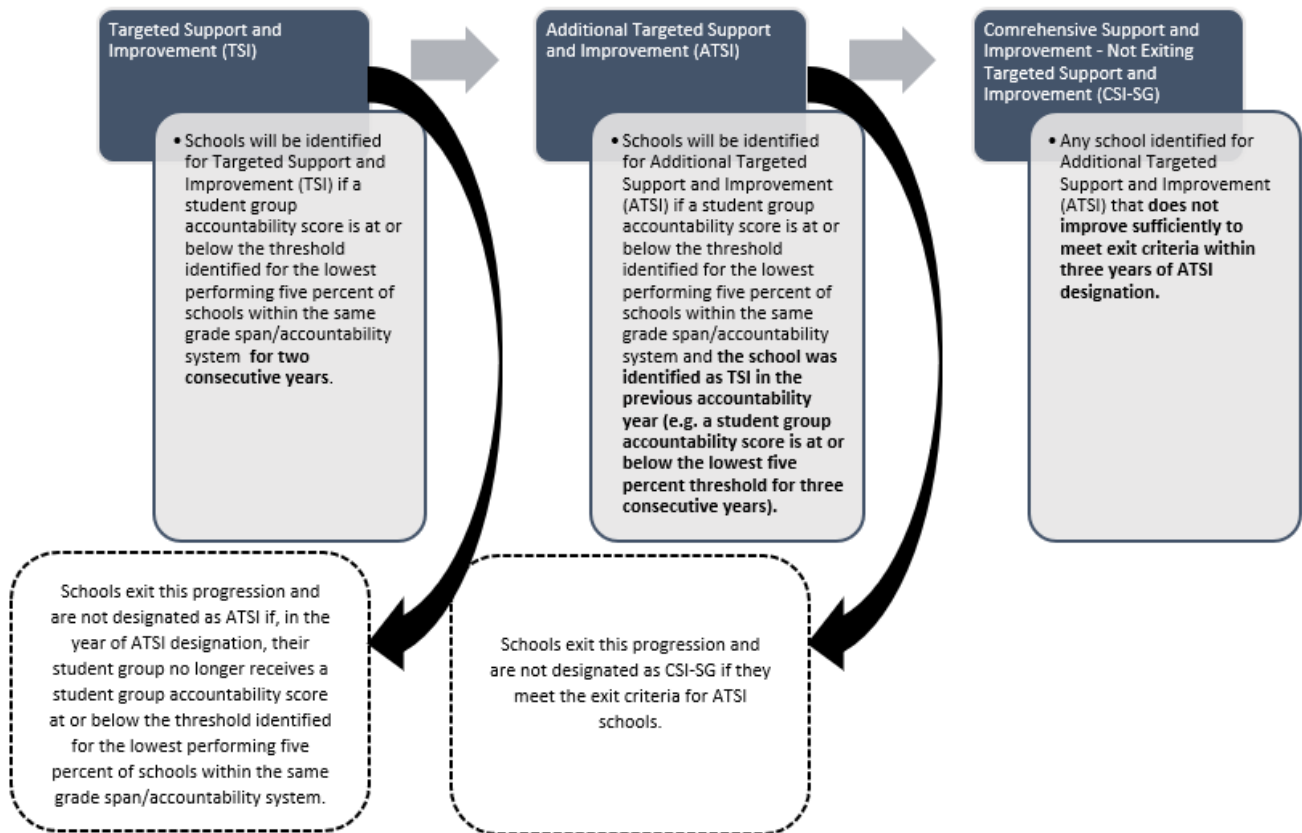
b. Comprehensive Support and Improvement Schools. Describe the State’s methodology for identifying all public high schools in the State failing to graduate one third or more of their students for comprehensive support and improvement, including the year in which the State will first identify such schools.

Pathway to Comprehensive Support	Definition	Timeline for Identification
Comprehensive Support and Improvement (CSI-grad)	High schools where both their 4 year ACGR and 5 year ACGR fall below 67%.	Schools first identified in 2018-19 school year and every three years thereafter **Note: due to Accountability waivers, CSI-grad schools (formerly denoted as CS2 schools) were not identified following the 2020-21 school year and will resume following the 2021-22 school year

c. Comprehensive Support and Improvement Schools. Describe the methodology by which the State identifies public schools in the State receiving Title I, Part A funds that have received additional targeted support under ESEA section 1111(d)(2)(C) (based on identification as a school in which any subgroup of students, on its own, would lead to identification under ESEA section 1111(c)(4)(D)(i)(I) using the State’s methodology under ESEA section 1111(c)(4)(D)) and that have not satisfied the statewide exit criteria for such schools within a State-determined number of years, including the year in which the State will first identify such schools.

Pathway to Comprehensive Support	Definition	Timeline for Identification
Comprehensive Support type 3 (CSI – SG)	Any school identified for Additional Targeted Support and Improvement (ATSI) that do not improve sufficiently to meet exit criteria after three years	Title I schools first identified following the 2023-24 school year* (after sufficient period for improvement under ATSI) and each year thereafter. *Given the challenge that the global COVID-19 pandemic presented to schools and the accountability waivers granted for the 2019-20 and 2020-21 school years, ATSI schools identified in 2018 will receive additional time to meet their exit criteria before escalation to CSI-SG status. The first timeline for this escalation from ATSI to CSI-SG will be following the 2023-24 school year, at which point schools identified as ATSI in 2018 and in 2022 who have not met the exit criteria will be designated as CSI-SG.

The designations of Targeted Support and Improvement (TSI), Additional Targeted Support and Improvement (ATSI), and Comprehensive Support – Not Exiting ATSI (CSI-SG), are related as outlined in the diagram below.



d. Frequency of Identification. Provide, for each type of school identified for comprehensive support and improvement, the frequency with which the State will, thereafter, identify such schools. Note

that these schools must be identified at least once every three years.

For each of the three pathways to comprehensive support and improvement, the State will identify schools every three years. This three-year cycle of identification and intervention will provide LEAs the opportunity to create and have sufficient time to carry out a plan for improving results for their students within an identified school. In each Comprehensive Support and Improvement designation cycle, OSSE will determine the overall accountability score which corresponds to the cut-point for the lowest performing 5 percent of schools within the accountability system; schools falling below this cut-point will be designated for comprehensive support.

e. Targeted Support and Improvement. Describe the State’s methodology for annually identifying any school with one or more “consistently underperforming” subgroups of students, based on all indicators in the statewide system of annual meaningful differentiation, including the definition used by the State to determine consistent underperformance. (*ESEA section 1111(c)(4)(C)(iii)*)

Pathway to Targeted Support	Definition	Timeline for Identification
Targeted Support and Improvement (TSI)	Schools will be identified for Targeted Support and Improvement (TSI) if a student group accountability score is at or below the threshold identified for the lowest performing five percent of schools within the same grade span/accountability systems identified for CSI for two consecutive years.	Due to impacts from the pandemic the identification of this category was delayed until 2022, using data from the 2021-22 school year as outlined in 2022 Accountability Addendum. Using this revised TSI methodology, schools will be identified following the 2023-24 school year and annually thereafter. Please note that the CSI thresholds are only determined every three years and will be used to determine the TSI threshold for each year of the three year cycle.

f. Additional Targeted Support. Describe the State’s methodology for identifying schools in which any subgroup of students, on its own, would lead to identification under ESEA section 1111(c)(4)(D)(i)(I) using the State’s methodology under ESEA section 1111(c)(4)(D), including the year in which the State will first identify such schools and the frequency with which the State will, thereafter, identify such schools. (*ESEA section 1111(d)(2)(C)-(D)*)

Pathway to Targeted Support	Definition	Timeline for Identification
Additional Targeted Support and Improvement (ATSI)	Schools will be identified for additional targeted support and improvement (ATSI) if a student group accountability score is at or below the threshold identified for the lowest performing five percent of schools within the same grade span/accountability system and the school was identified as TSI in the previous accountability year (e.g. the third year that a school has a student group performing at or below the bottom 5% threshold). If a school is identified as ATSI, they are not also designated as TSI in the same school year.	Due to accountability waivers and an accountability addendum during the pandemic, school years 2019-20, 2020-21 did not count for new designations nor years in the timeline for current ATSI schools to meet exit criteria. The designations as outlined in the 2021-22 accountability addendum resume following the 2021-22 school year under modified criteria. The next identification cycle utilizing these eligibility and identification details would occur following the 2022-23 school year and continue each year thereafter.

g. Additional Statewide Categories of Schools. If the State chooses, at its discretion, to include additional statewide categories of schools, describe those categories.

Not applicable

vii. Annual Measurement of Achievement (ESEA section 1111(c)(4)(E)(iii)): Describe how the State factors the requirement for 95 percent student participation in statewide mathematics and reading/language arts assessments into the statewide accountability system.

OSSE is committed to the importance of all schools meeting the 95 percent participation threshold. It aligns with our core accountability principle to ensure that the accountability system focuses on the outcomes of all students. For schools that do not meet the 95 percent participation rate, OSSE will implement a system of supports, technical assistance and monitoring for LEAs to support them in demonstrating improvement. Schools will not automatically be identified for missing the 95 percent participation rate, however, for schools that do not meet the participation rate for multiple years or who do not show sustained improvement in meeting the 95 percent participation rate, OSSE will implement additional actions and interventions as appropriate.

viii. Continued Support for School and LEA Improvement (ESEA section 1111(d)(3)(A))

a. Exit Criteria for Comprehensive Support and Improvement Schools. Describe the statewide exit criteria, established by the State, for schools identified for comprehensive support and improvement, including the number of years (not to exceed four) over which schools are expected to meet such criteria.

Schools will exit Comprehensive Support and Improvement (CSI) status if they meet **all of the** of the following conditions: 1) the school receives an accountability score higher than the initial cut-point that was used to make designations for comprehensive support and improvement (CSI) in the cycle of their designation; 2) the school receives an accountability score which is higher than the new lowest performing 5% cut-score; 3) the school increases its rate of students meeting or exceeding expectations on the statewide ELA and Math assessments above the respective rates from the year in which the school received its original CSI designation . . This methodology ensures that schools are both improving compared to the previous comprehensive support and improvement designation year and that they are no longer performing in the bottom 5 percent of the State in the current designation year. We also recognize that there may be situations where schools are making substantial progress, even if they have not met the exit criteria within three years. Schools that are showing significant improvement, will be provided with an additional year to continue LEA-led intervention and have an opportunity to exit CSI status prior to implementation of more rigorous state intervention.

High schools will exit Comprehensive Support and Improvement (CSI-grad rate) status if they: 1) increase their four- and five-year graduation rates so that they are no longer both less than 67% and 2) Neither four- nor five- year ACGR rates are below the rate when the school was designated for Comprehensive Support and Improvement.

If a school identified for Comprehensive Support and Improvement (CSI-grad rate), serves primarily students who are returning to school after being disengaged, or who based on age and grade are significantly off-track to meet sufficient academic credits for graduation, they may implement improvement activities specific to address particular features of their student populations.

Schools will exit Comprehensive Support and Improvement Student Group (CSI-SG) status if they meet both of the following conditions: 1) the school receives a student group score higher than the initial cut-point that was used to make designations for CSI in the cycle of their designation for the student group for which they were designated; 2) the school receives a student group score for the student group for which they were designated which is higher than the new lowest performing 5% cut-score. This methodology ensures that student groups at the schools are both improving compared to the previous comprehensive support and improvement designation year and that their student groups are no longer performing in the bottom 5 percent of the State in the current designation year. We also recognize that there may be situations where schools are making substantial progress, even if they have not met the exit criteria within three years. Schools that are showing significant improvement, will be provided with an additional year to continue LEA-led intervention and have an opportunity to exit to exit CSI-SG status prior to implementation of more rigorous state intervention.

b. Exit Criteria for Schools Receiving Additional Targeted Support. Describe the statewide exit

criteria, established by the State, for schools receiving additional targeted support under ESEA section 1111(d)(2)(C), including the number of years over which schools are expected to meet such criteria.

If a school has a specific group of students that performs at the fifth percentile (i.e., the threshold for identifying the bottom 5 percent of Title I schools as CSI) and was identified as a TSI school in the previous accountability year, then the school will be identified as an Additional Targeted Support and Improvement (ATSI) school. If progress is not shown after three years from the initial year of identification as ATSI (i.e., if the student group accountability score continues to be 1 at or below the threshold score for schools identified as CSI.) the school will escalate to Comprehensive Support and Improvement (CSI-SG) designation. Alternatively, if following the year of initial identification as ATSI, the school has two years where the identified student group is above the threshold level of the bottom 5 percent of Title I schools overall, the school would exit Additional Targeted Support and Improvement status. If a school is above the threshold level of the bottom 5 percent of Title I schools overall for only one year of the three year cycle, the school will not exit ATSI status and will be escalated to CSI-SG status. Please note that the bottom 5 percent threshold is only set in the years in which CSI schools are designated and the same threshold will be used for each year of the cycle, until a new bottom 5 percent threshold is determined when CSI schools are designated again.

Schools identified for Additional Targeted Support and Improvement will be required to conduct self-assessments of the performance of specific groups of students that led them to be identified and create plans to address and improve the performance for those groups.

OSSE also will provide technical assistance and optional supports to LEAs, potentially including funding opportunities as well as professional development. In the past, OSSE has delivered training to Priority and Focus schools such as foundational training conferences on topics including STEM and ELs, communities of practice to bring together schools around common challenges, and personalized coaching embedded at the school level. Under ESSA, we expect to continue to offer professional development in a variety of formats and a range of topics such as school leadership and data-driven planning and will work in collaboration with LEAs to develop these options. In addition, OSSE will review annually school progress in student outcomes for the specific groups of students that led the school to be identified.

As noted above, OSSE will incorporate oversight of schools in Comprehensive Support and Improvement and Additional Targeted Support and Improvement categories as part of its annual ESEA Consolidated Application and risk-based monitoring process. Schools receiving federal school improvement funding to support their approach to school improvement also will participate in an annual review process, which will be conducted in-person for schools identified for Comprehensive Support. This will allow OSSE to ensure proper oversight of federal school improvement funds. The review process, including documentation submitted in advance of the review and the approach to the on-site review, will be differentiated based on a variety of factors, including the school's individual plan, and areas of progress or need. OSSE will consider data available through multiple sources both already within the agency (e.g., from running the accountability framework) as well as relevant evidence collected by other oversight partners such as PCSB. The coordinated annual review process will enable the school, LEA, OSSE, and PCSB (for charter LEAs) to leverage each of their roles to best support the school toward improvement. Allowing for the input and format of reviews to vary based on data available also will reduce burden and ensure as much time as possible is being used toward implementing meaningful interventions.

c. More Rigorous Interventions. Describe the more rigorous interventions required for schools identified for comprehensive support and improvement that fail to meet the State's exit criteria within a State-determined number of years consistent with section 1111(d)(3)(A)(i)(I) of the ESEA.

OSSE's approach to more rigorous interventions in schools, as required under ESSA, is based on a recognition of what role is necessary and appropriate for the state education agency when it comes to struggling schools that have not improved after a significant period of time. We recognize that LEAs and schools are working incredibly hard to serve students well and improve outcomes. We do not believe that the solution for turning around schools can come from the state alone, and we recognize that the prescriptive, highly structured models of school improvement required under the School Improvement Grant (SIG) program and the ESEA waivers did not necessarily fit the needs and contexts of particular schools and LEAs. At the same time, we believe that it is not acceptable for schools to continue to demonstrate low outcomes for students year after year without improving. The state education agency has a necessary and essential role to play in these situations, by creating a clear sense of urgency, sharing and highlighting information with stakeholders, and facilitating a thoughtful process to define more rigorous interventions beyond those steps that have already been tried by the LEA and school during the initial three years of school improvement work.

As described above in Section A.4.vi.a, schools identified for comprehensive support and improvement (primarily those in the bottom 5 percent of performance based on the overall accountability framework) would have up to three years to demonstrate improved outcomes and meet exit criteria, based on a plan of their design. During this time, OSSE would offer access to additional financial resources and a wide range of supports including high quality optional professional development and technical assistance. If a school showed progress on the path to meeting exit criteria based on their plan, the LEA could be granted an additional fourth year to continue its work. Throughout this period, OSSE would provide information and data to the school, LEA, and stakeholders so they had a clear sense each year of whether they were making progress and how much, and what they might need to do to improve.

Our hope is for all schools to improve rapidly across the city. If, however, a school did not meet exit criteria based on progress against their plan after this three- or four-year period, OSSE would initiate more rigorous interventions, as required under ESSA. Specifically, OSSE would issue a call for proposals for additional interventions, convene a process for review, feedback, and recommendations to OSSE by parents and families of students within the school, and ultimately select a more rigorous intervention that best fit the school's needs and context. This process would allow for consideration of multiple proposals, including that of the current LEA, with varying approaches to intervention and improvement, so as to not require a one-size-fits-all approach. All proposals would require significant additional action beyond the steps already taken by the LEA and school to improve, and OSSE would use all mechanisms within its purview to allow maximum flexibility of action to ensure the greatest likelihood of success. The process would invite proposals from both the LEA of the identified school as well as additional parties or operators, and proposals from all sources would be carefully reviewed and vetted through the same process.

Importantly, OSSE's call for proposal process would also include a process for engaging parents and families of students within the school, including soliciting their feedback and input on the proposals submitted and the extent to which they fit the school's specific context. This feedback would ensure the consideration of the parents' views on strengths that could be built upon, challenges that would need to be addressed, and why previous attempts at improvement had fallen short. OSSE would give serious consideration to ideas from the current LEA and ultimately select from among submitted proposals the intervention which we felt had the greatest likelihood of achieving significant improvement in outcomes. Unless specifically submitted as a proposal by the LEA of the identified school, the state-selected intervention would not include school closure. For any public charter schools that might be subject to the more rigorous intervention, we would also seek to specifically coordinate with the DC Public Charter School Board on any potential state action.

OSSE is committed to using a thoughtful process that considers the particular context of a school and LEA that has led to its identification for comprehensive support, feedback and engagement with the parents in a school community and stakeholders, and careful review of multiple proposals for how to move forward and improve. Our ultimate goal will be to provide the urgency and room to act to ensure better outcomes for students, while also minimizing disruption and working in partnership to the greatest possible extent.

Based on schools being identified for comprehensive support for the first time in fall 2018, with a minimum of three years of LEA-led intervention, the earliest that the state intervention would take place is in the 2023-24 school year. OSSE is committed to ongoing conversations with those LEAs with schools identified for comprehensive support, PCSB, and other stakeholders about how to best design and implement the process for more rigorous interventions before the 2023-24 school year.

d. Resource Allocation Review. Describe how the State will periodically review resource allocation to support school improvement in each LEA in the State serving a significant number or percentage of schools identified for comprehensive or targeted support and improvement.

ESSA requires states to review resource allocation between LEAs and between schools for those LEAs with a significant number of schools identified for Comprehensive or Targeted Support. A review of resource allocation must include a review of LEA and school-level resources, among and within schools, including:

- Per-pupil expenditures of Federal, State, and local funds required to be reported under section 1111(h)(1)(C)(x);
- Differences in rates at which low-income and minority students are taught by ineffective, out-of-field, or inexperienced teachers identified by the State and LEA under sections 1111(g)(1)(B) and 1112(b)(2) of the ESEA;
- Access to advanced coursework, including accelerated coursework as reported under section 1111(h)(1)(C)(viii);
- Access in elementary schools to full-day kindergarten programs and to preschool programs as reported under section 1111(h)(1)(C)(viii);
- Access to specialized instructional support personnel, as defined in section 8101(47), including school counselors, school social workers, school psychologists, other qualified professional personnel, and school librarians

Given the diversity of composition of LEAs in DC, OSSE will begin by conducting resource allocation review for all LEAs with 10 or more of their schools identified for Comprehensive or Targeted Support, or 60 percent of their schools identified for Comprehensive or Targeted Support (whichever is lower).

OSSE will incorporate review of data related to resource allocation as part of the annual review process for Comprehensive Support and Targeted Support schools, utilizing available LEA and school data to the extent practical. Up-to-date data on resource allocation will be updated publicly at minimum every three years.

e. Technical Assistance. Describe the technical assistance the State will provide to each LEA in the State serving a significant number or percentage of schools identified for comprehensive or targeted support and improvement.

We believe it is important to use evidence-based strategies in seeking to improve schools, and believe

that LEAs are uniquely positioned to design approaches to improvement that are suited to their local contexts and the root causes for their current performance. During the 2017-18 school year, OSSE plans to communicate to LEAs with schools likely to be identified for Comprehensive Support or Targeted Support based on their prior data to enable advanced support as well as planning and preparation for an approach to school improvement. In order to support their planning, OSSE plans to share with LEAs existing, important catalogues of evidence-based interventions, including the U.S. Department of Education’s What Works Clearinghouse, and resources from other states, such as the Massachusetts Department of Elementary and Secondary Education’s Turnaround Practices Field Guide⁴. Among the benefits of a common statewide accountability model are the opportunities for schools to learn from one another. OSSE expects that there will be a broad range of evidence-based interventions that LEAs will propose in grant applications and ultimately implement in DC schools identified for Targeted Support and Comprehensive Support. As part of our oversight and support to schools during the LEA-led intervention period, we will be documenting the extent to which the interventions outlined in the school improvement plan are delivering planned results. Given the diversity of our schools – from their student population, to grade offerings, to size – being able to contextualize the outcome of particular evidence-based interventions in the school context will provide a helpful resource for schools identified in the future.

f. Additional Optional Action. If applicable, describe the action the State will take to initiate additional improvement in any LEA with a significant number or percentage of schools that are consistently identified by the State for comprehensive support and improvement and are not meeting exit criteria established by the State or in any LEA with a significant number or percentage of schools implementing targeted support and improvement plans.

Not Applicable

5. Disproportionate Rates of Access to Educators (ESEA section 1111(g)(1)(B)): Describe how low-income and minority children enrolled in schools assisted under Title I, Part A are not served at disproportionate rates by ineffective, out-of-field, or inexperienced teachers, and the measures the SEA will use to evaluate and publicly report the progress of the SEA with respect to such description.

6. In the District of Columbia, 182 public schools are supported by Title I, Part A. As this represents an overwhelming majority, this section’s analysis of disproportionate access to ineffective, inexperienced, and out-of-field teachers is based on all public schools, including all Title I schools.

⁴ <http://www.mass.gov/edu/government/departments-and-boards/ese/programs/accountability/support-for-level-3-4-and-5-districts-and-schools/school-and-district-turnaround/turnaround-in-massachusetts/turnaround-and-emerging-practices-reports.html>

OSSE uses the following definitions for the key statutory terms in this provision:

Key Term*	Definition
Ineffective teacher	Teachers rated on any tier that is below “effective” on an LEA’s teacher evaluation system.
Out-of-field teacher*	Teachers who do not have a major, certification, or an “effective” teacher evaluation designation in the subject which they are teaching, with the exception of special education teachers. For special education teachers, an out-of-field teacher is defined as a teacher who has not met the requirements outlined in OSSE’s SPED certification policy.
Novice teacher+	Teachers in their first year of teaching or an “ineffective” teacher (as defined above) in their second year of teaching.
Low-Income student	Student who qualifies for Temporary Assistance for Needy Families (TANF), qualifies for the Supplemental Nutrition Assistance Program (SNAP), is homeless, or has been a ward of the state in the care of the Child and Family Services Agency (CFSA).
Minority student	Any student who is identified as a minority race or ethnicity (e.g., African American, Latino, Native American, Asian, Pacific Islander, or more than one race).

In Spring 2022, the District of Columbia analyzed data collected from all 70 LEAs during the fall 2021 Faculty and Staff data collection² and found that across all ESEA teacher quality indicators – effective, infield, and experienced – more than 90 percent of DC’s teachers satisfied the quality indicator.

Percent of Experienced Teachers Citywide	Percent of Infield Teachers Citywide	Percent of Teachers Rated Effective Citywide
90%	93%	92%

OSSE further analyzed these data to determine the extent to which students with different demographic characteristics, including students from low-income families, students of different races and ethnicities, students with disabilities, and English learners are taught at disproportionate rates by ineffective, out-of-field and inexperienced teachers.

OSSE’s analysis evidenced that there are no statistically significant differences in the rates at which students with the analyzed characteristics, including students from low-income families and students of color, have access to experienced and effective teachers.

² More information about OSSE’s annual Faculty and Staff Data Collection is available at: [Faculty and Staff Data Collection | osse \(dc.gov\)](https://osse.dc.gov).

Figure A.9. Associations Between Student Demographic Groups and Teacher Experience, SY 2021-22

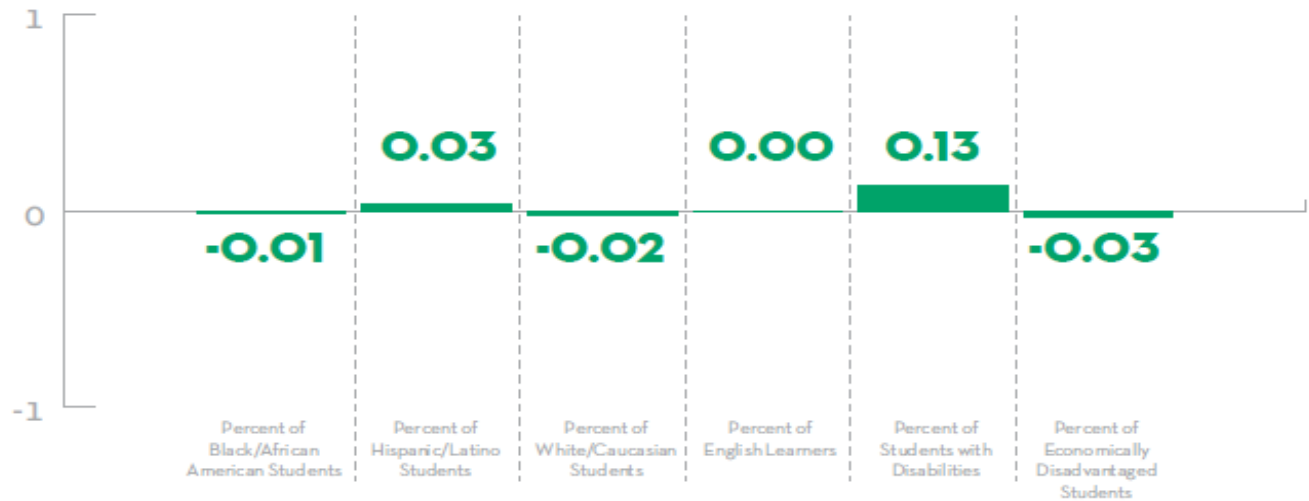
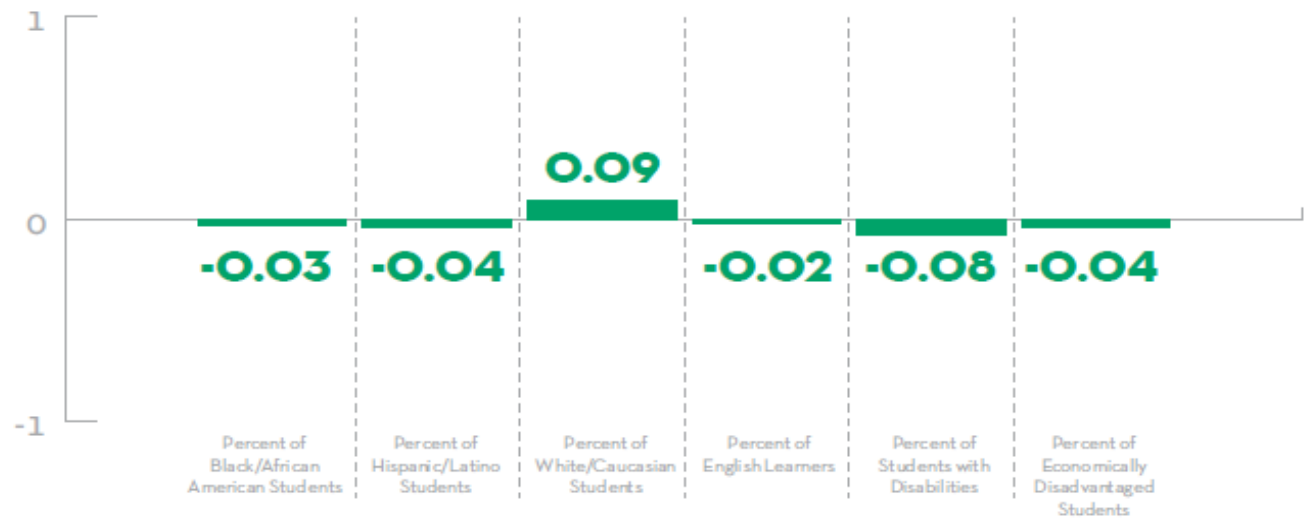
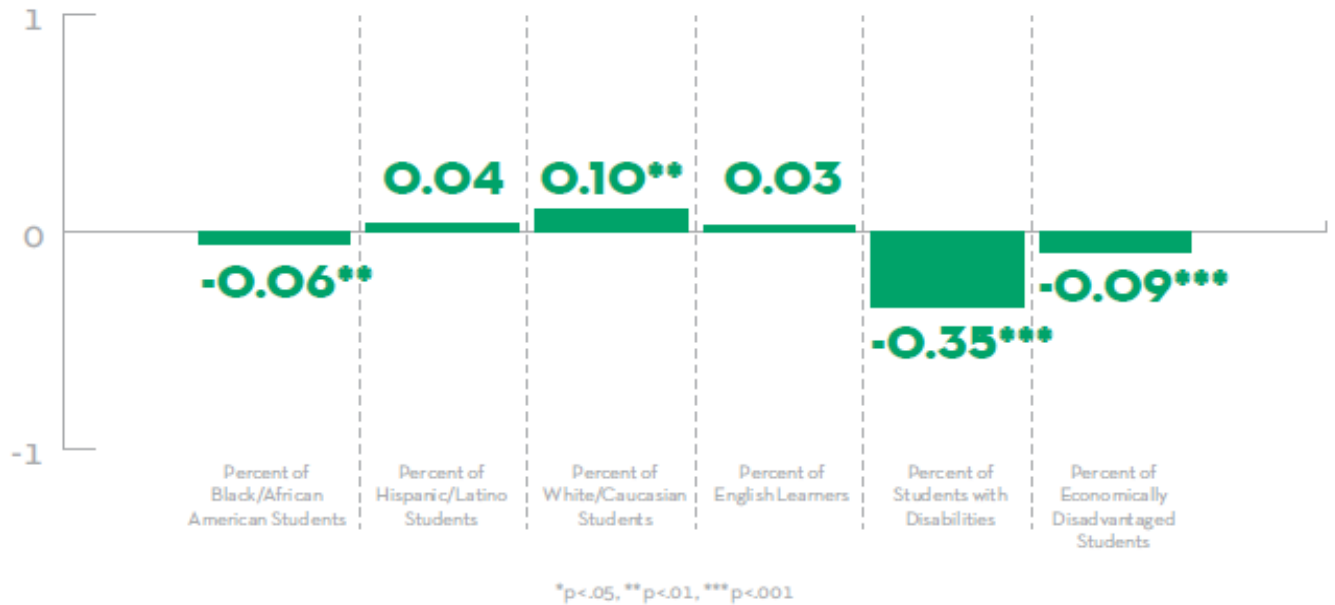


Figure A.10. Associations Between Student Demographic Groups and Teacher Effectiveness, SY 2021-22



However, OSSE’s analysis also showed that there are statistically significant differences in the rates at which students with disabilities, Black/African American students, and students who are economically disadvantaged have access to infield teachers, as compared to their White/Caucasian peers.

Figure A.11. Associations Between Student Demographic Groups and Infield Teachers, SY 2021-22



Infield status in DC is defined as a teacher who has a major, certification, or an “effective” teacher evaluation designation in the subject which they are teaching. OSSE is supporting its LEAs in ensuring that all students, particularly students who are furthest from educational opportunity, including students with disabilities, students of color, and students who are economically disadvantaged, have equitable access to infield teachers by working directly with our LEAs to ensure that our current teacher certification structure appropriately balances rigor and flexibility to enable our LEAs to meet local hiring needs with infield teachers,

OSSE believes that timely, accurate, transparent data serve as an important driver of educational opportunity and change. Accordingly, in spring 2022, OSSE published a comprehensive DC Educator Workforce Report. Among other key educational workforce data, this report includes the data described above, and is designed to enable DC educational stakeholders and the public to better understand the rates at which students from low-income families and students of color have access to effective, infield, and experienced teachers.

Additionally, OSSE understands that as the employers of record for DC’s teacher workforce, LEAs are in a unique position to ensure that their teacher hiring and placement decisions serve to increase educational opportunity for all students, particularly students who are furthest from educational opportunity, including students with disabilities, students of color, and students who are economically disadvantaged. Accordingly, to help LEAs understand the distribution of teachers with different characteristics across schools, grades, subjects, and student demographic characteristics, in fall 2021 OSSE released an interactive *Educator Talent and Equity Dashboard*. This dynamic dashboard enables DC LEAs to better understand the composition of their workforce within the context of DC’s citywide educational workforce data. OSSE will update this Dashboard annually, following our fall Faculty and Staff Data Collection.

7. School Conditions (*ESEA section 1111(g)(1)(C)*): Describe how the SEA agency will support LEAs receiving assistance under Title I, Part A to improve school conditions for student learning, including through reducing: (i) incidences of bullying and harassment; (ii) the overuse of discipline practices that remove students

from the classroom; and (iii) the use of aversive behavioral interventions that compromise student health and safety.

OSSE provides the following support to LEAs which receive Title I- A funding to improve school conditions for student learning through many avenues including the following initiatives:

- *Combating Bullying and Improving School Climate:* Through a grant with the National Institutes of Justice, OSSE partnered with a local research firm and the DC Office of Human Rights in the 2016-17 school year to initiate a school climate pilot project in approximately 30 middle and high schools, using the Department of Education's School Climate Survey for parents, teachers and students and the Safe Schools Certification for technical support (see safesupportivelearning.ed.gov). Participating schools may also apply for school climate grants. This was a grant project through 2020 into which schools were invited to opt in; as such, it did not specifically target Title I schools.
- *Health and Wellness Standards and Assessments:* OSSE recognizes the crucial link between student health and academic achievement. OSSE administers the Centers for Disease Control and Prevention's (CDC) Youth Risk Behavior Survey (YRBS) on a biennial basis; the annual DC School Health Profile on school supports such as health services and health and physical education time, health education curricula, and outdoor learning; and administers an annual Health and Physical Education Assessment that demonstrates student academic performance to the DC Health Education and Physical Education Standards..
- *Academic Standards:* In addition to being an early adopter of the Common Core State Standards in reading and mathematics, DC has rigorous state educational standards in arts, health and physical education, science, social studies, technology, and world language. LEAs, families, students, and other educational stakeholders are equipped with an understanding of what students are expected to know and be able to do at each grade level, so that students are best positioned for smooth transitions from preschool through grade 12 and beyond.
- *Data-Driven Planning:* In addition to setting rigorous standards, OSSE has used data to inform the development of multi-year strategic plans for increasing STEM education in DC and accelerate the success of ELs, students with disabilities, students experiencing homelessness students, and students who are delinquent, neglected, or at-risk.
- *Tiered Technical Assistance and Intervention Model:* This model ensures LEAs have the support to implement evidence-based instructional strategies that ensure students remain engaged and make progress toward graduation. The system provides the most intensive support to many schools with the District of Columbia's most vulnerable students, including low-income and low-achieving students.
- *Rigorous Instruction and Transition Support for Students with Disabilities:* Students with disabilities each have Individualized Education Programs (IEPs) aligned to the Common Core State Standards and receive support through testing accommodations, including alternative assessments aligned to alternate achievement standards (AA-AAS) for those students with the most significant cognitive disabilities. Through the State Systemic Improvement Plan (SSIP), created in accordance with the federal IDEA, OSSE will implement several state-level strategies to increase the District of Columbia's rate of success in preparing students with disabilities for graduation. Supported by a variety of state-level professional development offerings, the strategies are evidence-based practices aimed at improving overall student retention and dropout preventing while focusing on better equipping schools and students to succeed during the crucial transition from eighth to ninth grade.
- *Reducing aversive behavior interventions and discipline that removes students from the classroom:*

OSSE provides comprehensive foundational training and guidance on evidence-based best practices related to behavioral support such as Multi-tiered System of Supports (MTSS), Positive Behavior Intervention and Supports (PBIS), and Restorative Justice (RJ). OSSE also facilitates foundational trainings and has issued guidance on effective behavioral support, including trauma-informed intervention, nonviolent crisis intervention, and restorative practices. OSSE has also facilitated a community of practice related to restorative practices, Restorative DC, in which schools from across the city can learn about how to implement restorative practices on a school-wide level.

- *Supporting English Learners*: DC is an active member of the multi-state World-class Instructional Design and Assessment (WIDA) consortium and uses its English Language Development (ELD) standards and professional development materials.
- *Family and Community Engagement Framework*. In the 2017-18 school year, OSSE will launch a framework for effective community and parent engagement in all wards, including feedback from parents in underserved communities. The framework will create citywide parent and student advisory panels to inform the agency's work and to share information with families; connect with community partners to support schools and families; and provide training and technical assistance to parents on ways to navigate the educational system to support their children.
- *Partnerships with External Agencies*: OSSE will continue partnering with other DC and non-governmental agencies to support students who are immigrants and/or ELs, students with disabilities, and students who are in foster care, are experiencing homelessness, who may be neglected, delinquent, and at-risk. For example, OSSE's partnership with the Child and Family Services Agency produced clear joint guidance to LEAs related to ESSA's new requirements regarding effectively supporting students in foster care. OSSE provides monitoring to ensure neglected, delinquent, and at-risk students are receiving quality instruction and transitioning effectively after detention.

8. School Transitions (*ESEA section 1111(g)(1)(D)*): Describe how the State will support LEAs receiving assistance under Title I, Part A in meeting the needs of students at all levels of schooling (particularly students in the middle grades and high school), including how the State will work with such LEAs to provide effective transitions of students to middle grades and high school to decrease the risk of students dropping out.

Supporting Early Learning and an Effective Transition to Elementary School

DC is number one in the nation in access and funding for pre-K education. To improve the quality of early care and education, the Office of the State Superintendent for Education (OSSE) operates the following early learning initiatives:

- *Improving Coordination for the Transition from Early Education to K-12*: OSSE is improving its intra-agency coordination between its Division of Early Learning and its Elementary, Secondary, and Specialized Education division. OSSE will continue to provide guidance, technical assistance, and professional development to early childhood education providers and LEAs on the transition from early childhood education programs to kindergarten and IDEA Part C to Part B. Additionally, OSSE convened several meetings between the DC Head Start Association and LEAs to discuss best practices and ideas on how to improve coordination with Head Start and other early learning programs to support smooth and effective transitions for our youngest students.
- *Quality Improvement Network (QIN)* to improve the quality of infant and toddler care through job-embedded professional development and continuous and comprehensive health, mental health,

nutrition, family engagement, and support services.

Quality Rating and Improvement System (QRIS) for child care facilities. Capital Quality measures the quality of early care and education programs in licensed child development facilities and supports providers to continuously improve quality. Capital Quality as four major program components: (1) one-on-one technical assistance by a quality facilitator; (2) completion of a continuous quality improvement plan; (3) public facing profile on My Child Care DC; and (4) Capital Quality designation. The Capital Quality designation is based on observation data using the Classroom Assessment Scoring System (CLASS) and Environment Rating Scales (ERS). CLASS is also used in pre-K LEA classrooms, providing a common measure of quality for all publicly funded pre-K classrooms across the District's mixed delivery system.

- *Early Development Instrument (EDI)* to provide a population-based community-wide snapshot of children's readiness for school. The EDI data is used with community partners to stimulate action at a neighborhood level that will inform and target the allocation of community resources to improve outcomes for children birth to age five.

Helping Students Transition from Middle to High School

- *Supporting the Transition from Middle to High School:* The transition from the eighth to ninth grade is a critical time for students. To address this challenge, OSSE and Raise DC launched in 2016 a data-sharing initiative among public charter and DCPS middle and high schools to quickly, securely, and consistently transfer critical student data for rising ninth graders to their new LEAs. In its pilot year, the Student Information Exchange saw participation from 11 LEAs representing 31 middle school campuses and 16 high school campuses, reaching more than 2,000 ninth graders. As a result of this process, participating schools were able to plan more effectively for incoming students, promote early interventions, and establish relationships between staff and new students. In the ensuing years, this initiative has grown. In FY 2020-21, 27 LEAs participated representing 70 middle school campuses and 40 high school campuses. And in FY 2021-22, 25 LEAs participated representing 68 middle school campuses and 40 high school campuses.
- Investments in middle school programming have expanded OSSE's ability to deliver career education in grades 6-8. Middle school students at 4 campuses are taking exploratory courses that link to CTE programs of study offered at high schools across the city. This linkage is designed to support the transition from 8th to 9th grade. Funding will extend to 8 additional schools in FY2023.

Helping Students Transition from Secondary Education to College and Careers

- *OSSE's College and Career Readiness Unit* supports administration of the SAT to all seniors and juniors during SAT School Day; supports dual enrollment; provides professional development for school counselors and college access providers; and coordinates the Free Application for Federal Student Aid (FAFSA) Completion Tool, which provides up-to-date information on FAFSA completion to high school counselors during the college application season.
- *Supporting Students with Disabilities in Secondary Transition:* OSSE provides a number of trainings and resources to assist educators, families, and students in addressing the needs of students with disabilities who are preparing to transition from high school to postsecondary employment, education/training, and independent living. Additionally, OSSE provides intensive technical assistance to assist schools in crafting appropriate and meaningful transition plans.
- *DC Tuition Assistant Grant (DC TAG)* provides up to \$10,000 for tuition at public institutions of higher education nationwide, providing 4,425 students with DC TAG awards in 2016. DCTAG

provided support to 4477, 4571, 4315, 4277, and 3867 students in 2017, 2018, 2019, 2020 and 2021 respectively.

- *Career and Technical Education (CTE)*: OSSE supports 54 programs of study across 16 career clusters, such as business administration, health and medical sciences, information technology, and STEM. OSSE also supports 14 career academies in local high schools that enroll more than 1,000 students in industry partnerships and work-based learning.
- *Dual Enrollment*: To give students exposure to college coursework and enable them to earn college credit while in high school, OSSE supports dual enrollment slots for 370 students at the George Washington University, Howard University, the University of the District of Columbia, and other local universities. OSSE funding provides books, fees, and transportation, as well as tuition.

B. Title I, Part C: Education of Migratory Children

1. Supporting Needs of Migratory Children (*ESEA section 1304(b)(1)*): Describe how, in planning, implementing, and evaluating programs and projects assisted under Title I, Part C, the State and its local operating agencies will ensure that the unique educational needs of migratory children, including preschool migratory children and migratory children who have dropped out of school, are identified and addressed through:

- i. The full range of services that are available for migratory children from appropriate local, State, and Federal educational programs;
- ii. Joint planning among local, State, and Federal educational programs serving migratory children, including language instruction educational programs under Title III, Part A;
- iii. The integration of services available under Title I, Part C with services provided by those other programs; and
- iv. Measurable program objectives and outcomes.

This is not applicable for DC. OSSE does not use Title I Part C funding for the education of migratory children. Note: in this plan, the term “migratory child” refers to the narrow federal definition for ESEA Title I, Part C. Under this definition, “migratory child” means a child or youth who made a qualifying move in the preceding 36 months as a migratory agricultural worker or a migratory fisher; or with, or to join, a parent or spouse who is a migratory agricultural worker or a migratory fisher’ (ESEA Sec. 1309). DC does not have a significant, measurable population of “migratory children” under Title I, Part C and thus does not apply for federal funding under Title I, Part C. Note that DC and its LEAs do receive funding based on its population of “immigrant children and youth” for ESEA Title III, Part A – English Learners and Immigrant Youth. Under Title III, Part A, “the term ‘immigrant children and youth’ means individuals who are aged 3 through 21; were not born in any State; and have not been attending one or more schools in any one or more States for more than 3 full academic years” (ESEA Sec. 3201).

2. Promote Coordination of Services (*ESEA section 1304(b)(3)*): Describe how the State will use Title I, Part C funds received under this part to promote interstate and intrastate coordination of services for migratory children, including how the State will provide for educational continuity through the timely transfer of pertinent school records, including information on health, when children move from one school to another, whether or not such move occurs during the regular school year.

Not applicable.

3. Use of Funds (*ESEA section 1304(b)(4)*): Describe the State’s priorities for the use of Title I, Part C funds, and how such priorities relate to the State’s assessment of needs for services in the State.

Not applicable.

C. Title I, Part D: Prevention and Intervention Programs for Children and Youth who are Neglected, Delinquent, or At-Risk

1. Transitions Between Correctional Facilities and Local Programs (*ESEA section 1414(a)(1)(B)*): Provide a plan for assisting in the transition of children and youth between correctional facilities and locally operated programs.

OSSE strives to best support LEAs in implementing innovative, effective services while maintaining a robust monitoring system to ensure the needs of DC students are met. The same support is also provided to the District of Columbia Department of Youth Rehabilitation Services (DYRS), the District of Columbia juvenile justice agency which administers detention, commitment, and aftercare services for youth committed to DYRS' legal custody. DYRS is also the DC's only ESSA Title I, Part D subgrantee.

To ensure interagency coordination for the provision of educational services to committed youth, including assisting in the transition/re-entry of children and youth between correctional facilities and locally operated programs, in 2012, OSSE, DYRS and District of Columbia Public Schools (DCPS) entered into an interagency Memorandum of Agreement (MOA) that delineates the responsibilities of each agency during the time a student is housed at a DYRS correctional facility and when transitions occur between the correctional facility and local operated programs. The MOA, which is anchored in a two-way data sharing agreement, was amended in 2014 and 2016 to ensure that transition of children and youth between correctional facilities and local operated programs are adequately supported by key agencies, so as to minimize disruption in general and special educational services during times of transition between settings. Per this agreement, DYRS is the public agency responsible for ensuring access to a free appropriate public education (FAPE) for youth committed to DYRS custody and attending school at the New Beginnings Youth Development Center (New Beginnings), a long-term secure juvenile rehabilitation facility operated by DYRS.

Activities in the MOA include, but are not limited to:

- Facilitation of records transfer
- Oversight and monitoring of educational service delivery
- Oversight and monitoring the provision of a FAPE
- Ensuring required accommodations are delivered to youth with disabilities while under the commitment of DYRS
- Detailed overview of transition process, including re-enrollment process, when a student is preparing for discharge from DYRS correctional facility, out-of-state residential facility, or out-of-state group home. This includes:
 - Steps for re-enrollment
 - Agency oversight responsibility in the process
 - Timelines in record sharing
 - Required team meetings
 - Required documentation
- Joint planning and consistent communication by all participating agencies

Additionally, to ensure compliance with all components of the MOA, the agencies meet on a regular basis to review student placement status and develop a plan to address any related issues that may impact continuity of service delivery and/or compliance with federal and local law. Furthermore, as a component of the MOA, the

participating agencies collaborate to ensure appropriate two-way data sharing procedures. All student educational records shall be shared, consistent with requirements imposed by federal and District of Columbia law and in compliance with the MOA. This information will be maintained in the DC's Student Longitudinal Education Data System (SLED).

A key component of OSSE's work is to ensure that all subgrantees remain in compliance with federal and local requirements. Because students served by DYRS are highly mobile, OSSE's oversight of DYRS is focused on DYRS' ability to ensure continuity of each student's educational program in order to mitigate the impact of high mobility often present in this population. In addition to reviewing the agency's annual grant application to ensure that the program is effectively designed to improve the academic, career, and technical skills of children in the program, OSSE annually monitors program implementation via on-site visits to facilities, database reviews, staff and parent interviews, reviews of student records, and self-assessments.

2. Program Objectives and Outcomes (*ESEA section 1414(a)(2)(A)*): Describe the program objectives and outcomes established by the State that will be used to assess the effectiveness of the Title I, Part D program in improving the academic, career, and technical skills of children in the program.

It is OSSE's expectation that students who are Neglected, Delinquent, or At-Risk (NDA) are provided the same access to high-quality education as all students in the city, and that programs serving this population meet the same academic and graduation rate goals.

In addition, OSSE has established the following program objectives and outcome goals for the 2016-17 school year:

Goal	Objectives	Performance measures
<p>Goal #1 (Reading): Students attending a Title I, Part D funded correctional facility will have an opportunity to access and receive high quality education.</p>	<p>All students who enter a Title I, Part D funded correctional facility will demonstrate gains in reading.</p> <p>Students who enter the program below grade level and who are served in the facility for at least 90 days will demonstrate an increase in their reading scores by an average of at least 10%, between pre-test and post-test using an OSSE- approved assessment.</p>	<p>Consolidated State Performance Report (CSPR)- pre- and post-test assessment data.</p>

<p>Goal #2 (Math): Students attending a Title I, Part D funded correctional facility will have an opportunity to access and receive high quality education.</p>	<p>All students who enter a Title I, Part D funded correctional facility will demonstrate gains in math.</p> <p>Students who enter the program below grade level and who are served in the facility for at least 90 days will demonstrate an increase in their math scores by an average of at least 10%, between pre-test and post-test using an OSSE-approved assessment.</p>	<p>Consolidated State Performance Report (CSPR)- pre- and post-test data.</p>
<p>Goal #3 (Transition): Students attending a Title I, Part D funded correction facility will access services that will enable them to transition successfully from the facility to an academic or vocational program.</p>	<p>85% of students who exit from a Title I-D funded correctional facility will enroll in an academic or vocational program upon exit and demonstrate continued enrollment or attain a high school diploma or GED 90 calendar days after exiting the facility.</p>	<p>Consolidated State Performance Report (CSPR)- 90 day enrollment data.</p>

D. Title II, Part A: Supporting Effective Instruction

1. Use of Funds (ESEA section 2101(d)(2)(A) and (D)): Describe how the State educational agency will use Title II, Part A funds received under Title II, Part A for State-level activities described in section 2101(c), including how the activities are expected to improve student achievement.

To increase the quality of the educator pool and increase achievement, especially for low-income and minority students, the state will use Title II, Part A funds and funds from other included programs to support:

- A Cohesive System of Professional Development;
- Teacher Leadership Pathways;
- Support to LEAs with Strategic Staffing; and
- Development of Pipeline Management Capacity.

A Cohesive System of Professional Development: OSSE will utilize federal funds to launch a variety of high-quality, optional professional development initiatives available to LEAs to support implementation of college- and career-ready standards, school climate and culture, support for special populations, and school planning and support. These activities consist of foundational professional development opportunities that would be available to all educators and address key areas of policy and practice, and specialized professional development opportunities anchored in communities of practice which focus on particular areas of practice. Activities are delivered by the Professional Learning Implementation (PLI) team, a results and data-driven group ensuring equitable, culturally-responsive professional development and technical assistance aligned with the needs of leaders and teachers to build capacity to serve DC's diverse student population in grades PreK-12. The team is innovative with its delivery of supports with a focus on increasing student achievement, increasing leaders' and teachers' knowledge and skills and supporting the wellness of the whole child.

This multi-tiered system of professional development targets classroom teachers, teacher leaders, school leaders, LEA and sector leadership, and community partners. Training and programming are informed by stakeholder input, student achievement data, and priority implementation areas.

Teacher Leadership Pathways: OSSE's teacher leadership pathway program focused on cultivating and engaging highly effective educators from across DC in a year-long community of practice. The program facilitated discussion and collaboration among school educators as they identified and implement evidence-based⁵ strategies to drive student success, provide feedback and guidance around state policies and initiatives, engage in community outreach, and lead professional development. This program serves as an opportunity for teachers to obtain state-level recognition. OSSE discontinued this work after the 2018-19 school year.

Support to LEAs with Strategic Staffing Data: As of fall 2021, OSSE has launched a new interactive application, the *Educator Talent and Equity Dashboard*, which provides all DC LEAs with interactive data on the educator workforce and the rates at which different student groups have access to effective educators. This Dashboard is designed to enable stakeholders to improve staffing policies and practices. Approximately 40 percent (\$99K of a total of \$226K) of the *Educator Talent and Equity Dashboard* is funded with Title II, Part A funds. The dashboard provides data on topics such as educator demographics, educator retention and mobility, and equitable access to excellent teachers along lines of student race, income, ability, and lingual background. Stakeholders are able to manipulate the application to compare LEA schools to one another, to

district averages, and to citywide averages.

Mentoring and Induction Program Development Professional Learning Community (M&I PLC): In SY 2020-21 and 2021-22, OSSE offered the Mentoring & Induction Program Development Professional Learning Community (or M&I PLC). The M&I PLC is an intensive, yearlong experience designed to support instructional leaders in building or improving in-house new teacher development systems in their LEAs. The PLC has a project-based learning structure: participants build portfolio products they authentically “put to work” in their organizations. Topics covered include: program content, programmatic structures, and continuous improvement strategy.

⁵ Examples of appropriate evidence-based strategies can be found at the link on the US Department of Education guidance section <https://www2.ed.gov/policy/elsec/leg/essa/guidanceuseinvestment.pdf>

2. Use of Funds to Improve Equitable Access to Teachers in Title I, Part A Schools (ESEA section 2101(d)(2)(E)): If an SEA plans to use Title II, Part A funds to improve equitable access to effective teachers, consistent with ESEA section 1111(g)(1)(B), describe how such funds will be used for this purpose.

This section presents strategies that OSSE, in partnership with its stakeholders, will take to address root causes of DC’s inequitable distribution of effective teachers. The table below presents the results of the root-cause analysis and introduces the aligned strategies that OSSE will implement to eliminate disproportionate rates of ineffective teachers.

Potential Root Causes and Strategies

The District of Columbia uses qualitative discussions with teachers and leaders to identify the potential root causes of educator equity gaps. OSSE continues its implementation of the following strategies to respond to the root causes listed below.

Potential Root Cause		Strategy
Teacher Preparation Program Misalignment	<ul style="list-style-type: none"> Teachers receive inadequate preparation for managing behaviors and social emotional challenges. 	<ul style="list-style-type: none"> Use data to identify teacher turnover trends, examine needs and support strategic staffing efforts (Educator Talent and Equity Dashboard) On June 9, 2022, OSSE adopted final rules governing educator preparation provider and subject area program approval. These rules became effective on July 24, 2022 and are available at this link. Consistent with these rules, and among other requirements, each educator preparation provider and subject area program applying for OSSE approval must submit a needs assessment that describes and provides evidence of how the educator preparation provider or subject area program is responsive to current and anticipated national, regional, or local workforce needs for schools and subject areas. Collect and use educator preparation provider and local educational agency faculty and staff data to produce the Educator Preparation Provider and Educator Workforce reports.
Lack of Data on Preparation Outcomes	<ul style="list-style-type: none"> A lack of robust data on teacher preparation program outcomes makes it difficult to know which programs effectively prepare teachers for high-need schools, and how programs can improve the effectiveness of their teacher candidates. 	
Inadequate Teacher Supply	<ul style="list-style-type: none"> A shortage in supply prevents principals at high-need schools from having access to high-quality teaching candidates. 	

Principal Leadership	<ul style="list-style-type: none"> • A lack of effective leadership practices can exacerbate the challenges of teaching at high-need schools. • A lack of voice in decisions may drive teachers away from high-need schools. • A lack of a strong culture of collaboration may drive teachers away from high-need schools. • A lack of school-wide procedures to address misbehaviors may drive teachers away from high-need schools. • A lack of planning schedules that allows teachers to focus on preparation and instruction may drive teachers away from high-need schools. 	<ul style="list-style-type: none"> • Provide high need schools with high quality professional development related to evidence-based behavior intervention models • Provide leadership development through a summer Inclusive Leadership Cohort during which principals and school leaders receive strategic support to (1) design and implement teacher development aligned with the schools’ goals and needs and (2) create an inclusive environment and learn to sustain the inclusive practices necessary to support diverse learners to develop academic and social-emotional skills while experiencing a sense of belonging at school.
Teacher Support	<ul style="list-style-type: none"> • Insufficient supports around non-academic challenges like social-emotional issues and family engagement may drive teachers away from high-need schools. • Insufficient coaching support beyond teachers’ first year and throughout teachers’ careers may drive teachers away from high-need schools. 	<ul style="list-style-type: none"> • Provide high-need schools with high-quality professional development related to evidence-based behavior intervention, restorative justice, and parent engagement models • Provide instructional leaders with the opportunity to participate in OSSE’s Mentoring and Induction Program Development PLC (M&I PLC). The M&I PLC is designed to support instructional leaders in building or improving new teacher development systems.

3. System of Certification and Licensing (ESEA section 2101(d)(2)(B)): Describe the State’s system of certification and licensing of teachers, principals, or other school leaders.

The District of Columbia has developed a robust multi-tiered licensing system for teachers, principals, other school leaders, and staff. Certification regulations aim to ensure that students in public schools are served by quality educators who must meet high standards. DC’s teacher and administrator credential requirements aim to address systematic barriers around recruitment and retention of effective educators. The regulations emphasize an outcome-based approach and introduce new pathways for educators to gain initial and standard credentials. Additionally, the regulations help to increase the available pool of candidates for high-need schools and ensure that no effective teacher will be removed from the classroom due to licensure status.

The District of Columbia offers two educator credentials for teachers, initial and standard, each with multiple paths of entry. The initial teaching credential is a three-year temporary, non-renewable, teaching credential. Possession of the initial teaching credential signifies that the credential holder meets basic requirements to practice as a teacher in the District of Columbia but must meet additional requirements to qualify for issuance

of a full, renewable credential. The three distinct eligibility pathways leading to the initial teaching credential include:

- Teachers currently enrolled in a state-approved teacher preparation program and have passing scores on the Praxis I Core and Praxis II content knowledge exams;
- Teachers who hold a valid out-of-state license recognized by the District of Columbia through its interstate agreement and completed a state-approved teacher preparation program but do not have passing scores on all of the three required DC exams (Praxis I Core, Praxis II subject content knowledge and pedagogy)
- First-time teachers who have been recruited by a DC LEA and have passing scores on the Praxis I Core and Praxis II content knowledge exams only but have yet to demonstrate effectiveness in the teaching assignment within the LEA's performance evaluation system.

The standard teaching credential is the full, teacher credential for the District of Columbia. Possession of the standard teaching credential signifies that the credential holder meets all requirements to be issued a full, renewable credential. The four distinct eligibility pathways leading to the standard teaching credential include:

- Teachers who have completed a state-approved teacher preparation program in DC or another state/jurisdiction with passing scores on the Praxis I Core and both the Praxis II content knowledge and pedagogy exams;
- Teachers who have satisfied all requirements to upgrade from an initial teaching credential;
- Experienced teachers who hold a valid out-of-state license recognized by the District of Columbia through its interstate agreement and have or have not completed a state-approved teacher preparation program or two years of effective teaching experience and passing scores on the Praxis I Core and both the Praxis II content knowledge and pedagogy exams or comparable exams passed from another state/jurisdiction.
- Teachers with experience with a LEA from within the District of Columbia, without formal teacher preparation, who have passing scores on the Praxis I Core and both the Praxis II content knowledge and pedagogy exams, and who have been validated as effective in a teaching assignment for two years within the LEA's performance evaluation system.

The District of Columbia offers two educator credentials for administrators, initial and standard, each with multiple paths of entry. The initial administrator credential is a two-year, non-renewable credential. Possession of the initial administrator credential signifies that the credential holder meets basic requirements to practice as principal or assistant principal in the District of Columbia but must meet additional requirements in order to be issued a full, renewable credential. The two distinct eligibility pathways leading to the initial administrator credential include:

- Administrators with a completed a bachelor's, master's or higher degree and completion of a state-approved administrator preparation program;
- Experienced administrators who hold a valid out-of-state license recognized by the District of Columbia through its interstate agreement and completed a state-approved administrator preparation program but have not passed the School Leaders Licensure Assessment (SLLA) or its equivalent from another state/jurisdiction.

The standard administrator credential is the full, renewable administrator credential for the District of Columbia.

Possession of the standard administrator credential signifies that the credential holder meets all requirements to be issued a full, four-year renewable credential. The four distinct eligibility pathways leading to the standard administrator credential include:

- Administrators who have satisfied all requirements to upgrade from the initial administrator credential;
- Administrators with a completed bachelors and completed a state-approved administrator preparation program in DC or another state/jurisdiction or a masters or higher degree and have passing scores the

School Leaders Licensure Assessment (SLLA) and verification of four years of full-time teaching, pupil services or school leadership experience or who have been validated as effective in the administrator assignment for two years within the LEA's performance evaluation system;

- Experienced administrators who hold a valid out-of-state license recognized by the District of Columbia through its interstate agreement with have passing scores the School Leaders Licensure Assessment (SLLA) or comparable exam from another state/jurisdiction who have been validated as effective in the administrator assignment for two years within the LEA's performance evaluation system;

These state certification requirements do not apply to teachers and leaders in public charter schools.

4. Improving Skills of Educators (*ESEA section 2101(d)(2)(J)*): Describe how the SEA will improve the skills of teachers, principals, or other school leaders in order to enable them to identify students with specific learning needs, particularly children with disabilities, English learners, students who are gifted and talented, and students with low literacy levels, and provide instruction based on the needs of such students.

Addressing the needs of children with disabilities

According to the DC School Report Card, the District of Columbia is home to approximately 99,000 school-aged children who are enrolled in either DC public or public charter schools where students with disabilities (SWD) comprise 17 percent of the total student population. As demonstrated by the Students with Disabilities in the District of Columbia Landscape Analysis, there is a vast achievement gap between SWD and their nondisabled peers. From 2016 to 2019, the percentage of students without disabilities who performed on grade level increased by 14 percentage points, but SWD increased by only 3 percentage points on the English language arts (ELA) statewide assessment.

Research indicates that nearly all SWD can perform on grade level, when provided with appropriate services and supports, yet the achievement gap between SWD and their peers continues to widen. Several student indicators suggest this overall achievement gap for SWD may be related to their exclusion from all that school has to offer in the general education curriculum and setting. First, just over half of the District's SWD spend at least 80 percent of their time in general education classrooms, suggesting far too few SWD are included in the opportunities offered by the general education curriculum. Second, SWD are more than twice as likely to be disciplined than their grade level peers (after controlling for other demographic factors), which further removes them from the learning opportunities in their schools. Third, on average, students who receive more hours of specialized services attend school at a lower rate than other students, suggesting a systemic issue that could be addressed to increase their access to learning.

The SEA is addressing this gap through city-wide capacity building efforts that foster an inclusive mindset while developing the competencies required to successfully implement effective practices of inclusion. OSSE offers a systems-level, high quality, evidence-based professional learning program to improve leader, educator, and family competencies in inclusive education practices nested in an equity-based multi-tiered system of support (MTSS). By providing a robust framework of professional learning centered around four domains of inclusive practices, and embedded within an equity-based MTSS framework, OSSE can support and deepen this opportunity for DCPS schools and educators.

The SEA has received a State Personnel Development Grant (SPDG) from the US Department of Education. The

program objectives of the grant are for OSSE to work with our IHE partner and District stakeholders, to:

1. Develop a state-wide professional learning framework to guide all personnel development and professional learning to (1) promote an active approach to achieving equity and (2) improve implementation of inclusive practices to increase achievement for students with disabilities (SWD).
2. Ensure sustainability of project outcomes by: (a) establishing a clear mechanism of documented continuous improvement at each level of the system (SEA, LEA, School), (b) ensuring fidelity of implementation of inclusive practices using evidence-based measures, and (c) building team capacity as determined by ongoing assessment.
3. Improve equity of access to high-quality educational experiences in the individual least restrictive environment for students with disabilities, particularly students of color.

In 2014, OSSE combined its separate divisions of general education and special education in order to ensure that SEA activities include the support of all students, including students with specific learning needs, students with disabilities, English learners, students who are gifted and talented, and students with low literacy levels.

OSSE's system of high-quality, differentiated technical assistance includes support to LEAs with implementation of evidence-based frameworks including Multi-tiered System of Support (MTSS), Restorative Justice (RJ), and Positive Behavior and Instructional Supports (PBIS). These evidence-based school-wide models are designed to ensure that academic programs are designed and delivered in a manner that ensures access to the curriculum for all students and allows educators to proactively identify and address learning challenges, including low literacy levels, as well as ensure that students who are identified as gifted and talented have access to rigorous, challenging academic content.

In addition to supporting the implementation of school-wide models, OSSE will continue to provide a variety of ongoing trainings and technical assistance to educators, administrators, and other school-based staff through a differentiated technical assistance model which includes the issuance of key guidance in certain complex areas of practice, and both foundational and in depth professional development opportunities.

For example, OSSE has offered training in the GLAD and SIOP instructional methodologies for educators supporting English learners in either dual language or English language development programs. For educators in dual language programs, OSSE offered Project Guided Language Acquisition Design (GLAD) training to strengthen educators' understanding of how to leverage this instructional methodology, which focuses on balanced literacy instruction, to support English learners' English language development in content area classrooms. Educators who deliver instruction to English learners outside of dual language programs have participated in our Sheltered Instruction Observation Protocol (SIOP) series in order to become skilled in applying the eight principles of the SIOP instructional method to support English learners in simultaneously acquiring English language and academic content knowledge.

In addition, OSSE specifically focuses on developing additional opportunities, resources, and tools for supporting the success of students with specific learning needs. A few examples of such work are provided below.

- *Literacy Support for Dual Language Programs*: OSSE provides an intensive training series on biliteracy for LEAs serving students through a dual language program model.
- *Delivering Education Services to English Learners*: OSSE has issued comprehensive guidance on building effective EL program services, which includes procedural requirements of identification, reclassification, and monitoring, as well as instructional best practices and resources for program evaluation. This is updated for LEAs annually to include new policies, procedures, and supports required by ESSA and in DC.
- *Multilingual Learner Conference*: OSSE hosts an annual event for educators to engage with national experts and local practitioners to share and highlight DC promising practices that have successfully strengthened student achievement for ELs in English as a second language and dual language programs.
- *DC Public Charter Board EL Point of Contact Professional Learning Community*: OSSE co-facilitates a quarterly convening of local public charter school EL coordinators in tandem with the DC Public Charter School Board. The topics tackle practice challenges related to EL programming and instruction and facilitate instructional best practice sharing with colleagues through presentations, guided questions, and mentoring.
- *IDEA Child Find Training*: OSSE provides LEAs with core training on the Individuals with Disabilities Education Act (IDEA) Child Find obligations related to the requirement to identify, locate, and evaluate students who may have a disability. Further, OSSE reviews practices through annual monitoring of child find data. In instances where LEAs appear to have a lower than anticipated percentage of students identified, OSSE will conduct a review of practices and provide technical assistance where a need is indicated.

5. Data and Consultation (*ESEA section 2101(d)(2)(K)*): Describe how the State will use data and ongoing consultation as described in ESEA section 2101(d)(3) to continually update and improve the activities supported under Title II, Part A.

OSSE regularly engages stakeholders, including our State Board of Education, City Council, and Title I Community of Practice, on educator workforce data, including the rates at which different student groups and students in different geographic wards, have access to effective, in-field, and experienced teachers. These engagements serve as rich sources of community engagement and help to inform the activities OSSE undertakes under Title II, Part A.

OSSE leverages its advisory council framework as a regular means of consultation with key stakeholder groups, including K-12 leaders in school buildings and classrooms across the District. OSSE's Teacher Advisory Council (TAC) serves as a brain trust and sounding board to OSSE leadership to ensure OSSE's policies are informed by a classroom perspective. They work alongside OSSE's top leadership, including the State Superintendent, chiefs of staff, and division leaders, to provide insight, feedback, and advice on issues that impact classrooms and schools across the city. Since its inception in March 2019, OSSE has hosted three cohorts of approximately 24 educators each, on a quarterly basis, around topics including school climate and

behavior supports, educator well being, supporting students with disabilities, learning acceleration, academic recovery, and OSSE's statewide literacy plan development.

OSSE's Principal Advisory Council (PAC) was formed in 2020, following the success of the inaugural TAC cohort, and is modeled in a similar fashion to the TAC structure, with PAC cohorts meeting on a quarterly basis to serve as a brain trust for the State Superintendent and OSSE top leadership. Topics of engagement have included recovery needs following the return to in-person learning, school climate, DC's statewide Accountability framework, and input on the state's ESEA waiver.

Most recently, OSSE leadership engaged both the TAC and PAC current 2022 cohorts around OSSE's new strategic plan, as it was under development. School leaders and classroom educators gave critical input and feedback on the priority areas OSSE has identified for its focus over the next three years. As a direct result of the PAC and TAC engagement, OSSE made shifts to its strategic plan and is now in the final stages of its completion.

Finally, OSSE utilizes a risk-based monitoring framework to review multiple data elements on an annual basis and determine level of risk and the related monitoring approach for each LEA each year. In addition, OSSE will review statewide and LEA-level data in alignment with DC's accountability system in order to identify areas of progress or continued challenge. OSSE believes the most effective way to support continuous improvement is to increase support for effective use of resources and provide technical assistance that increases the LEA's ability to effectively use funding to implement improvement strategies and make progress toward meeting the desired outcomes. OSSE will provide enhanced support through the following strategies: 1) the provision of robust technical assistance provided to all LEAs related to completing the consolidated application, 2) the provision of high-quality, optional professional development opportunities for all LEAs, including LEAs serving a significant percentage of schools identified for comprehensive or targeted support and improvement and 3) continued refinement of OSSE's risk-based monitoring activities to maintain a focus on compliance while ensuring an increased emphasis on outcomes.

6. Teacher Preparation (*ESEA section 2101(d)(2)(M)*): Describe the actions the State may take to improve preparation programs and strengthen support for teachers, principals, or other school leaders based on the needs of the State, as identified by the SEA.

The District of Columbia is home to a robust community of traditional educator preparation programs in local institutions of higher education as well as a number of educator preparation providers in alternative route organizations or institutions seeking to address educator shortages in high-need subject areas.

As of spring 2022, OSSE is in the final stages of rulemaking on state educator preparation provider and subject area program approval policies, which include updated educator preparation provider standards and approval processes aligned to national educator preparation provider accreditation standards and processes; a needs assessment requirement for educator preparation providers to examine whether their enrollment practices are attentive to District of Columbia educator workforce needs and student diversity; and a requirement that educator preparation providers that prepare candidates with primary responsibility of teaching literacy demonstrate evidence of competency in scientifically-based reading instruction.

In addition, OSSE intends to award \$1.5 million in competitive grants from Scholarships for Opportunity and Results (SOAR) Act funds for the public charter sector for teacher pipeline initiatives. These grants will support efforts that a) recruit high-quality candidates new to teaching for DC charter school teacher residency

or teacher roles, and b) train and/or certify these teachers. Grant awards will be made on a per-teacher basis to nonprofit organizations with a demonstrated history of success working with charter schools on similar projects.

In order to provide and support its educator preparation providers with actionable data for program improvement and for national educator preparation provider accreditation and subject area program recognition, OSSE collects and reports on educator preparation provider data regarding educator preparation provider candidates' and completers' demographics, content and pedagogy tests pass rates, OSSE credentialing data, and OSSE local educational agencies' faculty and staff data (employment outcomes).

OSSE also collects from all 70 District of Columbia local educational agencies to produce an educator workforce report that provides a landscape snapshot of District schools, students, and educators and examines the educator pipeline in the District, including supply, demand, retention, and mobility. These two reports provide stakeholders with data regarding educator preparation and aligns these data to the educator workforce in the District.

E. Title III, Part A, Subpart 1: English Language Acquisition and Language Enhancement

1. Entrance and Exit Procedures (*ESEA section 3113(b)(2)*): Describe how the SEA will establish and implement, with timely and meaningful consultation with LEAs representing the geographic diversity of the State, standardized, statewide entrance and exit procedures, including an assurance that all students who may be English learners are assessed for such status within 30 days of enrollment in a school in the State.

Overview: State Entry and Exit Procedures

The state has developed standardized entrance and exit procedures for ELs, which are explained in more detail below.

These procedures have been shared with Title III grantees, and grantees are monitored biennially to ensure compliance. However, through LEA technical assistance sessions and stakeholder feedback, we have identified the need to strengthen awareness of standardized procedures across all LEAs, and provide intense LEA training on the identification and exiting process.

Identification of English Learners

ESSA Sec. 3113(b)(2) requires that in order to receive federal Title III funds, OSSE must provide “an assurance that all students who may be English learners are assessed for such status within 30 days of enrollment in a school in the State.” Under ESSA Secs. 1112(e)(3)(A) and (B), LEAs receiving Title III funds must notify parents of EL students about the entrance and exit criteria, educational program, and parental rights in the first 30 days after the beginning of the school year. Where a student is identified as an EL after the beginning of the school year, parental notification is required ~~or in the first two weeks of EL placement after enrollment~~ or of the child being placed in a language instruction educational program. OSSE has developed processes and procedures to accurately and timely identify ELs. These procedures were put in place to ensure ELs equal access to education services in the District of Columbia, pursuant to Title IV of the Civil Rights Act of 1964.

These state-mandated procedures include:

(a) LEA administration of the OSSE Home-Language Survey

The Home Language Survey is an OSSE-developed parent questionnaire, designed to ensure potential EL students ages 3-21 are identified upon school enrollment by parents or guardians. Parents or guardians complete the Home Language Survey, and LEA staff use this tool to determine if students should participate in language screening or not based on parent responses to specific questions. The tool includes instructions for LEA staff on how to proceed once the survey has been completed, and how to determine if the student should be assessed for language proficiency. LEAs include the document within enrollment packets and work to ensure a 100 percent completion rate by all parents.

Based on stakeholder feedback, the OSSE Home Language Survey questionnaire was revised in 2020 to strengthen identification of potential ELs and ensure all students who need EL services are captured and assessed. This revision more accurately identifies students in need of EL services. The Home Language Survey is available in the following languages: English, Spanish, French, Chinese, Vietnamese, Korean, Russian, and Amharic.

(b) LEA administration of state-approved screeners

OSSE has adopted state-approved screeners that LEAs must administer to all potential ELs to accurately determine EL status and proficiency level in a timely fashion. Students who are in pre-K are administered the Preschool IDEA Oral Language Proficiency Test (Pre-IPT), kindergarten students participate in the WIDA Screener for Kindergarten or MODEL, and students in grades 1-12 are screened using the W-APT or WIDA Screener. If students score below proficiency level on either of the aforementioned screeners, students are moved into EL status, they receive services, and they eventually participate in the state-administered language proficiency assessment, ACCESS for ELLs. To improve timely and accurate administration of screeners, OSSE has built partnerships with LEAs and provides technical assistance to strengthen staff development, as necessary.

(c) State administration of the annual English language proficiency assessments

As a member state of the WIDA consortium, OSSE administers the ACCESS for ELLs assessment annually. This assessment provides individual student-level data on language growth and proficiency and ensures ongoing identification and EL status. All ELs must participate in the annual assessment. In DC, many students, including ELs, move between public and public charter schools often. The Early Access to English Learner Data Qlik application (EL Qlik app) data visualization tool houses historical student-level ACCESS for ELLs performance scores. LEAs use this database to determine EL status of students transferring within the system after enrollment. ACCESS for ELLs test-administrator training is on-going.

These processes and procedures were put into place and will continue under ESSA to ensure all ELs are identified and that differentiated program services are delivered as a result. To ensure all LEAs are well-equipped to accurately identify ELs, OSSE has developed and will continue to refine resources, and will provide technical assistance to LEAs to strengthen identification processes as necessary.

Strengthening Entrance Procedures

OSSE partnered with our regional technical assistance center, the State Title III Advisory Committee, and stakeholders to perform an analysis of the OSSE Home Language Survey to determine revisions.

OSSE offers intensive school-personnel and leadership trainings on the complete identification process to improve services for ELs, in addition to sharing and facilitating discussions around promising practices in differentiated support for ELs at varying levels once they have been identified. These trainings, and in some cases targeted technical assistance, also focus on mitigating any potential barriers that may impede on an LEA or school's ability to ensure these procedures are executed. Additionally, initial English language proficiency screening data from LEA school information systems is included in our data visualization application, which allows LEAs to monitor the timeliness of screening students who are eligible for it. Lastly, our trainings provide best practices to school personnel on how to effectively communicate with parents and guardians to ensure an understanding of the screening process along the way. OSSE provides to LEAs turn-key tools to strengthen schools' parent communication in this area.

Exit Criteria and Reclassification Procedures

DC uses a standardized single-criterion exit procedure for EL students. Students in 1-12 who reach an overall composite score of 4.5 (in the four domains of listening, speaking, reading, and writing) on the WIDA ACCESS for ELLs annual assessment are exited from services and are reclassified as former ELs. For students in Kindergarten, the overall composite score on ACCESS for ELLs is level 5. All ELs in grades K-12 participate in the assessment, and performance is longitudinally tracked within our SLED database and Qlik data visualization system.

ELs who are identified as pre-K students remain in EL status during their pre-K schooling. Students should only be administered a screener one time, unless the student is exceptional in oral language, but has not demonstrated proficiency in all four language domains. Students are assessed in spring during kindergarten or first grade by participating in all four domains of the ACCESS for ELLs summative assessment. A score of less than 5.0 on the WIDA Screener or WIDA MODEL (for KG), or a score of less than fluent on the Pre-IPT qualifies those students for EL services. ~~changed~~ While the criteria for exiting EL status has changed to a 4.5 for students in grades 1-12, the entry requirement remains the same to ensure that all students who may qualify as ELs and benefit from EL supports receive them until they show proficiency on the full ACCESS assessment.

After thorough research, consultation with experts, and discussions with WIDA, we have determined that our current English proficient performance standard is strong and will continue as the standard for English proficiency moving forward.

Removing EL Designation from Students Erroneously Identified

OSSE developed safeguards to address misidentification of ELs which are consistent with federal civil rights obligations.

Entrance and exit procedures, including all requirements under ESSA, ~~and criteria~~ are outlined in OSSE's EL policies and procedures document, [Delivering Services to English Learners: A Guidebook for Administrators, Instructional Leaders, and Teachers in the District of Columbia](#).

2. SEA Support for English Learner Progress (ESEA section 3113(b)(6)): Describe how the SEA will assist eligible entities in meeting:

- i. The State-designed long-term goals established under ESEA section 1111(c)(4)(A)(ii), including measurements of interim progress towards meeting such goals, based on the State's English language proficiency assessments under ESEA section 1111(b)(2)(G); and
- ii. The challenging State academic standards.

OSSE employs a variety of strategies to improve eligible entities' capacity to help English learners meet long-term goals and State academic standards. These include the following strategies:

- WIDA Consortium Standards and Professional Development Materials: DC is an active member of the multi-state ~~World-class Instructional Design and Assessment~~ (WIDA) consortium, and uses its English Language Development (ELD) standards and professional development material. DC will continue to host WIDA – facilitated professional development sessions ~~on-site~~ in order to promote teacher knowledge of the WIDA standards and their usage in (1) developing lessons that

foster growth in listening, speaking, reading, and writing; and (2) developing appropriate assessments that measure language growth and inform instructional decisions. Additionally, DC will continue its WIDA ELD Standards, 2020 Edition rollout initiative to promote awareness of the standards and improve competency in WIDA Standards usage by school leaders and teachers.

- *Delivering Education Services to English Learners*: OSSE has issued a comprehensive policies and procedures document that focuses on building effective EL program services, including required identification procedures, reclassification, and monitoring, as well as instructional best practices and resources for program evaluation. This document is updated annually to include new policies, procedures, and supports required by ESSA and the state.
- *Multilingual Learner Conference*: OSSE provides an annual event for educators to engage with national experts and local practitioners to share and highlight promising practices that have successfully strengthened student achievement for ELs in English as a second language and dual language programs.
- .

- *Dual Language Roadmap*: Dual language programming is one of the state’s instructional models for language assistance programs. This roadmap for the state serves as a springboard for professional development and training to dual language schools to define, plan, and implement DL program models, improve their community outreach, family engagement, and student outcomes in both language acquisition and academic content mastery.
- *Start of School Initiative*: OSSE’s Start of School campaign enjoins multiple agency divisions that strive to give LEAs a strong start in preparing for a new school year. EL-related resources and trainings are offered as part of the initiative to allow for meaningful exploration of the Early Access to EL Data Qlik visualization application, federal and state requirements, training for new EL coordinators, and office hours for individualized LEA consultations.
- *Needs-Based Assessment and Coaching*: OSSE has offered support to a cohort of LEAs in the form of a summer series focusing on formal EL program evaluation and is now executing a multi-year coaching program to Title III sub-grantee LEAs. This customized experience takes participants through a needs assessment of their EL programs, provides targeted coaching on strengthening administrative procedures and instruction, and creates conditions for participating LEAs to establish a continuous system of reflection and improvement based on Title III requirements.
- *Training and Technical Assistance*: OSSE conducts year-round professional development trainings and provides individualized, site based technical assistance in the areas of English as a second language and dual language instruction, policy, community/family engagement, and non-academic support, including trainings created through collaborative efforts with other OSSE teams. This work will continue with an eye toward ensuring alignment with ESSA requirements and best practices.

3. Monitoring and Technical Assistance (ESEA section 3113(b)(8)): Describe:

- i. How the SEA will monitor the progress of each eligible entity receiving a Title III, Part A subgrant in helping English learners achieve English proficiency; and

The steps the SEA will take to further assist eligible entities if the strategies funded under Title III, Part A are not effective, such as providing technical assistance and modifying such strategies.

OSSE will continue to conduct on-site monitoring of LEAs receiving federal Title III, Part A grants using OSSE's risk-based monitoring approach. The monitoring reviews include a program and fiscal review of LEAs receiving supplemental federal funding for English Learners.

From 2018 to 2021, OSSE's risk matrix included multiple fiscal and programmatic measures that include school classifications under ESEA and other data already available to the SEA. The framework considered accountability designations and additional available data from LEA report cards. OSSE applied the following levels of oversight based upon the outcome of the application of the matrix: For LEAs that received a designation of high risk, OSSE conducted on-site monitoring. OSSE notified LEAs of on-site visits 30 days in advance. For LEAs that receive a designation of medium risk, additional data was reviewed and desktop monitoring may have occurred based upon this review. OSSE notified LEAs of desktop monitoring 30 days in advance. LEAs designated as low risk were not monitored for the federal fiscal year in which this designation was received. In addition, OSSE reviewed statewide and LEA-level data in alignment with DC's accountability system.

Beginning in 2022, OSSE will continue to monitor LEAs for grant compliance and progress in helping English learners with a risk-based system that makes determinations in level of monitoring based on LEA performance. LEAs selected for monitoring based on their risk level will be monitored for implementation of effective language education instruction plans; required screening and evaluation processes; and outreach programs for families of English learners, as well as indicators of proper fiscal management, data collection, and reporting.

OSSE hosts ongoing gatherings for LEAs and delivers technical assistance to role-specific points of contact from schools and LEAs. These meetings enable formation of practitioner communities to support upcoming implementation of key projects, troubleshoot common problems, and gather feedback from key users to inform policy and advance training tools and resources.

OSSE also presents an annual introductory training series for new LEAs in their first year of operation. OSSE staff from each division meet with new LEAs to provide an introduction to the requirements of operating a LEA in DC, including EL programming. Support focuses on helping new LEAs navigate OSSE's data systems, understand key grant management processes, review regulatory and policy requirements, and take advantage of high-quality professional development. In addition to scheduled training, the presenters become key points of contact for new LEAs when they need support prior to and during their first year of operation.

In addition, OSSE ensures that LEAs are made aware of both regulatory requirements and evidence-based practices through regulatory and policy issuance, non-regulatory guidance, and practitioner toolkits that support implementation.

F. Title IV, Part A: Student Support and Academic Enrichment Grants

1. Use of Funds (*ESEA section 4103(c)(2)(A)*): Describe how the SEA will use funds received under Title IV, Part A, Subpart 1 for State-level activities.

Advanced Placement (AP) courses prepare students for college-level work, and successful AP exams can help students enter college with college credit. According to the College Board, low-income students make up 48.1 percent of the national population, but only 27.5 percent of AP test takers. However, DC has the best representation of low-income and minority students taking AP and International Baccalaureate (IB) courses. In fact, OSSE data shows that between the 2013-14 and 2015-16 school years, DC had a 20 percent increase in exams taken by students eligible for Free and Reduced-Price Meals (FARM). For several years, OSSE covered low-income students' AP and IB test fees using the federal Advanced Placement grant program, supporting LEAs to administer more than 5,000 AP exams annually. OSSE plans to use funding from its ESSA Title IV, Part A state set-aside to continue helping cover test fees for low-income students, and in November 2016 OSSE issued public guidance to LEAs on how they may use their LEA formula funding from Title IV, Part A grants to help cover AP and IB test fees in the absence of the previous federal program.

Depending on the resources available under Title IV, Part A for state-level activities, OSSE will additionally use funds to support other activities that contribute to goals and priorities in this State Education Plan, including support for access and opportunities for students, helping students grow toward college and career readiness, and state-level activities that provide students and families with a healthy, welcoming and supportive education.

2. Awarding Subgrants (*ESEA section 4103(c)(2)(B)*): Describe how the SEA will ensure that awards made to LEAs under Title IV, Part A, Subpart 1 are in amounts that are consistent with ESEA section 4105(a)(2).

ESEA Title IV-A Allocation Formula Methodology for Sub-grantees

The SEA awards subgrants to LEAs by formula in the same proportion that the LEAs' prior year's Title I, Part A allocations bears to the total amount received by all LEAs.

No LEA may receive a Title IV, Part A sub-grant of less than \$10,000 (ESEA Sec. 4105(a)(2)).

If OSSE's overall allocation of Title IV-A funds available for sub-granting to eligible LEAs would be enough to provide each eligible LEA a minimum allotment of \$10,000 (OSSE will make this initial determination by dividing the number of eligible LEAs into the total amount of OSSE's allocation), then:

- a) OSSE will determine initial formula allocations for each eligible LEA using their share of Title I, Part A funds for the previous fiscal year.
- b) For LEAs whose initial allocation is below \$10,000, OSSE will adjust their allocations upward to the minimum \$10,000.

c) OSSE will ratably reduce allocations for all other LEAs with an initial allocation above \$10,000.

d) If any of the ratable reductions in Step 3 bring another LEA's allocation below \$10,000, OSSE will repeat steps (b) and (c) as necessary until all LEAs receive an allocation of at least \$10,000.

If OSSE's overall allocation of Title IV-A funds available for sub-granting to LEAs is too low to provide each of the LEAs with the minimum \$10,000 allocation (even if dividing evenly), OSSE will follow ESEA Sec. 4105(b) and ratably reduce funds for all LEAs.

No matter their Title IV-A allocation, LEAs may choose to join a consortium in order to pool their resources and achieve economies of scale. All funds allocated to LEAs that decide not to apply for funding, or do not complete an approvable allocation, will be reallocated to other qualifying LEAs.

¹ Pursuant to a clarification received from the U.S. Department of Education provided to SEAs on June 30, 2017 updating the methodology for distributing Title IV-A funding to LEAs by formula, OSSE has updated allocation methodology accordingly

G. Title IV, Part B: 21st Century Community Learning Centers

1. Use of Funds (*ESEA section 4203(a)(2)*): Describe how the SEA will use funds received under the 21st Century Community Learning Centers program, including funds reserved for State-level activities.

Currently OSSE supports 23 subgrantees through the 21st Century Community Learning Centers program, which collectively provide services at more than 50 sites. Out-of-school time activities supported by this funding include individual and group enrichment activities designed to support youth in obtaining their post-secondary goals. Specific examples include service learning, career exploration, job training and mentorship to promote leadership, and civic engagement skill development. Successful applicants also implement evidence-based programs and strategic partnerships that provide academic and cultural enrichment activities, mental health counseling, and parent support services for high-risk children and families, particularly targeting those at greatest risk of academic and social failure. Other critical services target math and reading instruction, character education, drug and violence prevention, mentoring, teen pregnancy prevention, and parental engagement.

Funding reserved for state level activities will be used to provide technical assistance to sub-grantees to develop, implement and maintain effective extended learning programs; to monitor and evaluate programs; and to implement a rigorous peer review process during the competitive funding cycle.

Technical assistance offerings from OSSE include applicant workshops, post-award training and other training to address identify areas of need including trauma-based care, data driven strategies, integration of STEM initiatives, effective grants management, student retention and parent engagement.

OSSE uses a risk-based system for monitoring and providing targeted technical assistance. In addition to onsite risk- based monitoring, OSSE staff conduct a minimum of fifteen site observations annually. Each sub-grantee is required to submit a quarterly progress report that allows OSSE to provide technical assistance in areas of need. Finally, subgrantees must complete an annual continuation plan and budget and submit copies of required program evaluations to OSSE for review.

2. Awarding Subgrants (*ESEA section 4203(a)(4)*): Describe the procedures and criteria the SEA will use for reviewing applications and awarding 21st Century Community Learning Centers funds to eligible entities on a competitive basis, which shall include procedures and criteria that take into consideration the likelihood that a proposed community learning center will help participating students meet the challenging State academic standards and any local academic standards.

OSSE will sub-grant the 21st Century Community Learning Center funding through a competitive grant application process in accordance with ESEA requirements. In accordance with requirements, funding priority will be given to applicants that propose to serve students who attend schools that are implementing comprehensive support and improvement activities or targeted support and improvement activities or other schools determined by the LEA to be in need of intervention and support to improve student academic achievement and other outcomes; and to enroll students who may be at risk for academic failure, dropping out of school, involvement in criminal or delinquent activities, or who lack strong positive role models; and the families of these students (ESEA Sec 4204(i)(1)).

OSSE considers additional priority areas based on ongoing review of the District's data and the implementation of needs assessments with key stakeholders. Selected priorities are aligned with the District's goal of becoming the most rapidly improving state and city in the nation when student achievement outcomes are considered. 21st Century Community Learning Center competitive priority points are given to select program applicants that are most likely to help high-need students meet challenging academic standards by providing targeted services that are likely to increase equitable outcomes for students with the greatest needs.

In OSSE's most recent competition, OSSE provided additional competitive points for applications which:

- exclusively serve schools that have been identified as Priority or Focus schools;
- address students that have not demonstrated reading or math proficiency on the state assessment or an alternate assessment used by private schools;
- implement STEM programs to inspire and encourage students, by engaging them in hands-on, experiential, inquiry-based and learner-centered activities, including engineering design processes;
- provide services aligned to the needs of students with Individualized Education Programs (IEPs);
- provide programming to students for 120 hours or more during the summer; and
- serve students in high schools or preschoolers attending schools with early learning programs.

Applications for the 21st Century Community Learning Centers grant competition will be submitted electronically to OSSE via its online Enterprise Grants Management System (EGMS). To increase the likelihood that programs will impact academic outcomes, applicants must detail how they have demonstrated success in providing services that will complement and enhance the academic performance, achievement, and positive youth development of the students.

A call for reviewers is published and external reviewers are selected on the basis of their professional expertise as grant reviewers. OSSE specifically selects reviewers with experience in elementary and secondary education and/or experience with 21st Century Community Learning Centers programs.

H. Title V, Part B, Subpart 2: Rural and Low-Income School Program

1. Outcomes and Objectives (*ESEA section 5223(b)(1)*): Provide information on program objectives and outcomes for activities under Title V, Part B, Subpart 2, including how the SEA will use funds to help all students meet the challenging State academic standards.

This is not applicable to DC because we do not receive funding for the Rural and Low-Income School Program.

2. Technical Assistance (*ESEA section 5223(b)(3)*): Describe how the SEA will provide technical assistance to eligible LEAs to help such agencies implement the activities described in ESEA section 5222.

This is not applicable to DC because we do not receive funding for the Rural and Low-Income School Program

I. Education for Homeless Children and Youth program, McKinney-Vento Homeless Assistance Act, Title VII, Subtitle B

1. Student Identification (722(g)(1)(B) of the McKinney-Vento Act): Describe the procedures the SEA will use to identify homeless children and youth in the State and to assess their needs.

OSSE partners with a variety of agencies serving families experiencing homelessness in order to facilitate the timely provision of educational support. To implement a data- and results-driven program, OSSE has established partnership agreements with the Child and Family Services Agency via its contractor The Community Partnership for the Prevention of Homelessness (TCP), the DC Department of Human Services (DHS), and LEAs. TCP coordinates the District of Columbia's integrated system of care, including prevention services, street outreach efforts, emergency shelter, transitional housing, and permanent supportive housing for individuals and families experiencing homelessness. TCP sends to OSSE a monthly data feed, based on families opting-in to data collection, with information on school-aged residents who have interacted with TCP services during the previous month. OSSE uses these data to identify which individuals are experiencing homelessness and, when possible, also identify nighttime residency status and unaccompanied youth status.

Each partner providing data on students experiencing homelessness is required to comply with the Family Educational Rights and Privacy Act (FERPA), a federal law that protects children's education records, including information regarding unstable housing. Once the data are integrated in OSSE's data systems, secure access is limited to those who require it for legitimate educational purposes and who have completed privacy training. Users must use credentials issued and managed by OSSE in order to ensure that the information is only shared with individuals expressly authorized to receive the information.

OSSE's secure sharing of information on students experiencing homelessness received through the TCP monthly data feed allows schools to identify and provide supports to students identified as homeless in a more timely manner. In accordance with guidance from OSSE's Homeless Education Office, each homeless liaison is expected to reach out to families who have been identified as experiencing homelessness by the TCP feed to notify them of additional educational supports, such as transportation assistance and school uniforms. OSSE is one of the only states to receive information on which students are homeless from a source outside of schools, which is significant as this coordination and data sharing can have a dramatic, positive impact on the educational experience of homeless students.

After meeting with each homeless student and/or parent to assess their areas of need and determine the educational supports required, the LEA or school-based homeless liaison electronically enters important information for each student, such as their nighttime residency status and areas of need as identified or requested by the parent or student. These data sources are used to populate a new McKinney-Vento Act online data system to create transparent, accessible and comparable data for homeless students in the District of Columbia while meeting federal reporting requirements. OSSE uses the online data system to view DC-wide aggregate or disaggregated homeless student data, determine measurable outcomes to evaluate program effectiveness, and align program activities to needs identified through data analysis. OSSE will continue to use this critical information to generally improve comprehensive educational services and supports for children and youths experiencing homelessness in DC.

2. Dispute Resolution (722(g)(1)(C) of the McKinney-Vento Act): Describe procedures for the prompt resolution of disputes regarding the educational placement of homeless children and youth.

OSSE continues to provide guidance to LEAs that under the McKinney-Vento Act, LEAs are required to permit the identified homeless student to remain enrolled in the LEA and receive educational supports throughout the duration of the dispute resolution process if a dispute or appeal is requested on a local, state, or federal level. Additionally, OSSE conducts outreach to parents, unaccompanied youth, and community partners to ensure that parents are aware of their rights and can immediately receive assistance from OSSE to appeal or dispute the decisions of LEAs and ensure that these guidelines are upheld. OSSE works closely with LEAs to ensure that disputes regarding the educational placement of homeless children and youths are promptly resolved through OSSE's dispute resolution process. Moreover, OSSE monitors LEAs in an effort to systematically examine all aspects of procedures regarding the educational placement and retention of students identified as experiencing homelessness. The monitoring process includes a review of whether or not the LEA provides a parent/guardian of a homeless child or an unaccompanied youth with a written explanation of the school's decision to deny enrollment or services, as applicable, and their right to appeal the decision. If LEAs do not have their own appeal and dispute resolution forms and guidelines, they are encouraged to use OSSE's materials, available on OSSE's website (<http://osse.dc.gov/service/education-homeless-children-and-youth-program>). OSSE's monitoring process ensures compliance with grant requirements, measures programmatic results, and assists OSSE in determining which programs need technical assistance.

3. Support for School Personnel (722(g)(1)(D) of the McKinney-Vento Act): Describe programs for school personnel (including the LEA liaisons for homeless children and youth, principals and other school leaders, attendance officers, teachers, enrollment personnel, and specialized instructional support personnel) to heighten the awareness of such school personnel of the specific needs of homeless children and youth, including runaway and homeless children and youth.

OSSE offers professional development trainings and webinars for LEA and school-based homeless liaisons, enrollment personnel, new school leaders, specialized education personnel, early childhood professionals, emergency and transitional shelter staff, and other personnel who may work with children and youths who are experiencing homelessness to disseminate information about best practices. Individualized training is provided to DC government and community-based agencies that serve homeless residents in order to increase awareness of the issues faced by families experiencing homelessness, available resources, and the rights of every homeless child and youth to receive free, appropriate, public educational opportunities.

OSSE will continue to offer annual trainings for LEA and school-based homeless liaisons focusing on the responsibilities of homeless liaisons, homeless student data reporting tools, resources available to support students and families experiencing homelessness, and current trends that impact the homeless students that we serve. OSSE will continue to partner with the DC government's community-based organizations that provide housing and other services for homeless and runaway youth to provide quality trainings focusing on trafficked, LGBTQ, and runaway children and youth experiencing homelessness. Recent stakeholder

feedback helped OSSE identify additional important training topics that also will be offered for school personnel each upcoming school year, including developing sensitivity, removing stigmas and barriers, implementing appropriate residency verification techniques, and identifying additional funding resources.

In addition to these offerings, OSSE encourages LEA and school-based staff to participate in online training opportunities offered through the National Center for Homeless Education (NCHE) and the National Association for the Education of Homeless Children and Youth (NAEHCY).

4. Access to Services (722(g)(1)(F) of the McKinney-Vento Act): Describe procedures that ensure that:

- i. Homeless children have access to public preschool programs, administered by the SEA or LEA, as provided to other children in the State;
- ii. Homeless youth and youth separated from public schools are identified and accorded equal access to appropriate secondary education and support services, including by identifying and removing barriers that prevent youth described in this clause from receiving appropriate credit for full or partial coursework satisfactorily completed while attending a prior school, in accordance with State, local, and school policies; and
- iii. Homeless children and youth who meet the relevant eligibility criteria do not face barriers to accessing academic and extracurricular activities, including magnet school, summer school, career and technical education, advanced placement, online learning, and charter school programs, if such programs are available at the State and local levels.

Public Preschool Programs

As a result of the Pre-K Enhancement and Expansion Act of 2008, 77 percent of all eligible students in the District of Columbia are now enrolled in publicly funded preschool. To ensure that universal access is being used by students experiencing homelessness, OSSE works collaboratively with other DC agencies serving homeless families to support student enrollment in preschool programs. For example, through our role on the Interagency Council on Homelessness, OSSE works with its partners to implement a system of standardized access and assessment to ensure that appropriate educational services and supports are implemented in a timely manner, and to ensure that there are no barriers to enrollment.

A second strategy is centered on the implementation of OSSE's online data system. This system allows OSSE to analyze regularly updated data from TCP. TCP data also allows OSSE to identify children who are preschool-aged and eligible for, but not currently enrolled in, early childhood programs, including subsidy-supported child care. This information is used to inform outreach and to measure the extent to which preschool-aged homeless students are accessing early learning.

Lastly, to address possible enrollment barriers, OSSE has made changes in child care licensing regulations that allow a 60-day grace period for children experiencing homelessness to provide the required immunization, health, and eligibility documentation required for child care and preschool enrollment in community-based early childhood educational settings.

As a part of OSSE's monitoring of LEAs, OSSE gathers information on how LEAs serve homeless families, children, and youth to ensure they receive educational services for which they are eligible,

including Head Start and other public preschool programs. Such services and referrals include assistance to obtain health care services, dental services, mental health services, and other appropriate services as needed on a case-by-case basis. OSSE also provides guidance and disseminates a list of statewide and local resources to assist LEAs with the referral process.

OSSE will coordinate professional development and outreach with the DC Department of Human Services and community-based organizations that provide services and supports for homeless families in the District of Columbia, to develop a comprehensive engagement and outreach strategy to DC families who are experiencing homelessness and in need of early childhood opportunities. Additionally, joint outreach materials will be developed for homeless liaisons, DC Child Care Connections, and eligibility staff at the Department of Human Services as well as Level II licensed child development providers to ensure that homeless families are connected to available services and supports.

Academic and Extracurricular Activities

OSSE provides awareness-building opportunities for LEAs, community-based organizations, partner agencies, and the public to heighten awareness of DC's McKinney-Vento Act eligibility criteria and available supports for students and families experiencing homelessness. Awareness-building opportunities include trainings, workshops, events, social media, and printed materials such as literature and posters. OSSE has created written guidance and a homeless awareness campaign to address stigmas around homelessness and raise awareness of educational supports available within LEAs in the District of Columbia. OSSE has also created a training module which provides detailed guidance regarding the requirements of the District's dispute resolution process, as mandated by the McKinney-Vento Act. Dispute resolution templates and guidance are made readily available to LEAs on the OSSE website. In addition, parent training and awareness-building is conducted across the District of Columbia and in key locations to increase parent awareness and self-advocacy skills. OSSE also will continue to provide technical assistance to LEAs to ensure that there is heightened awareness regarding the diverse needs of children, youth, and families who are experiencing homelessness.

This technical assistance is bolstered by interdivisional teams in OSSE who work collaboratively to ensure that all homeless youth are identified and accorded equal access to appropriate support services offered at the state level. These interdivisional efforts run concurrently with ongoing training and technical assistance for school based staff to ensure that homeless children and youths who meet the relevant eligibility criteria do not face barriers to accessing any academic or extracurricular activities, such as participation in magnet schools, summer school, career and technical education, advanced placement, on-line learning, and charter school programs, when such programs are available at the State and local levels and when eligibility criteria have been met. OSSE also is in the process of issuing expanded state-level guidance to ensure that homeless youth in school are identified and accorded equal access to appropriate secondary education and support services. In particular, this guidance will describe how homeless liaisons are required to work collaboratively with their registrars, or other pertinent school-based staff, to ensure that newly or currently enrolled students identified as experiencing homelessness receive appropriate credit for full or partial coursework completed while attending previous schools, when necessary. OSSE will work with

homeless liaisons to provide additional support as needed to identify and remove any other barriers that might prevent youth from receiving this credit for prior full or partial coursework.

OSSE's Homeless Education Program team and colleagues from the Division of Postsecondary and Career Education collaborated to help homeless youth prepare for successful transition to college by providing assistance with financial aid, college tours, and other college preparation activities. Students experiencing homelessness toured colleges in Maryland and Pennsylvania. In addition, the cross-division group orchestrated the creation of college starter kits that included items such as luggage, health and beauty aids, school supplies, and other essential items for matriculating college students.

Finally, the monitoring of LEAs also affords OSSE the opportunity to gather information to determine the kinds of comparable services offered to homeless children and youths within LEAs to ensure that homeless students are afforded the same level of services as their non-homeless peers. During the monitoring process, OSSE staff reviews services and policies to ensure that there are no barriers that the SEA or LEA staff may be unaware that prevent children and youths from receiving the free, appropriate public education to which they are entitled. Services reviewed include

- Transportation assistance;
- Educational services for which the child or youth meets the eligibility criteria, such as services provided under IDEA and ESEA Title I and Title III;
- Waiver or assistance with fines, fees or fee waivers for extracurricular activities;
- Programs in career and technical education;
- Programs for gifted and talented students; and
- School nutrition programs.

Nutrition Programs

Families with children experiencing homelessness and unaccompanied homeless youth often experience food insecurity. To help ensure that our most vulnerable children and youths have access to regular meals, OSSE has a policy whereby students experiencing homelessness will be certified directly and can automatically receive free meals through the National School Lunch and School Breakfast Programs, without having to submit an income eligibility application that permanently housed students are required to submit. LEAs automatically receive notification of the direct certification status of homeless students through OSSE's SLED Direct Certification module, which identifies homeless students who are not otherwise receiving Temporary Assistance for Needy Families (TANF), or Supplemental Nutrition Assistance (SNAP) benefits, or are foster students.

Supports for Re-Engagement

OSSE established the DC Re-Engagement Center (<http://osse.dc.gov/service/dc-reengagement-center>) to address a crisis of thousands of youths in the District of Columbia who are not enrolled in school or other educational programs, and who do not have a high school diploma or credential. The creation of the DC Re-Engagement Center was made possible with the support of the Office of the Deputy Mayor

for Education, the DC Department of Employment Services, Raise DC's Disconnected Youth Change Network, LEAs, community-based organizations, and other key partner agencies. In alignment with nationwide best practices, the DC Re-Engagement Center's core activities include:

- Conducting targeted outreach to a defined list of dropouts, as well as engaging walk-ins and referrals;
- Assessing academic status and non-academic needs of youth and using this information to help them develop individualized education plans;
- Identifying good-fit educational options;
- Supporting the re-enrollment process (e.g., collecting required documents, accompanying youth on site visits, connecting to resources that will address reconnection barriers); and
- Providing ongoing support for at least one year once re-enrolled.

Disconnected students who are also experiencing homelessness receive additional supports, such as transportation assistance, emergency clothing, food, and emergency youth shelter referrals. If enrolled in an LEA, DC Re-Engagement Center staff work closely with the homeless liaison to ensure that homeless students receive necessary supports for McKinney-Vento Act-eligible students and assistance with credit for full or partial coursework completed while attending previous LEAs. If disconnected students are referred to community-based organizations for more appropriate educational opportunities, DC Re-Engagement Center staff work closely with the community-based staff to ensure that referred students receive the same quality supports necessary for their educational success.

5. Strategies to Address Other Problems (722(g)(1)(H) of the McKinney-Vento Act): Provide strategies to address other problems with respect to the education of homeless children and youth, including problems resulting from enrollment delays that are caused by—

- (i) requirements of immunization and other required health records;
- (ii) residency requirements;
- (iii) lack of birth certificates, school records, or other documentation;
- (iv) guardianship issues; or
- (v) uniform or dress code requirements.

OSSE provides training to LEA-based homeless liaisons and registrars to create awareness and eliminate enrollment practices that may create barriers for homeless students. Recommended strategies include timely identification, waiving deadlines and fees when possible, and regular review and revision of policies to remove barriers to support enrollment and increase retention of homeless children and youth in schools. Training efforts emphasize the shared obligation to ensure immediate enrollment when students are unaccompanied and/or unable to present health, residency or education records, do not have a school uniforms at schools that require them, are unable to pay required fees, or need transportation support. To increase parent and student awareness of the educational rights of homeless students, OSSE provides LEAs with posters designed by DC students experiencing homelessness. The posters identify a point of contact (the homeless liaison) and/or available resources that support students and parents who may be experiencing homelessness.

OSSE also addresses problems affecting homeless student education through both risk-based monitoring and case-by-case correspondence. OSSE immediately addresses problematic LEA practices that hurt homeless students, including enrollment delays due to residency or enrollment requirements, and

practices such as uniform policies that exclude homeless students from daily attendance. To address these problems, OSSE corresponds with LEAs regarding specific cases, or includes findings as a result of a monitoring visit. Additionally, OSSE's Homeless Education Program staff advocate on behalf of identified students and families to overcome any enrollment barriers. In response to LEA policy issues and inquiries from community partners, parents, and LEAs, OSSE conducts quarterly reviews to determine whether LEA policies need to be addressed in upcoming trainings for homeless liaisons and other school-based staff.

6. Policies to Remove Barriers (722(g)(1)(I) of the McKinney-Vento Act): Demonstrate that the SEA and LEAs in the State have developed, and shall review and revise, policies to remove barriers to the identification of homeless children and youth, and the enrollment and retention of homeless children and youth in schools in the State, including barriers to enrollment and retention due to outstanding fees or fines, or absences.

Effective fiscal year 2017 (FY17), OSSE will use newly integrated data processes to compare housing data against enrollment data in order to assess enrollment delays, truancy, and LEA withdrawal and transfer patterns amongst students identified as homeless in the District of Columbia. OSSE will utilize this data to direct targeted support and trainings for LEAs and community partners. OSSE's trainings are designed to increase awareness of the educational rights of students and families experiencing homelessness and ensure that students receive appropriate supports, which include immediate enrollment and the removal of barriers to enrollment and retention such as outstanding fees, fines or absences.

For the 2017-18 school year, OSSE updated an Attendance and Truancy Resources guide, for parents and guardians whose children are having attendance challenges, to include a more expansive list of community resources for students and families experiencing homelessness. This guidance, located on the [OSSE website](#) also clearly articulates the rights of homeless students under MKV.

OSSE will also continue to work collaboratively with organizations and agencies such as the DC Interagency Council on Homelessness, DC Alliance of Youth Advocates, and the National Law Center on Homelessness & Poverty to ensure that practices and policies in the District of Columbia support the educational success of children and youths experiencing homelessness. OSSE also will continue partnerships with family and youth emergency shelters and transitional housing programs.

7. Assistance from Counselors (722(g)(1)(K)): A description of how youths described in section 725(2) will receive assistance from counselors to advise such youths, and prepare and improve the readiness of such youths for college.

OSSE's Homeless Education Program team and colleagues from the Division of Postsecondary and Career Education collaborate closely to help homeless youth prepare for a successful transition to college by providing assistance with financial aid, college tours, and other college preparation activities. For example, OSSE facilitated a group of students experiencing homelessness in visiting colleges in Maryland, Delaware and Pennsylvania. In addition, the cross-division group orchestrated the creation of college starter kits that included items such as a new laptop and software, luggage, health and beauty aids, school supplies, and other essential items for matriculating college students. These teams will continue to collaborate to ensure that

counselors working with homeless youth in DC’s LEAs continue to remain abreast of all additional resources made available to youth experiencing homelessness, and that this population is fully supported in preparing for college.

The Homeless Education Program provides trainings for homeless liaisons to assist them in preparing youth experiencing homelessness for postsecondary opportunities. Homeless liaisons assist unaccompanied youth with obtaining an Unaccompanied Homeless Youth Verification for the Purposes of Federal Financial Aid form to accompany their Free Application for Federal Student Aid (FAFSA) and DC Tuition Assistance Grant (DCTAG) submissions. Additionally, homeless liaisons refer youth to their respective student advisors and counselors for college and career readiness supports. OSSE also offers the following regular programs and initiatives that support advisors’ and counselors’ efforts to encourage college and career readiness among their middle and high school students:

- Postsecondary Access and Readiness Series
- Counselor Professional Development
- DC College Application and Exploration Month
- DC College Signing Day
- FAFSA Completion Initiative
- FAFSA Portal - access to the portal is determined by user role (Local Education Agency, District of Columbia College Access Program (DC-CAP), community-based organization)
- Smart College Choices Initiative
- What’s Next Campaign

Appendix A: Measurements of interim progress

Instructions: Each SEA must include the measurements of interim progress toward meeting the long-term goals for academic achievement, graduation rates, and English language proficiency, set forth in the State's response to Title I, Part A question 4.iii, for all students and separately for each subgroup of students, including those listed in response to question 4.i.a. of this document. For academic achievement and graduation rates, the State's measurements of interim progress must take into account the improvement necessary on such measures to make significant progress in closing statewide proficiency and graduation rate gaps.

A. Academic Achievement

B. Graduation Rates

C. Progress in Achieving English Language Proficiency

A. Academic Achievement

In DC, like the rest of the nation, we currently have deep and persistent gaps between specific groups of students. We believe that every child is capable of learning and achieving at high levels, and yet our current results as an education system do not yet reflect this core belief and truth. Our state-level goals chart out an ambitious, yet feasible path toward ensuring every child in every corner of the city is successful. We will work persistently and urgently toward cutting gaps in half over 10 years by setting an ambitious growth trajectory, particularly for the students who are furthest behind. At the same time, our interim progress goals recognize where our schools are currently performing while also pushing for substantial improvement year over year. In particular, our measures of interim progress specifically take into account faster rates of growth for groups of students that currently have lower outcomes to take into account the improvement needed to make significant progress in closing statewide gaps in proficiency outcomes. Under No Child Left Behind, we saw how goals could lose their meaning if they were perceived as unrealistic and unattainable. Setting ambitious, yet achievable goals will help ensure buy-in by schools and educators as they engage in the hard, day-to-day work of improving outcomes for all students. Above all, we will maintain a relentless belief that each individual student can achieve at high levels and work toward a system that supports each and every student in doing so.

In the 2021-22 Accountability Addendum, OSSE selected to make revisions to the long-term goals impacted by waivers on assessments and accountability as a result of instructional impacts due to COVID in the 2019-20 and 2020-21 school years. Those revised goals are displayed below. Additionally, with the inclusion of 5-year ACGR into the accountability system, OSSE has provided long term goals for that metric as well which will be used in the accountability system metric calculations.

**Statewide Assessments Grades 3 – 8, Percentage of students scoring at “Meet or Exceed expectations for the grade level or course”,
English Language Arts**

	All Students	Economically disadvantaged Students (At-Risk)	Students with Disabilities	English Learners	Black or African-American	Hispanic, of any race	White	Asian	American Indian, Alaskan Native	Native Hawaiian, other Pacific Islander	Two or more races
Yearly Percentage increase	2.5%	3.0%	3.4%	3.1%	2.9%	2.7%	0.3%	1.2%	2.6%	2.4%	0.9%
2014-15	24.8%	14.1%	4.2%	11.7%	16.6%	21.3%	79.0%	55.6%	23.5%	28.1%	62.6%
2015-16	27.3%	17.1%	7.6%	14.8%	19.5%	24.0%	79.3%	56.8%	26.1%	30.5%	63.5%
2016-17	29.8%	20.0%	10.9%	17.8%	22.3%	26.6%	79.5%	58.1%	28.6%	32.8%	64.5%
2017-18	32.3%	23.0%	14.3%	20.9%	25.2%	29.3%	79.8%	59.3%	31.2%	35.2%	65.4%
2018-19	34.8%	25.9%	17.7%	23.9%	28.0%	31.9%	80.0%	60.5%	33.8%	37.6%	66.3%
2019-20											
2020-21											
2021-22	37.3%	28.9%	21.0%	27.0%	30.9%	34.6%	80.3%	61.7%	36.3%	40.0%	67.3%
2022-23	39.9%	31.8%	24.4%	30.0%	33.7%	37.2%	80.5%	63.0%	38.9%	42.3%	68.2%
2023-24	42.4%	34.8%	27.8%	33.1%	36.6%	39.9%	80.8%	64.2%	41.4%	44.7%	69.1%
2024-25	44.9%	37.7%	31.1%	36.1%	39.4%	42.5%	81.0%	65.4%	44.0%	47.1%	70.1%
2025-26	47.4%	40.7%	34.5%	39.2%	42.3%	45.2%	81.3%	66.6%	46.6%	49.4%	71.0%
2026-27	49.9%	43.6%	37.9%	42.2%	45.1%	47.8%	81.5%	67.9%	49.1%	51.8%	71.9%
2027-28	52.4%	46.6%	41.2%	45.3%	48.0%	50.5%	81.7%	69.1%	51.7%	54.2%	72.9%
2028-29	54.9%	49.6%	44.6%	48.4%	50.8%	53.2%	82.0%	70.3%	54.3%	56.6%	73.8%
2029-30	57.4%	52.5%	48.0%	51.4%	53.7%	55.8%	82.2%	71.5%	56.8%	58.9%	74.7%
2030-31	59.9%	55.5%	51.3%	54.5%	56.5%	58.5%	82.5%	72.8%	59.4%	61.3%	75.7%
2031-32	62.4%	58.4%	54.7%	57.5%	59.4%	61.1%	82.7%	74.0%	61.9%	63.7%	76.6%
2032-33	64.9%	61.4%	58.1%	60.6%	62.2%	63.8%	83.0%	75.2%	64.5%	66.0%	77.5%
2033-34	67.4%	64.3%	61.4%	63.6%	65.1%	66.4%	83.2%	76.4%	67.1%	68.4%	78.5%
3034-35	70.0%	67.3%	64.8%	66.7%	67.9%	69.1%	83.5%	77.7%	69.6%	70.8%	79.4%
2035-36	72.5%	70.2%	68.2%	69.7%	70.8%	71.7%	83.7%	78.9%	72.2%	73.1%	80.3%
2036-37	75.0%	73.2%	71.5%	72.8%	73.6%	74.4%	84.0%	80.1%	74.8%	75.5%	81.3%
2037-38	77.5%	76.1%	74.9%	75.8%	76.5%	77.0%	84.2%	81.3%	77.3%	77.9%	82.2%
2038-39	80.0%	79.1%	78.3%	78.9%	79.3%	79.7%	84.5%	82.6%	79.9%	80.3%	83.1%
2039-40	82.5%	82.0%	81.6%	81.9%	82.1%	82.3%	84.7%	83.8%	82.4%	82.6%	84.1%
2040-41	85.0%	85.0%	85.0%	85.0%	85.0%	85.0%	85.0%	85.0%	85.0%	85.0%	85.0%

Statewide Assessments Grades 3 – 8, Percentage of students scoring at “Meet or Exceed expectations for the grade level or course”, Math

	All Students	Economically disadvantaged Students (At-Risk)	Students with Disabilities	English Learners	Black or African-American	Hispanic, of any race	White	Asian	American Indian, Alaskan Native	Native Hawaiian, other Pacific Islander	Two or more races
Yearly Percentage increase	2.6%	2.9%	3.4%	2.9%	2.9%	2.7%	0.7%	1.1%	2.6%	2.4%	1.2%
2014-15	21.7%	14.3%	3.8%	15.5%	15.6%	20.2%	69.0%	57.7%	22.5%	27.5%	56.0%
2015-16	24.3%	17.2%	7.2%	18.4%	18.5%	22.9%	69.7%	58.8%	25.1%	29.9%	57.2%
2016-17	27.0%	20.2%	10.6%	21.3%	21.4%	25.6%	70.3%	60.0%	27.7%	32.3%	58.4%
2017-18	29.6%	23.1%	14.0%	24.2%	24.3%	28.3%	71.0%	61.1%	30.3%	34.7%	59.6%
2018-19	32.3%	26.1%	17.3%	27.1%	27.2%	31.0%	71.7%	62.3%	32.9%	37.1%	60.8%
2019-20											
2020-21											
2021-22	34.9%	29.0%	20.7%	30.0%	30.1%	33.7%	72.3%	63.4%	35.5%	39.5%	62.0%
2022-23	37.5%	32.0%	24.1%	32.9%	33.0%	36.4%	73.0%	64.5%	38.1%	41.9%	63.3%
2023-24	40.2%	34.9%	27.5%	35.8%	35.8%	39.1%	73.7%	65.7%	40.7%	44.3%	64.5%
2024-25	42.8%	37.9%	30.9%	38.7%	38.7%	41.8%	74.3%	66.8%	43.3%	46.7%	65.7%
2025-26	45.4%	40.8%	34.3%	41.6%	41.6%	44.5%	75.0%	67.9%	45.9%	49.1%	66.9%
2026-27	48.1%	43.8%	37.6%	44.5%	44.5%	47.2%	75.7%	69.1%	48.5%	51.5%	68.1%
2027-28	50.7%	46.7%	41.0%	47.4%	47.4%	49.9%	76.3%	70.2%	51.1%	53.9%	69.3%
2028-29	53.4%	49.7%	44.4%	50.3%	50.3%	52.6%	77.0%	71.4%	53.8%	56.3%	70.5%
2029-30	56.0%	52.6%	47.8%	53.1%	53.2%	55.3%	77.7%	72.5%	56.4%	58.6%	71.7%
2030-31	58.6%	55.5%	51.2%	56.0%	56.1%	58.0%	78.3%	73.6%	59.0%	61.0%	72.9%
2031-32	61.3%	58.5%	54.6%	58.9%	59.0%	60.7%	79.0%	74.8%	61.6%	63.4%	74.1%
2032-33	63.9%	61.4%	57.9%	61.8%	61.9%	63.4%	79.7%	75.9%	64.2%	65.8%	75.3%
2033-34	66.5%	64.4%	61.3%	64.7%	64.8%	66.1%	80.3%	77.0%	66.8%	68.2%	76.5%
3034-35	69.2%	67.3%	64.7%	67.6%	67.7%	68.8%	81.0%	78.2%	69.4%	70.6%	77.8%
2035-36	71.8%	70.3%	68.1%	70.5%	70.5%	71.5%	81.7%	79.3%	72.0%	73.0%	79.0%
2036-37	74.5%	73.2%	71.5%	73.4%	73.4%	74.2%	82.3%	80.5%	74.6%	75.4%	80.2%
2037-38	77.1%	76.2%	74.9%	76.3%	76.3%	76.9%	83.0%	81.6%	77.2%	77.8%	81.4%
2038-39	79.7%	79.1%	78.2%	79.2%	79.2%	79.6%	83.7%	82.7%	79.8%	80.2%	82.6%
2039-40	82.4%	82.1%	81.6%	82.1%	82.1%	82.3%	84.3%	83.9%	82.4%	82.6%	83.8%
2040-41	85.0%	85.0%	85.0%	85.0%	85.0%	85.0%	85.0%	85.0%	85.0%	85.0%	85.0%

Statewide Assessments High School, Percentage of students scoring at “Meet or Exceed expectations for the grade level or course”, English Language Arts

	All Students	Economically disadvantaged Students (At-Risk)	Students with Disabilities	English Learners	Black or African-American	Hispanic, of any race	White	Asian	American Indian, Alaskan Native	Native Hawaiian, other Pacific Islander	Two or more races
Yearly Percentage increase	2.5%	2.9%	3.4%	3.4%	2.7%	2.5%	0.1%	1.5%	2.5%	2.5%	0.1%
2014-15	25.0%	16.5%	3.7%	4.6%	19.6%	25.5%	81.6%	47.9%	25.0%	25.0%	83.4%
2015-16	27.5%	19.4%	7.1%	8.0%	22.3%	28.0%	81.7%	49.4%	27.5%	27.5%	83.5%
2016-17	30.0%	22.2%	10.5%	11.3%	25.1%	30.5%	81.9%	51.0%	30.0%	30.0%	83.5%
2017-18	32.5%	25.1%	13.9%	14.7%	27.8%	32.9%	82.0%	52.5%	32.5%	32.5%	83.6%
2018-19	35.0%	27.9%	17.3%	18.0%	30.5%	35.4%	82.2%	54.1%	35.0%	35.0%	83.7%
2019-20											
2020-21											
2021-22	37.5%	30.8%	20.6%	21.4%	33.2%	37.9%	82.3%	55.6%	37.5%	37.5%	83.7%
2022-23	40.0%	33.6%	24.0%	24.7%	36.0%	40.4%	82.5%	57.2%	40.0%	40.0%	83.8%
2023-24	42.5%	36.5%	27.4%	28.1%	38.7%	42.9%	82.6%	58.7%	42.5%	42.5%	83.9%
2024-25	45.0%	39.3%	30.8%	31.4%	41.4%	45.3%	82.7%	60.3%	45.0%	45.0%	83.9%
2025-26	47.5%	42.2%	34.2%	34.8%	44.1%	47.8%	82.9%	61.8%	47.5%	47.5%	84.0%
2026-27	50.0%	45.0%	37.6%	38.1%	46.9%	50.3%	83.0%	63.4%	50.0%	50.0%	84.1%
2027-28	52.5%	47.9%	41.0%	41.5%	49.6%	52.8%	83.2%	64.9%	52.5%	52.5%	84.1%
2028-29	55.0%	50.8%	44.4%	44.8%	52.3%	55.3%	83.3%	66.5%	55.0%	55.0%	84.2%
2029-30	57.5%	53.6%	47.7%	48.2%	55.0%	57.7%	83.4%	68.0%	57.5%	57.5%	84.3%
2030-31	60.0%	56.5%	51.1%	51.5%	57.8%	60.2%	83.6%	69.5%	60.0%	60.0%	84.3%
2031-32	62.5%	59.3%	54.5%	54.9%	60.5%	62.7%	83.7%	71.1%	62.5%	62.5%	84.4%
2032-33	65.0%	62.2%	57.9%	58.2%	63.2%	65.2%	83.9%	72.6%	65.0%	65.0%	84.5%
2033-34	67.5%	65.0%	61.3%	61.6%	65.9%	67.6%	84.0%	74.2%	67.5%	67.5%	84.5%
3034-35	70.0%	67.9%	64.7%	64.9%	68.7%	70.1%	84.1%	75.7%	70.0%	70.0%	84.6%
2035-36	72.5%	70.7%	68.1%	68.3%	71.4%	72.6%	84.3%	77.3%	72.5%	72.5%	84.7%
2036-37	75.0%	73.6%	71.5%	71.6%	74.1%	75.1%	84.4%	78.8%	75.0%	75.0%	84.7%
2037-38	77.5%	76.4%	74.8%	75.0%	76.8%	77.6%	84.6%	80.4%	77.5%	77.5%	84.8%
2038-39	80.0%	79.3%	78.2%	78.3%	79.6%	80.0%	84.7%	81.9%	80.0%	80.0%	84.9%
2039-40	82.5%	82.1%	81.6%	81.7%	82.3%	82.5%	84.9%	83.5%	82.5%	82.5%	84.9%
2040-41	85.0%	85.0%	85.0%	85.0%	85.0%	85.0%	85.0%	85.0%	85.0%	85.0%	85.0%

**Statewide Assessments High School, Percentage of students scoring at “Meet or Exceed expectations for the grade level or course”,
Math**

	All Students	Economically disadvantaged Students (At-Risk)	Students with Disabilities	English Learners	Black or African-American	Hispanic, of any race	White	Asian	American Indian, Alaskan Native	Native Hawaiian, other Pacific Islander	Two or more races
Yearly Percentage increase	3.2%	3.4%	3.5%	3.4%	3.4%	3.2%	1.5%	1.6%	3.2%	3.2%	2.0%
2014-15	8.8%	4.1%	0.7%	3.8%	4.6%	8.1%	49.1%	46.8%	8.8%	8.8%	36.0%
2015-16	12.0%	7.5%	4.2%	7.2%	8.0%	11.3%	50.6%	48.4%	12.0%	12.0%	38.0%
2016-17	15.2%	10.8%	7.7%	10.6%	11.3%	14.5%	52.1%	50.0%	15.2%	15.2%	40.1%
2017-18	18.3%	14.2%	11.2%	14.0%	14.7%	17.7%	53.6%	51.6%	18.3%	18.3%	42.1%
2018-19	21.5%	17.6%	14.8%	17.3%	18.0%	20.9%	55.1%	53.2%	21.5%	21.5%	44.2%
2019-20											
2020-21											
2021-22	24.7%	21.0%	18.3%	20.7%	21.4%	24.1%	56.6%	54.8%	24.7%	24.7%	46.2%
2022-23	27.9%	24.3%	21.8%	24.1%	24.7%	27.3%	58.1%	56.4%	27.9%	27.9%	48.3%
2023-24	31.0%	27.7%	25.3%	27.5%	28.1%	30.5%	59.6%	57.9%	31.0%	31.0%	50.3%
2024-25	34.2%	31.1%	28.8%	30.9%	31.4%	33.7%	61.1%	59.5%	34.2%	34.2%	52.3%
2025-26	37.4%	34.4%	32.3%	34.3%	34.8%	36.9%	62.6%	61.1%	37.4%	37.4%	54.4%
2026-27	40.6%	37.8%	35.8%	37.6%	38.1%	40.1%	64.1%	62.7%	40.6%	40.6%	56.4%
2027-28	43.7%	41.2%	39.3%	41.0%	41.5%	43.3%	65.6%	64.3%	43.7%	43.7%	58.5%
2028-29	46.9%	44.6%	42.9%	44.4%	44.8%	46.6%	67.1%	65.9%	46.9%	46.9%	60.5%
2029-30	50.1%	47.9%	46.4%	47.8%	48.2%	49.8%	68.5%	67.5%	50.1%	50.1%	62.5%
2030-31	53.3%	51.3%	49.9%	51.2%	51.5%	53.0%	70.0%	69.1%	53.3%	53.3%	64.6%
2031-32	56.4%	54.7%	53.4%	54.6%	54.9%	56.2%	71.5%	70.7%	56.4%	56.4%	66.6%
2032-33	59.6%	58.0%	56.9%	57.9%	58.2%	59.4%	73.0%	72.3%	59.6%	59.6%	68.7%
2033-34	62.8%	61.4%	60.4%	61.3%	61.6%	62.6%	74.5%	73.9%	62.8%	62.8%	70.7%
3034-35	66.0%	64.8%	63.9%	64.7%	64.9%	65.8%	76.0%	75.5%	66.0%	66.0%	72.7%
2035-36	69.1%	68.1%	67.4%	68.1%	68.3%	69.0%	77.5%	77.0%	69.1%	69.1%	74.8%
2036-37	72.3%	71.5%	71.0%	71.5%	71.6%	72.2%	79.0%	78.6%	72.3%	72.3%	76.8%
2037-38	75.5%	74.9%	74.5%	74.9%	75.0%	75.4%	80.5%	80.2%	75.5%	75.5%	78.9%
2038-39	78.7%	78.3%	78.0%	78.2%	78.3%	78.6%	82.0%	81.8%	78.7%	78.7%	80.9%
2039-40	81.8%	81.6%	81.5%	81.6%	81.7%	81.8%	83.5%	83.4%	81.8%	81.8%	83.0%
2040-41	85.0%	85.0%	85.0%	85.0%	85.0%	85.0%	85.0%	85.0%	85.0%	85.0%	85.0%

4-year Adjusted Cohort Graduation Rate – (Note: These are not revised)

	All Students	Economically disadvantaged Students (At-Risk)	Students with Disabilities	English Learners	Black or African-American	Hispanic, of any race	White	Asian	American Indian, Alaskan Native	Native Hawaiian, other Pacific Islander	Two or more races
Yearly Percentage increase	1.0%	1.0%	2.0%	1.3%	1.3%	1.0%	0.2%	0.4%	1.0%	1.0%	0.7%
2014-15	65.4%	65.8%	42.9%	59.6%	58.9%	65.6%	84.5%	79.4%	65.4%	65.4%	74.4%
2015-16	66.4%	66.8%	44.9%	60.9%	60.2%	66.6%	84.7%	79.8%	66.4%	66.4%	75.1%
2016-17	67.5%	67.8%	46.8%	62.1%	61.5%	67.6%	85.0%	80.3%	67.5%	67.5%	75.7%
2017-18	68.5%	68.8%	48.8%	63.4%	62.8%	68.7%	85.2%	80.7%	68.5%	68.5%	76.4%
2018-19	69.5%	69.8%	50.8%	64.7%	64.1%	69.7%	85.4%	81.2%	69.5%	69.5%	77.0%
2019-20	70.5%	70.8%	52.7%	65.9%	65.4%	70.7%	85.6%	81.6%	70.5%	70.5%	77.7%
2020-21	71.6%	71.9%	54.7%	67.2%	66.7%	71.7%	85.9%	82.1%	71.6%	71.6%	78.3%
2021-22	72.6%	72.9%	56.6%	68.5%	68.0%	72.7%	86.1%	82.5%	72.6%	72.6%	79.0%
2022-23	73.6%	73.9%	58.6%	69.7%	69.3%	73.7%	86.3%	82.9%	73.6%	73.6%	79.6%
2023-24	74.6%	74.9%	60.6%	71.0%	70.6%	74.8%	86.6%	83.4%	74.6%	74.6%	80.3%
2024-25	75.7%	75.9%	62.5%	72.3%	71.9%	75.8%	86.8%	83.8%	75.7%	75.7%	80.9%
2025-26	76.7%	76.9%	64.5%	73.5%	73.2%	76.8%	87.0%	84.3%	76.7%	76.7%	81.5%
2026-27	77.7%	77.9%	66.5%	74.8%	74.4%	77.8%	87.3%	84.7%	77.7%	77.7%	82.2%
2027-28	78.7%	78.9%	68.4%	76.1%	75.7%	78.8%	87.5%	85.1%	78.7%	78.7%	82.8%
2028-29	79.8%	79.9%	70.4%	77.3%	77.0%	79.8%	87.7%	85.6%	79.8%	79.8%	83.5%
2029-30	80.8%	80.9%	72.3%	78.6%	78.3%	80.9%	87.9%	86.0%	80.8%	80.8%	84.1%
2030-31	81.8%	81.9%	74.3%	79.9%	79.6%	81.9%	88.2%	86.5%	81.8%	81.8%	84.8%
2031-32	82.8%	82.9%	76.3%	81.1%	80.9%	82.9%	88.4%	86.9%	82.8%	82.8%	85.4%
2032-33	83.9%	84.0%	78.2%	82.4%	82.2%	83.9%	88.6%	87.3%	83.9%	83.9%	86.1%
2033-34	84.9%	85.0%	80.2%	83.7%	83.5%	84.9%	88.9%	87.8%	84.9%	84.9%	86.7%
3034-35	85.9%	86.0%	82.2%	84.9%	84.8%	85.9%	89.1%	88.2%	85.9%	85.9%	87.4%
2035-36	86.9%	87.0%	84.1%	86.2%	86.1%	87.0%	89.3%	88.7%	86.9%	86.9%	88.0%
2036-37	88.0%	88.0%	86.1%	87.5%	87.4%	88.0%	89.5%	89.1%	88.0%	88.0%	88.7%
2037-38	89.0%	89.0%	88.0%	88.7%	88.7%	89.0%	89.8%	89.6%	89.0%	89.0%	89.3%
2038-39	90.0%	90.0%	90.0%	90.0%	90.0%	90.0%	90.0%	90.0%	90.0%	90.0%	90.0%

5-year Adjusted Cohort Graduation Rate – Actual data displayed for years 2017 – 2021, Goals set for 2022 – 2039

	All Students	Economically Disadvantaged (At-Risk)	Students with Disabilities	English Learners	Black or African-American	Hispanic, of any race	White	Asian	American Indian, Alaskan Native	Native Hawaiian, other Pacific Islander	Two or more races
Yearly Percentage Increase	1.047222 2%	1.5488889%	1.895000 0%	1.775555 6%	1.053888 9%	1.495000 0%	0.028888 9%	0.178888 9%	1.258823 5%	1.258823 5%	0.056666 7%
2017-18	76.29%	71.50%	59.20%	68.30%	76.60%	75.40%	88.00%	89.70%	NA	NA	95.10%
2018-19	74.08%	65.40%	55.50%	64.90%	73.70%	67.40%	91.70%	91.50%	NA	NA	92.70%
2019-20	73.11%	64.48%	57.08%	60.26%	73.12%	64.26%	94.88%	94.52%	NA	NA	78.58%
2020-21	75.15%	66.12%	59.89%	62.04%	75.03%	67.09%	93.48%	90.78%	NA	NA	92.98%
2021-22	76.20%	67.67%	61.79%	63.82%	76.08%	68.59%	93.51%	90.96%	72.60%	72.60%	93.04%
2022-23	77.24%	69.22%	63.68%	65.59%	77.14%	70.08%	93.54%	91.14%	73.86%	73.86%	93.09%
2023-24	78.29%	70.77%	65.58%	67.37%	78.19%	71.58%	93.57%	91.32%	75.12%	75.12%	93.15%
2024-25	79.34%	72.32%	67.47%	69.14%	79.25%	73.07%	93.60%	91.50%	76.38%	76.38%	93.21%
2025-26	80.39%	73.86%	69.37%	70.92%	80.30%	74.57%	93.62%	91.67%	77.64%	77.64%	93.26%
2026-27	81.43%	75.41%	71.26%	72.69%	81.35%	76.06%	93.65%	91.85%	78.89%	78.89%	93.32%
2027-28	82.48%	76.96%	73.16%	74.47%	82.41%	77.56%	93.68%	92.03%	80.15%	80.15%	93.38%
2028-29	83.53%	78.51%	75.05%	76.24%	83.46%	79.05%	93.71%	92.21%	81.41%	81.41%	93.43%
2029-30	84.58%	80.06%	76.95%	78.02%	84.52%	80.55%	93.74%	92.39%	82.67%	82.67%	93.49%
2030-31	85.62%	81.61%	78.84%	79.80%	85.57%	82.04%	93.77%	92.57%	83.93%	83.93%	93.55%
2031-32	86.67%	83.16%	80.74%	81.57%	86.62%	83.54%	93.80%	92.75%	85.19%	85.19%	93.60%

2032-33	87.72%	84.71%	82.63%	83.35%	87.68%	85.03%	93.83%	92.93%	86.45%	86.45%	93.66%
2033-34	88.76%	86.26%	84.53%	85.12%	88.73%	86.53%	93.86%	93.11%	87.71%	87.71%	93.72%
2034-35	89.81%	87.80%	86.42%	86.90%	89.78%	88.02%	93.88%	93.28%	88.96%	88.96%	93.77%
2035-36	90.86%	89.35%	88.32%	88.67%	90.84%	89.52%	93.91%	93.46%	90.22%	90.22%	93.83%
2036-37	91.91%	90.90%	90.21%	90.45%	91.89%	91.01%	93.94%	93.64%	91.48%	91.48%	93.89%
2037-38	92.95%	92.45%	92.11%	92.22%	92.95%	92.51%	93.97%	93.82%	92.74%	92.74%	93.94%
2038-39	94.00%	94.00%	94.00%	94.00%	94.00%	94.00%	94.00%	94.00%	94.00%	94.00%	94.00%

ACCESS Growth, K - 8

	All Students	Economically disadvantaged Students (At-Risk)	Students with Disabilities	Black or African-American	Hispanic, of any race	White	Asian	American Indian, Alaskan Native	Native Hawaiian, other Pacific Islander	Two or more races
Yearly Percentage increase	1.2%	1.2%	2.0%	1.0%	1.3%	0.3%	0.4%	1.2%	1.2%	0.5%
2014-15	57.3%	55.5%	36.7%	60.3%	54.5%	77.4%	75.9%	57.3%	57.3%	73.9%
2015-16	58.5%	56.8%	38.7%	61.4%	55.8%	77.7%	76.3%	58.5%	58.5%	74.4%
2016-17	59.6%	58.0%	40.8%	62.4%	57.1%	78.0%	76.7%	59.6%	59.6%	74.8%
2017-18	60.8%	59.2%	42.8%	63.4%	58.4%	78.3%	77.0%	60.8%	60.8%	75.3%
2018-19	61.9%	60.5%	44.8%	64.5%	59.6%	78.6%	77.4%	61.9%	61.9%	75.8%
2019-20										
2020-21										
2021-22	63.1%	61.7%	46.8%	65.5%	60.9%	79.0%	77.8%	63.1%	63.1%	76.2%
2022-23	64.2%	62.9%	48.8%	66.5%	62.2%	79.3%	78.2%	64.2%	64.2%	76.7%
2023-24	65.4%	64.1%	50.8%	67.5%	63.4%	79.6%	78.6%	65.4%	65.4%	77.1%
2024-25	66.6%	65.4%	52.8%	68.6%	64.7%	79.9%	78.9%	66.6%	66.6%	77.6%
2025-26	67.7%	66.6%	54.8%	69.6%	66.0%	80.2%	79.3%	67.7%	67.7%	78.1%
2026-27	68.9%	67.8%	56.8%	70.6%	67.2%	80.5%	79.7%	68.9%	68.9%	78.5%
2027-28	70.0%	69.0%	58.9%	71.6%	68.5%	80.9%	80.1%	70.0%	70.0%	79.0%
2028-29	71.2%	70.3%	60.9%	72.7%	69.8%	81.2%	80.5%	71.2%	71.2%	79.5%
2029-30	72.3%	71.5%	62.9%	73.7%	71.0%	81.5%	80.8%	72.3%	72.3%	79.9%
2030-31	73.5%	72.7%	64.9%	74.7%	72.3%	81.8%	81.2%	73.5%	73.5%	80.4%
2031-32	74.6%	74.0%	66.9%	75.8%	73.6%	82.1%	81.6%	74.6%	74.6%	80.8%
2032-33	75.8%	75.2%	68.9%	76.8%	74.8%	82.5%	82.0%	75.8%	75.8%	81.3%
2033-34	76.9%	76.4%	70.9%	77.8%	76.1%	82.8%	82.3%	76.9%	76.9%	81.8%
3034-35	78.1%	77.6%	72.9%	78.8%	77.4%	83.1%	82.7%	78.1%	78.1%	82.2%
2035-36	79.2%	78.9%	74.9%	79.9%	78.7%	83.4%	83.1%	79.2%	79.2%	82.7%
2036-37	80.4%	80.1%	77.0%	80.9%	79.9%	83.7%	83.5%	80.4%	80.4%	83.2%
2037-38	81.5%	81.3%	79.0%	81.9%	81.2%	84.0%	83.9%	81.5%	81.5%	83.6%
2038-39	82.7%	82.5%	81.0%	82.9%	82.5%	84.4%	84.2%	82.7%	82.7%	84.1%
2039-40	83.8%	83.8%	83.0%	84.0%	83.7%	84.7%	84.6%	83.8%	83.8%	84.5%
2040-41	85.0%	85.0%	85.0%	85.0%	85.0%	85.0%	85.0%	85.0%	85.0%	85.0%

ACCESS Growth, High School

	All Students	Economically disadvantaged Students (At-Risk)	Students with Disabilities	Black or African-American	Hispanic, of any race	White	Asian	American Indian, Alaskan Native	Native Hawaiian, other Pacific Islander	Two or more races
Yearly Percentage increase	2.1%	2.1%	2.8%	1.9%	2.2%	1.3%	1.5%	2.1%	2.1%	3.5%
2014-15	34.6%	33.4%	18.1%	39.1%	32.1%	54.2%	48.6%	34.6%	34.6%	0.0%
2015-16	36.7%	35.6%	20.9%	41.0%	34.3%	55.5%	50.1%	36.7%	36.7%	3.5%
2016-17	38.8%	37.7%	23.7%	42.9%	36.5%	56.7%	51.6%	38.8%	38.8%	7.1%
2017-18	40.9%	39.9%	26.4%	44.8%	38.7%	58.0%	53.1%	40.9%	40.9%	10.6%
2018-19	43.0%	42.0%	29.2%	46.7%	40.9%	59.3%	54.6%	43.0%	43.0%	14.2%
2019-20										
2020-21										
2021-22	45.1%	44.2%	32.0%	48.7%	43.1%	60.6%	56.2%	45.1%	45.1%	17.7%
2022-23	47.2%	46.3%	34.8%	50.6%	45.3%	61.9%	57.7%	47.2%	47.2%	21.3%
2023-24	49.3%	48.5%	37.6%	52.5%	47.5%	63.2%	59.2%	49.3%	49.3%	24.8%
2024-25	51.4%	50.6%	40.4%	54.4%	49.8%	64.4%	60.7%	51.4%	51.4%	28.3%
2025-26	53.5%	52.8%	43.2%	56.3%	52.0%	65.7%	62.2%	53.5%	53.5%	31.9%
2026-27	55.6%	54.9%	46.0%	58.2%	54.2%	67.0%	63.7%	55.6%	55.6%	35.4%
2027-28	57.7%	57.1%	48.8%	60.1%	56.4%	68.3%	65.3%	57.7%	57.7%	39.0%
2028-29	59.8%	59.2%	51.5%	62.0%	58.6%	69.6%	66.8%	59.8%	59.8%	42.5%
2029-30	61.9%	61.4%	54.3%	64.0%	60.8%	70.9%	68.3%	61.9%	61.9%	46.0%
2030-31	64.0%	63.5%	57.1%	65.9%	63.0%	72.2%	69.8%	64.0%	64.0%	49.6%
2031-32	66.1%	65.7%	59.9%	67.8%	65.2%	73.4%	71.3%	66.1%	66.1%	53.1%
2032-33	68.2%	67.8%	62.7%	69.7%	67.4%	74.7%	72.9%	68.2%	68.2%	56.7%
2033-34	70.3%	70.0%	65.5%	71.6%	69.6%	76.0%	74.4%	70.3%	70.3%	60.2%
3034-35	72.4%	72.1%	68.3%	73.5%	71.8%	77.3%	75.9%	72.4%	72.4%	63.7%
2035-36	74.5%	74.3%	71.1%	75.4%	74.0%	78.6%	77.4%	74.5%	74.5%	67.3%
2036-37	76.6%	76.4%	73.8%	77.3%	76.2%	79.9%	78.9%	76.6%	76.6%	70.8%
2037-38	78.7%	78.6%	76.6%	79.3%	78.4%	81.1%	80.4%	78.7%	78.7%	74.4%
2038-39	80.8%	80.7%	79.4%	81.2%	80.6%	82.4%	82.0%	80.8%	80.8%	77.9%
2039-40	82.9%	82.9%	82.2%	83.1%	82.8%	83.7%	83.5%	82.9%	82.9%	81.5%
2040-41	85.0%	85.0%	85.0%	85.0%	85.0%	85.0%	85.0%	85.0%	85.0%	85.0%

Appendix B: GEPA Assurance Language

The Office of the State Superintendent of Education (OSSE) adheres to Section 427 of the General Education Provisions Act (GEPA) to ensure equitable access to Federal programs and will take the steps necessary to ensure equitable access to and participation in the included programs for students, teachers and other program beneficiaries with special needs for our federally funded programs.

Appendix C: Consultation Overview

Introduction

Since the passage of the Every Student Succeeds Act (ESSA) in December 2015, OSSE has facilitated or participated in over 70 meetings, conferences, focus groups, webinars, or working sessions to gather stakeholder feedback and public comment on the design and development of the consolidated state plan. Individuals from more than 110 LEAs, government agencies, universities, consortia, and other organizations in the District of Columbia have participated in these meetings in addition to individual parents, educators, and community members who attended neighborhood-based working and feedback sessions or provided public testimony to the State Board of Education (SBOE) and OSSE. During the public comment period, OSSE received over 250 written comments related to the draft State Plan.

In addition, during the summer of 2016 OSSE and SBOE released two online surveys soliciting educator and public comment on the accountability framework, support for schools, and the state plan. In the community survey, respondents were asked about their vision for an excellent school and to identify potential measures of success. Community members felt that excellent schools develop strong critical thinkers with a passion for learning through a broad, rich academic curriculum. Excellent schools should prepare students for postsecondary education, focus on students at all achievement levels, and value engagement and collaboration with both students and parents. In terms of measures, the community was especially interested in focusing on growth in student achievement and supporting schools and teachers.

Throughout spring and early summer 2016, OSSE met with a variety of stakeholders, including charter and traditional public school and LEA leaders, members of the Washington Teachers Union (WTU), and community and advocacy groups. The two goals of these initial meetings were:

1. To inform stakeholders and the public about major changes under ESSA and communicate the timeline for developing and submitting a state plan to the U.S. Department of Education.
2. To establish guiding “north star” accountability principles that will help OSSE and stakeholders develop our accountability system and approach to providing support for schools.

Based on this initial feedback, OSSE developed guiding accountability principles, which were shared with stakeholders and published on the OSSE ESSA webpage during the first phase of engagement:

District of Columbia Accountability Principles

All schools and LEAs will be held accountable for increasing achievement and preparing every student to be successful in the next grade and ultimately in college and careers.

Our system:

- Is transparent and provides information about how all of our schools are serving all students. This enables:
 - State, authorizer, LEA, and school leaders to communicate about and make informed decisions based on school performance, including directing appropriate supports and resources and/or interventions to ensure we meet the needs of students.
 - Clear identification of excellent schools and low-performing schools.
 - Families and the community to better understand options and make informed choices.
- Values comparability.
 - There is value in sharing common measures of school performance.
- Emphasizes equity.
 - Expects schools to meet the needs of every student and takes into account the pace at which improvement is taking place for the groups (e.g., special populations, race, ethnicity, grade level) that need it most.
 - Uses more than a standardized test score to measure whether schools are supporting students to be on track for college and career readiness.
- Values growth and performance.
 - All our schools can and should grow student performance.
 - Our lowest achieving students can grow toward and beyond proficiency and our high-achieving students should continue to grow.
- Focuses on building the best system, even if that requires growing into it.
 - Committed to continuous review and improvement to provide a more meaningful picture of school quality.
 - Balances flexibility with the need for a stable, aligned framework.

OSSE adapted its plan after the initial rounds of stakeholder engagement. Based on feedback of LEA and school stakeholders, DC opted for the earlier timeline of submission of the state plan to the Department of Education. The earlier deadline ensures that schools have adequate notice on an approved state plan prior to the 2017-18 school year, and that all parties can shift focus from design to the critical work of implementation.

Beginning in September, OSSE hosted a series of focus groups on specific topics within ESSA, including supporting all students including English learners (ELs), special education students, and other special populations; Next Generation Assessments and standards; supporting excellent teachers and leaders; and the domains and measures within the accountability framework and public reporting of school information.

In each session, OSSE staff shared information on the law's key provisions, policy considerations and questions, and research and data as applicable. The meetings then transitioned into smaller breakout

groups to discuss guiding questions related to specific policies. Note-takers and facilitators were embedded in each group to capture the feedback provided by stakeholders.

For all fall focus group meetings, OSSE also hosted a recap webinar covering the core content and summarizing the discussion at in the in-person meeting. Webinar recordings and notes summarizing the discussion from meetings are posted on OSSE's [ESSA webpage](#).

In February 2017, OSSE hosted a citywide institute for LEAs titled "It Takes a City to Ensure Every Student Succeeds." The institute focused on providing LEAs with an overview of the law's requirements, introducing key components of the draft plan for input, and helping LEAs plan for full transition and implementation by the 2017-18 school year. During the LEA Institute, OSSE worked with LEA leaders on an assessment to gauge LEAs' readiness for the ESSA transition and identify areas for future support.

OSSE worked closely with SBOE throughout the design and development of the state plan. OSSE leadership met regularly with members of the SBOE working group and SBOE leadership. In addition, OSSE contributed to conversations at monthly SBOE working sessions and assisted in facilitating presentations of experts, researchers, and stakeholders at SBOE public meetings. OSSE and SBOE coordinated on development and implementation of the Vision for DC Education community survey. Finally, OSSE and SBOE jointly hosted meetings in all wards across the District of Columbia to build awareness and gather input on the state plan during the public comment period from Jan. 30 to March 3, 2017, prior to submission to the Department of Education.

During the public comment period, OSSE and SBOE jointly held community meetings in all wards of the District of Columbia to hear feedback related to the State Plan. In addition, OSSE and SBOE discussed the State Plan with principals and school leaders, data managers, teachers and other educator stakeholder groups during the public comment period. As mentioned above, OSSE collected written public comment through the ESSA email address and posted a survey inviting public comment on the State Plan on the OSSE ESSA website. See the [summary document](#) for changes made to the State Plan based on stakeholder feedback during the public comment period.

See Appendix D for a comprehensive list of organizations that provided consultation or public comment as well as a listing of stakeholder engagement opportunities and materials summarizing those meetings.

Challenging academic standards and academic assessments

The District of Columbia adopted the Common Core State Standards in 2010, and began administering the Partnership for Assessment of Readiness for College and Careers (PARCC) assessments in the 2014-15 school year. In addition, the District of Columbia also adopted the Next Generation Science Standards in 2013, and began field testing the DC Science exam aligned to those standards in the 2014-15 school year with all students in fifth grade, eighth grade, and high school biology. The first operational exam was administered to all students in the same grades in the 2015-16 school year. For students with the most significant cognitive disabilities, we began administering the National Center and State Collaborative (NCSC)/Multi-State Alternate Assessment (MSAA) in the 2014-15 school year in math and reading. MSAA measures student performance on alternate achievement standards aligned to the Common Core State Standards. OSSE also offers the DC Science Alternate Assessment (DC Science Alt), a portfolio

assessment designed for students with the most severe cognitive disabilities who are unable to participate in the DC Science general assessment even with accommodations.

OSSE's assessments team convened stakeholders around Next Generation Assessments (NGA) throughout fall 2016. During the September NGA LEA Stakeholder meeting, OSSE provided information about standards and assessments in the new law. OSSE also held a focus group for LEA assessment and data leaders on the three primary areas in the standards and assessments section of ESSA: special populations, locally selected nationally recognized assessment, and exception for advanced mathematics in eighth grade.

OSSE also gathered written feedback from LEA assessment and data leaders through a survey sent via email. In addition, attendees at ESSA focus groups on supporting English learners and special populations provided feedback on testing accommodations for EL and special education students, the English language proficiency assessment, and the alternate assessment.

Accountability and support for schools

In summer 2016, OSSE opened an online survey to solicit feedback on measures to include in the accountability framework. The ESSA Accountability Measures Survey asked respondents to provide feedback on each domain within the accountability framework for high schools and elementary/middle schools. It also collected responses about the weighting of subgroups and how OSSE should publicly report information outside of the formal accountability framework. OSSE received 158 responses to the accountability framework survey, with more than half from teachers, school and LEA leaders, and school-based support staff. [Highlighted results from the survey](#) are posted on OSSE's ESSA website.

OSSE also revised its initial version of the accountability principles. This change included shifting the language from "valuing commonality" in our framework to "valuing comparability." The shift allows OSSE and its stakeholders to communicate the importance of having comparable data points across schools and LEAs while supporting the continued diversity of school options available in DC.

As part of its focus group series in fall 2016, OSSE hosted eight sessions to collect stakeholder viewpoints on the accountability framework. Sessions included focused conversations on academic performance in high school and elementary/middle school; English learner proficiency measures; graduation measures, and measures of school quality and student success. Based on initial input and to hone in on areas for further research and discussion, OSSE also [shared initial draft accountability frameworks](#) at the high school and elementary/middle school levels for stakeholder reaction and public comment in September.

In winter 2017, prior to release of the state plan draft, OSSE held additional meetings with LEA leaders and other education stakeholders to gather feedback on the proposed approach to long-term goal setting, allocation of points, and school classification framework. OSSE also held a consultation meeting with leaders of DC's lowest-performing schools, where OSSE presented the proposed accountability and support systems and gathered feedback. OSSE held a subsequent consultation session with this same group in February 2017, during the aforementioned LEA Institute. This session provided an update on the proposed accountability framework.

On January of 2017, OSSE posted a draft state plan for public comment. The public comment period on the ESSA State Plan lasted from Jan. 30 to March 3, 2017. At that time, the public could review the state plan in its entirety on both the State Board of Education and OSSE websites. In addition, the public could participate in a survey that gauged public reactions to the plan, and the public could submit their own written comments. As of March 3, OSSE received more than 250 written comments. Finally, OSSE and the State Board of Education hosted a series of community-based meetings in each ward in February 2017. At that time, OSSE presented the proposed ESSA consolidated plan and provided the public the opportunity to express comments and ask questions.

Per input from stakeholders, the current proposed framework design features the following:

- An annual overall rating that will be calculated primarily by looking at the overall performance of all students in the school, but also places substantial weight on the performance of specific groups of students. If there are gaps for certain groups of students, schools can use this information to better serve them to ensure all students receive a high-quality education.
- An English language proficiency domain that is based on growth, considering the contributions schools make to continuing students on their individual trajectories to language acquisition.
- Multiple measures of academic growth that are fair to schools with students at different starting points and considers increase of performance for all students at every level.
- Multiple measures of high school graduation, including an alternate metric to give schools credit for moving students to graduation even if they were not in their original 4-year adjusted cohort.
- Multiple measures of school environment, including the extent to which individual students are present for 90% or more of school days as well as growth on this measure, a school's in-seat attendance rate, a rate of reenrollment and a measure of access and opportunities. The access and opportunities measure will be designed to promote well-rounded experiences for students in engaging learning environments. Given that there are multiple ways to demonstrate a well-rounded education, this measure will also seek to provide multiple options for schools to highlight results in this area. This measure will be piloted in the 2018-19 school year, and used in formal accountability results for the 2019-20 school year. For more information on these measures, see Section A.4.iv.

Supporting excellent educators

In spring 2016, three meetings were held with educators during which OSSE presented an update to stakeholders related to the implementation of DC's plan for equitable access to excellent educators and solicited feedback. Primary feedback focused on the importance of state-level support on leadership and professional development as tools to improve teacher retention in high-need schools.

In mid-October, OSSE hosted a focus group on ensuring access to excellent teachers and leaders for all students. During the focus group, LEA leaders, teachers, and national experts shared in-depth feedback on three key teacher policy areas where ESSA requires new policy considerations. In addition, Superintendent Kang and the executive director of SBOE also met with WTU members at meetings in April and September. In February, OSSE's aforementioned LEA Institute will include breakout sessions on the LEA equitable access plan, OSSE's state strategies promoting equitable access to excellent educators, and OSSE's proposed teacher evaluation standards policy.

Major points of feedback from stakeholders included:

- Improving access to quality teachers and leaders for all students means effective evaluation, professional development, and ongoing support. The state plan should focus on supporting LEAs to evaluate teachers and improve instruction, rather than putting onerous requirements in place.
- The District of Columbia has a need for highly effective teachers, especially in more difficult to staff areas such as science, technology, engineering, and math (STEM). OSSE should focus on strategies that increase the pipeline of excellent educators, not just educators overall.
- Outcomes are more important than inputs for identifying teacher effectiveness.

Supporting all students:

OSSE convened several focus groups in fall 2016 to gather feedback about supporting all students in the District of Columbia. One session concentrated on “special populations” of students, including special education students, homeless students, private school students, students in foster care, and students who are neglected, delinquent, or at-risk. OSSE convened a separate session to hear stakeholder comments on EL students, and one of the accountability-focused sessions specifically solicited feedback around the required measure of English language proficiency for EL students.

On Oct. 22, 2016, OSSE hosted its third Parent Engagement Summit and included a plenary session and breakout discussion groups on the ESSA state plan. More than 200 parents and family members attended the summit.

The February LEA Institute included breakout sessions focusing on students with disabilities, ELs, students who are in foster care or experiencing homelessness, early education, postsecondary success, and health and wellness.

Major points of feedback from these stakeholder sessions included:

- More coordination among city agencies will ensure better support and services for students, especially those who are at-risk.
- Educators need more professional development around the needs and opportunities of special populations, particularly students experiencing homelessness, special education students, and EL students.
- Entry and exit procedures for EL students should be updated, clarified, and standardized across all LEAs in the state.
- Special considerations should be made in goal setting and systems of support for students who are dually identified as EL and special education.

Engagement and Public Comment during 2022 ESSA Plan Amendment Development

OSSE engaged extensively with the public during the spring of 2022 in drafting and finalizing the amendment to DC’s ESSA state plan. This engagement included sessions with more than 100 individuals representing local education agencies, the state board of education, DC advisory neighborhood commissions, education advocates, and area nonprofits, among others.

OSSE received 10 public comments that represented the following organizations or individuals:

- Briya Public Charter School
- DC Charter School Alliance

- DC Public Charter School Board
- DC State Board of Education
- District of Columbia Public Schools
- E.L. Haynes Public Charter School
- EmpowerEd
- Education Reform Now
- Jeff Schmidt
- Josh Boots

OSSE is grateful for the engagement and public comment received throughout the amendment development process. The table below summarizes the public comment received by topic.

Topic/Decision Point	Public Comments
Removal of the STAR rating	<ul style="list-style-type: none"> • Multiple commenters, though not all, supported the removal of the STAR rating. • Some comments asked for additional assurances about where and how OSSE would provide information schools' overall scores.
Increased weight on historically underserved students	<ul style="list-style-type: none"> • Most comments affirmed the increased weight on historically underserved groups of students. • On the other hand, some stakeholders disagreed with increasing weight on historically underserved groups of students. • About as many stakeholders requested that the framework increase the weight of the students with disabilities group as requested to maintain the weight. • One comment requested a greater increase on the weight of students of color specifically. • Stakeholders also expressed appreciation for the shift from an at-risk student group to an economically disadvantaged student group and that OSSE will continue to report disaggregated data for transparency.
Increased weight on growth	<ul style="list-style-type: none"> • Multiple comments validated the increased weight on growth. • One comment requested that OSSE remove median growth percentiles from accountability calculations and include only growth-to-proficiency. • On the other hand, a few comments asked OSSE to include more growth metrics and additional weight on growth.

	<ul style="list-style-type: none"> Multiple stakeholders supported adjustments to the ACCESS growth methodology.
School designations and supports	<ul style="list-style-type: none"> A few stakeholders asked for the plan to include additional supports and designations for schools beyond those required under ESSA.
Attendance metrics	<ul style="list-style-type: none"> Multiple comments viewed the shift to chronic absenteeism and attendance growth favorably. One comment requested that absenteeism measures not include students in non-compulsory grades (i.e., pre-Kindergarten and adult education). One comment requested that OSSE maintain the “90% attendance” terminology and ensure that attendance growth measures performance equitably regardless of schools’ attendance rates.
College and career readiness metrics	<ul style="list-style-type: none"> Stakeholders broadly supported the addition of a 5-year graduation rate, the addition of high school growth, and the removal of the DC SAT percentile metric. A few stakeholders requested that CTE coursework be included in the AP/IB/dual enrollment participation metric. One comment requested that OSSE keep the DC SAT percentile metric and expressed concern about including high school growth.
Additional comments	<ul style="list-style-type: none"> One comment requested that the academic proficiency and long-term goals be higher and aim to close gaps between students of different races and ethnicities on a shorter timeframe. A few stakeholders requested that OSSE include measures on school climate and well-rounded education in the accountability framework.

APPENDIX D: ORGANIZATIONS REPRESENTED IN ESSA FEEDBACK

These LEAs, schools, organizations, and consortia have provided OSSE with comments, questions, or feedback during the first phase of the development of the state plan, from January 2016 through January 2017.

<p>Achievement Prep Public Charter School Advocates for Justice and Education Center for English Language Learners at American Institutes for Research AppleTree Institute Albert Shanker Institute American Heart Association BASIS Washington DC Bellwether Education Partners Bridges Public Charter School Briya Public Charter School Brookings Institution Capital City Public Charter School Capitol Hill Public Schools Parent Organization Carlos Rosario International Public Charter School Center City Public Charter Schools Center for American Progress CentroNia Cesar Chavez Public Charter Schools Chesapeake Bay Foundation Children’s Guild Children’s Law Center Child Trends Citizens for Effective Schools City Arts and Prep Public Charter School College Board Council of Chief State School Officers (CCSSO) DC Association of Public Chartered Schools DC Developmental Disabilities Council DC Language Immersion Project DC Prep Public Charter School DC Promise Neighborhood District of Columbia Public Schools Democracy Prep Public Charter School Deputy Mayor for Education (DME) District of Columbia Division of Child Support Enforcement District of Columbia Department of Youth Rehabilitation Services (DYRS) District of Columbia International School District of Columbia Office of the Ombudsman for Public Education District of Columbia Special Education Cooperative Eagle Academy Public Charter School Early Childhood Academy Public Charter School E.L. Haynes Public Charter School EdOps Education Counsel Education Forward</p>	<p>Inspired Teaching Demonstration Public Charter School Intercultural Development Research Association Kingsman Academy KIPP DC Public Charter Schools LAYC Career Academy League of United Latin American Citizens Learning Policy Institute Learning Support Network* Lee Montessori Mary McLeod Bethune Public Charter School Mathematica Educator Impact Laboratory Maya Angelou Public Charter Schools Mid-Atlantic Equity Center, Inc. Monument Academy Mundo Verde Public Charter School NALEO Education Fund National Association of State Boards of Education National Center for the Improvement of Educational Assessment National Collegiate Preparatory National Council of La Raza National Law Center on Homelessness and Poverty National Network for Youth New America Project Next Step Public Charter School OCA-Asian Pacific American Advocates Paul Public Charter School Public Charter School Board (PCSB) Raise DC Richard Wright Public Charter School for Journalism and Media Arts Rocketship Public Charter School SEED School of DC Sela Public Charter School Senior High Alliance of Parents, Principals and Educators (SHAPPE) Shining Stars Montessori Academy Public Charter School Special Education State Advisory Panel State Board of Education (SBOE) St. Coletta Special Education Public Charter School TenSquare Group Thurgood Marshall Academy Public Charter School Title I Committee of Practitioners* State Title III Advisory Committee* TNTP Two Rivers Public Charter School University Legal Services for the District of Columbia</p>
--	--

<p>Elsie Whitlow Stokes Public Charter School Empower K-12 Excel Public Charter School Friends of Choice in Urban Schools (FOCUS) Friendship Public Charter Schools Gallaudet University Georgetown University The George Washington University Harmony DC Public Charter School IDEA Public Charter School Imagine Hope Public Charter School – Lamond Ingenuity Prep Public Charter School</p>	<p>University of the District of Columbia Urban Institute U.S. Chamber of Commerce Washington Latin Public Charter School Washington Leadership Academy Washington Teachers Union Washington Yu Ying Public Charter School WestEd</p>
---	--

* Member organizations of advisory committees are included within the full list of organizations that provided consultation.

APPENDIX E: ESSA STAKEHOLDER ENGAGEMENT AND OPPORTUNITIES FOR PUBLIC COMMENT

Meeting Date	Subject	Materials
March 16, 2016	March SBOE Public Meeting: Understanding ESSA – expert testimony	Panel
March 19, 2016	Teacher consultation and root cause discussion on equitable access to excellent educators	N/A
March 23, 2016	State Title III Advisory Committee Meeting – ESSA and EL Policy Discussion	
April 12, 2016	ESSA overview for DC Association of Public Chartered Schools	Presentation
April 21, 2016	Title I Committee of Practitioners meeting	
April 25, 2016	ESSA accountability overview for DC Public Schools principals	Presentation
April 27, 2016	Teacher consultation and root cause discussion on equitable access to excellent educators	N/A
June 15, 2016	June SBOE Public Meeting: School quality & student success	Testimony
June 2, 2016	Teacher consultation and root cause discussion on equitable access to excellent educators	N/A
June 2, 2016	Ward 4 Community Meeting	N/A
June 4, 2016	Ward 1 Community Meeting	N/A
June 4, 2016	Ward 7 Community Meeting	N/A
June 6, 2016	Ward 5 Community Meeting	N/A
June 8, 2016	Ward 3 Community Meeting	N/A
June 13, 2016	Ward 2 Community Meeting	N/A
June 16, 2016	Ward 8 Community Meeting	N/A
June 21, 2016	Ward 6 Community Meeting	N/A
June 26, 2016	Accountability frameworks focus group for LEA leaders	Presentation
July 6, 2016	Accountability frameworks focus group for LEA leaders	Presentation
July 19, 2016	Quarterly meeting of the Association of Chartered Public Schools: accountability frameworks	Presentation
July 20, 2016	July SBOE Public Meeting: Impact on vulnerable students	Testimony
Sept. 13, 2016	ESSA overview for DC Public Charter School Board charter LEAs	Presentation
Sept. 13, 2016	ESSA overview for Washington Teachers Union	Presentation
Sept. 15, 2016	Next Generation Assessments stakeholder meeting	Presentation
Sept. 15, 2016	Title I Committee of Practitioners meeting	
Sept. 21, 2016	Sept. SBOE Public Meeting: State leadership & implementation challenges	Presentation
Sept. 28, 2016	Accountability framework focus group for LEA leaders	Notes
Sept. 28, 2016	State Title III Advisory Committee – ESSA EL policy discussion and feedback	
Oct. 6, 2016	English learners focus group	Notes
Oct. 13, 2016	Recap webinar: English learners	Recording
Oct. 13, 2016	Recap webinar: Accountability framework for LEA leaders	Recording

Oct. 14, 2016	Supporting students with disabilities in ESSA discussion with State Advisory Panel on Special Education (SAPSE)	Presentation
Oct. 14, 2016	Supporting special populations in ESSA focus group	Notes
Oct. 18, 2016	Teacher consultation and root cause discussion on equitable access to excellent educators	N/A
Oct. 18, 2016	Academic performance in accountability framework focus group	Notes
Oct. 18, 2016	Excellent teachers and leaders focus group	Notes
Oct. 20, 2016	Recap webinar: Special populations	Recording
Oct. 21, 2016	School quality and student success and graduation rate focus group	Notes
Oct. 22, 2016	OSSE Parent Engagement Summit	Presentation
Oct. 23, 2016	Recap webinar: Teachers and leader quality	Recording
Oct. 24, 2016	Recap webinar: Academic performance and subgroups in accountability framework	Recording
Oct. 26, 2016	Accountability framework updates for LEA leaders	Notes
Oct. 26, 2016	Recap webinar: School quality and student success and graduation rate	Recording
Oct. 26, 2016	October SBOE Public Meeting: Engagement with parents	Presentation
Oct. 27, 2016	ESSA Next Generation Assessments focus group	Presentation
Oct. 27, 2016	Title I Committee of Practitioners meeting	Presentation
Oct. 28, 2016	Accountability framework for DC Public Schools principals	Notes
Oct. 28, 2016	Recap webinar: Accountability framework updates for LEA leaders	Recording
Oct. 30, 2016	SBOE Business Roundtable	N/A
Nov. 17, 2016	November SBOE Public Meeting: Testimony from the public on ESSA accountability framework	Testimony
Nov. 17, 2016	Ward 7 and 9 Community ESSA Focus Group	Presentation
Nov. 19, 2016	Ward 7 and 8 Community-ESSA Focus Group with State Advisory Panel on Special Education (SAPSE)	Presentation
Dec. 8, 2016	Focus group on updated accountability framework for LEA leaders	Presentation Notes
Dec. 8, 2016	Focus group on updated accountability framework for Learning Support Network	Presentation
Dec. 21, 2016	December SBOE Public Meeting: ESSA engagement and timeline update	Agenda & Materials
Jan. 4, 2017	January SBOE Working Session: ESSA update	Presentation
Jan. 10, 2017	Focus group on updated accountability framework for LEA leaders and other stakeholders	Presentation Notes
Jan. 18, 2017	Focus group on high school accountability framework	Presentation
Jan. 18, 2017	January SBOE Public Meeting: State plan overview	Presentation
Jan. 27, 2016	Supporting students with disabilities in ESSA discussion with State Advisory Panel on Special Education (SAPSE)	N/A
Jan. 31, 2017	Wilson Feeder Education Network Meeting	N/A
Feb. 7, 2017	Ward 1 and 2 Community Meeting	Presentation
Feb. 8, 2017	Ward 3 Community Meeting	Presentation

Feb. 9, 2017	Title I Committee of Practitioners Meeting	N/A
Feb. 9, 2017	CityBridge Alumni Policy Event	N/A
Feb. 10, 2017	Ward 1 Principals Meeting	N/A
Feb. 15, 2017	February SBOE Public Meeting	Presentation
Feb. 16, 2017	Ward 4 Community Meeting	Presentation
Feb. 21, 2017	Capitol Hill Public School Parents Organization (CHPSPO) Meeting	Presentation
Feb. 22, 2017	Ward 5 Community Meeting	Presentation
Feb. 22, 2017	State Title III Advisory Committee meeting	N/A
Feb. 23, 2017	Ward 7 Community Meeting	Presentation
Feb. 23, 2017	ESSA State Plan Webinar for LEA Leaders	Presentation
Feb. 23, 2017	LEA Data Managers Meeting: ESSA Accountability Presentation	Presentation
Feb. 25, 2017	Washington Teachers Union Shared Vision Conference	N/A
Feb. 27, 2017	Ward 6 Community Meeting	Presentation
Feb. 27, 2016	State Early Childhood Development Coordinating Council	N/A
Feb. 28, 2017	Ward 8 Community Meeting	Presentation
Feb. 28, 2017	LEA Institute: "It Takes a City to Ensure Every Student Succeeds"	Conference Materials
Summer and Fall 2016 (ongoing)	Vision for DC Education Survey	Survey
Fall 2016	Accountability Measures Survey	Final Results Presentation Survey

Public Engagement for 2022 ESSA State Plan Amendment

Public engagement session schedule was posted on the [OSSE ESSA webpage](#) with presentation materials and a survey to gather feedback from those regardless of whether they attended the session or if they simply reviewed the materials. Specific stakeholder engagement sessions in addition to presentations to the SBOE in March, May, June, and July

Date(s)	Group
March 2, March 16, March 30, April 6, April 20, May 4, May 23	LEA Data Managers and Accountability Task Force Members
March 17	EmpowerEd
April 5, April 13, April 21, April 27, and May 19	Ward Education Councils
April 14 and April 21	Advocacy organizations
April 19 and April 25	Parent groups
April 12	PAVE
April 26	DFER and Education Reform Now
March 17 and May 26	Title I Committee of Practitioners
May 17	Teacher Advisory Council
May 18	Principal Advisory Council
April 11 and April 25	Student Advisory Committee
May 5	State Advisory Panel on Special Education
May 11	State Title III Advisory Committee

-
- ⁱ Nichols-Barrer I, Place K, Dillon E, Gill, B. [Predictive Validity of MCAS and PARCC: Comparing 10th Grade MCAS Tests to PARCC Integrated Math II, Algebra II, and 10th Grade English Language Arts Tests](#). 2015 Oct.
- ⁱⁱ Attendance Works and Applied Survey Research. [Attendance in early elementary grades: Associations with student characteristics, school readiness, and third grade outcomes](#). 2011 July. Attendance Works, San Francisco SF.
- ⁱⁱⁱ Allensworth EM, Gwynne JA, Moore P, de la Torre, M. [Looking forward to high school and college: Middle grade indicators of readiness in Chicago Public Schools](#). 2014 Nov.
- ^{iv} Allensworth EM, Easton JQ. [What matters for staying on track and graduating in Chicago public high schools](#), 2007 July.
- ^v Bruner C, Discher A, Chang H. [Chronic elementary absenteeism: A problem hidden in plain sight](#), 2011 Nov.
- ^{vi} Grigg, J. [School enrollment changes and student achievement growth: A case study in educational disruption and continuity](#). *Sociology of Education*. 2012 Oct; 85(4): 388-404.
- ^{vii} District of Columbia Office of the State Superintendent of Education. [The State of Pre-K in the District of Columbia](#). 2020 Aug.
- ^{viii} For examples see information about [High/Scope Perry Preschool Project](#) and [Abecedarian Project](#) among others.
- ^{ix} Mashburn AJ, Pianta RC, Hamre BK, Downer JT, Barbarin OA, Bryant D, Burchinal M, Early DM, Howes C. [Measures of classroom quality in prekindergarten and children's development of academic, language, and social skills](#). *Child Development*. 2008 May-Jun;79(3):732-49. Center for Advanced Study of Teaching and Learning, University of Virginia, Charlottesville VA.
- ^x Sabol TJ, Soliday Hong SL, Pianta RC, Burchinal MR. [Can rating pre-K programs predict children's learning?](#) *Science*. 2013 Aug; 341: 845-46.

ⁱ DC counts SAT as school quality or student success metric and not an academic achievement metric.