



DEPARTMENT OF ENERGY AND ENVIRONMENT

FY 2023 PERFORMANCE ACCOUNTABILITY REPORT

JANUARY 16, 2024

CONTENTS

Contents	2
1 Department of Energy and Environment	3
2 2023 Accomplishments	4
3 2023 Objectives	8
4 2023 Operations	9
5 2023 Strategic Initiatives	11
6 2023 Key Performance Indicators and Workload Measures	20

1 DEPARTMENT OF ENERGY AND ENVIRONMENT

Mission: The mission of the Department of Energy and Environment (DOEE) is to improve the quality of life for the residents and natural inhabitants of the nation's capital by protecting and restoring the environment, conserving our natural resources, mitigating pollution, increasing access to clean and renewable energy, and educating the public on ways to secure a sustainable future.

Services: DOEE is the leading authority on energy and environmental issues affecting the District of Columbia. Using a combination of regulations, outreach, education, and incentives, our agency administers programs and services to fulfill our mission. We work collaboratively with other government agencies, residents, businesses, and institutions to promote environmentally responsible behavior that will lead to a more sustainable urban environment.

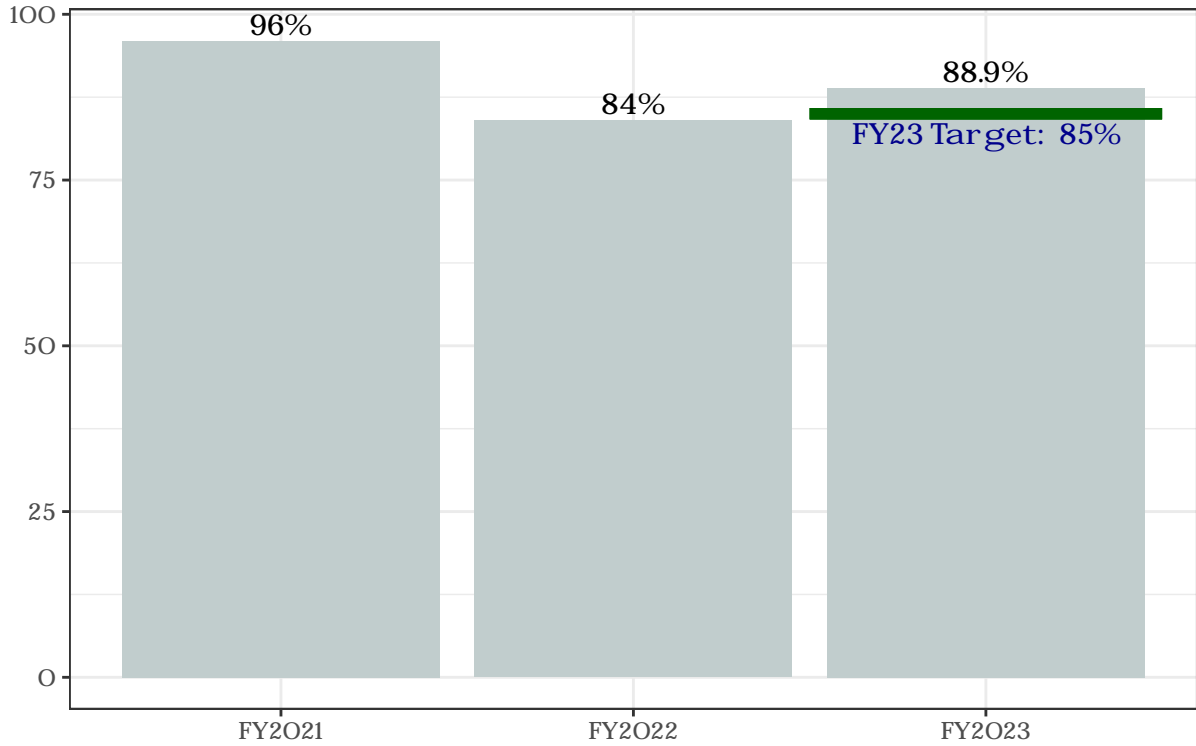
2 2023 ACCOMPLISHMENTS

Accomplishment	Impact on Agency	Impact on Residents
<p>In FY23, DOEE secured federal and local money to begin the FloodSmart Homes program that provides a free home assessment and free installation of upgrades to homes with flooding risks that need to be made more resilient. Additionally, the Flood Task Force finalized its report.</p>	<p>The Flood Smart homes assessment program allowed our agency to provide a critical service to residential properties in the 100-year floodplain (over 93% are within Wards 7 and 8) to improve their resiliency to flooding events. Moreover, the finalization of the Flood Task Force report helped our agency to maintain momentum on critical programs that will increase resiliency to flooding events across the District.</p>	<p>In FY23, DOEE’s contractor assessed 65 homes for flood risks and provided the owners with an assessment report that includes recommendations for home upgrades and an elevation certificate. Reports included information about the feasibility of elevating the house and summarized smaller scale recommendations, such as lifting utilities, installing GFCI breakers, and installing flood vents. DOEE’s grantee was able to complete the installation of upgrades for 10 homes (at no cost to the homeowner) by the end of FY23 and distribute 65 emergency kits to all homes assessed, which include weather radios, moisture detectors, first aid supplies, and deployable flood barriers. Additionally, the Flood Task Force published its final report in August 2023, which includes 27 Action Plans that provide a roadmap for potential work to be done over the next 10 years to make the District more flood resilient. The action plans are leading to equitable ways to reduce the risk of water damage from coastal, interior, riverine, and sewer back up floods in the District, as well as ways to reduce financial impacts of flooding on low- and fixed-income homeowners. The Task Force prioritized the protection of vulnerable populations, maintenance of the District’s affordable housing stock, increasing the District’s housing supply in a safe and resilient manner, supporting ongoing economic development, and mitigating disparities in real estate access and equity.</p>

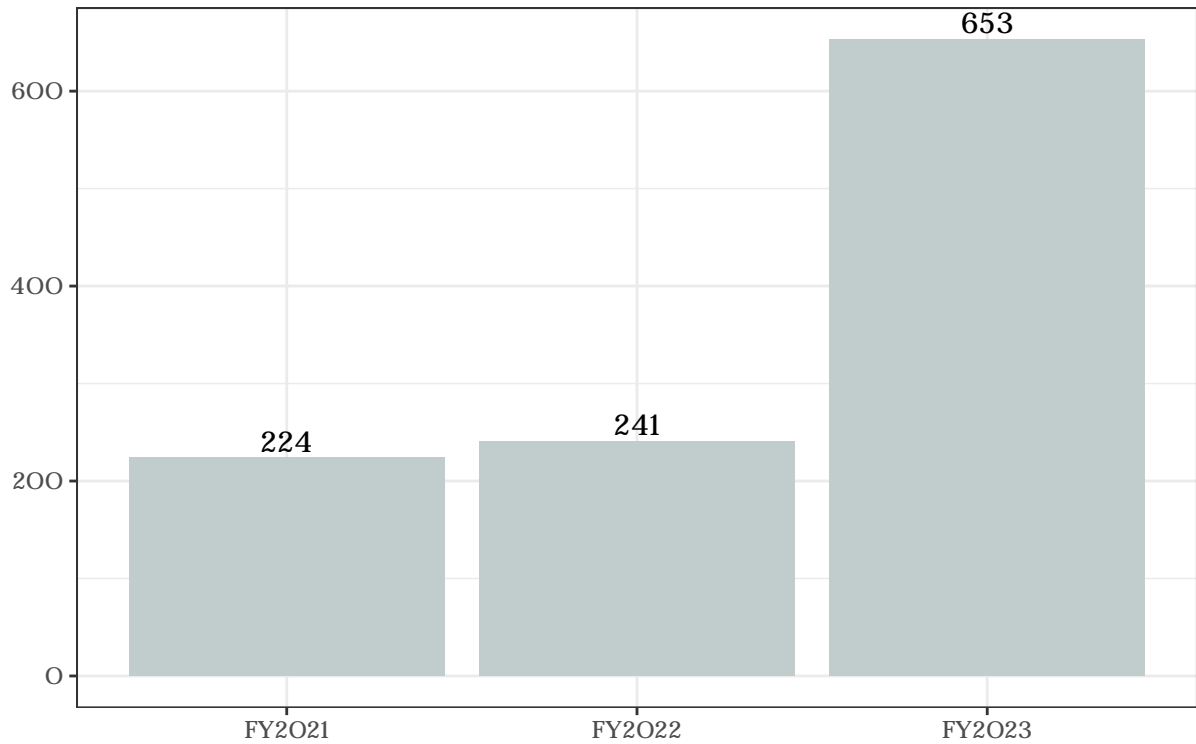
(continued)

Accomplishment	Impact on Agency	Impact on Residents
In FY23, we implemented the full Green Infrastructure Maintenance program.	This effort has added three new staff to DOEE and a new level of public service for this critical infrastructure, and it will allow the District to stay in compliance with its federally issued stormwater permit under the Clean Water Act.	Fully standing up this program impacted DC residents in several ways. First, having fully maintained green infrastructure (GI) practices reduces pollution to District waterways, helping to make them fishable and swimmable. Second, well maintained GI generates greenspace, improves property values, and reduces urban heat island impacts. Third, the effort is educating the public by developing signage to help them understand these practices and make it easier for them to submit 311 requests for their maintenance. Finally, the program benefits District residents by both training and employing citizens, particularly ones from underserved communities and returning citizens.
In FY23, DOEE completed data collection for a hyperlocal mobile air quality monitoring pilot project.	The data will help Air Quality Division staff pinpoint solutions to air quality issues in these communities and support data-driven solutions.	The neighborhoods of Ivy City, Brentwood, Mayfair, and Buzzard Point (all of which have been historically overburdened by air pollution) will have greater knowledge of the health of their community's air quality and rates of exposure.

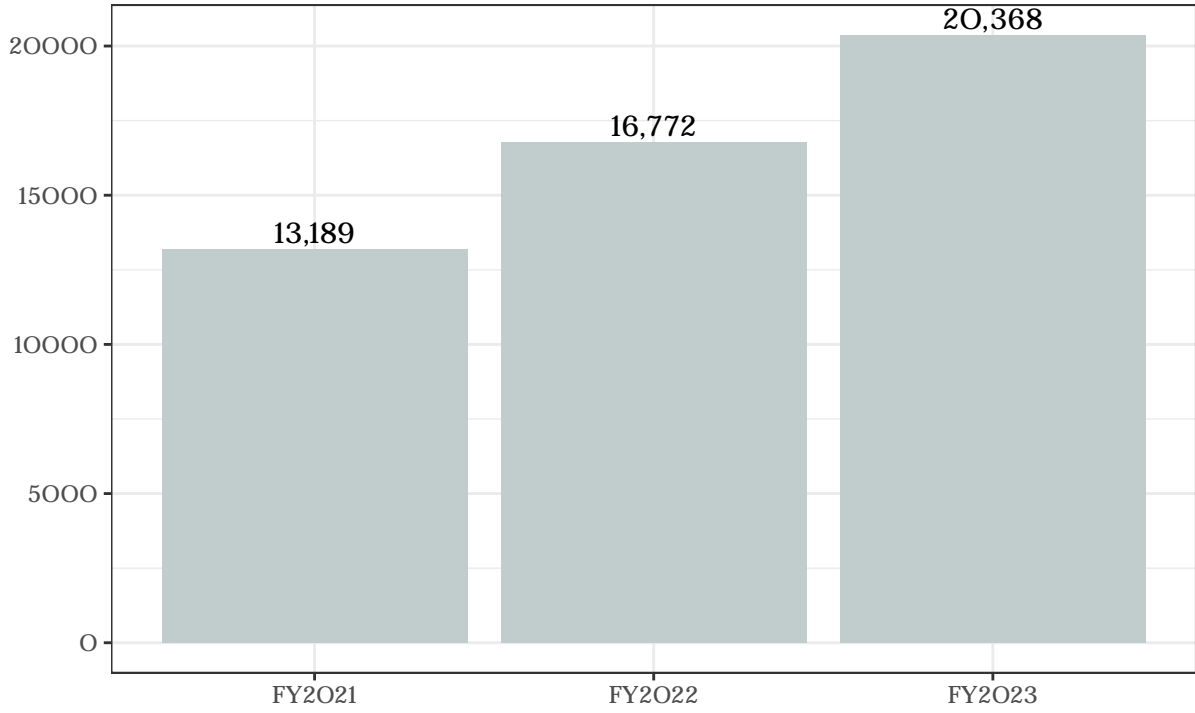
Compliance rate of energy benchmarking for public buildings and buildings over 25000 sq ft



Number of residents receiving assistance under the Lead Pipe Replacement Assistance Program



Number of low-income households receiving home energy assistance through the Low-Income Home Energy Assistance Program (LIHEAP)



3 2023 OBJECTIVES

Strategic Objective

Conserve the natural environment and wildlife of the District, and restore and protect aquatic resources from pollution and degradation

Protect the public health of all District residents by improving the environment in areas related to air, soil, and indoor pollution

Reduce the energy burden on the District's most vulnerable and low income populations, reduce overall energy consumption, and increase the use of renewable energy generated in the District, and enhance reliability, resiliency and environmental performance of energy systems in the District.

Increase engagement with District residents and businesses in an equitable way to increase understanding and adoption of sustainability practices, and implement programs and policies that ensure the District remains a national and international leader in sustainability and climate change.

Administer efficient and effective environmental enforcement operations, strategies, and outreach that bring polluters into compliance with the District's environmental laws

Create and maintain a highly efficient, transparent, and responsive District government.

Reduce the water burden on the District's most vulnerable and low-income populations by helping with water utility assistance and through residential services related to lead.

4 2023 OPERATIONS

Operation Title	Operation Description
Conserve the natural environment and wildlife of the District, and restore and protect aquatic resources from pollution and degradation	
Natural resources services performed by agency: Daily Service	The DOEE Natural Resources Administration oversees fisheries and wildlife, water quality, watershed protection, and stormwater management in the District. It provides certification, review, and technical services to businesses, Federal and District government agencies, and District residents through licensing, inspections, monitoring, permitting, and technical assistance. It also provides natural resources education and outreach and demonstrates new technologies to protect natural resources.
Protect the public health of all District residents by improving the environment in areas related to air, soil, and indoor pollution	
Environmental health services performed by agency: Daily Service	The DOEE Environmental Services Administration works to reduce hazards and contaminants in District land, air, water, and homes by certifying facilities and professional service providers, reviewing plans, issuing permits, conducting inspections, and recommending new policy directions. Specific programs include lead poisoning prevention, healthy homes, radon exposure, mold remediation licensing, air quality, pesticides, hazardous waste, underground storage tanks, and contaminated site remediation.
Reduce the energy burden on the District's most vulnerable and low income populations, reduce overall energy consumption, and increase the use of renewable energy generated in the District, and enhance reliability, resiliency and environmental performance of energy systems in the District.	
Energy services provided by agency: Daily Service	The DOEE Energy Administration provides advice and recommendations to the Mayor on current or impending energy related problems, and serves as the lead entity to develop and implement a comprehensive long-range District energy plan to achieve maximum effective management and use of present and future sources of energy. It administers energy efficiency and renewable energy programs that help District residents use less energy and generate on-site clean energy, and provides direct financial assistance and discounts to low-income residents to help off-set their energy bills.
Increase engagement with District residents and businesses in an equitable way to increase understanding and adoption of sustainability practices, and implement programs and policies that ensure the District remains a national and international leader in sustainability and climate change.	
Sustainability and engagement activities performed by the agency: Daily Service	The DOEE Urban Sustainability Administration develops innovative policy and programming to address environmental challenges and increase sustainability in the District. It coordinates programs and communications with sister agencies, the Mayor's office, and non-government stakeholders to promote widespread adoption of sustainable practices through implementation of the District's Sustainable DC Plan, waste reduction initiatives, green building policy and programs, greenhouse gas emission reductions, and climate change resiliency planning.
Administer efficient and effective environmental enforcement operations, strategies, and outreach that bring polluters into compliance with the District's environmental laws	

(continued)

Operation Title	Operation Description
Enforcement services performed by the agency: Daily Service	The DOEE Office of Enforcement and Environmental Justice develops and implements effective practices to support DOEE enforcement efforts. The office works directly with DOEE's environmental enforcement programs by coordinating planning, providing training, developing standard procedures, and managing the civil infractions program. The office serves as the lead agency contact for enforcement matters involving U.S. Environmental Protection Agency (EPA) Region 3.
Create and maintain a highly efficient, transparent, and responsive District government.	
Operation services performed by the agency: Daily Service	Agency Support
Reduce the water burden on the District's most vulnerable and low-income populations by helping with water utility assistance and through residential services related to lead.	
Utility assistance and residential services provided by agency: Daily Service	The DOEE Utility Affordability Administration administers energy efficiency and weatherization programs that help District residents use less energy and provides direct financial assistance and discounts to low-income residents to help off-set their energy and water bills.

5 2023 STRATEGIC INITIATIVES

In FY 2023, Department of Energy and Environment had 16 Strategic Initiatives and completed 31.25%.

Title	Description	Update
Enhance Energy Resilience	In FY23, DOEE will facilitate the interconnection of at least 1 MWhrs of behind-the-meter battery storage paired with new or existing solar to the grid at residential and commercial properties to enable islanding in the event of a blackout, maximize on-site solar power utilization, and improve resilience. DOEE will identify existing SFA I&E grant recipients and potentially others that provide NEM solar to MF buildings and work with them to amend their grant or award a new grant or facilitate a relationship with the DC SEU to be the recipient of grant funding through a competitive process to heavily subsidize the purchase of a battery and support with technical support the interconnection requests to enable the islanding function of the battery. Will work with grant recipients to ensure that they meet the single-customer microgrid designation as prescribed by the PSC in its recently established Microgrid Rule Makings.	Completed to date: 25-49% A Request for Applications for the DC Energy Storage Grant Program was published in August, and applications are currently being reviewed by DOEE and federal personnel.

Launch the District's Appliance Standards Program

In FY23, DOEE will launch the District Appliance Efficiency Standards (DAES) Program. The DAES Program establishes minimum energy and water efficiency standards for certain products that can be sold, rented, leased, or installed in the District. As part of the DAES Program DOEE will: (1) develop a process and/or guidance for manufactures to test, certify, & label products that meet the efficiency standards; (2) provide education and outreach to retailers, distributors, and installers to assist with compliance; (3) conduct inspections to verify compliance; (4) take appropriate enforcement actions on entities that are out of compliance; and (5) analyze current Program standards and market data to track and assess Program progress and make Program recommendations.

Completed to date: 25-49%

The Mayoral Order delegating authority to DOEE to implement the District Appliance Efficiency Standards (DAES) Program was signed by the Mayor paving the way for the rulemaking process to begin. The legislative amendments necessary to enable enforcement of the program are at the tail end of the IQ process.

Decarbonization of Energy in LMI Households

In FY23, DOEE will convert 15 households from fossil-fuel based systems to electricity-based systems. DOEE will identify households that are currently utilizing fossil-fuel based sources such as delivered oil or natural gas. DOEE will work with these households to install the heavy-up that may be needed as well as the new electricity-based equipment. DOEE will track program progress, lessons learned, and barriers to implementation.

Completed to date: 50-74%

This quarter, we continued to face barriers to implementation due to clients' unwillingness to provide required documentation. Four clients from the DCSEU referral process were not willing to provide the necessary information to determine income eligibility. Several clients are queued to receive lead remediation and weatherization services in FY24 once we are cleared to implement services. We encountered significant delays because of residents' unwillingness to provide required documentation to prove income eligibility.

Targeted Outreach to 100 LIHEAP-Assisted Households with the Highest Energy Burden

In FY23, DOEE will identify 100 assisted households in the District and implement a case management and referral approach in order to reduce these households overall energy burden. DOEE will conduct surveys, case management, and other outreach in order to determine the possible sources or reasons for unusually high usage. Once the causes are identified, DOEE will link the household with available resources such as weatherization and solar for all in order to reduce their over energy demand.

Completed to date: Complete

In an effort to streamline the holistic approach for residents, DOEE developed an online application. The online application has a splash page that can be leveraged as a one-stop-shop for residents to become aware of any other residential service programs offered to District residents. The splash page will allow residents to have access to the non-conventional resources offered from non-profits and government agencies in DC, such as furniture donations, support for addiction services, household cleaning, pest control, mental health services, landscaping, meal services, housing counseling, financial literacy and many other resources to improve the quality of living for residents in the District.

SDC 10-year Update Targets Analysis

In FY23, DOEE will manage the launch of the required 10-year update to the Sustainable DC (SDC) Plan in FY24. DOEE will review SDC 2.0 to analyze the Plan's impact on racial equity and complete an in-depth assessment of progress towards meeting the Plan's 35 targets. The analysis and proposed recommendations for the 10 year plan will help ensure work focused in the second half of the Plan's trajectory is anchored in racial equity and meaningful targets.

Completed to date: Complete

Two consultant projects (one focused on conducting a racial equity impact assessment on the current plan and the other focused on improving the targets in the plan) are now complete, and we have received recommendations for adjusting content in what will be Sustainable DC 3.0.

Battery Stewardship Program Launch

In FY23, DOEE will launch the District's Battery Stewardship Program as mandated by the Zero Waste Act of 2020. DOEE will review the Battery Stewardship Organization's (BSO) first ever Battery Stewardship Plan, provide feedback, and guide the launch of citywide battery collection sites for residential recycling. DOEE's efforts will include outreach and education to residents about the new program, oversight of the BSO's plan implementation, and initial enforcement.

Completed to date: Complete

DOEE approved Call2Recycle's revised battery stewardship plan on August 4, finalizing steps for program implementation and a deadline for collection sites to be open and available to the public by November 2, 2023. The battery disposal ban took effect on August 1, 2023. DOEE ran an extensive ad campaign in FY23 announcing the forthcoming collection sites in August and September. DOEE is drafting the final infractions rulemaking.

Heat Ambassador Program Development

In FY23, DOEE will continue to build on the launch of Keep Cool DC, the District's heat adaptation strategy. DOEE will begin implementation by developing a proposal for a heat "ambassador" program, focusing on heat safety for vulnerable residents. This work is modeled on the well-regarded Hunts Point program in NYC, and will involve collaborating with HSEMA, ServeDC and/or other agencies to develop a proposal for a program through which volunteers check on vulnerable residents during heat emergencies.

Completed to date: Complete
Informed by DOEE's research and proposal, Serve DC has proposed an extreme weather volunteer program that leverages the District's 141 CERT volunteers. The program will require an additional FTE at Serve DC to be fully implemented.

Finalize Rail Fee Regulation

In FY23, DOEE will complete the process of implementing the proposed Rail Fee Regulations and develop a protocol for auditing the number of rail cars entering and leaving the District of Columbia. Rail personnel is currently working with DOEE's legal team to address comments regarding the Rail Fee Regulations, NPRM. Upon completion of the rulemaking, DOEE will develop a Standard Operating Procedure (SOP) to facilitate auditing rails cars entering and leaving the District.

Completed to date: 50-74%
DOEE's legal team has committed to prioritizing the finalization of the rail fee regulation still under review.

Implement the EPA LUST Cleanup Performance Pool Project

In FY23, DOEE will implement the EPA LUST Cleanup Performance Pool Project to improve cleanup and case closure of 1 to 6 LUST sites in Environmental Justice locations in the District. This includes site assessments, UST removals, remediation, community involvement, and associated activities in corrective action. This initiative included partnership and funding from EPA Region 3, DOEE will work with EPA, Tetra Tech Consultants, the Responsible Parties, stakeholders, and communities in these locations to investigate the status of contamination and to implement corrective action. By the end of this process a few more communities in environmental justice areas should be educated/informed of LUST issues and see an improvement in the cleanup of contamination. This should reduce the LUST backlog of contaminated sites and bring closure to long-outstanding sites.

Completed to date: 50-74%

Three of six sites were cleaned up or closed in FY23, and the remaining three are expected to be closed by the end of the calendar year using federal funds.

Implement a New Operational Water Compliance Plan

In FY23, DOEE will develop, implement, and evaluate a new Operational Water Compliance Plan. The plan will incorporate requirements of D.C. Law 22-21, Childhood Lead Exposure Prevention Amendment Act of 2017 and facility specific strategic preventative measures for reducing or eliminating sources of lead in water. The plan will also include training child development facility Directors and staff, and provide coordinated onboarding efforts for new facilities with OSSE.

Completed to date: Complete

Successfully completed the first phase of Quality Assurance/Compliance to ensure primary prevention is lateral across all childcare facilities.

Hyperlocal
Monitoring
District-
Wide
Expansion

In FY23, DOEE will expand the hyperlocal monitoring pilot program to cover a robust geography of the District and a diversity of time periods and other scenarios. DOEE will use this data to better inform regulation development and other air quality programs. Data collected from the program will be made publicly available to the affected communities. The contractor and DOEE will work to partner with community groups in overburdened communities to examine the data and hold webinars to engage the community with the data. We expect data collection to commence early in FY23 and continue throughout the year.

Completed to date: 0-24%

Work on year 1 is expected to be completed in November 2023, and work on year 2 will commence subsequently.

Implement
3rd Party
ESC
Inspection
program in
DCRA
Tertius
Application

In FY23, DOEE will implement the first 3rd party inspection program for compliance monitoring of erosion and sediment control pre-construction inspections and final stabilization inspections of minor projects that require a DOEE approved Erosion and Sediment Control Plan. The program will be implemented as a module in the already implemented DCRA Tertius Program.

Completed to date: 75-99%

The Tertius Erosion and Sediment Control Inspection Marketplace launch date was pushed back from October 9 to October 30 to account for text edits to pages and forms for consistent terminology and a change in the business rules to allow multiple compliance monitoring inspections per project.

New
Monitoring
and
Analytical
Tools to
Inform
Swimming
Decision-
Making

In FY23 (Year 1), DOEE will complete multiple studies to investigate new monitoring methods and analytical tools to enhance current capability to determine if water quality conditions allow for safe swimming, including: 1) rapid molecular sampling methods that can provide same-day results regarding fecal coliform bacteria concentrations; 2) novel fluorometric methods that may provide ability for real-time monitoring of bacterial concentrations; and 3) predictive modeling to forecast when water quality will support swimming based on environmental conditions. DOEE will also engage local stakeholders to develop a plan for an evidence-based monitoring program to support swimming. DOEE staff will also seek to engage experts from at least 3 other cities with urban beach/swimming programs to gain insight into how they have or are planning to support swimming in urban waters.

Completed to date: 25-49%
Sample collection and analysis for the two studies to investigate new monitoring methods started in July 2023. Samples are being collected for the period of one year. The USGS was able to collect a full season of data (in situ water quality data, E. coli grab samples, Fluidion, etc.) at an Anacostia River site. USGS is nearing completion of a conceptual model regarding bacteria dynamics in the Anacostia River.

Integrated
Flood
Model

In FY23 (Year 2), DOEE will continue to implement the Integrated Flood Model (IFM). With IFM, DOEE will be able to develop maps of where flooding is expected to occur, now and in a future with heavier rain and sea level rise. There are areas of the city that are vulnerable, and with these maps, we will be able to identify all DC's flood risk areas, do more targeted outreach to flood vulnerable residents, and propose infrastructure in places that we know will reduce flood risk in neighborhoods that need it the most. DOEE expects to see the following deliverables: A Systems Architecture Document (that shows final decisions on how the IFM will be constructed), a Detailed Workplan (updating the project delivery schedule based on the contractors review of available data and decisions from Systems Architecture Document), field surveys of pipe and sewer systems to calibrate the model, and initial drafts of first maps showing the District's flood risk.

Completed to date: 0-24%

This past quarter, the project team completed interior modeling work across the District. The next steps are to integrate the riverine flood model and calibrate the entire model together. The second inter-agency Model Advisory Group meeting was held on September 19. The project team continued work on the framework for the model's user interface and is working on the draft Systems Architecture Document to identify IT system needs for hosting the model. Work will continue in FY24.

FloodSmart Homes

In FY23, DOEE will begin the rollout and implementation of FloodSmart Homes. Key milestones include: awarding a contract for the assessments of individual homes; developing and issuing an RFA to award a grant for a grantee to manage the installation of resilience upgrades identified by the assessments; and conduct public outreach and residents signing up for free assessments. By the end of FY23, DOEE and its contractors and grantees will have conducted some in-home assessments, and will have begun installing initial upgrades. Success in early assessments and upgrades will help spread the word about this program and encourage more and more residents to sign up and become more resilient.

Completed to date: 0-24%

This program is being implemented in two overlapping phases: Professional Assessments of Homes and Installation and Construction of Resilience upgrades. In Q4, the contractor for professional home assessments completed an additional 15 in-home assessments, for a total of 65 assessments completed in FY23. In Q4, the grantee for resilience upgrades delivered flood emergency kits to 70 homes, delivered flood barriers to 62 homes, elevated outdoor HVAC units in 8 homes, elevated electric mechanicals in 8 homes, waterproofed 1 home, and installed flood vents in 1 home. Of the 65 homes assessed in FY23, recommended resilience upgrades were fully installed in 8 homes, all in the last two months of FY23. Home assessments will continue in FY24 using FEMA grant funding; however, construction of resilience upgrades will not be performed due to insufficient funding.

Green Stormwater Infrastructure Maintenance

In FY23, DOEE will maintain 4,000 Green Stormwater Infrastructure (GSI) facilities through GSI and train 25 people through GSI maintenance training grants. Additionally DOEE will develop a GSI signage plan for District owned facilities. The agency will assess existing 1,000 GSI facilities to understand their condition, and will maintain 2,000 GSI facilities through contracting vehicles. Finally while the agency uses a cooperative agreement as a bridge contract it will, with the aid of OCP, develop and issue a solicitation for the long-term maintenance of District-owned and District-installed GSI.

Completed to date: 75-99%

The assessment contractor has completed 850 assessment and is on track to complete 1,000 assessments (including assessment of stream restoration and regenerative stormwater conveyance projects) before their contract expires in two months. A letter of contract for Green Stormwater Infrastructure (GSI) maintenance was issued in August, and 125 bioretentions were maintained. Additionally, the GSI maintenance grantee completed maintenance of 300 best management practices in Q4. Lastly, another 10 bioretentions were maintained using small procurement contracts for non-routine/as-needed work to respond to complaints. GSI training grantees enrolled 20 new participants in the current cohort, which ends CY23. Phase 2 Enhancements to the Salesforce asset management database began, including discovery sessions to build the new inspections & enforcement complaints module and work with OUC to create a new 311 Service Request. The GSI sign program has moved into the final phase of schematic design and review/approvals, and this project is on track to move into the first phase of implementation (fabrication and installation) in CY24.

6 2023 KEY PERFORMANCE INDICATORS AND WORKLOAD MEASURES

Key Performance Indicators

Measure	Directionality	FY 2021	FY 2022	FY 2023 Q1	FY 2023 Q2	FY 2023 Q3	FY 2023 Q4	FY 2023	FY 2023 Target	Was 2023 KPI Met?	Explanation of Unmet KPI
Conserve the natural environment and wildlife of the District, and restore and protect aquatic resources from pollution and degradation											
Number of trees planted by DOEE to help the District meet its goal of 40 percent tree canopy coverage by 2032	Up is Better	3,290	4,098	1,371	920	1,198	399	3888	3,500	Met	
Percent of District land retrofitted with green infrastructure that prevents stormwater runoff from becoming pollution	Up is Better	5.2%	5.6%	Annual Measure	Annual Measure	Annual Measure	Annual Measure	5.9%	6%	Nearly Met	The number of green infrastructure retrofits implemented each year is highly dependent (~80%) on development projects. There is about a 1.5-2 year lag between when construction plans are approved and when projects are constructed. The projects constructed in FY23 were primarily approved in FY21, when we saw a reduction in projects due to the pandemic. The plan approvals from FY18-23 show a downward trend with a low in FY21.
Protect the public health of all District residents by improving the environment in areas related to air, soil, and indoor pollution											
Compliance rate of underground storage tanks inspected	Up is Better	96.5%	98.2%	92%	80%	89.3%	72.7%	89%	82%	Met	
Percentage of properties with identified lead-based paint hazards that are issued an Enforcement Order or a Notice related to the identification of a lead-based paint hazard within 28 days of the property's risk assessment	Up is Better	92.7%	100%	100%	100%	83.3%	88.9%	93.5%	90%	Met	

Key Performance Indicators (continued)

Measure	Directionality	FY 2021	FY 2022	FY 2023 Q1	FY 2023 Q2	FY 2023 Q3	FY 2023 Q4	FY 2023	FY 2023 Target	Was 2023 KPI Met?	Explanation of Unmet KPI
Percent of lead-safe and healthy housing clients who are referred to DOEE that receive an initial contact call or letter in accordance with the Healthy Housing Standard Operating Procedures	Up is Better	New in 2023	New in 2023	100%	94.9%	100%	100%	98.6%	New in 2023	New in 2023	
Reduce the energy burden on the District's most vulnerable and low income populations, reduce overall energy consumption, and increase the use of renewable energy generated in the District, and enhance reliability, resiliency and environmental performance of energy systems in the District.											
Compliance rate of energy benchmarking for public buildings and buildings over 25,000 sq ft	Up is Better	96%	84%	Annual Measure	Annual Measure	Annual Measure	Annual Measure	88.9%	85%	Met	
Number of low-income households receiving solar installations/benefits	Up is Better	2,829	1,091	754	426	362	463	2005	2,000	Met	
Increase engagement with District residents and businesses in an equitable way to increase understanding and adoption of sustainability practices, and implement programs and policies that ensure the District remains a national and international leader in sustainability and climate change.											
Percent of all actions in the current Sustainable DC Plan that are complete	Up is Better	8.4%	12%	12%	12.6%	12.6%	12.6%	12.6%	15%	Unmet	The number of completed actions increased from 20 to 21 while the number of actions not started dropped from 4 to 3. Additionally, the number of actions with some or significant progress increased from 95 to 117. There were shifts in progress, even if few actions were completed.
Percent of greenhouse gas emissions reduction from the 2006 baseline year to meet 2050 goal	Up is Better	31%	Not Available	Annual Measure	Annual Measure	Annual Measure	Annual Measure	36.5%	36%	Met	
Administer efficient and effective environmental enforcement operations, strategies, and outreach that bring polluters into compliance with the District's environmental laws											
Air monitoring network performance- Percent of data captured for submitting to EPA's national air quality database	Up is Better	95.8%	96%	90%	94%	96%	96%	94%	75%	Met	
Rate of Compliance with District Environmental Law Detected through Inspections	Up is Better	86%	62.1%	Annual Measure	Annual Measure	Annual Measure	Annual Measure	75.4%	75%	Met	

Workload Measures

Measure	FY 2021	FY 2022	FY 2023 Q1	FY 2023 Q2	FY 2023 Q3	FY 2023 Q4	FY 2023
Natural resources services performed by agency							
Number of RiverSmart Homes audits performed	1,321	1,068	111	352	299	410	1172
Number of Bag Law inspections	156	458	67	141	206	139	553
Number of Food Service Ware inspections	253	257	50	49	83	79	261
Number of Construction Stormwater Inspections	707	764	174	114	199	141	628
Number of Stormwater Management Plan Maintenance Notices issued	41	178	0	10	7	16	33
Number of Aquatic Resources Education Center program participants	1,147	3,764	1,031	253	1,885	544	3713
Number of Soil Erosion and Sediment Control plans Approved	New in 2023	New in 2023	255	312	281	289	1137
Number of Stormwater Management plans Approved	New in 2023	New in 2023	49	56	31	39	175
Number of properties receiving water bill discounts through the RiverSmart Rewards program	New in 2023	New in 2023	158	165	27	155	505
Number of industrial stormwater inspections	52	70	29	27	31	32	119
Number of Stormwater Retention Credit Use Applications Processed	New in 2023	New in 2023	20	17	20	40	40
Environmental health services performed by agency							
Number of Significant Operational Compliance inspections of underground storage tanks conducted	56	74	13	15	28	11	67
Number of hazardous waste inspections conducted	82	97	27	24	4	50	105
Number of pesticide inspections conducted	130	104	1	33	15	20	69
Number of contaminated site clean-ups under regulatory oversight in the District	32	175	135	139	138	134	546
Number of National Emission Standards for Hazardous Air Pollutants (NESHAP) asbestos permits processed	492	498	118	130	134	115	497
Energy services provided by agency							
Amount of solar capacity installed (kW) through DOEE-funded projects	Not Available	6,481.1	0.3	0.4	0.3	1.7	2.7

Workload Measures (continued)

Measure	FY 2021	FY 2022	FY 2023 Q1	FY 2023 Q2	FY 2023 Q3	FY 2023 Q4	FY 2023
Sustainability and engagement activities performed by the agency							
Number of school visits, community meetings, and events where environmental and sustainability programs, activities, and initiatives are promoted	36	40	20	22	19	18	79
Number of social media posts containing environmental and sustainability engagement messaging	1,328	1,613	630	713	742	779	2864
Number of newsletters containing environmental and sustainability engagement messaging	New in 2023	New in 2023	17	17	17	17	68
Enforcement services performed by the agency							
Amount collected from fines and penalties	\$130,414.90	\$272,293.00	\$42,150.00	\$116,106.00	\$55,250.00	\$83,190.00	\$296,696
Number of Notices of Infraction processed	225	223	177	77	123	66	443
Operation services performed by the agency							
Number of participants enrolled in a DOEE workforce training program	Not Available	108	27	25	63	46	161
Number of participants completed a DOEE workforce training program	Not Available	63	23	14	19	26	82
Number of participants in a DOEE workplace training program placed in full-time job post program	Not Available	32	13	11	33	47	104
Utility assistance and residential services provided by agency							
Number of low-income households receiving water assistance through the Low-Income Household Water Assistance Program (LIHWAP)	Not Available	3,565	0	0	0	396	396
Number of low-income households receiving Clean Rivers Impervious Area Charge (CRIAC) Relief	5,523	8,700	1,680	3,077	233	3,824	8814
Number of low-income households receiving energy efficiency measures and services	490	558	0	111	100	313	524
Number of residents receiving assistance under the Lead Pipe Replacement Assistance Program	224	241	89	127	238	199	653

Workload Measures *(continued)*

Measure	FY 2021	FY 2022	FY 2023 Q1	FY 2023 Q2	FY 2023 Q3	FY 2023 Q4	FY 2023
Number of low-income households receiving home energy assistance through the Low-Income Home Energy Assistance Program (LIHEAP)	13,189	16,772	5,713	6,700	4,155	3,800	20,368