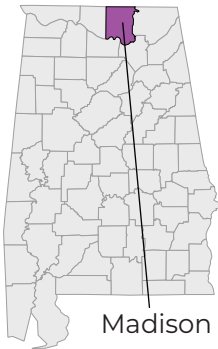


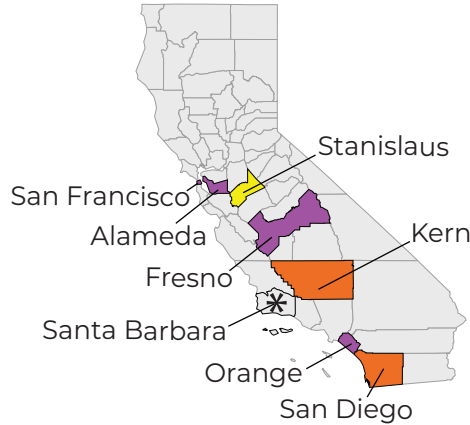
## NDEWS Hotspot Alerts October 26 – November 1, 2023: Heroin, methamphetamine, opioid and non-opioid 911 dispatches

● Heroin   ● Methamphetamine   ● Opioid   ● Non-opioid   ✱ More than one alert

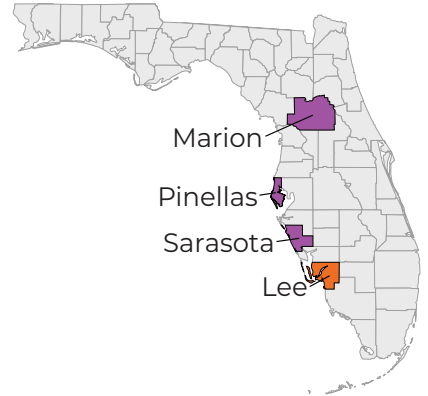
### Alabama



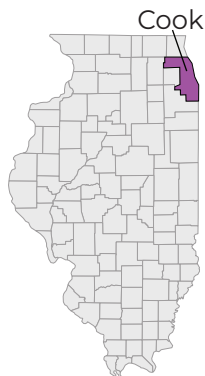
### California



### Florida



### Illinois



### Kentucky



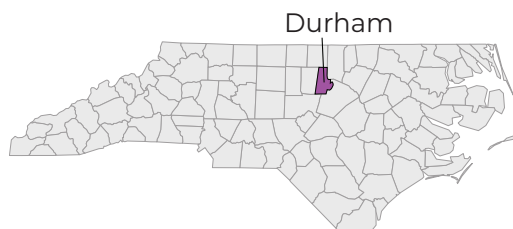
### Michigan



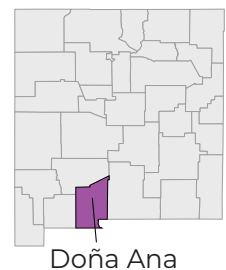
### Minnesota



### North Carolina



### New Mexico



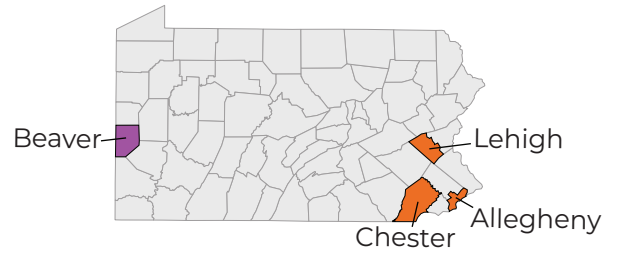
# Heroin, methamphetamine, opioid and non-opioid 911 dispatches

- Heroin
- Methamphetamine
- Opioid
- Non-opioid
- ✱ More than one alert

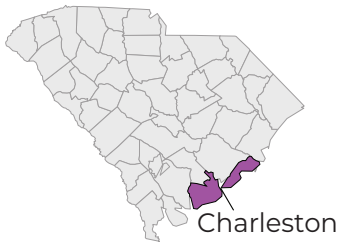
## New York



## Pennsylvania



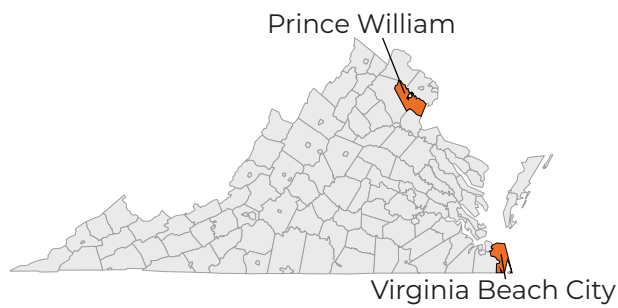
## South Carolina



## Tennessee



## Virginia



## County, alert count, date, and type

County	Count	Date	Dispatch type	County	Count	Date	Dispatch type
Madison, AL	—*	11/1	Opioid	Wayne, MI	29	10/26	Opioid
Alameda, CA	—*	10/26	Opioid	Hennepin, MN	11	10/26	Methamphetamine
Fresno, CA	—*	10/28	Opioid	Durham, NC	11	10/26	Opioid
Kern, CA	13	10/26	Non-opioid	Doña Ana, NM	—*	10/28	Opioid
Orange, CA	19	10/28	Opioid	Bronx, NY	—*	10/27	Heroin
San Diego, CA	—*	10/27	Non-opioid	Kings, NY	24	10/29	Non-opioid
San Francisco, CA	14	10/26	Opioid	Richmond, NY	—*	10/30	Non-opioid
Santa Barbara, CA	—*	10/26	Non-opioid	Westchester, NY	—*	11/1	Non-opioid
Santa Barbara, CA	—*	10/26	Opioid	Beaver, PA	—*	10/26	Opioid
Stanislaus, CA	—*	10/26	Methamphetamine	Chester, PA	10	10/28	Non-opioid
Lee, FL	—*	10/26	Non-opioid	Lehigh, PA	—*	10/29	Non-opioid
Marion, FL	10	10/28	Opioid	Philadelphia, PA	17	10/29	Non-opioid
Pinellas, FL	24	10/28	Opioid	Charleston, SC	—*	10/28	Opioid
Sarasota, FL	—*	10/27	Opioid	Shelby, TN	11	10/27	Opioid
Cook, IL	48	10/28	Opioid	Prince William, VA	—*	10/30	Non-opioid
Jefferson, KY	11	10/27	Non-opioid	Virginia Beach, VA	—*	10/27	Non-opioid
Macomb, MI	—*	10/26	Opioid				

\*Note: Counts less than ten are automatically suppressed.

All dispatch types above follow the guidelines set by the National Emergency Medical Services Information System (NEMSIS). Data is limited to 27 US states with statewide partnerships with biospatial.io: Alabama, Alaska, Arkansas, California, Colorado, Florida, Georgia, Idaho, Illinois, Kansas, Kentucky, Maine, Michigan, Minnesota, Mississippi, Montana, New Mexico, New York, North Carolina, Pennsylvania, Rhode Island, South Carolina, Tennessee, Utah, Virginia, Wisconsin, and Wyoming.

**Opioid-related** dispatches are based on the Enhanced State Opioid Overdose Surveillance (ESOOS) criteria as defined by the state of Rhode Island, intended to detect incidents involving opioid overdose.

**Heroin-related** dispatches are based on the Enhanced State Opioid Overdose Surveillance (ESOOS) criteria as defined by the state of Rhode Island, intended to detect incidents involving heroin overdose. Heroin overdoses are a subset of opioid overdoses.

**Methamphetamine-related** dispatches are based on incidents involving methamphetamine due to terms and phrases found in the record narrative and chief complaint elements.

**Non-opioid-related dispatches** are based on the Virginia Department of Health criteria for incidents involving non-opioid overdoses; indicates events where naloxone administration response is unchanged or worse, or involving ICD-CM-10 tcodes for cocaine, cannabis, LSD, or other unspecified psychodysleptics.