

Technical Description

Pâtisserie and Confectionery

Social and Personal Services



WorldSkills International, by a resolution of the Competitions Committee and in accordance with the Constitution, the Standing Orders and the Competition Rules, has adopted the following minimum requirements for this skill for the WorldSkills Competition.

The Technical Description consists of the following:

1 INTRODUCTION	2
2 THE WORLDSKILLS STANDARDS SPECIFICATION (WSSS)	4
3 THE ASSESSMENT STRATEGY AND SPECIFICATION	11
4 THE MARKING SCHEME.....	12
5 THE TEST PROJECT	15
6 SKILL MANAGEMENT AND COMMUNICATION	18
7 SKILL-SPECIFIC SAFETY REQUIREMENTS	19
8 MATERIALS AND EQUIPMENT	20
9 SKILL-SPECIFIC RULES	30
10 VISITOR AND MEDIA ENGAGEMENT	31
11 SUSTAINABILITY.....	32
12 REFERENCES FOR INDUSTRY CONSULTATION.....	33

Effective 22.08.18



Stefan Praschl
Chair of the Competitions Committee



Michael Fung
Vice Chair of the Competitions Committee

© WorldSkills International (WSI) reserves all rights in documents developed for or on behalf of WSI, including translation and electronic distribution. This material may be reproduced for non-commercial vocational and educational purposes provided that the WorldSkills logo and copyright notice are left in place.

1 INTRODUCTION

1.1 NAME AND DESCRIPTION OF THE SKILL COMPETITION

1.1.1 The name of the skill competition is

Pâtisserie and Confectionery

1.1.2 Description of the associated work role(s) or occupation(s).

The Pâtisserie and Confectionery trades have highly skilled professionals who produce a wide range of intricate and predominantly sweet items. They produce various confectionery products such as hand finished chocolates, candies, and petits fours for service in hotels and restaurants or for retail in specialist shops and outlets. Pâtissiers/Confectioners produce a full range of hot and cold desserts, cakes, biscuits, and iced products for service in luxury/boutique hotels, restaurants and pastry shops for retail sale. They may also produce elaborate display pieces using chocolate, sugar, ice, marzipan, or other decorative materials and ingredients. Some may specialize in producing decorated and themed cakes for special events.

A high degree of specialist knowledge and skill is required.

Pâtissiers/Confectioners will have undergone years of training in order for them to develop the levels of skill required. They will be proficient in a wide range of specialist techniques to produce and decorate confectionery and sweet items. An artistic talent and gastronomic flair are required alongside the ability to work effectively and economically to achieve outstanding results within set timeframes, budgets and dietary constraints.

In some circumstances the Pâtissiers/Confectioners will need to work directly with clients, so good customer service skills are required alongside the ability to discuss a client's needs and to offer advice and guidance. The ability to work on their own initiative is essential.

The Expert practitioner will work using a range of specialist equipment and materials. The

Pâtissiers/Confectioners must take account of the quality of ingredients, respect those ingredients and work to high levels of food hygiene and health and safety.

Pâtissiers/Confectioners are likely to work in high class hotels and restaurants. In some countries it is often the case that specialist retail shops sell hand-made and decorated pastry products, cakes and confectionery will use the skills of the Pâtissiers/Confectioners. Some professionals may work on a self-employed basis and work directly to client's briefs for specialist products.

1.1.3 Number of Competitors per team

Pâtisserie and Confectionery is a single Competitor skill competition.

1.1.4 Age limit of Competitors

The Competitors must not be older than 22 years in the year of the Competition.

1.2 THE RELEVANCE AND SIGNIFICANCE OF THIS DOCUMENT

This document contains information about the standards required to compete in this skill competition, and the assessment principles, methods, and procedures that govern the competition.

Every Expert and Competitor must know and understand this Technical Description.

In the event of any conflict within the different languages of the Technical Descriptions, the English version takes precedence.

1.3 ASSOCIATED DOCUMENTS

Since this Technical Description contains only skill-specific information it must be used in association with the following:

- WSI – Competition Rules
- WSI – WorldSkills Standards Specification framework
- WSI – WorldSkills Assessment Strategy
- WSI Online resources as indicated in this document
- WorldSkills Health, Safety, and Environment Policy and Regulations

2 THE WORLDSKILLS STANDARDS SPECIFICATION (WSSS)

2.1 GENERAL NOTES ON THE WSSS

The WSSS specifies the knowledge, understanding, and specific skills that underpin international best practice in technical and vocational performance. It should reflect a shared global understanding of what the associated work role(s) or occupation(s) represent for industry and business (www.worldskills.org/WSSS).

The skill competition is intended to reflect international best practice as described by the WSSS, and to the extent that it is able to. The Standards Specification is therefore a guide to the required training and preparation for the skill competition.

In the skill competition the assessment of knowledge and understanding will take place through the assessment of performance. There will only be separate tests of knowledge and understanding where there is an overwhelming reason for these.

The Standards Specification is divided into distinct sections with headings and reference numbers added.

Each section is assigned a percentage of the total marks to indicate its relative importance within the Standards Specification. This is often referred to as the “weighting”. The sum of all the percentage marks is 100.

The Marking Scheme and Test Project will assess only those skills that are set out in the Standards Specification. They will reflect the Standards Specification as comprehensively as possible within the constraints of the skill competition.

The Marking Scheme and Test Project will follow the allocation of marks within the Standards Specification to the extent practically possible. A variation of five percent is allowed, provided that this does not distort the weightings assigned by the Standards Specification.

2.2 WORLDSKILLS STANDARDS SPECIFICATION

SECTION		RELATIVE IMPORTANCE (%)
1	Work organization and management	12
	<p>The individual needs to know and understand:</p> <ul style="list-style-type: none"> • Basic principles involved in accurately combining ingredients to achieve optimum results and troubleshooting when results are not as planned. • The manipulation of raw materials through production techniques • Range of ingredients used in pastry work and confectionery including seasons, availability, costs, storage and use • Colour applications, taste combinations and texture co-ordination • Finesse and artistic appreciation in finishing products • The importance of minimization of waste and of sustainability and respect for all ingredients • The importance of effective team work and effective communication within the team and with customers • Responsiveness to unexpected situations and demands • Planning for good time management 	
	<p>The individual shall be able to:</p> <ul style="list-style-type: none"> • Check and prepare tools and equipment to maximize work flow and efficiency • Prioritize and plan work effectively to work within a given time • Show respect for raw materials and finished goods • Use ingredients cost effectively and to minimize waste • Pre-order goods and materials accurately for planned work • Demonstrate inspiration, gastronomic flair and innovation in design and work techniques • Work within a given theme • Follow detailed written and verbal instruction and copy from images • Produce a portfolio for clients that includes images of products and methods of making and presentation, along with a visionary statement if requested • React professionally and effectively to unexpected situations and requests • Formulate and substitute other ingredients to overcome unforeseen shortage • Communicate effectively with colleagues, teams, and clients 	

2	Food hygiene and health (including dietary), safety, and environment	8
	<p>The individual needs to know and understand:</p> <ul style="list-style-type: none"> • Requirements for health including dietary and allergens, safety, and environment, food hygiene and legislation relating to the production, display and sale of products • Legislation and good practice relating to the use and care of speciality tools and equipment and safe working methods • The causes of deterioration of food • Quality indicators for fresh, preserved and dry goods 	
	<p>The individual shall be able to:</p> <ul style="list-style-type: none"> • Work hygienically, taking responsibility for regulations for food storage, preparation, cooking, and service • Respond effectively to overcome adverse environmental conditions which may not be as expected • Pay attention to own cleanliness and appearance at all times • Observe all safety processes and requirements in relation to dietary and allergy information • Prepare accurate menus and account for obligatory declarations such as dietary and allergy information • Ensure all work areas and equipment are cleaned to the highest standards • Work safely and uphold accident prevention regulations • Use tools and equipment safely and within manufacturer's instructions • Store all commodities and made products safely and hygienically 	
3	Cakes, gateaux and entremets	14
	<p>The individual needs to know and understand:</p> <ul style="list-style-type: none"> • A comprehensive range of cakes, gateaux and entremets, classical and contemporary • Methods of production, storage, and presentation of cakes, gateaux and entremets • Specialist tools used in the production of cakes, gateaux, and entremets • Range of ingredients used to produce and decorate cakes, gateaux, and entremets • Variance in international customs and practices and dietary considerations • Different expectations and definitions relating to cakes, gateaux and entremets 	

	<p>The individual shall be able to:</p> <ul style="list-style-type: none"> • Produce a comprehensive range of cakes using various techniques, types of cake and decorations • Construct and finish a comprehensive range of gateaux demonstrating flair and innovation • Produce a comprehensive range of entremets effectively incorporating such layers as sponge, biscuit, creams, custards, ganache, jellies, mousses, fruits etc. • Produce cakes, gateaux, and entremets to a high quality for taste with appropriate combinations, texture, presentation and decoration • Ensure yield products are of consistent and accurate size, weight, quality, and appearance, taking account of portion control and costs and minimizing waste • Combine tastes, textures and colours effectively • Present cakes, gateaux and entremets to maximize appeal and to be appropriate for the occasion, environment and style of service 	
4	Hot, cold, iced and plated desserts	13
	<p>The individual needs to know and understand:</p> <ul style="list-style-type: none"> • A comprehensive range of classical and contemporary hot, cold and iced desserts including methods of production, ingredients, alternative presentations, and costs of production • Allergies and dietary restrictions • The range of ingredients used to produce hot, cold, iced and plated desserts, storage seasons, availability, and costs • How hot, cold, iced and plated desserts can be presented and served in a range of settings and occasions to reflect traditional/classical and contemporary trends • The use and impact of raising agents including yeast, baking powder, egg whites, and any innovative, modern commodities • The range and scope of hot, cold, iced and plated dessert products • Waste management when producing and serving hot, cold, iced and plated desserts 	
	<p>The individual shall be able to:</p> <ul style="list-style-type: none"> • Produce a comprehensive range of hot, cold and iced desserts to a consistently high standard with or without allergens and other dietary considerations • Present plated desserts that are clean, appropriately flavoured, and textured, well-co-ordinated and innovative and balanced • Present desserts for service for a range of settings and occasions such as street-food concepts, buffets, banquets and for fine dining • Produce hot, cold, iced and plated desserts within time constraints and to a consistently high standard • Follow instructions, recipes and dish specifications in order to produce desserts spontaneously by applying prior experience and knowledge • React to ingredient shortages or changes and supplement appropriately • Be mindful of over-production and how to utilise excess with other products • Arrange methods which are feasible to the equipment available 	

5	Confectionery and chocolate	13
	<p>The individual needs to know and understand:</p> <ul style="list-style-type: none"> • Range of chocolate and confectionery items • The methods of tempering chocolate couverture by manual techniques • The types, qualities, and uses of various chocolate couverture and chocolate products • The principle of producing a range of sugar-based products, such as fruit jelly, marshmallow, nougat, nougatine, or any other specialities with a variety of sugars and sugar replacements to respond to dietary needs • Sustainability and ethics of chocolate sources • Safety issues when handling hot sugar products • Dietary and allergen information about the ingredients being used to produce confectionery and chocolates and effective substitution possibilities 	
	<p>The individual shall be able to:</p> <ul style="list-style-type: none"> • Temper chocolate couvertures in order to produce a product with shine and “snap” that does not show signs of fat or sugar bloom • Work with dark, milk, and white chocolate couvertures • Pipe, fill, layer, cut etc. chocolates and confectionery of even size and character. • Dip and coat products using hand dipping forks to achieve neat and fine coverings • Produce and use ganache effectively • Present confectionery and chocolates with style for service or sale • Store confectionery, chocolate and chocolate ingredients and products to maximize life and quality • Produce and use decorations appropriately including caramelized and candied fruits, nuts, herbs, and chocolate shapes (piped, cut, moulded etc) • Accurately produce chocolates and confectionery to specific weights and sizes • Produce and present a range of confectionery products using a variety of skills and ingredients and with regard to any overriding dietary factors • Accommodate unexpected requests and plan work accordingly • Work systematically and safely with hot products 	
6	Miniatures, individual cakes, and petits fours	13
	<p>The individual needs to know and understand:</p> <ul style="list-style-type: none"> • A comprehensive range of products, ingredients including dietary and allergy information, techniques and methods of presentation for miniatures, small cakes, and petits fours • Types of pastries, cakes, sponges etc. and their use in the production and presentation of individual cakes, pastries, miniatures, and petits fours • The use of raising agents for the production of miniatures, individual cakes, and pastries • Specialist tools and equipment used in producing miniatures, individual cakes, and pastries and petits fours 	

	<ul style="list-style-type: none"> • Storage and display of miniatures, individual cakes, pastries, and petits fours • The importance of portion control in a commercial catering operation • Hand piping and preparing products when moulds are not available 	
	<p>The individual shall be able to:</p> <ul style="list-style-type: none"> • Produce a comprehensive range of pastries and use them appropriately including puff, short, choux, sweet, sable, etc. • Produce a comprehensive range of individual cakes, biscuits and petits fours • Produce finished products within a brief to consistent and accurate quality, weight, and size • Produce miniatures, individual cakes, and petits fours based on sweet biscuits and cake combinations including: <ul style="list-style-type: none"> • Dry cakes and pastries; • Glazed and coated cakes and pastries; • Mousses; • Variety of fillings: sponge, crunchy, creams, jellies etc; • Decorations; • Fruits • Present miniatures, individual cakes, and petits fours accordingly to market demands • Handle piping bag and tubes to produce and present individual products consistently 	
7	Presentation pieces	14
	<p>The individual needs to know and understand:</p> <ul style="list-style-type: none"> • The impact of a display or presentation piece • The situations where a presentation piece may be used • The impact of the environment (exposure to heat, light, exposure to dampness) on a presentation piece • The range of materials, tools and techniques that can be used to produce a presentation piece • Specific safety issues relating to sugar work and the handling of specialist equipment • How to achieve dramatic and adept results without relying on specialist-made moulds 	

	<p>The individual shall be able to:</p> <ul style="list-style-type: none"> • Creative designs that reflect personal style or assigned to them and produce elegance with neat forms and finishing • Design presentation pieces demonstrating artistic flair, innovation whilst taking account of the client's needs and any restrictions related to the venue or environment • Produce a chocolate presentation piece employing techniques such as pouring, moulding, cutting, piping, brushing, polishing, and modelling chocolate • Produce a presentation piece using sugar employing techniques such as poured sugar, pulled sugar, blown sugar, moulded sugar, pastillage, nougatine, etc. • Colour sugar and chocolate pieces • Use specialist tools for sugar and chocolate work with minimum pre-made moulds • Work effectively from a brief and set own timescales within allotted periods Produce presentation pieces within prescribed sizes, adjust and manipulate to suit changes which may arise 	
8	Modelling in various media	13
	<p>The individual needs to know and understand:</p> <ul style="list-style-type: none"> • The effect that the process of modelling and moulding has on materials used • The visual impact of displays using modelled forms • The range of materials that can be effectively used to produce modelled forms • Techniques and methods of modelling, moulding, colouring, and presenting modelled forms • Where and when modelling is effective and appropriate to use 	
	<p>The individual shall be able to:</p> <ul style="list-style-type: none"> • Hand mould smooth and crack-free marzipan and sugar paste forms to include a theme or topic assigned to them as figures, fruits, animals, flowers, etc. • Visualise and make the production of any piece as requested from the client verbally or pictorially • Produce hand-moulded forms to correct size and weight • Colour modelled pieces using a variety of techniques including air brushing, painting, flaming, and the use of colours • When appropriate, effectively use modelling tools such as cutters, moulds, and presses • Creative and harmonious design of figures in form and colour composition • Present stylish and co-ordinated displays of models • Decorate with Royal icing and chocolate to highlight features • Observe extreme health and safety procedures when hand-modelling 	
	Total	100

3 THE ASSESSMENT STRATEGY AND SPECIFICATION

3.1 GENERAL GUIDANCE

Assessment is governed by the WorldSkills Assessment Strategy. The Strategy establishes the principles and techniques to which WorldSkills assessment and marking must conform.

Expert assessment practice lies at the heart of the WorldSkills Competition. For this reason, it is the subject of continuing professional development and scrutiny. The growth of expertise in assessment will inform the future use and direction of the main assessment instruments used by the WorldSkills Competition: the Marking Scheme, Test Project, and Competition Information System (CIS).

Assessment at the WorldSkills Competition falls into two broad types: measurement and judgement. For both types of assessment, the use of explicit benchmarks against which to assess each Aspect is essential to guarantee quality.

The Marking Scheme must follow the weightings within the Standards Specification. The Test Project is the assessment vehicle for the skill competition, and also follows the Standards Specification. The CIS enables the timely and accurate recording of marks, and has expanding supportive capacity.

The Marking Scheme, in outline, will lead the process of Test Project design. After this, the Marking Scheme and Test Project will be designed and developed through an iterative process, to ensure that both together optimize their relationship with the Standards Specification and the Assessment Strategy. They will be submitted to WSI for approval together, in order to demonstrate their quality and conformity with the Standards Specification.

Prior to submission for approval to WSI, the Marking Scheme and Test Project will liaise with the WSI Skill Advisors in order to benefit from the capabilities of the CIS.

4 THE MARKING SCHEME

4.1 GENERAL GUIDANCE

This section describes the role and place of the Marking Scheme, how the Experts will assess Competitors' work as demonstrated through the Test Project, and the procedures and requirements for marking.

The Marking Scheme is the pivotal instrument of the WorldSkills Competition, in that it ties assessment to the standards that represent the skill. It is designed to allocate marks for each assessed aspect of performance in accordance with the weightings in the Standards Specification.

By reflecting the weightings in the Standards Specification, the Marking Scheme establishes the parameters for the design of the Test Project. Depending on the nature of the skill and its assessment needs, it may initially be appropriate to develop the Marking Scheme in more detail as a guide for Test Project design. Alternatively, initial Test Project design can be based on the outline Marking Scheme. From this point onwards the Marking Scheme and Test Project should be developed together.

Section 2.1 above indicates the extent to which the Marking Scheme and Test Project may diverge from the weightings given in the Standards Specification, if there is no practicable alternative.

The Marking Scheme and Test Project may be developed by one person, or several, or by all Experts. The detailed and final Marking Scheme and Test Project must be approved by the whole Expert Jury prior to submission for independent quality assurance. The exception to this process is for those skill competitions which use an independent designer for the development of the Marking Scheme and Test Project. Please see the Rules for further details.

Experts and independent designers are required to submit their Marking Schemes and Test Projects for comment and provisional approval well in advance of completion, in order to avoid disappointment or setbacks at a late stage. They are also advised to work with the CIS Team at this intermediate stage, in order to take full advantage of the possibilities of the CIS.

In all cases a draft Marking Scheme must be entered into the CIS at least eight weeks prior to the Competition using the CIS standard spreadsheet or other agreed methods.

4.2 ASSESSMENT CRITERIA

The main headings of the Marking Scheme are the Assessment Criteria. These headings are derived in conjunction with the Test Project. In some skill competitions the Assessment Criteria may be similar to the section headings in the Standards Specification; in others they may be totally different. There will normally be between five and nine Assessment Criteria. Whether or not the headings match, the Marking Scheme as a whole must reflect the weightings in the Standards Specification.

Assessment Criteria are created by the person(s) developing the Marking Scheme, who are free to define criteria that they consider most suited to the assessment and marking of the Test Project. Each Assessment Criterion is defined by a letter (A-I). It is advisable not to specify either the Assessment Criteria, or the allocation of marks, or the assessment methods, within this Technical Description.

The Mark Summary Form generated by the CIS will comprise a list of the Assessment Criteria.

The marks allocated to each Criterion will be calculated by the CIS. These will be the cumulative sum of marks given to each Aspect within that Assessment Criterion.

4.3 SUB CRITERIA

Each Assessment Criterion is divided into one or more Sub Criteria. Each Sub Criterion becomes the heading for a WorldSkills marking form. Each marking form (Sub Criterion) contains Aspects to be assessed and marked by measurement or judgement, or both measurement and judgement.

Each marking form (Sub Criterion) specified both the day on which it will be marked, and the identity of the marking team.

4.4 ASPECTS

Each Aspect defines, in detail, a single item to be assessed and marked together with the marks, or instructions for how the marks are to be awarded. Aspects are assessed either by measurement or judgement.

The marking form lists, in detail, every Aspect to be marked together with the mark allocated to it.

The sum of the marks allocated to each Aspect must fall within the range of marks specified for that section of the skill in the Standards Specification. This will be displayed in the Mark Allocation Table of the CIS, in the following format, when the Marking Scheme is reviewed from C-8 weeks. (Section 4.1)

	CRITERIA								TOTAL MARKS PER SECTION	WSS MARKS PER SECTION	VARIANCE
	A	B	C	D	E	F	G	H			
STANDARDS SPECIFICATION SECTION	1	5.00							5.00	5.00	0.00
	2		2.00				7.50		9.50	10.00	0.50
	3							11.00	11.00	10.00	1.00
	4			5.00					5.00	5.00	0.00
	5				10.00	10.00	10.00		30.00	30.00	0.00
	6		8.00	5.00			5.00	9.00	24.50	25.00	0.50
	7			10.00				5.00	15.00	15.00	0.00
TOTAL MARKS	5.00	10.00	2.00	10.00	10.00	10.00	15.00	20.00	100.00	100.00	2.00

4.5 ASSESSMENT AND MARKING

There is to be one marking team for each Sub Criterion, whether it is assessed and marked by judgement, measurement, or both. The same marking team must assess and mark all competitors, in all circumstances. The marking teams must be organized to ensure that there is no compatriot marking in any circumstances. (See 4.6.)

4.6 ASSESSMENT AND MARKING USING JUDGEMENT

Judgement uses a scale of 0-3. To apply the scale with rigour and consistency, judgement must be conducted using:

- benchmarks (criteria) for detailed guidance for each Aspect (in words, images, artefacts or separate guidance notes)
- the 0-3 scale to indicate:
 - 0: performance below industry standard
 - 1: performance meets industry standard
 - 2: performance meets and, in specific respects, exceeds industry standard
 - 3: performance wholly exceeds industry standard and is judged as excellent

Three Experts will judge each Aspect, with a fourth to coordinate the marking and acting as a judge to prevent compatriot marking.

4.7 ASSESSMENT AND MARKING USING MEASUREMENT

Three Experts will be used to assess each aspect. Unless otherwise stated only the maximum mark or zero will be awarded. Where they are used, the benchmarks for awarding partial marks will be clearly defined within the Aspect.

4.8 THE USE OF MEASUREMENT AND JUDGEMENT

Decisions regarding the selection of criteria and assessment methods will be made during the design of the competition through the Marking Scheme and Test Project.

4.9 COMPLETION OF SKILL ASSESSMENT SPECIFICATION

The skill assessment criteria are clear and concise aspect specifications which explain exactly how and why a particular mark is awarded.

Descriptions for all aspects will be drawn from the WSSS as appropriate to each module. Some aspects will include descriptors that enable marks to be deducted within that aspect.

Aspects will typically cover health and safety, waste, organization, taste, texture, finish, techniques, workmanship, presentation, creativity, design, reaction to unexpected demands as well as the ability to follow surprise specifications.

4.10 SKILL ASSESSMENT PROCEDURES

The Experts who attend the Competition will be divided into rotating mixed groups, which may involve marking in the workshop or marking from a booth. Each group will have a team leader chosen by the Chief Expert and Deputy Chief Expert (CE and DCE). Judging will be timetabled across the four days of Competition.

Experts marking in a booth are to remain in there for the duration of the module and can leave only as a group with the permission of the Chief Expert or the Deputy Chief Expert. When the Experts are out of the marking room they must remain out of sight of the production area to maintain anonymity with Competitors and their products. Note: Compatriot marking will be automatically removed by the CIS.

When modules which are assessed on taste it is imperative that samples are tasted by the judging team; should specific intolerances/preferences for any reason override the ability to taste, this must be declared to the CE and DCE before the judging groups are designed.

When modules are assessed on texture/structure the samples must be cut to test the inside of the product.

The Experts must take brief notes and use them when marking to justify the allocation/deduction of marks. These notes are to be surrendered to the CE at the end of the judging when marks are successfully entered.

The difference of the marking in Judgement can only be a maximum of one point before a discussion when written notes will be required. The CE will advise on discrepancies and recall Experts to remark as required; therefore, Marking Experts should not leave the workshop until all marks have been accepted and the CE has authorised departure.

When marking, Experts will not be allowed to enter the Competitor's work areas without the consent of the Competitor; this restricted area will be marked with a line.

5 THE TEST PROJECT

5.1 GENERAL NOTES

Sections 3 and 4 govern the development of the Test Project. These notes are supplementary.

Whether it is a single entity, or a series of stand-alone or connected modules, the Test Project will enable the assessment of the skills in each section of the WSSS.

The purpose of the Test Project is to provide full, balanced and authentic opportunities for assessment and marking across the Standards Specification, in conjunction with the Marking Scheme. The relationship between the Test Project, Marking Scheme and Standards Specification will be a key indicator of quality, as will be its relationship with actual work performance.

The Test Project will not cover areas outside the Standards Specification, or affect the balance of marks within the Standards Specification other than in the circumstances indicated by Section 2.

The Test Project will enable knowledge and understanding to be assessed solely through their applications within practical work.

The Test Project will not assess knowledge of WorldSkills rules and regulations.

This Technical Description will note any issues that affect the Test Project's capacity to support the full range of assessment relative to the Standards Specification. Section 2.1 refers.

5.2 FORMAT/STRUCTURE OF THE TEST PROJECT

The Test Project is a series of separately assessed modules which will be completed within the four Competition days.

5.3 TEST PROJECT DESIGN REQUIREMENTS

The Test Project may include any of the following modules:

- Cakes, Gateaux and Entremets: which could include Tiered cakes, Themed cake, loaf cakes, glazed entremets-type layered cakes, sponges, roulades and more, of multiple portions;
- Hot, cold, iced and plated desserts: which could be specified with or without guidelines of ingredients and style;
- Chocolates/pralines: The production of piped, cut, layers, dipped, moulded chocolates/bars/lollipops with a variety of couvertures and fillings;
- Miniature, individual cakes or petits fours: The production of a variety of different individual cakes and biscuits with components to be presented together or singularly;
- Presentation piece (large and small) – These can be made from sugar, pastillage, chocolate, nougatine, marzipan, or any combination of the above media
- Modelling: Sculpting by hand two or more identical figures in modelling mediums;
- Pastry products: Pastry products based on yeast, puff pastry, short pastry, choux, sweet, or sablé doughs and which in some products could include savoury;

Any of the above could include mystery baskets or surprise elements.

Regardless of the chosen modules, two days prior to the Competition on Familiarization Day, Competitors will have an opportunity to visit their respective workplaces and receive general information. The Competitors of the first group to compete will be allowed half an hour to prepare their stations.

Each Competitor will set-up an equipment trolley provided with their personal equipment, during Familiarization Day. **Equipment is restricted to that which is stored on the trolley; toolboxes will be removed without further access until the end of the competition.**

All personal equipment is to be stored on a trolley provided and removed at the end of each Competitor's competition day, to be locked in a room, and monitored by two Experts selected by the Chief Expert.

Equipment supplied by the Competition Organizer, in each workstation, must be left complete and ready to use by the next Competitor.

Once vacated the Competitor due to compete next will be allowed half an hour to set up their equipment on the stand, ready to start work.

No food materials are to be handled during these set-up times with the exception of melting chocolate and cocoa butter colours

Recipes can be taken from any cookbook or from personal collections.

No Mise en Place can be carried over to the next competition day.

5.4 TEST PROJECT DEVELOPMENT

The Test Project MUST be submitted using the templates provided by WorldSkills International (www.worldskills.org/expertcentre). Use the Word template for text documents and DWG template for drawings.

5.4.1 Who develops the Test Project or modules

The Test Project is independently designed.

All Experts can bring module proposals for the following Competition to be considered by the Independent Designer.

5.4.2 How and where is the Test Project or modules developed

The Test Project is developed by an Independent Designer in consultation with the Skill Competition Manager.

Test Project modules are not discussed with the Experts.

5.4.3 When is the Test Project developed

The Test Project is developed according to the following timeline:

TIME	ACTIVITY
At the previous Competition	Experts may suggest modules to be considered by the independent designer.
At the Competition	The surprise elements of the Test Project modules are presented to the Experts and the Competitors at the same time.

5.5 TEST PROJECT VALIDATION

The modules are validated by the Independent Designer in consultation with the Skill Competition Manager to confirm that they can be completed in the allotted time with the materials and equipment provided.

5.6 TEST PROJECT SELECTION

The Test Project is selected by the Independent Designer in consultation with the Skill Competition Manager.

5.7 TEST PROJECT CIRCULATION

The Test Project is circulated via the website as follows:

The Test Project is circulated three months (12 weeks) before the competition, excluding all surprise elements.

The Competitors will be given all Competition documents including the Mark Summary on Familiarization Day C-2 so that they may study the requirements in their preferred language. It is the responsibility of the Expert from each country/region to provide a translation in their Competitor's preferred languages. Some mystery areas will be announced on the day of each competition.

5.8 TEST PROJECT COORDINATION (PREPARATION FOR COMPETITION)

Coordination of the Test Project will be undertaken by the Skill Competition Manager. The Skill Management Team will lead an information session regarding assessment procedures and define the principles of fairness.

5.9 TEST PROJECT CHANGE AT THE COMPETITION

There will not be any changes to the Test Project modules designed by the Independent Designer at the Competition. Mystery task/s decided by the Independent Designer will be equipped and stored by the Skill Competition Manager and Workshop Manager, and will be announced on the morning of the competition day when those products are to be made and presented.

5.10 MATERIAL OR MANUFACTURER SPECIFICATIONS

Specific material and/or manufacturer specifications required to allow the Competitor to complete the Test Project will be supplied by the Competition Organizer and are available from www.worldskills.org/infrastructure located in the Expert Centre.

All equipment and raw materials specifications are prepared by the Workshop Manager and are posted on the Infrastructure List as early as possible but by a minimum of 6 months before the Competition.

All Experts must submit their Competitor's specific and total ingredients order for the declared modules, in English by four (4) weeks before the Competition. This can comprise any selection of ingredients which appear on the Infrastructure List. This is essential to ensure the Competitor receives their ingredients in order to compete.

Each Competitor must use the equipment supplied and no duplication will be allowed. Minimal equipment shall be brought to the competition and toolboxes are restricted to a maximum external size of 120 cm x 80 cm x 80 cm (ONE per Competitor).

6 SKILL MANAGEMENT AND COMMUNICATION

6.1 DISCUSSION FORUM

Prior to the Competition, all discussion, communication, collaboration, and decision making regarding the skill competition must take place on the skill specific Discussion Forum (<http://forums.worldskills.org>). Skill related decisions and communication are only valid if they take place on the forum. The Skill Competition Manager (or an Expert nominated by the Skill Competition Manager) will be the moderator for this Forum. Refer to Competition Rules for the timeline of communication and competition development requirements.

6.2 COMPETITOR INFORMATION

All information for registered Competitors is available from the Competitor Centre (www.worldskills.org/competitorcentre).

This information includes:

- Competition Rules
- Technical Descriptions
- Marking Schemes
- Test Projects
- Infrastructure List
- WorldSkills Health, Safety, and Environment Policy and Regulations
- Other Competition-related information

6.3 TEST PROJECTS [AND MARKING SCHEMES]

Circulated Test Projects will be available from www.worldskills.org/testprojects and the Competitor Centre (www.worldskills.org/competitorcentre).

6.4 DAY-TO-DAY MANAGEMENT

The day-to-day management of the skill during the Competition is defined in the Skill Management Plan that is created by the Skill Management Team led by the Skill Competition Manager. The Skill Management Team comprises the Skill Competition Manager, Chief Expert, and Deputy Chief Expert. The Skill Management Plan is progressively developed in the eight months prior to the Competition and finalized at the Competition by agreement of the Experts. The Skill Management Plan can be viewed in the Expert Centre (www.worldskills.org/expertcentre).

7 SKILL-SPECIFIC SAFETY REQUIREMENTS

Refer to Host country or region WorldSkills Health, Safety, and Environment Policy and Regulations for Host country or region regulations.

Skill-specific safety requirements for Pâtisserie and Confectionery are:

- All Competitors must wear a chef's jacket, long black or finely chequered trousers, safety shoes, and hats with hairnets if hair is long. No visible jewellery is allowed;
- All Experts' uniforms should consist of long black trousers, flat safety shoes, chef's jacket, and hat. In all cases jewellery should be minimal;
- All Competitors must know how to use all the equipment on site before starting the Competition;
- All Competitors must be aware of all dangers associated with working in a kitchen and adhere to the specific Health, Safety, and Environment regulations of the Competition Organizer.

8 MATERIALS AND EQUIPMENT

8.1 INFRASTRUCTURE LIST

The Infrastructure List details all equipment, materials, and facilities provided by the Competition Organizer.

The Infrastructure List is available at www.worldskills.org/infrastructure.

The Infrastructure List specifies the items and quantities requested by the Skill Competition Manager on behalf of the Experts for the next Competition. The Competition Organizer will progressively update the Infrastructure List specifying the actual quantity, type, brand, and model of the items. Items supplied by the Competition Organizer are shown in a separate column.

At each Competition, the Skill Competition Manager must review, audit, and update the Infrastructure List in partnership with the Technical Observer in preparation for the next Competition. The Skill Competition Manager must advise the Director of Skills Competitions of any requests for increases in space and/or equipment.

The Infrastructure List does not include items that Competitors and/or Experts are required to bring and items that Competitors are not allowed to bring – they are specified below.


8.2 COMPETITOR'S TOOLBOX

The total size of the toolbox/boxes must not exceed an external area of 120 cm x 80 cm x 80 cm = .0.77 m³ cubic metre. Note: Competitors equipment is restricted to that which can be stored on **one** trolley of overall size 700 x 540 x 1700mm (pâtissier specification trays 600 x 400mm) for the duration





- Check with the Workshop Manager via the Discussion Forum to clarify any misunderstanding;
- Competitors can bring one piece of hand luggage onto the stand; suitcase of maximum dimensions 56 x 45 x 25 cm maximum for transporting personal small equipment items such as knives, piping tubes, cutters etc;

8.3 MATERIALS, EQUIPMENT, AND TOOLS SUPPLIED BY COMPETITORS IN THEIR TOOLBOX

The Competitors are allowed to bring the following items to the Competition.

DESCRIPTION	PHOTO
Clothing/uniform, shoes	






DESCRIPTION	PHOTO
Knives	
Palette knives	
Scissors	
Metal Moulds, frames, tins – large and small	
Silicone moulds – large and small	







DESCRIPTION	PHOTO
Chocolate moulds	
Baking beans	
Decorating utensils, cutters, and presses	
Moulding tools	






DESCRIPTION	PHOTO
Dough cutters	
Piping tubes	
Decorating combs, scrapers, smoothers	
Dipping forks	
Brushes	
Thermometers	

DESCRIPTION	PHOTO
Sugar sifters	
Mandolin	
Grater	
Timer	
Whipper (with gas cylinder chargers)	

DESCRIPTION	PHOTO
Measuring spoons or cups	
Mini rolling pin	
Whisk	
Scales	
Juice squeezer	
Spatulas	

DESCRIPTION	PHOTO
Cake stand	
Silicone/vinyl mats and noodles	
Air brush and pump	
Turntable	
Lidded containers	

DESCRIPTION	PHOTO
Acetate ribbon	
Sugar pump	
Tape	
Chocolate spray gun	
Hot box/dehydrator	
Fan/hairedryer	

DESCRIPTION	PHOTO
Cotton gloves (chocolate)	
Rubber gloves (sugar work)	
Spirit level	
Travel adapter/power board	
Food colours (powder, paste, cocoa butter, liquid colour) and food grade metallic powders and leaves	

8.4 MATERIALS, EQUIPMENT, AND TOOLS SUPPLIED BY EXPERTS

Not applicable.

8.5 MATERIALS AND EQUIPMENT PROHIBITED IN THE SKILL AREA

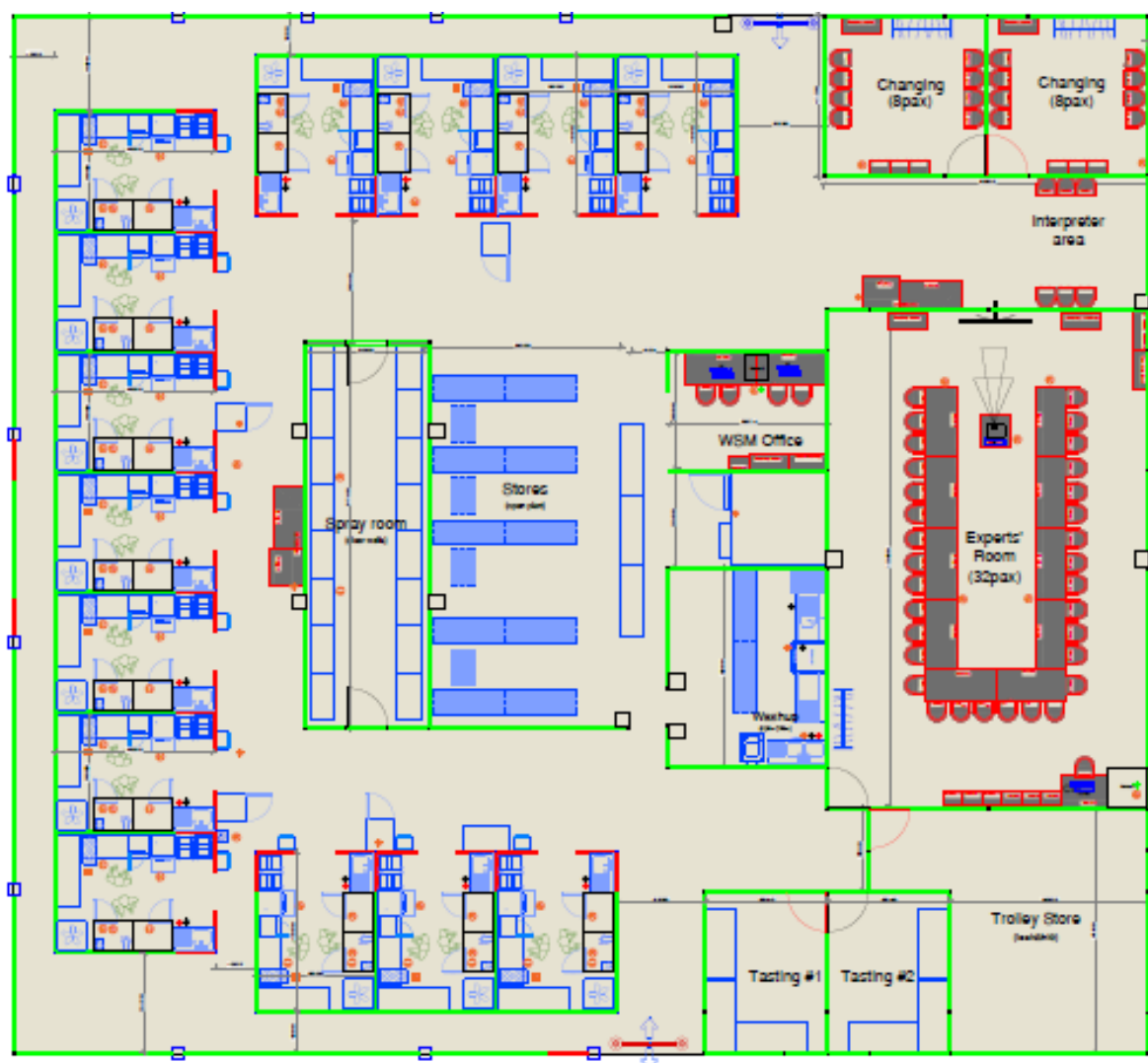
All other food ingredients not specified in paragraphs 8.2 and 8.3.

Thermomix food processors and equivalent programmable machines cannot be used during the competition.

8.6 PROPOSED WORKSHOP AND WORKSTATION LAYOUTS

Workshop layouts from previous competitions are available at www.worldskills.org/sitelayout.

Example workshop layout:



9 SKILL-SPECIFIC RULES

Skill-specific rules cannot contradict or take priority over the Competition Rules. They do provide specific details and clarity in areas that may vary from skill competition to skill competition. This includes but is not limited to personal IT equipment, data storage devices, internet access, procedures and work flow, and documentation management and distribution.

Not applicable.

10 VISITOR AND MEDIA ENGAGEMENT

The following ideas may be considered in order to maximize visitor and media engagement.

- Have a Go: visitors are able to try a skill with a trade;
- Display screen of the work produced on a daily basis throughout the competition – this is an interesting way for more people to observe the details of Competition without having to access the kitchens;
- Test Project descriptors – this involves fully explaining the skills involved in the Competition to enhance the understanding of Competitor activities and presentation times;
- Competitor profiles: A full presentation of each Competitor should be compiled by one source (possibly the Competition Organizer) to ensure uniformity throughout the stand;
- Career opportunities: World travel is a distinct possibility as there is a shortage of good Pâtisserie and Confectionery cooks throughout the world. Opportunities which exist in hotels and restaurants, patisseries, schools, developmental areas, own businesses, etc. should be well presented;

11 SUSTAINABILITY

To support sustainability in this competition we should be aware of the following points during the entire process (before, during and after the actual competition days);

- Recycling of waste products;
- Encouraging the use of 'green' materials;
- Re-use of completed products from the Test Project modules after Competition;
- Order lists based on the Infrastructure List: Competitors/Experts should place a specific order list for raw materials based on the Infrastructure List published at www.worldskills.org/infrastructure;
- The main ingredients must be ordered four weeks before the Competition and this order should constitute all of their order requirements excluding mystery items;
- Control of the equipment brought by each Competitor/Expert there is to be no duplication of equipment provided by the Host Country
- Energy saving by switching off unused equipment;
- The use of tablets for marking;
- Repurpose: the Test Project can be used in the training for each Member for reference in their National Skills Competitions.

12 REFERENCES FOR INDUSTRY CONSULTATION

WorldSkills is committed to ensuring that the WorldSkills Standards Specifications fully reflect the dynamism of internationally recognized best practice in industry and business. To do this WorldSkills approaches a number of organizations across the world that can offer feedback on the draft Description of the Associated Role and WorldSkills Standards Specification on a two-yearly cycle.

In parallel to this, WSI consults three international occupational classifications and databases:

- ISCO-08: (<http://www.ilo.org/public/english/bureau/stat/isco/isco08/>)
- ESCO: (<https://ec.europa.eu/esco/portal/home>)
- O*NET OnLine (www.onetonline.org/)

This WSSS (Section 2) appears to relate most closely to *Confectioner*:

<http://data.europa.eu/esco/occupation/e00c46c4-bd3c-4d88-8d30-fc6f951554bd>

and *Pastry Cook*: <http://data.europa.eu/esco/occupation/e00c46c4-bd3c-4d88-8d30-fc6f951554bd>

These links also enable a review of adjacent occupations

The following table indicates which organizations were approached and provided valuable feedback for the Description of the Associated Role and WorldSkills Standards Specification in place for WorldSkills Kazan 2019.

ORGANIZATION	CONTACT NAME
Gumnut Patisserie (Australia)	Michael Glennon, Operations Manager
EEMEA	Chocolate Academy Manager (not named)
Barry Callebaut	Philippe Marand, Gen. Manager Barry Callebaut M.E./Head of Chocolate Academy Dubai, UAE
CIDESCO International	Pamela Adkins, Board Member for Education