

Informe actual de **CORONAVIRUS** **(COVID-19)**

16 de noviembre de 2021

CORONAVIRUS.DC.GOV



DC | HEALTH
GOVERNMENT OF THE DISTRICT OF COLUMBIA

SOMOS WASHINGTON GOBIERNO DEL
DISTRICTO DE COLUMBIA
DC ALCALDESA MURIEL BOWSER

TENDENCIA DE DATOS DE COVID-19 EN DC

[CORONAVIRUS.DC.GOV](https://coronavirus.dc.gov)

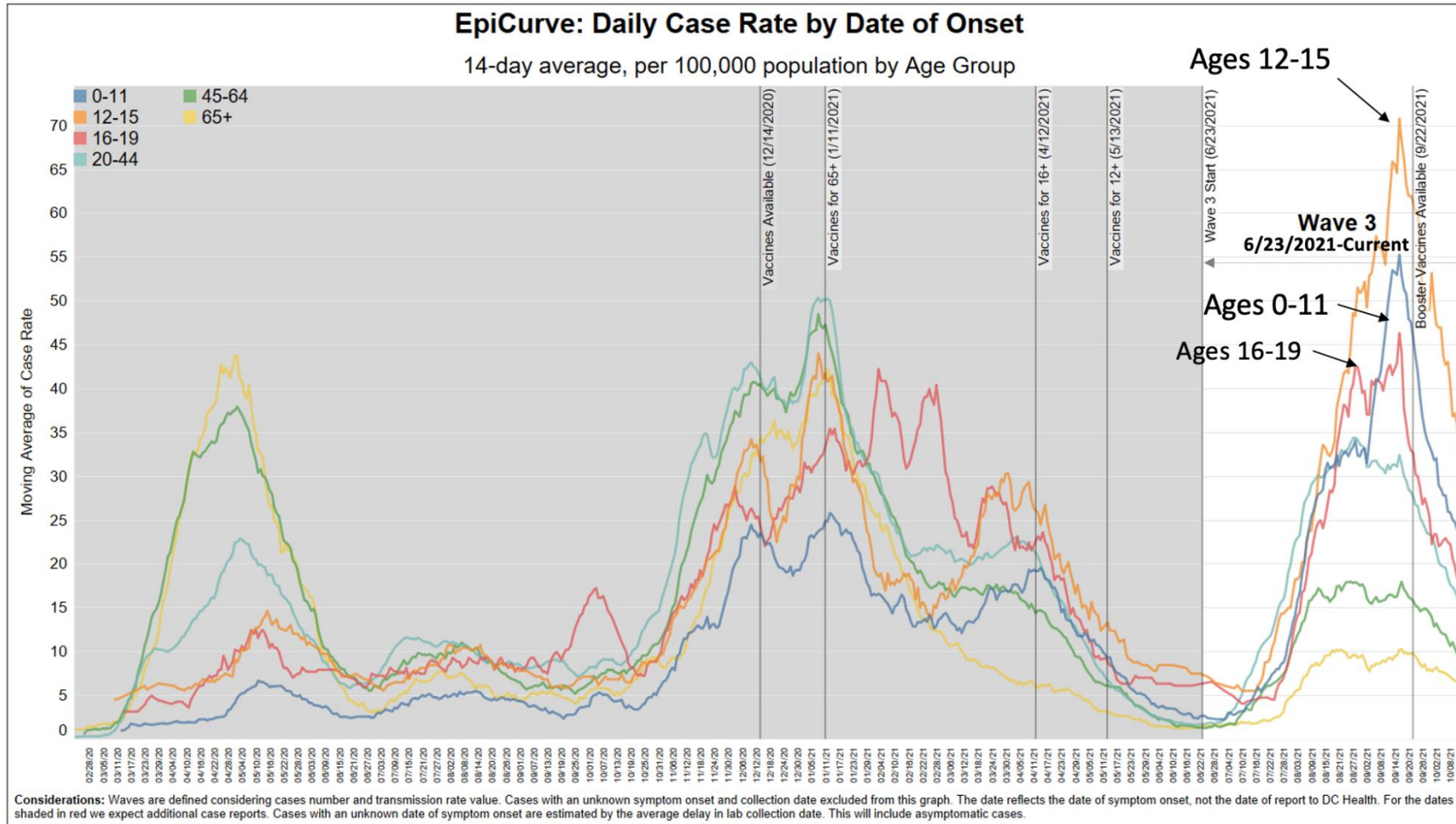


DC | HEALTH
GOVERNMENT OF THE DISTRICT OF COLUMBIA

SOMOS WASHINGTON GOBIERNO DEL
DISTRICTO DE COLUMBIA
DC ALCALDESA MURIEL BOWSER

La tercera ola de la pandemia del COVID-19 comenzó en Washington, DC a mediados de junio del 2021. A diferencia de las olas anteriores, los adultos jóvenes de 25 a 34 años, adolescentes y niños experimentaron las tasas de casos más altas durante esta tercera ola.

TASA DIARIA DE CASOS POR FECHA DE INICIO DE SÍNTOMAS



Data Source: DC Health



Aunque los jóvenes se infectaron con más frecuencia durante la tercera ola, no parecen haber experimentado una enfermedad más grave. Esto explica por qué no hubo un aumento en la proporción de niños y adolescentes que fueron hospitalizados por COVID-19 en los últimos meses.

No ha habido muertes de niños relacionadas a COVID-19 en el Distrito.

El pico de la tercera ola fue a mediados de septiembre y continuó decayendo. Sin embargo, parece que los casos diarios se han estabilizado recientemente. La tasa de casos en el Distrito se ha mantenido en 11.5-13.5 casos por 100,000 desde el 21 de octubre. Esto se traduce a una tasa semanal de 80-90 caso por 100,000.

TASA DIARIA DE CASOS DEL DISTRITO DE COLUMBIA

District of Columbia COVID-19 Daily Case Rate per 100,000 population (7-day average)

Daily Case Rate: **11.87** per 100,000 population



Data Source: DC Health. Data subject to change on a daily basis

Data Notes: The line represents a seven day average of the daily case rate per 100,000 population. The number of daily cases is subject to the timeliness of test results reported from laboratories and may not always reflect the number of new positive tests on a given day. Weekly case rate is the total number of new cases per 100,000 persons in the past 7 days. Data reflect ongoing data quality improvements.



District of Columbia COVID-19 **WEEKLY** Case Rate (per CDC School Reopening Guidance) per 100,000 population

Weekly Case Rate: **83.10** per 100,000 population



Data Source: DC Health. **Data subject to change on a daily basis**

Data Notes: The line represents the total number of new cases per 100,000 persons in the past 7 days. It is calculated by adding the number of new cases in the District in the last 7 days divided by the population in the county (or other community type) and multiplying by 100,000. The number of daily cases is subject to the timeliness of test results reported from laboratories and may not always reflect the number of new positive tests on a given day.

<https://www.cdc.gov/coronavirus/2019-ncov/community/schools-childcare/indicators.html>



Durante el pico de la tercera ola, hubo un aumento en el número de casos de personas totalmente vacunadas (casos de infección).

Hace un mes, 1 de cada 7 nuevos casos eran de personas totalmente vacunadas en DC. Recientemente, 1 de cada 5 nuevos casos eran de personas totalmente vacunadas.

ESTIMATED 7-DAY AVERAGE OF FULLY VACCINATED CASES (PER 100,000)

ESTIMATED 7-DAY AVERAGE OF NOT FULLY VACCINATED CASES (PER 100,000)

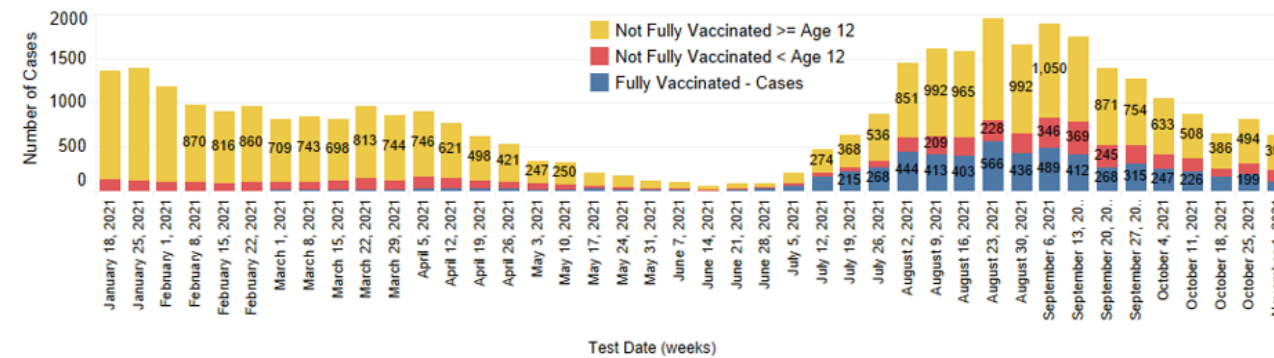
14.2

55.7

- Case Rates
- Case Chronology
- Demographic Profile
- Time since fully vaccinated
- Symptomatic
- Hospitalized / Deceased

- Cases
- Hospitalizations
- Deaths

Number of COVID-19 Cases (2021)



	Cases since Jan 18th 2021	Percent of cases since Jan 18th 2021	Cases in Last 7 days	Percent of cases in last 7 days
Fully Vaccinated	5,745	15.9%	106	16.6%
Not Fully Vaccinated < Age 12	4,863	13.5%	134	21.0%
Not Fully Vaccinated >= Age 12	25,526	70.6%	399	62.4%
Total	36,134	100.0%	639	100.0%

Metric Definition: Number of COVID-19 breakthrough cases who are DC residents. The number of cases and the percentage of cases out of all those vaccinated who are reported in DCIIS2.0 are presented by vaccine type. This information is tracked to identify any trends or clustering in patient characteristics, the administered vaccine, or the infecting virus. This could provide early signals regarding sub-optimal primary immune response in certain groups or conditions, waning immunity, compromised vaccine due to inadequate cold-chain or other issues during shipping, storage, or administration or viral mutations or variants that may impact vaccine effectiveness.

Data considerations: COVID-19 Breakthrough cases are DC residents who have SARS-CoV-2 RNA or antigen detected on respiratory specimen collected ≥14 days after completing the primary series of an FDA-authorized COVID-19 vaccine (J&J, Moderna or Pfizer). COVID-19 breakthrough cases reported included have vaccination records reported to DC Health's immunization registry DCIIS2.0 as well as confirmed positive SARS-CoV-2 RNA or antigen tests reported to DC Health.

Last Updated: 11/8/2021



A pesar del aumento en casos de infección, no hemos visto un aumento en el número o proporción de personas totalmente vacunadas que han sido hospitalizadas por COVID-19.

Casi 100% de las hospitalizaciones en DC relacionadas con COVID-19 en la pasada semana son de personas no-vacunadas, comparado a un 90% el mes pasado. Muertes por COVID-19 en personas totalmente vacunadas sigue siendo un evento poco común.

ESTIMATED 7-DAY AVERAGE OF FULLY VACCINATED CASES (PER 100,000)

ESTIMATED 7-DAY AVERAGE OF NOT FULLY VACCINATED CASES (PER 100,000)

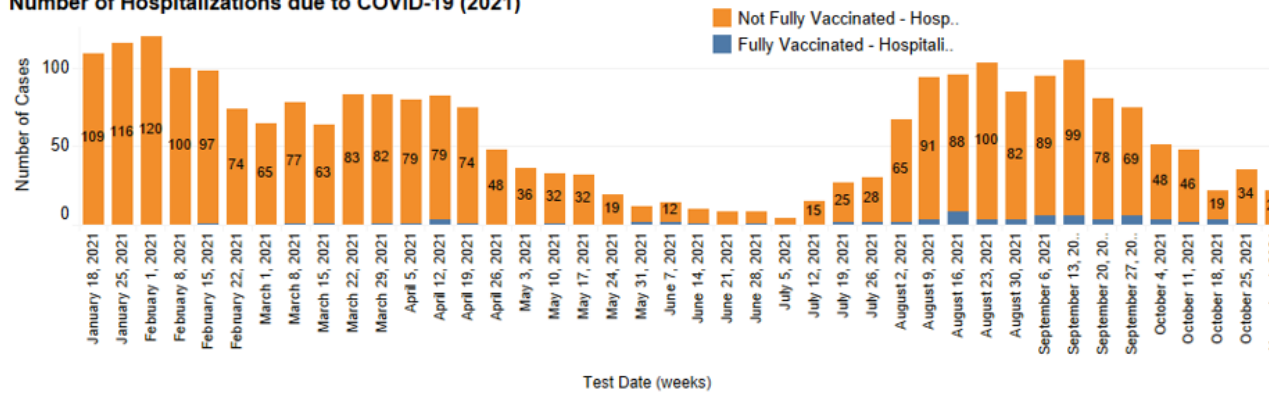
14.2

55.7

- Case Rates
- Case Chronology
- Demographic Profile
- Time since fully vaccinated
- Symptomatic
- Hospitalized / Deceased

- Cases
- Hospitalizations
- Deaths

Number of Hospitalizations due to COVID-19 (2021)



	Hospitalizations since Jan 18th 2021	Percent of Hospitalizations since Jan 18th 2021	Hospitalizations in last 7 days	Percent of Hospitalizations in last 7 days
Fully Vaccinated	69	2.8%	0	0.0%
Not Fully Vaccinated	2,433	97.2%	22	100.0%
Total	2,502	100.0%	22	100.0%

Metric Definition: Number of COVID-19 breakthrough cases who are DC residents. The number of cases and the percentage of cases out of all those vaccinated who are reported in DCIIS2.0 are presented by vaccine type. This information is tracked to identify any trends or clustering in patient characteristics, the administered vaccine, or the infecting virus. This could provide early signals regarding sub-optimal primary immune response in certain groups or conditions, waning immunity, compromised vaccine due to inadequate cold-chain or other issues during shipping, storage, or administration or viral mutations or variants that may impact vaccine effectiveness.

Data considerations: COVID-19 Breakthrough cases are DC residents who have SARS-CoV-2 RNA or antigen detected on respiratory specimen collected ≥14 days after completing the primary series of an FDA-authorized COVID-19 vaccine (J&J, Moderna or Pfizer). COVID-19 breakthrough cases reported included have vaccination records reported to DC Health's immunization registry DCIIS2.0 as well as confirmed positive SARS-CoV-2 RNA or antigen tests reported to DC Health...

Last Updated: 11/8/2021



NÚMERO DE MUERTES RELACIONADAS A COVID-19

ESTIMATED 7-DAY AVERAGE OF FULLY VACCINATED CASES (PER 100,000)

ESTIMATED 7-DAY AVERAGE OF NOT FULLY VACCINATED CASES (PER 100,000)

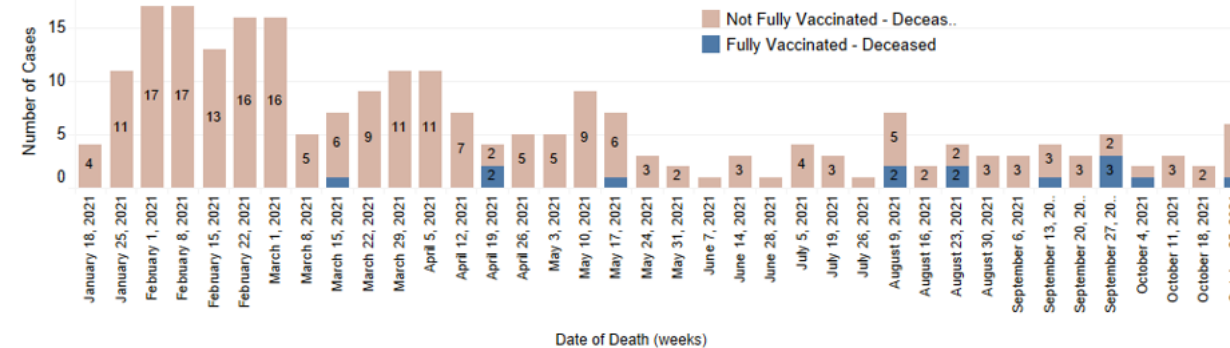
14.2

55.7

- Case Rates
- Case Chronology
- Demographic Profile
- Time since fully vaccinated
- Symptomatic
- Hospitalized / Deceased

- Cases
- Hospitalizations
- Deaths

Number of COVID-19 Related Deaths (2021)



	Deaths since Jan 18th 2021	Percent of deaths since Jan 18th 2021	Deaths in Last 7 days	Percent of Deaths in Last 7 days
Fully Vaccinated	14.0	5.9%	0.0	0.0
Not Fully Vaccinated	222.0	94.1%	0.0	0.0
Total	236.0	100.0%	0.0	0.0

Metric Definition: Number of COVID-19 breakthrough cases who are DC residents. The number of cases and the percentage of cases out of all those vaccinated who are reported in DOHIS2.0 are presented by vaccine type. This information is tracked to identify any trends or clustering in patient characteristics, the administered vaccine, or the infecting virus. This could provide early signals regarding sub-optimal primary immune response in certain groups or conditions, waning immunity, compromised vaccine due to inadequate cold-chain or other issues during shipping, storage, or administration or viral mutations or variants that may impact vaccine effectiveness.
Data considerations: COVID-19 Breakthrough cases are DC residents who have SARS-CoV-2 RNA or antigen detected on respiratory specimen collected ≥14 days after completing the primary series of an FDA-authorized COVID-19 vaccine (J&J, Moderna or Pfizer). COVID-19 breakthrough cases reported included have vaccination records reported to DC Health's immunization registry DOHIS2.0 as well as confirmed positive SARS-CoV-2 RNA or antigen tests reported to DC Health. ...

Last Updated: 11/8/2021



EL HALLAZGO PRINCIPAL:
**La vacunación ha sido muy
eficaz para prevenir
enfermedades graves y
muertes por COVID-19.**



La mayoría de las personas completamente vacunadas no necesitan tener temor de que una infección de COVID-19 les llevará a una enfermedad severa o la muerte.

- 541,218 habitantes de DC han recibido al menos una dosis de la vacuna
- 98.5% de todos los habitantes de DC mayores de 65 años han recibido al menos una dosis de la vacuna
- 88.6% de todos los habitantes de DC mayores de 18 años han recibido al menos una dosis de la vacuna

- 61% o aproximadamente 6,200 jóvenes de 16 y 17 años han recibido al menos una dosis de la vacuna
- 64% o aproximadamente 14,000 niños de 12 a 15 años han recibido al menos una dosis de la vacuna
- 6.7% o aproximadamente 3,400 niños de 5 a 11 años han recibido al menos una dosis de la vacuna

De ahora en adelante, el Departamento de Salud creará guías basadas en niveles de riesgo y el uso de estrategias de mitigación.

Los niveles de riesgo estarán primordialmente relacionados con el estado de vacunación de una persona.



De acuerdo con este enfoque actualizado, DC levantará la orden de uso obligatorio de mascarillas en espacios interiores comenzando el lunes, 22 de noviembre.

Las mascarillas todavía serán requeridas, sin importar el estado de vacunación, en algunas circunstancias:

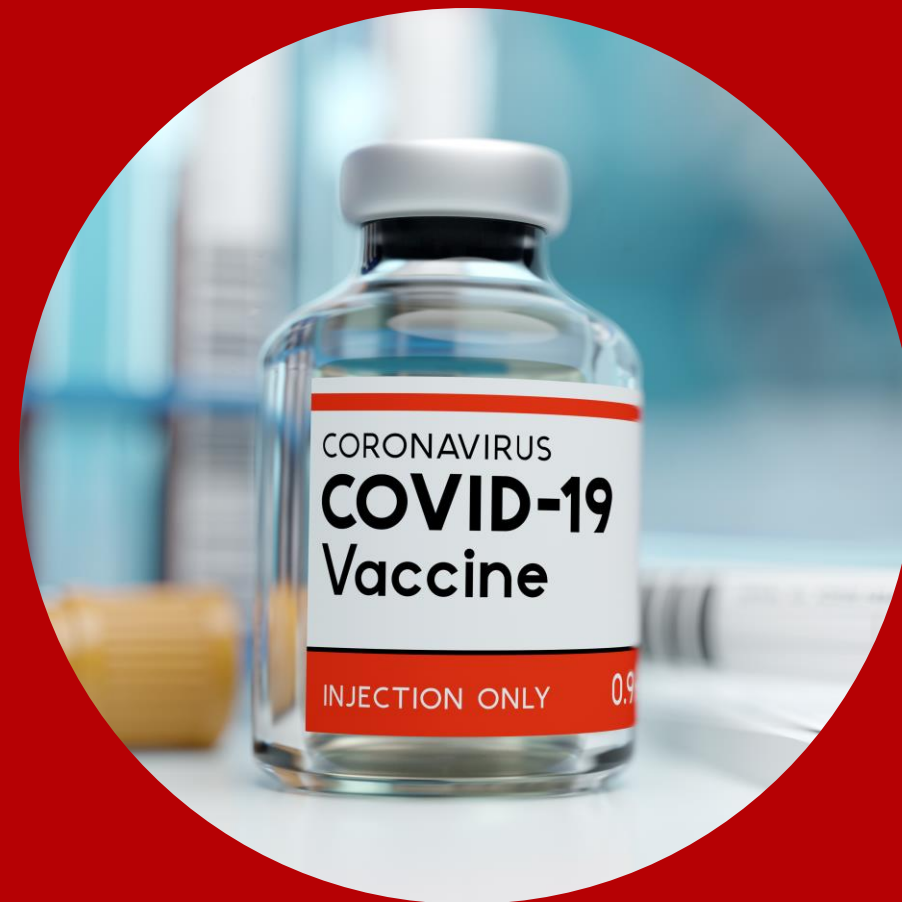
- Cualquier comercio que tenga un requisito de mascarilla
- En transporte público como autobuses y trenes, dentro de estaciones de tren, aeropuertos y en vehículos de movilidad compartida
- Dentro de escuelas, facilidades de cuidado de niños y bibliotecas
- Facilidades de espacios de congregación como asilos/centro de vivienda, albergues, dormitorios/residencias y facilidades correccionales
- En las facilidades del gobierno de DC donde haya interacción directa entre empleados y el público (ej. centro de servicios del DMV o DHS, etc.)

Si todavía no está
vacunado, ahora
es el momento
para vacunarse.



Póngase su dosis de refuerzo si...

- Se puso la vacuna de Johnson & Johnson en o antes del 15 de septiembre del 2021
- Se puso la vacuna de Moderna o Pfizer en o antes del 15 de mayo y es:
 - Mayor de 65 años;
 - Mayor de 18 años con una condición médica; vive en una facilidad de cuidado prolongado; o
 - Tiene de 18-64 años y tiene mayor riesgo de exposición y transmisión de COVID-19 debido a entornos laborales o institucionales



CENTROS DE VACUNA PARA MAYORES DE 12 AÑOS

Centro	Dirección	Días y horarios	Vacuna
Centro Recreacional Fort Stanton– Centro de regalo de tarjeta de \$51 y otros incentivos	1812 Erie Street, SE	Martes y miércoles: 10 am - 6 pm Jueves: 12 pm - 6 pm Sábado: 12 pm - 5 pm	Pfizer (Edades 12+) Moderna (Edades 18+) Flu Shots (Edades 3+)
Biblioteca Dorothy Height/Benning – Centro de regalo de tarjeta de \$51 y otros incentivos	3935 Benning Road, NE	Martes y miércoles: 11 am - 5:30 pm Jueves: 12 pm - 6 pm Sábado: 12 pm - 5 pm	Pfizer (Edades 12+) Johnson & Johnson (Edades 18+) Moderna (Edades 18+) Vacuna contra la gripe (Edades 3+)
Columbia Heights Educational Campus *Centro de regalo de tarjeta de \$51 y otros incentivos	3101 16th St NW	Martes y jueves: 2 pm – 6 pm Sábado: 10 am – 2 pm Último día: 20 de noviembre de 2021	Pfizer (Edades 12+) Moderna (Edades 18+) Flu Shots (Edades 3+)

Si tiene un hijo o
hija que es mayor
de 5 años, llévelos
a vacunarse.



CLÍNICAS DE VACUNAS PEDIÁTRICAS

MARTES, 16 DE NOV 3:30 PM	MIÉRCOLES, 17 DE NOV 3:30 PM	JUEVES, 18 DE NOV 3:30 PM	VIERNES, 19 DE NOV 3:30 PM	SÁBADO, 20 DE NOV 10 AM
<p>Centro Recreacional Palisades (Zona 3)</p> <p>KIPP DC LEAD Academy (Zona 6)</p> <p>Escuela Pública Excel Academy (Zona 8)</p>	<p>Escuela Elemental Plummer (Zona 7)</p> <p>Escuela Elemental Garrison (Zona 2)</p> <p>Escuela Pública Charter Center City – Campus Trinidad (Zona 5)</p>	<p>Escuela Elemental Bunker Hill (Zona 5)</p> <p>Escuela Pública Charter Center City: Congress Heights (Zona 8)</p> <p>Escuela Pública Charter E.L Haynes (Zona 4)</p>	<p>Escuela Elemental Thomas (Zona 7)</p> <p>Escuela Elemental Lafayette (Zona 4)</p> <p>Escuela Elemental Janney (Zona 3)</p>	<p>Escuela Elemental Whittier (Zona 4)</p> <p>Escuela Elemental Turner (Zona 8)</p> <p>Escuela Pública Charter DC Bilingual (Zona 5)</p>



ÚLTIMOS DATOS DE REQUISITOS DE VACUNAS

Actualmente, las siguientes personas están requeridas de vacunarse en DC (sin opción de eximirse con pruebas):

- Profesionales de salud
- Cualquier adulto que trabaja regularmente en una escuela o con estudiantes
- Estudiantes atletas mayores de 12 años

Todos los empleados del gobierno de DC fuera de estas obligaciones están requeridos de estar completamente vacunados o de someter una prueba negativa de COVID-19 cada semana. La administración Biden ha tomado un paso importante con requisitos federales similares para compañías con 100 empleados o más.

Cualquier comercio que quiera implementar una orden de vacuna puede hacerlo.

ÚLTIMOS DATOS DE REQUISITOS DE VACUNAS

Profesionales de salud

Trabajadores con licencia y sin licencia total o parcialmente vacunados: 70,772

Número total de solicitudes de exención médica y religiosa = 2,287

Bomberos y Emergencias médicas de DC

Cuerpo de trabajo total= 2,107

Total totalmente + parcialmente vacunados = 1795 (85.2% del cuerpo de trabajo)

Número total de solicitudes de exención médica y religiosa = 293

- No hay aprobaciones ni denegaciones de solicitudes de exención en este momento

Escuelas

Escuelas Públicas de DC: 84% del **personal escolar** está total o parcialmente vacunado

- 390 exenciones pendientes; 12 denegadas; 3 aprobadas

Escuelas Públicas Charter de DC: 93% de todos los maestros y personal están totalmente vacunados

Todo el gobierno de DC (incluye aquellos con opción de eximirse con pruebas):

- 94% de los empleados han respondido
- 84% de todos los empleados del gobierno de DC están totalmente o parcialmente vacunados

MÉTRICAS DE INFORMACIÓN Y RASTREO

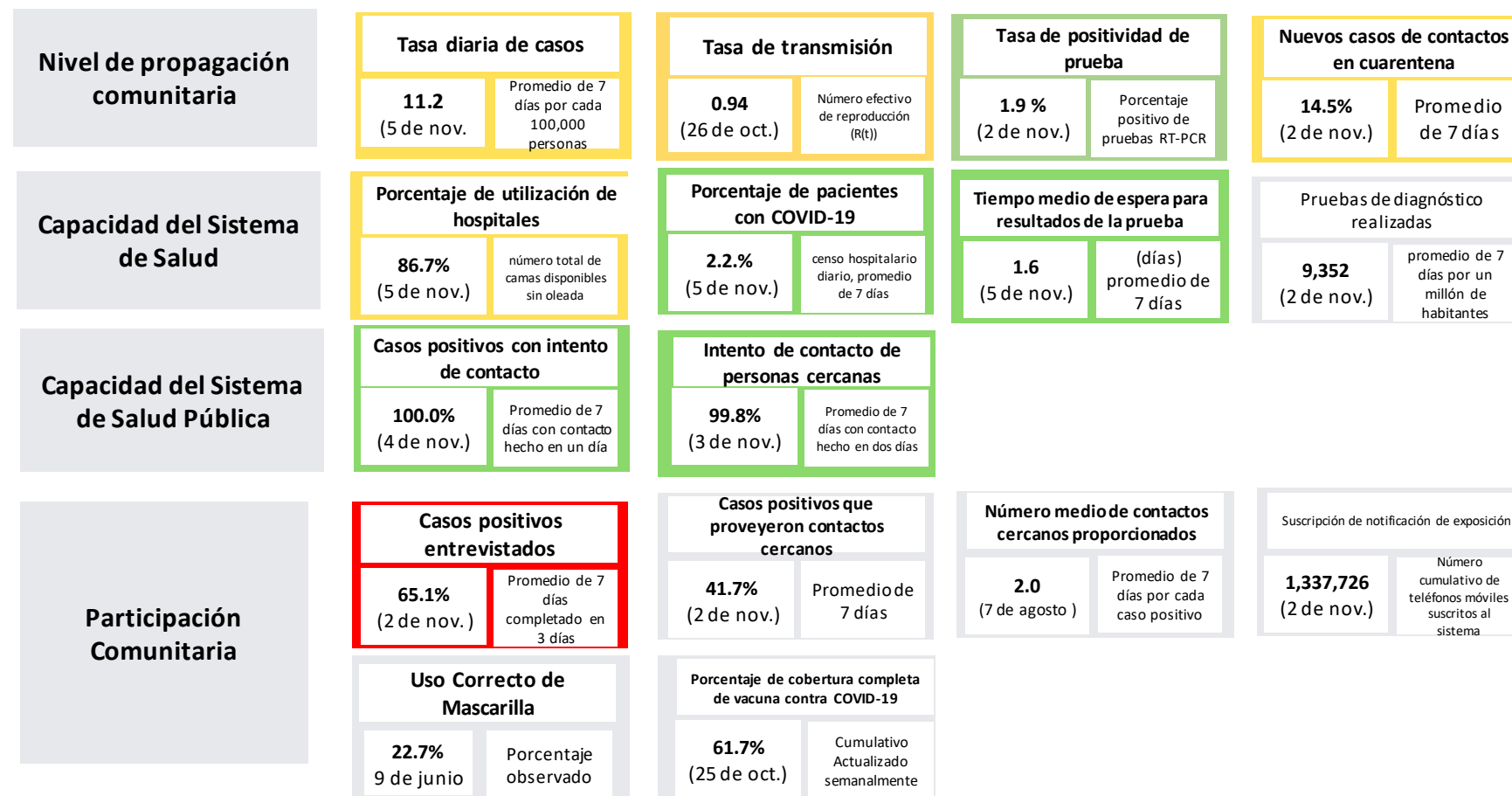
[CORONAVIRUS.DC.GOV](https://coronavirus.dc.gov)



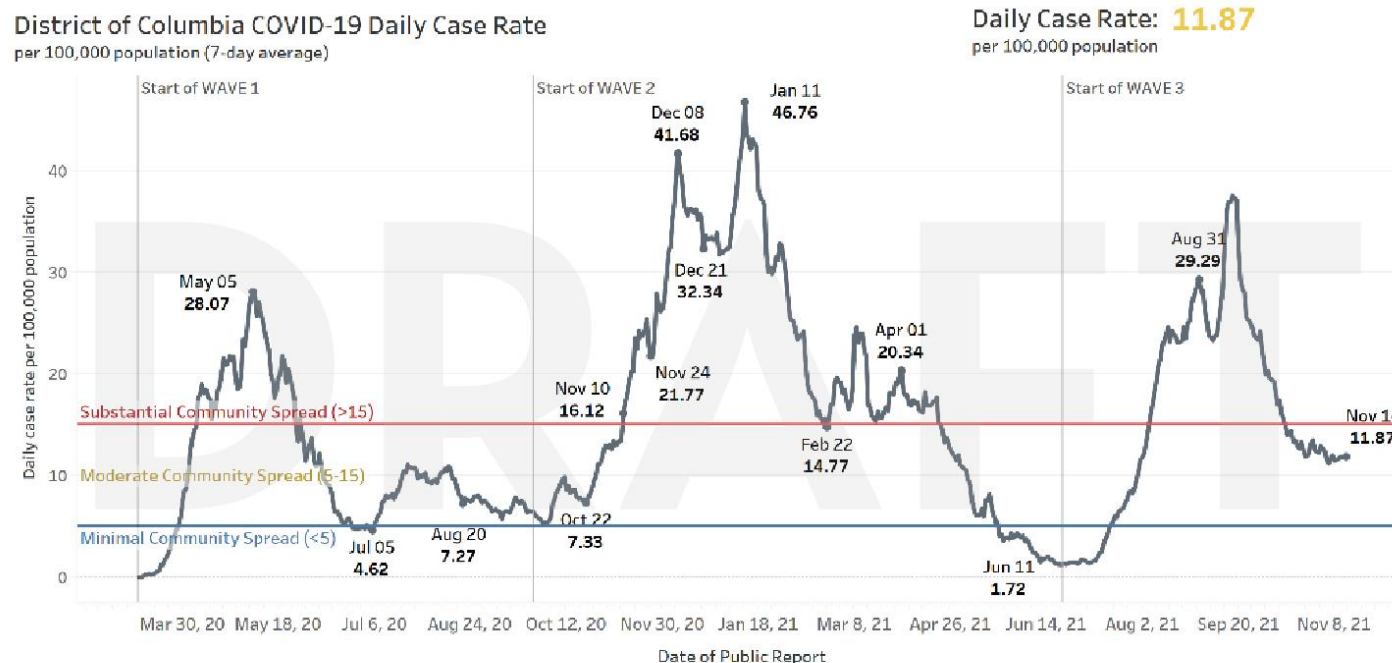
DC | HEALTH
GOVERNMENT OF THE DISTRICT OF COLUMBIA

SOMOS WASHINGTON GOBIERNO DEL
DISTRICTO DE COLUMBIA
DC ALCALDESA MURIEL BOWSER

RESUMEN DE LAS ÚLTIMAS TENDENCIAS



Estamos cambiando métricas que permitirán a los habitantes evaluar y determinar su riesgo individual, así como el riesgo en la comunidad.



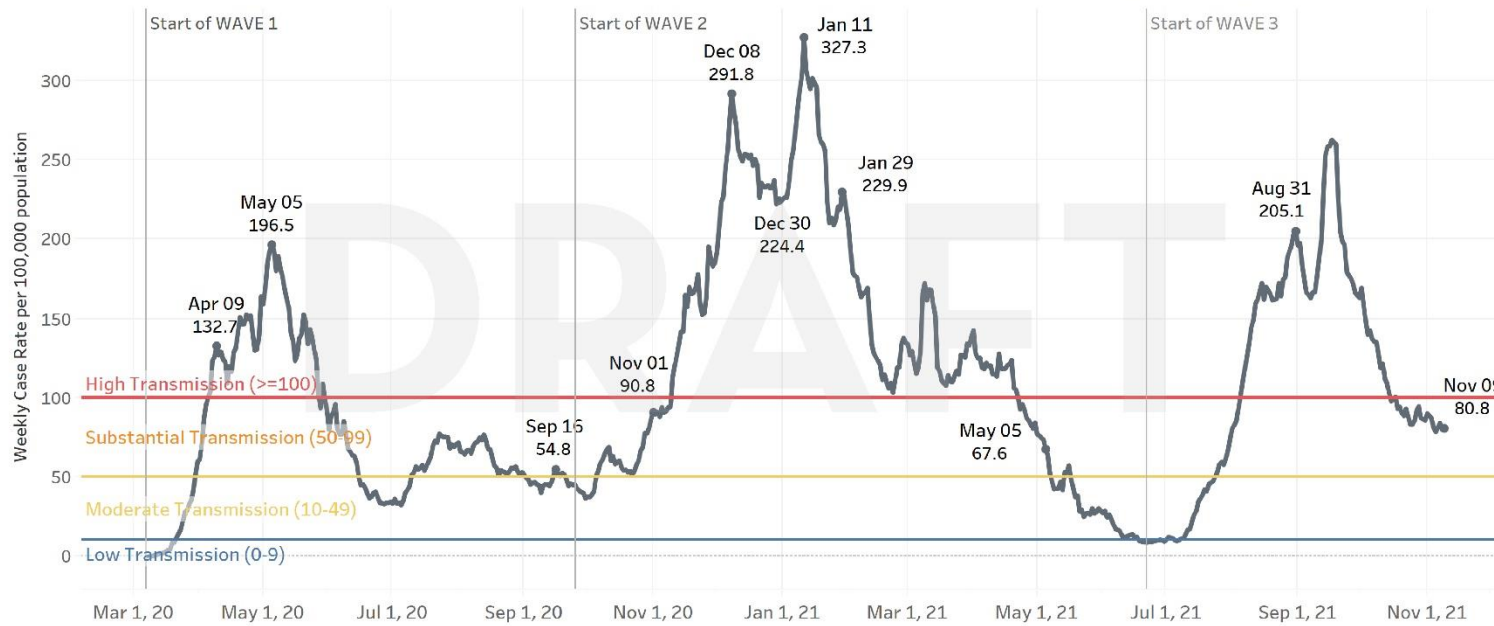
- Tasa de casos diarios

Data Source: DC Health. Data subject to change on a daily basis

Data Notes: The line represents a seven day average of the daily case rate per 100,000 population. The number of daily cases is subject to the timeliness of test results reported from laboratories and may not always reflect the number of new positive tests on a given day. Weekly case rate is the total number of new cases per 100,000 persons in the past 7 days. Data reflect ongoing data quality improvements.

District of Columbia COVID-19 WEEKLY Case Rate (per CDC School Reopening Guidance) per 100,000 population

Weekly Case Rate: **80.78** per 100,000 population



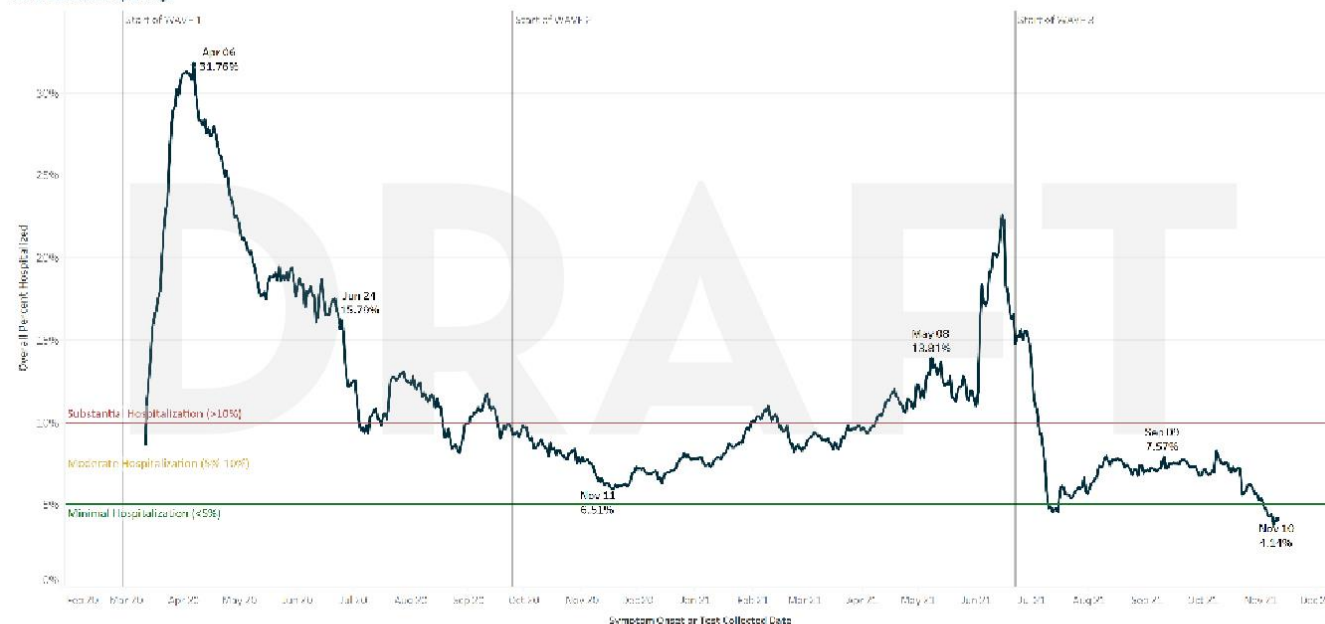
- Tasa de casos semanal

Data Source: DC Health. Data subject to change on a daily basis

Data Notes: The line represents the total number of new cases per 100,000 persons in the past 7 days. It is calculated by adding the number of new cases in the District in the last 7 days divided by the population in the county (or other community type) and multiplying by 100,000. The number of daily cases is subject to the timeliness of test results reported from laboratories and may not always reflect the number of new positive tests on a given day.

<https://www.cdc.gov/coronavirus/2019-ncov/community/schools-childcare/indicators.html>

Percent of COVID-19 Confirmed Positive Cases who were Hospitalized due to COVID-19
DC Residents, 14 day average

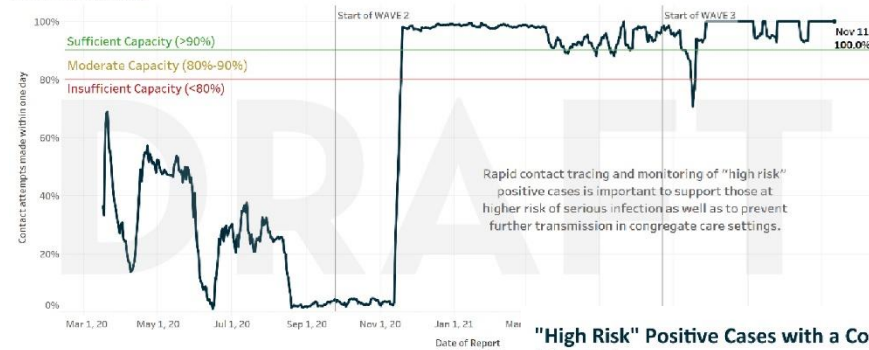


Data Source: DC Health. Data subject to change on a daily basis.
Data Notes: This line represents a 14-day rolling average of the percent of COVID-19 positive cases who are hospitalized. Differences over time may be impacted by varying testing volume and other factors. Hospitalizations are reported as a percentage of total cases, not as a count. The number of daily cases and hospitalizations reported to the District of Columbia Health Care Reporting System will always reflect the number of new positive test or hospitalization cases, based on the original date of reporting.

- Porcentaje de casos de COVID-19 hospitalizados

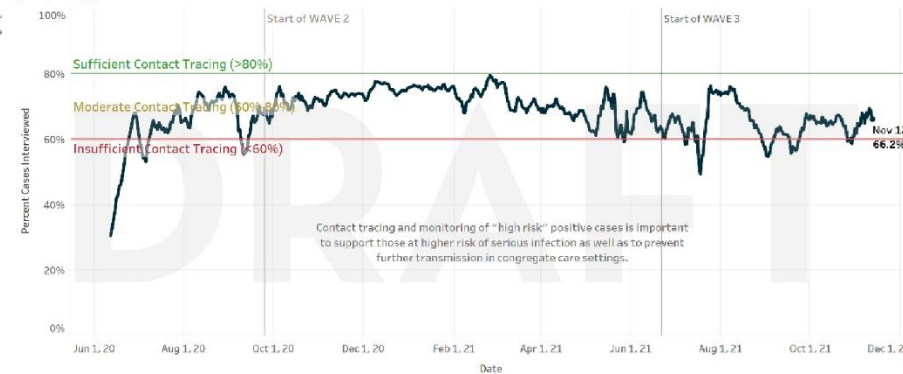
"High Risk" Positive Cases with a Contact Attempt within One Day of Report

DC residents, 7-day average

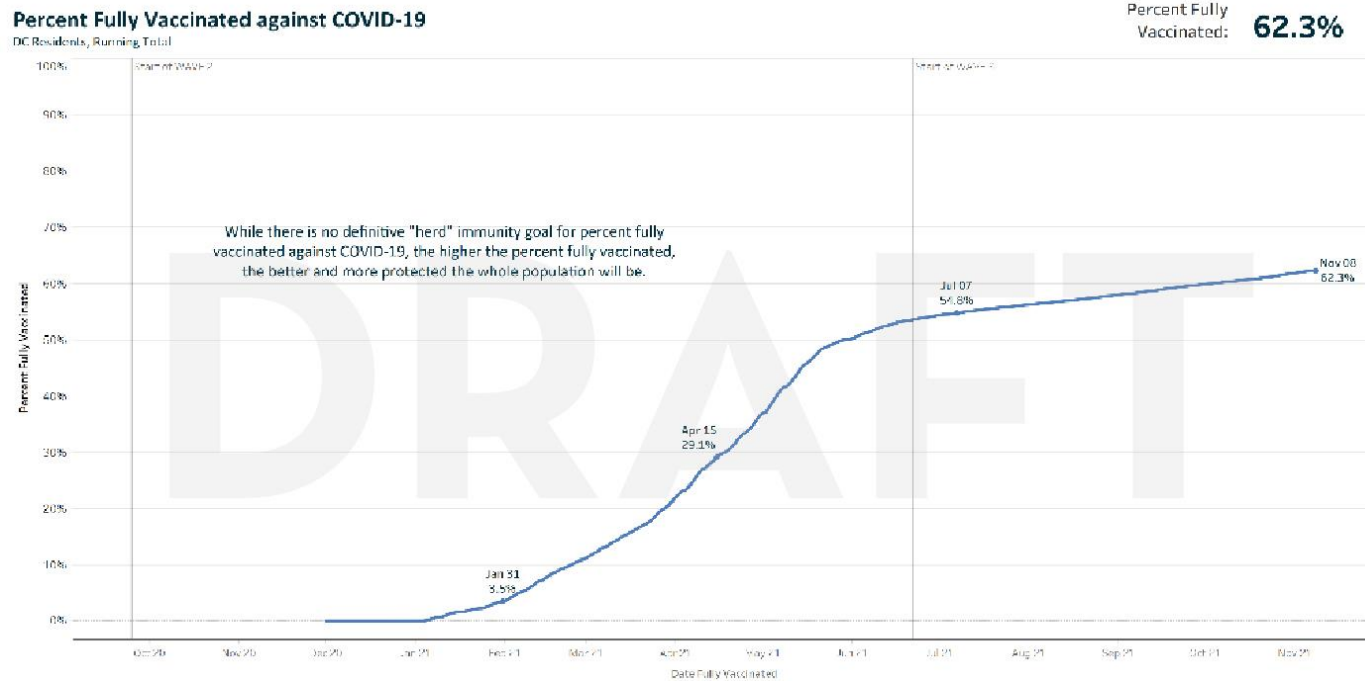


"High Risk" Positive Cases with a Completed Interview

(7-day average)



- Casos de alto riesgo con intento de contacto positivo y entrevista



Data Source: DC Health. Data subject to change on a daily basis.
Data Note: The line represents a running total of the percent of the total DC population who are fully vaccinated. Data are limited to reported vaccine administration that occur by DC providers, so DC residents who get vaccinated outside of DC may not be represented here. There may be a lag time between vaccine administration and provider report. This may impact the reporting of vaccine administered, especially in the three most recent days of report.

- Porcentaje de individuos totalmente vacunados

NECESITAS UNA PRUEBA?

RECOGA UNA PRUEBA DE COVID-19 EN NUESTROS CENTROS

Zona 1

BIBLIOTECA MT. PLEASANT
3160 16th Street NW, 20010

Zona 2

BIBLIOTECA GEORGETOWN
3260 R Street NW, 20007-2940
BIBLIOTECA MLK CENTRAL
901 G Street NW, 20001
BIBLIOTECA WEST END
2301 L Street NW, 20037-1430
ESTACIÓN MT. VERNON SQUARE
700 M Street, NW, 20001

Zona 3

BIBLIOTECA CHEVY CHASE
5625 Connecticut Avenue NW 20015-2603
BIBLIOTECA CLEVELAND PARK
3310 Connecticut Avenue NW 20008-1301
CENTRO RECREACIONAL PALISADES
5200 Sherier Place, NW
BIBLIOTECA TENLEY-FRIENDSHIP
4450 Wisconsin Avenue NW, 20016

Zona 4

CENTRO RECREACIONAL LAMOND
20 Tuckerman Street NE
BIBLIOTECA PETWORTH
4200 Kansas Avenue NW, 20011-7245
BIBLIOTECA SHEPHERD PARK (JUANITA E. THORNTON)
7420 Georgia Avenue NW, 20012-1722

Zona 5

CENTRO RECREACIONAL EDGEWOOD
301 Franklin Street NE
CENTRO RECREACIONAL TRINIDAD
1310 Childress Street, NE
CENTRO RECREACIONAL TURKEY THICKET
1100 Michigan Avenue NE
BIBLIOTECA WOODRIDGE
1801 Hamlin St. NE, 20018-2439

Zona 6

CENTRO COMUNITARIO ARTHUR CAPPER
1000 5th Street SE
DC HEALTH
899 N. Capitol Street NE
BIBLIOTECA ROSEDALE
1701 Gales Street NE
CENTRO RECREACIONAL ROSEDALE
1701 Gales Street NE
BIBLIOTECA SHAW (WATHA T. DANIEL)
1630 7th Street NW, 20001
BIBLIOTECA SOUTHWEST
900 Wesley Place SW

Zona 7

BIBLIOTECA BENNING (DOROTHY I. HEIGHT)
3935 Benning Road NE, 20032
BIBLIOTECA CAPITOL VIEW
5001 Central Avenue SE, 20019-6470
BIBLIOTECA FRANCIS A. GREGORY
3660 Alabama Avenue SE, 20020

Zona 8

BIBLIOTECA ANACOSTIA
1800 Good Hope Road SE, 20020
CENTRO RECREACIONAL BARRY FARM
1230 Sumner Road SE
BIBLIOTECA BELLEVUE (WILLIAM O. LOCKRIDGE)
115 Atlantic Street SW, 20032
CENTRO RECREACIONAL FORT STANTON
1812 Erie Street SE

Para más información
visite testyourself.dc.gov

NEED A TEST?

Pick-up and drop-off a COVID-19 test at one of **27 locations across all 8 wards.**

PICK-UP AND DROP-OFF LOCATIONS

Ward 1

MT. PLEASANT LIBRARY
3160 16th Street NW

Ward 2

GEORGETOWN LIBRARY
3260 R Street NW

MLK CENTRAL LIBRARY
901 G Street NW

WEST END LIBRARY
2301 L Street NW

Ward 3

CHEVY CHASE LIBRARY
5625 Connecticut Avenue NW

CLEVELAND PARK LIBRARY
310 Connecticut Avenue NW

PALISADES REC CENTER
5200 Sherier Place NW

TENLEY-FRIENDSHIP LIBRARY
4450 Wisconsin Avenue NW

Ward 4

LAMOND REC CENTER
20 Tuckerman Street NE

PETWORTH LIBRARY
4200 Kansas Avenue NW

SHEPHERD PARK (JUANITA
E. THORNTON) LIBRARY
7420 Georgia Avenue NW

Ward 5

EDGEWOOD REC CENTER
301 Franklin Street NE

TRINIDAD REC CENTER
1310 Childress Street NE

TURKEY THICKET REC CENTER
1100 Michigan Avenue NE

WOODRIDGE LIBRARY
1801 Hamlin Street NE

Ward 6

ARTHUR CAPPER COMMUNITY
CENTER
1000 5th Street SE

DC HEALTH
899 N. Capitol Street NE

ROSEDALE REC CENTER
1701 Gales Street NE

SHAW (WATHA T. DANIEL) LIBRARY
1630 7th Street NW

SOUTHWEST LIBRARY
900 Wesley Place SW

Ward 7

BENNING (DOROTHY I. HEIGHT)
LIBRARY
3935 Benning Road NE

CAPITOL VIEW LIBRARY
5001 Central Avenue SE

FRANCIS A. GREGORY LIBRARY
3660 Alabama Avenue SE

Ward 8

ANACOSTIA LIBRARY
1800 Good Hope Road SE

BARRY FARM REC CENTER
1230 Sumner Road SE

BELLEVUE (WILLIAM
O. LOCKRIDGE) LIBRARY
115 Atlantic Street SW

FORT STANTON REC CENTER
1812 Erie Street SE

For more information visit testyourself.dc.gov

DC | HEALTH
GOVERNMENT OF THE DISTRICT OF COLUMBIA

WE ARE WASHINGTON
GOVERNMENT OF THE
DISTRICT OF COLUMBIA
DC MURIEL BOWSER, MAYOR

HAPPY *Thanksgiving!*

El gobierno de DC estará cerrado el
jueves, 25 de noviembre
y el viernes, 26 de noviembre.



DC | HEALTH
GOVERNMENT OF THE DISTRICT OF COLUMBIA

WE ARE WASHINGTON
GOVERNMENT OF THE
DISTRICT OF COLUMBIA
DC MURIEL BOWSER, MAYOR