



Albanian Youth 2015

“Slow change, Internet dependency
and ...EU trust!”

Alba Çela
Geron Kamberi
Elena Pici – FES coordinator

Albanian Youth 2015

Slow change, Internet dependency
and ...EU trust!

Alba Çela

Geron Kamberi

Elena Pici – FES coordinator

Albanian Youth 2015

“Slow change, Internet dependency and ...EU trust!”

Supported by:

“Friedrich Ebert” Foundation

Tirana office

“Abdi Toptani” street, Torre Drin, Kati i 6-te, Mailbox 1418

Tirana, Albania

Mob: +355 (4) 22 50 986/22 73 306; Fax: +355 (4) 22 62 067

<http://fes.org.al>

Data Collection and fieldwork:

IDRA Research & Consulting

Authors:

Alba Çela

Geron Kamberi

Elena Pici – FES coordinator

Year of publication: 2015

Data collection and the study was conducted during the period
September - November 2014

Table of contents

PREFACE	7
EXECUTIVE SUMMARY	9
CHAPTER I: YOUNG PEOPLE AND THE COMMUNITY: TRUST AND VALUES	
1. Introduction	18
2. Main findings	19
3. Findings and analysis	21
3.1 <i>Trust</i>	21
3.2 <i>Prejudices</i>	23
3.3 <i>Value hierarchy</i>	28
4. Conclusions	37
5. Recommendations	38
CHAPTER II: FAMILY AND FRIENDSHIPS	
1. Introduction	40
2. Main findings	41
3. Findings and analysis	42
3.1 <i>The relationship with parents</i>	42
3.2 <i>Marriage and couple relationships</i>	48
3.3 <i>Society and the social circle</i>	59
4. Conclusions	64
5. Recommendations	65

CHAPTER III: EDUCATION AND EMPLOYMENT

1. Introduction	68
2. Main findings	69
3. Findings and analysis	70
3.1 <i>Education - Importance and preferences</i>	70
3.2 <i>Evaluations of the education system</i>	76
3.3 <i>Employment</i>	81
4. Conclusions	92
5. Recommendations	93

CHAPTER IV: CONCERNS AND ASPIRATIONS

1. Introduction	96
2. Main findings	97
3. Findings and analysis	98
3.1 <i>Migration and emigration</i>	98
3.2 <i>The future and the purpose in life</i>	104
3.3 <i>Altruism and morality</i>	106
3.4 <i>Relationships with others</i>	106
4. Conclusions	108
5. Recommendations	109

CHAPTER V: LIFESTYLE: PATTERN OF CONSUMING, ENTERTAINMENT

1. Introduction	112
2. Main findings	113
3. Findings and analysis	115
3.1 <i>Leisure time</i>	115
3.1.1 <i>Options depend on what you can afford and where you are</i>	117
3.1.2 <i>Preferences for TV programs</i>	119
3.1.3 <i>Internet</i>	122

3.2 Expenditures.....	125
3.2.1 What is fashionable?.....	126
3.3 Other aspects of the lifestyle.....	128
3.3.1 Tobacco and alcohol consumption.....	128
3.3.2 Sexual life and activity.....	131
4. Conclusions.....	134
5. Recommendations.....	135
CHAPTER VI: DEMOCRACY AND GOVERNANCE	
1. Introduction.....	138
2. Main findings.....	139
3. Detailed analysis of the results.....	141
3.1 Governance and its components.....	141
3.1.1 Development problems and challenges.....	143
3.2 Democracy and politics.....	150
3.2.1 Interest and information on politics.....	150
3.2.2 Political behavior.....	155
3.2.3 Trust in democracy and in public institutions.....	159
4. Conclusions.....	165
5. Recommendations.....	166
CHAPTER VII: YOUNG PEOPLE AND EUROPEAN INTEGRATION	
1. Introduction.....	168
2. Main findings.....	169
3. Results and analysis.....	170
3.1 EU Integration.....	170
3.2 EU Integration effects.....	171
3.3 Time of EU Integration.....	172
3.4 What does it mean EU integration?.....	173
3.5 The engagement of the Albanian government.....	176

4. Conclusions	177
5. Recommendations	178

CHAPTER VIII: YOUTH VOICE

Introduction	180
1. Free time and lifestyle	182
2. Family and friends	186
3. Issues of trust and belonging	191
4. Concerns and aspiration	193
5. Education and Employment	195
6. Governance and Development	200
7. Politics	203
8. The process of integration in EU	208
Anex I: Methodology	213
Anex II: Questionary	217

PREFACE

In 2011 FES-Tirana published a first and very comprehensive study “Albanian Youth 2011” which very quickly became the most read and accepted research related to the Albanian youth. This initial comprehensive study was used in parliament by politicians as well as by journalists and researchers. But most important it became a kind of road map for all those who wanted to work for and with the youth and its organizations to raise their influence and reputation in politics and in the society.

The young generation in Albania is by no means a minority! Fortunately for the country the youth is a big majority which is one of the most promising resources of the country. But even when it became visible through the study that the young generation has certain and justified demands and needs the reaction of policy and society – more or less – still was too superficial. Yes parties and other organizations have more young functionaries and especially before elections the youth-issues were highly risen in speeches and promises. Nevertheless still there are only few changes for youngsters and their life-perspectives. The youth unemployment still is one of the highest all over the Balkans, and the education system still is offering more dead-end-streets than perspectives – not only for the youngsters but also for the Albanian economy. How can it be that still we have more than the half of youngster unemployed? How can it be that on the other side investors – Albanian and foreign ones – still are looking for skilled workforce desperately?

The continuation of this very bad perspectives of the young generation also may be the main reason for many other findings of the study which now was updated. Mainly there are only few changes in the results – and unfortunately the findings don’t show more hopes of the young generation that things will become better.

On the other side the findings give a lot of advices for all of us what should be done now. First of all the youngsters themselves will have to work for their better future since they learned that nobody else will do the job for them. But secondly politicians, parties and organizations have to recognize that it is not enough to give them functions because it looks modern but to work on their problems with them all days. Working for better youth perspectives is an issue for the whole country to prevent the brain-drain as well as the stagnation of the economy. The way to the European Union will be closed without incorporating the young generations' needs as soon as possible.

Frankt Hantke
Director FES

EXECUTIVE SUMMARY

The study 'Albanian Youth 2014' is a colorful snapshot of the situation of Albanian young people: their values, ambitions, desires, concerns, challenges and thoughts. At the same time it is also a summary of their activities, the various habits they have, the behaviors they display and the networks they are part of. This study is based on quantitative and qualitative research, mainly gathered through a national survey with 1200 respondents from all over the country as well as the structured discussion in 8 focus groups.

Data gathered by the national survey has been grouped according to the different thematic chapters which also correspond to the questionnaire. In each of the chapters we have used illustrative boxes with qualitative data gathered from the relevant focus groups for each topic. This study is composed of 7 main chapters:

- Trust and belonging
- Family and friendship
- Education and employment
- Concerns and aspirations
- Leisure time and lifestyle
- Governance and democracy
- Young people and European Integration

The content in this section, the executive summary, follows the listing of the study chapters presenting to the reader in a concise form the main findings and most important conclusions for each chapter.

Just as in 2011, when this study and this poll were conducted for the first time, we start again with the chapter: **Trust and Values** which examines the levels of family and horizontal trust. In this chapter other elements are those that shed light on the inner worldview and understanding of youth such as values, community belonging and spirituality.

The circle of trust for Albanian young people continues to be limited to the core family (10 out of 10 points possible hence trust at the outmost level). Young people show high levels of trust also towards relatives while from there onwards, trust levels drop to neutral or low (4-5 out of 10) for other categories with which daily interaction is frequent such as friends, colleagues, people with different faith or different political affiliations, etc. The lowest levels of trust are displayed towards neighbors (3/10 points) reflecting hence not only transition demographic changes but also changes in the values held towards the community. Albanian youngsters display on their own account low levels of experiencing discrimination in all categories. Their biggest prejudice is homophobia. The young people are very welcoming towards foreigners coming in from the West.

Only one in five young people in Albania has engaged in voluntary activities during 2014. The main values that Albanian young people uphold are personal dignity, loyalty and correctness. The least important values for them are innovative spirit, competitiveness and enrichment.

The levels of identifying with traditional religious denominations are quite high (a total of above 95 percent) while the level of practicing religion is very low, overwhelmingly displayed 3-4 times per year on the occasion of main religious holidays. Young people still continue the old tradition of visiting and paying respect to sacred places that belong to creeds other than their own: with 50 percent of those asked saying that they have carried out such a visit in 2014.

In the chapter **Family and Friendship** among other data we can clearly see that the role of the family as a key important social environment is still strong and the impact it has on the process of decision making among youth is very obvious.

Having encountered new options of the traditional couple relationship such as cohabitation has not changed much in the youth preference for the traditional form, that of marriage which is dominant among their answers. On the other side the continuous socio-economic changes and the level of the technology of information they are exposed to have diminished the differences between young people living in urban areas and those in rural areas in relation to concepts and attitudes towards virginity, marriage, cohabitation or the number of children they wish to have in their future family.

The friendly relationships between young people have changed considerably since there is a much higher number of places and sites now outside school where they can experience and consolidate their friendships such as clubs, lottery places, restaurants, pubs, dancing discos or gyms.

Even though the level of involvement of youth in conflicts or in acts of violence within these environments is low, youth admit that school is the place where they most see or face such negative phenomena. As a final conclusion we can say that the relationship of Albanian young people towards family and social friendships is a complex result of a variety of social, economic and cultural factors which have been transforming and shaping their attitudes in the last 20 years.

The backbone of interpreting the main youth interest and efforts lead naturally to the chapter of **Education and employment**. The data gathered this year allows us to conclude that the interest to benefit from qualitative education is still of primary importance to young Albanians. Despite the increased levels of information on the importance and benefits of vocational education over the last years, young people seem to be still largely attracted by the perspective of a university education, despite its chances of leading to secure employment.

In the estimation of the quality offered in Albanian schools and universities perceptions that highlight phenomena such as corruption, grade buying and buying off exams persists in a concerning way that erodes the legitimacy of these education institutions. This leads then naturally to the youth preference of seeking education especially higher education in schools abroad.

In the meantime the role played by economic factors determines a series of behaviors and attitudes towards their education which then influences their perspectives on employment too.

Employment is the keynote word for all young people and particularly more so for those who have just graduated or are about to do so being in their last year of studies. The data gathered in this study reveals that having an internship or any period of practicing skills is not a common occurrence among youth. Only 17 percent of them report to have been engaged in an internship. The majority of young people think that they will have to go through a waiting period before being able to find a job upon the completion of their studies. 26 percent of them are pessimistic about the prospect of finding a job. Currently in Albania one in five young people is employed either part time or full time, signaling a decrease in the levels of employment when compared to the results of 2011 which saw 35 percent of young people in a job. Only 30 percent of those who are working find themselves in a job which corresponds to their profile of studies and education background. Public administration persists in being a strong magnet for young people since half of them prefer to be employed in this particular sector. Compared to the data analyzed in 2011 there is a slight increase from 25 to 33 percent in the number of youth who prefer to be employed by the private sector. Young people believe that the most important factor in being able to find a job are their acquaintances and friends which can favor them in securing employment. According to the collected answers education and professional skills play only a secondary role and have the same value as political connections when finding a job. When choosing a profession young people are mostly considering the revenues that will bring and after that the stability of the job.

One of the most interesting findings of the chapter **Concerns and Aspirations** is that despite the decrease in the tendencies of internal migration there is an increase in the trend of emigration. The Albanian society during these years has continued to experience a large flux of internal movement from rural to urban areas as well as from Albania to other countries. These large scale movements have heavily influenced the lifestyle of youth but also the general concepts they use to determine and distinguish between good and bad, desirable and repugnant, valuable and useless. Despite the fact that these movements have been frequent and almost out of control data

reveals that they have led to the gradual fading of differences in the values and attitudes harbored by urban and rural youth.

Internal migration has brought also social disruptions, lately even an increase in the levels of crime. Mostly it has led to high levels of uncertainty in young people as well as difficulties in conforming to the norms of urban lifestyle. Despite the data which confirms that young people in Albania believe in values such as courage, altruism and open-mindedness there are still some persistent thoughts that place above everything else the tight connections of family belonging and having the right friends in order to achieve success in life.

“The friend”, is almost at the level of an institution that can take care of a large part of concerns from employment to family issues and which is cherished as one of the most valuable assets an individual can have in Albania since few are the young people who are confident that they can reach what they desire without the special help of the right kind of friends. This indicator reflects the low level of formal institutionalization of the society as well as the feeble independence of the individual to solve problems when faced with the unknown. The fact is that among youth this kind of mentality is on the gradual decrease parallel to an increase in trusting themselves to face life, to face its problems regardless of ‘friendships’. However it is difficult to let go of the thought that ‘friends’ can increase the well-being of one’s own and of one’s family.

It is quite impossible to talk about young people without mentioning aspects of their lifestyle and their leisure time options. The specific chapter devoted to these, **Leisure time and Lifestyle** seeks to present a full panorama of their behaviors and consumption patterns. The interesting findings can help us also to reach recommendations for specific interventions to improve the health and engagement of young people. The data in this section also helps us to understand which media and information tools have the largest influence upon them.

The main options that youth have when it comes to spending their leisure time are television, music and going out to bars and cafes with friends. The number of young people in Albania who use their free time to read is in obvious decline: about one third of young males asked never read. Young people do not frequently go to the cinema since cinemas are available only in a few of the biggest cities. One additional element for the decrease in the numbers of those who go to the movies is the gradual but steady replacement of this activity by the Internet, since young people are downloading or watching movies online.

Young people spend an average of 3.2 hours watching TV. The programs on TV which are more popular with youth hence have a larger audience are those with music, action movies and soap operas. 85 percent of young people in Albania have access to Internet. Young people spend an average of 3.2 hours navigating online, mainly in social networks and media.

Young people need an average budget of 11.000 lek per month in order to meet their needs for purchase of clothes and accessories, services such as the gym or hairdresser as well as for being able to go to bars and cafes (entertainment).

For about 90 percent of the youth, 'looking good' or 'looking beautiful' and 'dressing well' is in fashion. Marriage is losing ground as something in fashion among youth perceptions. Same as in 2011, consuming marijuana is also seen as mostly not in fashion. 17 percent of the young people interviewed are regular smokers. Alcohol is used rarely by youth and mainly on weekends. More than half of the young people believe that alcohol consumption is not acceptable as a social behavior.

A third of the young people deny having had any sexual relationships and another third of them reports to carry sexual relationships with one sole partner. Males are on top of the subcategories of youth which are sexually active and have more than one partner. About 30 percent of young people use protection (in various forms) regularly in their sexual life, in contrast to 23 percent who say that they never use protection in sex. A considerable part of youth uses protection measures only occasionally. More than half of the young people, 57 percent still believe that virginity is an important value especially when it comes to females.

It is important to know the opinion of young people over the state of democracy and governance in the country since they represent the most active segment of a normal democratic society. For this reason the chapter **Governance and democracy** presents and analyses the attitudes and perceptions of young people for these two pillars of the society. *Governance and development* of the country represent two important and interconnected factors which influence youth in their daily life and activity. From the data in this study we can observe that young people single out the following problems that concern them despite their differences in the socio-economic status, education level and geographic location: lack of rule of law, street crime and various forms of trafficking.

On the other side, threats originating from international terrorism or the alteration of the ethnic identity in the countries where they have emigrated take a secondary seat as concerns. Most of the concerns and troubles that young people talk about are related to the challenges and issues they face in their daily efforts such as poverty, unemployment, job insecurity or even the environmental degradation and the increase in tumor diseases. These primary concerns determine in turn the fact that young people seek in governance and development the solution and the path to improving their lives. They see the opportunity to experience their future as a normality and not as a nightmare.

The majority of young people give a hesitant yet optimistic and hopeful estimation about the future and the economic development of Albania in the next ten years. In the same time this blends into a continuous sentiment of insecurity due to the long and tiring transition of the country. The level of trust that young people have in public institutions is still low which in turn needs to motivate the latter to establish more transparency and accountability in their job. As long as poverty and unemployment rank high in youth concerns as an active labor society segment, young people will continue to see the governance as the primary actor to lead the fight against both these negative issues.

Albania is an official candidate country which aspires to join the EU and with an average age of population at 25. In this context it is natural why the chapter Young people and European Integration assumes a considerable importance. Given the fact that the most important project of the entire

Albanian political class is that of EU integration, this particular part of the study measures the pulse of young people in relation to their support, expectations about the possible accession to the EU and other related aspects.

Albanian young people are the most pro-European segment of their society and 87 percent of them would vote in favor of their country becoming an EU member state. Albanian youth has dual expectations for accession and the process of integration: economic and political development. A very small part of them are skeptics, 5 percent who are mostly afraid of the economic crisis and its impact.

Albanian youngsters are dubious and confused in relation to the expected timing of accession: large parts of them, 70 percent in total expect the process of integration to be concluded within the next 5 or 10 years. In the mindset of Albanian youth integration and accession are mainly associated with free movement, the right to stay, live and work in one EU member state unhindered by time limits or any other obstacles.

There is an increased positive evaluation by the part of youth towards the engagement of the Albanian government to fulfill the obligations of the integration process. Hence this year almost 50 percent of youth asked are either satisfied or even very satisfied with the role of the executive to carry on the necessary reforms in the EU integration platform. This developments also reflects the sense of optimism after the granting of the official candidate status to Albania.



CHAPTER I

Young people
and the community:
Trust and values

Prepared by: **Alba Çela**

1. Introduction

Trust and belonging in the context of various social groups determine a large part of the behaviors and attitudes that people carry on in their daily lives. They also play a decisive role in the decisions that all people make. Academic literature claims that countries and communities that are passing through or have just passed through major transition periods show high levels of trust only for their families and high levels of skepticism towards pretty much everyone else. Up to now, many polls in Albania seem to verify this claim and it shall be interesting whether in the future youth surveys such as this one will indicate any signs that the trend shall be different from the ones now.

Albania just as other countries especially in Europe has experienced in the last two years concerning symptoms of the phenomenon of religious radicalization and extremism. There have even been about 80-90 Albanians that have joined the terrorist group ISIS in the war in Syria and Iraq. From various sources we know that the major part of these people is relatively young. Hence measuring the pulse of youth about various perceptions and experiences that relate to their religion becomes paramount. Also it is important to know and measure frequently whether they still believe and behave according to the paradigm that religious harmony and coexistence is an asset to Albania.

2. Main findings

- Family is the core spring of trust for all young people in Albania where the level of trust reaches 99/100 points. The following category is that of relatives where trust level is about 74/100 points. After this the trust levels fall to average or low. The lowest trust levels are those that pertain to neighbors with just 33 out of 100 points possible.
- The main prejudice that Albanian youngsters have is a strong homophobia especially among males. There are also prejudices towards the Roma community displayed by the fact that 15 percent of youth would feel bad/really bad if they had such a family as neighbors.
- Asked for a first time this year how they would react to new neighbors that are obviously a very religious family (publicly and regularly practicing) over 50 percent said that they would welcome them and 38 percent would be indifferent to such a development.
- Young people have reported very low levels of experiencing discrimination in their lives. In the few cases where this has been an issue the main factors of discrimination have been economic status and political affiliation, a strong departure from four years ago where the factors behind discrimination for youth were their background and origin (rural/urban of the part of the country they came from North/Center/South).
- Asked about their values, over 40 percent of young people believe that personal dignity is the first and foremost value that they uphold. Loyalty and correctness follow up closely as values which are also deemed important.
- The numbers of young people who attach importance to values such as creativity, enrichment and competitiveness is very low.
- The number of people who mention social status (prestige) as an important values has halved: four years ago about 25 percent of young

people mentioned social status as their second or third most important value while this year the same group is about 9 percent. Values such as tolerance and altruism have also lost ground in the ranking of youth important values.

- One in five Albanian young people reports to have been engaged in a voluntary activity in the year 2014, signaling a slight increase from the survey in 2011 where this number was just 16 percent. The usual activities and initiatives in which young people engage as volunteers are 'cleaning up public and green spaces' but there is an increase also in the volunteering to give free lessons of computer and technology use.
- The main reasons that motivate volunteering for youth are the desire to feel active in society and the feeling of commitment and dedication.
- Albanian young people largely identify themselves with one of the main religious groups in the country: 76 percent as Muslims, 7 percent as Orthodox Christian and 10 percent as Catholics. Only 2 percent say that they don't identify with any specific religion while 1.2 percent say that they are Atheists.
- The majority of young people practice or celebrate their religion only during the main religious holidays. A full 61 percent mention this kind of practicing while another 23 percent say that they never practice their religion.
- Half of the youngsters asked said that during 2014 they have visited one sacred place/ building which belongs to a different faith than their own.

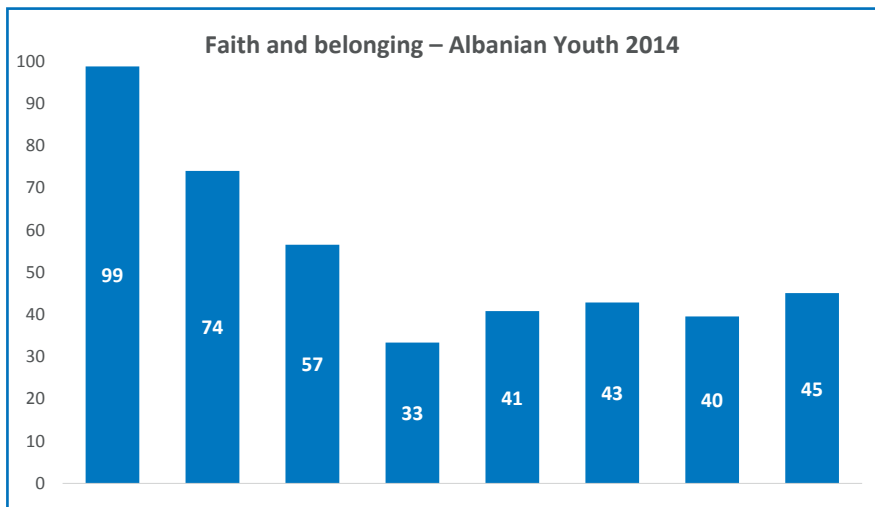
3. Findings and analysis

3.1 Trust

The first most trusted category for Albanian young people is their family with 99/100 points hence showing maximum level of trust. The second category of the most trusted is their relatives with 74/100 points.

After this level of closeness, young people demonstrate neutral or low levels of trust. Hence trust in their friends is just above the threshold of 50 percent, with a total trust level of 57. Trust in their colleagues, in people with different faith or political affiliation and even in their religious leaders of their communities fluctuates between 40-50 percent. These levels show generally a moderate and slightly skeptical overall climate of horizontal trust. More specifically trust in colleagues at work is 41 points, people with different religions at 43 points and people with different political affiliations at 40 points. Religious community leaders enjoy a trust of the level 45 points.

B1. Please imagine a ten (10) level evaluation, in which you would value with one (1) the people you trust less and with ten (10) the people you trust more. In which level would you categorize the following persons?



The results mirror largely those of four years ago with a slight change in the trust towards religious leaders which seems to have increased in the meantime from 38 to 45 points. In general the numbers make up a panorama of low social and horizontal trust, trust which is not confined to blood connections of kin and family.

Despite the low levels of trust towards neighbors in the numeric analysis, when it comes to more detailed conversations young people are aware of the need of having good relations with them especially because in times of need and emergencies neighbours can be of help. The need to create a spirit of coexistence in the community where they live is also seen as important by young people.

“You could always call your relatives, your own people, but if they are far away and those that are close to you don't assist you then it won't help” – is the opinion of one young boy from a village in the district of Tirana. These kind of evaluations are based on the fact that many families have their children and relatives living abroad as immigrants and in times of need they find themselves dependent on neighbours' help.

The inner migration mainly from villages towards large cities has prompted many problems in the realm of relations with neighbours and the small community.

Hence young people who usually rent houses seem to display a large array of issues with neighbours. Hence a couple of them narrate that ***“ We used to live in smaller cities and we notice very much the [differences] when it comes to neighbour relations because we used to have very close relations while here in Tirana is different. I have many problems with neighbours, they block your road etc, absurdities!”***

And another saying:

“It is really bad here in Tirana, neighbors discuss and confront each other on banalities, things that don't matter, mainly about the common staircase because nothing else bonds us. They even want to forbid you from hanging out clothes to dry in the balcony since they claim it makes their window glasses dirty. It is really bad!”

3.2 Prejudices

Just as noticed four years ago in the same poll the main and strongest prejudice among Albanian young people is homophobia. Asked how they would feel if a homosexual couple would move in close to them (as neighbors) most youngsters, about 55 percent say that it would make them feel bad or very bad. 34 % of them say that they would be indifferent to such a thing while 11 percent say that they would feel well or quite well if it happened. Males are much more homophobic than females: 45 percent of males would feel bad from such neighbors in comparison to 26 percent of females. Young females mostly display indifference and neutrality with 40 percent of them choosing this kind of reaction to the future hypothetical homosexual neighbors.

There are also considerable differences in the reaction of youth in Tirana and in other places: the levels of acceptance or indifference in Tirana are much higher than those displayed in other smaller urban communities and rural areas where the general situation is that of strong negative sentiments towards homosexual (LGBT) individuals.

Extreme depictions and myths about LGBT community

The concern emanating from such high numbers of homophobia is compounded by the insight in the youth mentality that we have from the qualitative analysis. In their conversations young people mention and elaborate some extreme thoughts and entirely absurd myths about the 'risks' that they perceive would come to them or their kids from a homosexual couple that would move in close to them.

Hence some young people say that their behavior and the influence they would have on children would be a large issue to them. This displays a total lack of education on the issue. Some young people from rural areas say:

"In this case [homosexual couple as neighbors] for me it would be a problem because if you live near them eventually you would have to face them and I don't know and excuse my language but they are very perverted."

Another obviously very confused young person says that

"it wouldn't have an influence on me ...but more on the family and on the little ones [children].... Today children asks questions on everything and they have very clear answers on what they would say to the kids."

The negative connotation is clear although it remains unknown what specifically this person thinks would be the risk towards children or the 'wrong/ problematic' information they would get in this occasion.

These kind of articulation from young people and the kind of strange and dangerous myths they have about the LGBT individuals signals a deep lack of information and education about the LGBT community and on human rights in general.

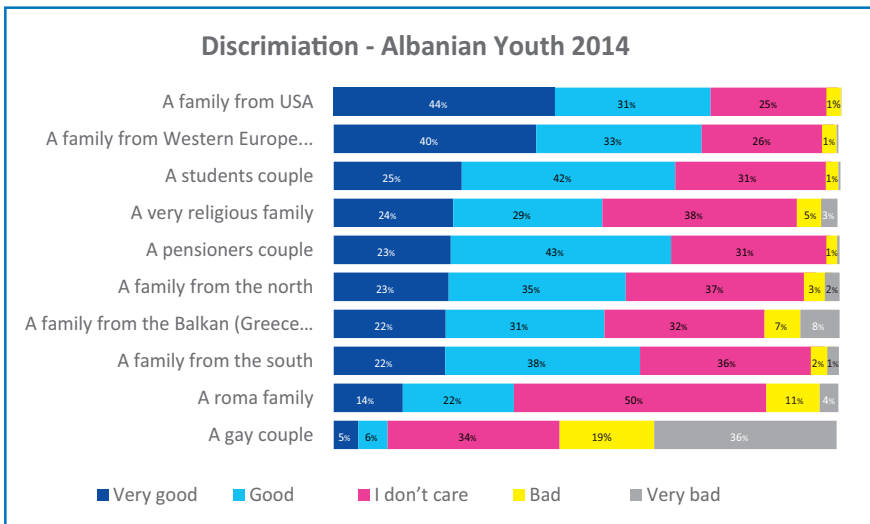
Some prejudice, although at low levels, exists also about the Roma community. A Roma family moving in as neighbors would make 15 percent of the young people asked feel bad or very bad. Half of the young people said that they would be indifferent to this while 36 percent said that it would make them feel well.

A similar group of 15 percent would not welcome a family from another country in the Balkans as neighbors. Such an occurrence would leave a third of them indifferent while more than 50 percent would feel well if it happened.

The reaction towards potential neighbors coming from various regions of Albania (North/South) or towards students or pensioners does not indicate any signal of prejudice, being largely positive or neutral.

The most welcomed neighbors which would render young people even happy are foreign families from Western Europe or the United States. More than 70 percent of young people would feel well or really well if they had such neighbors and the rest would be neutral to them.

B2. How would you feel if next to your house would come to live one of the following families?



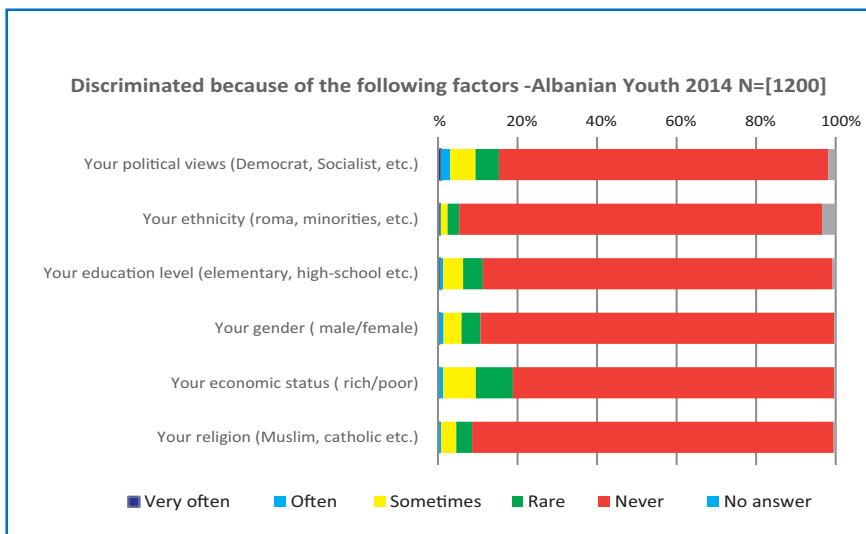
Asked for the first time this year how they would feel towards a new neighbor which is an obvious avid practioner of religion, young people over 50 percent of young people asked said that they welcome them and feel well about them followed by 38 percent which would simply be neutral. A small minority of 8 percent would feel bad about such neighbors.

Experiencing discrimination

Discrimination does not rank among the issues that are of concern in the lives of young people. For all the categories of various forms of discrimination about which young people have been asked in the survey the answers indicate low levels of discrimination being part of their reality be it in terms of gender, background, ethnicity etc. The discrimination being reported is usually at very low frequency and almost incidental rarity.

Although the numbers are quite small it is still interesting to see that some young people are being discriminated on the basis of their political affiliations or their economic status. About 15 percent of the young people asked have been discriminated at least once in relation to their political leanings (the majority 6 percent have felt this only rarely). More youth, 19 percent have been discriminated for their economic status, among them 8 percent very rarely and 7 percent sometimes.

B3. Have you ever been discriminated because of the following factors? How often?

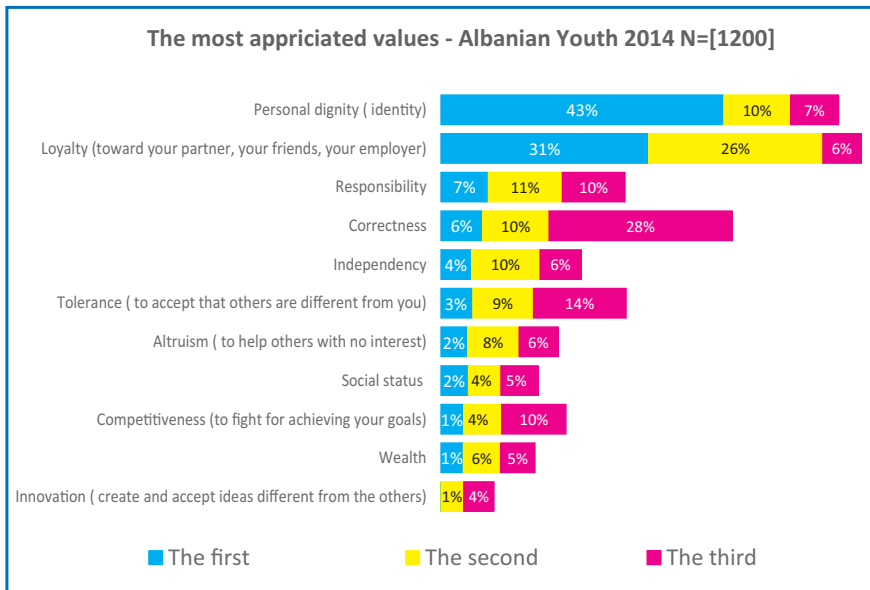


Gender has also been the source of rare discrimination for about 11 percent of young people. A similar phenomenon hence a rare casual discrimination in relation to the education level has also influenced about 10 percent of young people asked. In all the cases the frequency has been rare. There is a change in the factors of discrimination from those that were reported four years ago. While in the previous survey the main factors generating discrimination were the region of origin and the rural/urban background division, this time the main factors seem to be economic status and political belonging.

3.3 Value hierarchy

Asked about the importance that they associate with various values, the predominant number of young people remain very appreciative of personal dignity. Over 40 percent of the youth answered that personal dignity is the most important attribute for them. Personal dignity is the first important value for 43 percent followed by 10 percent who says it's the second most important value for them and 7 percent that say it is the third most important value. Hence for a total of more than 60 percent personal dignity is in the top three list of important values.

B4. *What are the three values you appreciate the most? Please rank these values based on their importance!*



Females are more prone than males to choose personal dignity as their most important value mentioned. 47 percent of females in comparison to 37 percent of males chose personal dignity as their top most important value in the list.

For a considerable part of the youth other very important values include loyalty and correctness.

Being loyal to the people you share your life with such as the partner, friends, the employer and so on is the first most important value for a third of the young people asked and the second most important value for 26 percent of them. For a smaller group of 6 percent loyalty is their third most important value.

Correctness gets a high number of answers in the category of the third most important value with about 28 percent of the total answers while it also figures as the first and second most important value for smaller numbers of them.

Other important values for the mindset of young people in Albania are responsibility and tolerance.

Tolerance is the second most important value for 9 percent of the young people and the third most important for about 14 percent of them. For about 20 percent of youth responsibility is either their first or their second most important value. Responsibility also gets a small number of answers as third important value.

Mentioning other values to youth generates very small numbers. Hence very few young people chose to place importance in values such as enrichment, creative spirit and competitiveness, values which the current public debate claims are connected to special attributes that make the difference in attaining personal success.

If we compare the ranking of values according to importance for youth from 2011 to 2014 we see some differences. First there is a decrease in the young people which mention dignity as their first and foremost value, the 2011 number of youngsters who chose this as their first was 62 percent while in 2014 it is 43 percent. There is also a visible decrease in those that mention tolerance as their second most important value, from 20 percent four years ago into just 9 percent this year. The place of tolerance this year

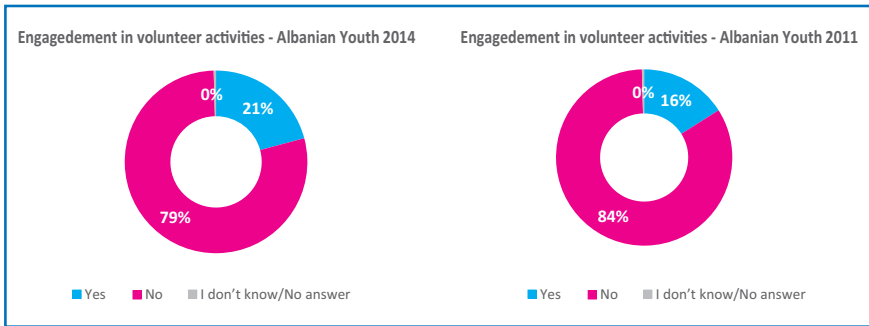
has been claimed by loyalty. There is also a sharp decrease in the number of young people who chose social status/prestige: from 25 percent who in 2011 had status as their second or third value into just 9 percent of them in the same position this year.

We can notice a similar decrease in the numbers of those who value altruism in the second and third place of importance. In 2011 around 24 percent ranked altruism in these spots while in 2014 only 14 percent do so. The fact that young people prefer to rank highly those values that belong to traditional and conservative outlooks and forgo the values that signal modernity remains one of the most interesting facets of their profile. At first sight this choice contradicts their wide exposure to media and globalism.

Volunteering

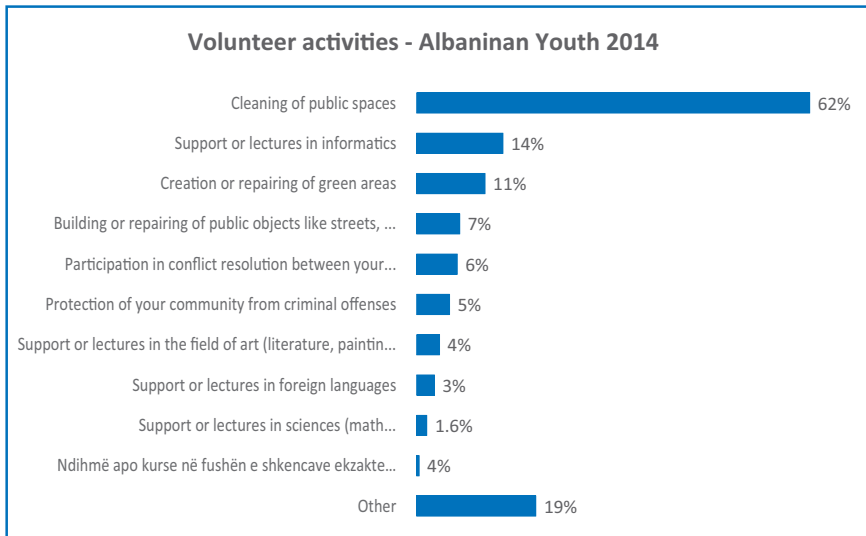
One in five young people reports to have participated in a voluntary activity in the last twelve months (2014), with a slight increase since 2011 where the corresponding figure was just 16 percent.

B5. *Have you been engaged in volunteer activities/ works for the which was not necessary to get a payment during the last 12 months?*



The most usual activities in which youth finds themselves as volunteers are cleaning public spaces. Hence around 60 percent of those that have volunteered in 2014 have done so by cleaning up and fixing public spaces and sites. Another 14 percent of those that have been volunteers have given free lessons and courses in computer use and technology, a new field of volunteerism with a lot of potential to increase activism. One in ten volunteers has contributed in maintain green spaces.

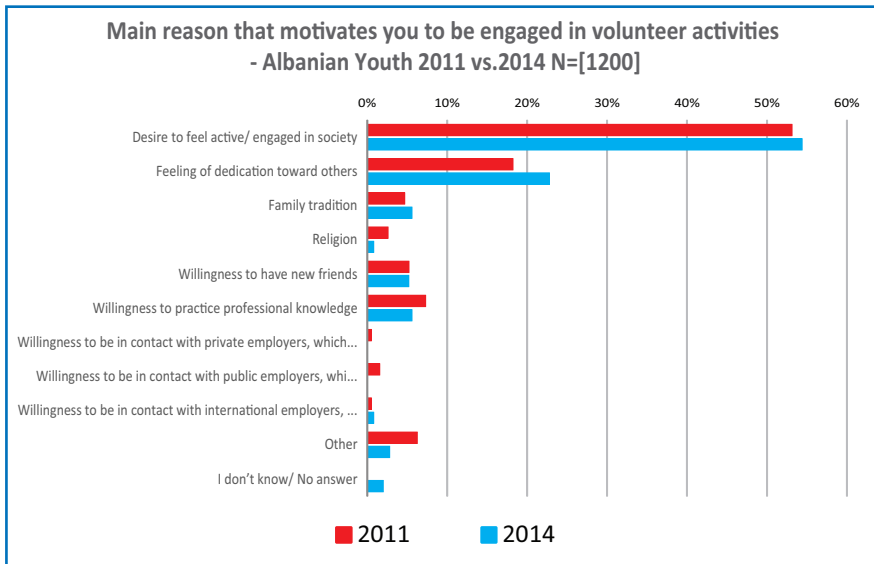
B6. In which type of the below mentioned volunteer activities have you been involved during the last 12 months? [You can choose more than one option]



It is obvious that levels of volunteerism go down with age: hence from the young people of smaller ages (16-17 age old) about 29 percent of them have been volunteers while at the age bracket of 18-22 age old only 22 percent have volunteered. The smallest numbers of volunteers are among the ages 23 years old and up out of which only 14 percent have been volunteers. This trend comes in part also due to the requirements in high school for students to partake in volunteer activities and special volunteer days, a requirement that goes away with age. Hence volunteerism that comes by one's own will and activism seems really low.

The reasons why young people feel motivated to be volunteers are several but the most important one is still the desire to feel active in society. More than 50 percent of the young people who have taken part in volunteer activities mention this reason for doing so. Another factor is the feeling of commitment to others which is mentioned as a reason by about 23 percent of the volunteers, signaling an important increase since 2011 when this factor accounted for only 18 percent of them. Other reasons in small numbers include family tradition and the desire to put to practice different skills.

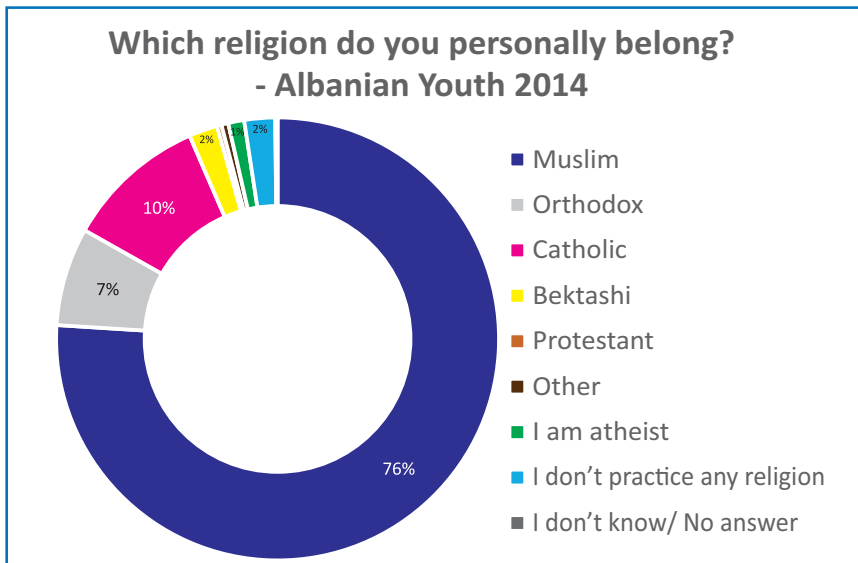
B7. Which is the main reason that motivates you to be engaged in volunteer activities?
 [Show your card, Only one answer!]



Religion: faith and practice

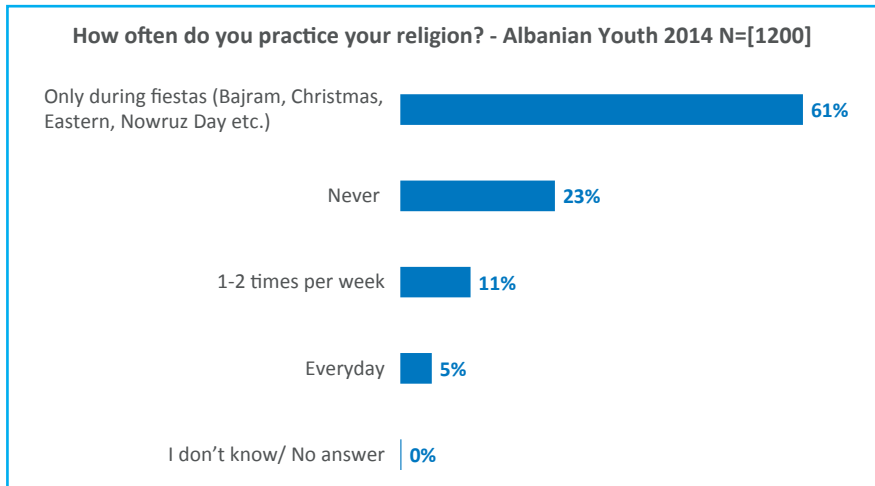
Asked with which religious denomination they identify themselves, young people in overwhelming numbers choose to be identified with one of the main traditional religious communities in Albania. Hence 76 percent of them say that they are Muslims, 7 percent Christian Orthodox, 10 percent Catholics and 2 percent as Bektashis. Only 2 percent of them say that they don't identify with any religion and 1.2 percent say that they are Atheists.

B8. Which religion do you personally belong?



Despite this fact, religious belonging seems to be just at the level of self-identification since the levels of practice of religion are quite low. Most of the young people answer that they practice religion only on the occasion of the major holidays, hence a few days per year. A full 61 percent says that they practice only on holidays followed by 23 percent who admit that they never practice their religion. A smaller group of 11 percent practices religion on a weekly basis while a very small minority of 5 percent say that they practice daily. A total of 80 percent of young people in Albania are not religion practioners and remember to practice their religion only during the main religious holidays and festivities.

B8.1 How often do you practice your religion?



Youthful voices confirm religious co-existence and the traditional harmony

In a time when the world recoils from the aggressive displays of radicalism and violence vested with religious rhetoric covered by media all over the globe, it is almost comforting to hear that large numbers of young people in Albania stay away from divisions and conflicts with religious connotations. Here are some of their voices on these issues:

"I would also say that [religious harmony] is a good thing, a beautiful thing, which means that you accept the other, you believe in them."

"the last thing I care about is religion, this is at least regarding me but I know that there are other people who really care about it, radicals."

"For me, in a relationship with a friend religious denomination is not important ..."

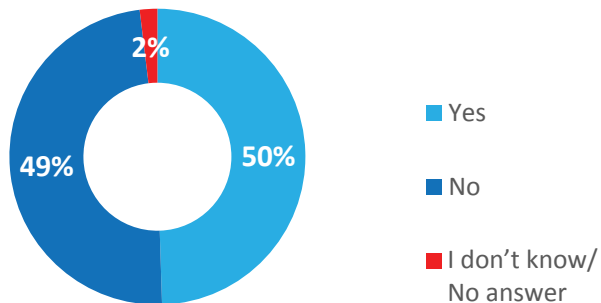
"I have a special case, my mother and my father belong to different religions and both of them respect each other, we get to celebrate all the holidays."

In any case this harmony can not be taken for granted , as we have noticed an increasing trend of a small group of young people being recruited by extremists and eventually being included in the harsh conflicts going on in Syria and Iraq.

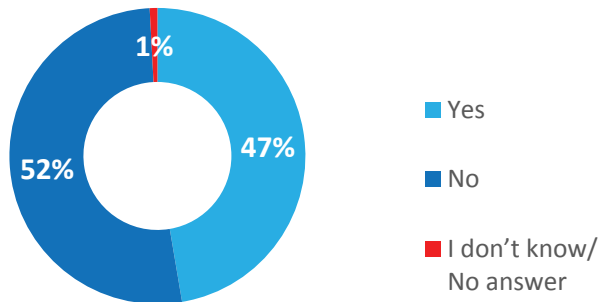
Out of the surveyed young people, half of them (47 percent) report that they have visited and paid respects to a sacred place or site which belongs to a faith/sect that is different from their own. This is a common practice in Albania. Just as in 2011, young women are more likely to perform such a visit with 52 percent of the females in comparison to 43 percent of the males that have done such a visit to a sacred place during 2014.

B9. Have you ever been in holy places different from your religion?

Have you ever been in holy places different from your religion? - Albanian Youth 2011 N=[1200]



Have you ever been in holy places different from your religion? - Albanian Youth 2014 N=[1200]



4. Conclusions

In this year's analysis the family is the irreplaceable element which enjoys full trust among young people in Albania. Trust in any other actor outside the family is variable and not high. Particularly poignant is the fact that young people do not seem to trust much their friends and colleagues and even less their neighbors for which they have the lowest level of trust. The neighbors are a group with which they interact only in cases of necessity when a joint space issue needs to be addressed.

Young people in Albania seem to be very lucky in experiencing very minimal levels of discrimination. They also say that they hold no prejudices towards various groups, however they do harbor a strong homophobic sentiment.

The most important values for Albanian young people are those that relate to the personal character such as dignity and loyalty. Values that are connected to social interaction such as tolerance and social status come at the second place. Values connected to achieving more such as competitiveness and enrichment appear very weakly in the psychological mindset of the Albanian youth.

Fortunately Albanian young people are still protected by the traditional religious harmony in Albania and their approach to faith shows tolerance. They are largely free from radicalism and extremism signs. Young people practice religion rarely, mostly on the occasion of major religious holidays. They visit frequently sacred places that are not affiliated with their denomination. In the context of the global developments that see religious confrontation on the rise this level of resistance of the old model of coexistence testifies to the strength of the harmonic fabric that connects the Albanian society. However it is not to be taken for granted but monitored closely and protected with care.

5. Recommendations

- Human rights education as well as encouraging respect for communities and individuals often perceived as others is fundamental for having future citizens that refrain from hate and discrimination. Preventing hate speech and hate crimes starts from this. The high levels of homophobia displayed by Albanian youth are concerning and should be the target of coordinated multiple-actor initiatives in order to inform young people and dissipate the myths and misconceptions that they carry within in relation to LGBT individuals.
- Volunteerism among Albanian young people, but also in society in general, continues to remain in quite low levels. It continues to be focused mainly on activities that relate to cleaning up public sites and practiced mainly by very young people. Volunteering in different activities helps to create and maintain a sense of community, strengthen positive social values and increase the sense of responsibility towards others in the future adults. Hence continuous and creative efforts to encourage volunteerism in a systemic way should be kept up by various factors such as education institutions, civil society but also by the media.



CHAPTER II

Family
&
friendships

Prepared by: **Geron Kamberi**

1. Introduction

Albania is still experiencing its 25th year of the post-communist transition. The Albanian youth aged 16-25 years old were born and grew during this period which constitutes a social as well as a political and economic transition. The different models, norms and social stereotypes that were inherited from the period before the 90s experienced many changes. For some of them continuity prevails while the others are adapting to new socio-economic conditions. Traditional values of the Albanian society such as family, relationships with parents, marriage and social circle are trying to resist but also adapting with other phenomena such as migration and emigration waves as well as the beginning of social stratification on the basis of income and wealth. All these have created for the young Albanian a series of different micro and macro social environments where they are shaping their own system of values in relation to family and society. These changes have affected and even continue to affect increasingly the rural areas where the development of the transportation system, migration and mass communication networks have accelerated and changed their way of thinking. This is then approaching gradually that of the urban areas. Despite the rapid changes, the Albanian family still continues to have and play a key role on the life and decision-making of youth people. In that way it remains an important factor that determines their actions against other social micro-environments like schools and social venues. The role and influence of the family created over the years through the stable relations is visible on the whole system of values that youth relies upon. The links of youth Albanian people with the society and friends circles are part of a series of changes that coincided with the new reality after 90s. In the meantime the diversity of forms and ways to experience the company of peers is associated with the decline of various prejudices among them. It has facilitated a more frequent communication between young people thus reflecting the dynamics of the Albanian society.

2. Main findings

- 80% of young Albanians continue to consider living with the family as an element of their emotional stability and economic wellbeing.
- Even the wealthy young people do not intend to break away from the family but live with it.
- The family continues to have an influence on their most important decisions including the choice of the partner.
- 61.5% of young people state that father is still considered as one of the most influential people within the family where his role is greater in the North and in the countryside.
- 80.1% of young people imagine themselves married in the future and having a family.
- Between the options of cohabitation and marriage, Albanian youth consider the latter as most important since it is more conducive to shared responsibilities between each other.
- Among the primary features they would consider when choosing a partner for marriage, personality and common interests are what matter most, but beauty and appearance are increasingly being factored in as well.
- Friend circles among youth in urban and rural areas are created and frequented despite the economic status between them.

3. Detailed analysis of the results

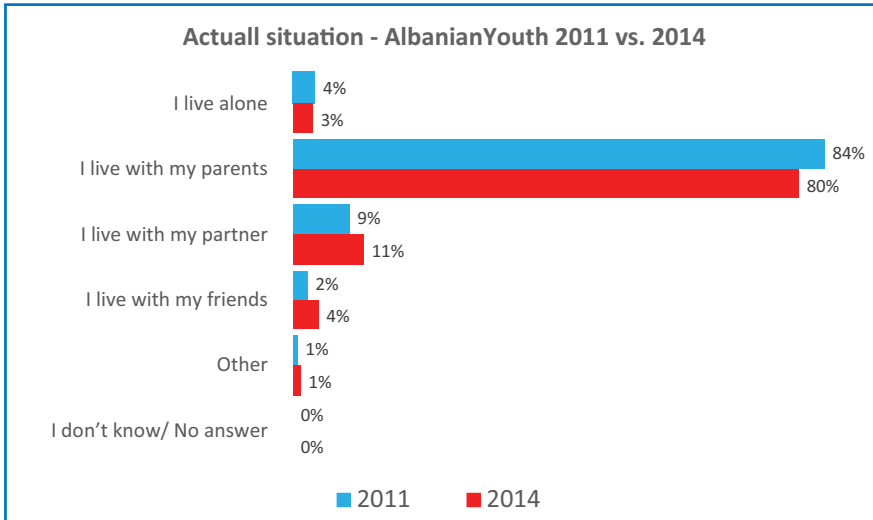
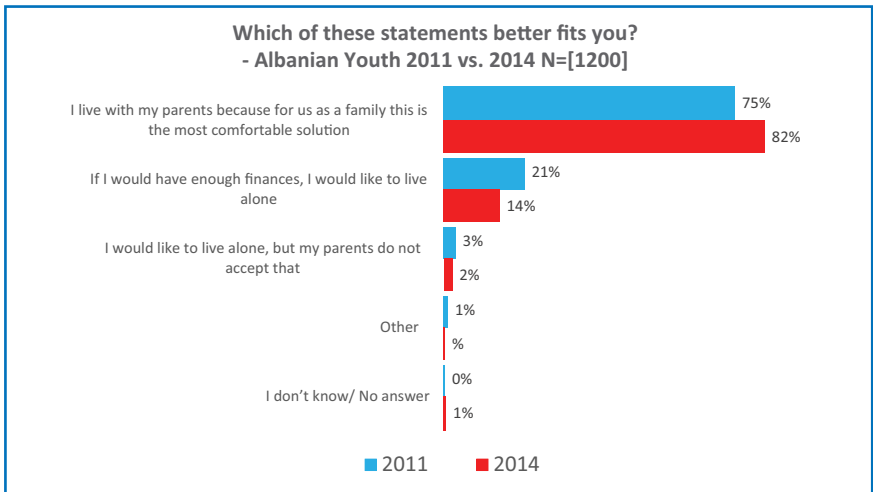
3.1 The relationship with parents

The survey data shows that the family continues to be a safe haven for young people as 80% of respondents at national level have answered that they live with their parents. Compared to the 2011 data where this figure was 84% we can notice a slight decrease and it seems there is a trend that makes young people more independent from their families. Examining the differences between young people living in the countryside and those in the city, there isn't any significant change despite the fact that such percentage is a bit higher among the young people of rural areas. But there is also a decrease in this percentage from 88% in 82% compared with 2011, which shows that even the young people in rural areas are creating new social behaviors in line with socio-economic changes

At the same time the percentage of young rich people remains unchanged with 83% who still declare that prefer to live with parents.

Although young people in Tirana support the idea of living with the parents, a decrease compared to 2011 where this figure was 79% can be noticed which is now 70%. In that way they have also deepened the distance with the youth of other cities where such percentage is 87%. This is an evidence of different behavior and attitudes of youth living in a metropolis where the models and traditional approaches continue to change rapidly. Meanwhile, in relation to the 2011 Youth study data, there is an increasing number of young people with tertiary education (from 66% to 75%) who prefer to live with their parents, and which can be associated with the uncertainty due to the current economic crisis.

Compared to the results of 2011, there is also an increase of young people, from 74% to 82% who consider living with their parents as an appropriate solution. At the same time there is a higher percentage of young people from wealthy families, 83 % against 70% in 2011, who also regardless their economic opportunities to choose a life where could be more independent from the family see life inside the family still as a better solution.

C1. *Actually, with whom do you live?*C2. *Which of these statements better fits you?*

Living with parents, the best option for Albanian youth

Based upon the 2014 survey data, the majority of young people who participated at the focus groups discussions stated that they live with their parents. The evidence of focus groups confirms the ground survey data according to which 4 in 5 interviewed young people currently live with the parents. The financial opportunities, the difficulties faced when they had tried to live alone (cooking, cleaning etc) are ranked among the main reasons why they continue to see life with their parents as the best possible option.

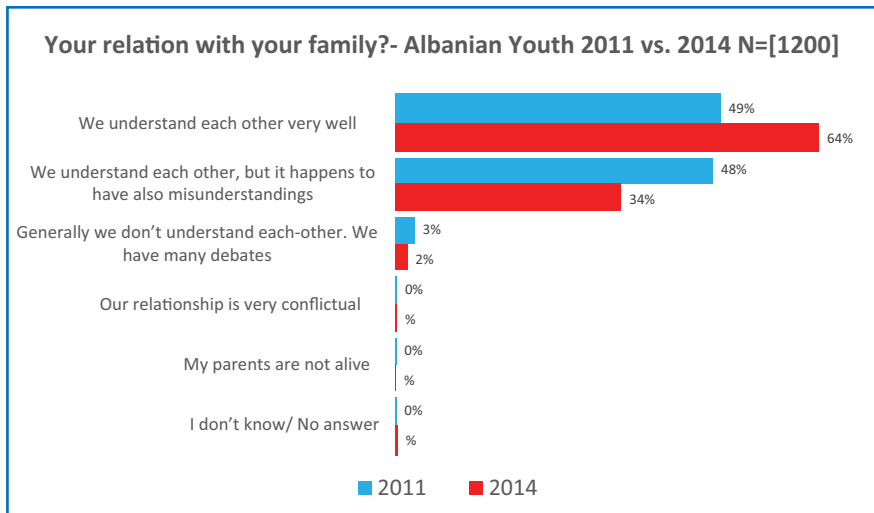
“I don't know, since I didn't try before I can not give a proper answer, but there are moments when one wants to live with the friends but family is what brings things together ...” (Tiranë, Rural)

“Even if you work in Tirana the salary is never enough to face the daily life expenses alone. It is better to live with the parents, share with them a part of your income and thus provide a great help to them and to yourself.” (Tiranë, Urban)

On the other hand we have noticed that there is an increase in the youth group that have good relationship with the parents, nearly 63.6% in 2014 against 48% of young people interviewed in 2011, adding the scale of the “conformist generations” within the family. The percentage of youth people that state the relationship is good, although they have different views from their parents has decreased to 33 % compared to 47% in 2011. This trend is related to the impossibility of leaving the family as a result of economic difficulties and high levels of unemployment that makes young people more dependent on their families.

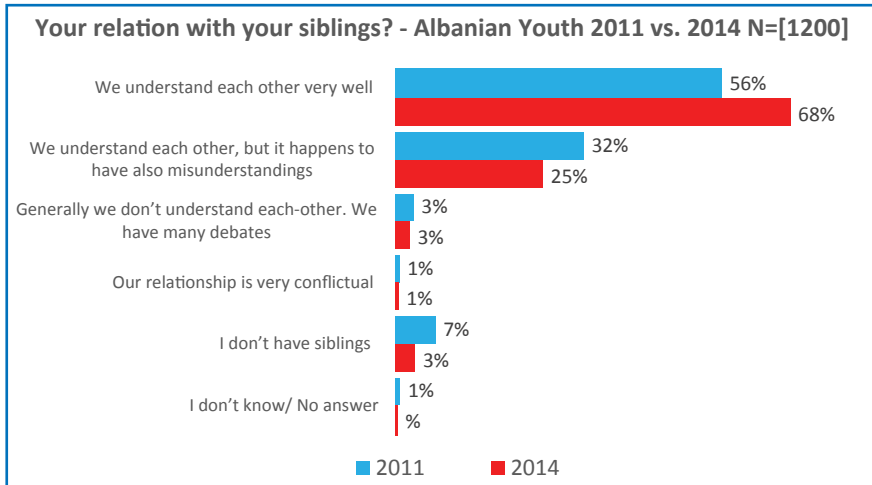
The percentage difference between urban and rural youth regarding the statement on the very good relations with parents remains unchanged, where the latter have a higher figure with 64% versus 58% of the former. This is an indicator of a stronger parental authority thanks the traditional mentality in rural areas. With the relative increase in age, good relations continue to happen but there are efforts for more independent attitudes in relation to their parents, with compared percentages of 34.5% of young people aged 18-22 against 28.2% of those 16-17 years old.

C3. Which of these statements better represents your relation with your family?



Meanwhile, there is an increase of the percentage of young people that have strengthened the good relations with brother and sisters. About 67.8% of youth state that they have good relations with them compared to 56% of young people interviewed in 2011. Strengthening family links and solidarity is a proof that family is becoming more and more a shelter of protection and confidence against a rapidly changing society. On the other hand such good relations between sisters and brothers is no longer different among the youth of the city and countryside as claimed in 2011. In 2014 the figures are almost identical where 66.2% of young people in the city and 68.2% of young people in the village declare that have very good relationship with their siblings. The 2011 survey indicated a difference of 12 points between these groups of youth for the same question (50% versus 62% in the countryside). In this framework, a difference of figures between poor and rich young people's answers can be observed, as 75.4% of the former state that have good relationships with the brother and sisters compared to 65.8% of young rich people who agree with this statement. This can reflect partially their wealth-sharing concerns. However this trend is changing if compare it with 2011 data when the percentage of poor youth who gave this the responses was 66.7% while the rich accounted for only 47.9%.

C4. Which of these statements better represents your relation with your siblings?

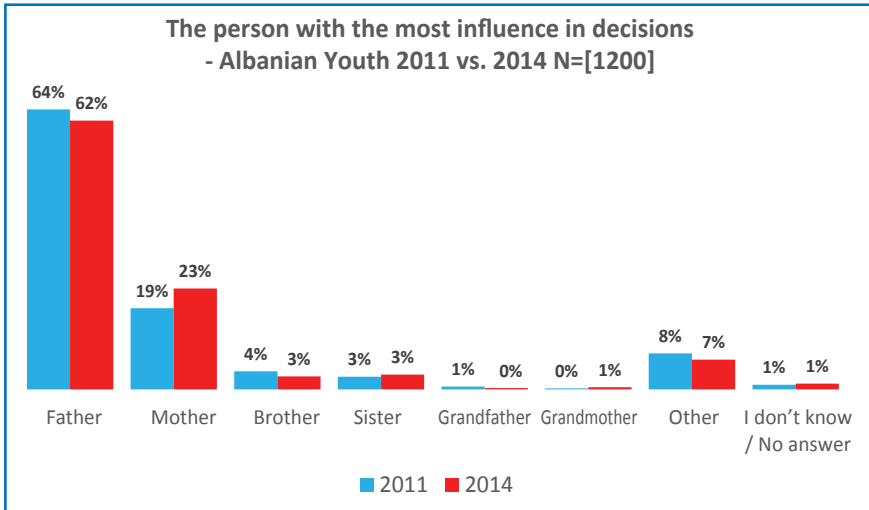


The flattening of attitudes among youth from different social status also appears among young people with university education. They demonstrate more or less a unified opinion regarding this issue with a percentage of 63.6% against 63.8% of high school youth groups.

The data of the 2014 survey against that of 2011 clearly indicates that the role of the father remains unchanged regarding its influence on the youth decision-making. It is proved by the figures where 61.5 % of the interviewed young people at national level state that their father has a great impact on their decision-making. It is proof that the role of the father within the Albanian family is strong and important due to the concentration of his socio-economic power. In determining such paternal influence, among male and female young people we can always see a difference with only 49.2 % of the latter confirming the father influence at their decision making against 73 % of the first. On the other side the role of the mother on the young females' decision making continues to rise. In 2014 there are 29 % of them who accepted the influence of their mother in important decisions against 22 % in 2011 and 16.3 % of the males. About the way this trends goes between the youth of urban and rural areas, a slight decline of the father influence among the youth of rural areas can be noted. Now only 65.8 % of them confirm it against

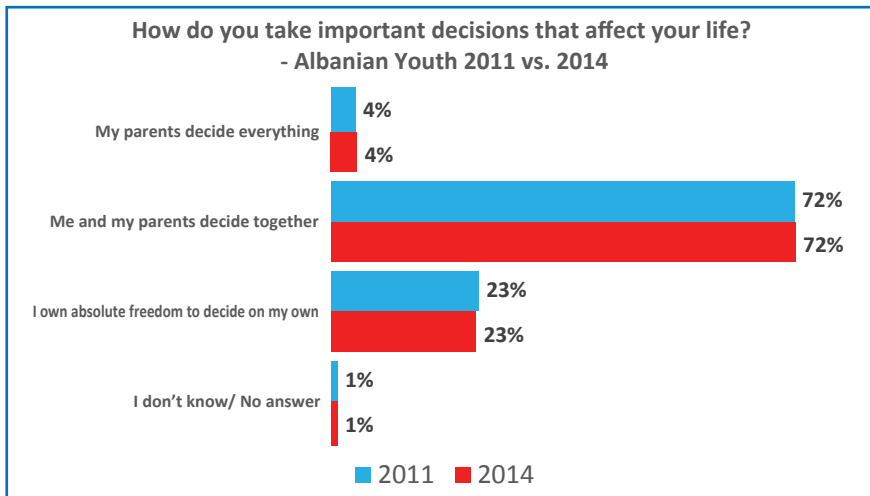
71.7 % which stated the same remark in 2011. Meanwhile if we make a comparison between the results of 2011 and 2014 survey data, there isn't any difference regarding the father's influence among the youth who come from different social status. About 64.2 % of the poor youth group state the father has a significant influence on their decision-making, more or less the same figure of 62.9 % among youth of the wealthy families.

C5. Which of your family members has more influence in decisions you take for important issues?



Young people still continue to take important decisions in collaboration with their parents. The youth from Tirana look somewhat independent as only 67.5% of them express support on the idea of taking decisions with their parents versus 76.2% of young people from other cities. On the other hand the data of 2014 shows a difference between the education levels in terms of decision making in cooperation with parents. The higher level of education brings the highest number of young people who cooperate with their parents on important decisions. The data indicates us that 73.7% of young people of the university education level take the decisions jointly with the parents, versus 63.4% of those with 8-years education level.

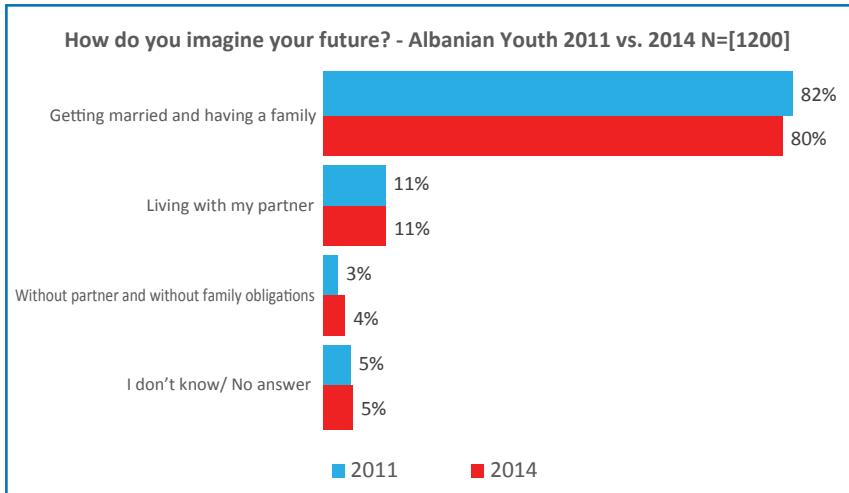
C6. How do you take important decisions that affect your life?



3.2 Marriage and couple relationships

It should be noted that the value of marriage remains unchanged in terms of the percentage of young people who support it. The data at the national level for 2014 show us that 80.1% of interviewed young people see their future as married and having a family. This sustainable commitment towards the social institution of the marriage and the family is an attitude and behavior that seems strongly rooted in Albanian society. Considering gender differences, young females continue to be stronger supporters of such a choice for their lives with 83.6% against 76.7% of males. In the rural areas, this support is stronger among young people compared to those in urban areas, given the traditional approaches in relation to marriage. There is no influence of social economic status or wealth stratification of youth on the attitudes towards marriage, these differences are even narrowing compared with 2011. The figures confirm more or less the same support among youth who come from poor and wealthy families respectively with 79.2 % and 82.9%.

C7. How do you imagine your future?

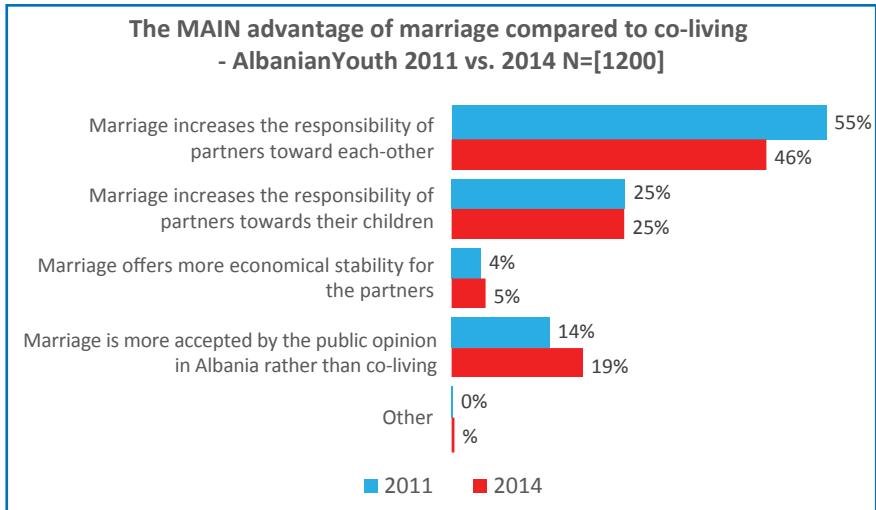


The survey data provides us with some interesting figures that show a slight decline of support for the marriage from the youth of Albanian northern areas. In 2011 there was 89.1 % of them who stated support for marriage and in 2014 the figures drop to 71.8 % . One explanation is that the current difficult economic situation which has affected more the remote areas as well as the responsibilities and duties of the marriages as perceived in the north can be seen as a barriers by them.

In terms of marriage advantages the idea among the young people that marriage increases the attributed responsibilities on everyone, still prevails. However in 2014, nearly 45% of young people have made such a statement against 54.9 in 2011, which is an indication that attitudes are evolving. For this issue females and males interestingly think more or less in the same way, i. e 45.3% of young males and 46.9% of females support this statement while in 2011 the percentage of young male people who believed in this principle of marriage was higher at about 57.4%. Also the distinction has flattened between youth from Tirana and those who come from rural areas where the percentage on marriage advantages is the same, respectively to 46.5% for young people living in Tirana with 46.6% in rural areas. Compared to 2011, the difference between young people who come from the wealthy families to those who belong to poor has widened: the data shows that 54.2% of young people from wealthy

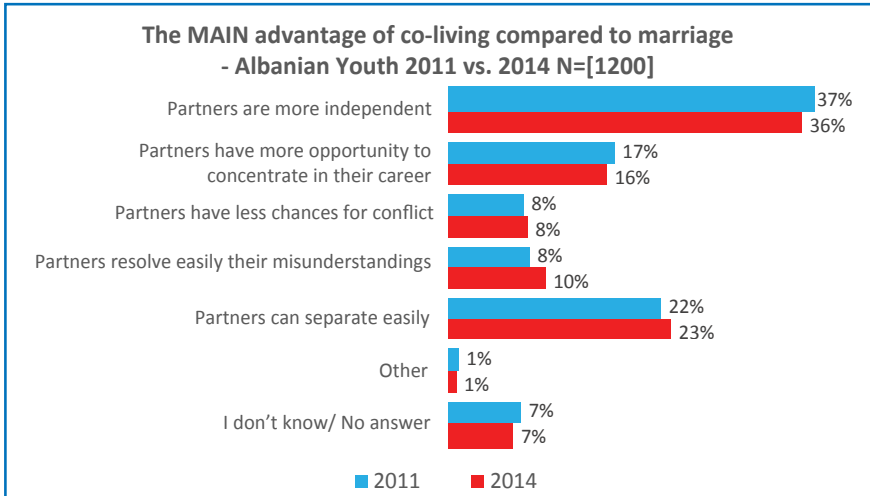
families see the advantage of marriage as shared responsibilities, higher than 42% of young people from the poor families who support this. This may be an indicator of the poor families' structures, where the level of social, cultural and educational background of their parents has created stereotypes where responsibilities are the burden of only one member.

C8. Which is the MAIN advantage of marriage compared to co-living, according to you?



Besides the mentioned attitudes towards marriage as a traditional institution, young people have their own ideas and opinions on the new ways of having a couple relationship such as cohabitation. In this context, 39 % of the young people confirm their belief that the advantage of cohabitation lies on the independence of the partners. This attitude emphasizes another element that matters to young people: the perception that one advantage of cohabitation is the potential easy shift away from the partner.

C9. Which is the MAIN advantage of co-living compared to marriage, according to you?



Following their opinions on the social institution of marriage, young people also present a series of attitudes related to the elements associated with it. These range from the thoughts about the most appropriate age for marriage of both sexes, the number of children as well as the preferences and characteristics that their future partner has to meet.

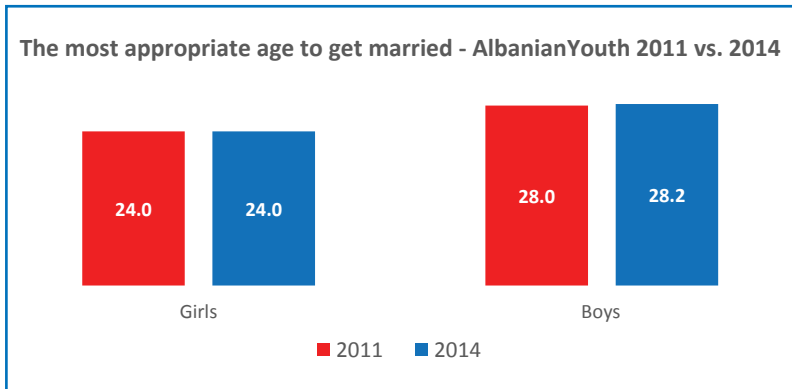
At national level, the majority of youth interviewed continue to believe that the most suitable age for girls to marry is age of 24 year old. This indicates the continuation of a tradition that sees a relatively younger appropriate age for marriage for females. In the meantime, even the female themselves have responded by defining more or less the same age of 25 year old as suitable for their marriage. This trend doesn't differ much between youth and Tirana or other urban areas and rural areas. The survey data shows that such an age also does not change because of incomes level, geographical divisions as well as the education of young people.

As for the most appropriate age for marriage for males, most of the young people interviewed have preferred mentioning as an average age that of 28 year old, showing again the general trend towards a later marriage age for males. This can be related to a stronger maturity of males which

is needed to obtain responsibilities and particularly their ability to ensure economic sustainability through a paid job. No substantial differences are seen regarding the age of marriage of young males when we consider those interviewed in Tirana, other urban areas or those living in rural areas. Only the young people who belong to wealthy families prefer a slightly older age for marriage of 29 years old what indicates a trend for them to enjoy their life for a longer time under the care of rich parents. Meanwhile for the young people of the poor families this age mentioned decreases to 27 year old as a proof that they want to take care for themselves earlier thus easing their families on which rely upon. As for the survey data according to geographical breakdown of the youth the same preference prevails, as they state that the most appropriate age for marriage for a young male is between 27-29 years old.

Meanwhile the young people from Tirana and especially those with university background have a slight tendency to mention older ages. It can be explained with the way how the young people of these areas and social groups seek to postpone marriage, either because of metropolitan mentality or to first be able to meet desired and necessary qualifications.

C10. According to your opinion, which is the most appropriate age for the girls to get married in general?



When young people were asked about the number of children that they would like to have in their families, most of them wished for 2 children. There is a growing preference of the young males to have more than 2 but among the females this number remains the same. The difference

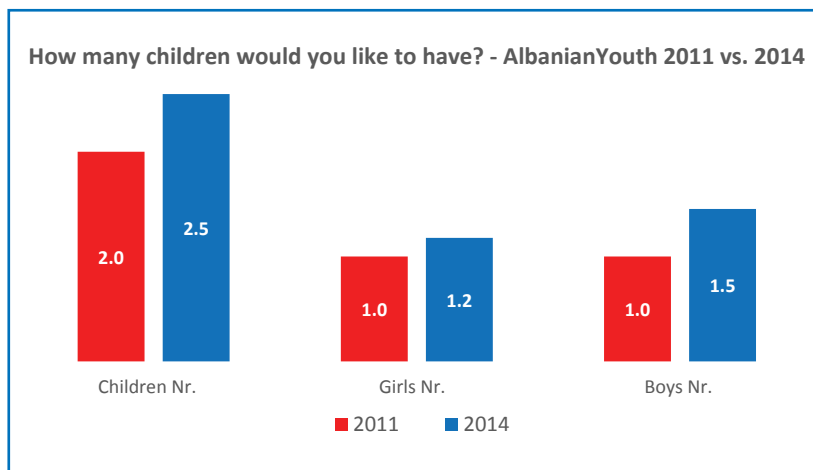
between them still shows a predominance of the psychology among the young men to consider the number of children as a kind of social status. The response of the majority of females indicates that they still carry on most of the fatigue and child-rearing responsibilities. On the other hand, there is a slight increase on the preference of youth with different higher economic level where those from wealthy families preferred having up to 3 children.

At the national level all the young people asked prefer to have just one girl as a future child and this trend does not change regardless of geographic, age or incomes level. The same answer is given when they are asked about the number of a male children thus already establishing a model of the gender balance with an average of two children who would like to have in their families (1 boy + 1 girl).

On the other side, young males have expressed their wish to have 2 sons as future children. The same is also seen among the young people from the north areas of Albania where there is a preference for male children given the weight of the prevailing Albanian mentality skewed in favor of males.

As for the desired characteristics and features of the future marriage partner among the youth, it should be noted that the most important are personality, religious affiliation, geographical, socio-economic status, beauties or appearance, etc.

C 12.1/12.2/12.3 How many children would you like to have? How many of them boys, and how many girls?



On the partner's religious affiliation about 28.9% of interviewed young people consider it insignificant, while 29.2% completely irrelevant. So, for about 58% of young people the religious affiliation of the future marriage partner has no role in their choice. Compared to the data in 2011 where the same figure was about 64% we can notice that perhaps we are at the beginning of a stage when religion can become one of the important elements in choosing a partner. However, the data shows that young people from the capital still consider it a negligible element. One potential explanation is the fading of religion related prejudices faced with the influence exercised by the metropolis on the religious identity of youth. So, if the other urban and rural areas present a percentage of the youth with respectively 20.2% and 27.0% who don't care about the religious affiliation of their future partner, in Tirana this figure rises to 58%. It also indicates a significant increase compared to 2011 data when the above figure was 40.5%.

Regarding the economic status of their future marriage partner, about 42% of young people at national level have assessed it as a key factor, which indicates quite some importance. Against the data of 2011, when the same percentage was 40.9%, one can note that it has remained almost

unchanged, while the prolonged economic crisis has highlighted it even further as a factor of weight on the choice of a partner. It should be said that this trend deepens among female youth as the percentage of young women who consider the economic status of their partner important or at least partly important is 61% against only 52.3% of the men claiming the same. This shows that young female are giving more priority to such a characteristic as result of their increasing demands for the safety and lifestyle of their family. We can see a difference between young people from Tirana and those from other urban centers, especially in rural areas, where the percentage of the young people from Tirana who consider economic status important and partially important is 57.5% versus 61.9% in the countryside. The economic factor exerts more pressure on rural areas in terms of choosing the future marriage partners.

The survey data reveals that the role of the family in the youth decision to choose the future marriage partner continues to be decisive. Thus 76% of young people interviewed consider it important and very significant to have the family approval for a relationship with a partner, and this figure is higher than in 2011 when this statement was done by 72.3% of young people. Such high family dependence is not only related with the traditional respect towards parents, but even also with the early tradition of Albanian family to exert a strong influence on the important decisions of their children including marriage. This percentage is higher among female youth with approximately 82.1% compared to nearly 74.3% of males. Considering this trend the youth of northern areas display higher figures with 80.5% against the youth of Tirana with nearly 76.5%. A lower percentage is seen among the youth from wealthy families where only about 68.7% of them mention the role of the family on choosing the future marriage partner as important. This may be due to the higher level of independence enabled by the economic status of their families

Despite their freedom and liberation from sexual taboos, the data show that 51.3% of young people interviewed at the national level consider virginity before marriage as important or very important element versus 14,3% of those who state it as less important or 20.5% who see it unimportant. Compared to 2011, when this figure was 45%, a tendency to emphasize more the features of the traditional norms of behavior can be noted. Also differences between male and female youth have deepened

where the first highlights the importance of virginity with approximately 66.5% versus 34.5% of latter. Against 2011, these figures have increased significantly amongst males from 27.9% to 66% and females from 14.4% to 34.5%. One potential interpretation is that liberal behavior in this area is seen as a “threat” by males regarding their future social bride, while for females it can represent a sign of freedom before marriage.

In relation to the personality of the partner, young people have highlighted further its importance for their choice. At the national level, 95.6% of young people interviewed believe that personality is very important in choosing a partner for marriage thus marking a significant increase against the 2011 report where this percentage was 60.9%. The importance of the traits of personality is seen as a guarantee to face different socio-economic challenges in front of a rapidly changing society. To overcome these challenges youth thinks that having aside a partner with a stable personality is needed. This enhances the importance of personality, as a determining factor in choosing a partner and diminishes the differences in terms of gender, location or social economic status. Unification of their attitudes around the importance of marriage partner’s personality can be considered a novelty which merits further analysis.

The cult of “physical beauty” continues to play a determinant role on the youth regarding its influence on choosing the future marriage partner. It is also multiplied by media and its stereotypes about the significance of beauty in the real life. This trend is increasing compared to the data in 2011 (68.1 %), while in 2014 are 75% of young people interviewed at national level who consider their partner’s physical appearance as important and very important, versus 19.6% who see it as less important. Again, it seems to have a stronger impact on males rather than females. Even the youth in the rural areas have started to pay attention to this variable which signals a new fact. Against the data of 2011 this ratio is already growing since in 2014 there are 75.4% of young rural people who consider the physical appearance in choosing a partner as important compared to 69.5% of young people from the capital.

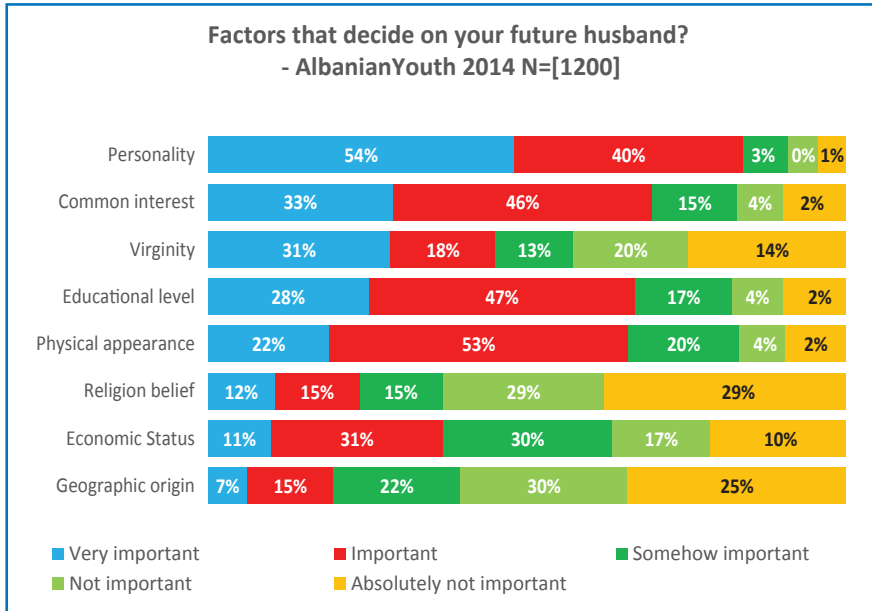
In relation to educational level and its influence on the choice of a partner, the data shows that the trend has remained the same. As in 2011 there are 76.4% of young people who consider education level of their spouse

a very important element. The gender differences among the youth are almost zero since 74.4% of male and 77.5% of female youth confirm its importance in choosing the marriage partners. An important distinction and difference is seen against 2011 as data amongst the young people who live in rural areas in 2014 reveals that there are 82.5% of them who consider the educational level of the marriage partner as important or very important. Through this statement they even overcome the figures of the youth from the capital 74% of whom state the same.

Common interests are also taking priority among young people when it comes to choosing the marriage partner. At the national level there are about 79.4% of young people who consider the common interests as important and very important. It means that young people prefer to go through a relationship where mutual interests are a strong priority. Compared to 2011 when the share of young people who considered it an important element was 84.1%, nowadays there is a slight decrease of support for this and moving towards the pragmatic elements. However females still account for more of the share for which mutual interests matter: the compared percentages are 83.1% of females value it as an important element compared to 76.1% of males. In terms of geographical location there is a difference between the youth of rural and urban areas where the first have a higher percentage with 82.8 % in favor of common interests against 74 % of those from Tirana.

As the data shows the trend of young people to drop prejudices related to regional origin of their spouses continues. These prejudices can be considered negligible, indicating that the different internal demographic displacements have induced youth to remove them from the variables that can condition the choice of their marriage partner. Only 7% of young people nationwide consider the geographical origin of their spouse as a very important, while 54.9% of young people state it is unimportant or completely irrelevant to them.

C13. *If you are/ would be single, how important do you consider the following factors at the moment you are deciding on your future husband?*

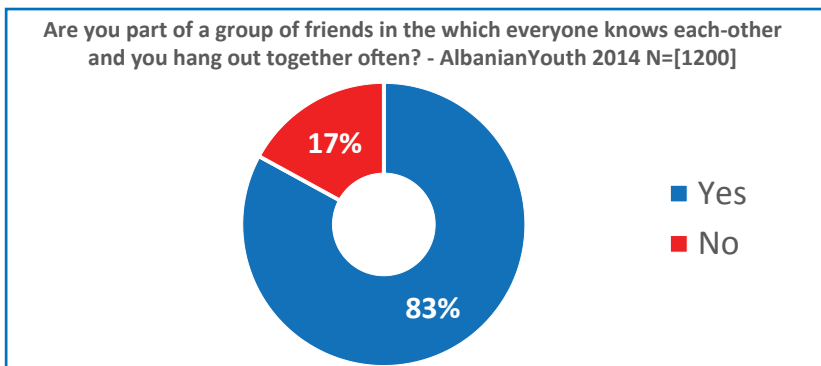
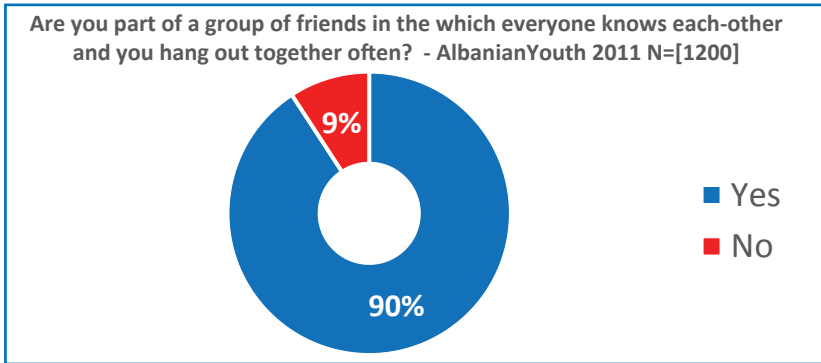


3.3 Society and the social circle

The friendly connections with their peers is one of the key features of today's youth, who in addition to school have a number of other social environments where they can consolidate their social links. On the other hand, these relationships and links exercised in places like schools, clubs, gyms, etc shape not only ideas and values but even the social behavior patterns of young people.

The social group trend continues to grow among young people. Already 99.08% of young people interviewed nationwide have claimed that they are part of a **certain group of friends** where everyone knows each - other and go out together. This shows the great strength that friendly or social links have for young people and the way how they are established in practice. Compared to 2011, the gender differences are blurred as female (99.7%) and male (99.8%) account to the same figure of being part of a certain group of friends. Flattening of these differences in terms of having a circle of friends can be also observed among youth of different economic backgrounds. In this context the youth of wealthy and poor families share the same percentage with 99.6% making the statement that are part of a group of friends.

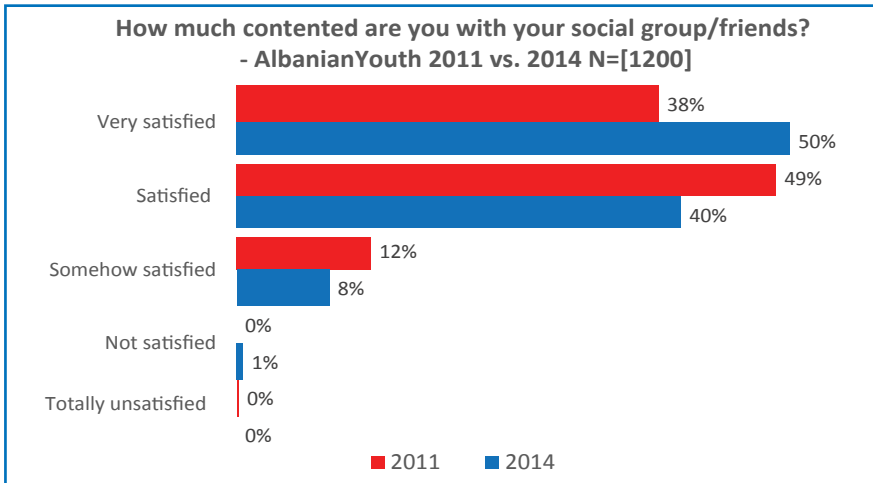
C14. Changing the subject, are you part of a group of friends in the which everyone knows each-other and you hang out together often?



Such expansion of the friendship between young people is also expressed with the **satisfaction level they share within their social circle** as 90.9% of young people state they are satisfied and very satisfied with their social circle. In this case, the percentage is almost the same for both male and female youth which shows that the friendship links are not random among young people. Meanwhile, compared to Tirana and other urban and rural areas the differences between youth have diminished and the rates on the level of satisfaction the feel within their social circle are more or less at 90%. As long as the social links and friendship among young people means even certain models of social patterns, verbal or physical conflicts

in certain circumstances remains a very important element to determine their behavior in relation to different environments where they coexist with their peers.

C15. Generally, how much contented are you with your social group/friends?



In relation to the residential premises where they live the survey data shows that **86.4% of young people interviewed at national level state that they have not had any conflict with any other young people in their neighborhood.** In this case there aren't any differences among young people who come from different, socio-cultural or regional backgrounds.

Even the entertainment facilities like pubs, discos or clubs doesn't seem to pose an environment where young people employ their physical strength through conflicts with others, despite a contrary to widespread public perception. According to the survey data, 92.4% of the young people nationally interviewed say they did not have any conflict with other young people in pubs, discos or clubs. The cases that they have reported to be involved in such conflicts have been reduced compared to 2011. Young people from both urban and rural areas have reduced the percentage of involvement in conflicts from 14.3 % in 2011 to 9.2%, the same has happened with the young people from Tirana whose percentage has fallen from 8.9% to 4.5%.

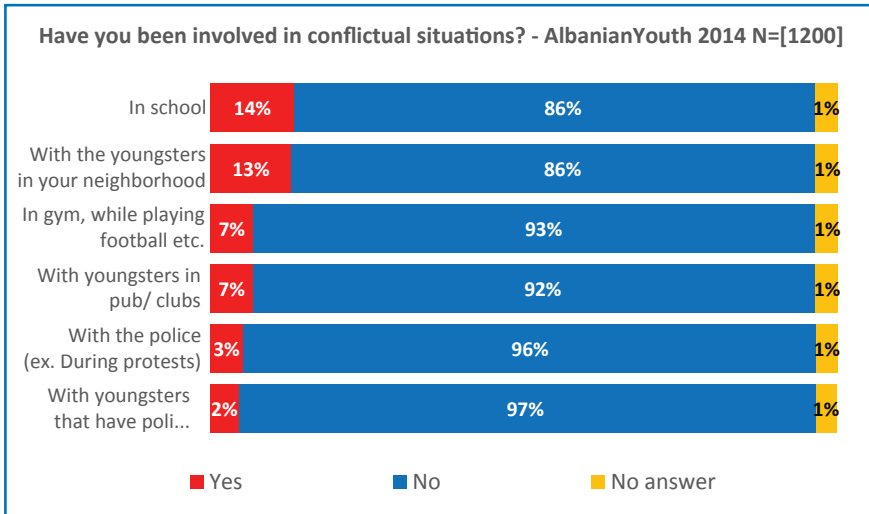
Meanwhile the sports facilities like gym or football fields continue to provide the youth with solidarity and friendship, as 92.5% of young people interviewed at national level again claim that aren't involved in the conflict within these premises. Because of the community and group spirit that they provide, the sports venues can significantly reduce the opportunities for young people to engage in conflict. On the other hand, this percentage is the same regardless of economic level or geographical affiliation of the youth.

In schools, one of the most important social micro-environments for youth, about 85.5% of young people interviewed at national level have responded that didn't have conflicts there, against 76.9% who stated the same thing in 2011. Although 13.5% reported that were involved in conflicts at school, this is a lower percentage than in 2011 when the number was 22.8%. Again it seems that the young people from wealthy families dominate in these conflicts with 18% out of 21.1% among those aged 16-17 years. This is an indication that violence still remains a problem across the schools.

Although the country has experienced strong political polarization and even fights, politics and their various political views are not a motive for the young people to get involved in any physical conflicts. Thus 97.3% of young people interviewed at national level have responded that they have not had any conflict their peers of different political affiliations. This implies the absence of the presence of the harsh political debates between young people and the easy acceptance of the political beliefs of each other. Generally this is the same level of percentage among the youth of different economic or geographical backgrounds.

Also the survey data shows once again the lack of conflict and clashes of youth with police in various demonstrations or rallies. About 96.3% of them state that they have not had any conflict with police in demonstrations. This percentage is the same in Tirana and other urban areas. Besides an awareness on the consequences of violence in political movements, the trend of young people to unify their positions about this issue also implies their greater awareness on the role of peace movements in politics.

C16. During the last year, have you been involved in conflictual situations as described below?



4. Conclusions

The findings of this chapter show that aspects of family and social circle of Albanian youth continue to reflect those changes that have taken place in the Albanian society during the 20 years of transition. The young people which have been selected to be interviewed belong the age group of 16-27 years old, which constitutes that part of society whose views in relation to family, friends, marriage and conflict have been established and shaped throughout the period of prolonged politico-economic transition. From the data one can notice that the role of the family as an important social environment still remains strong and its impact on the decision of young people is quite evident. The view and attitudes regarding the concepts such as cohabitation or couple relationship have not changed much and the preference towards the traditional form of marriage remains dominant among the youth. On the other hand, the growing socio-economic changes and level of information technology has greatly reduced the difference between young people of urban and rural areas regarding their stance on issues such as virginity, marriage, cohabitation or the number of children in a future family. Social relations between young people have undergone a significant transformation because there is a higher number of social settings outside school where they meet and strengthen their relationship such as clubs, bingos, restaurants, pubs, discos or gyms. Although the level of youth involved in conflicts or violence acts is low in these venues, we see that young people assert that the school is a space where they actually encountered often conflict and violence. As a final conclusion one can state that the relation of young Albanians to the family, social relations and the aforementioned details is conditioned by all those social, economic and cultural factors that have contributed over the last 20 years to shape their attitudes.

5. Recommendations

- A series of initiatives must be taken to raise awareness and discourage youth violence in all kinds of environments and especially in schools.
- To the possible extent, public premises such as playgrounds, libraries, gym must be operational and with free access because they constitute social environments that reduce the level of violence among young people and promote more stable social links between them.
- Special educational and awareness campaigns should further strengthen the sustainable view among young people about the role and values of the family as an important structure of social cohesion.



CHAPTER III

Education
&
employment

Prepared by: Alba Çela & Geron Kamberi

1. Introduction

Education is one of the main areas of young people activities' and constitutes an essential indicator of public youth policies. The quality of education, the selection of the university, the young people ratio with higher education and vocational training, are some of the questions that constantly are raised by the youth communities. On the other hand the close link between education and youth employment remains a challenge of the Albanian transition. The labor and education market still seem not compatible with each other and young people continue to face a high unemployment rate that often is justified with the lack of a merit system employment in Albania. The current economic model is failing to generate sustainable employment therefore young people prefer to have access towards safe work professions.

2. Main findings

- Young Albanians still see higher education as an opportunity to enhance their skills despite the high level of unemployment among young graduates
- About 58.6% of young people say that they are unhappy with the quality of education in Albania
- Only 17 percent of young people are involved in an internship or practical work per
- Just 17 percent of the young people asked have been engaged in practicing their skills and knowledge through an internship in the last year.
- Most of the young people in Albania are optimists, they think they will find a job spot after they graduate however they believe that they will need to wait since finding a job will not happen very quickly but will need some time.
- 22 percent of the young people in Albania are currently employed (either fulltime or part time), signaling a decrease since in 2011, 35 percent of them were employed.
- Most of the young people, over 40 percent, do not work in their chosen field or profession. Those who do are at 30 percent of the total.
- Half of the young people would like to be employed in the public administration. A third of the young people asked would like to work in the private sector.
- Young people have different desires and dreams when it comes to their professions and jobs. Their list includes traditional professions such as teacher, doctor, economist and architect or engineer.
- As far as employment is concerned, young people believe that the most important factor is their acquaintances and fiends and the connections they can use. These are followed by their education, professional skills and political connections. The least important factor is perceived to be fate.

3. Findings and analysis

3.1 Education- Importance and preferences

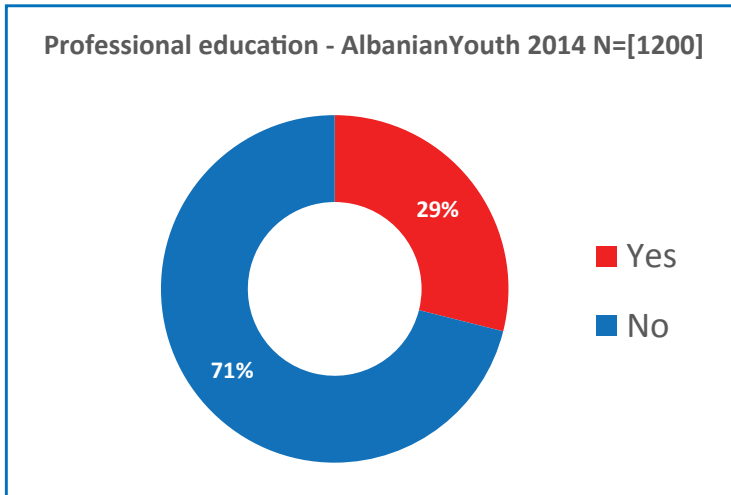
The survey data show that about 56.4% of young people interviewed are attending school, out of which 27.5% are in high school, 23.9% in the university and 4.8% in graduate studies such as MA/PHD. Among the youth of the age group 16 -17 years old, 87.6 % state that they are in secondary school, while 38.6 % of the youth between 18-22 year old are enrolled in university. Compared to 2011 there is a drop of 10% in the percentage of young people that attend university studies.

Females constitute the majority of young people who attend university studies with 26.5 % against 21.5 % of the male. It should be noted that the number of female youth with the highest level of education is double that of males. Females enrolled at the master's and doctoral studies numbered at 6.7% versus 2.9% of the males. The youth from poorest families continue to have the highest number of those who do not enroll in education by 44.9 percent, regardless a slight decline compared to 2011 when the figure was 51.9%.

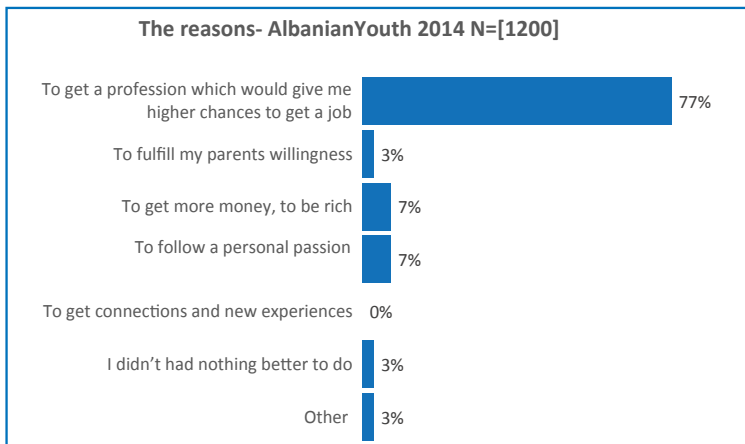
Higher education remains an important goal to be achieved by the Albanians young people. 54.8% state they continue or plan to continue higher studies. In this context, we can notice a difference with 2011 data when the percentage of young people who expressed this intention was 77.9%. It appears that such a decline was influenced by the recent government policies towards the closure of private universities and vocational education promotion.

However the number of young people attending vocational education schools remains low. From the young people interviewed at national level about 71% of them don't attend any vocational education but other areas of secondary education. Young people are aware that vocational education is a better opportunity for employment. Approximately 77.1% of them declare that the reasons that would push one towards vocational education would be related to employment opportunities.

E4. Have you attended/plan to attend professional education?



E5. Which are the reasons of attending professional schools/courses?

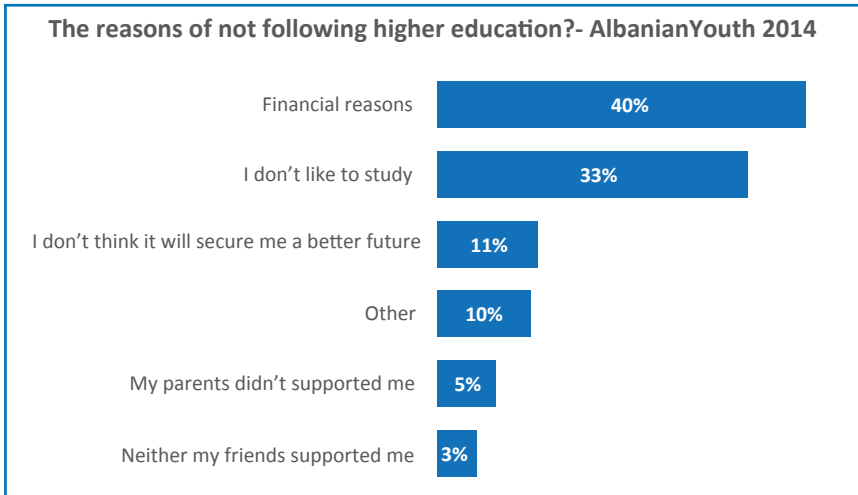


Gender differences reflect the fact that females tend to be more committed to continuing higher education against male since 57.7% of them have responded positively to the question if they plan to attend university compared to 52% of the latter.

Compared to 2011 data, the survey conducted in 2014 reveals that the desire to continue university studies is greater in other cities rather than in Tirana. Thus, 45.7% of young people who continue or want to attend studies are living in Tirana, until 56.4% in other urban and 53.6% in rural areas. The low interest can have attributed to the changes taking place in higher education and high unemployment among the 'graduates'.

The subgroup of the young people from the wealthiest families state that are following or largely want to attend the higher education, make up a figure of 69.8 percent or 15.7 points more than the national average. Meanwhile among the poorest there are only 41.9 % who confirm that they are attending or wish to follow higher education, which is a figure 13.4 % lower than the national average. On the other hand 40% of young people interviewed have reported that they could not attend the higher education because of limited financial opportunities. This means that the right for a university degree is in question for the young people from the poorest families as result of the economic constraints.

E3. Which are the reasons of not following higher education? [Make a question if E2= 2. No]



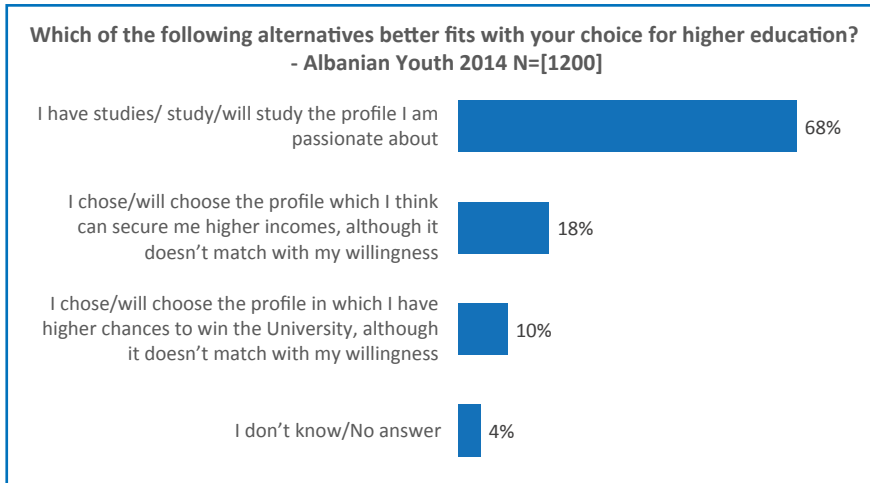
One interesting figure which is completely different in 2014 as compared to 2011 refers to the youth answer when they are asked what is the reason that they are attending or wish to attend the higher education. Almost 65% of them respond that this is to satisfy a desire of their parents. The response rates jump from 9.9 percent (2011) to 65 percent (2014), an evidence of the large fluctuations on the motivating reasons to attend university. However 30 % of young people still respond that they are doing this to get a degree which will increase their employment opportunities.

This reason is most frequently cited among the young people from rural areas. An interesting finding is that young people from Tirana, would prefer vocational education much more than those from other urban areas of the country.

The choice of the area of study in higher education is one of the most important decisions, which determines the future of young people. This decision includes three possible factors, firstly the desire to pursue a particular career, second the opportunities provided by the area of study on employment and income sources, and finally the admission criteria. The majority of youth or 67.6 percent of them have answered that have

chosen or will choose the branch study they wish, while 18.1 percent that which will provide more incomes, although it is not exactly what they would like. Meanwhile, 9.8 percent report that they have chosen the branch where the admission was easier.

E6. If you would have the opportunity to choose, which education would you choose?

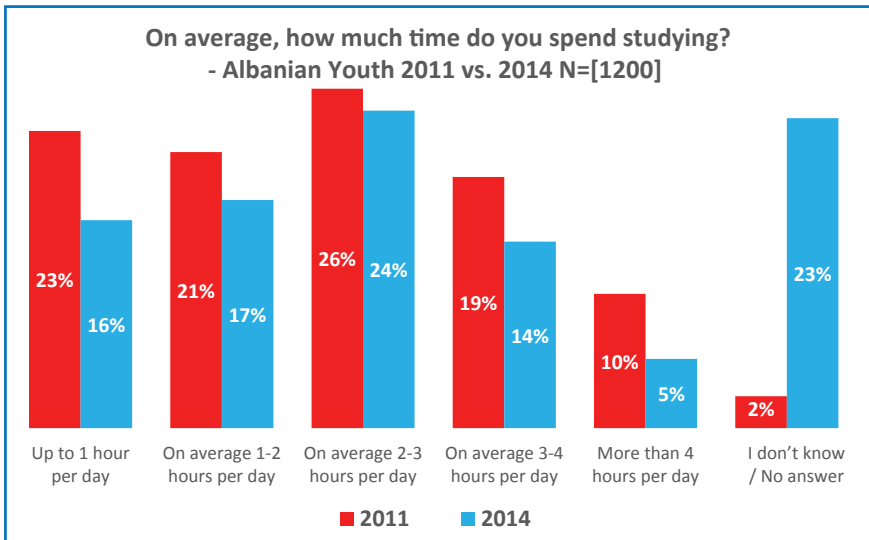


The data shows that young people from Tirana continue to present a trend which is somewhat more pragmatic regarding the choice of the area of study compared to other young people from urban or rural areas. According to the data only 55.1 percent of them choose their preferred branch of study , which accounts for about 12.5 percent less than the national average, while 29.7 percent of them, or about 6.7 percent choose what they believe will provide more income.

The survey data shows that young Albanians spend an average of 2 hours and 43 minutes a day to study and make their homework. Overall, 43.5 percent of respondents spend less than two hours a day to study, 24.1 percent about 2-3 hours per day, while those who spend more than 3 hours per day constitute 14.1 percent of youth. Compared to 2011 data, there is a gradual diminishing of those young people who study more than 3 hours.

There is a significant difference between females and males in terms of the time spent to study. Most of the males, about 62.5 per cent, spend less than two hours to study and 35 percent of them even less than an hour. Only 24.4 percent of females spent less than two hours to study, but their number considerably exceeds that of males who spend an average of 2-3 hours a day. Nearly one third of those young people who spend an average of 2-3 hours a day to study are female against one-fifth that are male. This difference between male and female becomes more pronounced among those who spend more than 3 hours per day, of which males make up only 15.7 percent against 42.7 percent of females.

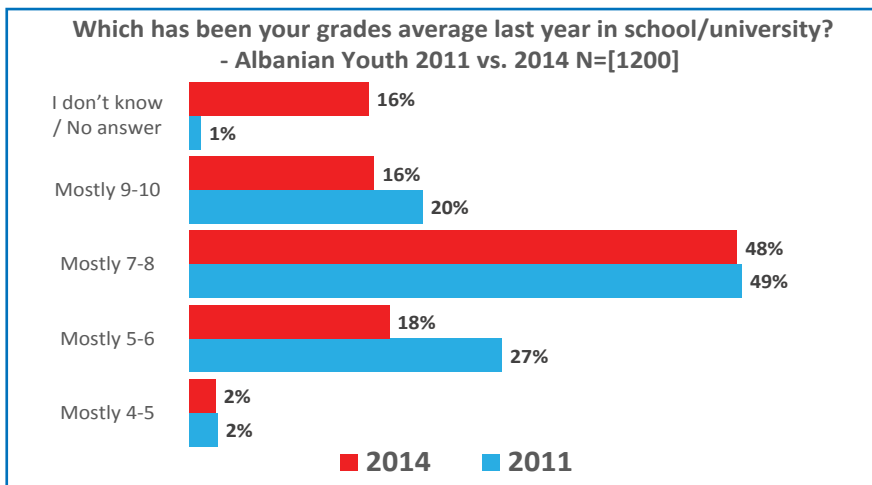
E12. On average, how much time do you spend studying?



3.2 Evaluations of the education system

Asked about the grades which they have achieved in classes, 48.1 percent of young people still show the unchanged level close to the average, with most of grades in the range of 7 and 8. On the other hand, 16.2 percent of them have achieved best grades of 9 -10, and 17.6 percent with low level marks or less than a grade of 6. Among the respondents with the highest grades of 9 and 10 there is a profound gender difference. The female youth account for 24.7 percent of this group against males who represent 7.7 percent of the youth with these results.

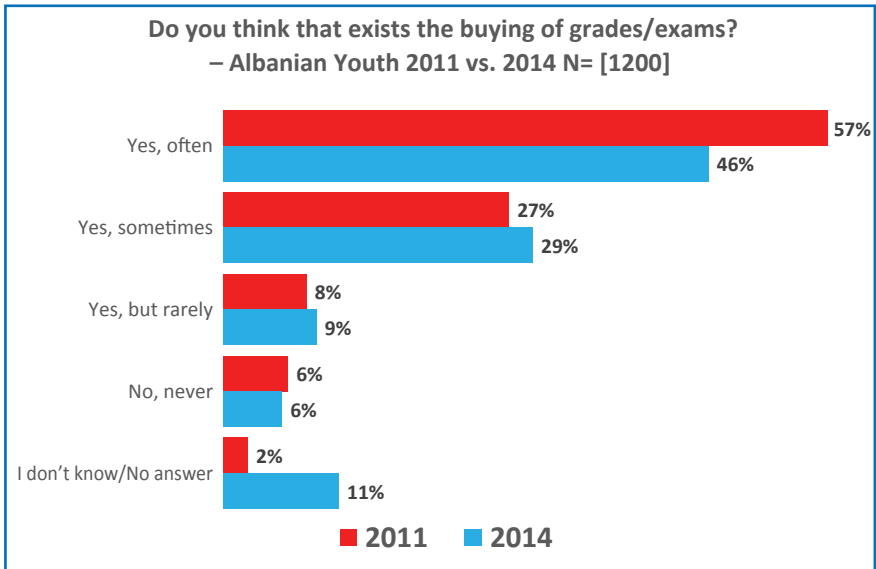
E10. Which has been your grades average last year in school/university?



As for corruption in the education sector, the so-called phenomena “pay for a grade” or “buying exams”, young people have a strong perception on the presence of both, which is also confirmed by the survey data. When they are asked about the phenomenon of “buying grades and exams”, 45.7 percent of the respondents say that it happens often; 29.1 percent say that it happens occasionally, 8.8 percent rarely and only 5.5 percent report that this doesn’t happen at all. Although there is a slight decrease in the perception compared to 2011, again more than 85 percent of young people interviewed claim that the phenomenon of paying a bribe for an exam grade is present in their schools. Such cross-country perception is

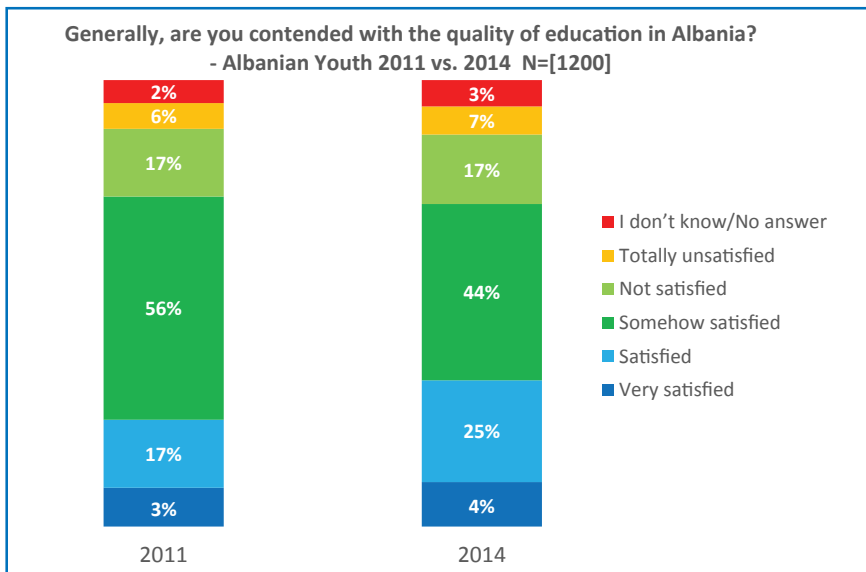
already present in all urban and rural areas where on average 44.5% of young people believe that grades are often purchased through bribing. In this case there is a significant difference with the data of 2011 when this perception was more predominant among the youth of Tirana.

E11. Do you think that exists the buying of grades/exams?



In relation to the overall evaluation of the quality of education in Albania, the majority of youth respondents or 43.2% state they are “somewhat satisfied”, marking a decrease of 12% with 2011 data when the figure was 55.5%. They are followed by 17.3% of the youth who are dissatisfied. The number of those who are satisfied has slightly increased from 19.4% to 25.3%.

E7. Generally, are you contended with the quality of education in Albania?

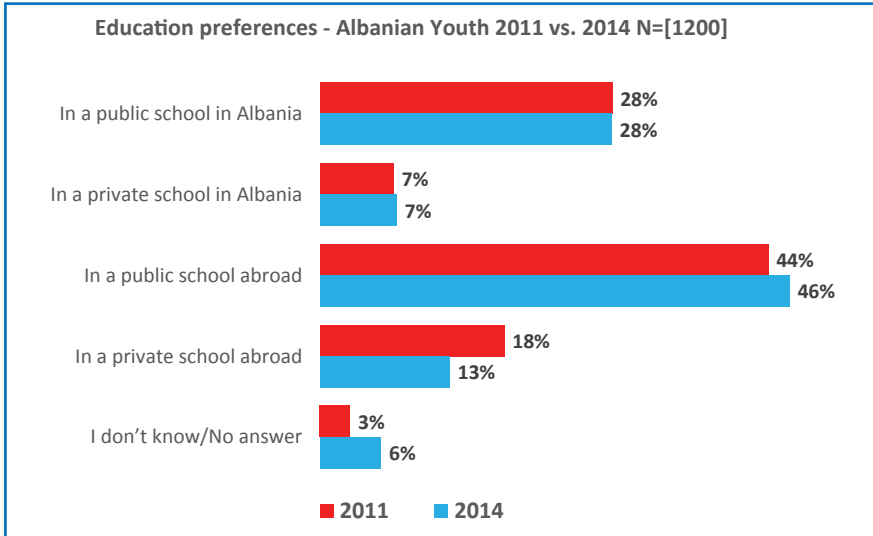


The level of dissatisfaction with the quality of education is higher among the youth in Tirana compared to those in other urban and rural areas, although other data suggest a different view. Tirana represents the lowest level of satisfaction among young people about the quality of education where only 15.9% of young people interviewed state they are satisfied against 20.6% of those from other urban and 20% of rural areas. This trend is confirmed when one compares the level of dissatisfaction with the quality of education which is higher in Tirana with 23.3% and lower in other urban and rural areas respectively with 13.5%, 3%, and 15.7%.

The data of the 2014 survey shows that most of the young people, or 74.4% of them, desire to attend a private school in the country. Most of them aim to attend public and private schools within the country and this is a significant change compared with the data of 2011. Regarding the statement to attend private schools abroad in 2014 the youth of Tirana represents the highest number of young people who desire it, compared with the rest from urban and rural areas. The highest percentage of those who express the desire to study in a public school is among Albanian rural

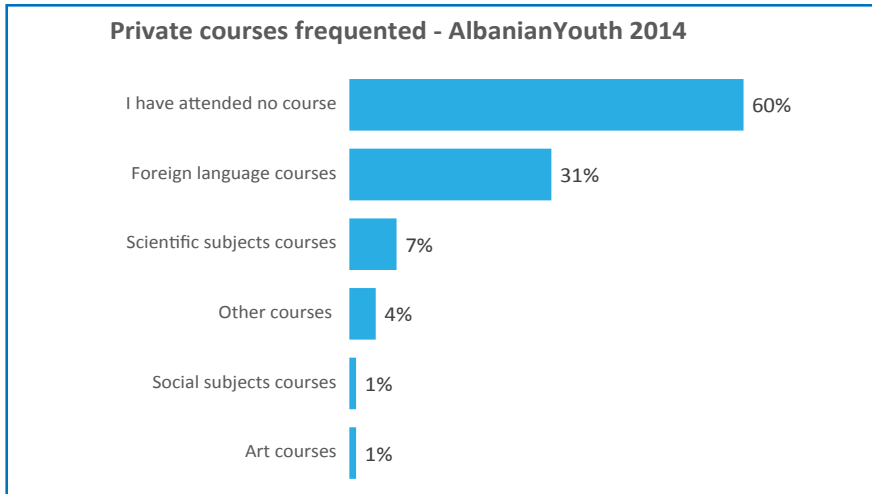
youth with 29.4 percent, followed by those of other urban areas with 27.6 percent and Tirana with 25.3 percent.

E8. If you would have the opportunity to choose, where would you like to be educated?

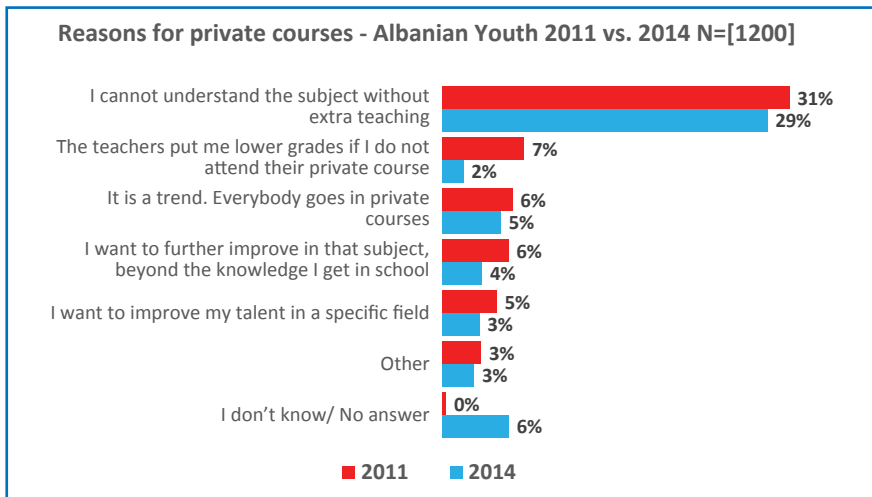


One of the indicators of the quality of in the country has been linked to the frequency of private tutoring courses in various subjects, which certain students have been obliged to follow. The data shows that 60% of young people say that they did not attend private tutoring courses last year. However when they are asked nearly 29% stating that they can't understand the lesson without additional explanation. It implicitly leads to the need of the youth to attend such courses.

E13. What courses have you attended during your last academic year?



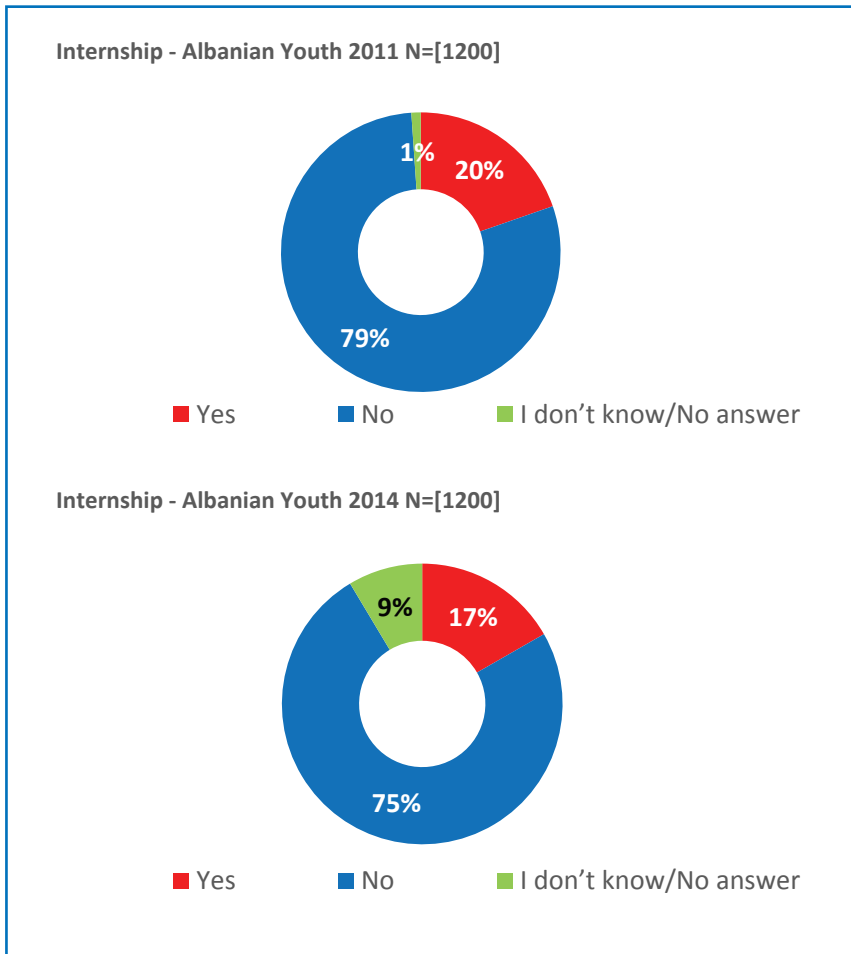
E14. Which is the MAIN reason that motivates you to attend private courses?



3.3 Employment

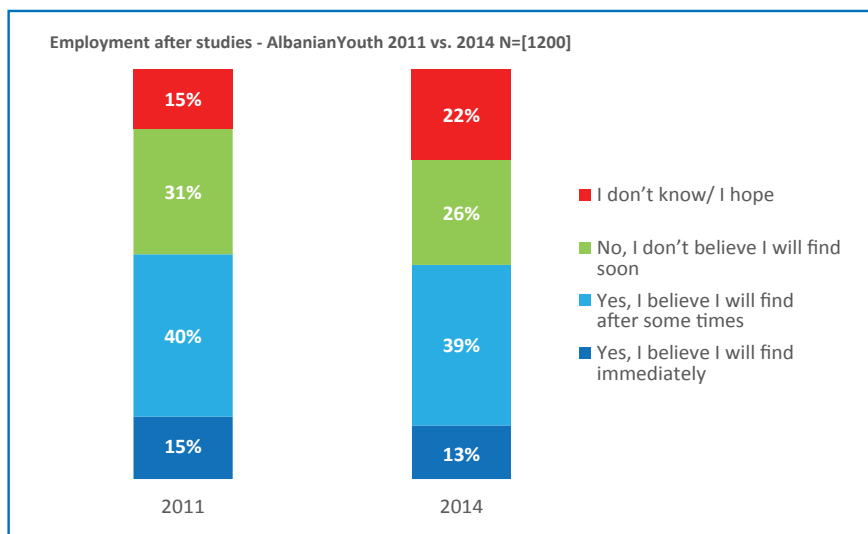
Asked whether they have had an internship or a similar practicing job position during this year only 17 percent of the young people have said yes. This is in a slight decrease from four years ago when 20 percent of young people had had an internship.

E15. Have you ever had an internship?



Finding a job is the next immediate need for young people who graduate from school, a concern which often involved their entire family. Asked whether they believe they will find a job right after they finish school, 40 percent of the young people say that they will find a job after some time, hence they will need to go through a waiting period before that happens. Another 13 percent of them are confident that they will immediately find a job. A fourth of those asked reflect some pessimism being skeptical about the possibility of finding a job. The number of young people who do not answer this question or give a very vague answer of wishful hope is increasing. In 2011 this number comprised 15 percent of the young people while now in 2014 is at 22 percent, hence 1 in 5 people choosing this option.

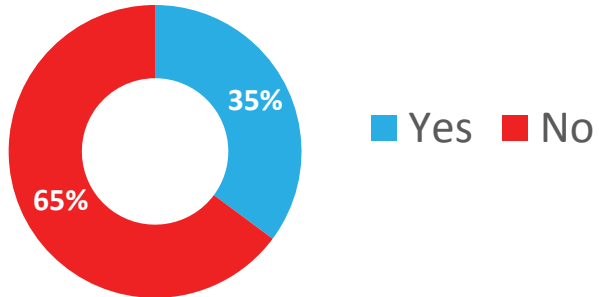
E16. *Do you think that after finishing the university studies you will find a job easily?*



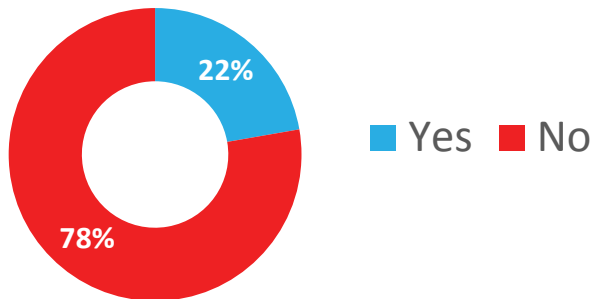
The number of young people who are currently employed is on the decrease from four years ago. Asked whether they are currently working either full time or part time, only 22 percent of the young people say yes while 78 percent of them do not work. In comparison, in 2011 the number of working young people comprised 35 percent of the total.

E17. Actually, are you employed full-time or part-time?

Employment in full-time / part-time Albanian Youth 2011

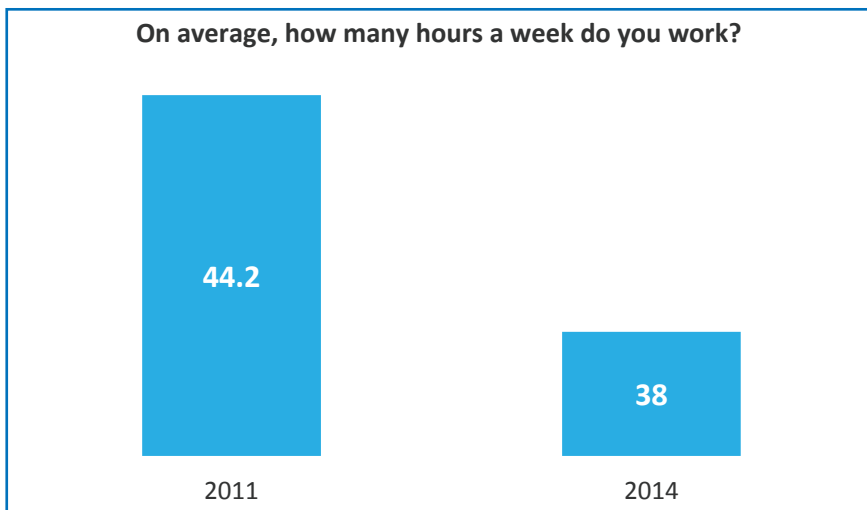


Employment in full-time / part-time Albanian Youth 2014



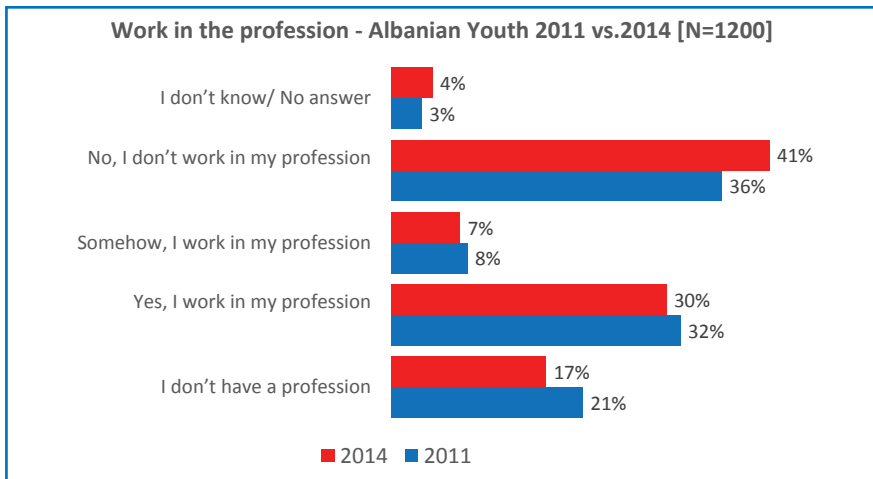
Related to this question, another inquiry is about the number of hours young people work per week. Answers also reflect a decrease in this area. Whereas in 2011 young people worked an average of 44.1 hours per week now in 2014 the weekly hours have fallen to 38.

E18. How many hours do you work on average per week?



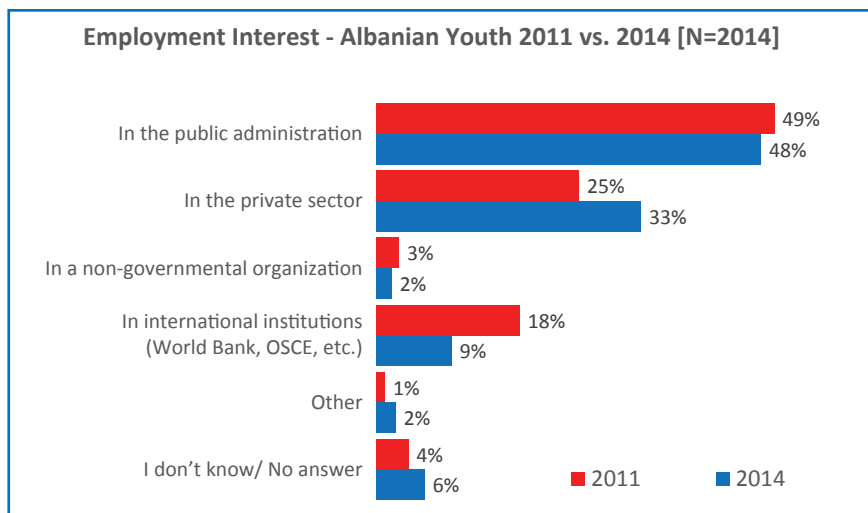
Often due to specific difficult circumstances young people and not only take up jobs which do not connect to their studies profile or their acquired profession. In order to shed light on the concrete dynamics of the phenomenon young people were asked if they find themselves in this situation. Only 30 percent of the young people answered that they are working in their chosen profession hence that their current employment is in line with their education. Around 41 percent of them are employed in a field that does not correspond to their studies or profession but in a completely different field.

A small group of 7 percent say that their job is somehow connected to their profession/education but only partially. 17 percent say that they don't have or they have not studied to acquire a specific specialty of profession. Compared to the answers given in 2011 there is a slight increase of 5 points in the numbers of those that do not work in their field but in one that does not reflect their profession.

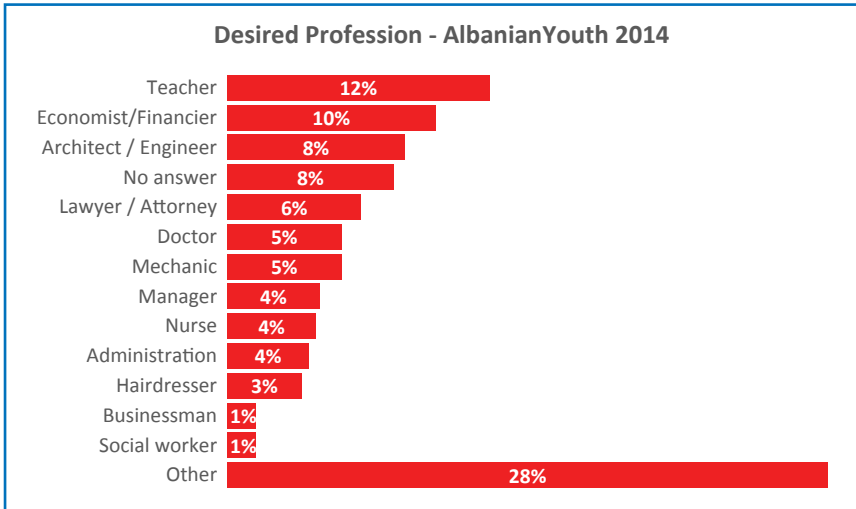
E19. Do you work in your profession?

Young people's hopes and personal desires in relation to their future professions are formed as a result of reflecting upon the reality and on the experiences of different people they know that works in specific various sectors. Asked in which sector they would want to get employed most of the young Albanians, 48 percent chose as their first preference the public sector hence the administration. A third of them, 33 percent say that they want to be employed in the private sector and a small group of 9 percent prefers to work for large international organizations such as OSCE, the World Bank, etc. if we compare this to the tendencies assessed in 2011, we can notice that the number of young people that desire to work in the public administration has not changed while the number of those that want to work in the private sector has increased from 25 to 33 percent. The number of those who want to be employed by the international organizations is half of what it used to be (from 18 has fallen to just 9 percent). A very small number of youngsters want to be employed in the local civil society sector (NGOs), just 3 percent of them are interested in the Albanian nonprofit sector.

E20. In which of the following sector you would like to be employed?



‘What would you like to have as your profession’ is quite an interesting question which sheds light upon the aspiration and the values that young people have and also gives us some information regarding their future plans. Young people in Albania asked this year give different answers when it comes to desired professions from those that want to become teachers (12 percent), economist/ finance people (10 percent), architects or engineers (8 percent), lawyers and other law related professions (6 percent) and in smaller groups of 4-5 percent each which target professions such as doctor, mechanic, manager, public administration employee, etc. the variety of the answers is really diverse with all kind of professions being mentioned, including business owner (1 percent), hairdressers (3 percent), etc. Gender also plays a role in some of the selections. Most of those that would prefer to become teachers are girls while most of those who choose to be managers are boys.

E21. Which profession you would like to have?

From the youth answers we understand that less than 1 percent of them see a career in politics.

In order to have a deeper and more nuanced understanding of the evaluations that young people give to different professions a series of questions related to various professions both traditional and novel were administered asking about details for each job. For every profession they were asked to rank four factors that would influence their decision or their choice to pick up that particular profession for their future: revenue (salary), job stability/security, difficulty of the job (how tired it can make you) as well as the social prestige (the respect that such a profession has in society in general). Young people have ranked for every profession all the four factors in terms of importance and the influence they can exert while taking the decision to adopt a profession. This has been then translated using a system of 0-100 points to allocate points to each specific factor (0 indicates no importance whatsoever and 100 maximum importance of the factor).

E.23_1 The main factors influencing the choice of profession **Teacher**

E.23_2 The main factors influencing the choice of profession **IT Ekspert**

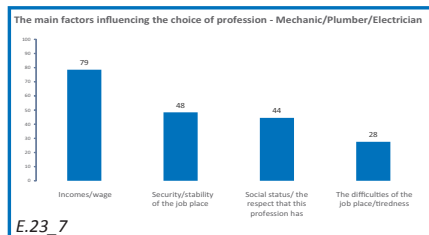
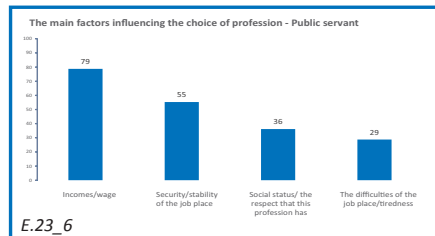
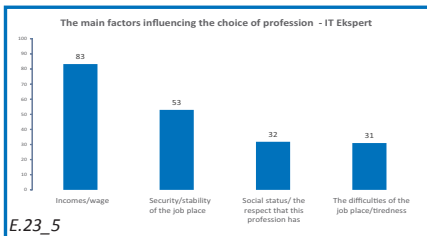
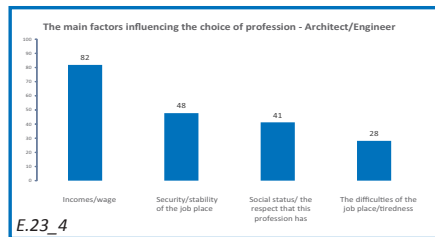
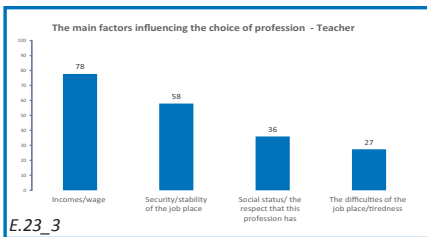
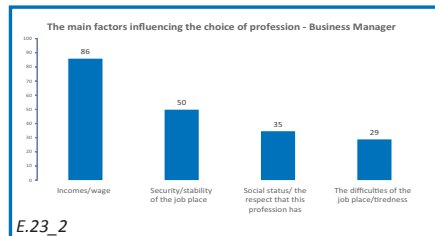
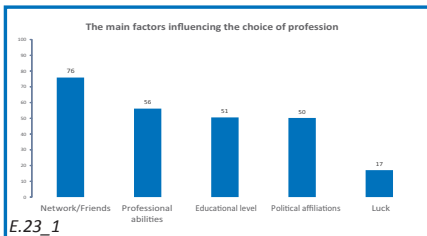
E.23_3 The main factors influencing the choice of profession **Doctor**

E.23_4 The main factors influencing the choice of profession **Mechanic/Electrician/Plumber**

E.23_5 The main factors influencing the choice of profession **Business Manager**

E.23_6 The main factors influencing the choice of profession **Architect/Engineer**

E.23_7 The main factors influencing the choice of profession **Public servant**



When young people consider the profession of a teacher the two main factors are revenue and job stability. This profession is largely seen as with adequate salary and with high job stability hence as a safe job place. Both factors have been selected in the first two spots with revenue on top by a large number of young people, respectively revenue with 78 points out of a 100 and job stability with 58 points. Job difficulty and social status seem to be secondary factors which are not so important when considering this job. Once upon a time the teacher profession had a very high status in society and was widely respected. It seems that now this social prestige is not perceived as determinative by young people who place it towards the end of the list with only 36 points.

A relatively new profession is that of the information technology expert briefly referred to as IT. A very large number of young people believes that this profession is a guarantee to high revenue and they chose this factor as the key one when considering to have this kind of profession. The answers indicate that young people give revenue 83 out 100 points in the ranking of the factors confirming the general perceptions that this job pays quite well. Young people also seem to believe that this kind of job offers adequate stability ranking this factor with 53 points in total.

When it comes to another traditional profession, that of 'doctor', we can notice some differences in perceptions and evaluations. While once again salary and revenues is taking the first spot in the ranking the specific profession of the doctor still enjoys a high social status hence high level of respect in society. Compared to all the other cases the ranking of the social status is higher at 44 out 100 points. In considering this kind of job social respect figures as one of the most important factors in a large number of the answers from youth. However the perceptions for the stability of the 'doctor' is not very high with 48 points in the general ranking.

There is an increased attention towards some old professions due to the strong marketing campaign of the executive for vocational education and the increased need in the labor market: these are the jobs of mechanics and technicians of electrical appliances as well as plumbers. Their specific services are in much demand and their jobs are perceived as well paying. This perception is verified by the young people's answers who place revenue as the first factor to be considered when choosing the job. These professions get 78 out of 100 points in the factor of revenue placing them in the youngsters' perception very close to the level of the IT specialist. Clearly the young people do not see these profession as conducive to much social respect giving this particular factor only 22 points in the general ranking. However they perceive another advantage in these professions and that is job stability which gets 59 points as a factor in the ranking. Given that the people that have these

professions are usually small business owners and self-employed these kind of profession are seen not only as profitable but also quite stable.

Young people perceive the job of the **business manager** to be quite profitable and hence rank it in the very first place when it comes to potential revenue that it generates. Young people rank the factor of revenue with 86 points out of 100, higher than any other in the professions list. Despite this, the profession of the business manager does not seem to be perceived as enjoying much social status since young people rank this factor with only 35 points.

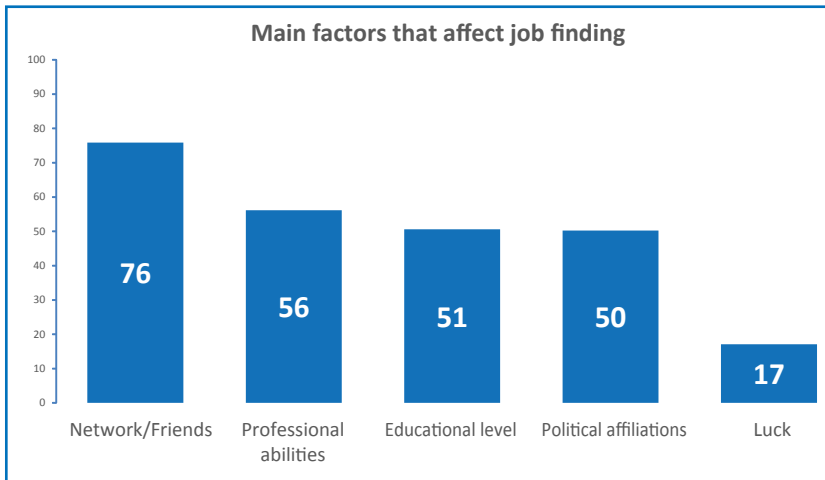
Working as an **architect or an engineer** is something that young people would mostly consider for the revenue it can potentially generate, ranking revenue as a factor with 82 points. The job stability of this profession is ranked with 48 points while social status with a total of 41 points.

The answers given for the profession of the **public administration employee** are very similar to those given about the teachers. Both the professions are valued for their adequate income and high job stability. The answers for the public administration employee illustrate this by ranking the revenue factor with 79 points and the job stability with 59 points out of a maximum of 100.

In an overview of all the answers about these various professions it becomes clear that the highest ranking as the most important factor in making any choice is that of revenue, potential salary and income. This is followed in the second place by job stability. Other factors such as job difficulty or social status (respect and prestige) are not in the limelight for youth and are ranked as secondary in the consideration of a profession and a job.

Young people were asked also to rank according to importance several factors that are considered important to increase their chances of employment. From the answers given it is very obvious that young people believe that acquaintances, friends that can help them play the most decisive role to find a job. This factor has been ranked as the first most important one with points out 100 maximum possible. The second place is split almost equally between three factors: education, professional skills and political connections. Respectively these factors have got 56, 51 and 50 points. It is important to note that young people perceive political connections to be equally influential in finding a job just as their education and professional capabilities. In the last place of importance youngsters place destiny with only 17 points out of a 100. Analyzing the overall ranking of the factors mentioned the conclusion is that young people value more externalities in their quest for a job such as friendly or political connections which rank higher or at least equal to factors that relate to the individual merits such as education and skills.

E22. Main factors that affect job finding

***Lack of information and institutions***

Apart from difficulties such as connections, friendships, favors, which youngsters encounter while trying to find a job, **they also complain that often there is no adequate information available and no support from the responsible institutions.** A youngsters from Tirana has said ***“There is a lack of information. One should have connections. Personally I don’t know where to address to find a job”.***

Labor Offices or Career Consulting Offices, according to youngsters, are missing, are inefficient and often very difficult to be found. As the youngsters say: ***“Here, one cannot find easily the labor offices. One have to walk around to find them”.*** Furthermore, even the ones who want to engage voluntarily face the same problems. This is how a youngsters from the municipality is expressed: ***“I am talking about the impossibility to get information. I want to work, even voluntarily, but I don’t know where, I don’t have any information”.***

4. Conclusions

From the data we can observe that the development and improvement of the quality of education is of primary concern to Albanian young people. Even though there is now more information over the importance and benefits of vocational education, young people are still mostly attracted by the idea of university studies despite the perspective of employment. In the meantime perceptions over the quality of teaching in schools and universities is still characterized by unchanged observations of elements of corruption such as note and exams buying, which taranishes their reputation. This then leads to their preference of studying abroad. The role of economic factors is observed strongly in all their attitudes and behaviors related to education and employment.

5. Recommendations

- Young people should have more opportunities to carry out internships or any other forms of periods in which they can practice their knowledge and skills. Internships have the additional benefit of being networking opportunities which in turn helps youngsters with their challenge of employment.
- Meritocracy is not seen by youth as a value system that secures employment hence much needs to be done in this front: the applications and admissions procedures in the public administration need to be fully transparent in order for at least the public sector to demonstrate a good will in removing the variables of nepotism, favoritism and political militantism from the equation of finding a job.



CHAPTER IV

Concerns
&
aspirations

Prepared by: **Geron Kamberi**

1. Introduction

The concerns and aspirations of Albanian youth are interlinked with their views on the present and the future and result from a series of phenomena that have accompanied them over these years. One of those that still exerts a great influence on young people is migration and immigration. The huge waves of immigration after the 90s where more than 1/3 of the Albanian population fled to Western Europe, USA, and Canada has affected every Albanian family regardless the social strata or geographical area. Although the massive emigration is declining, the desire among young Albanians to choose again a place abroad for employment or livelihood has not decreased. From a social perspective, Albania continues to be a patriarchal country where a relatively conservative morality still prevails. Family and friends are the social backbone of the individual as well as the main assets for his ability to adapt and survive. The moral norms take an important place in lifestyle and youth choices. Despite social categories where young people belong, there are no essential differences with regard to this aspect of life. However during these years, young Albanians have built their judgments and evaluations on morals in a constant duel with their parents' generations who lived in different times with profoundly different level of social, economic and cultural development of the country. This confrontation has sought to determine the relationship with the new values that are emerging in the Albanian society, but also their attitude towards future goals.

2. Main findings:

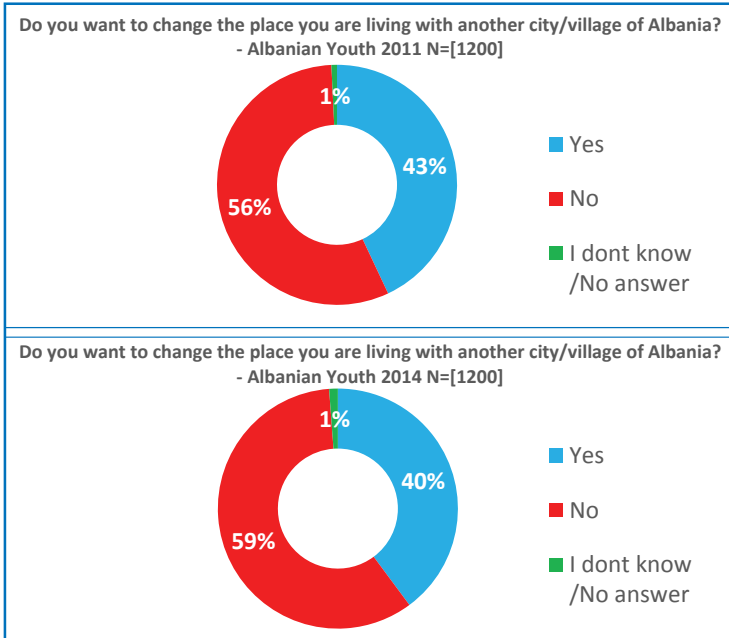
- Most of the young Albanians do not intend to leave their current place of residence to another Albanian city or village, but almost 59.8 percent of them want to emigrate abroad.
- The economic reasons are ranked as the main causes that push young Albanians to flee towards a new residence in Albania or abroad.
- The Albanian youth preferred places of emigration are England and USA. Female youth are more willing to migrate for educational reasons.
- Most of the young people in Albania are optimistic about the future and see it better over the next 10 years.
- Albanian youth have begun to distrust the paradigm that 'courage is a factor that pushes towards success' as 51.8% of them at national level do not agree with this principle. Compared to 2011 data when the percentage of young people who believed in this was 80%, the recent results show a drastic decline and a hint of pessimism among youth.
- About 83% of young Albanians consider morality as a very important value in the society.
- Friends are seen not only as individuals with whom youth can share the entertainment activities, but also as an interlocutor with whom they can share the bitterness and disappointments of life. And spite in 2011 which claimed that 44% of youth in 2014 where 69.1 per cent of young people believe that life is not enough to have some friends and do what you wish.

3. Findings and analysis

3.1 Migration and emigration

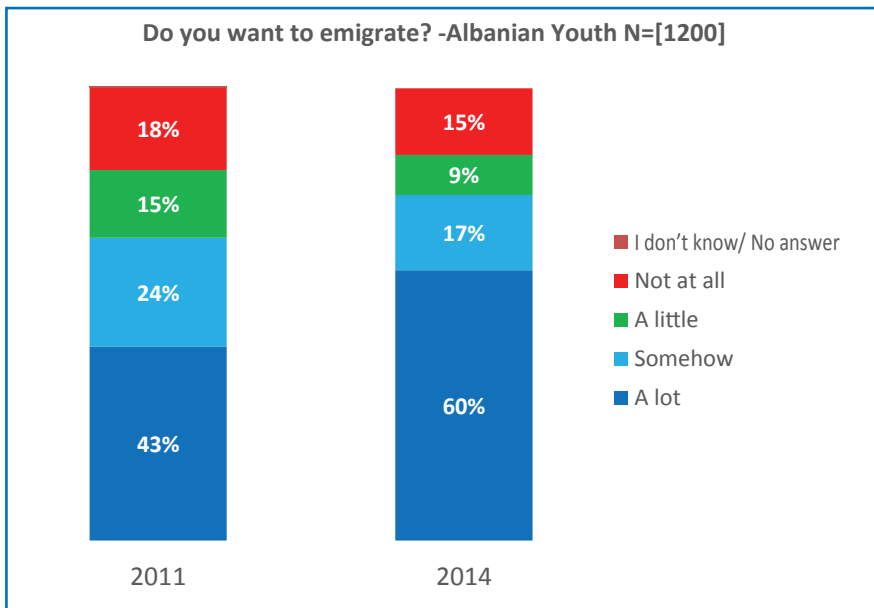
The survey data shows that the desire and intention to leave Albania continues to be strong among young people and the trend is even increasing compared to previous years. The data of 2014 shows that 59.8% of young people state that they wish to immigrate abroad, against 53% in 2011. Young males seem to have a higher percentage against females respectively with 63.5% versus 55.2%. The idea to leave the country and live abroad is spread all over young people regardless of their age or social origin. For example even 51.7% of young people who come from wealthy families confirm they want to leave the country which shows the wide perception of a lack of standards that guarantee their educational development as well as economic, professional and cultural advancement.

D1. Do you want to change the place you are living with another city/village of Albania?



Regarding the circumstances and factors that push towards emigration young people continue to emphasize the improvement of their standards of living in front of impoverished economic conditions. About 49.2 percent of those nationally interviewed state that they wish to migrate to improve the economic and living standards, while only 14.9% intend to leave the country for reasons related to education. Although the young people aged 16-17 years intend to emigrate for a better education, they also see it as an opportunity to seek a job. There is a distinction between genders in their replies about emigration reasons. In this context, 22% of young women who want to emigrate mention the objective to be better education compared to 8.4% of males.

D3. How much do you want to emigrate?



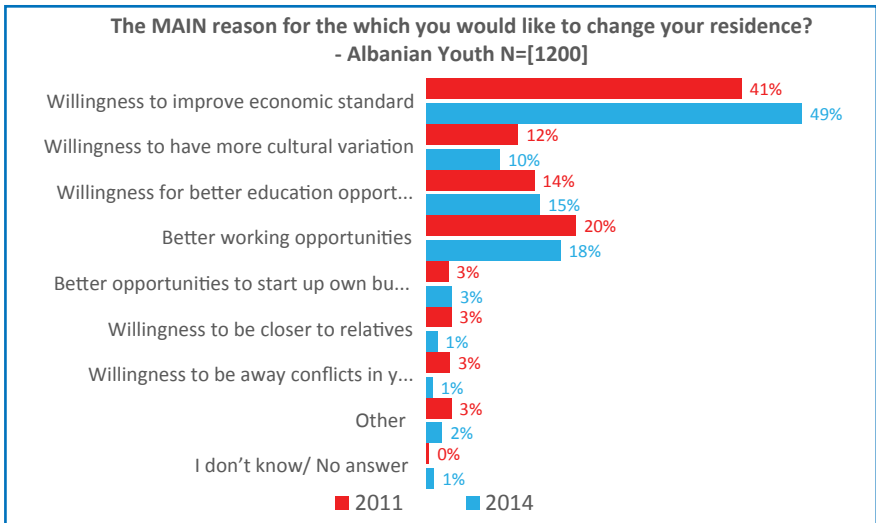
In addition to emigration, Albania faced after the 90s an internal migration process where people from rural and remote areas of other cities moved mainly to Tirana and Durres.

The data of the 2014 youth survey shows that only 39.8 percent of young people say that they want to move from their current residence to another city or place within Albania, the rest or 59 percent claims the contrary indicating a consistency in relation to housing or employment.

Again there is an obvious difference between young people living in Tirana where this desire to move to a town or village within the country accounts for only 7% of the youth, and young people in other cities and rural areas where this figure is several times higher: 33.2% in main cities, 55.3% in other cities and about 47% of those living in the countryside wish to move. These figures reflect the lack of perspectives for young people in these areas, widening the disparity between the capital and other cities as well as highlighting the lack of sustainable development at regional and national level. It also presents the pessimism of young people regarding the improvement of the economic situation in the areas where they live and their belief that life away from them can offers better opportunities.

About 91.5 per cent of young people living in Tirana does not intend to leave to a particular city or village within Albania, which shows that Tirana still remains the most preferred residence in the country. Meanwhile even 50% of youth who live in other major cities or in the countryside clearly state that don't want to change their existing residence. This can be explained with the increasing cost of such displacement within the country, lack of financial resources and job insecurity due to economic crisis.

D2. Which is the MAIN reason for the which you would like to change your residence?



Over the years, the youth migratory behavior has been related to the fact that Albania is a neighbor country to two EU member states, Italy and Greece. However the recent economic crisis in these two countries has lead 46.9% of youth to state they mostly prefer to emigrate to UK and USA. Nowadays even the youth of Albanian southern areas who once preferred Greece as the closest emigration destination country seem to have changed preference as about 29.4% of them want to emigrate to US.

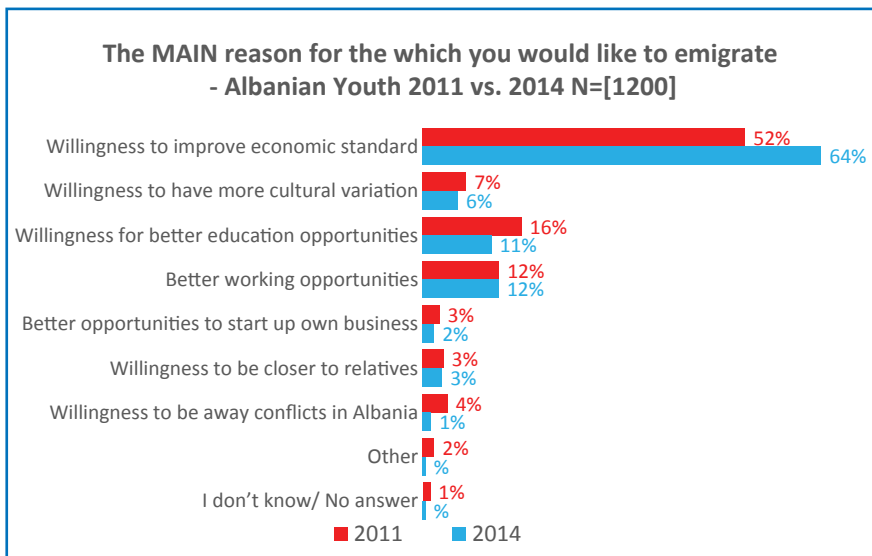
The emigration reasons for young people depend on several factors but one can note that amongst female youth the desire for a better education prevails. In this regard, 22.8 percent of young females state that their intention to migrate is related to better education, compared to 8.4 per cent of males who make the same statement.

The same kind of difference can be pointed out between young people living in Tirana against those living in rural areas. About 20.9 per cent of young people living in Tirana confirm that the reason to migrate is related to their intention to have a better education versus 12.6 percent of young people from other cities or rural areas who state the same.

The desire to avoid conflicts in the village or town where they live has been one factor leading to the intent to emigrate during the years, however that has continued to fade more and more over time. Economic factors are becoming increasingly the stronger influence and push for youth to migrate since of employment remains the most important reason to do so.

Data shows that migration or emigration amongst the young Albanians is driven by a variety of reasons ranging from the desire for a better life, education and lack of employment opportunities. This desire to leave determines to a great extent their relationship with the future as it is seen as a preferred ‘tool’ to change their lives.

D5. Which is the MAIN reason for the which you would like to emigrate?



Young Albanians, ready to leave Albania

The desire of young people to leave the country remains unchanged compared to 2011. In 2014, the majority of young people participating in the focus groups state that they will leave Albania if they are given such an opportunity. According to the results, nearly 9 in 10 young people interviewed would like to emigrate if he/she has a such chance to do so.

The reasons given by young people for leaving Albania are mainly related with seeking better education opportunities abroad and the guarantee of a better standard of living. The lack of a merit system for hiring, poverty and unemployment are some of the other reasons listed by Albanian youth. Despite the constant desire to emigrate, a significant number of young people participating in the discussions have expressed their willingness to return and invest their capital in Albania.

“I want to live out of the country because I am bored with everyday life here. I like to be independent and live alone. To have better income.”
(Tiranë, Urban)

“I would like to migrate for better education opportunities, and then in the near future to come back here and do something. School and circumstances make me feel like a loser here. Abroad I will try to know more, to change the culture and mentality.” (Tiranë, Urban)

“The first reason [why I want to immigrate] is economic and I do not see a safe future in our country. I currently study but as far as I have heard, I have to pay a bribe for a job and it does not depend on your skill and ability.” (Tiranë, Urban)

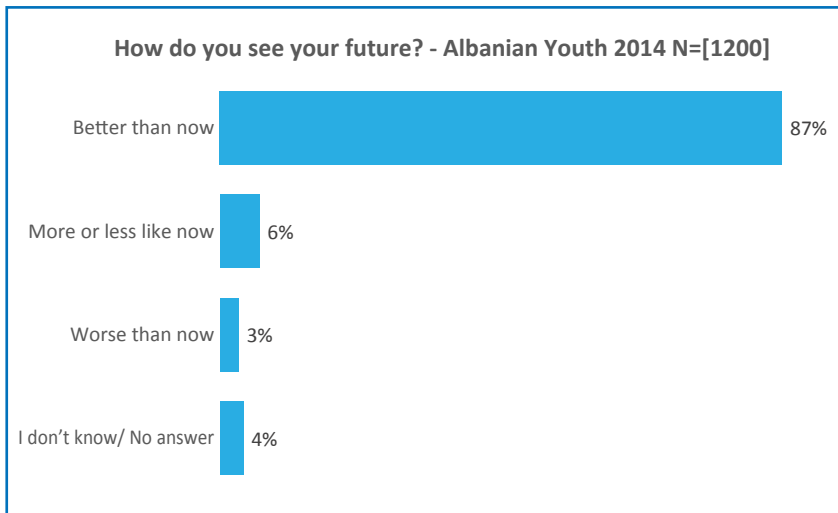
“I’d like to leave the country and in the meantime I regret that I have chosen to conduct a Master degree course in Albania. I would like to go out of the country because there are more opportunities for employment and it makes you happy to find yourself fully integrated in the European society. It would be even better if I could do the MA degree in America” (Tiranë, Rural)

3.2 The future and the purpose in life

The future is seen by young people as a whole unity of social and economic elements that directly affects their priorities and goals in life. Albanian youth generally describes the country's future with a positive and optimistic perspective. However, despite the optimism, young people are trapped in dilemmas, suspicions or contradictions, where their uncertainty is mixed with short-term hope.

This dilemmas and contradiction appear in the responses of young people about the future. Although 87.3 percent of them believe that after 10 years Albania's future will be better, most of them still wish to leave the country and find a job abroad. We can see a higher trend of optimism for the future among female youth with 89.5 percent, versus 85.1 percent of male.

D6. How do you see your future after 10 years?



Most of the young Albanians asked, believe that it is important to know what aims to achieve in life.

About 50.7 percent of young people interviewed at national level very much agree with the above statement. Females have a tendency to be more oriented towards setting their priorities compared to males as about 52.3 % of them state that know what want to achieve in their life compared 41.8 percent of the latter.

Albanian youth has begun to distrust the paradigm that courage is a factor that pushes towards success, as 51.8% of them do not agree anymore with this principle. Compared to the data from 201 when the percentage of young people who believed in this paradigm was 80%, one can notice a drastic decline and a sort of pessimism. The numbers actually pose a serious challenge of understanding why the young population doesn't believe in having courage and take risks.

Meanwhile a large number of young people consider simple fate (destiny) as the determinant factor for achieving their goals. In this context, 61.8 percent of young people interviewed believe that they must rely party or even fully on their own destiny and take whatever life can provide. On the other hand 20 percent of them claim that they should not believe in destiny. This is indication reveals that not for all youth the belief that destiny is decisive in the life matters.

3.3 Altruism and morality

In the Albanian culture, taking care of others has been always linked with the family obligations and the traditional mentality. The majority of the Albanian youth associate their care for others with those individuals belonging to the family: parents, relatives and the parents of the spouse. In most of the rural or urban areas, the phenomenon of living in large families, also requires taking care for others as a social norm. This is reflected through the different ways in which wives take care of husbands, or children take care of parents and grandparents.

Young people still consider moral standards as a very important element of society. In this regard, the survey data shows that 83 percent of young people at the national level believe that these norms are essential to the functioning of the society itself.

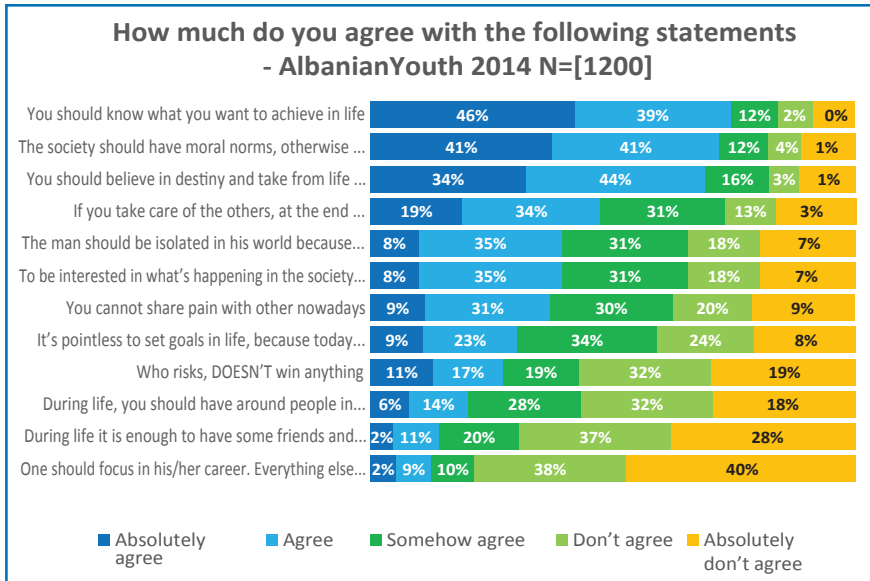
3.4 Relationships with others

Relationships and links with others are seen as a very important factor in the life of most young people. In the Albanian society, the thought that friends and relatives are the ones that provide solutions of the problems or create favorable living conditions continues to prevail. This is reflected in the fact that 89.6 percent of young people believe that in life it is necessary to be surrounded by people on whom you can rely. This is a general trend with very few differences noticed between young people who belong to different economic, social or geographical backgrounds.

Friends are considered not only as individuals with whom youth can share entertainment activities, but also as interlocutors whom they can trust to share and discuss their anxieties and dilemmas. Compared to the 2011 data when only 44% of young people had this opinion, in 2014 there are 69.1 percent of young people who believe in it. It is not enough to have some friends and do what you wish.

The survey data shows that 66.8% of young people believe that it is important to follow your course demonstrating to the others a strong identity by trying to be yourself. On the other hand 78.3% believe that one should not be closed into their own world and be isolated but has to establish a fair balance between social inclusion and individual identity.

D7. How much do you agree with the following statements?



4. Conclusions

The results of this chapter show that despite the downward trend of migration and high level of immigration expectations, the Albanian society has undergone major changes in recent years. These changes have brought numerous different patterns in the lifestyles of young people and therefore to their values. It has also changed the general concepts by which the whole society determines what is good or bad, desirable or not, valuable or useless. While the internal migration waves were frequent and almost uncontrolled, the data shows that currently they are leading to the erosion of differences between the values and beliefs of rural and urban areas. However the consequences of this movement have also been negative social changes, uncertainty and difficulties of young people to cope with living in urban areas.

Although young people in Albania believe in values such as courage and altruism the dominating opinion among them is that close friends, family links and relationships have to be appreciated as the core means to be successful in life. “The Friend” is perceived and estimated as a magic tool which solves issues and concerns especially employment. It is considered one of the most important “assets” for the individual in Albania without which few young people believe can achieve what they want in life. This indicator reflects a low level of institutionalization of the society as young people do not see in institutions a way to solve the problems but consider them the so-called “unknown and foreign”.

Despite the gradual fading of this mentality and the growing self-confidence of youth in their ability to cope with daily life, despite connections or friendships, the latter are still seen as important elements for the welfare of the Albanian young individuals.

5. Recommendations

- Undertake a set of integration policies for coping with the migratory movements within the country and they should strengthen the implementation of the strategy for the development of rural areas in order to by reduce socio-economic differences between areas of the country.
- Design and implement effective policies that support the returned emigrants for them to use their financial and social capital and transfer their skills to various businesses
- Develop of national and regional strategies and action plans for youth employment in the country, taking into account the global crisis.
- Encourage a merit-based system in all hiring procedures especially in the public sector.
- Ministry of Social Affairs and Youth together with the Ministry of Interior should develop a strategy of social inclusion and employment of young people who come from remote areas of the country, to move them out of illegal immigration and activities.



CHAPTER V

Lifestyle:
Pattern of
consuming,
entertainment

Prepared by: **Alba Çela**

1. Introduction

Often in the social pages of media in Albania youth is stigmatized as 'passive', 'indifferent', or an exuberant consumer. This kind of reporting though rarely takes into account the various opportunities offered to or missing from youth depending on their background and context, such as their location in urban or rural areas or their belonging to various economic and social strata.

When one considers general tendencies of consumption and entertainment (spending free time) Albanian youth does not differ from the rest of their counterparts in the world. The high degree of use of information technology naturally makes Albanian youngsters connect to the tendencies of global consumption. However faced with increasing challenges of employment and economic empowerment, Albanian young people need to find a new compromise between their needs and desires, which keep on rising fed by a restless global marketing industry, and family budgets from which they are continuously dependent on.

Another interesting aspect that this chapter takes a snapshot of is the sexual life of young people in Albania, their respective habits and taboos in this field. This important part of life and youth life is generally very little known and studied, a fact which does not bode well with the need to provide information and instill awareness in order for them to be responsible and healthy.

2. Main findings

- Television watching, music and going out with friends remain the main alternatives that Albanian young people have when it comes to their free time. Less and less youngsters are using leisure time to read books, practice sports and go to the movies.
- There is an increase in the audience that follows the news editions: In 2011, only 34 percent of youth said that they would follow the news every day while now in 2014 47 percent say the same. Television shows with political debates do not capture the interest of youth: about 34 percent say that they never follow such debates and 18 percent say that they watch them only rarely.
- Access to Internet for young people in these 4 years has remained stagnant and 15 percent still do not have the option of Internet at hand. The average time that young people spend on the web has increased: In 2011 youth spent almost 2.9 hours online while now in 2014 they spend 3.2 hours on the web.
- The most frequent use of Internet for young people is being on the social networks and social media (Facebook, Twitter, etc.) with a full 85 percent that report this kind of use of their time online. Another very popular use of the Internet mentioned by $\frac{3}{4}$ of those asked is chatting online with their friends.
- A young person needs a sum of more than 10,000 lek (around 100\$) to meet monthly expenses. The main costs are those associated with purchasing clothes and accessories as well as going out to bars, cafes and restaurants.
- The two main things which are very fashionable according to youth are 'looking good/ beautiful' and 'dressing well/ dressing with brands'. These are mentioned as being in fashion by 93 percent and 88 percent respectively.

- Marriage seems not to be so much in fashion for youth nowadays. 30 percent claim that marriage is not really in fashion followed by 25 percent who have a more radical approach and say that marriage is not in fashion at all.
- A fourth of those asked believe that consuming marijuana is in fashion.
- Compared to 2011 less young people report to consume tobacco hence to be smokers: now 17 percent say that they are regular smokers and 10 percent smoke occasionally.
- 56 percent of young people negate that they use alcohol and 29 percent say that they use it only rarely. About 6.6 percent of young people say that they drink on the weekends. Most of the young people asked believe that drinking alcohol is outside of social norms hence unacceptable. A group of 12 percent believes that drinking is necessary in order to fit in their social group or their friends' circle.
- 36 percent of young people interviewed say that have not had sexual intercourse, a third of them have an active sexual life with one sole partner and 19 percent say that they have relationships with more than one partner. In the last group, of people with sexual lives and multiple partners, males predominate by a considerable margin.
- Males are the ones who lead in the use of protection in sex with 40 percent of them using protection in a habitual way. The comparison with females shows that only 16 percent of young females use protection regular in their sexual life. The number off females that never uses protection is quite high with 36.6 percent. On the other hand only 14 percent of males report that they never use protection in their sex life.
- When asked about their views on virginity, about 22 percent believe that it is a value for both genders. The majority 35.5 percent believe virginity is a value only for females. Another 32 percent of youth believe that virginity rather than a value is in fact either an old outdated concept or even worse a psychological burden for an individual.

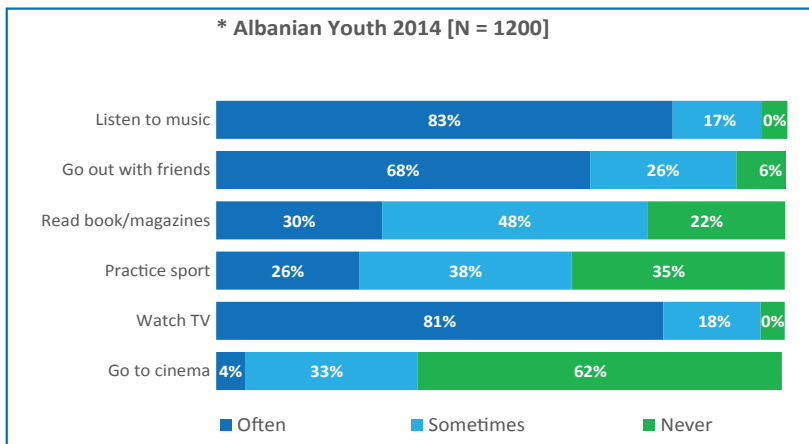
3. Findings and analysis

3.1 Leisure time

Albanian youngsters are actually hostage to a small number of alternatives when it comes to using their free time and the winners are usually music and television. About 83 percent of them listen to music in their free time and 81 percent watches TV. About 17-18 percent of youth say that they listen to music or watch TV occasionally in their leisure time.

68 percent of young people say that they go out frequently with their friends to cafes and bars while 26 percent say that they do this more rarely. Going out with friends is not always very easy and feasible for girls though. For example 81 percent of the young males asked said that they go out very frequently with their friends while only half of the girls asked reported the same. At the same time about 10 percent of the young girls say that they never go out with their friends, a situation which does not apply to young males at all. Going out with friends is also dependent on the economic status, 14 percent of the young people from the poorest strata of the society say that they never go out with friends. Departing from the youth in Tirana towards other more remote and rural areas the number of those who say that they go out very often with friends gradually decreases: from 77 percent in Tirana to 60 percent in the villages.

A1. How often do you do the following activities?



Reading seems to be an activity that is carried out occasionally with only 30 percent of young people saying that they read regularly and half of them reporting that they read only on occasion. There is a small trend of increase in the group of those that read regularly towards the occasional readers. In 2011, only 23 percent said that they were avid readers while this year we have about 30 percent in the same group. However, it is very distressing that 22 percent of young people say that they never use their free time to read books. This figure has not changed from the first survey in 2011. Gender makes a big difference in determining who reads: 43 percent of young females in comparison to only 18 percent of young males say that they read often. At the same time a full 30 percent of young males never read while only 12 percent of females say the same.

Practicing different sports, as one of the healthiest ways to spend free time, is also something being done by youth either occasionally or very rarely. 38 percent of those asked said that they did sports only occasionally and a large group of 35 percent said that they never do any sports in their free time. Only a fourth of the youngsters are regulars in following their sports practice or exercise routine.

The numbers of young people going to the movies, just as in the case of the first survey in 2011, are quite low. There has not been any new cinema opening in Albania in the last 4 years so that eventually makes all the youth that prefer to go to the cinema on a regular basis be concentrated in the capital. A third of the young people go to the movies occasionally, when they get a chance, and 62 percent of them never go to the cinema.

3.1.1 Free time: options depend on what you can afford and where you are

The options available to young people to spend their free time depend on many factors among which the most important seem to be location (especially for those youngsters living in rural areas), economic status that determines what costs they can afford as well as to a lesser extent the spaces at hand and the activities organized for them by the respective local authorities.

The development of technology is rapidly substituting some options with others online.

A young person from rural Tirana confesses that ***“I go to the cinema twice a year. This is because technology has reached to the point that the movies can come very easy to us. We open our laptops and just watch the movies from Internet.”***

Young people in general seek more engagement and commitment from local government and other responsible authorities to provide libraries, sports fields, etc. but they also remember to encourage civic initiatives and spontaneous gatherings. This is summarized by the following young people from different areas in Tirana (urban and rural):

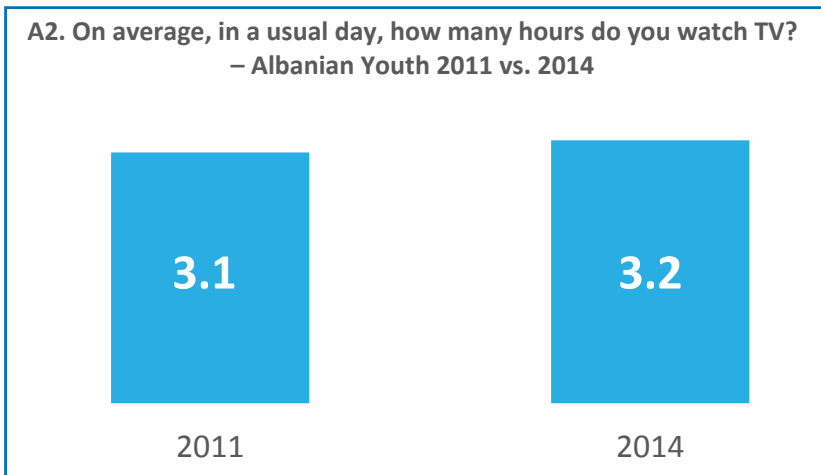
“The library for us is totally inadequate, personally I am a student and I have gone there to look for books. I have gone to several libraries but the environment is very inappropriate and the number of books is very limited, there are almost no books.” “In Albania there are no sports activities, no sports gatherings are done from the central or local authorities and not even organized by citizens themselves.”

Finally the cultural and arts institutions should engage a bit more through the use of modern information technology to keep the interested young people informed about the upcoming programs.

A young person from rural Tirana explains that ***“It is difficult to get information about the theater, you have to go there personally to get the information while in the case of the cinemas that operate in Tirana they are all present in the social networks and it is very easy to see what is on and what movie you would like to watch.”***

Albanian young people spend on average 3.2 hours watching television on a daily basis. Young people in the capital of Tirana differ from the rest since they spend less time in front of the TV screen, about 2.6 hours. There is a slight increase (within the margin of error) of 0.1 hours (about 6 minutes) of watching television from the first survey in 2011.

A2. On average, in a usual day, how many hours do you watch TV?



3.1.2 Preferences for TV programs

When the different kinds of programs being transmitted on TV are examined, young people show diverse preferences. A large youthful audience is captured by programs with foreign music, followed daily by 51 percent of young people and also followed a couple of times during the week by another 24 percent. The rest of them, 12 percent follow the music programs once per week.

News editions are followed regularly every day by 47 percent of young people asked and several times per week by another group of 22 percent. However, 19 percent of young people, almost one in five has very little interest in following the news and hence watches them very rarely, less than once per week. Compared to four years ago, there is a strong change in the patterns of young people watching the news editions: In 2011, only 34 percent of the young people followed the news editions daily while now in 2014, 47 percent do so.

The cinematographic genre most preferred by young people is action movies. 37 percent of all young people asked say that they watch these movies every day followed by another 30 percent that watch action movies several times per week. Action movies are a distinct preference for males among which 50 percent are daily followers of action movies in comparison to 23 percent of females who are the same. Illustrating this as well, whereas 12 percent of females never watch action movies the number of males that never watch them is negligible, close to 0 percent.

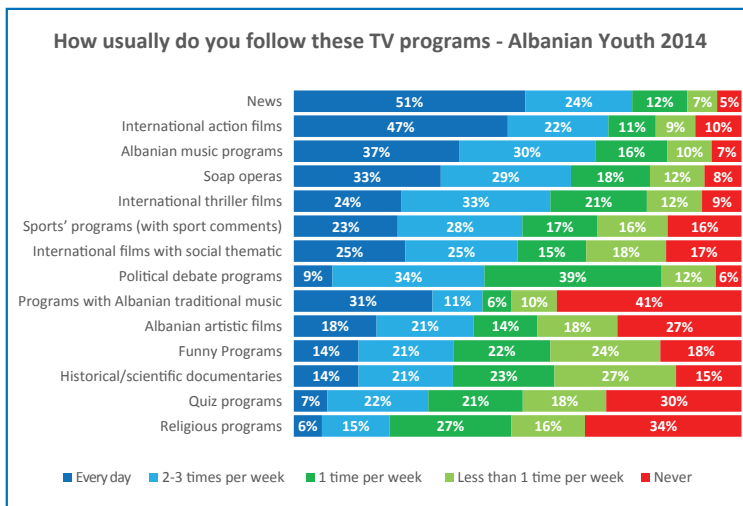
Programs with Albanian pop music are followed very regularly by a third of Albanian youngsters and several times per week by another 29 percent of them. Programs that broadcast Albanian folk music are less popular, nevertheless a fourth of the young people follow almost daily.

Soap operas which are now a regular part of the TV program are also present in the daily preferences of youth. 31 percent of the young people asked follow soap operas every day. In addition, 11 percent follow soap operas several times in a week and another 6 percent once a week. Gender plays a difference in the following of these programs. 49 percent of females follow soap operas every single day while only 13 percent of males does the same. 60 percent of young males say that they never watch soap operas while much less females, 21 percent, claim that they are in the same position. Young people in Tirana follow the soap operas much less than their peers in other towns and villages.

After action movies, the most liked genre for youth is drama or social topics movies which are followed daily by around 24 percent of young people and watched several times per week by another third of the sample. Foreign thrillers also have their audience: 23 percent say that watch them every day and another 28 percent watch them a few times per week.

Sports programs and sports commentaries are followed daily by 18 percent of young people and at least once per week by another fifth of the sample. A large part of young people, 27 percent never follows these kind of programs. Males are eager followers of sports programs. 64 percent of males follow the sports programs either daily or several times per week while half of the females asked said that they never follow sports programs.

A3. How usually do you follow these TV programs?



Documentaries with historic and scientific topics are followed generally once a week or even at a lower frequency. 46 percent of the young people asked watched documentaries in such a way. 14 percent of young people however seem to be very interested in documentaries and follow them daily.

Programs with comedy/ humor seem to have captured the interest of young people even more this year compared to the first survey in 2011. In 2011, only 13.3 percent of young people followed this funny shows several times per week while this year 34 percent of them do the same.

Comedy shows are usually placed once or several times per week in the weekly program of the main national TV channels.

Programs with political debate or political talk shows have also captured a little bit more audience over these four years. In 2011 only 14 percent of the young people followed these talk shows a few times per week while now in 2014 about 22 percent do so. However there is still a considerable group of young people that are not interested in following such talk shows: 34 percent of the young people say that they never watch political talk shows and another 18 percent say that they follow them rarely.

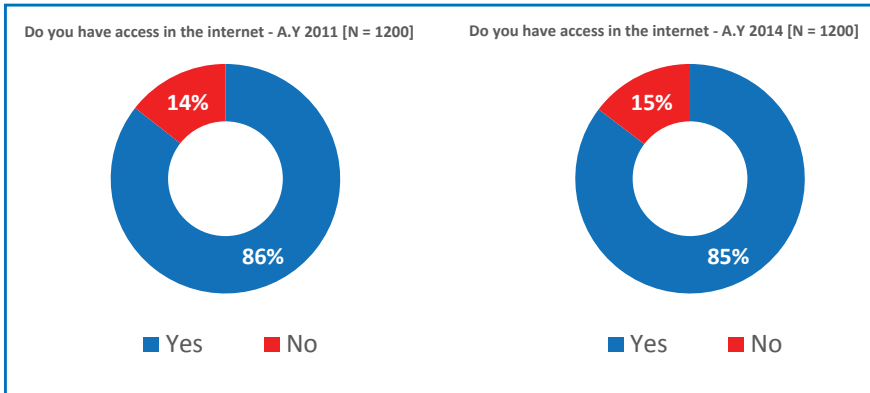
Game shows and TV quizzes do not have a large audience among youth. Half of the young people asked never watch them or may watch them very rarely. Most of the young people who watch them, 27 percent, do so only once per week.

Programs with religious content have the smallest number of followers: 66 percent of the young people never follow them, 16 percent follow them rarely and only 13 percent follow them at least once per week with some among them even daily.

3.1.3 Internet

Levels of access that young people in Albania have to Internet is unchanged from four years ago: 85 percent of them have access to Internet and 15 percent do not.

A4. Do you have access in the internet?



Males have higher levels of access than females where the numbers are 90 percent of males versus 80 percent of females which report to have access to Internet. Access to Internet diminishes when going outwards from Tirana where is the highest number at 97 percent and then decreasing gradually until the rural areas where there is the lowest level with 79 percent.

Distraction that comes from the 'www' world

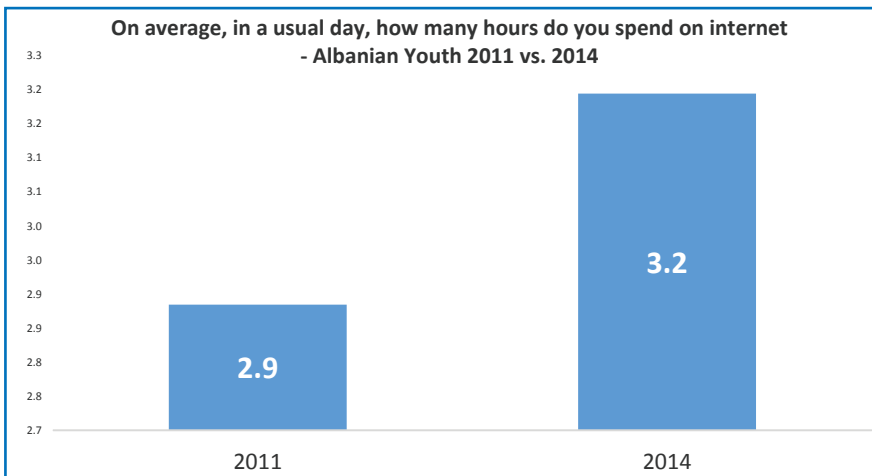
Access to Internet continues to be a difficulty for some young people that mainly live in remote and rural areas. However it is interesting to note that some of them say that the issue of not having access to Internet at home is more a personal or family choice rather than the case of not having the possibility to do so. The reasoning behind this choice is to avoid the distraction.

Hence young people from rural areas around Tirana say that **“My choice [not having Internet at home] and the PC I use it whenever I am off...when I have a workload from school I never use it because it can distract me” as well as “The first reason why I don’t have Internet at home is sincerely because I think that if I had it I would be really addicted to it.”**

The impression that access to Internet is really distracting and can eat away the time necessary to do homework is a very interesting fact especially in the context when youth themselves, whether from rural or urban areas, admit that in school they are often required to use Internet as a resource for their homework or various school projects.

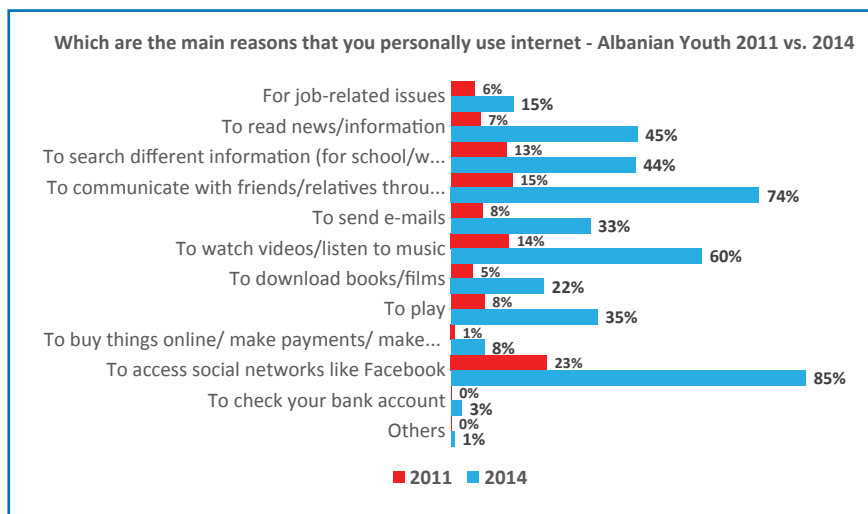
With the passing of years, the average hours that young people spend navigating online has increased. In 2011 young people spent an average of 2.9 hours online while in 2014, three years later this time has reached 3.2 hours. Males spend an average of 3.5 hours in comparison to females who spend less than 3 hours (2.9 hours daily).

A5. On average, in a usual day, how many hours do you spend on internet?



The main uses of being online have not changed. The most frequent use of Internet for youth is access of social networks (Facebook, Twitter, etc.) mentioned by an overwhelming 85 percent of young people. This is followed by being online in order to chat with friends mentioned by ¾ of the young people asked. 60 percent of them also use Internet in order to listen to music or watch videos online. Other frequent uses of Internet include: reading the news (45 percent), looking online for various information needed for school or work projects (44 percent) as well as online games (35 percent). A third of young people say that they use their access online for their emails and 22 percent to download books or movies. Young people use the Internet very rarely for online purchases/shopping (less than 10 percent) or to manage their bank accounts (a negligible number less than 1 percent).

A6. Which are the main reasons that you personally use internet?



One change that can be noticed in time is the increase in using Internet as a source for news and information on current events. The number of young people that reports this kind of use for their Internet time has doubled from 24 percent in 2011 to 45 percent in 2014.

3.2 Expenditures

The monthly expenditures that young people have go towards two main purposes: purchasing clothes and accessories, going out to bars, restaurants and cafes. On average young people spend every month 3900 lek for the purchases and 4600 lek for going out. Buying prepaid phone cards or paying their phone bills is a cost that reaches 1000 lek per month for young people. Other expenses are lower, hence smaller amount of money are spent to buy books (540 lek per month), buy DVDs or go to the movies (less than 300 lek per month) as well as to be able to afford certain services such as going to the gym or to the pool or afford the hairdresser and the beauty salon (about 700 lek per month). If we think hypothetically about a young person who has to do a little bit of everything in the mentioned categories every month, the total budget that he would need every month would be above 10,000 lek.

Young males consume a higher budget than females with double the expenditure when it comes to going out to bars, restaurants and cafes. In this category males spend an average monthly of 5000 lek compared to females that spend 2600 lek. Males also have higher spending pattern in buying clothes and accessories spending an average of 4900 lek per month compared to 4100 lek spent by females. The differences observed in the expenditure sums of young people coming from rich families compared to those from poor families are staggering. Hence youth coming from the well-off strata of the society spend over 6000 lek per month for each category: purchases and going out. They spend an additional 1200 lek per month for services at the gym of beauty salon. The total of expenditure for rich young people is 16,000 lek per month well above average national level.

Categories of expenses	Monthly average cost (in lek ALL)
Watching movies (cinema, DVD purchase, etc.)	240
Going out to bars/ coffee places/restaurants and pubs, etc.	3870
Purchasing clothes, shoes, accessories	4560
Cell phone pre-paid cards / phone bills	1000
Purchasing books	540
Services: gym, pool, hairdresser, spa, etc.	720
TOTAL 10930	

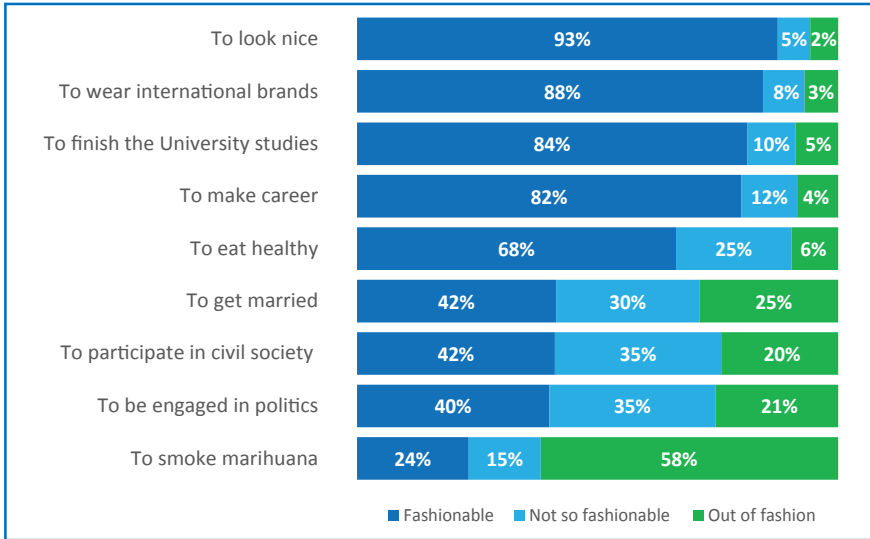
3.2.1 What is fashionable?

Both things which according to young people are the most fashionable trends out there have to do with appearances. Looking beautiful/handsome and dressing well (as in dressing brands) are for the overwhelming majority of young people, respectively 93 percent and 88 percent, very much in fashion. These are followed by factors that have to do with the level of education and professional engagement. Finishing university is fashionable for 82 percent of the youth and not so fashionable for 10 percent of them. Having and developing a career is fashionable for 82 percent while 12 percent do not see this factor as something in.

Eating healthy is fashionable for 68 percent of young people while a third of them think that it is not fashionable. There is a slight decrease in the number of youth who consider healthy eating as fashionable, from 75 percent in 2011 to 68 percent now.

Marriage is not so trendy for the largest part of youth. 30 percent of them say that marriage is not really fashionable followed by 25 percent who go even further proclaiming it as totally unfashionable. However there is still a considerable group of 42 percent that considers marriage as fashionable.

A8. For each of the following alternatives, can you specify if it is fashionable (trend) or not?



Participating in different civic and social initiatives is fashionable only for 42 percent of the young people asked while the rest says that such a thing is either not so fashionable or is out. Compared to the year 2011 there is a steady increase in the share of young people that think participating in civic initiatives is quite fashionable, since four years ago only 28 percent of young people thought it was trendy to be engaged in such a way.

In their comments related to being involved in politics, most young people believe that such a thing is not fashionable. Only 40 percent of youth claims that politics is fashionable.

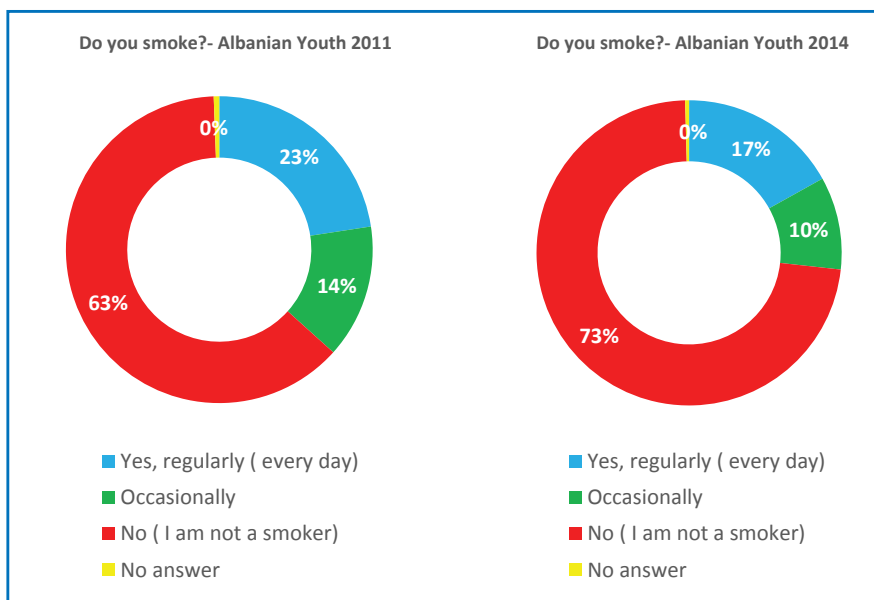
Consuming marijuana is totally unfashionable for 58 percent of the young people and not so fashionable for another 15 percent. However, a fourth of the sample interviewed claims that marijuana is trendy. The popularity of marijuana increases gradually from the low income segments of society towards the richest ones. 32 percent of the young people from well to do background believe that smoking pot is fashionable.

3.3 Other aspects of the lifestyle

3.3.1 Tobacco and alcohol consumption

17 percent of the young people asked are daily smokers while another 10 percent do smoke occasionally. 73 percent of the young people say that they don't smoke. Tobacco consumption has decreased when one compares the numbers to four years ago when 23 percent said that they smoked regularly and another 14 percent smoke occasionally.

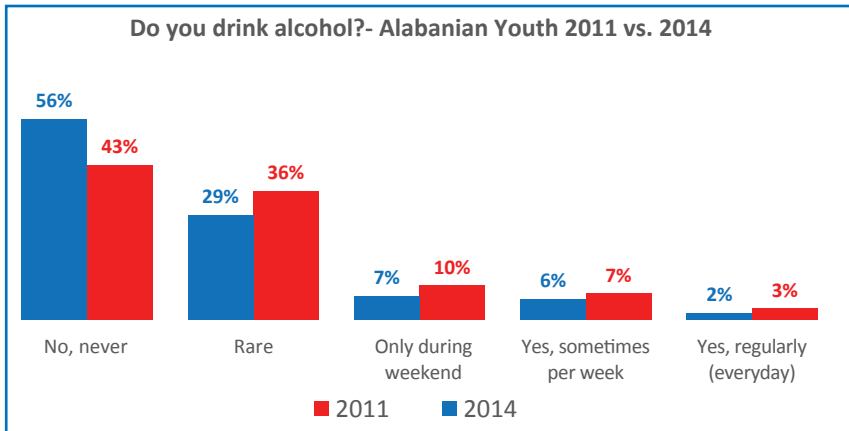
A9. Do you smoke?



There are significant differences in terms of gender when it comes to smoking. 30 percent of the young males smoke every day. 88 percent of females do not smoke, not even occasionally. Once again it can be noticed that even youngsters at the minor age report to be smoking, in this survey about 30 young people under the age of 18 said that they smoked.

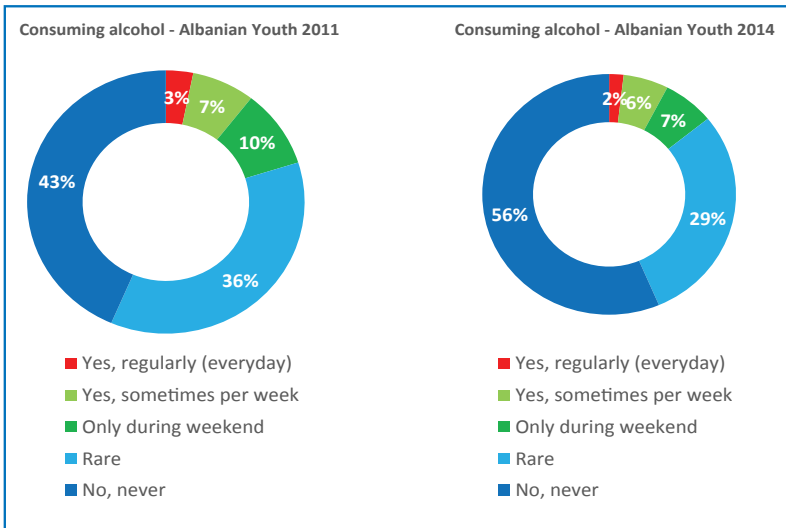
When the patterns of alcohol consumption are surveyed more than half of the youth, about 56 percent deny to use any alcohol followed by 29 percent who say that they consume alcohol rarely. 6.6 percent of young people say that they consume alcoholic drinks during the weekends and another 6 percent occasionally. The number of those who say that they are regular users of alcohol is quite small at under 2 percent.

A10. *Do you drink alcohol?*



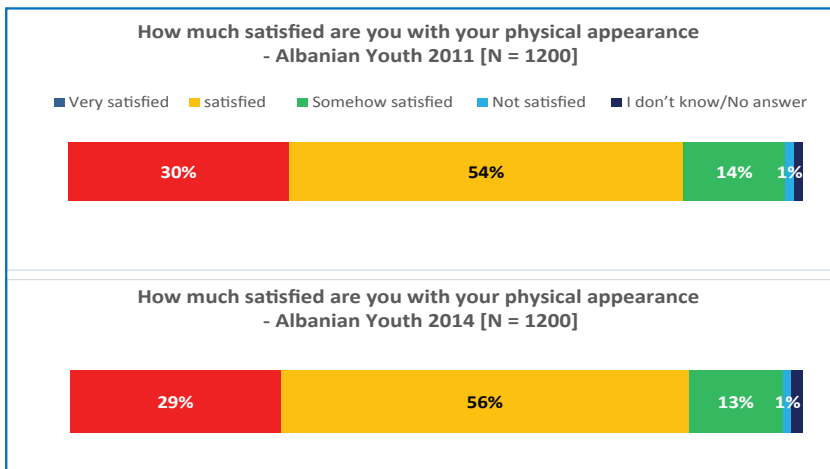
In all the frequencies of the use of alcohol surveyed females differ from males with much smaller numbers of those who say that they consume alcohol even among those that use it occasionally. Also the number of females which say that they never consume alcohol is much higher. A pattern of higher consumption of alcohol can be traced in the youth living in Tirana compared to their peers elsewhere in the country.

A11. Do you think that consuming alcohol is:



In their judgment over consuming alcohol, most of the young people, 57 percent say that it is unacceptable in terms of social norms. The rest consider it either as necessary in order to fit in a social group (12 percent) or as generally acceptable (28 percent).

A12. How much satisfied are you with your physical appearance?

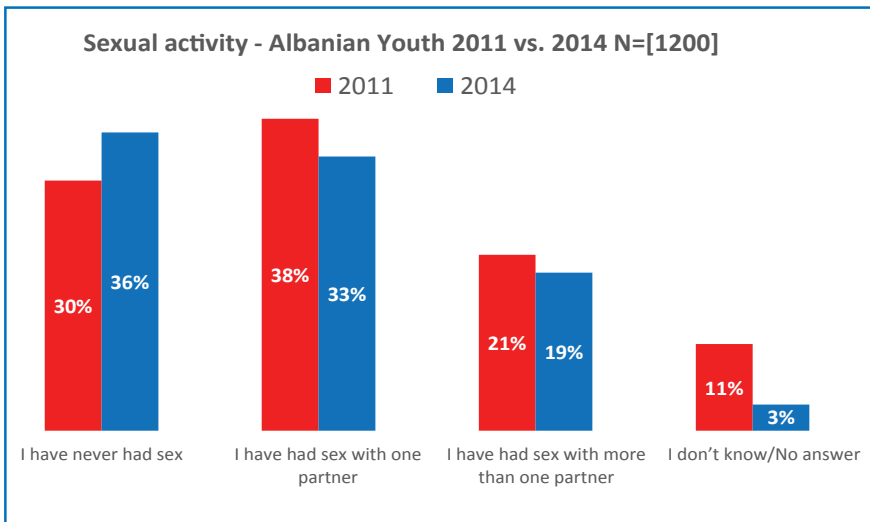


The majority of Albanian young people are either satisfied or even very satisfied with their external appearance. This signals high levels of being comfortable with the way they look. 13 percent say that they are somewhat satisfied and the number of those that are not satisfied is negligible.

3.3.2 Sexual life and activity

Asked about their sexual activity, 36 percent of the young people say that they have not had sexual relations. A third of the young people say that they have sexual relationships with one sole partner while another 19 percent admits to having various sexual partners. The proportion of those who refuse to answer this question for this year is 8 percent.

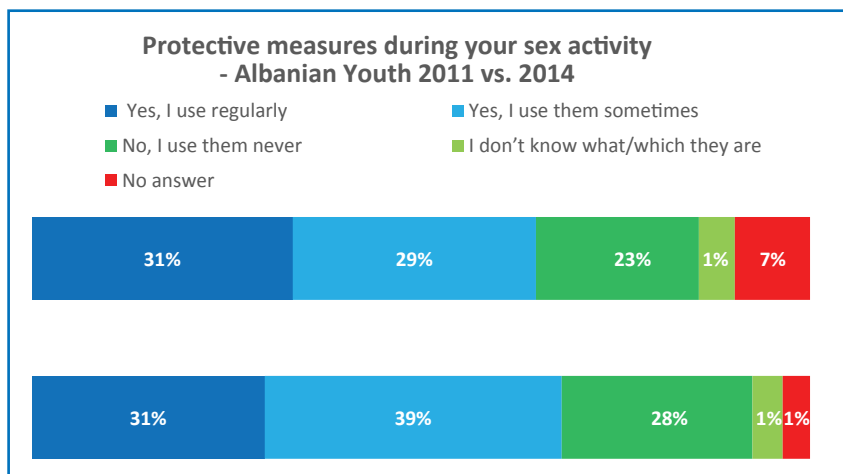
A13. Which of the following statements describes best your sexual activity?



Analyzing the answers given one can notice significant gender differences in the reporting of sexual activity. Hence 50 percent of females say that they haven't had sexual intercourse in comparison to 23 percent of males that say the same. Parallel to this, 35 percent of males say that they have sexual relationships with more than one partner, while the corresponding group of females that has the same characteristic of sexual life is really small (a little bit under 3 percent).

The level and frequency of using protection in their sexual life is an important topic that young people were asked about. About 30 percent of them admit that they use protective measures regularly as part of their sexual activity. 29 percent uses them occasionally. A large group of 23 percent say that they never use protection in their sexual relationships. This year the share of those who refuse to answer this question is quite high at 17 percent.

A14. Do you take protective measures during your sex activity?

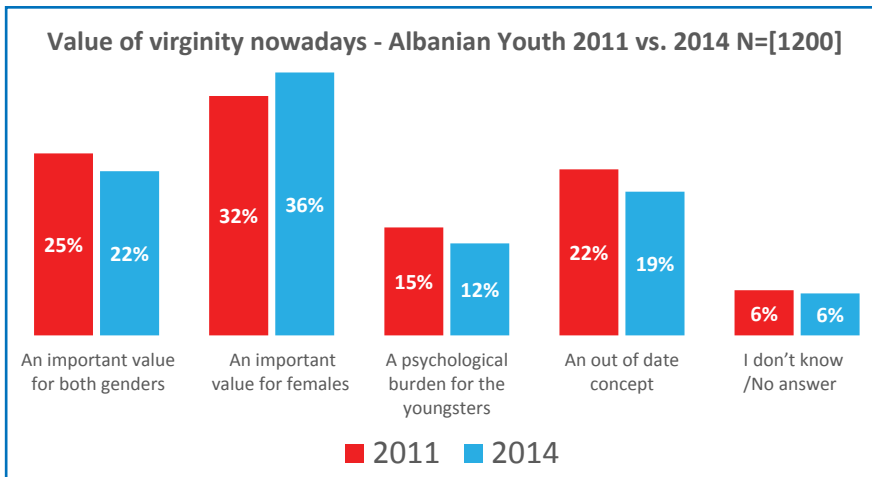


Males take the lead in their use of protection in their sexual life with 40 percent of them who use protection regularly in comparison to only 16.6 percent of females that do the same. Simultaneously the number of females who never use protection in sex is much higher than that of females, more than 36 percent of females never use protection in comparison with only 14 percent of males.

The evaluation of virginity, an aspect often taboo in a largely patriarchal society such as Albania, is an opportunity to gather information on what young people consider as still a value or just a remnant from the past. Even though the passing of time has brought different dynamics even to this concept, about 22 percent of Albanian young people still believe that virginity is an important value for both genders. The largest part,

35.5 percent sees virginity as a value exclusive to females. Another part of about 32 percent think that virginity is not a value, on the contrary is either an outdated concept (19.4 percent) or even worse a psychological burden upon individuals (12.4 percent). 10 percent of the young people asked have not given an answer to this question.

A15. How do you value virginity nowadays?



In this evaluation, the largest differences are those between young people living in Tirana, in the rest of the urban areas and in the rural areas. In a concentric way, going from Tirana outwards to the other towns and to the rural areas the number of those that consider virginity as a value increases consistently and the number of those deeming it as an outdated concept eventually decreases. To illustrate this, in Tirana about 34 percent of young people believe virginity is an outdated thing from the past while in other areas this number is significantly lower: 20 percent in large urban areas, 18 percent in small towns and finally 14.5 percent for rural areas. The same trend can be observed in the numbers of youth who characterize virginity as a psychological burden which varies from 20 percent in Tirana to a maximum of 12 percent in other areas (and of course lower in the villages). Different from what can be expected gender differences do not play a considerable role in the evaluation of virginity among the answers given by young people.

4. Conclusions

One of the most significant results that comes out of this chapter is that young people in Albania spend a combined time of 6.5 hours in front of the TV or the laptop/phone screen. Eventually this kind of leisure time use and this level of TV and Internet consuming leaves little room left for any other activities. The same result then becomes clear in the answers given for low levels of practicing sports, reading books or even engaging in volunteer projects as seen in the respective chapter.

At the same time this prolonged exposure combined with other factors as well has exerted a strong influence on the perceptions of youth especially on what they consider fashionable and which focuses only on appearances. While to them looking beautiful and dressing well seems naturally trendy, they have started to question traditional practices such as marriage deemed by many as unfashionable. Changes are also obvious in the perceptions of the concept of virginity, a taboo that lives on from the past and which is still present in the mindset of youth albeit not as strongly as before. Presently a third of Albanian youth does not consider virginity as a value.

Fulfilling various needs and following different passions that they have requires a considerable level of expenditure by young people. This weighs heavily on their families' budget since families are the primary financing units for young people. A young person in Albania needs more than 10.000 lek per month to afford buying clothes and accessories, going out to bars and cafes as well as buy books or purchase services at the gym, the hairdressers, etc.

5. Recommendations

- From year to year, reading as a voluntary activity is losing terrain in the young people preferences and especially among males. Encouraging reading for pleasure and not just for the school homework and assignments is a challenge that needs to be undertaken by institutions such as those that work in education but also from civil society that works with youth and youth education. Outside of the capital city there are almost no public spaces except from schools where reading is a common activity (such as library-cafes). There is space for the local administration of cities to intervene in this sector through private-public partnerships.
- Many among Albanian youth have yet to understand the importance and the benefits of using protective measures regularly in their sexual life. All the responsible institutions which include those of public health, education institutions, respective NGOs and media should engage constantly in the information and raising awareness among youth and introducing creative ways of increasing the use of protection. This should be targeted especially at young females who still report lower protection use in their sexual activity.
- Young people should be informed about the elements of an active and healthy lifestyle. The very lengthy time that they spend watching television and surfing online, the low levels of practicing sports or exercising and the frequent use of tobacco and alcohol (these last two mainly among males) are all factors that increase the risks for young people for an array of diseases. They have medium and long term implications that need to be addressed with the philosophy of prevention and reducing social costs in the future of the entire population.



CHAPTER VI

Democracy
&
governance

Prepared by: **Geron Kamberi**

1. Introduction

Democracy and Governance are two main pillars of priorities for youth given that the age bracket studied are directly and intensely affected by the progress in the indicators of both. Despite the big changes that Albania has gone through, Albanian young people believe that they are still facing issues and challenges that derive from a long and tough transition and which go along their lives: poverty, unemployment, uncertainty about the future. In front of these kind of difficulties they try to determine their attitudes and courses of action aiming at evaluating the reality around them and seeking a perspective for their future. The average age of the Albanian population is quite young at 28 years old and among roughly 3 million Albanians almost 420.000 are in the age bracket 18-24 years old. Hence their electoral behavior and their evaluation over the state of democracy and governance has a huge impact on the elections results and the potential rotations of power. The estimation over the quality of democracy and governance by youth is also an indicator over their levels of pessimism and their overall stance towards the future. Every escalation in the level of mistrust of youth towards public institutions adds to the pessimism among them and the social apathy pushing them towards other options such as migration. Losing trust in democracy and its mechanisms as tools for change transforms young people into weak passive voters. Creating the right spaces for youth to improve the democratic process as well as the governance of the country is a continuous challenge in the Albanian context which does not possess an old tradition of democracy in the history of its politics and society.

2. Main findings

- 55.1 percent of young people see the lack of rule of law as the main concerning issue of the Albanian society, with young people from the least well off part feeling this problem more than those from richer background.
- 96.4 percent of young people, including young rich people believe that at the national level the most concerning problems are the level of unemployment and that of poverty.
- 73 percent of young people do not feel secure about their job. These includes the young people from well off backgrounds as well as those with post graduate degrees.
- The perceptions of threat from the spread of HIV/AIDS is still high among youth however it is proportional to the state of education and economic status hence it is least of a problem for youth from well off strata and those with higher degrees of education.
- 64.1 percent of young people believe that there will be just a modest change in the economic development of the country in the next ten years.
- Only 11 percent of the young people are very interested in the political developments of the country, with males generally more interested than females in following these developments.
- Albanian young people continue to have very little interest in the political developments abroad with only 13.8 percent of them following the affairs in the Balkans and 15.9 percent interested in following the developments in the arena of international politics.

- 70 percent of young people harbor political convictions and affiliations which largely or approximately concur with those of their parents.
- Television is the main source of information for Albanian young people, however Internet is quickly gaining ground by taking the second place in the media of information alongside conversations with friends and acquaintances.
- About 83 percent of young people believe that the phenomenon of vote buying exists in Albania during the electoral processes but very few among them admit that they or their parents have been touched by such an experience.
- The level of trust that youth has in public democratic institutions is low and conducive to more social apathy among them.
- Young people believe that their vote does not influence the way that institutions are governed.
- Only a small minority of young people (3.8 percent) feel well represented by young people in politics. Most of those asked feel little represented (33 percent) or not represented at all (30.8 percent).

3. Findings and analysis

3.1 Governance and its components

One of the main elements that shows the impact of governance among youth is the perception about rule of law and implementation of laws. At the national level data reveals that compared to 2011 there is an increase from 49.3 to 55.1 percent of the youth that considers the lack of rule of law as very concerning. The highest percentage among them belongs to youth in the capital at 62.5 percent versus the young people admitting the same in rural areas at 54.8 percent.

One of the indicators about the selective perception of the lack of rule of law as a concerning issue is the ratio among rich and poor young people asked. There are less young people among rich strata that see this concern at 51.5 percent compared to the percentage of young people from less well-off segment at 57.1 percent. With the maturing of age and the increase in levels of completed education there is an increase in the level of concern and awareness about the lack of rule of law as an issue in governance. Parallel to this, we can see a change in the perception of lack of rule of law among youth from the area of Tirana and other cities, where the perception of it as a concern reaches levels of 69.5 percent and 78.4 percent respectively, compared to the young people in the north of the country where this perception of concern is as low as 60.8 percent. Despite the nuances, comparisons to the data of 2011 show an overall increase in the indicators of people that regard lack of rule of law as a persisting concern.

Street crime and various forms of trafficking as issues that relate to governance in the public security and safety part also cause concern and are part of lives of young people with a direct impact on them. 49 percent or half of the young people asked see street crime as a very concerning issue. This signals an increase compared to 2011 when this figure was 41.1 percent. Females feel more threatened by street crime witnessed by their level of concern, 54 percent of them consider it a threat compared to 44 percent of males. Both the figures are larger than four years ago where respectively 43.3 percent of females and 39.1 percent of males

considered this a grave concern. Data from 2014 shows that young people most affected by street crime are those in urban areas different from Tirana. Whereas in Tirana and rural areas the perception of street crime as a threat is at levels of 46.7 percent, the percentage in other cities reaches the level of 55.7 percent. This indicator can be connected to the reality in urban areas where factors such as the economic crisis and the low levels of migration (to mainly Italy and Greece) makes young people more vulnerable and affected by street crime. Another interesting element is that street crime affects more young people from poorer background (48.1 percent) compared to those from well off segment (42.9 percent).

The various forms of trafficking are seen as a threat by 52.9 percent of young people and for the nature of the phenomenon females are once again showing higher levels in this threat perception at 54 percent versus 44.1 percent of males. An interesting factor is the convergence in the estimation of this threat among youth in Tirana and rural areas at 46.7 percent, signaling a decrease from 2011 when the same estimation was given by 54.7 percent of young people asked. Just as in 2011 however there is a higher number of young people in other urban areas which see various forms of trafficking as very concerning from 40 and 42.9 percent to 55.7 and 50.7 percent.

About half of the young people, 50.8 percent consider threats from terrorist attacks as a low or even nonexistent threat signaling a decrease in the perception from 2011 where the corresponding number was 62.1 percent. However there is an increase in the number of young people from 20 to 27 percent who consider the threat of a terrorist attack as a grave concern. Among those that present this concern the trend is that with the increase in levels of education and access to information there is a corresponding increase in the perceptions of this threat as a concern. Young people living in other urban areas are more sensitive to the threat of terrorist attacks witnessed by the number of those who see this as a problem which stands at 39.2 percent compared to 25.8 percent among the youth living in Tirana. This trend is a full reversal compared to the year 2011. It might be attributed to some developments mainly in 2013 such as the large number of dynamite explosions and the phenomenon of foreign fighters recruited among Albanians mainly involved in the conflicts in the Middle East and who came mostly from urban areas outside the capital.

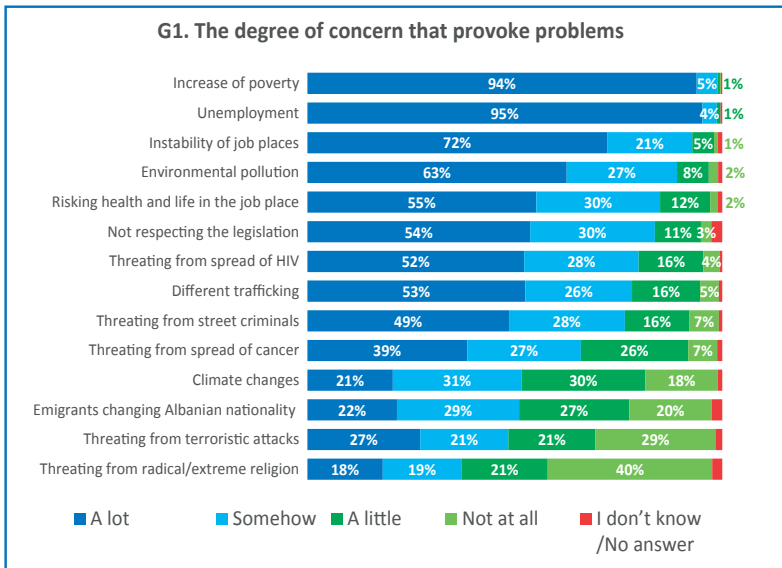
The large scale of emigration towards places such as Italy and Greece keeps the concern of identity loss permanent among the estimations of youth. Most of the emigrants have always been young people who have to sometimes balance the challenges of economic survival and progress towards the conservation of their identity. Hence the young people frequently mention the threat of loss of identity in their answers. However in comparison to 2011 these estimations of the issue as a problem are on the decrease, from 36.9 percent to only 22.2 percent who consider such an issue a problem in 2014. A considerable decrease is among the males who mention this as a concern which in 2011 was a full 40.2 percent and now few years after is just 20 percent. One reason is that loss of identity was mainly associated with the pressures endured by emigrants in Greece and which now are perceived as gone mainly due to the economic crisis there. The feeling is that now Greece does not represent anymore an option so attractive as to warrant the loss of identity for emigrants. Regarding the differences among young people from different economic status segments, data from 2014 shows that rich young people do not see the loss of identity as a problem any longer, 62.4 of them see this as a low or inexistent threat. This might be attributed to their security of financial sources and means which does not put them in a situation where they have to emigrate and face the option of identity loss. Additionally given their lifestyle they also tend to have more cosmopolitan tendencies.

3.1.1 Development problems and challenges

Among development problems, poverty and unemployment are the most important issues that have a direct impact on the life perspective of youth. The increase in the levels of poverty is seen as very concerning for 96.4 percent of the youth at the national level. We should highlight the fact that this is seen equally as a problem by youth coming from poor strata, 94.1 percent of which regards this as a problem as well as rich strata among which 95 percent see this equally as a problem. From the data of the poll in 2014, we can notice that despite changes in the education level, economic status, geographical background or even age almost all the young people asked among each category, above 90 percent say that poverty represents a concerning issue that threatens directly the society's development.

The level of unemployment is also a major concern for a large part of the youth, identified from 95.6 percent of them, which signals the great importance of the issue for them. We can notice that this is also a general concern which is shared by youth from both poor and rich economic status as shown by their similar percentages; respectively 94.5 and 95.8 percent. Additionally the percentage of the young people from rich strata which identify poverty and unemployment as big concerns is even a bit higher than that of young people from less well-off economic segments. These concerns relate to the overall evaluation and perception of the situation where in a labor market with limited opportunities for employment even young people from well of economic background face difficulties in establishing their individuality and independence through their own work. With the relative maturing in age the concern increases and becomes more visible even for 96 percent of those young people who are considered as very well qualified such as those with a university and post-graduate degree.

G1. According to your opinion, how much critical are the following elements for the country's development?



Politics, employment and justice singled out by youth as the main challenges in Albania

Politics, employment, justice and security are identified as the main issues in Albania according to the conversations of young people in the focus groups. Many young people see politics as the main cause of the problems that they face in their lives. Albanian young people are very skeptical in relation to the functioning of the justice system, which they claim is corrupt and lacks basic capabilities.

“Politics is doing nothing. We are waiting for things to improve but nothing changes.” (Tirana, Urban)

“Justice, if you have an issue with justice. Despite the fact that I haven’t had to deal with it, I think that if I had an issue I would not be able to solve it without having some deviance in the middle.” (Tiranë, Urban)

Even in the cases where young people are already in a job they express often a series of concerns and attitudes regarding the insecurity and lack of stability of their job as well as risks related to safety and health conditions at work. At the national level, 73 percent of the young people consider the insecurity of the job place as a great concern. This is even noticed in rural areas where despite the fact that agricultural activity is listed as self-employed, the young people at a level of 75.4 percent feel insecure about their job compared to slightly just more in the urban areas at 78.4 percent. This indicator reveals the lack of opportunities and lack of diversification of economic activity in rural areas. What is furthermore interesting to see is the increase in the percentage of young people from rich strata that consider job insecurity a problem, from 60.8 percent in 2011 to 69.8 percent in 2014. This compares to 78.2 percent of the youth in least well-off strata which also had an increase from the percentage in 2011 which was 72.5 percent. The insecurity increases with the age approaching that of working youth. Also a fact to notice is that job insecurity is higher in the youth from the southern areas at 83.2 percent compared to those in the northern areas at 60.8 percent. Despite levels of education and qualification the job insecurity exists among them, with 72.7 percent of

the young people with university level education feeling insecure about jobs in comparison to 82.6 percent of them with pre-university education levels.

The work conditions for young people in a job are key elements that influence their well-being. At the national level, 55.8 percent of young people asked continue to consider the threats that come to their safety and health at the work place as a grave concern. The tendency continues to be unchanged in the rural areas (57.8 percent) versus other urban areas (48.5 percent) which relates to the nature of the work that young people have to do in villages and which is generally tougher. Naturally poor young people are most influenced by these threats with 65 percent of them feeling concerned in comparison to 51.7 percent of the youth coming from richer strata. However in the latter category we can see an increase in the concern since in 2011 their percentage was 43.3 percent. For the younger ages that enter the work force early this constitutes a higher concern, with 60.8 percent of the young people at the age bracket 16-17 compared to 53.4 percent of those among 18-22 years old expressing this concern. In the south of the country the risk and health issues at the work place seems to be much more of a concern than in the north, with compared percentages of 62.7 (south) versus 48.4 percent (north). The increase in the education level exposes youth to less dangerous jobs leading to falling percentages in the identification of this problem, from 65.1 percent at the pre-university education level to 50.6 percent of those with university level. In this case we can notice that the percentage of the former (pre-university) has increased from 2011, from 55 to 65.1 percent of those that see the threats to safety and health as a major problem in their work place.

In addition to the issues discussed above, other aspects that relate to quality of life such as environmental pollution and the spread of HIV/AIDS as well as other illnesses are of concern to youth.

Environmental pollution is identified as a big concern from 63.1 percent of the young people at the national level, in addition 26.9 percent of them consider this as somehow a concern. It is interesting to note that there is a

bigger group of the young people at the rural areas at 67.7 percent which consider environmental pollution a problem compared to youth in urban areas which is at 60.8 percent. Equally noticeable is the low percentage of the young people in Tirana, 55 percent, which consider environmental pollution a problem. This shows a low level of awareness towards the many environmental problems that exist in the capital. On the other side, despite this being an issue with quite an impact on their well-being, young people from richer strata which consider environmental degradation as a problem is low at 57.1 percent when compared to 65.1 percent of youth from lower economic status who say the same. Age does not make a difference among youth in considering the problem of environmental pollution. Younger people of the age bracket 16-17 years old are even more concerned, at the level of 66.1 percent versus their older peers of 18-22 years old at 61.8 percent. Environmental pollution is of much more concern for youth in central and southern areas of the country, respectively at 65.4 and 70.3 percent than among those in the north, at 52.5 percent. This can be explained partially by the fact that most economic activity after the 90's which had a negative impact in the environment, such as construction, and manufacturing, was concentrated in these areas.

In continuation of evaluating environment and nature as a key element in their life and well-being, when it comes to climate change Albanian youth continues not to see this as a concern in relation to their homeland. Only 20.8 percent of the young people asked consider this as a concern, with an additional 31.8 percent which acknowledges it as of somehow a concern. On the other side a full 47.9 percent consider climate change as a minor or even nonexistent concern. The share of young people who consider it a concern is higher in Tirana at 24.7 percent and lower in the villages at 20.9 percent which shows a very low level of awareness in rural areas which are also more vulnerable to climate change effects. There are no significant changes in the consideration of climate change as a concern among youth from different economic status. With the maturing in age we have higher awareness levels: youth in the age bracket 16-17 years shows concern at 18.6 percent of cases whereas those among 23-27 years old at 24.6 percent. When data is compared to 2011 there is a decrease in the percentages in both age brackets which shows an even lower level of their awareness over climate change effects over the location where they

live. It is to be highlighted that paradoxically young people with a level of education at university or even postgraduate degree show less concern than those with less education completed; the compared percentages are respectively 51.4 percent towards 64.5 percent.

The spread of HIV/AIDS virus and the frequency of tumor diseases are also in the radar of concerns expressed by young people. Data gathered from the poll shows that at the national level 39 percent of young people consider the spread of HIV/AIDS a considerable concern. However there is a decrease of this concern from 2011 when the percentage at the national level was 43.5 %. There is still a difference between rural areas where the perception of this threat is among 41 percent of youth, largely due to lack of information and eventual fears about the virus and its spread. This compares to youth in urban areas 23.7 percent of which express the concern. In both cases however there is a decrease in the groups of concerned youth which can signal an increase in the awareness levels of both. Differences persist also in the perception of this threat among youth from poor and rich economic brackets, where 42.2 percent of those from a lower economic status consider this threat in comparison to 39.7 percent of the rich. This can be attributed to higher levels of information that exist among the well-off youth about protective measures. In the age bracket of 16-17 years old the share of the youth that considers this problem as a concern, 41.5 percent, is higher than among their older peers, 18-22 years old which stand at 35.4 percent. In the latter the maturing of age and the eventual increase in information lowers the threat perception. We can notice a higher awareness level for this issue in the youth in the northern areas: during the poll in 2011, 42.9 percent of them considered the spread HIV/AIDS a concern in comparison to 30.9 percent in 2014. This might come from the penetration of more liberal norms and behaviors in these areas but which at the same time brings along more problems in this area. The threat perception level decreases with the increase in the level of completed education: from 44.9 percent of those at the pre-university level towards 40.7 percent of those with a higher degree.

An important finding is that of the young people at the national level which consider the spread of tumor diseases as a concerning issue which this year was 52.6 percent, lower than that observed in 2011 which was

60.8 percent for the same issue. There is still a higher percentage among females that see this as a threat at 57.1 percent compared to males at 48.4 percent. This might come from the higher levels of information in the media about forms of cancer that impact women such a breast cancer. It is interesting to note that this threat perception is much higher at youth in rural areas (55.4 percent) compared to those in Tirana (36 percent). Young people from lower economic strata feel more concerned about this problem with 55.9 percent in comparison to 51.5 percent of those from better economic situation. When the geographical background is factored in, the levels of concern are almost the same with 51.1 percent in the north, 51.6 in the central part and 56 percent in the south. This reveals that these kind of illnesses (tumors) are becoming equally concerning in the entire territory. There are no major differences in the education level of youth that perceive this threat, there is even a slightly higher percentage of youth at pre-university level (57 percent) compared to those with a higher degree (55 percent) which consider this a concerning problem.

Albanian youth is very cautious when it comes to estimating the economic future of their country, the perspective of economic growth and the change in their situation in the next ten years. Only 11.6 percent of those asked believe that there shall be a considerable change in the next ten years related to the economic outlook while the majority of 64.1 percent believe that the economic situation of Albanian people in general will experience only a modest change. In these results we cannot differentiate between the answers of females and males as regarding their expectations. The level of optimism between the capital and rural areas is also very similar with respectively 62.5 and 63.2 percent expecting modest change. The youth from the poorest economic background are even more pessimistic compared to 2011. Whereas then 65 percent of them expected some modest change few years after in 2014 only 53.8 percent of them expect the same in the next ten years. Youth from the central and southern areas of the country expect more a modest change in the next ten years than those from the north, with compared percentages of respectively 66.6 and 66.2 percent versus 57.6 percent. With the increase in levels of education there is an increase in youth which expects a modest economic change: 63.8 percent of pre-university level youth compared to 68.3 percent of those with higher levels expect a modest change in the next ten years.

3.2 Democracy and politics

3.2.1 Interest and information on politics

Young Albanians are not very interested in their own domestic politics. Only a small group among them says that they are very interested but their percentage is very small and even smaller than those who say that they are entirely not interested and don't follow the political developments in Albanian political affairs. The results from the poll reveal these different levels of interests: 7 percent say that they are very interested, followed by 20.8 percent who are interested and 41 percent, the largest group are not interested.

Albanian youngsters split in their interest levels on the political developments in their country

Young people in Albania are quite split when it comes to their interest on the political affairs in the country. The findings from the focus groups are similar to those from 2011 on this issue. Data from 2014 shows that 40 percent are interested or very interested in the political developments inside. They often say that political debates on TV capture their attention. Some young people are also interested because their parents are currently part of the public administration and their jobs depend on the political outlook of the country.

“I am interested in politics. I follow everything. I don't do this for entertainment but to be informed. It is part of the consciousness of an individual to be informed on what is happening.” (Tirana, Urban)

“In this current moment that we are talking about it I am interested. This is because of my family since my parents are in the public jobs and here there is still the chance that when power changes hands public employees also have to change and which is going on for many years.” (Tirana, Urban)

“Politics in Albania is a part of society, unseparated from it. In our country all reforms are done through politics. Power people do the reforms. I follow especially what happens about healthcare, I am studying to be a nurse, I like this part, But I also follow issues such as education, economic issues and taxation. I follow different political shows on TV, I like them.”

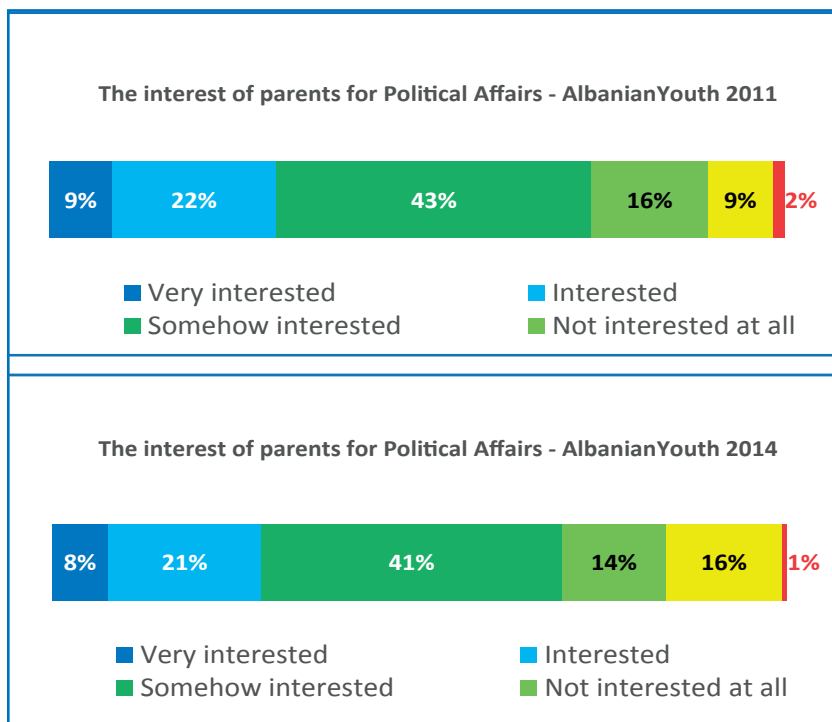
(Tirana, Rural)

When it comes to political developments abroad Albanian young people continue to be quite indifferent. Regarding political developments in the Balkans, only 13.8 percent of those asked said that they are interested, 36.3 slightly interested and 47.7 percent not interested at all. In Tirana there is the smallest interested group at 9 percent and the largest uninterested group at 48.5 percent.

Young people in other urban areas as well as in rural areas show many differences in this respect with a larger share of young people in the indifferent group but also in the very interested group.

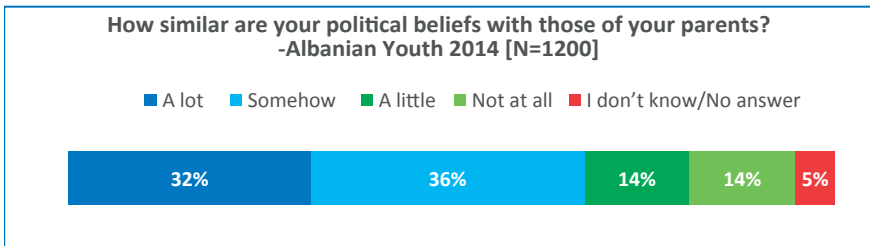
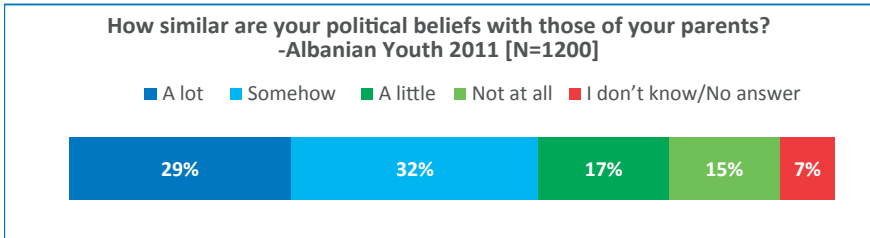
Simultaneously about 15.9 percent of young people said that they were interested in the international political affairs while 36.9 percent were just slightly interested. The share of those indifferent to international developments was at 36 percent. Even though there is a slight decrease in the levels of those that are not at all interested in comparison to 2011, from 42.7 to 36 percent, still the level of indifference and apathy as far as following political developments in the world is quite large. This is very significant when one considers the globalization of the impact of these developments and of certain key events. The tendency seems to be unchanged even in various age groups and different education levels. About 40 percent of young people of university and post-graduate level also show very little interest to follow developments in international politics.

F1. How much informed/interested are your parents regarding politics?



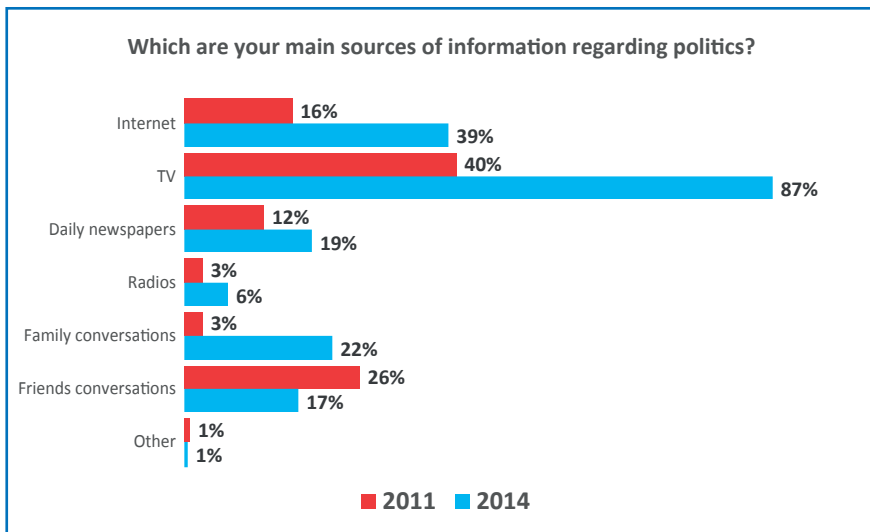
Asked whether their political affiliations and beliefs do correspond to those of their parents, 31.7 percent of the young people say that they have a very strong correlation. Moreover 35.7 percent answered that their affiliations match those of their parents to a certain extent. Both groups constitute the largest share of young people in the poll with a total of 67.4 percent. On the other side 13.7 percent of the young people said their political affiliation matches very little with their families while another 13.8 percent said it does not match at all. All these data despite having slight changes from 2011 (respectively 29.1 %; 32.3 %; 61.4 %) correspond to the general tendency of a unification of the political affiliations of young people with those of their parents and families.

F3. How similar are your political beliefs with those of your parents?



The main source of information for Albanian young people continues to be television. About 87 percent of them mentioned that it was their primary source of information. Comparison with the data from 2011 reveals that while back then the second main source of information were conversations with friends at 57.1 percent, this year the second source seems to be Internet with 39 percent choosing it as the second source. This then equals it to the conversations with family members, friends and acquaintances. In the meantime only 19 percent said that they get their news from daily newspapers. Different mediums of information create different dependencies among Albanian young people: youth in Tirana are less addicted to television than those in other urban and rural areas. Another interesting finding is that youth outside Tirana in urban areas use Internet more as a source of information than their peers in the capital: the compared percentages are 47 and 40 percent.

F7. Which are your main sources of information regarding politics?



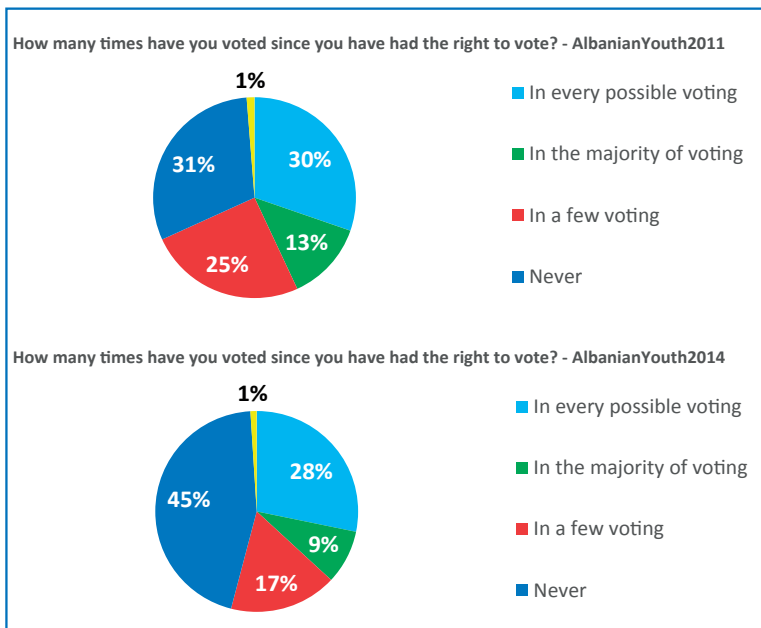
The data of the poll shows a link between economic status and information sources used by youth. With the increase in the well-being the use of Internet as an information source increases substantially. From the group of youth that belongs to the lower economic status only 19 percent use Internet for this purpose while it is used likewise by 50 percent of young people from richer backgrounds. Moreover the percentage of the young people who read the newspapers increases with the increase in the level of education: while only 14 percent of the youth with elementary education reads dailies this reaches 19 percent of those with high-school education and 25 percent of those with a university degree. 48 percent of the young people at university education level use Internet as a source of information.

3.2.2 Political Behavior

Data collected from the poll reveals that Albanian young people are active in the electoral process. From the entire sample only the young people above 18 years old were asked since that is the legal voting age in Albania. These are the young people that have had a chance to vote also in the general elections of the year 2013.

From the young people asked (age 19-27 years old) 28.3 percent of them said that they have voted in each electoral process held, 8.7 percent have voted almost in every election, 17.2 percent have voted in few of them and 44 percent said that they have never voted.

F4. *If you remember, how many times have you voted since you have had the right to vote?*



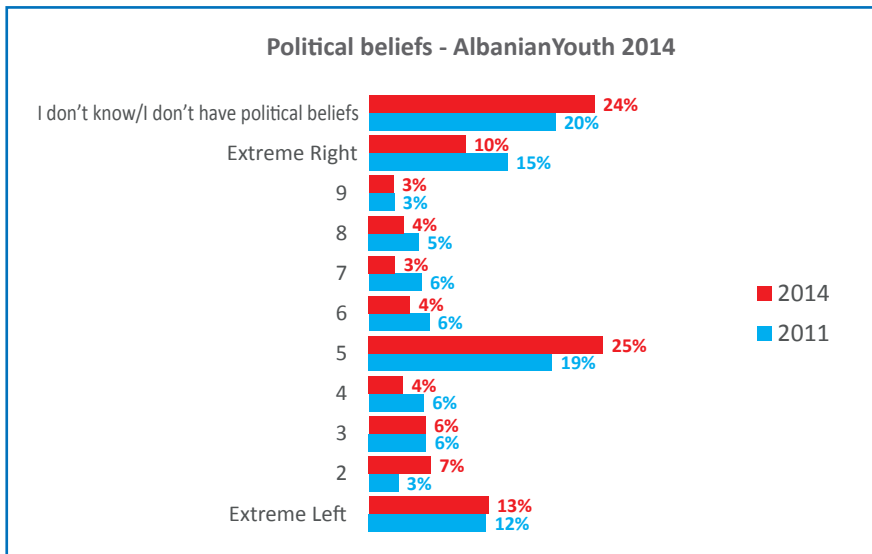
We can notice that in this age group the young people in the rural areas are more active with their participation in electoral processes since 43.5 percent of them said that they have voted in each election that was held in the country and only 5.6 percent said that they never voted. On

the other side the poll revealed that youth in other urban areas (except Tirana) is much less active with 39,5 percent of them that say that they have participated in every election held and about 10.7 percent saying that they have never voted.

Despite this the statistical change with the youth in Tirana is quite small where for the same questions the young people in the capital have answered respectively with 41.5 and 8.9 percent.

In order to assess their political affiliation and preferences they were asked to place themselves in a spectrum of 1-10 where 1 represented the extreme left and 10 the extreme right. Results show that 26 percent of the young people placed themselves on the side of the Left (1-4) and 28.9 percent placed themselves in the Center (5-6) while 19.9 percent to the Right (7-10). An additional 23.6 percent of all young people said that they don't know or don't have any political affiliation or leaning.

F8. In general, your political beliefs are: Please you the evaluation scale from 1-10, in which 1 means "Extreme left" and 10 means "Extreme Right"



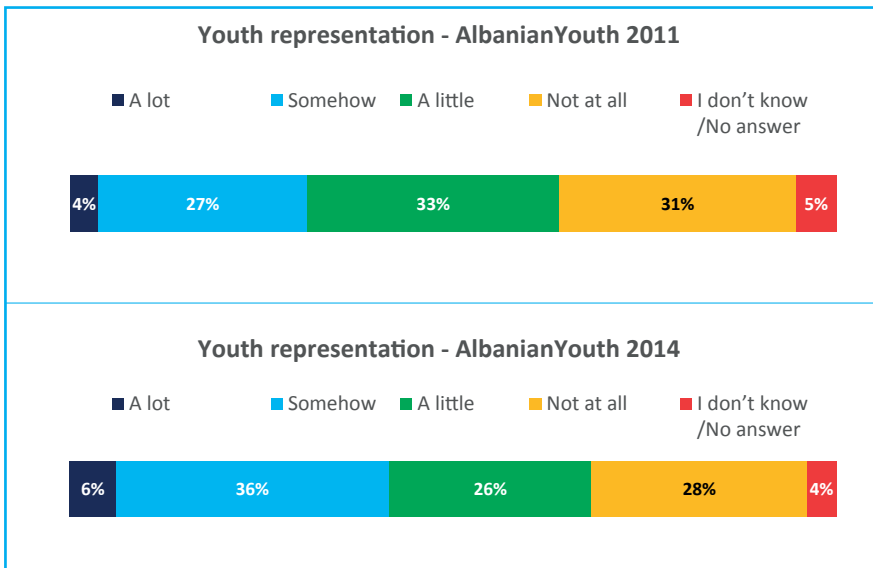
Gender also seems to be a factor making a difference in the political affiliations of young people where females orient themselves mostly

to the left of the spectrum (26.7 percent) rather than to the right (19.8 percent). Whereas males present a different picture with more of them belonging to the right of the political spectrum: 22.7 percent versus 20.9 percent on the left. In addition males and females in equal shares at 23.6 percent constitute the group of youth that say that they don't know or don't have a political affiliation at all.

When young people's living location is examined we can notice that their political affiliations differ from the national averages. In this respect young people from rural areas are more inclined towards right wing political leaning while young people in urban Tirana place themselves as mostly to the left of the political spectrum and more so than the national average.

When asked about the representation of youth in politics, about 35.7 of the young people asked say that they are somehow represented while 54.5 percent believe that young people are represented either very little or not at all.

F10. How much represented do you feel from youngsters in politics?



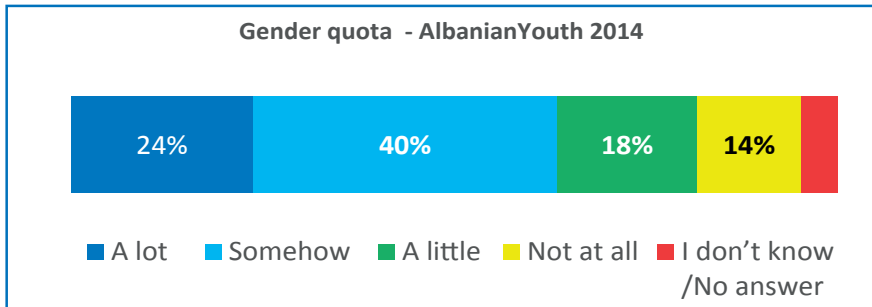
The engagement of young people in politics continues to be quite low. Only a small number of the discussion participants say that they have been involved in political activities. Some young people during their conversations in the focus groups admitted that they had been part of some activities organized by political parties in Albania. They consider these kind of engagements (mainly during the electoral campaigns) as good opportunities to be employed later on.

“[Would you like to be engaged in political activities?] –Given that we could find a job like that it is possible yes.” (Tiranë, Urban)

“I have some friends who are obsessed about politics. I don’t change the way I behave to them but I think they have to depart from such an addiction that they have. However this has not influenced our relationship.” (Tiranë, Urban)

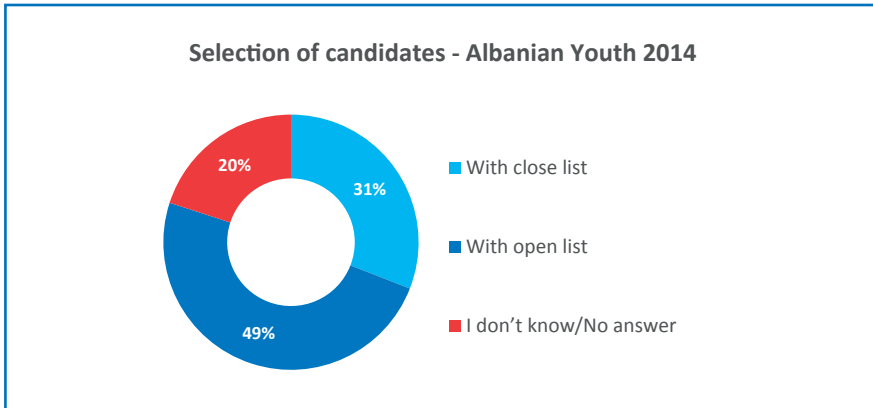
Asked about the positive impact that gender quotas can exert in politics and internal democracy only 23.8 percent of the youth at the national level considers that this is the case and 31.7 percent of them contradict it saying that these quotas have minimal or not even any effect at all. This level of skepticism and distrust is even more pronounced in the various answers given by males and females: only 16.2 percent of young males believe that gender quotas can bring along positive change in comparison to 31.8 percent of females.

F11. Do you think that the gender quota (participation of more women in politics) increases the quality of politics?



Young people would like to see the political process that goes on in Albania to encourage competitiveness through meritocracy and transparency. About 49.1 percent of them would like to choose their elected MPs through open lists of electoral candidates which shows their desire for open competition within the political system and greater quality in the democratic representation.

F6. *Would you like that the parties choose the deputies with a close list like it is now, or that you could choose them with an open list?*



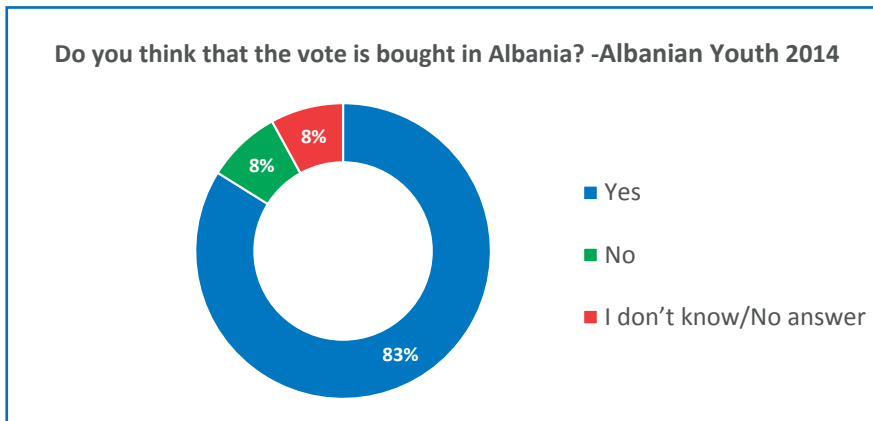
3.2.3 *Trust in democracy and in public institutions*

Young people were also asked about their perception and trust over how much their vote has influenced in the way central and local government institutions have been governed. Data from the poll shows that most of the young people do not believe that their vote exerts much influence in the way institutions carry on their work. Only 10.7 percent of them believe that their vote largely influences the way institutions are governed and another 29.8 percent believe that their vote influences only to some extent. A large number of young people at around 25.5 percent believe that their vote has very little influence and 29 percent believe it is not important and influential at all.

Even though the perception of the influence of one's vote over local institutions is stronger than that on central institutions, once again the numbers in general are low. Only 17.8 percent of the young people believe that their vote has influence upon local institutions. The other part is split among 33 percent who believe their vote matters at some extent, 21.3 percent who believe it matters only very little and 22.8 percent who say it does not make any difference.

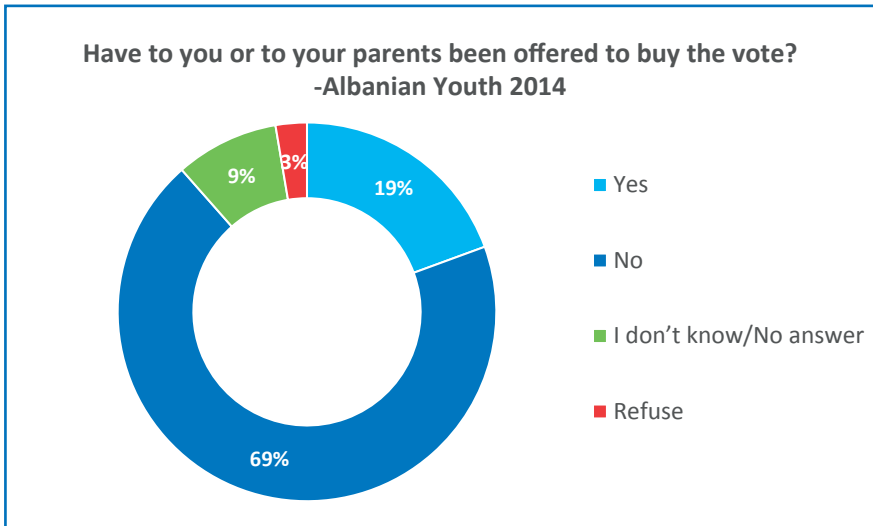
The phenomenon of vote buying is the one that has most damaged the essence of the democratic functioning of the country and has eroded the trust in the mechanism of the vote as a way to seek change. Around 83 percent of the young people asked say that votes can be bought and are bought in Albania. In this finding there are no changes among youth driven by their geographic location, education level or their economic status. In every category more than 80 percent of them admit the same. This persistent perception about the vote trade and vote buying is an indicator that for most young people this phenomenon is transforming into a regularity of the electoral process rather than an ad-hoc irregular occurrence.

F.9 Do you think that the vote is bought in Albania?



However this perception regarding vote buying seems to be at the level of perception/ impression created by events reported in the media and various conversations, since when they are asked in concrete terms whether they have experienced the phenomenon themselves the majority of 69.1 percent (at the national level) respond that neither they nor their family members have faced a situation in which someone has offered them money in exchange for their vote.

F9.B During the elections you have participated, have to you or to your parents been offered to buy the vote?



Albanian youngsters have very little trust in the public institutions of their country

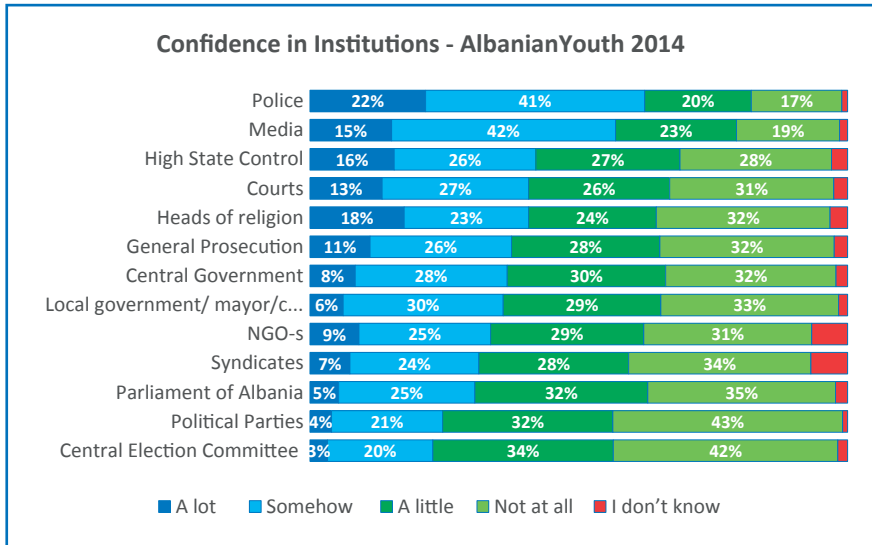
As far as political parties are concerned, only 4 percent of the young people have trust in them while 75.1 percent either trust them very little or does not trust them at all. This is a concerning indicator that results partially also from the heritage of Albanian political parties, their role in the transition period and their level of internal democracy and quality of representation which is reflected upon the institution building and the level of convincing reforms that winning parties undertake.

The Albanian parliament is also not among the institutions that enjoys much public trust among youth, with 68.7 percent of them saying that they trust this institution of such crucial importance to the system of liberal democracy, very little or not at all. This level of mistrust is naturally a result also of the distrust over political parties which generate the majority of the

representatives in the parliament through their candidates. Despite the fact that the Central Elections Committee (CEC) is not of direct importance to young people, this entity is also the target of high levels of distrust that characterizes young people. Around 62.6 percent of them trust the CEC very little or not at all. For other institutions the same situation of youth displaying high levels of distrust and generally low levels of full trust is in place. For local government levels of distrust reach 63.4 percent, General Attorney’s office at 61.5 percent and with much less distrust is ranked the State police with only 31.7 percent. Among institutions for which young people express somehow a higher level of trust we can find the State police as well as the High State Audit with 16 percent, religious leaders with 18 percent and media with 15.4 percent.

Labor unions and nongovernmental organizations also are targets of skepticism among youth with levels of trust at respectively 8 and 9 percent.

F13. In general, how much do you believe to the following institutions?



Just as in 2011 youth from both urban and rural areas have very low levels of trust in their public institutions. Most of the participants in the qualitative discussions say that their most trusted institution is the police while the courts (justice system) and the Central Elections Committee are the two institutions least trusted by this social group. According to the data in the field poll 3 in 5 young people asked said that they mostly or partially trust the Police.

“I don’t have much trust in any of the institutions, not to say that I don’t trust them at all.”

(Tiranë, Urban)

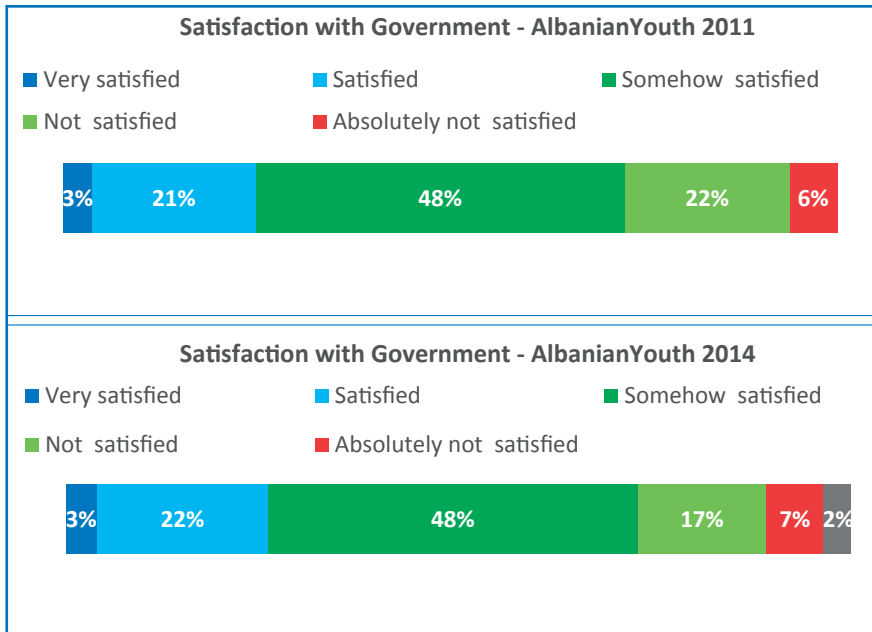
“There seems to be an increase in the trust at police. You cannot drive now without putting your safety belt on, you can’t drive your motorcycle without the safety helmet and nobody disrespects the traffic lights.” (Tiranë, Urban)

“I trust the police, I don’t trust the courts.”

(Tiranë, Rural)

Albanian young people are split in their evaluation over the state of democracy in their country. From the poll data the result is that only 3.3 percent of them are very satisfied with the overall state of democracy while 22.4 percent are simply satisfied. On the other side, 16.8 percent of them are not satisfied with the functioning of democracy in Albania in addition to 7.4 percent which are entirely dissatisfied at the extreme level. Adding up, we can observe that just like in 2011, the largest part of youth in Albania, about 48.2 percent, expresses a cautious and modest evaluation of the state of democracy, expressing their moderate satisfaction or slight dissatisfaction with it.

F14. In general, how much satisfied are you with the level of democracy in the country?



4. Conclusions

From the data in this study we can notice that young people continue to see the lack of rule of law , street crime and trafficking as the main concerns towards their safety and which affects them independent of the their socio-economic level, education or the geographical location. On the other side threats such as international terrorism and loss of identity of their peers in the countries where they have emigrated are concerns of a secondary nature.

We can highlight the fact the once again the main challenges that youth identifies as concerns are those that they face daily such as poverty, unemployment , job insecurity and environmental pollution. The solution or improvement of the situation in these fronts from the government and democratic institutions is seen as a path to a better quality of life and safer perspective of future for young people. Despite expressing cautious optimism about the economic development of Albania in the next ten years they still feel quite some uncertainty about their future. This is also reflected in the low levels of trust that they have towards public institutions.

As long as young people see in governance the solution towards issues such as fight against poverty, unemployment and the establishment of a safe environment for development every perception that they have on the quality of governance shall be shaped by these factors. On the other side their evaluation over the state of democracy is connected to the participation of young people in politics, their electoral behavior, the impact that the political debates have as well as the daily confrontation with what media transmits on the functioning of democracy to them.

5. Recommendations

- Awareness campaigns targeted at youth should make use of Internet as a medium in order to effectively transmit the message to young people.
- There should be a continuous improvement in the structures of law enforcement and those fighting street crime and trafficking in order to increase safety in social environments where youth exercises their daily activities such as schools, neighborhoods, sports places and other entertainment venues.
- Relevant institutions should consider the increase in the concern levels for environmental pollution and its impact among youth in rural areas and take the necessary concrete measures to address the issue.
- Information and awareness campaigns about the threats that arise from climate change as well as the spread of HIV/AIDS should focus on those groups among youth that are more vulnerable to the phenomena.
- Activities such as open days in certain institutions for young people, or periodic meetings of the relevant institution heads with young people would be of much help in this direction.
- The education system as well as other public actors should undertake more initiatives to kindle the interest of young people in political developments in the country but also in the region and worldwide.



CHAPTER VII

Young people & European Integration

Prepared by: **Alba Çela**

1. Introduction

In June of 2014, after several attempts and difficult efforts which came as a result of the aggravated political climate in the country, Albania was finally granted the official candidate status by the European Union which on its turn recognized the calm and proper conduct of the general elections of June 2013. The next step in the process of integration is even more important: the official launch of negotiations. Albania has undertaken some major reforms which correspond to the priorities set by the changes required by the EU Commission however there is still a long and hard way until it is given a set date for the opening of the accession negotiations.

The accession of Croatia as a member state of the European Union in 2013 was good news for the region. It took Croatia almost 7 years of negotiations to accomplish this. However since the first youth poll in 2011 the economic and financial crisis in some of the EU member states and particularly the reaction that it has provoked have heavily influenced the EU stance towards enlargement. After the elections for the European Parliament in 2014, there is no longer a Directory of Enlargement but a newly named Directory for Neighborhood Policy and Accession negotiations. However symbolic this name change appears it does signal a fall in the pace with which the Union seeks to expand. Parallel to this development, the relative role of certain member states, namely Germany is becoming stronger vis a vis Brussels. With the initiative of Chancellor Merkel gathered all Western Balkans states into a new framework of regional cooperation in the function of eventual integration. This process started with the Berlin Summit in August of 2014 and continued a year later in Vienna. The European dream is still very popular in the eyes of the Albanian public opinion. This said, the frequent changes in the process as well as reflecting on the serious crisis in neighboring Greece is starting to sow some skepticism seeds. The process of keeping youth informed and engaged in the European project, a process which has started and has been strengthened in the last years will have a fundamental role in feeding the public support in the years to come. It will also have a positive impact to transform the support into concrete energy that moves the process faster forward.

2. Main findings

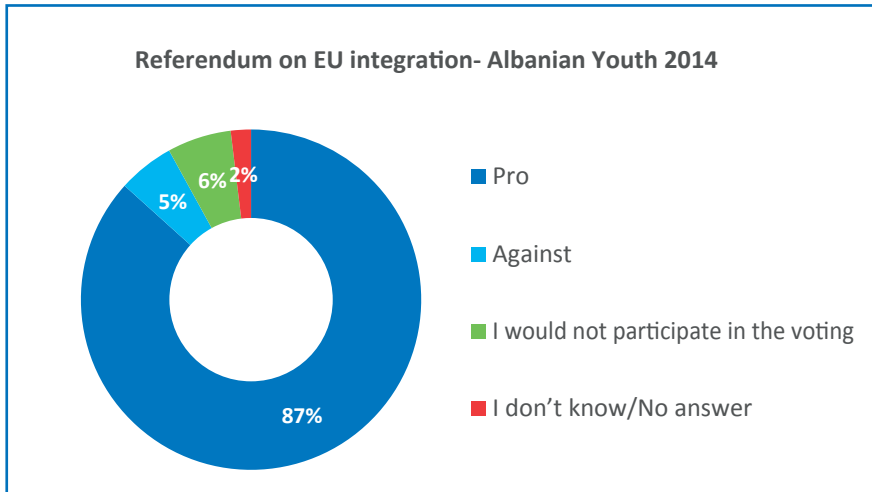
- 87 percent of young people in Albania would vote in favor of accession in case of a referendum upon Albania joining the EU. Only 5 percent of the youth vote would be against.
- Asked upon the impact that EU membership would have upon Albania, most of the youth, 62 percent think that integration would bring both political and economic development for Albania.
- The expectations of young people in relation to the timing of Albania's accession are as follows: 35 percent think that this will happen in the next five years; 35 percent that it will happen in the next ten years and 16 percent believe that it will require longer than 10 years into the future. For 6 percent of the youth accession will need at least 20 more years.
- 36 percent of young people associate integration with the visa-free travel regime as well as the free movement of people in the common European space. 28 percent associate integration with the capability of staying and working freely in the EU member states. A remaining 6 percent associate integration with the free movement of goods.
- This year 46 percent of the young people asked reveal that they are satisfied or very satisfied with the engagement of the Albanian government to further the process of integration. This signals an increase in comparison to the last time four years ago where the number was only 33 percent. The number of young people who believe that the work that is being done is inadequate has fallen.

3. Findings and analysis

3.1 EU Integration

Albanian youth is clearly very pro-European and strongly supports the process of European integration for their country. 87 percent of the Albanian young people would vote in favor of Albania joining the EU in a referendum. Only 5 percent would vote against and another 6 percent would not participate in the vote. The numbers that we get from the answers of young people are even higher than those reported from other polls which test the general population support for the process of integration. Hence in the national poll study of the Albanian Institute for International Studies (AIIS) for the year 2014, 77 percent of the population would vote pro accession to the EU.

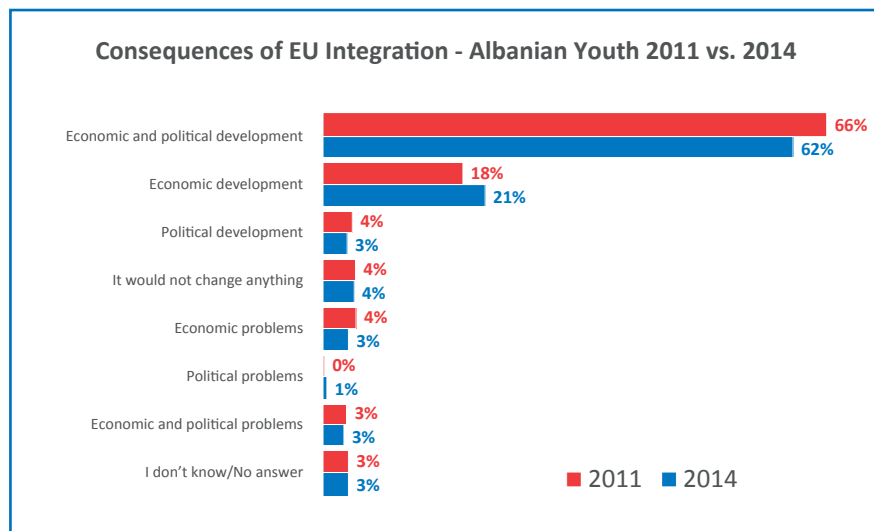
H1. Do you think that Albania should enter EU and how would you vote in a possible referendum?



3.2 EU Integration effects

Asked about the impact that European integration would have on Albania, the majority of youth, 62 percent, believe that integration would bring a development on both the political and economic front. 22 percent place most of the highlight on the economic development while only 4 percent think that it would not bring any development. Answers on negative impact potential, hence that integration might present economic or political problems, make up very small numbers no more than 3 or 4 percent.

H2. What effects would bring the integration in the EU?



Reasons for skepticism

“It does not happen always that accession brings development. We have the case of Greece which has entered into very serious overwhelming debt to Germany and that is also a member of the EU.” These are the comments made by a young person from rural Tirana which points to one of the key reasons why integration might have lost some of the persuasion power for some citizens.

The economic crisis in Greece has had a lot of influence in Albania and its impact on public opinion is natural. Some young people do not hesitate to bring up even alternative models of development such as Turkey whose economic growth has prompted it into attention in the global arena.

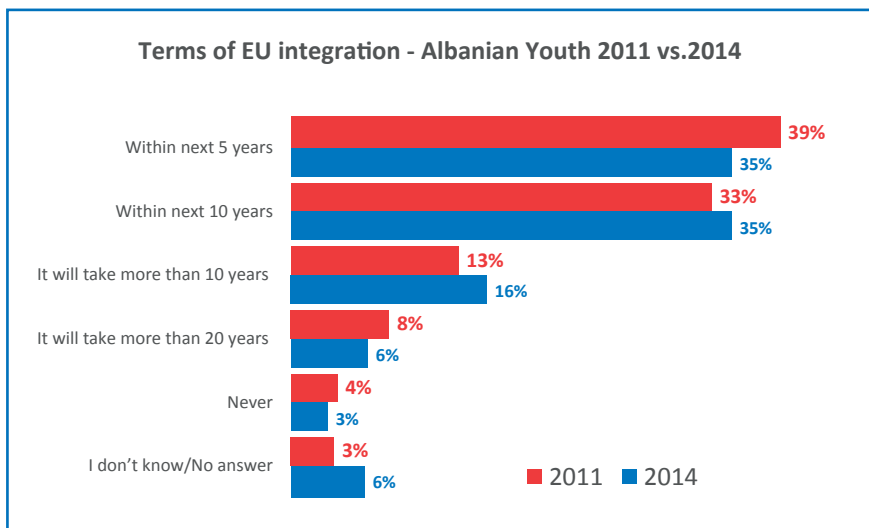
However, the majority of skeptical young people are made so by the conditions of Albania and its own lack of being prepared. They say that: ***“first and foremost in order for us to enter the EU we must be even more developed as a state”*** as well as ***“For as long as Albania is not ready and it does not fulfill the conditions then how can Europe accept us?”***

3.3 Time of EU Integration

Asked about their expectation regarding what time would Albania be able to join the ranks of the other EU member states, Albanian youth split into three main groups in their answer. The first group of 35 percent signaling naïve optimism says that this development will happen in the next five years. Given that Albania is yet to start the official process of negotiations this youth expectation shows significant lack of information and understanding of the process and lack of knowledge over the conditions that need to be fulfilled by the applicant country. This group has experienced only a slight decrease of 4 points in these four years (in comparison to the poll carried out in 2011) This is evidence to the fact that lack of information for youth remains a problem that needs to be better addressed.

Another group of similar size, 35 percent, believe that accession shall happen in the next ten years followed by a smaller group of 16 percent that believe that the completion of the integration process shall require even more time than the next ten years. For 6 percent of the asked young people accession will require at least 20 more years while the share of those who think that Albania will never be able to join the EU is negligible (3 percent).

H3. When do you think Albania will join EU?



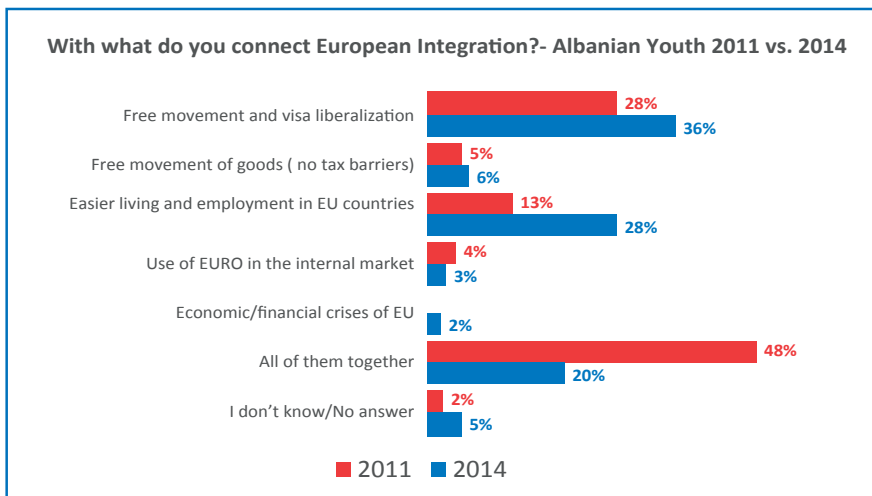
3.4 What does it mean EU integration?

The low level of information and of understanding of the European integration process which then leads to wrong expectations about the timing of accession is a reality at the national level and it is exposed by several surveys. The national survey realized by AIIS in 2014 shows that about 9 percent of the population expect that process of integration to be complete in about 1-2 years hence within the end of 2015. At the same time, the majority of the Albanians asked expect the accession to happen within the year 2020. The declaration of the Head of the EU Commission

Juncker stating that enlargement shall be frozen for the next five years (hence at least till 2019) seems not to have been reflected in the public opinion in Albania.

In our survey the young people have also been asked with what they associate first and foremost the European integration of their country, especially considering some major elements that are usually vested to the process of integration. 36 of them have answered that integration is associated for them with visa liberalization and free movement of people in the European space. 28 percent of them associate integration with the possibility of staying and being employed freely in the EU member states. A small group of 6 percent mention the association of integration with the free movement of goods. Comparing to the year 2011, there is a substantial increase from 13 to 28 percent of the youth that associates integration with staying and being employed in the European Union.

H4. With what do you connect European Integration?



One in five young people associates integration with all the elements mentioned, including the financial and economic crisis which in itself does not get any substantial weight in the answers. Also negligible numbers of young people connect integration with the use of euro as currency.

A rainbow of expectations

An interesting dynamics comes out of the expectations of young people when they are asked about more details in relation to the process of integration and the accession per se. Young people in rural areas can talk about various subjects from more general items such as infrastructure and the fight against corruption to concrete tangible things that are part of their daily reality such as the funds for the development of agriculture.

A young person from one of the Tirana villages says that integration will have the advantage of bringing ***“subventions for agriculture. This means that it will be an advantage because there will be more accountability checks while for now the politics [of subventions] has been really bad... This will favor the major part, the part that lives in the villages that are self-employed.”***

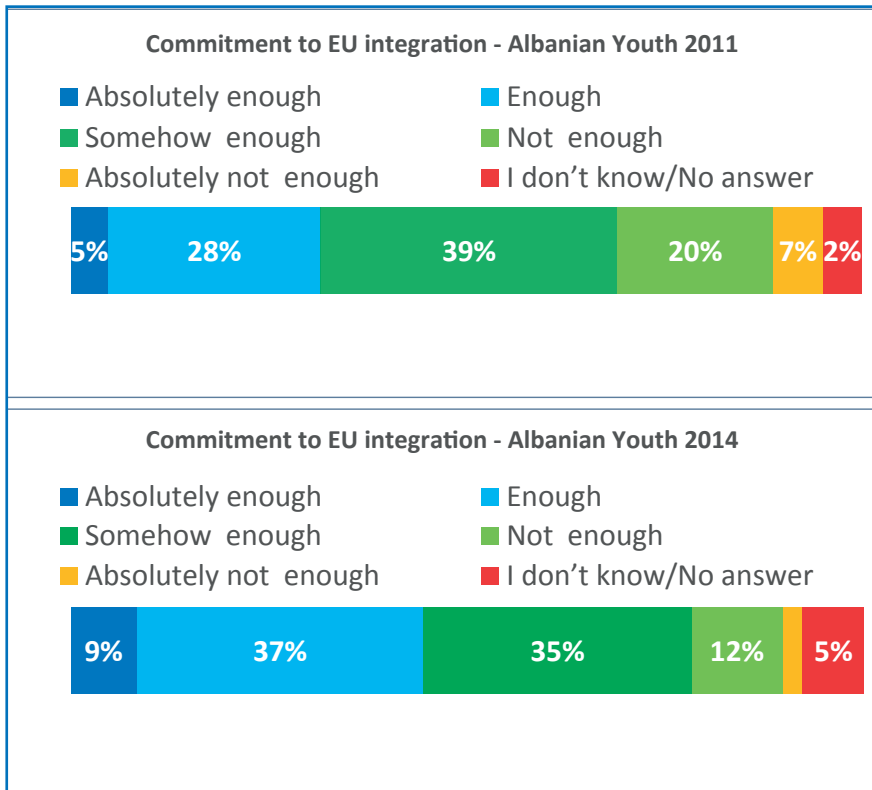
Young people in urban areas associate integration with free movement and unlimited stay in the member states as well as with the increase in the numbers of foreign investors coming to Albania.

Some interesting comments come from those that view integration as the closure the final change that completes the transition from the past. Hence a young person from rural areas confesses that ***“I am in favor of integration because it would help our society in every aspect, from medicine to infrastructure, in every field Albania would be a better and more developed place in comparison to what it is now because dictatorship has left many negative effects here.”***

3.5 The engagement of the Albanian government

Asked about the engagement of the Albanian government to further the process of integration, young people are still split in their assessment. However, since 2011 we can notice a string tendency to move towards positive evaluations. This year a full group of 46 percent is either satisfied or very satisfied with the executive’s efforts in comparison to only 33 percent that said the same 4 years ago. The number of those that believe that the engagement is not adequate has fallen from 20 percent (2011) to 12 percent.

H5. In general, how would you evaluate the attempts of the Albanian government to integrate in EU?



4. Conclusions

From the qualitative study monitoring the knowledge of Albanian young people in 2014 one thing to be noticed is that they are informed on the concrete progress of Albania mentioning frequently the fact that it is now an official candidate country. Parallel to this there are some strong positive tendencies in evaluating the engagement of the government to go forward with European integration. This optimism coupled with the traditional popular support of Albanians (reconfirmed even this year) to become an EU member state strengthen the image of Albania as an obviously pro-European country.

It is still to be seen whether this positive energy can be transformed through the concrete inclusion into real support for those decisive yet often difficult reforms that precede integration. The misconceptions about the process itself and about its timing are recurrent and continue to shape the opinion of young people. This creates the space and the necessity to provide the right information in order to avoid wrong and unrealistic expectations.

5. Recommendations

- There should be more frequent and consistent initiatives for the inclusion and active participation of youth in the process of EU integration. These initiatives should be transformed into concrete long time projects in order to sustain their positive support for accession, to provide accurate information and feed realistic expectations from EU membership.
- It is a priority to transmit the right message when it comes to the correct assessment of the timeline and time duration of different steps that make up the process of integration. This should be taken into account not only by national and European decision-making institutions but also from other actors such as media in order to avoid misconceptions about the process.
- Young people should be oriented and supported to transform their positive support for integration into a constructive civic pressure in order to seek the completeness and continuation of the necessary reforms as well as their transparent conduct for their benefit and for the benefit of the entire society.



CHAPTER VIII

Youth
voice

Prepared by: IDRA Research & Consulting

Introduction

The main purpose of the youth study is to understand the standings, the perceptions, the wishes, the aspirations and the expectations of the youngsters in the country. This study also aims to identify the differences between youngsters of urban and rural areas, with different political beliefs.

In this qualitative study, there will be identified the results of four different focus groups with regard to the below mentioned issues:

- a) Free time and lifestyle
- b) Family and social connections
- c) Religion and belonging
- d) Concerns and aspirations
- e) Education and employment
- f) Governance and development
- g) Politics
- h) European Union

The four focus groups were composed each of 8 youngsters from 16-27 years old, gender balanced (equal number of males and females), with different social status (employed, unemployed, students etc.). Among those, two focus groups took place in urban areas and two in rural areas and the political beliefs were diverse.

The focus groups aim:

- a) To understand the perceptions of Albanian youngsters
- b) To identify the aspirations of Albanian youngsters
- c) To pick out the expectations of Albanian youngsters
- d) To figure out the standings of Albanian youngsters
(what do they stand for)

Prior to the qualitative study, there was conducted a quantitative study with 1200 youngsters all over the country, from 16-27 years old, randomly selected. This report aims to analyze more deeply the results of the quantitative study, in order to compare and further evaluate the standings, perceptions and attitudes of youngsters.

The results of the qualitative study are only indicative, since they are based on conclusion drawn from the opinions of 32 youngsters. As a consequence, the main focus is to compare these results with those from the quantitative study.

1. Free time and lifestyle

1.1 A coffee with friends- the best way to pass the free time according to Albanian youngsters

The results of the 2014 survey, according to the which 68% of the interviewees declare that during their free time they hang out with friends, is confirmed also by the discussions in the focus groups. As well as in the 2011 study, coffees with friends, social media, or sports (mainly for males) still remains the most ordinary options to pass the free time for the Albanian youngsters.

However, it seems that the employed youngsters do not have sufficient time to deal with these kinds of activities. On the other hand, the distance from the urban areas is ranked as the main obstacle for youngsters of rural areas to frequent this type of entertainment environment.

“We, the ones that are working, do not have so much free time; however during the weekend I may have a coffee, play soccer... and that’s enough. This is the usual itinerary” (Tirana, Urban)

“Personally I work 6 hours per day and I start my work a bit late. The first thing I do since I wake up is having a coffee, and then I start planning meetings, so that I can finish some works” (Tirana, Urban)

“Personally I don’t have much free time, because even during the so called “free time” I engage myself with different works. I work 8 hours, then I do the house-works, and lastly I like reading or watching TV. These political shows, although I would prefer not to get involved, they attract us..” (Tirana, Urban)

“Partially, I read books...the time is not enough, the distance is far away... you can imagine, to come here it takes 30 min walking, and the remaining time I study, I perform personal activities and I read different information in internet” (Tirana, Rural)

“I always spend my free time with sportive activities. I am passionate about football and I spend my time playing soccer, while in the evening, when I have time, based on my possibilities, I read a book “ (Tirana, Rural)

1.2 Cinema and sportive activities, among the most favorites for Albanian youngsters

Cinema is more frequented by youngsters than theater, mainly because it is considered a more attractive activity. The lack of coordination of agendas with their friends is one of the key reasons why youngsters frequent just a little these options. As well as in the study of 2011, also this year, the sportive activities (swimming, gym, horsing, cycling etc.), despite they are preferred by the majority of youngsters in urban areas, they are considered unaffordable financially, especially for students with no fix monthly incomes.

Generally, youngsters declare that green areas and sportive environments are missing in the communities where they live. The lack of libraries, or the not functioning of those which already exist, are considered an obstacle for those youngsters who want to read during their free time.

“I frequent cinema twice per year, because the technology of nowadays allows me to watch films just through having a laptop and internet” (Tirana, Rural)

“I personally would prefer a lot to go in cinema or theater, but many times I can’t because it does not fit my working hours, or my friends, can’t at the same time that I can...It’s not that we don’t have the desire to go.” (Tirana, Urban)

“The library is inadequate here in Albania. I am personally a student. I want and I have gone to all the libraries available, but the the environment is inconvenient and books’ range is limited. There are no books.” (Tirana, Urban)

“It is hard to find information about theater shows. You have to go physically in their sportels to ask for information; while the cinema’s website and their pages in social media make more easy to be informed about the films one can watch”. (Tirana, Rural)

“Here in Albania, besides what was already said, there are no sports activities organized by the local government, or even by the people themselves.” (Tirana, Urban)

“Activities in free zones depend also a lot on the economic opportunities and the time, since the ones that are working or attending school don’t have much free time”. (Tirana, Urban)

1.3 Access to Internet, very important for young people in Albania

Albanian youth, as in 2011, continuous to have wide access in Internet, either through their mobiles, but also through Internet connections in their homes. Discussions groups reinforce the survey findings, according to which almost 9 in 10 young people in Albania declare to have access in Internet. Access to Internet continues to be seen as an important need for young people in Albania, mainly for communication and information purposes.

For the young students, Internet access is considered a fruitful source of information with regard their school activity. The rest of the time in the Internet, is spend on social networks, entertainment (video, movies, music, games), as well as online communication with relatives or friends (Skype, Messenger, etc.). The survey results also showed that access to social networks and communication with friends are the main reasons for accessing the Internet by young people with respectively 85 and 74% of respondents who admit such a fact.

“I use it more to get information for my study area, as well as for leisure time.” (Tirana, Urban)

“I use Internet to watch movies, to play, to spend time at FB (Facebook). The first justification is: let’s connect internet at home because we need it for our studies, but then ...” (Tirana, Urban)

“But, in addition of using it for Facebook or other social networks, we use it for school purposes too, because we have a lot of projects and we need to find data online.” (Tirana, Rural)

“Obviously we use internet for school issues. For example the professor may send an e-mail and that is why we need it” (Tirana, Rural)

1.4 Access to the Internet, a problem for young people in rural areas

Access to the Internet continues to remain problematic for young people who live in rural / suburban areas. This group says that having access to the Internet in their homes is not always possible. Internet centers, as a result, often remain the only option for these young people.

Access to the Internet continues to remain problematic for young people who live in rural / suburban areas. This group says that having access to the Internet in their homes is not always possible. Internet centers, as a result, often remain the only option for these young people.

“I do not have Internet at home. The first reason why I don’t have internet , honestly, is because I would be very dependent from it.” (Tirana, Rural)

“Be sure that it is not the financial reason why I don’t have internet at home, but that would have distracted me a lot from my lessons, I am sure.” (Tirana, Rural)

2. Family and friends

2.1 Living with parents, the best option for young Albanians

Based on the findings of 2014, the majority of participants in the discussion groups, exactly as in 2011, currently live with their parents. The findings of the discussion groups prove the survey's results, according to which almost 4 in 5 young people interviewed actually live with their parents. Financial reasons, but also other difficulties they have encountered during the time of trying to live alone (cooking, cleaning, etc.) are the main reasons why many young people continue to see life with parents as the best option possible.

"I do not know, since I haven't tried it, I can't say much... however, there are moments that I may want to live with my friends, but family is what bring us together. I have noticed it: when my parents are not at home, I tend to come home later, to eat outside..." (Tirana, Rural)

"In Albania, unlike in other countries, it is difficult to live separately from your family, and in addition there are financial difficulties., since it is not easy to find a job." (Tirana, Urban)

"Personally, I would not prefer to live apart from parents, only if I would have found my life partner or I would go to study abroad, and then come back .." (Tirana, Urban)

"Even if one works here in Tirana, the salary is not sufficient to face the living alone. It is better to live with parents and to give part of your salary to the family, so that you fulfill yourself and them. Otherwise you need to find friends with whom to share the costs, otherwise it is not affordable" (Tirana, Urban)

The desire to live independently is observed towards a relatively small number of young people. According to the survey results, only 1 in 5 young people interviewed would like to live alone, if they would have

adequate financial opportunities. This group aims to live apart from their by parents after finishing university. This group considers living separately from their parents as being good for them, because it will enable them to be independently, especially financially.

2.2 Sincerity, loyalty, and mutual respect - important values that matter for young Albanians

Sincerity, loyalty, respect, and common interests, continue to be considered as the main characteristic youngsters in Albania value in their friends. These values are listed as the most important ones also by young people interviewed during the field survey, with 1 in 3 respondents ranking loyalty as most important value. Young people consider these characteristics to be very important in building social relations. At the same time, friends' willingness to offer help in times in need is a characteristic which is also valued very positively by Albanian youth.

“The first one is sincerity. Also loyalty, meaning to be loyal to your friend, not to cheat him after his back. “ (Tirana, Rural)

“Sincerity, loyalty and respect are values that I appreciate more in my friends.” (Tirana, Urban)

“Apart from all those previously mentioned, with the which I agree, I appreciate also courage. Courage about everything, not only for ordinary things, but also about things which provide potential in life.” (Tirana Urban)

“My ideal friend should be loyal, sincere and supportive in good and bad.” (Tirana, Urban)

2.3 Relations with neighbors - important for young people in Albania

Albanian youth relations with neighbors depend on a variety of factors, ranging from the type of dwelling (private house, apartment), as well as the duration of residence in a certain community. As well as in 2011, young people continue not to trust a lot in their neighbors, especially comparing to family or friends. However young people are aware of the importance of having good relations with neighbors, mainly because if being in a situation in need, the neighbors are the first who can provide assistance. The need to create a spirit of coexistence in the communities where we live, is also seen as important by young people.

“I have been living in a small building for the last 12 years and we all know and help each other.” (Tirana, Rural)

“It has been years since I have been living here, and since my neighborhood is a big one, but we have been among the first ones to live here and my parents are used to greet every new family coming in the neighborhood, I may say I know pretty much all of them” (Tirana, Urban)

“In general, when we have problems we go and talk with them [neighbors]. Our relatives are far away, and we may call them, but are the people next to you who should help you, otherwise it is useless.” (Tirana, Rural)

However, a small group of young people (mainly those living in rent houses/apartments), often encounter problems with their neighbors. This group claims to not know their neighbors, and that the problems between them are related mainly with cleaning or maintenance issues of common facilities in the building/community.

“We, who have lived in small towns, have felt more this part of the relationship with the neighbors because of the close relationship we had, while here in Tirana the situation is different. I have many problems with my neighbors, blocking the road etc... many absurd things. In the town where I previously lived, it was not necessary to tell the neighbor: don't block my road, I will pass there.” (Tirana, Rural)

“Very bad is the relationship here in Tirana [with neighbors], discussing ordinary unrelated issues. We discuss about the floor because nothing else relates us. Don’t put your wet clothes in the balcony because you will make my glasses-window dirty! etc. Very bad!” (Tirana, Rural)

2.4 Albanian youth- generally without prejudice about the neighbors

The geographical origin of the neighbors is not a problem for Albanian youngsters in general. In contrast to the results of the 2011 survey, survey results in 2014, as well as discussion groups findings show that more than half of the young people interviewed would feel very good or good, whether by them would move a family from the south (60%) or a family from the north (58%). As in 2011, in general, there is a tolerant approach of Albanian youth to cohabit in a community with representatives of different social groups of the country. Many of them state that it would not constitute any change, even if the neighbors would be foreigner.

“More than a problem, I would name it something strange and I would be driven by knowing him/her [foreign neighbors].” (Tirana, Rural)

“I really don’t mind where my neighbors are from, just that if in need, I would be glad to help them.” (Tirana, Rural)

“I have some Turkish and Italian neighbors and they are very respectful. I have no problem with them living there.” (Tirana, Urban)

“Foreign Neighbors are usually very friendly and approachable, curious and respectful.” (Tirana, Urban)

“I have been living in Tirana for two years. Before, I lived in Greece, and I have had no problems. Very few Greeks are racist, the rest are courteous and respectful. I would not mind if I had a Greek neighbor or from anywhere.” (Tirana, Urban)

“I like a lot a Chinese lady neighbor of mine. Whenever she gets out of the house, she takes a plastic bag in order to teach her kid where to through

the rubbish, while Albanian children throw them everywhere in the the ground.” (Tirana, Urban)

«We are patriots, but not nationalists, as we go to the limit of being racist against our neighbors. “(Tirana, Urban)

“The only problem in this case is the communication. We can’t understand each other [with foreign neighbors]. “(Tirana, Rural)

“No problem, in fact it’s only fun, especially with some neighbors Korca or Vlora. Especially Vlora I like a lot. I have a friend from there who always tells us some very beautiful story/jokes.” (Tirana, Rural)

Problematic remains the relationship of the young Albanians with certain social groups, mainly with representatives of homosexual community. A significant proportion of young people said that for them would be a problem if a gay couple lives near them. According to them, the example that this couple would provide for them and their families would be wrong. Field survey also proves this fact with a little more than half of respondents interviewed (55%), stating that they would feel very bad, or worse if living next to a gay couple. The same approach is observed to some (small group) youngsters regarding the possibility of having a neighbor family from Serbia and Greece. October events in Belgrade (Serbia-Albania match) seems to have had a significant effect on the Albanian youth.

“I’m very nationalist, and whenever I have talked though social networks about Greeks, I have ended up arguing, so” (Tirana, Urban)

“In this case [when neighbors are a gay couple] , it would be a problem for me, because having them as neighbors, means that necessarily you will face them somewhere on the road, and sorry for the expression, but they are very perverse.” (Tirana, Rural)

“If I would have my own family, it would be a problem for me having this neighbors [couple of homosexual].” (Tirana, Rural)

“To me there is no significant impact, but as the previous boy mentioned, this impacts the family, the children. Today children ask for everything and they have really clear answers what to tell to the children .” (Tirana, Rural)

3. Issues of trust and belonging

3.1 Albanian youth: God-believers, but not religion practitioners

Albanian youth relationship with faith, as in 2011, still remains complicated, in terms of trust in God, and religion practice. Despite that belief in God is accepted by a considerable amount of young Albanians, very few of them claim to practice their respective religions.

Religious tolerance of young people in Albania, more than a personal approach, seems to be a result of personal experiences such as when parents belong to different religions. Just a few youngsters claim to have visited / frequently visited places of worship. Meanwhile, most of them claim to do so rarely, or to never have done so. It is also showed that 4 in 5 youngsters interviewed practice their religion only during religious holidays (Christmas, Easter, Bajram, etc.).

“I believe in God but I do not practice religious rites. I like to visit all the religious buildings: churches, mosques. (Tirana, Urban)

“When I am have the opportunity to visit a church or a mosque, I enter.” (Tirana, Urban)

“I believe in God but not in religions.” (Tirana, Urban)

“My family is Muslim, and I know that I believe in God, but I do not know how is he called. Is he called Christ or Allah? I just know he is someone.” (Tirana, Rural)

“Faith in God is important at the moments when we pray for something, to have faith in what we are seeking for. I am not saying to follow the rules such as Ramadan month or any of these, but simply to believe in what we are claiming for.” (Tirana, Rural)

“I’m Muslim, but I visit Lac church. I am not interested to visit any other church or mosque.” (Tirana, Rural)

“I would say that I believe in God, but do not practice any religion. My family is Muslim but I practice no religion” (Tirana, Rural)

3.2 Religion, not a significant factor for relationships with friends

Religion is not seen by the Albanian youth as a factor that has a great impact on relationships with friends. In almost no case is identified any tendency of the participating youngsters to have a conflictual relationship with friends of different religions.

Meanwhile, even with regard to the factors that influence their choice of partner / future wife or husband, religion is not significant for young Albanians. However, a very small group of participants expressed that their parents would prefer that their husband / wife in the future to be from the same religion. Many of the young participants expressed that they celebrate all the religious holidays, irrespective of their religion and family. Youngsters consider this approach as a positive precious value of the Albanian society.

“I would also agree that this [religious harmony] is a good thing and it is nice to believe in something and show it through celebrations that show trust and acceptance of each – other.” (Tirana, Rural)

“The last thing I care about is religion, at least me because there do exist some radical people.” (Tirana, Rural)

“To me religion is not important in a relationship with a friend, but I have felt discriminated because of my Muslim faith. Someone who was orthodox told me once that he hated Muslims. “(Tirana, Urban)

“I have a particular case: my mom and dad are not of the same religion and both respect each other, and we celebrate all the holidays.” (Tirana, Rural)

4. Concerns and aspiration

4.1 Albanian youth, ready to leave Albania

The situation regarding the desire of youngsters to leave the country remains largely unchanged compared to 2011. Thus, in 2014, the majority of youth in the discussion groups say they will leave Albania if they will be given an opportunity. The survey also confirms the findings of discussion groups regarding the desire of young people to emigrate. According to the results, about 9 in 10 interviewed youngsters would like to emigrate if they had the chance.

The reasons given by youngsters are mainly associated with the hope for better study opportunities abroad, and for a better living standard. The lack of a meritocratic system for in the labor market, poverty and unemployment are some of the other reasons listed by the Albanian youngsters. Despite the constant desire to emigrate, a significant number of youngsters participating in discussion groups expressed their willingness to return and invest in Albania their remittances.

“I would like emigrate, perhaps for the master and then come back again, because if I do a master abroad, I think I can find a better job when coming back. “(Tirana, Urban)

“I want to leave because I am bored with the everyday life here. I like to be independent, to live alone and to create more financial income.” (Tirana, Urban)

“I will emigrate for better education opportunities and in a long-term future come back here and do something. In here, with this school system and these circumstances, I feel very inferior. Abroad I would try to know more, I would get another culture and mentality. “(Tirana, Urban)

“In Albania, you go to the court, they ask for a bribe; you go to the hospital, they ask for a bribe; you finish university, there is no job for you unless you have friends or money. Abroad there is no such situation: if you have good results at school, if not today, at least tomorrow you will have a job. “(Tirana, Urban)

“The first reason [why I want to emigrate] is financial, and because I don’t have a secure future here in my country. I am currently studying, but of what I have heard around it is needed to pay for a job place, so it doesn’t depend on your skills, but on your budget” (Tirana, Urban)

“I personally want to emigrate for financial reason and unemployment issues. A week ago I experienced a concrete case, when someone asked me 3000 euros to get a certain job place.” (Tirana, Rural)

“Also, I would like to emigrate. In fact I regret so much for following my master studies in Albania. It would be better to have studied abroad and to integrate in the European culture. Even more, the best is to go to USA.” (Tirana, Rural)

5. Education and Employment

5.1 Personal connections and money- the main factors to guarantee employment in Albania according to Albanian youngsters

Friends, money, as well as having the right (education) profile continue to be seen by young people in the discussion groups as the main factors that help in finding a job in Albania, similar to the findings in 2011. Many of them complain about lack of a proper system of meritocracy in the country, which will enable the employment of the bests in various professions. Participants also complain about the lack of information from the respective institutions about the labor market trends. Labor offices or career consulting offices do not exist, are inefficient, or difficult to be found.

“I think education is very important, primarily for one’s culture and then for finding a job. It is very important be always looking for a job, rather than finding “friends” or money. If you always seek something, you will find it “(Tirana, Urban)

“Most of the employers seek for employees with working experience. What about we that are students, that will graduate soon, we don’t have any working experience, where to get it? “(Tirana, Urban)

“The most important factor to find work in Albania is personal connections/ friends.” (Tirana, Urban)

“Finding a job requires a lot of education professionally and academically, but in Albania these are diluted and always the ones taking the job places are the ones who have friends.” (Tirana, Rural)

“There is a lack of information. Ones needs to have connections. Me personally, I don’t know where to find a job. “(Tirana, Urban)

“Here, ones can not even find easily the labor offices, ones should go from one place to the other. Once you go there to find a job, they say they can’t find anything because we don’t have experience.” (Tirana, Urban)

“I’m talking about the impossibility to be informed. I want to work, even as a volunteer, but don’t know where, I have no place where to get information.” (Tirana, Urban)

5.2 Albanian youth, informed and optimistic about the advantages of vocational education in Albania

Albanian youngsters are relatively well - informed on vocational education in their view country. Many consider vocational education as a very good option, which increases the chances of young people to find work, although many of them say that they have already chosen universities for themselves as an education. At the same time, youngsters think that vocational education has received an impetus in recent years in Albania, which is also confirmed by the increasing number of students who choose such an option for their future. Meanwhile, the survey’s results show that a significant number, 20% of the interviewed youngsters expressed their preference to choose vocational education if they would have to choose.

“I study food technology. Sometimes I go to the Tourism high-school and see that unlike previous years, much more students and much more females are studying there. I used to study there, but I left it due to some family reasons.” (Tirana, Urban)

“ Ones can follow vocational education after finishing the 9th grade through attending a professional high-school and not a general high-school and can become an electricians, a hydraulic, a mechanic etc.” (Tirana, Rural)

“My house is next to Tourism high-school and I have noticed that recently the number of the students has increased.” (Tirana, Urban)

“I have a younger brother and mom says that if doesn’t win the university, he should follow a vocational school, so that at least he can have a profession and feed his family.” (Tirana, Urban)

“It is a very good educational opportunity, because with what we are hearing currently, at least with such a professional you don’t need connections/friends to find a job. For example, if your stove or washing machine breaks down, you don’t have other choice rather than to get an electrician.” (Tirana, Rural)

“In my opinion vocational education is a very good option, for the simple reason that there are students who don’t learn, and through this type of education they can get some skill and become mechanics, plumbers or something else.” (Tirana, Urban)

“Vocational school is a good option for those who have a clear vision of what they want to become in the future. It would be better if its starts since high-school. I have been offered such an education and I didn’t wanted that. I better preferred general education.” (Tirana, Urban)

“Yes, I have thought it [vocational education as an option], but more for my brother than myself since it looks more than a males thing. I can not become a plumber or electrician. For boys who do not have the ability to read, this is a good option.” (Tirana, Urban)

5.3 Albanian youth - generally a negative perception about private universities

The perception of young people about private universities continues to be generally negative, in comparison with the study of 2011. Many youngsters think that these universities do not offer a meritocratic rating system, and substitutes it with money-payments. Furthermore, according to the youngsters, the diplomas issued by these universities at the end of the studies, in most of the cases, are not taken into account by employers, due to poor quality. Private universities are considered by youngsters as institutions that provide poor quality of education, and are often financially unaffordable for them.

“In the private universities ones pays 3,500 euro per year and the professor asks you what grade would you like to get (Tirana, Urban)

“I personally have a cousin who lives in Greece and is graduating is a private university here, and hasn’t come at all. He just comes to give the money for the exams. “(Tirana, Urban)

“Private Universities are scandalous; even the employers do not consider them.” (Tirana, Urban)

“We have heard about all kinds of schemes [that are offered by private universities], about the most scandalous documents etc.” (Tirana, Urban)

“There are only a few private universities that have good teaching quality. They can be 2-3, while the rest doesn’t meet the least expectations .” (Tirana, Urban)

However, a small number of participating youngsters in the discussion groups value positively some private universities in Albania, considering the quality of education as well as their reputation to be very good. Despite this assessment, even these institutions, rarely offer affordable student fees in Albania.

“I personally divide private universities in different groups. There are some that are good, for example “Zonja e Keshillit të Mire”. I would like to study there because they offer higher quality and better study conditions, but I can’t afford it financially. Prices are very high and unaffordable. “(Tirana, Urban)

“I follow my studies in a private University, and I fully believe that rules, the teaching standards, everything is better in this University rather than in a public one” (Tirana, Urban)

“ I am part of public education system, but there are some private universities that offer very good conditions for students, a part of the expensive tuition fee. But the fee is justified. I think it’s worthy going to a private university, ex. the EUT, the UFO. There is labor market for their graduates. Once they get graduated there, they are integrate into a workplace. It seems like job places are open to them. “(Tirana, Rural)

“You may have spent a lot of money for graduating in a private university, but it seems that in the future will have a job and you will compensate what you spent. With a public university degree one may also find a job, but I think that with a private university it is easier. “(Tirana, Rural)

“I am taking two examples: Kristal University diplomas that are not recognized, it is nonsense to go in that University, and UET , which I have heard that is a very good university. I think that when one gets graduated from UET, he/she has a more secure future. Reputation is one of the main factors. Get a diploma from Kristal University, it has no values, it is worthless to have spent your money there.

6. Governance and Development

6.1 Policy, Employment and Justice, the country's main challenges by young people in Albania

Politics, employment, justice, and security are the main problems in the country according to the youngsters in the discussion groups. Many young people see politics as the cause of the problems they face in everyday life. Young Albanians also express enough reserves for the justice system, which is regarded as corrupted and incompetent.

“Politics is doing nothing. We expect improvements, but nothing changes.” (Tirana, Urban)

“We have also other problems such as violence and crimes, which recently have increased a lot.” (Tirana, Urban)

“Justice, so if you have any problem with justice, although I have never had any case, but I think that there could be no solution, unless any deviance.” (Tirana, Urban)

Corruption is also seen by the young participants in the discussion groups as one of the main problems the country is facing. Especially the corruption in the education system, is considered as very harmful for the quality of education, and for impeding the establishment of a merit-based system for students.

“Normally it [corruption] decreases the quality of education too, because if we don't have the capacity to take an exam, and you buy it, means you are not capable for that subject. If someone has graduated for a teacher and he/she has given bribe to take the exams, what kind of education can he/she give students in the future ??? So the quality of education decreases.” (Tirana, Urban)

“It is the way we have chosen to live: to accept friends, bribery, Lek. We accept to give Lek and finish what we have to do as soon as possible, we accept to give money to the nurse etc. That is, it. We need to change ourselves first and not to expect from others.” (Tirana, Urban).

“We are interested to know if there is corruption in the education system, because somebody who doesn’t deserve it, gets a job, or gets good grades without coming to school at all. “(Tirana, Urban)

“Corruption causes many problems in society. Let’s take the example of a plumber who to get the diploma through bribery, and then in his professional life he will not be able to resolve the problems, causing damages to the society, which somewhere can be smaller, elsewhere can be bigger.” (Tirana, Rural)

6.2 Youngsters in Albania value positively the quality of education, but are dissatisfied with the infrastructure in schools

Generally, youngsters participating in the discussion groups are satisfied with the quality of teaching in Albania. Young people value positively teachers with long working experience, considering them as professionally qualified.

However, many of the young complain about the lack of necessary infrastructure in the Albanian education system. The lack of laboratories, of necessary infrastructure for the development of practice in schools, becomes a barrier that youth claim to encounter often in the auditoriums.

“The old teachers generations are good, but the recent ones are tremendous, very poor performance. Imagine teachers who have graduated with 6, come and teach us who have an average over 8. “(Tirana, Urban)

“We have no complains about the professors, but about the infrastructure yes. I study Industrial Chemistry and we do not have laboratories. There are only some which have remained since the time of Enver. “(Tirana, Urban)

“It’s good, not only the old professors, but also some young ones are very good. More attention should be put on the rules rather than to the quality of education because this last one is good. For example it happens that we go for a coffee just because there is no place where to sit in the auditor.

There should be spaces where students can wait if they have an hour break ,and not be obliged to wait in cafeterias. “(Tirana, Urban)

“There is a lack of laboratories. Ex. school infrastructure for the development of practices is zero, not existing. “(Tirana, Rural)

7. Politics

7.1 Albanian youth, divided in terms of their interest in the political developments in the country

Young people in Albania are divided in terms of their interest in the issues of political developments in the country. The findings of the focus group discussions, as well as those of the survey are similar to those of 2011 in this regard. According to the results of 2014, 40% of young people say to be interested or very interested in developments in the country. Most of them expressed quite interest in the latest political developments in the country, saying that they are attracted from the political TV debates.

A significant number of youngster, consider politics as necessary, especially with regard to ensuring a better future for them in the country. Some young people also say that they are interested mainly for the fact that their parents are currently part of the public administration, and their place of work often depends on the political situation in the country.

“I’m interested in politics. I follow everything. I don’t do this for fun, but for being informed. It is part of ones conscience to be informed about what happens around.” (Tirana, Urban)

“I personally watch the TV show Opinion, with all the topics it presents.” (Tirana, Urban)

“Like it or not, one is interested (about politics), because that is only what the TV transmits about. I am interested, but only when there is something important.” (Tirana, Urban)

“Yes, I follow them and I am interested because my parents are both employed in the state and their job positions have become political from apolitical. In addition, I am interested for different issues in general.” (Tirana, Urban)

“At the moment I am speaking, I care only because my parents work for the state and in here exists the possibility that if the political sides changes, public officers are changed as well, as it used to happen years ago. “(Tirana, Urban)

“Politics in Albania is an integral part of society. Through politics are done the policy in our country. Through rulers are made the reforms. I follows what happens in health system, since I am studying nursing, I like this part, but also in general I follow news about education, economic issues, or taxes. I even follow some political programs, such as Top Story-n in Top Channel, Eni Vasili edition in News 24. I like them. “(Tirana, Rural)

However, a significant number of youngsters are very little, if any, interested in political issues in the country. As the reason for such lack of interest it is mentioned the disappointment with the political parties. For another part of youth, politics is simply not attractive, and they prefer to follow developments related to other issues in the country.

Moreover, the Albanian youth, as in 2011, continue to have a very negative perception of politicians in Albania. Many of them say that all politicians belong to a class, and that they are the main cause of the problems the country is currently facing. Young people express to be in favor of them being represented by young politicians. However, participants actually think that young politicians in the main parties are simply a copy of the model of their leaders, and do not offer anything new in terms of their political behavior.

“I follow not a lot, not a few. I follow the main changes, but the situation currently is so bad that it is better not to follow them at all. “(Tirana, Urban)

“I follow no news. I am not attracted by politics”. (Tirana, Urban)

“I follow very little politics.” (Tirana, Urban)

“The more it passes, the more it fades my desire to follow the news, because when you see no good news, what’s the reason to follow them. I follow them only occasionally.”(Tirana, Urban)

“I’m not interested, but when the TV station has stopped there, I watch the news”. (Tirana, Urban)

“Has any of them study for politics? There are athletes, artists, painters, doctors... what connection do they have with politics?” (Tirana, Urban)

“They are not good for us, the ones who were already left.” (Tirana, Urban)

“Politicians are the reason of all the problems we are discussing today.” (Tirana, Urban)

“The young politicians are not active at all. They only have in mind to take as much money as they can from the state as long as they are in power.

“We need to remove the politicians who have been there since 1991. They have 20 years in politics, so they should be removed. Politics would be regenerate.” (Tirana, Rural)

Politics continues to be a topic which is very present in youngsters’ discussions with their friends. However, according to young people, political beliefs of their friends in no way affect the relationship with them.

Meanwhile, the involvement of youth in political activities remains just a little. Only a small number of young participants declare that they are involved in political activities. Some youngsters during the discussion groups claim to have been engaged in political activities for various parties in Albania. Some of these youngsters consider such commitments (mainly during electoral campaigns) as a good opportunity to be employed.

“[Would you like to engage in political activities?] Q6- Taking in consideration that I can find a job, I would.” (Tirana, Urban)

“[Would you like to engage in political activities?] Yes and no, it simply depends. It depends on who is in power. If the opposite party is in power and you are in favor of the other the party, you can’t raise your voice because they are stronger than you”

“There are very few differences between the left and right wing parties. If we judge in principle, the left wing should fight for social assistance, for the poor classes, while the rightists for the free market, for the privatization, namely for the businessmen, but in Albania in fact are the workers. The difference is small, very small.

“Here in Albania it has been copied by other countries, from the European countries “(Tirana, Rural)

“I have friends who are addicted after politics. There is no change in their behavior, but they should leave as soon as possible from this dependence. Our relationship is not affected at all. “(Tirana, Urban)

“I personally try to find other topics for discussion. I do not think that this [politics] is the best topics to be discussed.

“Discussions not always happen like this. There are people who discuss about politics, about their opinions and make a comparison. If you are with the X party and the other one with a Y party, they make those comparisons and get better informed.”(Tirana, Rural)

“I am with the Socialist Party, I have very strong connection with it, but I also have very close friends who are with PD. There is no problem in our social relationship. “(Tirana, Rural)

7.2 Police, the institution in which young Albanians believe more, while the CEC (Central Election Committee) the institution in which they trust less

Young people from both urban and rural areas, as in 2011, continue to show low trust in the state institutions in the country. Most of the participants stated that the Police is the institution in which they have more confidence, while the courts and the CEC are the institutions to which this group of the population believes less. According to the field survey results, 3 to 5 youngsters said that they have much or somehow trust in police.

“I don’t believe much in any institution, not to say that I really don’t believe at all.” (Tirana, Urban)

“Less confidence I have in the courts, while more confidence in perspective I have in the health system.” (Tirana, Urban)

“As it looks, the confidence in the police is increasing. Obligatory seat-belt while driving car, helmet while with motorbike, respect for the semaphore.” (Tirana, Urban)

“I have confidence in the police, while in the courts I do not.” (Tirana, Rural)

“CEC has proven that people vote, while they put the votes in the wrong boxes. They are inconsistent with the citizens’ vote. I don’t think CEC is doing its job. The judiciary is also not independent. A democratic system works only if the executive, the legislative and the judiciary are independent.” (Tirana, Rural)

“I don’t believe they [the institutions in Albania] are transparent. The only information we receive, we receive it from the media. But even the media in Albania is not so independent, in fact it is heavily dependent. Almost all TV stations are dependent. So, they don’t provide us the information properly.” (Tirana, Rural)

“Each institution is dependent: the media, the parliament, the judicial system. All are dependent.” (Tirana, Rural)

8. The process of integration

8.1 Albanian youth generally informed on Albania's European integration

Albanian youngsters are generally informed about the current status of Albania's European integration process. Many of the participants in the discussion groups were aware of the fact that Albania is now officially a candidate country for membership. However, a small proportion of youth participating in discussion groups expressed their concern over the fact that the information on the integration process, in general, is absent, or is insufficient.

"(At what stage is Albania in terms of EU integration?) As far as I have heard, we are just a candidate country." (Tirana, Urban)

"(At what stage is Albania in terms of EU integration?) We have taken the status of the candidate country (Tirana, Urban)

"(At what stage is Albania in terms of EU integration?) We have just taken the candidate status, not long time ago, I think before 1 year" (Tirana, Urban)

"There is no information for general free readers, for those who are not part of the structures." (Tirana, Urban)

"Personally, I have not found enough information when I have searched for the European Integration." (Tirana, Urban)

8.2 Albanian youth, supporters of the European Integration

Generally, Albanian youngsters, as in 2011, continue to show support for the country's EU membership. The findings of the discussion groups further confirmed by the results of the survey, according to which almost 9 in 10 young people would vote in favor for the membership if there was held a referendum. For young Albanians, membership in the European Union will bring better opportunities to education, better living standard, and the opportunity for the free movement. This group of young people sees EU membership as a guarantee for more foreign investment in Albania in the future.'

"It's a very good way to develop, taking in consideration that other countries that are member of the European Union have better economic development, better lifestyle and many more advantages." (Tirana, Rural)

"I am in favor, because it would help the society develop in every aspect: in medicine, in infrastructure. Albania would be a more advanced country, in contrary to what it is now, since the dictatorship has left many consequences." (Tirana, Rural)

"One reason why I would be in favor of entering the European Union is that Europe is more developed, and whichever would enter there would be developed. I am very sure that if we get into the European Union will only get power." (Tirana, Rural)

"In the foreground there is a comparison EU-US. If Albania joins EU, there will be an increase of the economic level, an increase of the infrastructure; it will become equal with other countries. The Bank will be developed." (Tirana, Rural)

"EU membership will also fight corruption. Corruption will decrease because there will be more control toward all institutions and businesses." (Tirana, Rural)

"Another advantage is the issue of agricultural subsidies. It will be an advantage because there will be greater control, since currently the politics work very bad. Ex. one that has connections takes the subsidy, gives 5 million to that X and for himself he takes 30 million. The other example is

the one who has no friend, gets nothing, tries to make some investment, tries to hire himself in his family, in his house, in his land and at the end doesn't get anything. This will be a benefit for the greatest part of those who live in the village and who are self-hired. "(Tirana, Rural)

"We can move freely, can choose where to live, and not as it is now that we can stay only three months." (Tirana, Urban)

"I think that we will benefit [from the membership] because come more state foreign investor would come and not phantom like they come now." (Tirana, Urban)

Meanwhile, EU membership is viewed with skepticism by a small group of young people in Albania. This group is concerned about the fact that the country is not on the same economic level as other member countries. In this way, according to them, Albania risks to be involved in an economic crisis like Greece, Italy, Spain etc. Moreover, these young people think the European Union will not bring any concrete change in their lives.

"I am against membership because it will kill us if we became a member, it will buy us like NATO and now we are just paying for it." (Tirana, Urban)

"It does not happen in all cases that membership brings development. We have the case of Greece which is part of EU, but which is in debt at the end with Germany. "(Tirana, Rural)

"I am against, not because I don't like a better, more developed Albania , but because the European Union countries have not been developed because they are part of the European Union, but because they were developed since years ago. To join EU should we should be developed first of all as a state in order not to have more losses for this accession. The main thing the currency will be change from lek to euros and Albania with all of its billions debt will fall into an even deeper economic crisis deeper and we will not be able to face EU conditions "(Tirana, Rural)

"I am against because we do not have the proper conditions to be part of the EU. We still have many problems. "(Tirana, Urban)

"As long as Albania is not ready, is not able to fulfill the terms and conditions, then how can Europe accept us in?") Tirana Rural)

“I think at least economically we will be better if not joining EU. If we take the example of Turkey, it is not integrated and they have high level of living standard and low cost of living that even compared to some of the countries that are members of the EU.” (Tirana, Urban)

8.3 USA, the international actor with the greatest impact on the decisions made in Albania, according to the Albanian youngsters

Most of the young participants think that the EU has a huge influence on the decisions taken in Albania. The fact that all EU integration process has required Albania to meet a series of conditions, is considered by the Albanian youth as a test for influence that European institutions have on decision-making in the country. However, a significant proportion of young people, see United States as the international actor who has the biggest influence on the decisions taken in the country.

“[Do you think that currently EU has any influence on the decisions taken in the country?] Yes, a lot, since they require us to meet certain conditions and we have to meet them.” (Tirana, Urban)

“The EU not so much, but I think that America more.” (Tirana, Urban)

“I think that yes { EU has an impact on the decisions taken in Albania} because they had all these years not giving the status of the candidate. If it was in the hands of the Albanian politicians, they would have done something, while now they let it on their hands to see what they will do” (Tirana, Urban)

“I would not say the European Parliament, but the US ambassador in Albania has more influence on the decision-makings.” (Tirana, Urban)

“From the EU countries? I think that Germany has more influence since it also is and European super power, of course it has an impact also on us.” (Tirana, Urban)

“I have the impression that each foreign institution has an influence

in Albania. I don't know why we are so much influenced from external factors." (Tirana, Rural)

"Yes, in the decision making process I think that EU common policies affect more than a particular state." (Tirana, Rural) "

"Yes, [EU has an impact on the decisions of Albania] because we are a small country and we get easily influenced. But it is not always good to be influenced by the European Union. Although we are a small country, we should act a bit more independently. "(Tirana, Rural)

"More influential in Albania has our great friend, USA. It is good that USA impact on us since it is a state of exemplary democracy. "(Tirana, Rural)



ANEX 1

Methodology

The quantitative component for this study is based on a national survey with 1200 respondents, from 16-27 years old. This sample of interviewed people is representative for Albania and offers the opportunity to analyze subgroups of interest. A detailed description of the quantitative part of the study is presented below:

1. National representative sample

In order to select a national representative sample, IDRA Research & Consulting has used a sampling method composed of 3 steps:

- i). First step – Selection of sampling points
- ii). Second step – Selection of houses/families
- iii). Third step – Selection of the interviewed persons

1.1 First step – Selection of sampling points

IDRA possesses the list of the voting centers made public by the Central Election Committee. This list includes the number of the voting center, the number of the voters registered in that center, the addresses of the voting center. The selection is done through PPS¹ in which the number of the registered voters serves as MOS². This selection gives to the voting centers the opportunity to be selected in proportion with the number of the voters registered in that center; in other words, the centers which have the highest number of voters registered, have also the highest chance to be selected. IDRA selects the sample based on regions and urban- rural³ division. Thus, IDRA selects a certain number of urban and rural voting centers in each region. For this study, there were selected randomly 120 voting centers and in each of them were conducted 10 interviews.

1.2 Second step – Selection of houses/families

To each of the interviewers it was appointed a reference point for each selection of the sample, which in general was the voting center or a remarkable building, a cross-road, a school, a public institution etc. After the interviewer reached the reference point, he/she was instructed to turned to it its back and start walking by keeping always his/her right side. The interviewer was instructed to count the living buildings /houses and make an interview in each of the third buildings/houses counted.

1 - Probability Proportional to Size

2 - Measure of Size

3 - The urban-rural division is based on the administrative division municipality-commune. The voting centers under the administration of a municipality are consider urban, while the voting centers under the administration of a commune are considered rural.

1.3 Third step – Selection of the interviewed persons

The selection of the interviewed persons is done through the method of the latest birthday. The interviewer gets the list and the birthdays of the inhabitants of the house who are over 16 years old. It is contacted for an interview the inhabitant of the house⁴ who has more lately (from the interview date) celebrated his/her birthday. If this inhabitant is not there, the interviewer tries to leave an appointment and tries to contact the selected person two other times. If the interviewer doesn't manage to contact the selected inhabitant even after the third attempt, the house is categorized as a refusal and it is contacted the next house selected based on the methodology. The same procedure is followed even in the cases when the selected inhabitant refuses to participate in the interview.

To be taken into consideration!

IDRA uses the number of the voters registered in a voting center to make the selection of the voting centers. The number of the registered voters is a very good tool if the sample is representative of the population over 18 years old. IDRA believes that the number of the voters registered is a good sampling tool also for the sample of this study (16-27 years old) taking in consideration that a voting center that has more registered voters, has more houses/building in that geographic zone, consequently the probability that in that zone live individuals of the age 16-27 years old is higher.

4 - Inhabitants are considered all the individuals who have been living in the house for at least the last 6 months from the interview date. Immigrants and students (far from the house) are not considered inhabitants.



ANEX 2

Questionary

FREE TIME AND LIFESTYLE

[INTERVIEWER: In none of the questions, please do not read the alternative (9) No answer]

A1. How often do you do the following activities?

		Often	Sometimes	Never	No answer
A1.1	Listen to music	1	2	3	9
A1.2	Go out with friends	1	2	3	9
A1.3	Read book/magazines	1	2	3	9
A1.4	Practice sport	1	2	3	9
A1.5	Watch TV	1	2	3	9
A1.6	Go to cinema	1	2	3	9

A2. On average, in a usual day, how many hours do you watch TV?

_____ (hours)

A3. How usually do you follow these TV programs?

		Every day	2-3 times per week	1 time per week	Less than 1 time per week	Never	No answer
A3.1	Programs with Albanian traditional music	1	2	3	4	5	9
A3.2	Programs with Albanian pop music	1	2	3	4	5	9
A3.3	Programs with international music	1	2	3	4	5	9
A3.4	Albanian artistic films	1	2	3	4	5	9
A3.5	International films with social thematic	1	2	3	4	5	9
A3.6	International action films	1	2	3	4	5	9

A3.7	International thriller films	1	2	3	4	5	9
A3.8	Historical/scientific documentaries	1	2	3	4	5	9
A3.9	Soap operas	1	2	3	4	5	9
A3.10	News	1	2	3	4	5	9
A3.11	Political debate programs	1	2	3	4	5	9
A3.12	Sports' programs (with sport comments)	1	2	3	4	5	9
A3.13	Religious programs	1	2	3	4	5	9
A3.14	Funny Programs	1	2	3	4	5	9
A3.15	Quiz programs	1	2	3	4	5	9

A4. Do you have access in the internet?

(1) Yes Continues	(2) No Pass to question A7
--------------------------	-----------------------------------

A5. On average, in a usual day, how many hours do you spend on internet?

_____ (hours)

A6. Which are the main reasons that you personally use internet?

For job-related issues	A	To download books/films	G
To read news/information	B	To play	H
To search different information (for school/ work/curiosities etc.)	C	To buy things online/ make payments/ make reservations	I
To communicate with friends/relatives through chat	D	To access social networks like Facebook	J
To send e-mails	E	To check your bank account	K
To watch videos/listen to music	F	Others (Specify: _____)	L

A7. How much money do you spend on average PER MONTH for the following activities?

	Amount in Lek	I don't know
A7.1 To watch films (cinema/buy DVDs, etc.)	_____new të reja	9999
A7.2 To frequent bars, restaurants, pubs	_____new të reja	9999
A7.3 To buy clothes, shoes, accessories	_____new të reja	9999
A7.4 To buy cellphone cards/pay cellphone bills	_____new të reja	9999
A7.5 To buy books	_____new të reja	9999
A7.5 For services like: hairdressing, esthetic, gym...	_____new të reja	9999
A7.7 Other (Specify _____)	_____new të reja	9999

A8. For each of the following alternatives, can you specify if it is fashionable (trend) or no?

[Only what is fashionable for the respondent and not for his society, family etc.]

	Fashionable	Not so fashionable	Out of fashion	I don't know
A8.1 To finish the University studies	1	2	3	9
A8.2 To make career	1	2	3	9
A8.3 To be engaged in politics	1	2	3	9
A8.4 To participate in civil society	1	2	3	9
A8.5 To get married	1	2	3	9
A8.6 To look nice	1	2	3	9
A8.7 To wear international brands	1	2	3	9
A8.8 To eat healthy	1	2	3	9
A8.9 To smoke marihuana	1	2	3	9

A9. Do you smoke?

(1) Yes, regularly (every day)	(2) Occasionally	(3) No (I am not a smoker)	(4) No answer
-----------------------------------	------------------	-------------------------------	---------------

A10. Do you drink alcohol?

(1) Yes, regularly (everyday)	(2) Yes, sometimes per week
(3) Only during weekend	(4) Rare
(5) No, never	(9) No answer

A11. Do you think that consuming alcohol is:

(1) Acceptable	(2) Necessary to keep certain social circle
(3) Not acceptable	(9) I don't know/No answer

A12. How much satisfied are you with your physical appearance?

(1) Very satisfied	(2) satisfied
(3) Somehow satisfied	(4) Not satisfied
(9) I don't know/No answer	

A13. Allow me to answer: which of the following statements describes best your sexual activity

[Don't read the alternative: "I don't know/No answer/Refuse"]

(1) I have never had sex [Pass to A15]	(2) I have had sex with one partner
(3) I have had sex with more than one partner	(9) I don't know/No answer
(88) Refuse	

A14. Do you take protective measures during your sex activity?

(1) Yes, I use regularly	(2) Yes, I use them sometimes
(3) No, I use them never	(4) I don't know what/which they are
(9) No answer	(88) Refuse

A15. How do you value virginity nowadays?

(1) An important value for both genders	(2) An important value for females
(3) A psychological burden for the youngsters	(4) An out of date concept
(9) I don't know/No answer	(88) Refuse

FAITH AND BELONGING

[INTERVIEWER: In none of the questions, please do not read the alternative (9) No answer]

B1. Please imagine a ten (10) level evaluation, in which you would value with one (1) the people you trust less and with ten (10) the people you trust more. In which level would you categorize the following persons?

	Don't trust-----Fully trust	I don't know
B1.1 Your family	1 2 3 4 5 6 7 8 9 10	99
B1.2 Your relatives	1 2 3 4 5 6 7 8 9 10	99
B1.3 Your friends	1 2 3 4 5 6 7 8 9 10	99
B1.4 Your neighbors	1 2 3 4 5 6 7 8 9 10	99
B1.5 Your working colleagues	1 2 3 4 5 6 7 8 9 10	99
B1.6. People with religion different from yours	1 2 3 4 5 6 7 8 9 10	99
B1.7. People with political beliefs different from yours	1 2 3 4 5 6 7 8 9 10	99
B1.8. Religious leaders (Priest, Preacher etc.)	1 2 3 4 5 6 7 8 9 10	99

B2. How would you feel if next to your house would come to live one of the following families?

	Very good	Good	I don't care	Bad	Very bad	I don't know
B2.1 A roma family	1	2	3	4	5	9
B2.2 A gay couple	1	2	3	4	5	9
B2.3 A students couple	1	2	3	4	5	9
B2.4 A pensioners couple	1	2	3	4	5	9
B2.5 A family from the north	1	2	3	4	5	9
B2.6 A family from the south	1	2	3	4	5	9

B2.7 A family from Western Europe (France etc.)	1	2	3	4	5	9
B2.8 A family from USA	1	2	3	4	5	9
B2.9 A family from the Balkan (Greece, Serbia, Macedonia, etc)	1	2	3	4	5	9
B2.10 A very religious family	1	2	3	4	5	9

**B3. Have you ever been discriminated because of the following factors?
How often?**

	Very often	Often	Sometimes	Never	No answer	Often
B3.1 Your gender (male/female)	1	2	3	4	5	9
B3.2 Your economic status (rich/poor)	1	2	3	4	5	9
B3.3 Your religion (Muslim, catholic etc.)	1	2	3	4	5	9
B3.4 Your ethnicity (roma, minorities, etc.)	1	2	3	4	5	9
B3.5 Your education level (elementary, high-school etc.)	1	2	3	4	5	9
B3.6 Your political views (Democrat, Socialist, etc.)	1	2	3	4	5	9
B3.7 Your geographic origin (north, south etc.)	1	2	3	4	5	9
B3.8 Your origin urban/rural	1	2	3	4	5	9

B4. What are the three values you appreciate the most? Please rank these values based on their importance!

	The first B4.1	The second B4.2	The third B4.3
A. Personal dignity (identity)	1	1	1
B. Loyalty (toward your partner, your friends, your employer)	2	2	2
C. Responsibility	3	3	3
D. Independency	4	4	4
E. Social status	5	5	5
F. Altruism (to help others with no interest)	6	6	6
G. Wealth	7	7	7
H. Tolerance (to accept that others are different from you)	8	8	8
I. Competitiveness (to fight for achieving your goals)	9	9	9
J. Correctness	10	10	10
K. Innovation (create and accept ideas different from the others)	11	11	11
Z. I don't know/No answer	99		

B5. Have you been engaged in volunteer activities/ works for the which was not necessary to get a payment during the last 12 months?

(1) Yes [Pass to B6]	(2) No [Pass to B8]
(9) Nuk e di/Pa përgjigje [Pass to B8]	

B6. In which type of the below mentioned volunteer activities have you been involved during the last 12 months?

[You can choose more than one option]

A	Building or repairing of public objects like streets, bridges etc.
B	Cleaning of public spaces
C	Creation or repairing of green areas
D	Protection of your community from criminal offenses
E	Participation in conflict resolution between your community and other communities
F	Participation in conflict resolution between members of your community
G	Support or lectures in the field of art (literature, painting, music, theater etc.)
H	Support or lectures in foreign languages
I	Support or lectures in sciences (math, physic, chemistry etc.)
J	Support or lectures in informatics
K	Medical support for people in need
L	Other (Specify _____)

B7. Which is the main reason that motivates you to be engaged in volunteer activities? [Show your card, Only one answer!]

(1)	Desire to feel active/ engaged in society
(2)	Feeling of dedication toward others
(3)	Family tradition
(4)	Religion
(5)	Willingness to have new friends
(6)	Willingness to practice professional knowledge
(7)	Willingness to be in contact with private employers, which afterwards can hire you
(8)	Willingness to be in contact with public employers, which afterwards can hire you
(9)	Willingness to be in contact with international employers, which afterwards can hire you
(10)	Other (Specify _____)
(99)	I don't know/ No answer

B8. Which religion do you personally belong?

(1)	Muslim
(2)	Orthodox
(3)	Catholic
(4)	Bektashi
(5)	Protestant
(6)	Other (Specify _____)
(7)	I am atheist [INT. Pass to B9]
(8)	I don't practice any religion [INT. Pass to B9]
(9)	I don't know/ No answer [INT. Pass to B9]

B8.1 How often do you practice your religion?

(1)	Everyday
(2)	1-2 times per week
(3)	Only during fiestas (Bajram, Christmas, Eastern, Nowruz Day etc.)
(4)	Never
(9)	I don't know/ No answer

B9. Have you ever been in holy places different from your religion?

(1) Yes	(2) No
(9) I don't know/ No answer	

FAMILY AND FRIENDS

[INTERVIEWER: In none of the questions, please do not read the alternative (9) No answer]

C1. Actually, with whom do you live?

(1)	I live alone [Pass to C3]
(2)	I live with my parents
(3)	I live with my partner [Pass to C3]
(4)	I live with my friends [Pass to C3]
(5)	Other (Specify _____) [Pass to C3]
(9)	I don't know/ No answer [Pass to C3]

C2. Which of these statements better fits you?

(1)	I live with my parents because for us as a family this is the most comfortable solution
(2)	If I would have enough finances, I would like to live alone
(3)	I would like to live alone, but my parents do not accept that
(4)	Other (Specify _____)
(9)	I don't know/ No answer

C3. Which of these statements better represents your relation with your family?

(1)	We understand each other very well
(2)	We understand each other, but it happens to have also misunderstandings
(3)	Generally we don't understand each-other. We have many debates
(4)	Our relationship is very conflictual
(5)	My parents are not alive
(9)	I don't know/ No answer

C4. Which of these statements better represents your relation with your siblings?

(1)	We understand each other very well
(2)	We understand each other, but it happens to have also misunderstandings
(3)	Generally we don't understand each-other. We have many debates
(4)	Our relationship is very conflictual
(5)	I don't have siblings
(9)	I don't know/ No answer

C5. Which of your family members has more influence in decisions you take for important issues?

(1)	Father
(2)	Mother
(3)	Brother
(4)	Sister
(5)	Grandfather
(6)	Grandmother
(7)	Other (Specify _____)
(9)	I don't know/ No answer

C6. How do you take important decisions that affect your life?

(1)	My parents decide everything
(2)	Me and my parents decide together
(3)	I own absolute freedom to decide on my own
(9)	I don't know/ No answer

C7. How do you imagine your future?

(1)	Getting married and having a family
(2)	Living with my partner [Pass to C9]
(3)	Without partner and without family obligations [Pass to C10]
(9)	I don't know/ No answer [Pass to C10]

C8. Which is the MAIN advantage of marriage compared to co-living, according to you?

(1)	Marriage increases the responsibility of partners toward each-other
(2)	Marriage increases the responsibility of partners towards their children
(3)	Marriage offers more economical stability for the partners
(4)	Marriage is more accepted by the public opinion in Albania rather than co-living
(5)	Other (Specify _____)
(9)	I don't know/ No answer

C9. Which is the MAIN advantage of co-living compared to marriage, according to you?

(1)	Partners are more independent
(2)	Partners have more opportunity to concentrate in their career
(3)	Partners have less chances for conflict
(4)	Partners resolve easily their misunderstandings
(5)	Partners can separate easily
(6)	Other (Specify _____)
(9)	I don't know/ No answer

C10. According to your opinion, which is the most appropriate age for the girls to get married in general?

_____ (years old)

C11. According to your opinion, which is the most appropriate age for the boys to get married in general?

_____ (years old)

C12. How many children would you like to have? How many of them boys, and how many girls?

C12.1 Children Nr.	C12.2 Girls Nr.	C12.3 Boys Nr.
_____ (children)	_____ (girls)	_____ (boys)

C13. If you are/ would be single, how important do you consider the following factors at the moment you are deciding on your future husband?

	Very important	Important	Somehow important	Not important	Absolutely not important	No answer
C13.1 Religion belief	1	2	3	4	5	9
C13.2 Economic Status	1	2	3	4	5	9
C13.3 Family approval	1	2	3	4	5	9
C13.4 Virginity	1	2	3	4	5	9
C13.5 Personality	1	2	3	4	5	9
C13.6 Physical appearance	1	2	3	4	5	9
C13.7 Educational level	1	2	3	4	5	9
C13.8 Common interest	1	2	3	4	5	9
C13.9 Geographic origin	1	2	3	4	5	9

C14. Channing the subject, are you part of a group of friends in the which everyone knows each-other and you hang out together often?

(1)	Yes
(2)	No [Pass to C.16]
(9)	I don't know/ No answer

C15. Generally, how much contented are you with your social group/ friends?

(1)	Very satisfied
(2)	Satisfied
(3)	Somehow satisfied
(4)	Not satisfied
(9)	Totally unsatisfied

C16. During the last year, have you been involved in conflictual situations as described below?

	Yes	No	No answer
C16.1 With the youngsters in your neighborhood	1	2	9
C16.2 With youngsters in pub/ clubs	1	2	9
C16.3 In gym, while playing football etc.	1	2	9
C16.4 In school	1	2	9
C16.5 With youngsters that have political beliefs different from yours	1	2	9
C16.6 With the police (ex. During protests)	1	2	9

CONCERNS AND ASPIRATIONS

[INTERVIEWER: In none of the questions, please do not read the alternative (9) No answer]

D1. Do you want to change the place you are living with another city/village of Albania?

(1)	Yes
(2)	No [Pass to D3]
(9)	I don't know/ No answer [Pass to D3]

D2. Which is the MAIN reason for the which you would like to change your residence?

(1)	Willingness to improve economic standard
(2)	Willingness to have more cultural variation
(3)	Willingness for better education opportunities
(4)	Better working opportunities
(5)	Better opportunities to start up own business
(6)	Willingness to be closer to relatives
(7)	Willingness to be away conflicts in your city/village
(8)	Other (Specify _____)
(9)	I don't know/ No answer

D3. How much do you want to emigrate?

(1)	A lot
(2)	Somehow
(3)	A little
(4)	Not at all
(9)	I don't know/ No answer

D4. Which country is more attractive for you to emigrate?

(1)	Greece
(2)	Italy
(3)	Germany
(4)	England
(5)	Other countries of European Union
(6)	United States of America
(7)	Canada
(8)	Other (Specify _____)
(9)	No country attracts me
(99)	I don't know/ No answer

D5. Which is the MAIN reason for the which you would like to emigrate [One answer]

(1)	Willingness to improve economic standard
(2)	Willingness to have more cultural variation
(3)	Willingness for better education opportunities
(4)	Better working opportunities
(5)	Better opportunities to start up own business
(6)	Willingness to be closer to relatives
(7)	Willingness to be away conflicts in Albania
(8)	Other (Specify _____)
(9)	I don't know/ No answer

D6. How do you see your future after 10 years?

(1)	Better than now
(2)	More or less like now
(3)	Worse than now
(9)	I don't know/ No answer

D7. How much do you agree with the following statements?

	Absolutely agree	Agree	Somehow agree	Don't agree	Absolutely don't agree	No answer
D7.1 You should know what you want to achieve in life	1	2	3	4	5	9
D7.2 Who risks, DOESN'T win anything	1	2	3	4	5	9
B7.3 If you take care of the others, at the end you will be rewarded	1	2	3	4	5	9
D7.4 It's pointless to set goals in life, because today nothing is sure	1	2	3	4	5	9
D7.5 The society should have moral norms, otherwise it cannot function	1	2	3	4	5	9
D7.6 You cannot share pain with other nowadays	1	2	3	4	5	9
D7.7 You should believe in destiny and take from life whatever it is given to you	1	2	3	4	5	9
D7.8 During life, you should have around people in whom you can trust	1	2	3	4	5	9
D7.9 During life it is enough to have some friends and do whatever you like to do	1	2	3	4	5	9
D7.10 One should focus in his/her career. Everything else is secondary	1	2	3	4	5	9
D7.11 The man should be isolated in his world because life is very difficult	1	2	3	4	5	9
D7.12 To be interested in what's happening in the society, is an important part of life	1	2	3	4	5	9
D7.13 The most important thing in life is to be oriented by the others, thus to be with the general line	1	2	3	4	5	9

EDUCATION AND EMPLOYMENT

[INTERVIEWER: In none of the questions, please do not read the alternative (9) No answer]

<p>E1. Are you actually attending school?</p>	<p>(1) Yes, I am attending high-school (2) Yes, I am attending University (3) Yes, I am attending Master/Phd (4) No [Pass to E14] (9) Refuse [Pass to E14]</p>
<p>E2. Are you continuing/ have you plan to continue the University studies?</p>	<p>1. Yes 2. No [Pass to E2B]</p>
<p>E2A1. What are the main reasons that motivated you to follow university studies?</p>	<p>A. To increase intellectual capacities B. To get a diploma which would increase my employment potential C. To fulfill my parents willingness D. To earn more money, to get rich E. To get a higher social status F. To get connections and new experiences G. I didn't had nothing better to do H. Other _____</p>
<p>E2A2. Which of the following alternatives better fits with your choice for higher education?</p>	<p>(1) I have studies/ study/will study the profile I am passionate about (2) I chose/will choose the profile which I think can secure me higher incomes, although it doesn't match with my willingness (3) I chose/will choose the profile in which I have higher chances to win the University, although it doesn't match with my willingness (9) I don't know/ No answer</p>

<p>E2B. Which are the reasons of not following higher education? [Make a question if E2= 2. No]</p>	<p>A. I don't like to study B. Nuk mendoj qe do me siguronte nje te ardhme me te mire C. My parents didn't supported me D. Neither my friends supported me E. Financial reasons F. Other _____</p>
<p>E3. Have you attended/plan to attend professional education?</p>	<p>1. Yes 2. No [Pass to E4]</p>
<p>E3A. Which are the reasons of attending professional schools/courses? [Ask if E3=1. Yes]</p>	<p>(1) To get a profession which would give me higher chances to get a job (2) To fulfill my parents willingness (3) To get more money, to be rich (4) To follow a personal passion (5) To get connections and new experiences (6) I didn't had nothing better to do (9) Other _____</p>
<p>E4. Generally, are you contended with the quality of education in Albania?</p>	<p>(1) Very satisfied (2) Satisfied (3) Somehow (4) Not satisfied (5) Totally unsatisfied (9) I don't know / No answer</p>
<p>E5. Nif you would have the opportunity to choose, where would you like to be educated?</p>	<p>(1) In a public school in Albania (2) In a private school in Albania (3) In a public school abroad (4) In a private school abroad (9) I don't know / No answer</p>
<p>E6. If you would have the opportunity to choose, which education would you choose?</p>	<p>(1) Professional school (which assures you of a professional like: mechanics, plumber etc.) (2) University (9) I don't know / No answer</p>
<p>E7. Which has been your grades average last year in school/university?</p>	<p>(1) Mostly 4-5 (2) Mostly 5-6 (3) Mostly 7-8 (4) Mostly 9-10 (9) I don't know / No answer</p>

<p>E8. Do you think that exists the buying of grades/ exams?</p>	<p>(1) Yes, often (2) Yes, sometimes (3) Yes, but rarely (4) No, never (9) I don't know / No answer</p>
<p>E9. On average, how much time do you spend studying?</p>	<p>(1) Up to 1 hour per day (2) On average 1-2 hours per day (3) On average 2-3 hours per day (4) On average 3-4 hours per day (5) More than 4 hours per day (9) I don't know / No answer</p>
<p>E10. What courses have you attended during your last academic year? [Allow to choose more than one alternative]</p>	<p>A. Foreign language courses B. Scientific subjects courses C. Social subjects courses D. Art courses E. Other courses _____ F. I have attended no course [Pass to E9]</p>
<p>E11. Which is the MAIN reason that motivates you to attend private courses?</p>	<p>(1) I cannot understand the subject without extra teaching (2) The teachers do not allow me to pass the grade unless I attend their private course (3) The teachers put me lower grades if I do not attend their private course (4) It is a trend. Everybody goes in private courses (5) I want to further improve in that subject, beyond the knowledge I get in school (6) I want to improve my talent in a specific field (7) Other _____ (9) I don't know / No answer</p>
<p>E12. Have you ever had an internship?</p>	<p>(1) Yes (2) No (9) I don't know / No answer</p>
<p>E13. Do you think that after finishing the university studies you will find a job easily? [For the ones who have finished the studies and are employed, ask: After finishing the studies, how much time did it take you to find a job?]</p>	<p>(1) Yes, I believe I will find immediately (2) Yes, I believe I will find after some times (3) No, I don't believe I will find soon (9) I don't know/ I hope</p>

E14. Actually, are you employed full-time or part-time?	(1) Yes (2) No [Pass to E17]																		
E15. How many hours do you work on average per week?	_____ (hours)																		
E16. Do you work in your profession?	(1) Do you work in your profession? (2) Yes, I work in my profession (3) Somehow, I work in my profession (4) No, I don't work in my profession (9) I don't know / No answer																		
E17. In which of the following sector you would like to be employed?	(1) In the public administration (2) In the private sector (3) In a non-governmental organization (4) In international institutions (World Bank, OSCE, etc.) (5) Other _____ (9) I don't know / No answer																		
E18. Which profession you would like to have?	Specify: _____																		
<p>E19. I will mention 5 elements that people consider important to find a job in Albania nowadays: Please rank this 5 elements according to the importance they have for you in finding a job, ranking the 1st the most important element and so on! [Put 1 next to the most important factor, 2 next to the second important and so on]</p>	<table border="1"> <thead> <tr> <th></th> <th>Element</th> <th>Ranking 1-5</th> </tr> </thead> <tbody> <tr> <td>E19A</td> <td>Network/Friends</td> <td></td> </tr> <tr> <td>E19B</td> <td>Professional abilities</td> <td></td> </tr> <tr> <td>E19C</td> <td>Educational level</td> <td></td> </tr> <tr> <td>E19D</td> <td>Political affiliations</td> <td></td> </tr> <tr> <td>E19E</td> <td>Luck</td> <td></td> </tr> </tbody> </table>		Element	Ranking 1-5	E19A	Network/Friends		E19B	Professional abilities		E19C	Educational level		E19D	Political affiliations		E19E	Luck	
	Element	Ranking 1-5																	
E19A	Network/Friends																		
E19B	Professional abilities																		
E19C	Educational level																		
E19D	Political affiliations																		
E19E	Luck																		
<p>E20. Tani do t'ju permend disa profesione te caktuara si dhe disa faktorë të cilët njerëzit i konsiderojnë të rëndësishëm kur vendosin për të pranuar një punë të caktuar. Ju lutem a mund ti rendisni keto 4 faktorë sipas rëndësisë që ata kanë, duke vendosur te parin atë faktor që ju e konsideroni si më të rëndësishmin dhe kështu me rradhe të gjithë faktorët e tjere? [INT. Vendors 1 prane faktorit me te redesishem, 2 prane faktorit te dyte te permendur e kështu me rradhe]</p>	<table border="1"> <thead> <tr> <th></th> <th>Teacher</th> <th>Ranking 1-4</th> </tr> </thead> <tbody> <tr> <td>E20_1</td> <td></td> <td></td> </tr> <tr> <td>E20_1A</td> <td>Incomes/wage</td> <td></td> </tr> <tr> <td>E20_1B</td> <td>Security/stability of the job place</td> <td></td> </tr> <tr> <td>E20_1C</td> <td>The difficulties of the job place/tiredness</td> <td></td> </tr> <tr> <td>E20_1D</td> <td>Social status/ the respect that this profession has</td> <td></td> </tr> </tbody> </table>		Teacher	Ranking 1-4	E20_1			E20_1A	Incomes/wage		E20_1B	Security/stability of the job place		E20_1C	The difficulties of the job place/tiredness		E20_1D	Social status/ the respect that this profession has	
	Teacher	Ranking 1-4																	
E20_1																			
E20_1A	Incomes/wage																		
E20_1B	Security/stability of the job place																		
E20_1C	The difficulties of the job place/tiredness																		
E20_1D	Social status/ the respect that this profession has																		

E20_2	IT expert	Ranking 1-4	E20_3	Doctor	Ranking 1-4
E20_2A	Incomes/wage		E20_3A	Incomes/wage	
E20_2B	Security/stability of the job place		E20_3B	Security/stability of the job place	
E20_2C	The difficulties of the job place/tiredness		E20_3C	The difficulties of the job place/tiredness	
E20_2D	Social status/ the respect that this profession has		E20_3D	Social status/ the respect that this profession has	
E20_4	Mechanic/Plumber/ Electrician	Ranking 1-4	E20_5	Business Manager	Ranking 1-4
E20_4A	Incomes/wage		E20_5A	Incomes/wage	
E20_4B	Security/stability of the job place		E20_5B	Security/stability of the job place	
E20_4C	The difficulties of the job place/tiredness		E20_5C	The difficulties of the job place/tiredness	
E20_4D	Social status/ the respect that this profession has		E20_5D	Social status/ the respect that this profession has	
E20_6	Architect/Engineer	Renditja 1-4	E20_7	Public servant	Ranking 1-4
E20_6A	Incomes/wage		E20_7A	Incomes/wage	
E20_6B	Security/stability of the job place		E20_7B	Security/stability of the job place	
E20_6C	The difficulties of the job place/tiredness		E20_7C	The difficulties of the job place/tiredness	
E20_6D	Social status/ the respect that this profession has		E20_7D	Social status/ the respect that this profession has	

DEMOCRACY AND POLITICS

[INTERVIEWER: In none of the questions, please do not read the alternative (9) No answer]

F1. How much informed/ interested are your parents regarding politics?	(1) Very interested (2) Interested (3) Somehow interested (4) Not interested (5) Not interested at all (9) I don't know/No answer					
F2. What about you, how much informed/interested are YOU regarding the following levels of politics?	Very interested	Inter-ested	Somehow inter-ested	Not inter-ested	Not interested at all	I don't know/No answer
F2.1. In world level	1	2	3	4	5	9
F2.2. In Balkan level	1	2	3	4	5	9
F2.3. In Albania	1	2	3	4	5	9
F3. How similar are your political beliefs with those of your parents?	(1) A lot (2) Somehow (3) A little (4) Not at all (9) I don't know/No answer					
F4. If you remember, how many times have you voted since you have had the right to vote? [Interviewer: If it is necessary remember to the respondent that the last year's elections have been in: 2005, 2007, 2009, 2011, 2013]	(1) In every possible voting (2) In the majority of voting (3) In a few voting (4) Never (9) I don't know/No answer					
F5. According to your opinion, how much does your vote count in the way the country is governed?	Power / Degree	A lot	Some-how	A few	Not at all	No answer
	F5.1. For the central government (Parliament)	1	2	3	4	9
	F5.2. For the local government (municipality)	1	2	3	4	9
F6. Would you like that the parties choose the deputies with a close list like it is now, or that you could choose them with an open list?	(1) With close list (2) With open list (9) I don't know/No answer					

<p>F7. Which are your main sources of information regarding politics? [(It is allowed more than one answer)]</p>	<p>A. Internet B. TV C. Daily newspapers D. Radios E. Family conversations F. Friends conversations G. Other _____</p>	
<p>F8. F8. In general, your political beliefs are: Please use the evaluation scale from 1-10, in which 1 means "Extreme left" and 10 means "Extreme Right"</p>	<p>Extreme Left-----Extreme Right</p> <p>1 2 3 4 5 6 7 8 9 10</p> <p>99. I don't know/I don't have political beliefs</p>	
<p>F9A. Do you think that the vote is bought in Albania?</p>	<p>(1) Yes (2) No (9) I don't know/No answer (88) Refuse</p>	
<p>F9B. During the elections you have participated, have to you or to your parents been offered to buy the vote?</p>	<p>(1) Yes (2) No (9) I don't know/No answer (88) Refuse</p>	
<p>F10. How much represented do you feel from youngsters in politics?</p>	<p>(1) A lot (2) Somehow (3) A little (4) Not at all (9) I don't know/No answer</p>	
<p>F11. Do you think that the gender quota (participation of more women in politics) increases the quality of politics?</p>	<p>(1) A lot (2) Somehow (3) A little (4) Not at all (9) I don't know/No answer</p>	
<p>F12. What do you think regarding the profession of a politician?</p>	<p>F12A. With regard to difficulties: (1) Difficult (2) Easy (9) I don't know/No answer</p>	<p>F12b. With regard to benefits: (1) Beneficial (2) Not beneficial (9) I don't know/No answer</p>

F13. In general, how much do you believe to the following institutions?

	A lot	Somehow	A little	Not at all	I don't know
F13.1 Political Parties	1	2	3	4	9
F13.2 Central Election Committee	1	2	3	4	9
F13.3 Parliament of Albania	1	2	3	4	9
F13.4 Central Government	1	2	3	4	9
F13.5 Local government/ mayor/councillors	1	2	3	4	9
F13.6 General Prosecution	1	2	3	4	9
F13.7 Police	1	2	3	4	9
F13.8 High State Control	1	2	3	4	9
F13.9 Heads of religion	1	2	3	4	9
F13.10 Courts	1	2	3	4	9
F13.11 Media	1	2	3	4	9
F13.12 Syndicates	1	2	3	4	9
F13.13 NGO-s	1	2	3	4	9

F14. In general, how much satisfied are you with the level of democracy in the country?

- (1) Very satisfied
- (2) Satisfied
- (3) Somehow satisfied
- (4) Not satisfied
- (5) Absolutely not satisfied
- (9) I don't know/No answer

GOVERNING AND DEVELOPMENT

[INTERVIEWER: In none of the questions, please do not read the alternative (9) No answer]

G1. According to your opinion, how much critical are the following elements for the country's development?

		A lot	Some-how	A little	Not at all	I don't know/ No answer
1	Increase of poverty	1	2	3	4	9
2	Unemployment	1	2	3	4	9
3	Environmental pollution	1	2	3	4	9
4	Threatening from terroristic attacks	1	2	3	4	9
5	Threatening from spread of HIV	1	2	3	4	9
6	Threatening from spread of cancer	1	2	3	4	9
7	Not respecting the legislation	1	2	3	4	9
8	Instability of job places	1	2	3	4	9
9	Risking health and life in the job place	1	2	3	4	9
10	Emigrants changing Albanian nationality	1	2	3	4	9
11	Threatening from street criminals	1	2	3	4	9
12	Different trafficking	1	2	3	4	9
13	Climate changes	1	2	3	4	9
14	Threatening from radical/extreme religion	1	2	3	4	9

<p>G2. According to your opinion, how will the economic conditions of Albanians be in the next 10 years?</p>	<ol style="list-style-type: none"> 1. It will improve a lot 2. It will improve somehow 3. It will remain the same 4. It will not improve 5. It will not improve at all (they will denigrate) 9. I don't know/No answer
<p>H1. Do you think that Albania should enter EU and how would you vote in a possible referendum?</p>	<ol style="list-style-type: none"> (1) Pro (2) Against (3) I would not participate in the voting (9) I don't know/No answer
<p>H2. What effects would bring the integration in the EU?</p>	<ol style="list-style-type: none"> (1) Economic and political development (2) Economic development (3) Political development (4) It would not change anything (5) Economic problems (6) Political problems (7) Economic and political problems (9) I don't know/No answer
<p>H3. When do you think Albania will join EU?</p>	<ol style="list-style-type: none"> (1) Within next 5 years (2) Within next 10 years (3) It will take more than 10 years (4) It will take more than 20 years (5) Never (9) I don't know/No answer
<p>H4. With what do you connect European Integration?</p>	<ol style="list-style-type: none"> (1) Free movement and visa liberalization (2) Free movement of goods (no tax barriers) (3) Easier living and employment in EU countries (4) Use of EURO in the internal market (5) Economic/financial crises of EU (6) All of them together (9) I don't know/No answer
<p>H5. In general, how would you evaluate the attempts of the Albanian government to integrate in EU?</p>	<ol style="list-style-type: none"> (1) Absolutely enough (2) Enough (3) Somehow enough (4) Not enough (5) Absolutely not enough (1) I don't know/No answer

