

AAP Live/Virtual Events – Accessing Sessions and Claiming Credit

[Launch the Activity](#) | [Access Sessions](#) | [Monitor Progress](#) | [Claim CME Credit](#) | [Claim MOC Credit](#)

Launch the Activity

1. Go to <https://www.aap.org/en/pedialink/>
2. Click on the AAP Login Button

AAP Home Policy Advocacy **PediaLink** Patient Care Practice Management Community Healthy Children shopAAP Create Account Login Explore AAP

American Academy of Pediatrics
DEDICATED TO THE HEALTH OF ALL CHILDREN®

Search All AAP

PediaLink: AAP Education — Where Knowledge Thrives

Welcome to PediaLink

Your gateway to trusted, high-quality education in pediatrics, offering a rich gallery of live, virtual, and online learning experiences thoughtfully tailored for personalized learning at every career stage.

Be sure to come back often to explore our ever-evolving resources, cultivating your knowledge and expertise across the dynamic field of pediatrics.

[Login](#)

Pediatricians & Other Care Providers

Take action to fill knowledge gaps, earn essential continuing education credits, prepare for MOCA-Peds, and stay consistently updated in the ever-evolving field of pediatrics.

Trainees

Gear up for high-pressure exams and prepare for the Boards, foster understanding of concepts and develop essential skills, empower independent learning, and underpin your sub-specialty training.

Medical Students

Augment clerkship training, gain a deeper understanding of foundational concepts, become familiar with the field of pediatrics, and tap into invaluable resources relied upon by pediatric trainees.

Program Directors & Admins

Enhance curriculum and learning objectives by accessing high-quality educational resources. Effectively manage and track trainee progress and performance to gauge understanding and address knowledge gaps.

3. Enter your AAP Login and password and click the “Login” button.

AAP Home Policy Advocacy Learning Patient Care Practice Management Community Healthy Children shopAAP Create Account Login Explore AAP

American Academy of Pediatrics
DEDICATED TO THE HEALTH OF ALL CHILDREN®

Search All AAP

My Account

Login

My Account / Login

Please login using your AAP Primary Email and Password and you will be directed back to <https://pedialink.aap.org>.

Login

Email

Password

Remember me

Login

Need help signing in?
[Reset Password](#)
[Help](#)

Important Notice
Login is the Primary Email address associated with your account.

Primary Email is where you receive AAP emails. You will be required to know this email to login. Your Password will remain the same.
[Login FAQ](#)

For further assistance, please visit the [AAP Support Center](#).

Don't have an account?
Click [Create an Account](#) below! AAP Membership is not required to create an account.

Create an Account

4. From the PediaLink landing page, locate your activity from the “Your Educational Experiences” section and click the Open button

AAP Home Policy Advocacy PediaLink Patient Care Practice Management Community Healthy Children shopAAP My Account Explore AAP

American Academy of Pediatrics
DEDICATED TO THE HEALTH OF ALL CHILDREN®

Search All AAP

PediaLink: AAP Education — Where Knowledge Thrives

Welcome!
Take action to fill knowledge gaps, earn essential continuing education credits, prepare for MOCA-Peds, and stay consistently updated in the ever-evolving field of pediatrics.





[Learning Plan](#)

PediaLink Site Feedback
We want to hear from you! Click here to give us feedback and ideas to further enhance your PediaLink experience.

[Feedback Form](#)

Your Educational Experiences

[Library](#)

 <p>2022 PREP Hematology-Oncology PREP, CME/MOC</p> <p>Open</p>	 <p>2022 PREP Palliative Medicine PREP, CME/MOC</p> <p>Open</p>	 <p>2023 PREP Hematology-Oncology PREP, CME/MOC</p> <p>Open</p>	 <p>2022 Pediatrics in Review Journals, CME/MOC</p> <p>Open</p>	<p>Find more educational experiences here.</p>
---	---	---	---	--

5. If you do not see your activity from the “Your Educational Experiences” section, you may use the Library button.

The screenshot shows the PediaLink AAP Education website. At the top, there is a navigation bar with links for AAP Home, Policy, Advocacy, PediaLink, Patient Care, Practice Management, Community, and Healthy Children. On the right side of the navigation bar, there are links for shopAAP, My Account, and Explore AAP. Below the navigation bar is the American Academy of Pediatrics logo and a search bar labeled "Search All AAP".

The main content area is divided into several sections:

- PediaLink: AAP Education — Where Knowledge Thrives**: A blue header section.
- Welcome!**: A section with the text "Take action to fill knowledge gaps, earn essential continuing education credits, prepare for MOCA-Peds, and stay consistently updated in the ever-evolving field of pediatrics." Below this text is a button labeled "Learning Plan".
- PediaLink Site Feedback**: A dark blue section with the text "We want to hear from you! Click here to give us feedback and ideas to further enhance your PediaLink experience." Below this text is a button labeled "Feedback Form".
- Your Educational Experiences**: A section with a button labeled "Library" and a red arrow pointing to it.

Vertical "Feedback Form" labels are visible on the right side of the "Welcome!", "PediaLink Site Feedback", and "Your Educational Experiences" sections.

Navigate the Activity

1. From the Course Home page, you may use the navigation options on the header or footer of the content window to move forward and backward in single steps. Depending on the course layout, you may also move forward or backward in larger steps to jump to a specific area of the activity, from the corresponding Course Navigation area.

Example of activity with Course Navigation on the top of page.

The screenshot shows the top portion of a course page. At the top is the American Academy of Pediatrics (AAP) logo and navigation links for 'shopAAP', 'My Account', and 'Explore AAP'. Below this is the 'PediaLink' header with a language dropdown set to 'English (United States) (en_us)'. The breadcrumb trail reads 'Dashboard / 2023 Best of Practical Pediatrics CME December Virtual Course / Home'. A 'Next >' button is visible in the top right corner, highlighted with a red arrow. Below the breadcrumb is a note: 'Please note: All sessions are in Central Standard Time (CST)'. A 'Course Navigation' menu is highlighted with a green box, containing buttons for 'Home', 'Sessions', 'MOC Part 2 Information', 'Evaluation', 'Claim CME Credit', 'CME Information and Disclosures', 'Faculty', and 'Help'. Below the menu is a 'Course Agreement' section with a checkbox and a link to 'activity overview and disclosures'. The main content area features a blue banner: 'Welcome to the 2023 Best of Practical Pediatrics CME December Virtual Course'. Below the banner, there is introductory text and a list of course details including sessions, MOC assessments, evaluation, and accreditation. At the bottom right of the content area, another 'Next >' button is highlighted with a red arrow.

Example of activity with Course Navigation on right hand rail.

The screenshot shows a course page for 'Caring for Children and Adolescents with Tourette Syndrome'. The top navigation is identical to the previous screenshot. The breadcrumb trail is 'Dashboard / Caring for Children and Adolescents with Tourette Syndrome Virtual Live / Home'. A 'Next >' button is highlighted with a red arrow in the top right. The main content area has a blue banner: 'Welcome to Caring for Children and Adolescents with Tourette Syndrome'. Below the banner is introductory text and a 'Join the Day's Sessions' button. At the bottom left of the content area, another 'Next >' button is highlighted with a red arrow. On the right side, a 'Main Menu' section is highlighted with a green box, containing links for 'Home', 'Sessions', 'Assessment', 'Faculty', and 'CME Information'. Below the main menu is a 'Utility Links' section with links for 'Claim Credit', 'Course Evaluation', and 'Help'.

Access Sessions

1. From the Course Navigation menu, locate the button or link that is labeled as Sessions.
 - For activities that have the Navigation options on the top of the page, you may either click on the button that says Sessions to access the session listing page, or you can click on the arrow on the right side of the button to select available sessions from a drop down menu.

The screenshot shows the AAP PediaLink interface for the '2023 Best of Practical Pediatrics CME December Virtual Course'. The 'Course Navigation' menu is open, and the 'Sessions' option is selected, displaying a dropdown list of dates and session times. A red box highlights the session '11:00AM | Inattentive, Autistic, or Delayed: Whic...'. The page also includes a 'Please note: All sessions are in Central Standard Time (CST)' and a 'We' banner for the course.

- For activities that have Navigation options on right hand rail, clicking on the link will take you to a page that contains a listing of the sessions.

The screenshot shows the AAP PediaLink interface for the 'Caring for Children and Adolescents with Tourette Syndrome Virtual Live' course. The 'Main Menu' on the right side of the page has the 'Sessions' link highlighted in red. The main content area displays a 'Welcome to Caring for Children and Adolescents with Tourette Syndrome' message and a 'Join the Day's Sessions' button.

- Depending on the course format, the session listing page view will either display as a condensed list that contains individual links for each session, or a fully detailed listing page that contains playback and viewing options.

Example of a session listing page that displays a condensed list that contains individual links for each session

The screenshot displays the American Academy of Pediatrics (AAP) PediaLink website interface. At the top, the AAP logo and tagline "DEDICATED TO THE HEALTH OF ALL CHILDREN" are visible on the left, and navigation links for "shopAAP", "My Account", and "Explore AAP" are on the right. Below the header, the page title is "English (United States) (en_us)". The main content area shows the breadcrumb "Dashboard / 2023 Best of Practical Pediatrics CME December Virtual Course / Sessions". A note states: "Please note: All sessions are in Central Standard Time (CST)". A "Course Navigation" menu includes links for Home, Sessions (selected), MOC Part 2 Information, Evaluation, Claim CME Credit, CME Information and Disclosures, Faculty, and Help. The sessions are listed by date: Friday, December 1, 2023; Saturday, December 2, 2023; and Sunday, December 3, 2023. Each day's sessions are listed with a time slot and a link to the session details. For example, on Friday, December 1, 2023, sessions include "09:10AM | Arboviral Infections" and "09:45AM | You Had Me at Eczema: A Practical Guide to Eczema Management". The page concludes with "Previous" and "Next" navigation buttons.


If accessing a session through a link on the condensed session list page, it will then open to the session details with options for playback. You can also navigate to different sessions by either using the previous or next buttons on the top header or bottom footer, or jump directly to a different session by using the drop down menu from the sessions button.

The screenshot displays the PediaLink interface for a CME course. At the top, the American Academy of Pediatrics logo and navigation links like 'shopAAP', 'My Account', and 'Explore AAP' are visible. The breadcrumb trail indicates the current page is 'Sessions / Saturday, December 2, 2023 / 11:00AM | Inattentive, Autistic, or Delayed: Which Is It?'. Navigation buttons for '< Previous' and 'Next >' are located at the top and bottom of the page.



A 'Course Navigation' menu is open, showing options for 'Home', 'Sessions', 'MOCK Part 2 Information', 'Evaluation', 'Claim CME Credit', 'CME Information and Disclosures', 'Faculty', and 'Help'. The 'Sessions' dropdown is expanded, listing dates from Friday, December 1, 2023, to Sunday, December 3, 2023, with a list of session topics and times for Saturday, December 2, 2023, including '09:00AM | SEMINAR-Tricks and Tips When All Ets...', '09:00AM | SEMINAR-Office Based Orthopaedics', '11:00AM | Inattentive, Autistic, or Delayed: Which...', '11:35AM | Musculoskeletal Infections', '12:10PM | What I Learned in the First Ten Years ...', '12:45PM | Question-and-Answer Session', '01:35PM | Tick-borne Diseases', '02:10PM | Long Term Outpatient Respiratory an...', '02:45PM | Travel-associated Infections', and '03:20PM | Question-and-Answer Session'. A red arrow points to the 'Sessions' dropdown menu.


The main content area features a blue header for the session 'Sat G51 - Inattentive, Autistic, or Delayed: Which Is It?' by Dr. Fisher. Below this, the speaker's name 'Paul Graham Fisher, MD, FRCP, FAAP' is listed. The session details include a video player with the AAP logo and a play button, along with 'Download Slides' and 'Evaluation' buttons. The session type is 'Live General Session', and the date and time are 'Saturday, December 2 | 11:00 AM - 11:35 AM CST'. A 'Related Resource(s)' section lists 'Presentation Slides - Download'.

Example of a session listing page that contains a full detailed listing of sessions with playback and viewing options






American Academy of Pediatrics
DEDICATED TO THE HEALTH OF ALL CHILDREN

[shopAAP](#)  [My Account](#)  [Explore AAP](#)



[PediaLink](#)

English (United States) (en_us) 

- [Dashboard](#)
- [ShopAAP](#)
- [PediaLink](#)
- [AAP Transcript](#)
- [AAP Account Library](#)

[Dashboard](#) / [Caring for Children and Adolescents with Tourette Syndrome Virtual Live](#) / [Sessions](#)

[< Previous](#)
[Next >](#)

Session Schedule

Originally Recorded on Wednesday, June 29th, 2022

Caring for Children and Adolescents with Tourette Syndrome

Caring for Children and Adolescents with Tourette Syndrome

MEDICATIONS FOR OBSESSIVE COMPULSIVE DISORDER

Serotonergic (serotonin-enhancing)	Medication	Dose Range
• Starting doses	Citalopram	10-40mg
• Titration time period	Escitalopram	10-20mg
• Goal dose	Paroxetine	10-80mg
• Common side effects	Fluvoxamine	50-300mg
• Activation	Paroxetine	10-60mg
	Sertraline	50-200mg
	Clomipramine	50-200mg

American Academy of Pediatrics
DEDICATED TO THE HEALTH OF ALL CHILDREN

[Download Slides](#)
[Evaluation](#)

Please note: all times CDT

- Welcome and Introductions - 12:30 pm
- Family/Personal Story - 12:35 pm
- Cite the criteria used to diagnose Tourette Syndrome and other tic disorders - 12:40 pm
- Understand and identify different types of tics. (motor vs phonic vs complex. etc) - 12:50 pm
- Identify and describe common co-occurring conditions with Tourette Syndrome. (AD/HD, OCD, mood regulation, executive functioning, anxiety) - 1:00 pm
- Identify and describe the range of effective management and treatment strategies for Tourette Syndrome. (pharmacologic/non-pharmacologic) focus on tic treatment - 1:10 pm
- Live Q&A - 1:20 pm
- Wrap-up Panel/Sharing of Resources - 1:30 pm

Last modified: Tuesday, July 19, 2022, 11:32 AM

Caring for Children and Adolescents with Tourette Syndrome

Main Menu

- [Home](#)
- [Sessions](#)
- [Assessment](#)
- [Faculty](#)
- [CME Information](#)

Utility Links

- [Claim Credit](#)
- [Course Evaluation](#)
- [Help](#)

Course completion status

Status: *In progress*

All criteria below are required:

Required criteria	Status
Activity completion	1 of 4

[More details](#)

If the full details and playback options are showing from the general session listing page, you can navigate to different sessions by scrolling down on the session listing page, which will be listed in order from oldest to newest.

The screenshot shows a web interface with a sidebar on the left and a main content area on the right. The sidebar contains five menu items: Dashboard, ShopAAP, PediaLink, AAP Transcript, and AAP Account Library. The main content area is titled 'Session Details' and contains four session cards, each with a title, session type, time, and speaker(s).

Session Title	Session Type	Session Time	Speaker(s)
Welcome and Introductions	Live / General Session	12:30 PM - 12:35 PM CDT	Joohi Jimenez-Shahed, MD Emma O'Connell Anthony Rostain, MD
Family/Personal Story	Live / General Session	12:35 PM - 12:40 PM CDT	Emma O'Connell
Criteria used to diagnose Tourette Syndrome and other tic disorders	Live / General Session	12:40 PM - 12:50 PM CDT	Anthony Rostain, MD
Understand and identify different types of tics	Live / General Session	12:50 PM - 1:00 PM CDT	Joohi Jimenez-Shahed, MD

Monitor Progress

1. If applicable to the activity, a Course completion status section will be available to reference that contains information of your progress for meeting requirements to be eligible for claiming CME credit that is offered with the activity. You can click the More details link to view a full break down of the requirements and how your actions are aligning with the completion of certain criteria.

American Academy of Pediatrics
DEDICATED TO THE HEALTH OF ALL CHILDREN

shopAAP My Account Explore AAP

PediaLink English (United States) (en_us)

Dashboard ShopAAP PediaLink AAP Transcript AAP Account Library

Dashboard / Caring for Children and Adolescents with Tourette Syndrome Virtual Live / Home

Welcome to Caring for Children and Adolescents with Tourette Syndrome

This course is designed to provide clinicians with practical tips, knowledge, and resources to effectively identify and diagnose Tourette Syndrome and other tic disorders. Learners will also be able to describe common co-occurring conditions with Tourette Syndrome. Finally, learners will be able to describe the range of effective management and treatment strategies of Tourette Syndrome. This course will increase competence surrounding Tourette Syndrome, thereby supporting efforts to improve patient outcomes.

Join the Day's Session

Last modified: Wednesday, June 29, 2022, 10:24 AM

Course completion status

Status: *In progress*

All criteria below are required:

Required criteria	Status
Activity completion	2 of 4

More details

2. The Course progress details page will display the overall course completion status, as well as the status and completion dates for the individual components that are needed to fulfill the course completion requirements .

American Academy of Pediatrics
DEDICATED TO THE HEALTH OF ALL CHILDREN

shopAAP My Account Explore AAP

PediaLink English (United States) (en_us)

Dashboard ShopAAP PediaLink AAP Transcript AAP Account Library

Dashboard / Caring for Children and Adolescents with Tourette Syndrome Virtual Live / Home / Completion progress details

Status *In progress*

Required All criteria below are required

Criteria group	Criteria	Requirement	Status	Complete	Completion date
Activity completion	Assessment	Viewing the quiz. Achieving metric. Achieving passing grade	No	-	-
(all required)	Click the box above to agree Please review the CO...	Marking yourself complete	Yes	21 Feb 2024, 1:18	
	Session Schedule	Viewing the page	Yes	21 Feb 2024, 1:25	
	CME Attestation I have completed all aspects of t...	Marking yourself complete	No	-	-

Next

Next

Claim CME Credit

1. You may access the Claim Credit page from the corresponding option from the navigation menu

Example of Claim Credit option appearing on the top of page.

American Academy of Pediatrics
DEDICATED TO THE HEALTH OF ALL CHILDREN™

shopAAP My Account Explore AAP

PediaLink English (United States) (en_us)

Dashboard / 2023 Best of Practical Pediatrics CME December Virtual Course / Home

Please note: All sessions are in Central Standard Time (CST)

Course Navigation

- Home
- Sessions
- MOC Part 2 Information
- Evaluation
- Claim CME Credit
- CME Information and Disclosures
- Faculty
- Help

Course Agreement

Please review the [activity overview and disclosures](#) and accept the terms before proceeding.

Welcome to the 2023 Best of Practical Pediatrics CME December Virtual Course

The American Academy of Pediatrics (AAP) strives to provide the Best Pediatric CME/CPD for the Best Pediatric Care and we're glad that you're joining us in this in-person AAP learning activity.

Please use the course navigation menu to access the following:

- Sessions:** Course Materials (PowerPoint slides and Session Recordings)
The electronic materials for this course will remain available on the course page on PediaLink™ until 6/4/24. Recordings from the concurrent seminars will be recorded and made available to learners in the weeks after the course. Learners will receive an email update when these are posted.
- MOC Assessments/Information:** To earn 12 ABP MOC Part 2 points, there is a post-course self-assessment. *There is no pre-test requirement to earn MOC Part 2 points for this CME Activity.* You must attend the virtual course and complete a post-course self-assessment with a score of at least 80%. The post-course self-assessment will open when the course ends on 12/3/23 and will be available until 5:00 pm (CST) on 6/4/24.
- Course Evaluation**
- CME Information and Disclosure Grid:** Provides accreditation and CME credit information for the course. Live on-line content is available 12/1/23-12/3/23, and Internet Enduring content is available 12/3/23-6/4/24.

Example of Claim Credit option appearing on the right hand rail

American Academy of Pediatrics
DEDICATED TO THE HEALTH OF ALL CHILDREN™

shopAAP My Account Explore AAP

PediaLink English (United States) (en_us)

Dashboard / My courses / 2022 Pediatric Obesity Course From Early Identification to Treatment / Home

Welcome to the 2022 Pediatric Obesity Course From Early Identification to Treatment Course

Why Is This Topic Important?

Pediatric obesity has worsened dramatically over the last two years. The toll of the pandemic on some of our most vulnerable patients has been staggering. Obesity is a chronic disease and, as such, early identification and effective management are critical. Fortunately, the past few years have also brought advances in the treatment of obesity. Advances have been broad in behavioral interventions, bariatric surgery and pharmacotherapy. This course is designed for pediatricians, family physicians and pediatric allied health professionals seeking to improve their skills in treating obesity. This educational experience combines didactic training sessions, expert panels, and on-demand programming for an engaging and comprehensive training.

[Join the Day's Sessions](#)

Sponsored by the American Academy of Pediatrics Section on Obesity

Last modified: Monday, April 25, 2022, 11:33 AM

2022 Pediatric Obesity Course
From Early Identification to Treatment

Course Navigation

- Home
- Day 1 Sessions
- Day 2 Sessions
- Primer Recording
- Assessment
- About the Course

Utility Links

- Claim Credit
- Evaluation
- Faculty
- Help

- From the Claim Credit page, you will be able to view instructions on claiming credit, and opportunity to complete the required CME Attestation (if applicable).

American Academy of Pediatrics
DEDICATED TO THE HEALTH OF ALL CHILDREN™

shopAAP My Account Explore AAP

PediaLink English (United States) (en_us)

Dashboard / 2023 Best of Practical Pediatrics CME December Virtual Course / Claim CME Credit

[← Previous](#) [Next →](#)

Please note: All sessions are in Central Standard Time (CST)

Course Navigation

Home Sessions MOC Part 2 Information Evaluation **Claim CME Credit** CME Information and Disclosures Faculty Help

Claim CME Credit

When you are ready to claim CME credit for this course, complete the CME Attestation below, then click the blue "Claim CME Credit" button to be taken to the AAP Transcript System.

If you have any issues obtaining your credit, please use the AAP Transcript tool to [submit a discrepancy to the AAP Accreditation unit](#).

CME Attestation

I have completed all aspects of this CME activity for which I intend to claim a maximum of 21.50 AMA PRA Category 1 Credits™ commensurate with the extent of my participation, and I do not intend to claim any additional credit. **Once I claim credit in the AAP Transcript system, I understand that I will not be able to change the amount of credit claimed.**

Please check the box above and then use the [Claim CME Credit](#) link below to begin the CME credit claim process. When you have completed this attestation, you can then navigate to the AAP Transcript system to finish claiming your credit and access your CME certificate of participation.

[Claim CME Credit](#)

Use the button below to claim your CME credit starting December 3rd, 2023.

[Claim CME Credit](https://www.aap.org/en/my-account/education/activities-credit-management/?q=60939)

American Academy of Pediatrics
DEDICATED TO THE HEALTH OF ALL CHILDREN™

shopAAP My Account Explore AAP

PediaLink English (United States) (en_us)

Dashboard / My courses / 2022 Pediatric Obesity Course From Early Identification to Treatment / Claim Credit

[← Previous](#) [Next →](#)

Claim Credit Instructions

Once you have completed the requirements for claiming CME and/or MOC Part 2 credit, links to claim your credit(s) via the AAP Transcript will be available below.

If you have any issues obtaining your credit, please use the AAP Transcript tool to [submit a discrepancy to the AAP Accreditation unit](#).

CME Attestation

I have completed all aspects of this CME activity for which I intend to claim AMA PRA Category 1 Credits™ commensurate with the extent of my participation, and I do not intend to claim any additional credit. **Once I claim credit in the AAP Transcript system, I understand that I will not be able to change the amount of credit claimed.**

Please check the box above and then use the [Claim CME Credit](#) link below to begin the CME credit claim process. When you have completed your attestation, you can then navigate to the AAP Transcript system to finish claiming your credit and to access your CME certificate.

[Claim CME Credit](#)

Restricted Not available unless: The activity **CME Attestation** I have completed all aspects of t... is marked complete

[Claim MOC Part 2 Credit](#)

Restricted Not available unless: The activity **Assessment** is complete and passed

[← Previous](#) [Next →](#)

2022 Pediatric Obesity Course
From Early Identification to Treatment

Course Navigation

Home Day 1 Sessions Day 2 Sessions Primer Recording Assessment **About the Course**

Utility Links

[Claim Credit](#)
[Evaluation](#)
[Faculty](#)
[Help](#)

Course completion status

Status: *In progress*

All criteria below are required:

Required criteria	Status
Activity completion	2 of 6

[More details](#)

Claim MOC Credit

1. For MOC credit, the Assessment would need to be completed. You can access from the corresponding link in the Course Navigation menu.

American Academy of Pediatrics
DEDICATED TO THE HEALTH OF ALL CHILDREN™

shopAAP My Account Explore AAP

PediaLink English (United States) (en_us)

Dashboard / 2023 Best of Practical Pediatrics CME December Virtual Course / MOC Part 2 Information

Please note: All sessions are in Central Standard Time (CST)

Course Navigation

- Home
- Sessions
- MOC Part 2 Information**
- Evaluation
- Claim CME Credits
- CME Information and Disclosures
- Faculty
- Help

MOC Part 2 Information

This online self-assessment is a bonus to the course and is designed to further enhance your understanding of the content. The MOC self-assessment is available to all course participants.

Diplomates of the American Board of Pediatrics (ABP) are eligible to claim **17 ABP MOC Part 2 points** by completing the self-assessment testing. To do so you must participate in the on-line course and complete the post-course self-assessment with a minimum score of 80%. **There is no pre-test requirement to earn MOC Part 2 points for this CME Activity. It will be available before the start of the course to help assess your understanding of the content.**

The post-course self-assessment will open the last day of the course at 1:15 pm. It will remain available until June 4, 2024 at 5:00 pm (CDT). You may repeat the test as often as needed to achieve a passing score.

NO EXTENSIONS TO THESE DEADLINES CAN BE GRANTED

Note: Participation in MOC testing has no bearing on your eligibility to earn CME credits. You are only required to participate in the MOC self-assessments only if you wish to earn MOC points.

Pre-Course Self-Assessment

Post-Course Self-Assessment

Claim MOC Credit

Claiming MOC Part 2 Credit

After completing the post-course self-assessment with a minimum score of 80%, diplomates of the ABP must follow the steps below to claim MOC Part 2 credit.

1. Log on to <http://transcript.aap.org> with your AAP Username and Password
 - Note: If you are already logged into PediaLink (www.pedialink.org), click on the **Continuing Education** tab then the **CME Transcript** button to access the transcript site and continue to step 2.
2. Next to the course title with MOC noted, click the **Claim** link to initialize MOC Part 2 reporting.
3. Click the **Confirm Claiming** box to complete the claiming process – after you have claimed your MOC credit, the ABP will be notified of your successful completion of this assessment.

[Claim MOC Part 2 Credits](https://www.aap.org/en/my-account/education/activities-credit-management?qa=60941)

<https://www.aap.org/en/my-account/education/activities-credit-management?qa=60941>

American Academy of Pediatrics
DEDICATED TO THE HEALTH OF ALL CHILDREN™

shopAAP My Account Explore AAP

PediaLink English (United States) (en_us)

Dashboard / My courses / 2022 Pediatric Obesity Course From Early Identification to Treatment / Assessment

Assessment

Assessment

Participants must successfully complete the post activity quiz with a minimum passing score of 70% or higher to receive MOC Part 2 Points for this activity.

Claim MOC Part 2 Credit

Restricted Not available unless: The activity **Assessment** is complete and passed

Course Navigation

- Home
- Day 1 Sessions
- Day 2 Sessions
- Primer Recording
- Assessment**
- About the Course

Utility Links

- Claim Credit
- Evaluation
- Faculty
- Help

If these steps were used to correct an issue but the issue persists, please contact the Member and Customer Care at 800.433.9016 or email us at mcc@aap.org for further assistance