

PANCREATIC Cancer

Pancreatic Cancer Fact Sheet, District of Columbia, 2011-2020

#6

most commonly **diagnosed** cancer (15.5 per 100,000), 2011-2020.

#5

leading cause of cancer **deaths** (13.1 per 100,000), 2011-2020.

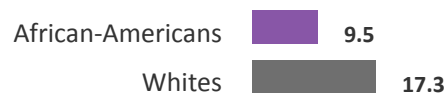
Over this time period, pancreatic cancer incidence was **1.5x** higher for **African-Americans** compared to whites.



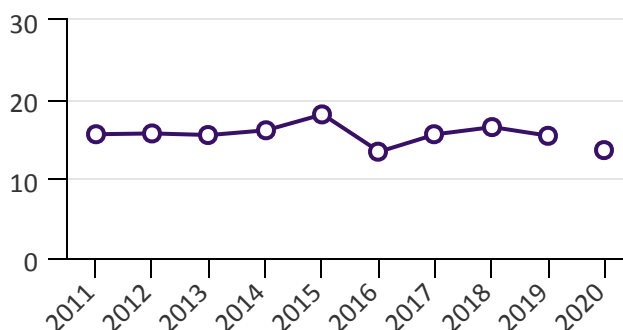
Over this time period, pancreatic cancer mortality was **1.7x** higher for **African-Americans** compared Whites.



For diagnosis years 2011-2018, the 5 year pancreatic cancer **survival rate** was almost **2x** higher for Whites than African Americans.

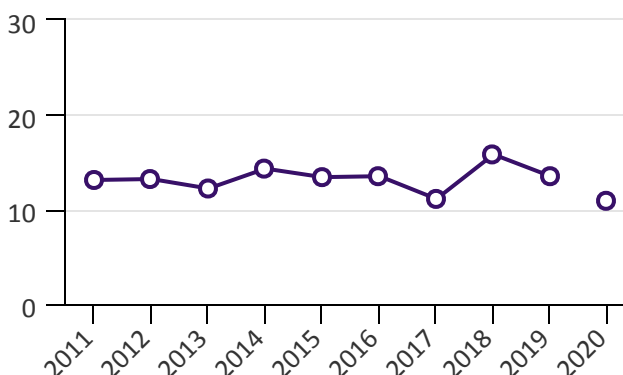


Age-adjusted incidence, 2011 to 2020*



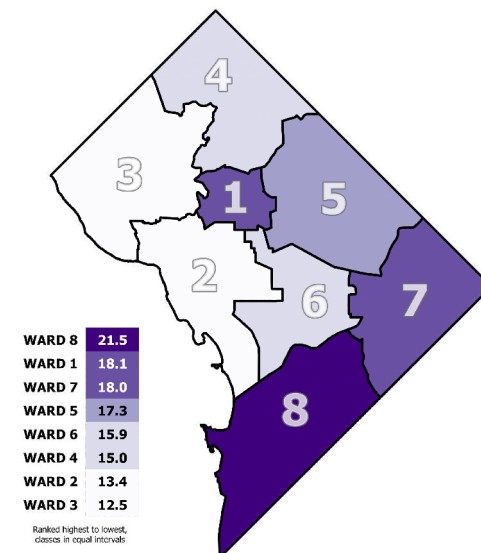
Pancreas cancer incidence did not significantly increase or decrease over this time period.

Age-adjusted mortality, 2011 to 2020*



Pancreas cancer mortality did not significantly increase or decrease over this time period.

10 year, age-adjusted pancreatic cancer incidence rates by ward (per 100,000), 2011-2020



10 year, age-adjusted pancreatic cancer mortality rates by ward (per 100,000), 2011-2020

