




CANCER in the District


Cancer is the second leading cause of death in the District of Columbia (2011-2020).

 DC Cancer **diagnosis** rates are higher for **men** compared to women (456.8 versus 405.6 per 100,000).

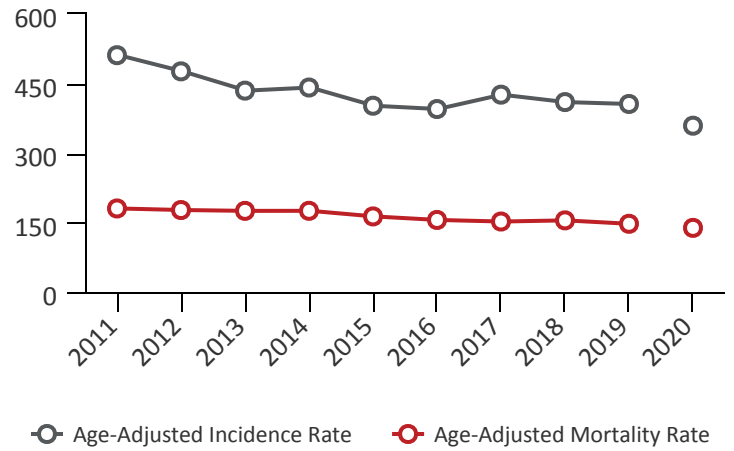
 DC Cancer **deaths** are higher for **men** compared to women (185.7 versus 146.3 per 100,000).

 **African Americans** had a higher **incidence rate** compared to Whites (468.7 versus 356.9 per 100,000).

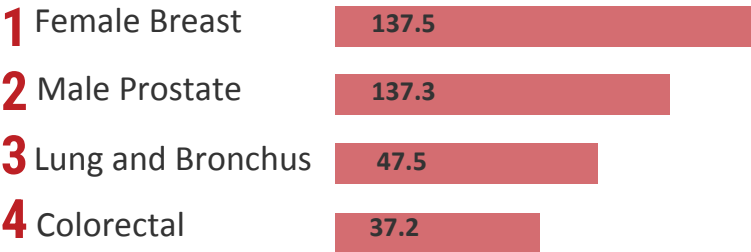
 **African Americans** had a higher **mortality rate** compared to Whites (204.9 versus 102.4 per 100,000).

 For diagnosis years 2011-2018, the **five-year cancer survival rate** was higher for **Whites** than African-Americans (75.7% versus 57.8%).

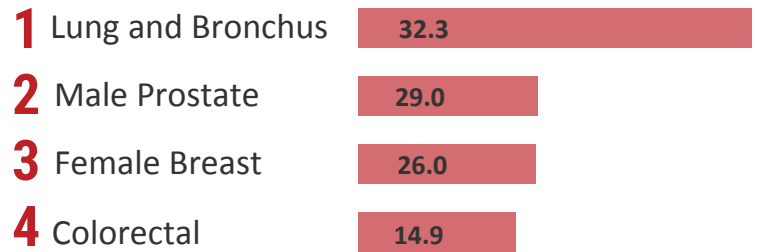
Age-adjusted incidence and mortality, 2011-2020*



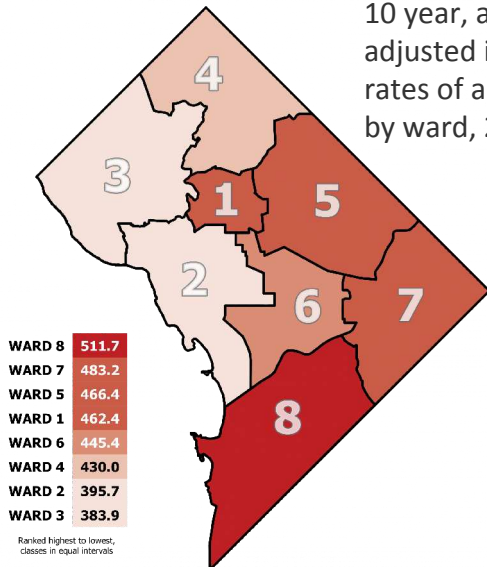
Most common cancer diagnoses, 2011-2020 (per 100,000)



Most common cancer deaths, 2011-2020 (per 100,000)



10 year, age-adjusted incidence rates of all cancers by ward, 2011-2020



10 year, age-adjusted mortality rates of all cancers by ward, 2011-2020

