


ELOISE'S
EXTRAORDINARY ACTIVITY EVENT KIT!

It's Eloise's
60th birthday—
though she's still
not a day over six!

1955
60th ANNIVERSARY
2015




SIMON & SCHUSTER
BOOKS FOR YOUNG READERS

Simon & Schuster Children's Publishing • A CBS COMPANY • SimonandSchuster.com/Kids

AN ABSOLUTELY ESSENTIAL STORY

IT'S ME
ELOISE

Getting bored is not allowed. . . . So, instead, have the children look at these absolutely fabulous pictures and make up and tell their own stories for each scene to another child in the group.



Tell a story about how Eloise might be getting ready for bed. What do you do to get ready for bed?

Tell a story about where Eloise is dancing, whom she's dancing for, and how that makes her feel.

ELOISE™ EXTRAORDINARILY IMPORTANT DISCUSSION TOPICS



Ooooooooooooo . . .

Eloise absolutely loves taking a bawth . . .

What about you?

- Do you like baths?
- Do you like singing your dear little heart out in the tub tub tub?
- What songs do you like to sing?
- Does your bathtub turn into a boat that goes 600 miles per hour?
- Do you pretend you're at sea?
- What other things do you like to pretend when you're in the bath?

Oh, there's nothing so delicious as living on
the tippy top floor of a hotel.

- What kind of things would you do if you lived in a hotel?
- If you could live anywhere, where would you live?

You have to turn into French when you
go to Paris.


- Are you able to speak another language?
- Do you have a favorite word in another language?
- Do you wish you could go on a vacation for 57 years?
- If you could go anywhere, where would you go?



WHAT A LOVELY ME!




Eloise just loves looking in the mirror.
In the space below, draw what you see
when you look in the mirror.



SKIPPERDEE!




This is Skipperdee
He eats raisins



WEENIE!






This is Eloise's dog that looks like a cat
his name is Weenie.



A RAWTHER FESTIVE CHRISTMAS ORNAMENT



The best way to be at Christmastime is full of tinkles and skinkles of glee. So oh color oh cut oh look will you look at what you can put on your tree.





Drinkles and Drinkles of Instructions

1. Color in each of the ornaments.
2. Cut along the dotted line outlining each cutout
(Have Nanny or your own mostly companion assist you with the scissors).
3. Punch a hole where the dotted circle outline is at the top of each ornament.
4. Add string and hang your brand-new beautiful ornament on your tree!

AN OUTING TO . . . ?



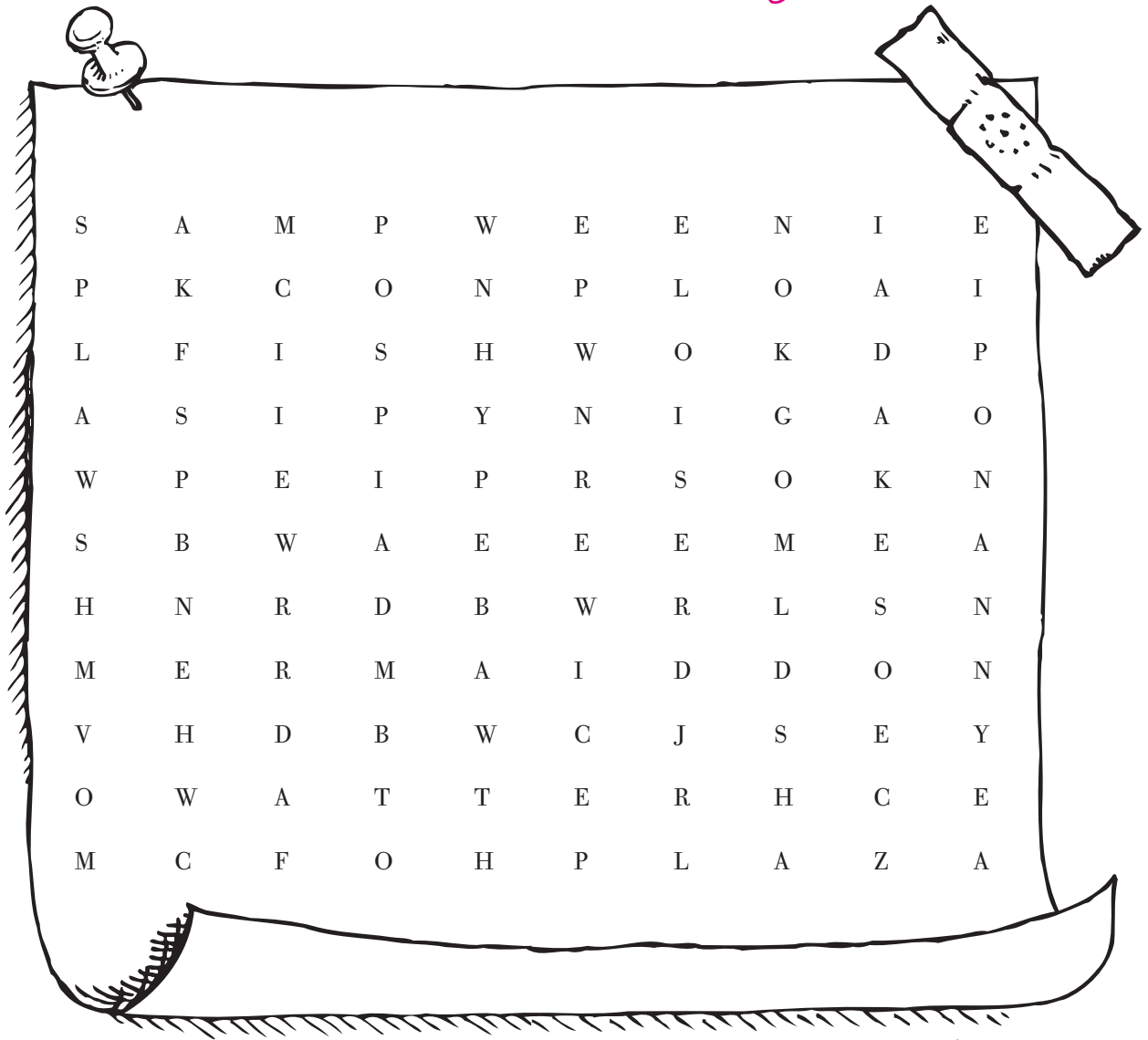
For goodness sake,
where in the world
could they be going?
In the space to the
right draw where
you think Eloise and
her friends are
riding off to.



A BAWTHTIME WORD FIND

IT'S ME
ELOISE

Help Eloise find and circle the watery words listed below.
Look for them up and down, side to side, and diagonally.



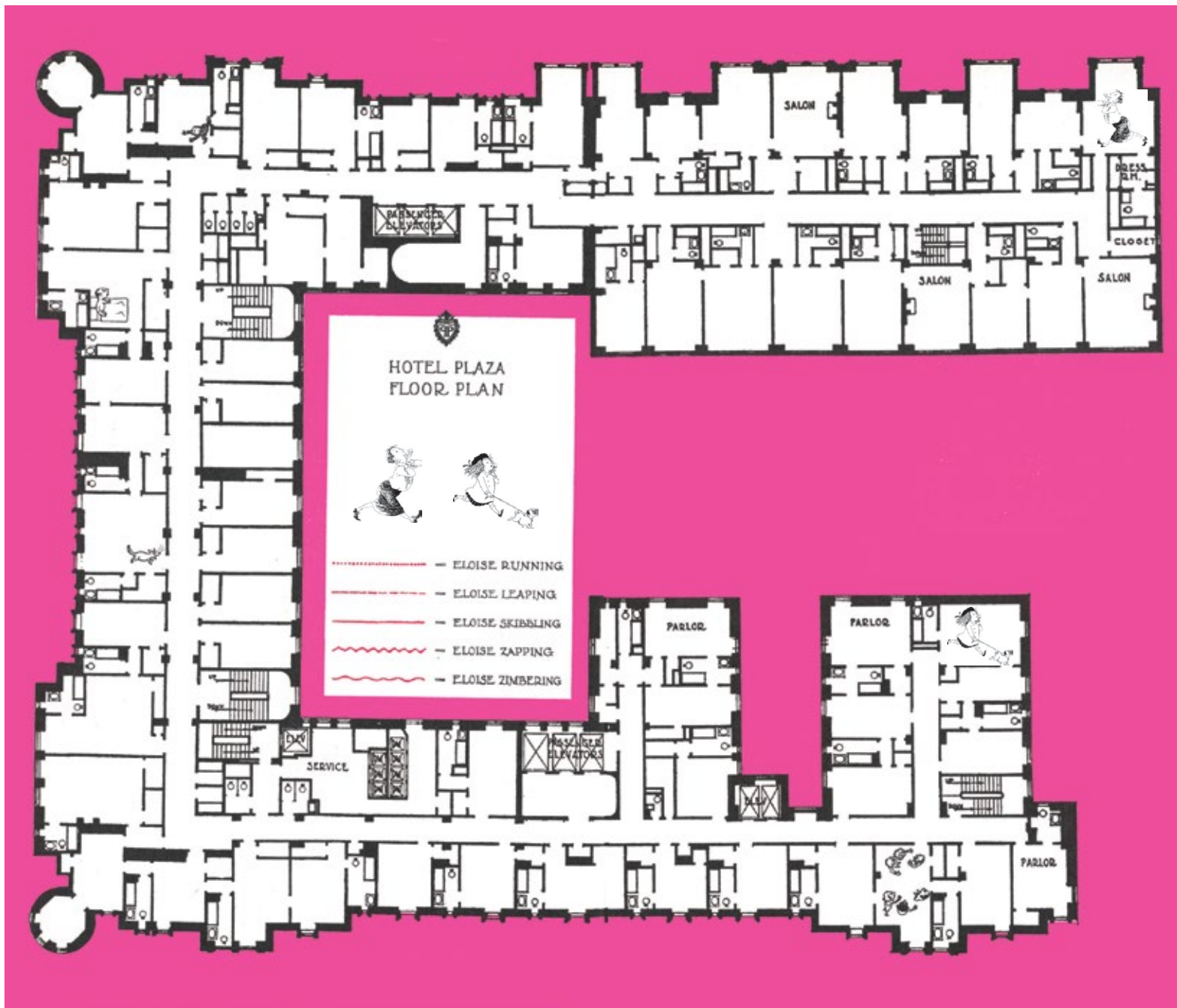
ELOISE
BAWTH
MERMAID
NANNY
WEENIE
SKIPPERDEE
PLAZA
FISH
SEA
SPLAWSH



SKIBBLE SKIBBLE SKIBBLE IN THE PLAZA PLAZA PLAZA!



Oooooooooo . . . Nanny just needs your help. Eloise and Weenie are skibbling about in the hotel and Nanny can't find them. Please help her.



SKIPPERDEE OATMEAL RAISIN COOKIES!



Eloise just loves raisins.


She usually orders about 7 from room service

But she also eats oatmeal every morning with Nanny
or else she'll dry up.

At home, with the help of an adult, make these most delicious treats
at once and charge it to Eloise.

What you'll absolutely need

- 1 cup all-purpose flour
- 1/2 cup oat bran
- 1/2 teaspoon ground allspice
- 1 teaspoon baking soda
- 1/2 teaspoon salt
- 1 cup firmly packed brown sugar
- 1/2 cup vegetable oil
- 1/2 cup milk
- 2 large egg whites (about 1/4 cup)
- 1 teaspoon vanilla
- 3 cups rolled oats
- 1 cup raisins
- 1 can of white frosting
- 1 container of green food coloring
- 1 tube brown decorating gel



Preheat your oven to 375°. In a small bowl, stir together flour, oat bran, allspice, baking soda, and salt; set aside.

In a large bowl, beat sugar and oil with an electric mixer until creamy. Add milk, egg whites, and vanilla; beat until blended. Gradually add flour mixture, beating until blended. Stir in oats and raisins.

Drop rounded tablespoonfuls of dough about 2 inches apart on ungreased baking sheets. Bake until cookies are light golden (about 10 minutes). Let cookies cool on baking sheets on racks for about 2 minutes; then transfer to racks and let cool completely.

Mix together a couple of drops of the green food coloring with the can of white frosting. Frost the cooled cookies with the green mixture. Use the brown decorating gel to draw Skipperdee's eyes and mouth. Now you have cookies that look like Skipperdee's face!

Store airtight. Takes about 15 minutes to prepare and about 10 minutes to bake. Makes about 48 cookies.