

Annual Green Bond Report

2023



Introduction

Intel's Approach to Sustainability

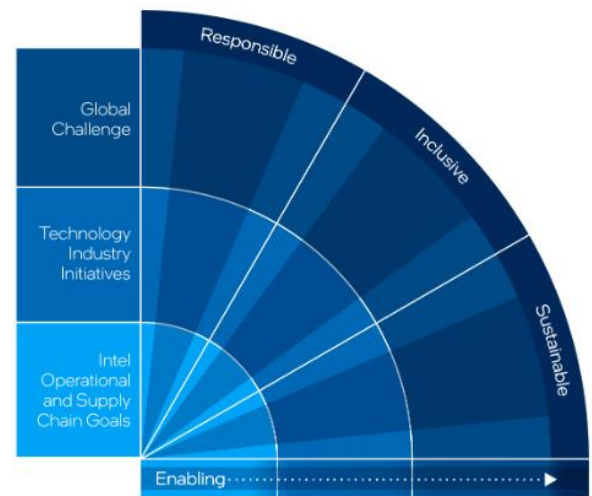
Intel's purpose is to create world-changing technology that improves the lives of every person on earth, and our continuing commitment to corporate responsibility is embedded in our purpose. That commitment—built on a strong foundation of transparency, governance, ethics and respect for human rights—creates value for Intel and our stakeholders by helping us mitigate risks, reduce costs, build brand value and identify new market opportunities to apply our technology to help address society's most complex issues.

RISE Strategy and Sustainability Commitment

In 2020, Intel outlined our RISE strategy and 2030 commitments as we seek to create a more responsible, inclusive and sustainable world, enabled through our technology and the expertise and passion of our employees.

In 2022, Intel announced plans to further reduce our direct and indirect greenhouse gas (GHG) emissions and develop more sustainable technology solutions. Intel established a goal to achieve net-zero GHG emissions in our global operations by 2040, to reduce Scope 3 supply chain emissions to at least 30% lower by 2030 than they would be in the absence of investment and action and to increase the energy efficiency and lower the carbon footprint of Intel products and platforms.

In 2023, Intel announced an expansion of our net-zero commitment to include net-zero upstream Scope 3 GHG emissions by 2050.



Intel's Green Bond

In August 2022, Intel issued our first Green Bond, a 10-year, USD 1.25 billion senior notes offering with a fixed coupon rate of 4.15% per annum.

\$1.25B

Intel issued a total of \$1.25 billion in green bonds in 2022, with \$0.425B allocated as of the end of 2022

//

Intel's first-ever green bond aligns our financing priorities with our commitment to sustainable business practices. It will help us advance the goals we have undertaken in our RISE framework, including our commitment to net-zero greenhouse gas emissions across global operations by 2040 and enable us to accelerate investment in areas where we can have a significant and immediate impact on global environmental issues.

-David Zinsner, Intel's Chief Financial Officer

//

Green Bond Allocation

Allocation Details

This year's report describes Intel's use of proceeds in Intel's 2021 and 2022 fiscal years, and the associated impact of these investments. Intel is utilizing a lookback period to include 2021 and 2022 fiscal years in reporting. The net proceeds of the green bond offering are used to fund eligible projects in six key areas that support Intel's sustainability goals as detailed in the Intel Green Financing Framework dated August 2022. This framework is aligned with the Green Bond Principles, Social Bond Principles and the Sustainability Bond Guidelines.

Eligible Project Areas



Green Buildings

Investments and financings related to real estate projects such as data centers, offices, factories and other facilities that have or are expected to receive third-party sustainability certifications or verification.



Circular Economy and Waste Management

Investments related to waste reduction, landfill avoidance, upcycling of waste, waste reclamation, segregation, recycling and/or reuse in our manufacturing operations and supply chain.




Energy Efficiency

Investments related to design, construction, operation and maintenance of energy/utility consumption saving projects.



Pollution Prevention and Control

Investments aimed at reduction of air emissions and GHG emissions control and prevention.



Water Stewardship

Investments in efficient water management, conservation and watershed restoration.



Renewable Energy

Investments related to improving existing assets, implementing renewable electricity programs and securing power purchase agreements (PPAs).

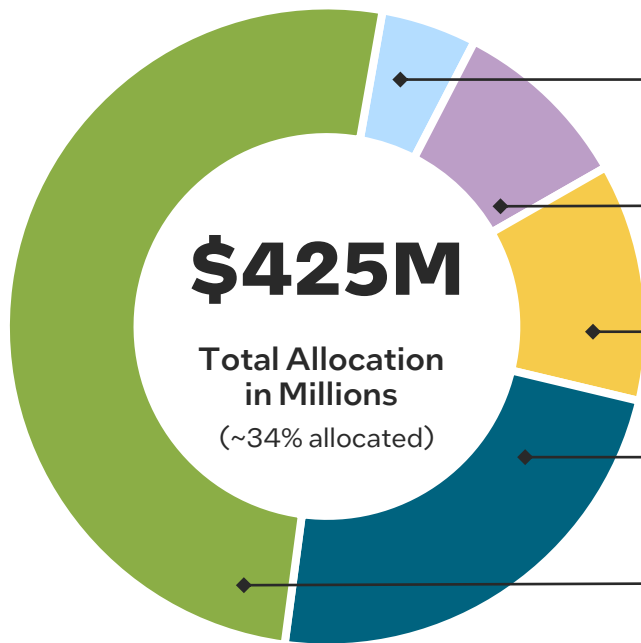
Project Selection and Reporting

A committee consisting of representatives from Corporate Sustainability, Corporate Responsibility, Legal, Treasury, Finance and other Intel teams responsible for managing ESG initiatives and risks is responsible for the evaluation, selection and assessment of the performance of eligible spending and projects, on an annual basis, to ensure alignment with our Green Financing Framework. Intel has established and adhered to a list of spending to be excluded from any Green Bond allocation. In addition, the use of proceeds spending allocation follows an internal process that includes final review and approval by Intel's Chief Sustainability Officer.

Green Bond Allocation

Green Bond Cumulative Allocation

2021 & 2022 Fiscal Years Update



Eligible Project Category Breakdown (in millions)

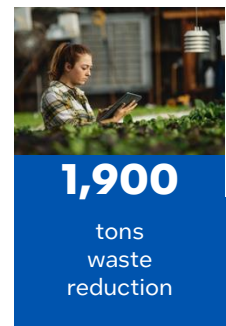
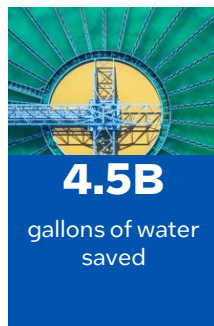
	\$21	Circular Economy and Waste Management
	\$39	Renewable Energy
	\$51	Energy Efficiency
	\$99	Water Stewardship
	\$215	Pollution Prevention and Control

Annually, until full allocation of the net proceeds from the sale of any Green Bond, and on a timely basis in case of material developments, Intel will publish a Green Bond Impact Report. Such reports will include the amount of net proceeds from the sale of any Green Bonds that have been allocated to one or more Eligible Projects either individually or by category, the list of eligible project categories with brief descriptions, estimated impact metrics where feasible and the outstanding amount of net proceeds from the sale of any Green Bond yet to be allocated to Eligible Projects at the end of the reporting period.



Environmental Impacts

The \$425 million of spending to which Intel allocated Green Bond funds is estimated to have contributed to the following environmental benefits during 2021 and 2022, as well as others not explicitly mentioned below. Many of the projects to which the funds were allocated have long life spans and will continue to have an impact well into the future. Environmental impacts were calculated based on internal measurements and project tracking, calculation or estimations using published emission factors such as IEA carbon dioxide equivalent (CO₂e) emission factors and WRI GHG Protocol, internal monitoring such as site water models and project tracking, such as energy conservation project design and implementation.



Featured Projects

Energy Conservation Program



Reducing energy use in our operations is core to Intel's overall climate strategy and our 2030 and 2040 sustainability goals. Intel has established a goal to conserve 4 billion kWh of energy from our 2020 baseline by 2030.

We have allocated Green Bond funds to various energy conservation projects in 2021 and 2022 and in total the company is investing approximately \$300 million in energy conservation projects in order to achieve this goal. Intel invested in new energy conservation projects that saved approximately 162 million kWh in 2021 and approximately 160 million kWh in 2022, of electricity. We have identified strategic investment areas in efficient lighting, chilled water cooling, compressed air and heat recovery and electrification. We have identified strategic investment opportunities in a number of areas within our global operations. To reduce energy usage in operations, we are investing in HVAC upgrades and heat recovery projects. For new factory construction projects, we are incorporating energy efficiency into design and equipment selections. Through occupancy and light-level control LED lighting in both manufacturing and non-manufacturing spaces, we expect up to a 90% reduction in lighting energy use.

Point of Use Abatement



Intel manufactures semiconductors, which requires the use of GHGs with high global warming potential. Despite years of research into alternatives, no viable substitutes exist or are on the research and development horizon. For over two decades, Intel has set ambitious GHG reduction goals, including use of GHG point of use (POU) abatement.

This abatement technology uses high temperature flame and/or plasma-based solutions to convert unused process gases into byproducts and flush them away with water which is then scrubbed with filters.

Intel has installed POU abatement technologies throughout our manufacturing facilities and will continue to do so in new facilities. As a result of abatement and other strategies, such as renewable electricity, process optimization and energy conservation, we have avoided around 80% of our Scope 1 and 2 GHG emissions over the last decade. To make further progress, Intel has set 2030 and 2040 Scope 1 and 2 GHG reduction targets: 10% reduction from 2019 by 2030, ultimately reaching net-zero GHG across global operations by 2040. Intel invests heavily in advanced abatement technology to limit emissions and we have allocated Green Bond funds to the purchase of these POU abatement systems in 2021 and 2022.

Water Treatment & Reclaim



Intel recognizes that water is a shared natural resource of critical importance to the communities where we operate and essential to semiconductor manufacturing. As such, we are committed to managing water efficiently and continuously strive for leadership in water stewardship. We committed to reaching net positive water by 2030.

We are achieving this goal by conserving 60 billion gallons (BG) of water and funding watershed restoration projects for more than 100% of our fresh water consumption. Over the last two years, we conserved approximately 19 BG in our operations and community partnerships and enabled restoration of more than 5 BG through project funding. These achievements advanced us toward our goal of net positive water, resulting in 107% (by volume) of global fresh water treated and returned to communities or environment and restored through watershed projects.

In 2022, we achieved net positive water in two countries: the US and India. During 2021 and 2022, we made significant progress in the operation of our on-site water reclaim facilities. These innovative water treatment plants allow Intel to treat and reuse water in systems such as cooling towers and scrubbers, resulting in a substantial increase in water conservation. Our Ocotillo, Arizona site's water reclaim facility, for example, conserved more than 6.3 BG in 2021 and 2022. A significant portion of this water savings was due to the onsite water reclaim facility. We have allocated Green Bond funds for these water reclaim facilities.

Appendix

Environmental Impact Metric Calculation Methodologies

ISS Report Review

Environmental Impact Metric Calculation Methodologies

Metric: 5.3M metric tons GHG reduced (as CO₂e)

Calculation Methodology:

- GHG Reductions:
 1. Utilized process-specific information and IPCC emission factors/global warming potentials to quantify the amount of greenhouse gas emissions reduced through pollution prevention and control equipment.
 2. Utilized consumption of electricity and EPA eGRID and IEA emission factors to quantify the amount of greenhouse gas emissions reduced through the purchase of renewable energy. (Note: Location-based and market-based GHG emissions are assured annually by a 3rd-party assurer, APEX. See Intel's Limited Assurance Letter on page 96 of our CSR Report).

Metric: 59M kWh energy savings

Calculation Methodology:

- Utilized the tracking of energy conserved from projects to quantify the amount of kilowatt hours saved through energy efficiency. (Note: Energy conservation from global energy conservation projects, of which this value is a subset, is assured annually by a 3rd-party assurer, APEX. See Intel's Limited Assurance Letter on page 96 of our CSR Report).

Metric: 4.5B gallons of water saved

Calculation Methodology:

- Utilized site water conservation tracking and Water Management Application (WMA) models to quantify the amount of water saved through water stewardship. (Note: Global and site-specific water conservation, of which this value is a subset, is assured annually by a 3rd-party assurer, APEX. See Intel's Limited Assurance Letter on page 96 of our CSR Report).

Metric: 56,000 tons waste diverted from landfill

Calculation Methodology:

- Tracked waste recycled and reused with documentation such as manifests, waste contractor reports, bills of lading and invoices to quantify the amount of waste diverted from landfill through circular economy and waste management strategies.

Metric: 1,900 tons waste reduction

Calculation Methodology:

- Utilized waste manifests to determine the amount of waste disposed of off-site which is now treated in an expanded, on-site wastewater treatment system. This was used to quantify the amount of waste reduced through circular economy and waste management strategies.

REPORT REVIEW

Intel Green Bond Report

Annual Green Bond Report Intel
12 July 2023

VERIFICATION PARAMETERS

Type(s) of reporting	<ul style="list-style-type: none">Green Bond Allocation and Impact Report
Relevant standard(s)	<ul style="list-style-type: none">Harmonized Framework for Impact Reporting (HFIR), updated June 2022, as administered by International Capital Market Association (ICMA)Intel's Annual Green Bond Report (as of July 7, 2023)
Scope of verification	<ul style="list-style-type: none">Intel's Green Financing Framework (as of July 28, 2022)Bond identification: ISIN US458140CA64/ bond maturity August 5, 2032 (bond issuance amount USD 1.25B)
Lifecycle	<ul style="list-style-type: none">Post-issuance verification
Validity	<ul style="list-style-type: none">As long as no changes are undertaken by the Issuer to its Annual Green Bond Report as of July 7, 2023

CONTENTS

SCOPE OF WORK	3
ASSESSMENT SUMMARY	4
REPORT REVIEW ASSESSMENT	5
PART I: ALIGNMENT WITH COMMITMENTS SET FORTH IN THE GREEN FINANCING FRAMEWORK ..	5
PART II: ASSESSMENT AGAINST THE ICMA HARMONISED FRAMEWORK FOR IMPACT REPORTING .	8
PART III: DISCLOSURE OF PROCEEDS ALLOCATION AND SOUNDNESS OF THE IMPACT REPORTING INDICATORS	11
ANNEX 1: Methodology	16
ANNEX 2: Quality management processes	17
About this Report Review	18

SCOPE OF WORK

Intel (“the Issuer” or “the company”) commissioned ISS Corporate Solutions (ICS) to provide a Report Review¹ on its Annual Green Bond Report by assessing:

1. The alignment of Intel’s Annual Green Bond Report with the commitments set forth in Intel Green Financing Framework (as of July 28, 2022)².
2. Intel’s Annual Green Bond Report- benchmarked against the Harmonized Framework for Impact Reporting (HFIR) updated June 2022, as administered by the International Capital Market Association (ICMA).
3. The disclosure of proceeds allocation and soundness of reporting indicators³ – whether the impact metrics align with best market practices and are relevant to the Green Bond issued.

¹ A limited or reasonable assurance is not provided on the information presented in Intel Annual Green Bond Report. A review of the use of proceeds’ allocation and impact reporting is solely conducted against ICMA’s Standards (Green Bond Principles) core principles and recommendations where applicable, and the criteria outlined in the underlying Framework. The assessment is solely based on the information provided in the allocation and impact reporting. The Issuer or Intel is responsible for the preparation of the report including the application of methods and internal control procedures designed to ensure that the subject matter information is free from material misstatement.

² The Framework was assessed as aligned with the Green Bond Principles as of August 1, 2022.

ASSESSMENT SUMMARY

REVIEW SECTION	SUMMARY	EVALUATION
<p>Part 1.</p> <p>Alignment with the Issuer's commitments set forth in the Framework</p>	<p>Intel's Annual Green Bond Report meets the Issuer's commitments set forth in the Green Financing Framework. The proceeds have been used to (re)finance Green Buildings, Energy Efficiency, Circular Economy and Waste Management, Pollution Prevention and Control, Renewable Energy, and Water Stewardship, in accordance with the eligibility criteria defined in the Framework.</p>	<p>Aligned</p>
<p>Part 2.</p> <p>Alignment with the Harmonized Framework for Impact Reporting</p>	<p>Intel's Annual Green Bond Report is in line with ICMA's Harmonized Framework for Impact Reporting. The Issuer follows core principles and where applicable key recommendations.</p> <p>Intel reports on the Green Bond allocation of proceeds and associated impact indicators within one year of the issuance and will continue to do so until full allocation. Allocated proceeds are reported on the project category level. Intel illustrates environmental impact, provides information on its ESG risk management process, and reports the allocation of proceeds in USD.</p>	<p>Aligned</p>
<p>Part 3.</p> <p>Disclosure of proceeds allocation and soundness of reporting indicators</p>	<p>The allocation of the bond's proceeds has been disclosed, with a detailed breakdown across different eligible project categories as proposed in the Framework⁴.</p> <p>Intel's Green Financing Framework has adopted an appropriate methodology to report the impact generated by providing comprehensive disclosure on data sourcing, calculation methodologies, and granularity reflecting best market practices.</p>	<p>Aligned</p>

⁴ The assessment is based on the information provided in the Issuer's report. The Issuer is responsible for the preparation of the report including the application of methods and procedures designed to ensure that the subject matter information is free from material misstatement.

REPORT REVIEW ASSESSMENT

PART I: ALIGNMENT WITH COMMITMENTS SET FORTH IN THE GREEN FINANCING FRAMEWORK⁵

The following table evaluates the Annual Green Bond Report against the commitments set forth in Intel's Framework, which are based on the core requirements of the Green Bond Principles as well as best market practices.

ICMA HFIR	OPINION	ALIGNMENT WITH COMMITMENT
1. Use of Proceeds	<p>Intel confirms to follow the Use of Proceeds' descriptions provided by Intel's Green Financing Framework. The report is in line with the initial commitments set in Intel's Green Financing Framework: Green Buildings, Energy Efficiency, Circular Economy and Waste Management, Pollution Prevention and Control, Renewable Energy, and Water Stewardship.</p> <p>The Issuer's green categories align with the project categories and are in accordance with the eligibility criteria set in Intel's Green Financing Framework. Environmental benefits are described at the category level.</p> <p>Intel defined a lookback period and an exclusion list in line with best market practice.</p>	✓
2. Process for Project Evaluation and Selection	<p>Intel confirms to follow the Process for Project Evaluation and Selection description provided by Intel's Green Financing Framework. The report is in line with the initial commitments set in Intel's Green Financing Framework: Representatives from Intel Treasury, Corporate Sustainability, Supply Chain, Corporate Responsibility, and Legal teams will evaluate and select Eligible Projects, and annually, assess their performance in compliance with this Framework. RA committee consisting of representatives from Intel Corporate Sustainability, Treasury, and Finance teams shall be responsible for the assessment and selection of eligible projects, on an annual basis, to ensure alignment with this Framework. In addition, all projects allocated funding from the issuance proceeds would follow an internal process that includes final review and approval by Intel's Chief Sustainability Officer. The project review will include project details including sustainability objectives, alignment with the</p>	✓

⁵ Intel's Green Financing Framework was assessed as aligned with the GBP (as of June 2021) as of August 1, 2022.

	<p>Green Bond Framework, and evaluation of potential social and environmental risks.</p> <p>The projects selected are defined and structured in a congruous manner. The Issuer ensures compliance with the Eligibility Criteria. ESG risks associated with the project categories are identified and managed through an appropriate process.</p> <p>Intel provided transparency and clearly defined responsibilities and internal and external expertise in its evaluation and selection process in line with best market practice</p>	
<p>3. Management of Proceeds</p>	<p>Intel confirms to follow the Process for Management of Proceeds description provided by Intel's Green Financing Framework. The report is in line with the initial commitments set in Intel's Green Financing Framework: Intel will track the amount of net proceeds from the sale of any Green Bond allocated to Eligible Projects. Pending allocation, an amount equal to the net proceeds from the sale of any Green Bond may be held in accordance with their internal investment policy, temporarily invested in cash, cash equivalents, and/or high-quality marketable debt investments. In the case of divestment or if a project no longer meets the eligibility criteria listed above, they intend to reallocate the funds to other Eligible Projects during the term of the relevant bond.</p> <p>The amount allocated to eligible projects represents approximately 34% (USD 425M) of the proceeds collected, with no exceptions. The proceeds collected will be equal to the amount allocated to the eligible projects, with no exceptions. The proceeds are tracked in an appropriate manner and attested in a formal internal process. Moreover, the Issuer discloses the temporary investment instruments for unallocated proceeds.</p>	<p>✓</p>
<p>4. Reporting</p>	<p>The Intel Impact Report is coherent with the Reporting description provided by Intel's Green Financing Framework. The report is in line with the initial commitments set in Intel's Green Financing Framework: to publish an allocation and impact report annually, until full allocation of the net proceeds from the sale of any Green Bond, and on a timely basis in case of material developments.</p> <p>The sections "Allocation Reporting" and "Impact Reporting" of the Annual Green Bond Report comply with the pre-</p>	<p>✓</p>

	<p>issuance commitment expressed in the framework. The report is intended to be publicly available</p> <p><i>Further analysis of this section is available in Part III of this report.</i></p>	
5. Verification	ICS has provided a Second Party Opinion (SPO) on Intel's Green Financing Framework.	

PART II: ASSESSMENT AGAINST THE ICMA HARMONISED FRAMEWORK FOR IMPACT REPORTING

Reporting is a core component of the GBP and transparency is of particular value in communicating the expected and/or achieved impact of projects in the form of annual reporting. Green bond Issuers are required to report on both the use of green bond proceeds, as well as the environmental impacts at least on an annual basis until full allocation or maturity of the bond. ICMA Harmonized Framework for Impact Reporting (HFIR) has been chosen as the benchmark for this analysis as it represents the most widely adopted standard.

The table below evaluates Intel Annual Green Bond Report against ICMA Harmonized Framework for Impact Reporting (HFIR).

CORE PRINCIPLES		
ICMA HFIR	ANNUAL GREEN BOND REPORT	ASSESSMENT
Reporting on an annual basis	Intel has reported within one year from issuance and all 34% of proceeds have been allocated. \$820 million remain to be allocated. The report will be available on Intel's website.	✓
Illustrating the environmental impacts or outcomes	The assessment and measurement of the impacts generated by Intel Green Bond covered the following areas (in fiscal years 2021 and 2022): <ul style="list-style-type: none"> a. Metric tons GHG reduced (as CO₂e) b. Energy savings in kWh c. Gallons of water saved d. Tons of waste diverted from landfill e. Tons of waste reduction 	✓
ESG Risk Management	The Issuer provides information on its internal processes by which perceived social and environmental risks associated with the relevant project/project categories are well identified and managed.	✓
Allocation of proceeds - Transparency on the currency	All Green Bond-related cash-flows are reported in one currency (USD) when allocating the green bond proceeds and reporting on the projects.	✓

RECOMMENDATIONS		
ICMA HFIR	ANNUAL GREEN BOND REPORT	ASSESSMENT
Define and disclose period and process for Project Evaluation and Selection	<p>The entirety of the allocated proceeds have been allocated to Green Assets. No modification (removal or additional projects) of the portfolio is planned.</p> <p>The Issuer followed a transparent process for the selection and evaluation of Eligible Green Projects. Projects financed and/or refinanced through the Green Bond issued under Green Financing Framework were evaluated and selected based on compliance with the Eligibility Criteria as laid out in the Framework.</p>	✓
Disclose total amount of proceeds allocated to eligible disbursements	A total of USD 1.245B has been raised through Issuer's Green Bond. 34% of the proceeds have been allocated to Green Assets, which is equal to USD 425M.	✓
Formal internal process for the allocation of proceeds and to report on the allocation of proceeds	The Issuer followed a transparent process for the allocation of proceeds as committed in the Green Bond Framework.	✓
Report at project or portfolio level	The Annual Green Bond Report includes the total amount of proceeds allocated per eligible project category at a portfolio level.	✓
Describe the approach to impact reporting	The Issuer identifies the specific eligible projects and clearly defines, for each project, the total project's allocated proceeds.	✓
Report the estimated lifetime results and/or project economic life (in years)	The Issuer does not report on a fixed lifetime or economic life.	-
Ex-post verification of specific projects	The Issuer does not sample ex-post verification of specific projects.	-
Report on at least a limited number of sector specific core indicators	<p>The issuer reported the below list of sector core indicators (between fiscal years 2021 and 2022), and also Gallons of water saved which is not a core indicator</p> <ul style="list-style-type: none"> • The greenhouse gas ("GHG") emissions avoided in CO₂e • The reported kWh energy savings 	✓

	<ul style="list-style-type: none"> • Tons of waste diverted from landfill • Absolute tons of waste reduction 	
For those indicators where there is no single commonly used standard, Issuer has elected reasonable and easy to quantify measurement units and methodologies	For those indicators where there is no single commonly used standard, Issuer has elected reasonable and easy to quantify measurement units and methodologies. Intel uses Water Management Application (WMA) models to quantify water savings. Waste diversion is tracked through manifests, bills of landing, and weight receipts.	✓
Disclosure on the conversion approach (if applicable)	Not applicable	-
Projects with partial eligibility	The project's Operational Expenditures are fully eligible.	-
When the expected impacts of different project components may not be reported separately, Issuers may use (and disclose) the attribution approach	The impact of Intel's projects is reported separately per category and sub-category on an aggregated basis.	✓

OPINION

Intel's Annual Green Bond Report follows ICMA's Harmonized Framework for Impact Reporting core principles and some key recommendations. The Issuer provides transparency on the level of expected reporting as well as on the frequency, scope, and duration, aligned with best practices. Proceeds have been exclusively allocated to green projects, in line with the eligibility criteria. The Issuer discloses transparently allocated proceeds and proceeds to be allocated as of 31 December 2022. The Issuer reports on the total impact generated by the green projects for the period 1st January 2021 to 31st December 2022.

PART III: DISCLOSURE OF PROCEEDS ALLOCATION AND SOUNDNESS OF THE IMPACT REPORTING INDICATORS

Use of Proceeds Allocation

Use of Proceeds allocation reporting is key to putting the impacts into perspective with the number of investments allocated to the respective Use of Proceeds categories.

The Use of Proceeds allocation reporting occurred within one year from the issuance, after allocating 34% of the proceeds, which is equal to USD 425M.

The Issuer also disclosed transparently the amount of unallocated proceeds, equal to USD 820M, and the temporary investments. Proceeds that have not been allocated have been temporarily used for cash investments, cash equivalents and/or high-quality marketable debt investments, and other instruments allowed by Intel's investment policy.

Proceeds allocated to eligible projects/assets

The proceeds' allocation is broken down at the project category level, by type of project. The Issuer has provided details about the type of projects included in the portfolio.

The allocation report section of the Annual Green Bond Report of Intel aligns with best-market practices by providing information on:

- The total amount of proceeds in million/billion USD
- Breakdown of the allocated amount per project category
- Case studies of eligible projects

Impact Reporting Indicators

The table below presents an independent assessment of the Issuer's report and disclosure on the output, outcome, and/or impact of projects/assets using impact indicators.

ELEMENT	ASSESSMENT
<p>Relevance</p>	<p>The impact reporting indicators in fiscal years 2021 and 2022 chosen by the Issuer for this bond are the following:</p> <ul style="list-style-type: none"> a. Metric tons of GHG emissions reduced as CO₂e b. kWh energy savings c. Gallons of water saved d. Tons of waste diverted from landfill e. Tons of waste reduced <p>The indicators are quantitative and material to the Use of Proceeds categories financed through this bond and in line with the suggested impact reporting metrics for Renewable Energy projects, Water Stewardship, Energy efficiency, Pollution Prevention and Control, and Circular Economy and Waste Management, by the ICMA Harmonized Framework for Impact Reporting. This aligns with best market practices. It is noted that currently no allocation into Green Buildings has been taken, hence, there are no impact indicators on this project category.</p>
<p>Data sourcing and methodologies of quantitative assessment</p>	<p>For its impact indicator(s), Intel uses Internationally recognized standards that were calculated based on internal measurements and project tracking, calculations or estimations using published emission factors such as IEA CO₂ emission factors and WRI GHG Protocol, internal monitoring tools such as site water models, and project tracking, such as energy conservation project design and implementation. In line with the calculation methodologies defined for each impact indicator by the ICMA Harmonized Framework for Impact Reporting (for Green Bonds).</p> <p>Metric: 5.3M metric tons GHG reduced (as CO₂e)</p> <p>Calculation Methodology and Source:</p> <p>GHG Reductions: Utilized process-specific information and IPCC emission factors/global warming potentials to quantify the amount of greenhouse gas emissions reduced through pollution prevention and control equipment.</p> <p>Utilized consumption of electricity and EPA eGRID and IEA emission factors to quantify the amount of greenhouse gas emissions reduced through the purchase of renewable energy. (Note: Location-based and market-based GHG emissions are assured annually by a 3rd-party assurer, APEX. See Intel's Limited Assurance Letter on page 96 of our CSR Report).</p>

	<p>Metric: 59M kWh energy savings</p> <p>Calculation Methodology and Source:</p> <p>Utilized the tracking of energy conserved from projects to quantify the amount of kilowatt hours saved through energy efficiency. (Note: Energy conservation from global energy conservation projects, of which this value is a subset, is assured annually by a 3rd-party assurer, APEX. See Intel's Limited Assurance Letter on page 96 of the CSR Report).</p> <p>Metric: 4.5B gallons of water saved</p> <p>Calculation Methodology and Source:</p> <p>Utilized site water conservation tracking and Water Management Application (WMA) models to quantify the amount of water saved through water stewardship. (Note: Global and site-specific water conservation, of which this value is a subset, is assured annually by a 3rd-party assurer, APEX. See Intel's Limited Assurance Letter on page 96 of the CSR Report).</p> <p>Metric: 56,000 tons of waste diverted from landfill</p> <p>Calculation Methodology and Source:</p> <p>Tracked and summed the waste recycled and reused with documentation such as manifests, bills of lading, and weight receipts to quantify the amount of waste diverted from landfill through circular economy and waste management strategies.</p> <p>Metric: 1,900 tons of waste reduction</p> <p>Calculation Methodology:</p> <p>Tracked and summed the amount of waste treated in expanded, on-site wastewater treatment systems instead of disposed of off-site using internal waste manifests and tracked waste records, to quantify the amount of waste reduced through circular economy and waste management strategies.</p>
Baseline selection	The impact indicators selected by the Issuer are calculated on an absolute basis without a benchmark/baseline.
Scale and granularity	The impact data is presented at the Use of Proceed project category level for the indicator(s).

High-level mapping of the impact indicators with the UN Sustainable Development Goals

Based on the project categories financed and refinanced by the Bond as disclosed in the Issuer's Annual Green Bond Report, the impact indicator(s) adopted by Intel for its Green Bond can be mapped to the following SDGs, according to the ICMA "A High-Level Mapping to the Sustainable Development Goals"¹.

IMPACT INDICATORS	SUSTAINABLE DEVELOPMENT GOALS
Metric tons of GHG emissions reduced as CO ₂ e	 
kWh energy savings	
Gallons of water saved	
Tons of waste diverted from landfill	 
Tons of waste reduced	

OPINION

The allocation of the bond's proceeds has been disclosed, with a detailed breakdown across different eligible project categories as proposed in the Framework. Intel's Green Financing Framework has provided the scale and granularity, and it has adopted an appropriate methodology to disclose data sourcing and calculation methodologies on the impact indicators. Besides, the impact indicators used align with best market practices using ICMA's recommended metrics from the HFIR.

¹ [ICMA's Mapping SDGs to Green Finance and Sustainability Bond](#)

DISCLAIMER

1. Validity of the Report Review ("Report Review"): As long as no changes are undertaken by the Issuer to its Annual Green Bond Report as of July 7, 2023.
2. ISS Corporate Solutions, Inc. ("ICS"), a wholly-owned subsidiary of Institutional Shareholder Services Inc. ("ISS"), sells/distributes Report Reviews which are prepared and issued by ISS ESG, the responsible investment arm of ISS, on the basis of ISS ESG's proprietary methodology. In doing so, ISS adheres to standardized procedures to ensure consistent quality of responsibility research worldwide. Information on ISS's methodology is available upon request.
3. Report Reviews are based on data provided by the party to whom the Report Review is provided ("Recipient"). ISS does not warrant that the information presented in this Report Review is complete, accurate or up to date. Neither ISS or ICS will have any liability in connection with the use of these Report Reviews, or any information provided therein.
4. Statements of opinion and value judgments given by ISS are not investment recommendations and do not in any way constitute a recommendation for the purchase or sale of any financial instrument or asset. In particular, the Report Review is not an assessment of the economic profitability and creditworthiness of a financial instrument, but refers exclusively to the social and environmental criteria mentioned above. Statements of opinion and value judgments given by ISS are based on the information provided by the Recipient during the preparation of the Report Review and may change in the future, depending on the development of market benchmarks, even if ISS is requested by the Recipient to provide another Report Review on the same scope of work.
5. This Report Review, certain images, text and graphics contained therein, and the layout and company logo of ICS, ISS ESG, and ISS are the property of ISS and are protected under copyright and trademark law. Any use of such ISS property shall require the express prior written consent of ISS. The use shall be deemed to refer in particular to the copying or duplication of the Report Review wholly or in part, the distribution of the Report Review, either free of charge or against payment, or the exploitation of this Report Review in any other conceivable manner.

The Recipient that commissioned this report may have purchased self-assessment tools and publications from ICS or ICS may have provided advisory or analytical services to the Recipient. No employee of ICS played a role in the preparation of this report. If you are an ISS institutional client, you may inquire about any Recipient's use of products and services from ICS by emailing disclosure@issgovernance.com.

This report has not been submitted to, nor received approval from, the United States Securities and Exchange Commission or any other regulatory body. While ISS exercised due care in compiling this report, it makes no warranty, express or implied, regarding the accuracy, completeness or usefulness of this information and assumes no liability with respect to the consequences of relying on this information for investment or other purposes. In particular, the research and scores provided are not intended to constitute an offer, solicitation or advice to buy or sell securities nor are they intended to solicit votes or proxies.

Deutsche Börse AG ("DB") owns an approximate 80% stake in ISS HoldCo Inc., the holding company which wholly owns ISS. The remainder of ISS HoldCo Inc. is held by a combination of Genstar Capital ("Genstar") and ISS management. ISS has formally adopted policies on non-interference and potential conflicts of interest related to DB, Genstar, and the board of directors of ISS HoldCo Inc. These policies are intended to establish appropriate standards and procedures to protect the integrity and independence of the research, recommendations, ratings and other analytical offerings produced by ISS and to safeguard the reputations of ISS and its owners. Further information regarding these policies is available at <https://www.issgovernance.com/compliance/due-diligence-materials>.

© 2023 | Institutional Shareholder Services and/or its affiliates

ANNEX 1: Methodology

Review of the post-issuance Reports

The report review of post-issuance reports provides the Issuer with an independent opinion on the soundness of its post-issuance report and of its alignment with recognized market guidelines and it provides investors with independent information regarding the reliability of the report produced. On the basis of the information provided by the Issuer, the alignment of the report is assessed with recognized market guidelines, the metrics chosen by the Issuer and the soundness of process and methodology of reporting. The metrics are analyzed based on specific sets of indicators using proprietary method referring to common market guidelines.

High-level mapping to the SDG

The 17 Sustainable Development Goals (SDGs) were endorsed in September 2015 by the United Nations and provide a benchmark for key opportunities and challenges toward a more sustainable future. Using a proprietary method based on ICMA's Green, Social and Sustainability Bond: A High-Level Mapping to the Sustainable Development Goals, the extent to the Issuers reporting and project categories contribute to related SDGs is identified.

ANNEX 2: Quality management processes

SCOPE

Intel commissioned ICS to compile a Report Review on its Bond Report. The Report Review process includes verifying whether the Bond Report aligns with the Issuer's Green, Social and Sustainability Bond Framework and the respective market standards, i.e. the Green Bond Principles, Social Bond Principles and Sustainability Bond Guidelines and to assess the robustness and completeness of the reporting methodologies.

CRITERIA

Relevant Standards for this Report Review:

- ICMA Green Bond Principles
- ICMA Harmonized Framework for Impact Reporting
- ICMA A High -Level Mapping to the Sustainable Development Goals

ISSUER'S RESPONSIBILITY

Issuer's responsibility was to provide information and documentation on:

- Annual Green Bond Report
- Green Financing Framework (as of July 28, 2022)
- Proceeds Allocation
- Reporting Impact Indicators
- Methodologies, and assumptions for data gathering and calculation
- ESG Risk Management

ISS ESG'S VERIFICATION PROCESS

ISS ESG is one of the world's leading independent environmental, social and governance (ESG) research, analysis and rating houses. The company has been actively involved in the sustainable capital markets for over 25 years. Since 2014, ISS ESG has built up a reputation as a highly-reputed thought leader in the green and social bond market and has become one of the first CBI approved verifiers.

This independent Report Review has been conducted by following the ICMA Guidelines for Green, Social, Sustainability and Sustainability-Linked Bond External Reviews, and its methodology, considering, when relevant, the ISAE 3000 (Revised), Assurance Engagements Other than Audits or Reviews of Historical Financial Information.

The engagement with Intel took place from May to July 2023.

ISS' BUSINESS PRACTICES

ISS has conducted this verification in strict compliance with the ISS Code of Ethics, which lays out detailed requirements in integrity, transparency, professional competence and due care, professional behavior and objectivity for the ISS business and team members. It is designed to ensure that the verification is conducted independently and without any conflicts of interest with other parts of the ISS Group.

About this Report Review

ISS ESG is one of the world's leading rating agencies in the field of sustainable investment. The agency analyzes companies and countries regarding their environmental and social performance.

We assess alignment with external principles (e.g. the ICMA Green Bond Principles, Social Bond Principles and Sustainable Bond Guidelines), analyze the sustainability quality of the assets and review the sustainability performance of the Issuer themselves. Following these three steps, we draw up an independent Report Review so that investors are as well informed as possible about the quality of the bond/loan from a sustainability perspective.

Learn more: <https://www.isscorporatesolutions.com/solutions/esg-solutions/green-bond-services/>

For information on Report Review services, contact: SPOsales@isscorporatesolutions.com

For more information on this specific Use of Proceeds Report Review, please contact: SPOOperations@iss-esg.com

Project team

Project lead

Andrea Torres
Associate
ESG Consultant

Project support

Allen Ng
Associate
ESG Consultant

Project supervision

Marie-Bénédicte Beaudoin
Associate Director
Head of ISS ESG SPO
Operations



intel.

© 2023 Intel Corporation. Intel, the Intel logo, and other Intel marks are trademarks of Intel Corporation or its subsidiaries. Other names and brands may be claimed as the property of others.