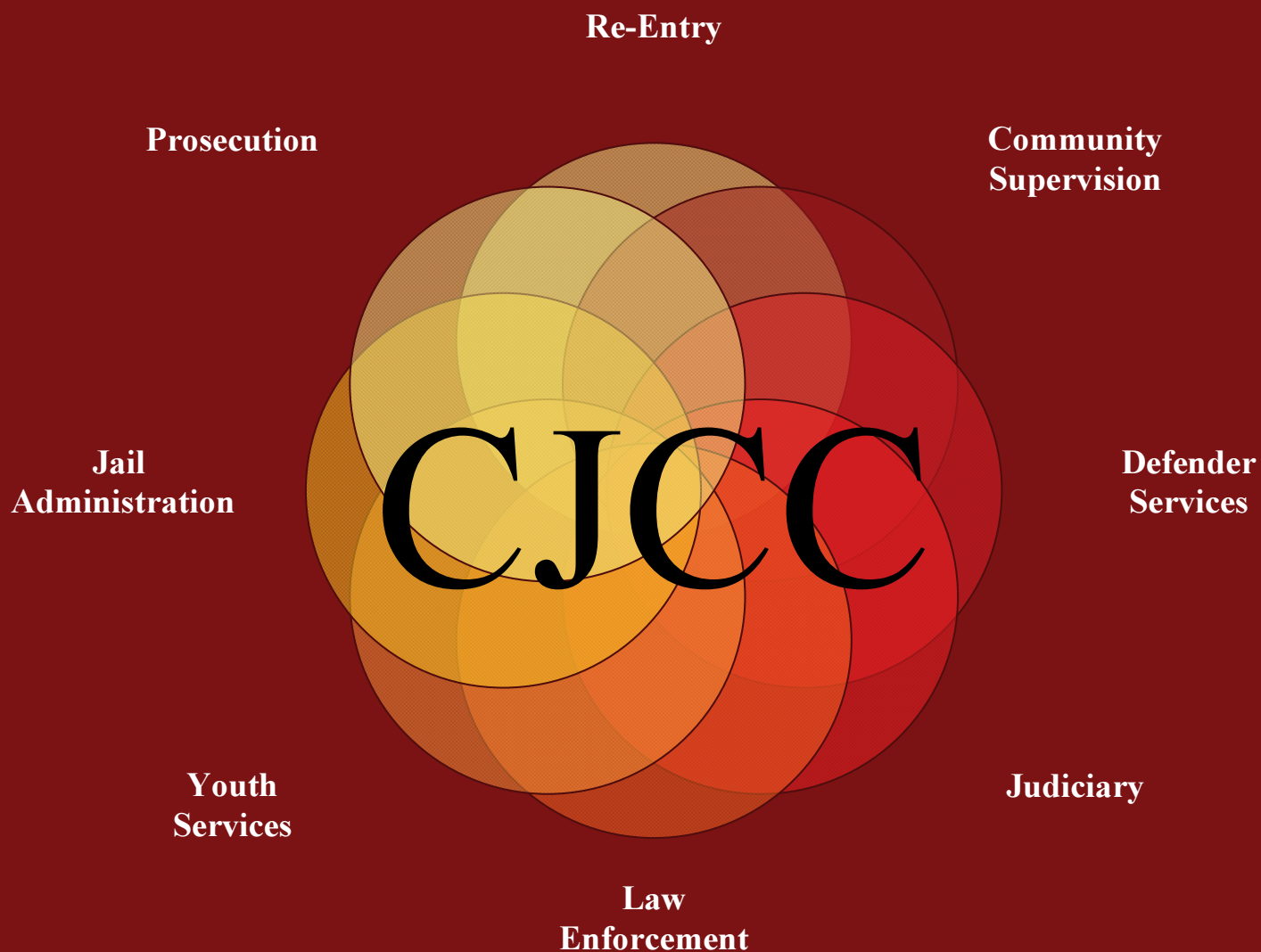


Criminal Justice Coordinating Council 2007 Annual Report



*Interagency Collaboration. . .
Different Roles, Common Goals*

Letter from the CJCC Co-Chairs



May 6, 2008

Dear Citizens and Stakeholders:

Every day, the District of Columbia is becoming a healthier, safer and more enjoyable place to live, work and visit. Recent years have brought significant improvement to the District. Development throughout the city — including new retail stores, residential real estate, tourist attractions and entertainment venues — has been accompanied by improvement in public services.

The continued prosperity of the nation's capital requires the combined efforts of our local and federal governments. Nowhere is this more apparent than in matters of public safety and criminal justice. Public safety includes law enforcement, the judiciary, correctional institutions, community supervision and legal representation. It also includes a vision that embraces preventive measures to insure that all citizens can reap the benefits of improved government services and have the educational and economic opportunities they need to thrive. The combined efforts of the federal and local executive, judicial and legislative branches of government are helping to actualize this vision.

Through the Criminal Justice Coordinating Council, local and federal authorities combine forces to ensure a fair and safe environment in the nation's capital. This 2007 annual report provides a snapshot of the many efforts that have taken place through the collaboration among these agencies. We developed a comprehensive plan for meeting the needs of those with mental health and substance abuse problems who come to the attention of the criminal justice system. This has resulted in a new Mental Health Court designed to provide court-sanctioned supports to divert this population rather than enforcing punitive measures. Mental health providers began training police officers so that they are better equipped to recognize the symptoms of this population and handle them accordingly. A special program was implemented for low-level warrants to be addressed in a safe environment so that citizens could resume their lives without the constant fear of arrest. New programming was instituted in the jail to provide better planning for offenders before they are released. Juvenile justice alternatives were expanded to provide new resources designed to assist youth who are picked up for low level offenses. Information technology was used to provide better tools for legal representation, law enforcement, judiciary, detention and supervision strategies. And tremendous progress was made in reducing the number of hours police officers spend "papering" cases, giving them more time on the street and in our neighborhoods.

As we continue to meet the challenges of each new year, it is clear that the CJCC will be one of the most effective vehicles for maximizing the contributions of District and Federal public safety and justice agencies so that citizens and visitors can walk the streets of this great city with a sense of safety and security.

Sincerely,

A handwritten signature in black ink, appearing to read "Adrian M. Fenty".

Adrian M. Fenty, Mayor
CJCC Co-Chair

A handwritten signature in black ink, appearing to read "Paul Quander, Jr.".

Paul Quander, Jr., CSOSA Director
CJCC Co-Chair

Table of Contents

Letter from the Co-Chairs1
Executive Summary4
CJCC Membership6
Acknowledgements8
Mission Statement and Overview9
Substance Abuse Treatment and Mental Health Services Integration Task Force12
Juvenile Violence Prevention15
Juvenile Detention Alternatives Initiative15
Truancy Prevention20
Compliance Monitoring22
ReEntry23
Detention Capacity and Options27
Gun Violence Reduction30
Information Sharing36
Grants Planning38
Statistical Analysis Center39
Budget40
Glossary41
CJCC Staff42

List of Tables and Figures

TABLES

Table 1	.11
Table 2	.20
Table 3	.27
Table 4	.32
Table 5	.33
Table 6	.36

FIGURES

Figure 1.	.9
Figure 2.	.10
Figure 3.	.10
Figure 4.	.12
Figure 5.	.13
Figure 6.	.17
Figure 7.	.18
Figure 8.	.19
Figure 9.	.20
Figure 10.	.21
Figure 11.	.21
Figure 12.	.24
Figure 13.	.24
Figure 14.	.24
Figure 15.	.27
Figure 16.	.27
Figure 17.	.30
Figure 18.	.30
Figure 19.	.30
Figure 20.	.32
Figure 21.	.33
Figure 22.	.33
Figure 23.	.33
Figure 24.	.34
Figure 25.	.34
Figure 26.	.35
Figure 27.	.37
Figure 28.	.37
Figure 29.	.37

Executive Summary

As we embark on a new year, the lessons from previous years provide a context for improving public safety for the District of Columbia. Each of the areas described in this sixth annual Criminal Justice Coordinating Council report present a part of the larger vision for a safer city with the right mix of prevention, intervention, and enforcement.

According to the US Census Bureau's 2006 American Community Survey the total population of the District was 581,530. Youth (0-19 years of age) make up 21.43%; adults (ages 20 and over) 78.57%; and seniors (65 and over) make up 12.29% of the total population. The racial and ethnic breakdown of the population includes the following estimates: 56% African American; 34% White. Ten percent of the population may include other racial or ethnic groups. In 2006 41% percent of the housing stock in the District was owner occupied, and forty eight percent was renter occupied. Eleven percent was unoccupied. Over 45% of district residents had a Bachelor's degree or higher in 2006, while almost 16% had less than a high school diploma. Adjusted for inflation in 2006, the median income of households in the city was \$51,847. Just over 19% of the population was living in poverty. More than 32% percent of related children under the age of 18 were living below the poverty level compared with 15% of people 65 years and older. Sixteen percent 16% of all families and nearly 31% percent of families with a female head of household had incomes below the poverty level. (Source: 2006 Census data).

Taking into account the demographics of the city, public safety agencies recognize the need for a broad approach to crime. Violent crimes are taken seriously and law enforcement efforts have been organized to aggressively target repeat offenders and violent criminals. Low level nuisance crime has been addressed with special initiatives that include community courts, mental health courts and other specialty courts which offer social service support and community service as diversions to jail. In addition, new efforts undertaken in 2007 have successfully affected the DC Jail capacity so that the population remains well below the jail cap.

Juvenile crime is treated with special attention to the precursors to delinquent behavior as well as intensive intervention to support the rehabilitation of juveniles. Juvenile initiatives have combined a focus on truancy as a gateway to juvenile crime, as well as detention alternatives for low level defendants awaiting trial. These areas of focus support the work of CJCC members and staff on juvenile crime prevention. These alternatives expand the options for youth who can be safely monitored in community programs rather than confining them in secure settings. The truancy work continued to put in place programs and protocols that encourage children, youth and families to optimize their participation in and benefit from education.

Substance abuse and mental health issues are recognized as strong antecedents to crime. Consequently the CJCC has completed a plan which prioritizes treatment options as diversions, as well as putting in place intervention throughout the various interception points within the criminal justice system.

With approximately 7000 people returning to DC communities from prison or jail each year, the city has made a significant commitment to addressing the needs of ex-offenders. An Office for Ex-Offender Affairs has been legislated and funded. It opened its doors and will be convening a Commission on Ex-Offender Affairs to plan and implement programs and policies that will support the successful reintegration of individuals who have been previously incarcerated.

Executive Summary

The CJCC has worked hard to maximize the tool of technology to enhance the city's well being. The JUSTIS (Justice Information Sharing) system has been enhanced further in response to requests from the user community and extensive training has been provided. Cameras have also been installed in a number of communities by the police department to enhance public safety. Video conferencing has been utilized as a tool for pre-release planning as well as for parole hearings. A special initiative that focused on fugitives with outstanding warrants was implemented, demonstrating the value of interagency planning and cooperation and resulting in the execution of over 500 warrants in the city.

These are some of the stories that will be revealed in the upcoming pages of this report. As the CJCC continues its dedication to crime reduction and the execution of justice in the city, its priorities will be revised or expanded to meet the challenges of the day. As gaps in services and policies are identified, the CJCC will use its forum to work together to solve the problems of the city.

CJCC Membership



The Honorable Adrian M. Fenty
Mayor of the District of Columbia




The Honorable Paul A. Quander, Jr.
Director, Court Services and Offender
Supervision Agency



The Honorable Vincent C. Gray
Chair, Council of the District of
Columbia




The Honorable Jeffrey A. Taylor
U.S. Attorney for the District of
Columbia




The Honorable Rufus G. King, III
Chief Judge, Superior Court of The
District of Columbia



The Honorable Phil Mendelson
Chair, Judiciary Committee Council of
the District of Columbia



**The Honorable Edward F. Reilly,
Jr.** Chairman, United States Parole
Commission



The Honorable Harley G. Lappin
Director, United States Bureau of
Prisons

CJCC Membership



Dan Tangherini
City Administrator, Executive Office
of the Mayor



Cathy Lanier
Chief, District of Columbia
Metropolitan Police Department



Steve T. Conboy
United States Marshals Service



Susan W. Shaffer
Director, District of Columbia Pretrial
Services Agency



Avis Buchanan
Director, District of Columbia Public
Defender Service



Vincent Schiraldi
Director, District of Columbia
Department of Youth Rehabilitation
Services



Peter Nickles
Attorney General for the District of
Columbia



Devon Brown
Director, District of Columbia
Department of Corrections



Nancy M. Ware
Executive Director, District of
Columbia Criminal Justice
Coordinating Council

Acknowledgements

Without the commitment and hard work of the committees, the CJCC would not be able to accomplish any of its mission. Acknowledgements are extended to the following committee chairs as well as the committee members who have worked so hard on the accomplishments described in this report.

Detention Capacity Options

- Chair-Devon Brown, Director of the DC Department of Corrections

Pretrial Systems and Community Options Committee

- Co-chair-Susan Shaffer, Director, Pretrial Services Agency
- Co-chair-The Honorable Ann Keary, Presiding Judge, Criminal Division, Superior Court of the District of Columbia

Community Courts Subcommittee

- The Honorable Ann Keary, Presiding Judge, East of the River Community Court, Superior Court of the District of Columbia
- The Honorable Michael McCarthy Presiding Judge, DC Misdemeanor and Traffic Court, Superior Court of the District of Columbia

Grants Planning Committee

- Co-Chair-John Hallums, Director Justice Grants Administration
- Co-Chair-Lafayette Barnes, Director of the Office of Partnerships and Grant Services

Reentry Steering Committee

- Chair-The Honorable Paul A. Quander Jr., Director, Court Services and Offender Supervision Agency

Warrants Committee

- Chair-Steve Conboy, United States Marshals Service

Fugitive Safe Surrender Workgroup

- Co-chair-The Honorable Paul A. Quander, Jr.

Director Court Services and Offender Supervision Agency

- Co-chair-Steve Conboy, United States Marshals Service

Interagency Technical Advisory Committee

- Co-chair-The Honorable Rufus G. King III, Chief Judge, Superior Court of the District of Columbia
- Co-chair-The Honorable Brook Hedge, Associate Judge, Superior Court of the District of Columbia

Juvenile Detention Alternatives Initiative

- Chair-The Honorable Anita Josey-Herring, Presiding Judge Family Court, Superior Court of the District of Columbia

Truancy Prevention Workgroup

- Co-chair-The Honorable Anita Josey-Herring, Presiding Judge Family Court, Superior Court of the District of Columbia
- Co-chair-Victor Reinoso, Deputy Mayor of Education

Substance Abuse Treatment and Mental Health Services and Integration Taskforce

- Co-chair-Susan Shaffer, Director, Pretrial Services Agency
- Co-chair-Stephen Baron, Director, Department of Mental Health Services

Special thanks are also extended to the CJCC staff and all of the stakeholders and principals of the justice community who have shared in the CJCC's mission to address persistent problems that impact multiple agencies. Their collective efforts have helped to foster systemic change in the justice system for residents of the District of Columbia.

CJCC Mission and Overview

CJCC Mission

As an independent agency, the Criminal Justice Coordinating Council (CJCC) for the District of Columbia is dedicated to continually improving the administration of criminal justice in the city. The Mission of the CJCC is to serve as the forum for identifying issues and their solutions, proposing actions, and facilitating cooperation that will improve public safety and the related criminal and juvenile justice services for District of Columbia residents, visitors, victims and offenders. The CJCC draws upon local and federal agencies and individuals to develop recommendations and strategies for accomplishing this mission. The guiding principles are creative collaboration, community involvement and effective resource utilization. CJCC is committed to developing targeted funding strategies and the comprehensive management of information through the use of integrated information technology systems and social science research.

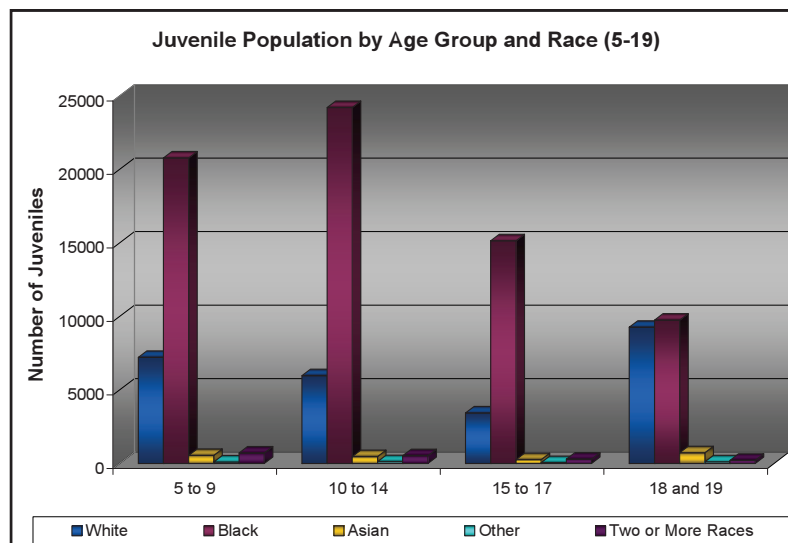
OVERVIEW

The US Census Bureau estimates the D.C. population in 2006 to be approximately 581,530, although the daytime population in the city can go up to approximately 982,800 as a result of the 69% increase of non-residents who come into the city on a daily basis. The predominant racial groups in the District of Columbia are Black/African Americans (56 %) and White (34 %). The remaining groups make up 10% of the population. In 2006, just over 19.6% of the District of Columbia population was living in poverty. More than 32.6% of related children under the age of 18 were living below the poverty level, compared with 15.2% of people 65 years old and over. Sixteen percent 16% of all families and nearly 30.9% of families with a female head of household and no husband present had incomes below the poverty level. (Source of data: 2006 American Community

Survey Profile). The Black juvenile population far exceeds that of each of the other juvenile racial groups for age groups 5 through 9 years and 10 through 14 years. For the 18 through 19 age grouping, the number of Black juveniles closely parallels that of all other groups.

As of December 2007, the Metropolitan Police Department reported that the District had 181 homicides for the calendar year. Although this represents a slight increase from 2006 (169 reported homicides), it continues to represent a significant decrease in the number of homicides over the past 10 years. Overall homicides in the city continue to be concentrated in neighborhoods experiencing socio-economic disadvantage, while homicides in other neighborhoods are rare. Over the last five years the homicide closure rate has consistently been over 60%.

Figure 1. Comparative Analysis of Juvenile Populations within Age Group by Race

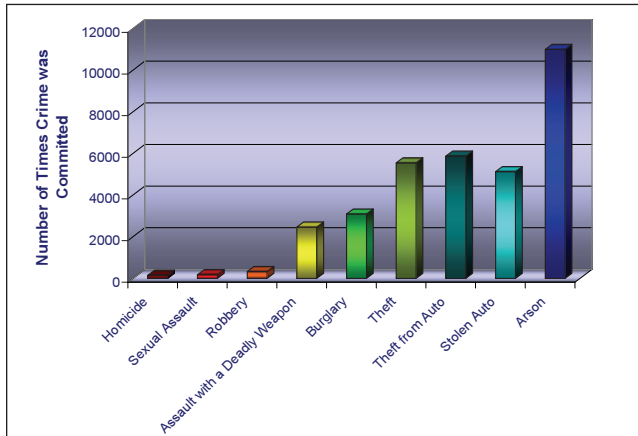


Source: U.S. Census Data 2006 American Fact-Finder Detailed Tables

CJCC Mission and Overview

As the table below reflects, the highest incidents of crime over the past year included theft, stolen autos and arson. There were an average of 11 robberies each day in the District of Columbia with significant increases on Friday and Saturday nights.

Figure 2. Total Number of Crimes Committed January through November of 2007

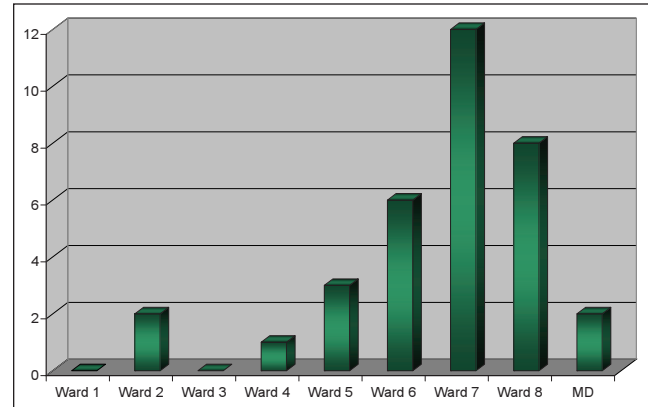


Source: Metropolitan Police Department, 2007

In their 2006 Child Fatality Report, the Child and Family Services Agency (CFSA) reported that homicide has been the second leading manner of death for District children/youth (ages 0-20) since 1996, and the majority of these victims were African American males. There were 142 children/youth fatalities identified by Child Fatality Review Committee (CFRC) in 2006, representing a slight decrease from 154 deaths reviewed in 2005. (Child and Family Services Agency, 2007).

Of the 142 deaths of children in the District, the CFRC reported that 34 were homicides, with victims ranging from thirteen to twenty-three years old. The vast majority of these victims were males, and all of the youth homicide victims were African-American. That 94% of the deaths were caused by gunshot wounds indicates that the availability of firearms contributes to youth homicide. More than a third (35%) of all homicides, took place in Ward 7, which experienced a 71% increase in homicides since 2005. See Figure 3 for a breakdown of youth in 2006.

Figure 3. Youth Homicides in the District of Columbia by Ward



Source: District of Columbia Child Fatality Review Committee: Special Report 2006 Youth Homicides

These statistics provide an overview of the challenges that the DC criminal justice system faces when trying to address crime. The CJCC has taken a broad view of public safety in the city and its initiatives reflect this view. The approaches provide a continuum of prevention, intervention, diversion, enforcement and confinement so as to adequately address the myriad of issues that lead to and sustain criminal behavior in the District. As a result, the system embraces innovative and creative approaches to maintaining public safety for the citizens and visitors of the city.

CJCC Mission and Overview

2007 CJCC Accomplishments by Committee

The following priorities and activities were identified and implemented by the CJCC members for Fiscal Year 2007:

Table 1. Criminal Justice Coordination Council Priorities

GUN VIOLENCE REDUCTION	JUVENILE VIOLENCE REDUCTION	REENTRY	DETENTION CAPACITY AND OPTIONS	INFORMATION SHARING	INTEGRATION OF MENTAL HEALTH AND SUBSTANCE ABUSE SERVICES	GRANTS PLANNING
Comprehensive Homicide Elimination Strategy Taskforce	Truancy Reduction Workgroup	Dept of Corrections Re-Entry Unit	E-Designate system	MyJUSTIS	Justice/Mental Health Collaboration Planning Grant	Grantee Outcome Evaluations
Fugitive Safe Surrender Initiative	Juvenile Detention Alternatives Initiative	Office of Ex-Offender Affairs	Reprimand Sanctions Hearings	Court Case Docket Images	Stakeholder Roundtables and Family Forums	Technical Assistance and Training
Be Smart Choose Freedom Campaign	JDPA Compliance Monitoring	PDS Reentry Program	Video-Conferencing	JUSTIS Flex	DC Superior Court Mental Health Liaison	
Weed and Seed Initiative		Fathering Court		Account level security	LINKAGE PLUS at Jail	
		Transitional Employment Program		Launched Web Services	DC Superior Court Mental Health Diversion Court Court	
				E.Gov Award	Mobile Outreach Project PSA 101 Pilot Project	

Substance Abuse Treatment and Mental Health Services Integration Task Force

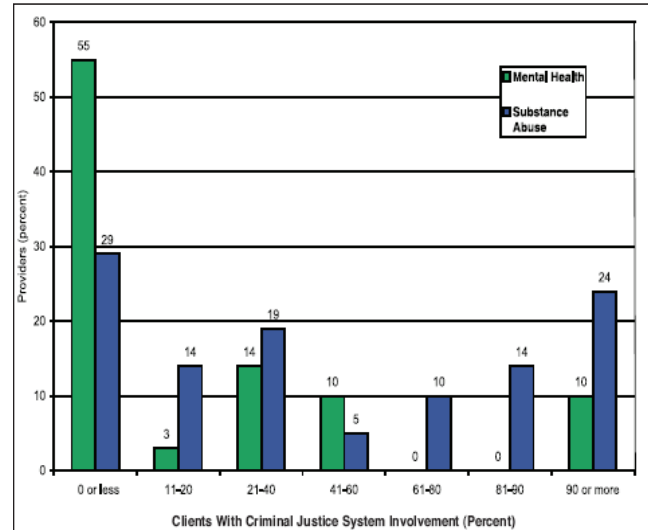
BACKGROUND

The D.C. Office of Planning estimated that as many as 30,000 residents were suffering from a mental health disorder as of 2004. In addition, nearly 64,000 residents struggle with serious drug and alcohol abuse, and account for almost 40% of the emergency room visits. The Substance Abuse and Mental Health Services Administration (SAMHSA) estimated anywhere from 26,000 to 41,000 residents had co-occurring substance abuse and mental health disorders. With the addition of factors such as high poverty, low education, and unemployment, the need for a specialized collaborative effort was necessary. The goal of the Substance Abuse Treatment and Mental Health Services Integration (SATMHSI) taskforce has been to creatively prevent residents in need of mental health services and substance abuse treatment from falling through the cracks of the criminal justice system. According to the D.C. Department of Mental Health (DMH), about 45% of their clients have had more than 10 instances of involvement with the criminal justice system.

Providers are often under-resourced, or under-prepared to serve individuals who are involved in the criminal justice system. Despite the number of residents matriculating through the criminal justice system who have a substance abuse and/or mental health disorder, there are relatively few providers that serve individuals who are criminally involved.

The District of Columbia Superior Court performed 578 social service interviews with defendants arrested for D.C. misdemeanors in 2006. The court found that nearly 72% of those interviewed were in need of substance abuse treatment, over 24% were in need of mental health services, and about 11% were in need of both substance abuse treatment and mental health services. The Department of Corrections (DOC) estimates that approximately 60% of offenders in DC Jail are in need of mental health services. Although these estimates are similar to jurisdictions nation-wide, the District of Columbia is committed to serving this population and leading the country as a model for best practices in treating mental illness and substance abuse disorders including those involved in the criminal justice system.

Figure 4. Individuals with Substance Abuse or Mental Health Issues in the Criminal Justice System.



Source: Addressing Co-Occurring Mental Health and Substance Abuse Disorders in the Criminal Justice System, Urban Institute Report commissioned by CJCC

GOALS

The Criminal Justice Coordinating Council's (CJCC) Substance Abuse Treatment and Mental Health Services Integration (SATMHSI) Taskforce has primarily worked to integrate mental health and substance abuse services to residents of the District who have been involved in the criminal justice system. The District has been challenged with issues related to mental illness and substance abuse within the criminal justice population; however, the SATMHSI taskforce has continued to look to national practices and standards to develop creative and successful resolutions for residents with serious and persistent mental health and/or co-occurring substance use disorders.

ACCOMPLISHMENTS

In 2006, the CJCC's SATMHSI taskforce commissioned a gap analysis to determine the points at which this population was most likely to get lost in the criminal justice system. The resulting report was entitled *The Interface of Mental Illness and the Criminal Justice System in the District of Columbia: Analysis and Recommendations*.

Substance Abuse Treatment and Mental Health Services Integration Task Force

This gap analysis identified four phases where individuals from the target population were likely to need critical attention. They are:

- I. Pre-Event, Arrest and Pre-Booking
- II. Pre-Trial
- III. Sentence/Supervision/Custody
- IV. Post-Release/Aftercare

The gaps revealed by this analysis were already apparent to many individuals in the criminal justice system working consistently with this population, and the report provided the perfect leverage to develop a plan of action for improving services in this area. The SATMHSI taskforce used the gap analysis as a springboard to develop clear cut protocols for individuals with mental health and co-occurring substance use disorders at every level of the criminal justice system. More importantly, the taskforce used lessons from the analysis to support future initiatives for this population.

Justice/Mental Health Collaboration Planning Grant

In Fiscal Year 2007, DMH and the CJCC were awarded a Justice/Mental Health Collaboration grant by the Bureau of Justice Assistance for the development of a strategic plan for the District of Columbia. The goal of the grant was to develop a six year strategic plan based on the Sequential Intercept Model by which District residents with mental health and co-occurring substance use disorders would be able to be intercepted before entering or delving further into the criminal justice system. The plan is entitled *2009-2015 Strategic Plan for Persons with Serious and Persistent Mental Illness or Co-Occurring Mental Health and Substance Use Disorders Involved in the Criminal Justice System in the District of Columbia*. The CJCC's SATMHSI task force was tasked with working on this plan along with DMH, PSA, the Addiction Prevention and Recovery Administration (APRA), and various other local partners.

In order to begin strategic development of a plan for residents with serious and persistent mental health and co-occurring substance use disorders who have had contact with the criminal justice system, the SATMHSI task force steering committee made several important steps. Initially, the task force hired two consultants with expertise in the area of the mental health population and diversion from the criminal

justice system—Patricia Griffin, Ph.D. and Martha Mead, MBA. Both consultants were chosen for their background in this area, and Dr. Griffin was also one of the developers of the Sequential Intercept Model which is the foundation for the strategic plan. Next, members of the steering committee and a consumer advocate traveled to Pittsburgh, PA to view how their mental health and criminal justice systems worked together to divert the appropriate individuals away from arrest and incarceration.

Stakeholders' Roundtable and Family Forums

In addition to the steps taken by the steering committee, the SATMHSI task force reached out to stakeholders, advocates, consumers, and family members to gain further information about what is currently happening and how the systems touched by these individuals should be enhanced. The task force held two roundtables with stakeholders to determine what services and resources agencies could commit to enhancing services for this population. In addition, the task force reached out to the consumers themselves to determine what resources and services were needed, as well as determining how well the current services were working for them. Finally, the group reached out to the family members and advocates for this population to determine their needs and their views of what services and resources would enhance outcomes for this population.

Figure 5. Substance Abuse Mental Health Services Taskforce Roundtable



Substance Abuse Mental Health Services Integration Taskforce Roundtable chaired by Susie Shaffer, Director of Pretrial Services Agency and Peter Nickels, DC Attorney General (Photo by Quincy Booth)

Substance Abuse Treatment and Mental Health Services Integration Task Force

The completed plan outlines the following priority goals:

Priority Goal A – Increase capacity for identifying and treating persons with serious and persistent mental illness and those with co-occurring mental health and substance use disorders.

Priority Goal B – Increase housing availability.

Priority Goal C – Expand availability of support services.

Priority Goal D – Increase opportunities for crisis intervention and other alternatives to arrest and incarceration.

Priority Goal E1– Improve connections to substance abuse and mental health treatment and support services for defendants and offenders in the community.

Priority Goal E2 – Improve connections to substance abuse and mental health treatment and support services for inmates at the jail.

Priority Goal F – Target specific populations for treatment and diversion opportunities.

Priority Goal G – Improve data and information sharing.

Priority Goal H – Develop ongoing funding mechanisms.

The executive steering committee for the strategic plan set clear actionable items to be undertaken over the next eight years. Implementation planning has already begun among the core agencies of the SATMHSI taskforce, and a few of the recommendations are in place, or will be in 2008. The stakeholders involved in the SATMHSI task force are:

- Addiction Prevention and Recovery Administration, D.C. Department of Health
- Court Services and Offender Supervision Agency
- Criminal Justice Coordinating Council
- D.C. Department of Corrections
- D.C. Department of Employment Services
- D.C. Department of Health
- D.C. Department of Human Services
- D.C. Department of Housing and Community Development
- D.C. Department of Mental Health
- D.C. Fire and Emergency Medical Services Department
- D.C. Metropolitan Police Department
- D.C. Pretrial Services Agency
- D.C. Public Defender Service
- Executive Office of the Mayor

- Superior Court of the District of Columbia
- United States Attorney's Office
- Addiction Prevention and Recovery Administration Client Advisory Group
- Consumer Action Network – D.C.
- Homeless Legal Services
- National Alliance on Mental Illness – D.C.
- Prisoner Legal Services
- D.C. Housing Authority
- Office of the Attorney General

Although there has been much planning underway through the work on the strategic plan, there has been some work toward the goals set forth by the plan. Throughout 2007, the SATMHSI task force (specifically DMH) has worked to improve the linkages of individuals to mental health services through many efforts.

Linkage Plus

DMH has consistently provided liaisons inside of the D.C. Jail to link individuals with services before they are released to reduce the number of ex-offenders reentering the community with untreated mental health needs. Currently, the D.C. Department of Corrections (DOC) is providing seven days worth of mental health medications for ex-offenders reentering the community. This provides these individuals time to get connected to services without interrupting medication.

Court Liaison

DMH also has a liaison at the D.C. Superior Court to ensure that those who are not reached by mental health services at DOC due to diversion efforts at the court are connected with DMH and receive mental health services.

Mobile Outreach Project

Another development in the mental health and co-occurring priority area is a Mobile Outreach Pilot Project in police service area 101. In the Spring of 2007, DMH, the Metropolitan Police Department (MPD), the Fire and Emergency Medical Services Department (FEMS), and the Office of Unified Communication (OUC) signed a Memorandum of Agreement to provide mobile crisis services for residents and employees in PSA 101. This pilot project was created to allow for diversion from the criminal justice system, as well as to provide immediate mental health services to those in need.

Substance Abuse Treatment and Mental Health Services Integration Task Force

Mental Health Court

A new development within the DC Superior Court is the Mental Health Diversion Court where individuals with mental health or co-occurring substance use disorders may also obtain access to diversion. Defendants who are referred to this court by the Pretrial Services Agency and the U.S. Attorney's Office may receive the mental health services

ordered through the court under special supervision. This courtroom, as well as many other courtrooms, will also be able to access the services of the Urgent Care Center opening at the D.C. Superior Court in 2008.

These initiatives balance well with efforts by DMH, APRA, and DOES to have court based liaisons directly connect residents with services.

Juvenile Violence Prevention

JUVENILE DETENTION ALTERNATIVES INITIATIVE

BACKGROUND

Nationally, the average annual cost of detaining a juvenile can range from \$32,000 to \$65,000. Thus, detention is the most expensive option for juveniles awaiting trial, especially when compared to community-based programs that operate at a fraction of the cost. Some believe that while expensive, detention is the most effective method for supervising juveniles pre-trial. Yet, substantial evidence shows that the opposite can be true and detention for low-to-medium-risk offenders not only may be expensive, but it can compromise public safety as well. Detention can have serious consequences for youth awaiting trial, disrupting their education, taking them away from their families, and isolating them from their communities to places where they are more likely to interact with violent or more serious offenders. Indeed, the dangers of detention for low-to-medium-risk offenders can far outweigh the perceived benefit to public safety if that juvenile ends up further along the path of delinquency. If rehabilitation is truly the goal of the juvenile justice system, then juveniles must be given a chance to break the cycle of detention and provided with the resources and opportunities to embrace a different approach.

GOALS

The District of Columbia's Juvenile Detention Alternatives Initiative (JDAI) is a jurisdiction-wide effort to improve the conditions and outcomes for youth awaiting adjudication in the juvenile justice

system. JDAI is a national program that is sponsored and supported by the Annie E. Casey Foundation (foundation). The CJCC receives grant funding and technical assistance from the foundation to facilitate JDAI in the District and provide a local coordinator. Through the foundation, the District enjoys regular opportunities to learn from and share with other jurisdictions implementing JDAI techniques to improve juvenile justice systems throughout the country.

JDAI links three of the most important aspects of the juvenile justice system—public safety, juvenile reform and monetary assets, in a way that is cost-effective and beneficial to the community. To understand JDAI's appeal is to understand how these seemingly contradictory yet interdependent aspects of the system can fit together and complement one another. Perhaps most importantly, JDAI encourages agencies and departments across vast systems to communicate and collaborate with one another. Collaboration and communication are essential, as they provide the basis to tackle the always difficult problem of balancing scarce resources to promote public safety and social good.

ACCOMPLISHMENTS

In the District, JDAI is chaired by the Presiding Judge of the District of Columbia Family Court, Judge Anita Josey-Herring. The various JDAI committees and subcommittees are comprised of key stakeholders throughout the District including the District of Columbia Superior Court, Court Social Services (CSS), the Department of Youth Rehabilitation Services (DYRS), the Office of the Attorney General (OAG),

Juvenile Violence Prevention

the Public Defender Service, the Metropolitan Police Department, and the DC Council. In addition, JDAI benefits from the participation of other District agencies that give their time, attention and resources when needed.

2007 JDAI Program Highlights

Alternatives to Detention

Building upon JDAI's model for successful detention alternatives, the approach in the District has shifted towards community-based programs that are strength-based and culturally relevant. Court Social Services (CSS) has been successful in implementing two new programs that are showing early signs of success.

First, the Balanced and Restorative Justice Drop-In Center/SE Satellite Office (BARJ) is a new facility that was opened in the District this past year. BARJ is a multifaceted, exclusively community-based facility developed, designed and implemented by Court Social Services. BARJ provides services and facilitates supervision (Monday – Saturday) to court-involved, non-detained youth awaiting adjudication and disposition. This is the first facility of its kind in the District. More regimented and restrictive than traditional home supervision, BARJ is less restrictive than shelter homes or secure detention. BARJ boasts 30 hours of weekly programming and monitoring, mentoring, tutoring, pro-social guided therapeutic groups and more. The types of activities in which youth participate include mock trials, drug use and abuse education, peer-to-peer mediation and essay-writing contests. During the Saturday hours at BARJ, the youth participate in social activities and community service projects designed to give back to the community. BARJ shows promising signs of success, with parents and probation officers becoming heavily involved with the youth that participate in the program.

Another innovative CSS program is the Leaders of Today in Solidarity program (LOTS). LOTS was designed by CSS to facilitate seamless supervision of all adolescent females involved in the front-end of the juvenile justice system. Supervision under LOTS is provided by one probation officer of record throughout a female's involvement with the Court, building on their commitment to "One Judge, One Family." This conceptual change reflects the Family Court's desire to provide continuity in services and enhance the chance for females to successfully complete probation and transition back into the community.

CSS also provides Intensive 3rd Party Monitoring of young females and males which requires daily face-to-face meetings monitored by Peaceholics, a community-based organization. This monitoring is offered to youth that are considered medium risk. It offers youth conflict resolution, mentoring, crisis intervention, family preservation and other services.

GPS-Electronic monitoring is also operated by CSS staff. In conjunction with this type of monitoring, youth involved are provided services such as family counseling, self-esteem building, substance abuse counseling and mentoring. This type of monitoring is shared with the Department of Youth Rehabilitative Services.

The Department of Youth Rehabilitative Services (DYRS) operates additional detention alternatives which include Intensive 3rd Party Monitoring of young men, conducted by a community-based organization. Young males must have face-to-face contact with their DYRS case worker up to three times a day, depending on their individualized release plan. DYRS consults with CSS to determine which services the young person will receive. These may include any of the following: skills training, crisis response, family preservation and mentoring. Additional services, if ordered by the judge or probation officer, may include CSS referrals for self-esteem or substance abuse counseling, therapeutic recreation and sex offender group therapy.

DYRS also operates two community-based Evening Reporting Centers, which provide up to five hours of evening programming and monitoring Monday through Saturday. Standard services include prevention services, peer group interaction, educational support, work skills training, recreation and cultural activities. These reporting centers also offer meals, transportation and counseling as deemed appropriate.

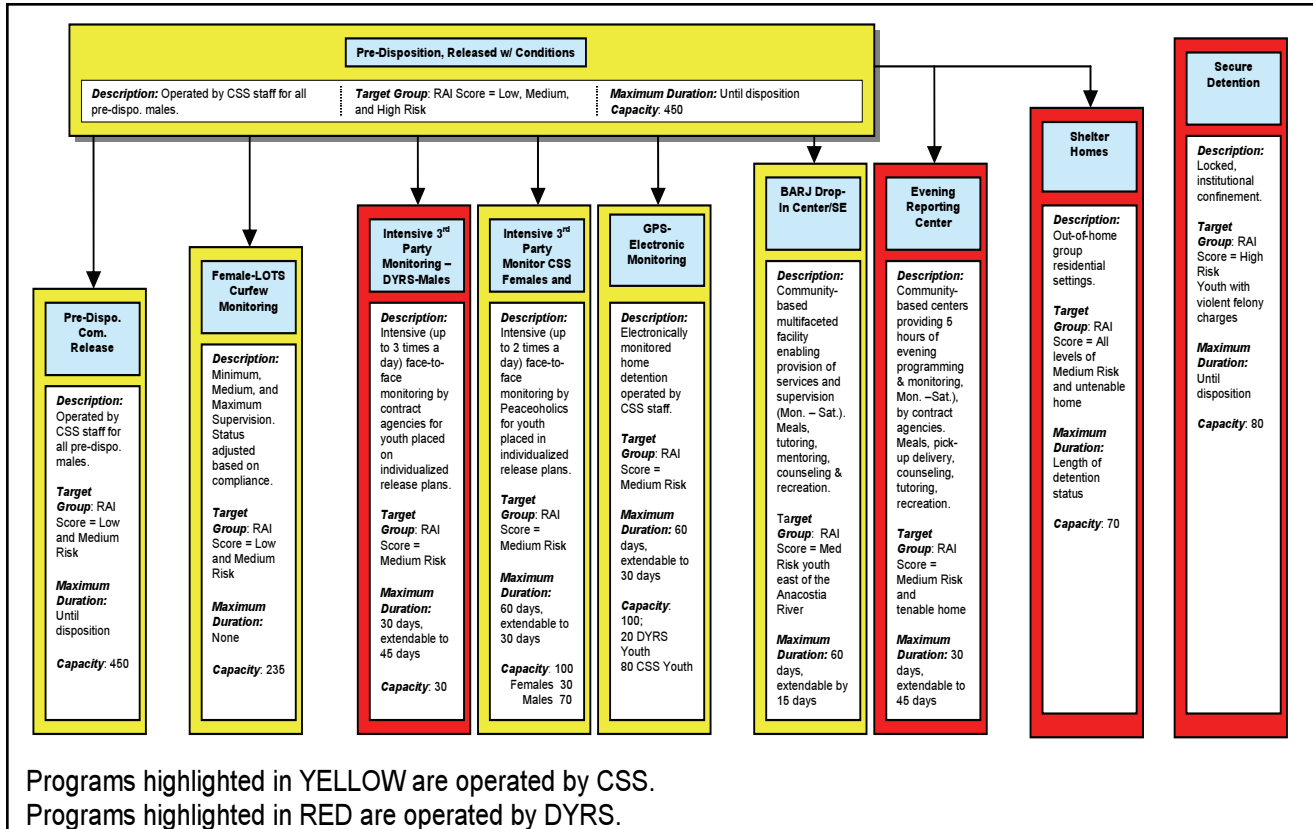
Shelter homes are an alternative to detention also managed by DYRS. These homes offer a residential setting for young people that allows them to participate in group activities, cultural activities and recreation. Weekend home passes are granted if appropriate. When deemed necessary, referrals are provided for individual and family counseling, substance abuse counseling, sex offender groups and therapeutic recreation. In the coming year, more changes will occur when the Department of Youth Rehabilitative Services (DYRS) completely revamps the District's

Juvenile Violence Prevention

shelter care system, moving away from large congregate care facilities to smaller home-like substitutes that will offer an even greater variety of services and support.

Below is a visual representation of the available detention alternatives in the District to date:

Figure 6. Pre-Disposition, Released with Conditions



Source: Criminal Justice Coordination Council

Status Offenders/Persons In Need of Supervision (PINS)

Another area of concern this past year was the "status offenders" in the District, also known as "persons in need of supervision", or PINS cases. These are young people who often come in contact with the court because they are chronic runaways, or truants from school. As a result of the review of PINS cases by JDAI and the CJCC, this issue was elevated to the Executive Office of the Mayor. Collaboration among different stakeholders, including the Office of the Attorney General (OAG) and the Executive Office of

the Mayor led to the formation of a workgroup to address this special population of juveniles who most often end up as delinquents without intervention. The goal is to provide services and programming for this population before they enter the juvenile justice system. The workgroup has drafted an alternative continuum of care that meets the specific needs of this population. A report on the workgroup's recommendations is expected in 2008.

Juvenile Violence Prevention

This year the JDAI team continued to build momentum for system reform, with special attention focused on the core strategy of collaboration. All key stakeholders recognized that system reform does not happen within one agency; it takes the hard work and dedication of everyone if we are to succeed. Below is an overview of the main collaborative events that JDAI practitioners took part in this past year. Each of these events called for JDAI practitioners to actively educate and encourage each other, building a broader base for collective success.

DC JDAI Stakeholders Training Conference

The first annual DC JDAI Stakeholders Training Conference, held on May 22, 2007, was a success. The purpose of the conference was to gather as many participants from DC JDAI-related agencies as possible to convene and learn more about JDAI and their roles in the effort to reduce unnecessary youth detention. Over 170 people attended the day-long conference and each JDAI stakeholder agency was represented. Additionally, there were JDAI participants from other communities such as Baltimore, Maryland; Trenton, New Jersey; and Fort Lauderdale, Florida. The panel discussions covered a range of topics and often involved a lively question and answer period following the formal presentation. The result of this conference was a greater understanding of JDAI and its core principles among the many practitioners and social service providers in the DC Metro area.

Figure 7. 2007 JDAI Stakeholders Conference held at the Kellogg Center in Washington, D.C.



2007 JDAI National Inter-Site Conference

A delegation of ten participants from the District attended the 2007 JDAI National Inter-Site Conference, held September 25-27, 2007 in Dallas, Texas. The purpose of the conference was to bring participants from all over the country together in an atmosphere of sharing and learning. There were large plenary sessions, workshops and speakers on a variety of topics related to JDAI and juvenile crime and development. The conference was designed not only to inform participants, but also to get feedback from them on the issues and challenges they face in implementing JDAI in their individual sites. The theme was "Beyond Detention Reform." Model JDAI sites presented their stories in a session that stressed the importance of collaboration and information sharing among stakeholders. When practiced fully, JDAI can inspire reform beyond reduction of secure detention and stimulate changes that reach to other areas of the system where collaboration, information and data can inform choices to enhance reform and provide better outcomes for young people.

Interagency JDAI Data Committee

Finally, data collection was a priority for the District in 2007. The Data Sharing Subcommittee of JDAI worked hard to make their information accessible, timely and easily understood. Under JDAI, in the District, collaborative effort is driven by data which continues to mark successes.

As seen below, key data for 2007 compared with 2006 provide important insight to guide decisions on areas for emphasis among the JDAI stakeholders. With the exception of August, the average number of detained youth was lower each month between January and September of 2007 than for the same months in 2006.

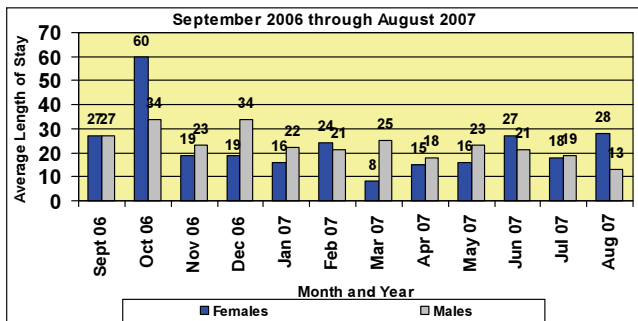
Average Secure Detention Population Comparison

The length of time a young person remains in secure detention is of particular significance to this initiative and its stakeholders. If their length of stay is too long it can have a deleterious result on the young person who is awaiting their court date. As the table below demonstrates, the average length of stay in secure detention between September 2006 and

Juvenile Violence Prevention

August 2007 was generally between 16 to 27 days, with the longest time taking approximately two months.

Figure 8. Average Length of Stay for Youth in Secure Detention September 2006 through August 2007



Source: Department of Youth Rehabilitation Services

JDAI Looking Forward – Continuing reforms into 2008

In the coming year, JDAI will continue to build on its successes and lay the groundwork for more improvements and system reform. Some of the main areas that JDAI will focus on in the upcoming year include:

- Expanding Detention Alternatives:** JDAI will work to develop additional detention alternatives that are needed in the District. This work includes the process of identifying gaps in the detention alternatives continuum and cultivating services and programs to fill those needs. Identifying alternatives will include identifying special needs populations, such as teenage mothers and special education youth. JDAI will look into programs that address juvenile needs in order to deter justice involved youth from entering the adult system. JDAI will also strengthen existing alternatives to ensure that they are fulfilling their intended purposes and serving the stated goals and objectives of JDAI.
- Quality Assurance:** In addition to developing and strengthening detention alternatives, JDAI will work to create new methods for measuring the quality of each program. Stakeholders will find great benefit in this new quality assurance component, building more trust and support for the various detention alternatives that show promising results.
- Case Processing Reforms:** In order to minimize the time spent in custody, there have been case processing reforms put in place. The Office of the Attorney General has agreed to send plea offers within seven days of the initial hearings in order to expedite plea offers. As a JDAI-developed goal, a protocol was developed by a Family Court committee to gain access to mental health assessments, reports and evaluations performed by other District agencies. This allows the court to gain access to these reports within ten days, as opposed to the thirty days that it would take to develop a new report. JDAI will continue to push ahead with case processing reforms that began in the previous year. JDAI will monitor these reforms to ensure that these changes are meeting expectations. New changes beginning in January 2008 include the conversion of four part-time juvenile courts into full-time courts and the hiring of eight additional attorneys in the Office of the Attorney General (OAG). Furthermore, JDAI is working with agencies to implement the following: expedited Family Team Meetings (cases involving low-level offenders where there are child welfare issues impacting release); expedited drug assessments; and expedited Department of Youth Rehabilitative Services Court Reports.
- Community Advisory Group:** A community advisory group is being formed in order to integrate the community's perspective regarding the alternatives and their services.
- Disproportionate Minority Contact Ad-Hoc Subcommittee:** As this topic gains momentum in the District, JDAI is forming a subcommittee to focus on this issue. This subcommittee will focus on ways to gather appropriate data to best analyze and address this matter. Moreover, it will provide a forum for this issue to be discussed.

Juvenile Violence Prevention

Truancy Prevention

BACKGROUND

Today in the District of Columbia, truancy has become a seminal problem that negatively influences the future of our youth and costs taxpayers thousands of dollars. With daily absentee rates as high as 56 percent in some District of Columbia Public Schools, it is not surprising that we have large numbers of young people disconnected from educational and employment opportunities. Unfortunately, many become involved in crime and end up in the juvenile justice system. As can be seen below, the total school population in the 2005-2006 school year was 54,278, of which 15.8% were truant throughout the year. There were far fewer students at the secondary level than at the elementary level. The truancy rate was higher in the upper grades (22.7% at the secondary level as compared to 10.9% at the elementary school level).

Table 2. District of Columbia Public Schools End of Year Truancy Rates – DCPS School-wide 2006/2007 School Year

Generated: 06/30/2007

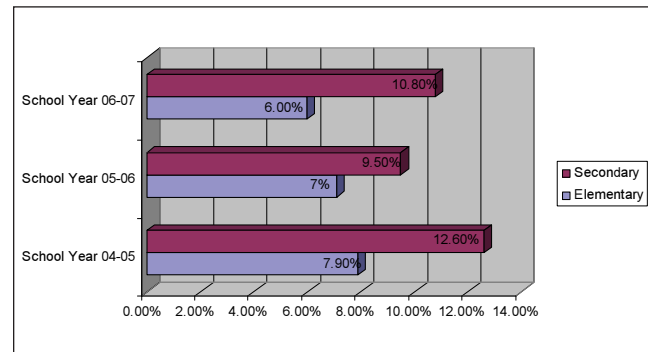
Truants (System-wide)	DCPS School Wide Membership	Truancy Rate
8,555	54,278*	15.8%
Truants (Elementary System Wide)	DCPS School Wide Membership	Truancy Rate
3,261	30,012*	10.9%
Truants (Secondary System Wide)	DCPS School Wide Membership	Truancy Rate
5,858	25,852	22.7%

*School-Wide, Elementary, & Secondary Membership only count a student once even if they attend multiple schools within the District of Columbia Public Schools. This count does not include Charter Schools.

Source: DC Public School System

As can be seen from the following chart, the truancy rate at the elementary school level has decreased over the last few years. The Truancy Workgroup takes some credit for the decrease in elementary truancy and has taken up the charge to address attendance issues on the secondary level.

Figure 9. Percent of Total DCPS Truancy



Source: DC Public School System

GOALS

The truancy taskforce, which was established under the leadership of Judge Lee Satterfield and Board Member (now Councilmember) Tommy Wells, developed a citywide committee to address the issue of truancy. Currently, the Truancy Taskforce is chaired by the Presiding Judge of the Family Division Judge Josey-Herring and the Deputy Mayor for Education, Victor Reinoso.

In 2007 the taskforce identified the following four basic goals and objectives on which to concentrate:

Community Based Organizations and Evidence Based Practices

- 1) Establish a system where local community based organizations can assist with families and young people to reduce truancy in the District of Columbia.
- 2) Make recommendations to the executive committee about national best practices that address truancy and reconnecting disconnected youth.

Suspension & Expulsions

- 1) Review and propose recommendations to modify Chapter 25 of Title 5 of the D.C. Municipal Regulations regarding Student Disciplinary Actions for a more effective approach to school-based discipline.
- 2) Develop, propose and implement new suspension alternatives to address the needs of the District's student population.
- 3) Make recommendations on suspension alternatives, including whether the alternatives should be expanded, modified or discontinued.

Juvenile Violence Prevention

Drop Out Recovery Subcommittee

- 1) Propose, develop and implement educational alternatives to better engage District of Columbia youth.
- 2) Continuously analyze data to guide the work of the Taskforce.
- 3) Make recommendations to the workgroup to continuously improve educational alternatives, including whether they should be expanded, modified or discontinued.
- 4) Develop a quality assurance plan to monitor youth that are disconnected.

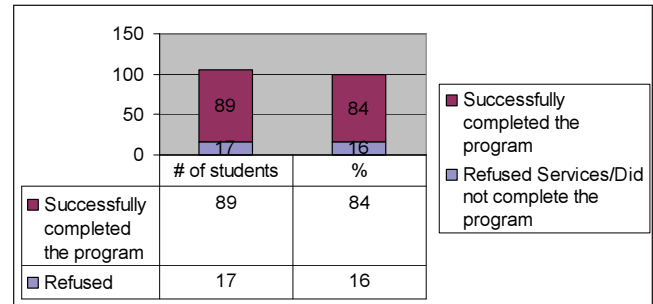
Truancy Protocol Subcommittee

- 1) Review and track the implementation of the city-wide truancy protocol for elementary schools.
- 2) Develop a citywide truancy protocol for secondary level schools.
- 3) Collect, analyze and present relevant data to continuously elevate salient truancy issues for review.
- 4) Develop and implement tools to measure the effectiveness of the truancy protocol.

Truancy Court Diversion Program

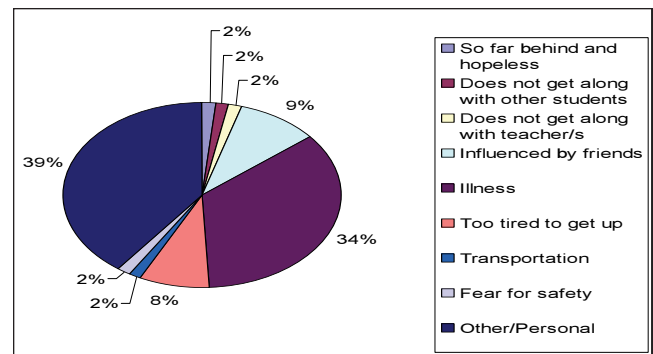
The Byer Model, is an evidence based Family Court Diversion Program from Louisville, Kentucky that was successfully implemented in two DCPS middle schools (Garnet Patterson and Brown middle school) beginning in 2006. An additional school will be added in the spring of 2008. The schools were chosen for this targeted intervention to assist with addressing high truancy rates. To implement the school-based Family Court Truancy Diversion Program, the Presiding Family Court Judge Josey-Herring supervised this intervention and assigned the judges to work with her to implement this effort. The Judges met with parents and students weekly in the schools to implement a curriculum designed to help the students improve their self esteem, academics, attitude and school attendance. The following results were documented in 2007 and demonstrate the impact of this intervention.

Figure 10. Truancy Court Diversion Program



According to the report that was produced by the National Center for School Engagement, eighty-nine young people have successfully completed the program in both schools. While seventeen young people refused to participate.

Figure 11. Why Students Skip School



Source: TRAIN: the Truancy Reduction Application Interface – is a secure, web-based database that allows program staff to track the progress of youth receiving school attendance services. TRAIN includes information on students' school attachment, achievement, attendance, their demographics, mental and physical health, family and peer relationships, and detailed service history.

During school year 2006-2007, the participants in truancy court were asked "Why did you skip school?" Thirty-nine (39%) percent of the students did not attend school for personal reasons. Thirty-four (34%) percent reported illness as the reason they were truant. The influence of friends and being too tired played a less significant role in truancy at eight (8%) and nine (9%) percent respectively.

Juvenile Violence Prevention

COMPLIANCE MONITORING

BACKGROUND

The Juvenile Justice Compliance Monitor is responsible for monitoring the District's adherence to the Juvenile Justice & Delinquency Prevention Act (JJDP Act). The compliance monitor serves as the liaison between the Office of Juvenile Justice & Delinquency Prevention (OJJDP) and the District's juvenile justice stakeholders.

GOALS

Each state receives Formula Grants from the Federal Government to develop and implement a strategy for achieving and maintaining compliance with four core protections of the JJDP Act:

- 1) Deinstitutionalization of status offenders (DSO)
- 2) Sight and sound separation of juveniles from adults in institutions (separation).
- 3) Removal of juveniles from adult jails and lockups (Jail Removal)
- 4) Reduction of Disproportionate Minority Contact (DMC)

All core requirements regulate the state's ability to hold youth in secure detention. Non-compliance with the JJDP Act endangers the District's Formula Grant funding from the federal government. In order to ensure compliance with the JJDP Act, the District has created a system for monitoring jails, lockups, detention facilities and correctional facilities. The strategy combines the efforts of the Criminal Justice Coordinating Council (CJCC), the Department of Youth Rehabilitation Services (DYRS), and District of Columbia Family Court and Court Social Services (CSS) to ensure that federal and local laws are observed.

ACCOMPLISHMENTS

The District has so far met two of the four core requirements, Separation and Jail Removal, by use of established legislative and operational policy safeguards. A discussion of Separation and Jail Removal, respectively, follows.

Separation

By legislation, juveniles are prohibited from being placed in any secure adult facility unless they are transferred for criminal prosecution as an adult. See D.C. Code § 16-2313(d) (2004).

Under the separation core requirement, because all youth are processed at the juvenile detention center, there is no possibility of interaction with adult inmates. Processing youth at the juvenile detention center also resolves another separation issue in that there is no co-mingling of youth and adults at the local MPD lockups. Additionally, the District does not participate in any program such as "scared straight" programs which could violate the sight and sound separation requirement. This puts the city in full compliance with the separation core requirement.

Juveniles prosecuted as adults are exempt from the separation requirement. At the District's Department of Corrections, juveniles are separated from adults and housed, schooled and receive medical attention in a self-contained juvenile block. There is no federal requirement for this level of separation in an adult facility; however, it serves as yet another example of the District creating best practices for the nation to follow. Additionally, because of the design of the DC Superior Court-Family Court, youth are again separated from adults, and the court holding facilities hold juveniles only for court appearances. These innovations in our juvenile processing system are national best practices for the separation core requirement.

Jail Removal

Through a unique collaboration between the Metropolitan Police Department (MPD), Department of Youth Rehabilitation Services (DYRS) and Court Social Services (CSS), the District maintains the Youth Services Center (YSC). YSC is the sole location of juvenile processing. MPD's standard operating procedures prohibit the holding, processing or placement of juveniles in cellblocks in the local police districts. As a result, DC is also in full compliance with the jail removal core requirement.

Under the jail removal core requirement, MPD's policy of not processing or holding youth at local police lockups is yet another innovation that is a national best practice. As a result, no youth are held at local police lockups and subject to mandatory removal before the expiration of six hours. Because the youth are processed at the juvenile detention center, there is no requirement that they be moved. By streamlining our juvenile intake process, the District has created an environment where compliance with the federal law for separation and jail removal are well assured.

Juvenile Violence Prevention

Deinstitutionalization of Status Offenders (DSO)

In 2006, the District achieved full compliance with the Deinstitutionalization of Status Offenders core requirement. The federal law prohibits the holding of status offenders longer than 24 hours prior to presentment before a Court of competent jurisdiction or 24 hours after being presented to Court. There is an exception for status offenders held on holidays or on weekends, who should then be presented at the next business day of the Court. Because of the regimented processes in place to ensure all youth are seen by the Court on holidays as well as Saturday mornings, the District does not violate the DSO requirement in the first 24 hours where most state's violations occur. To some extent, the District's processes are, again, a national best practice with regard to the first 24 hour holding period. However, the prohibition against holding status offenders for longer than 24 hours after a Court appearance creates a significant barrier for the District.

Based on best practices nationwide, the District is considering a system capable of servicing the status offenders without securely detaining them which

includes options for community placement at every level of need. To reiterate, Status offenders are accused of offenses that, if they were adults, would not constitute crimes, i.e. truants and runaways. As previously discussed, status offenders constitute less than an average of 5% of the Family Court's juvenile referrals. This makes it less challenging to provide comprehensive services for this small population. Full implementation of a continuum of care for status offenders furthers the goals of the JJDP Act and is consistent with full compliance with DSO. To the extent a specific continuum of care is implemented to address status offenders, the city will do these young people a great service. Investing in a continuum for status offenders not only achieves full compliance with the core requirement, but also is cost effective. In other jurisdictions, for every \$1.00 invested in status offender prevention services, there is a return on investment of \$2.24. This type of investment would comply with the JJDP Act and continue to ensure the city's Formula Grant funding from OJJDP.

ReEntry

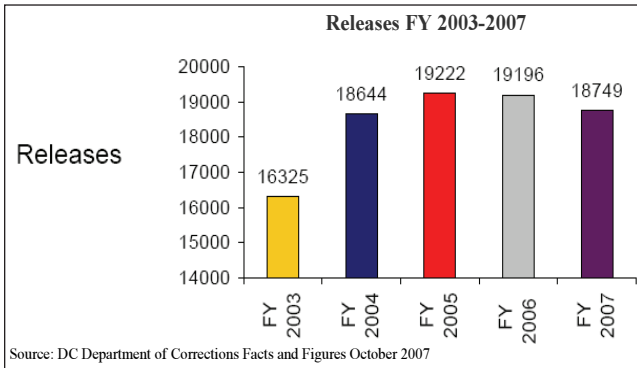
BACKGROUND

Reentry refers to the process by which an ex-offender attempts to re-establish himself within a community upon release from prison or jail. This transition requires employment, housing, treatment for mental health or substance abuse issues, and finding ways to make a positive contribution to the community in order to be successful. The constructive reintegration of previously incarcerated individuals ultimately translates into increased public safety and a reduction in crime.

Chaired by CSOSA Director, Paul A. Quander, Jr., and (Chief of Staff for the Mayor) Tene Dolphin, the CJCC Reentry Steering Committee is a collaborative forum for agencies engaged in activities related to reentry in Washington, D.C. Each year, approximately 2,300 ex-offenders return to the District, from a Federal correctional facility. Approximately 18,700 individuals leave the DC Jail and return to District neighborhoods each year (see chart below). The CJCC Reentry Committee aids those returning to the community by fostering communication among agencies which seek to provide enforcement along with supportive services.

ReEntry

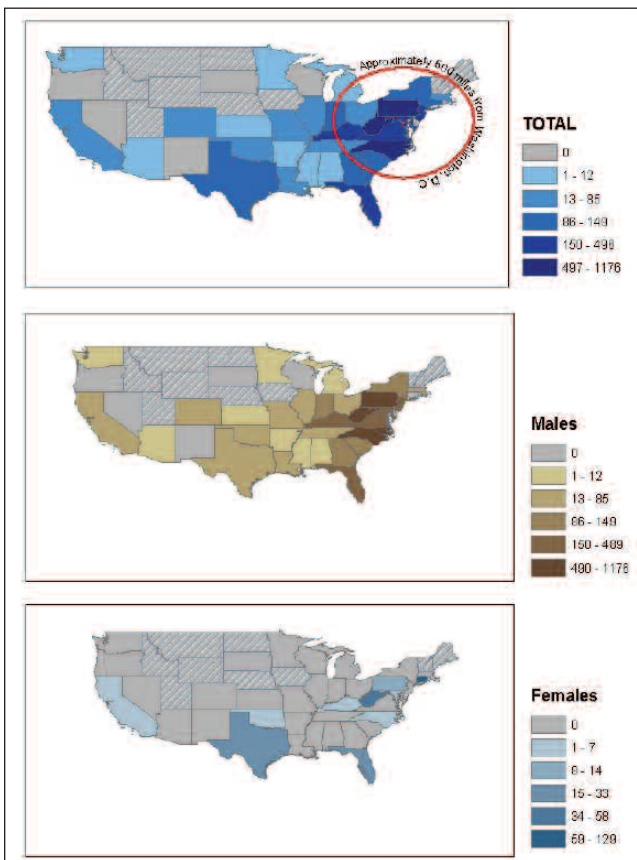
Figure 12. Release Statistics for the Department of Corrections for Fiscal Year 2003-2007



Source: DC Department of Corrections Facts and Figures October 2007

The maps below illustrate the distribution of District of Columbia inmates who were confined in Bureau of Prison facilities throughout the United States in 2007.

Figure 13. The Distribution of District of Columbia Inmates Housed in a BOP Facility by State and Gender



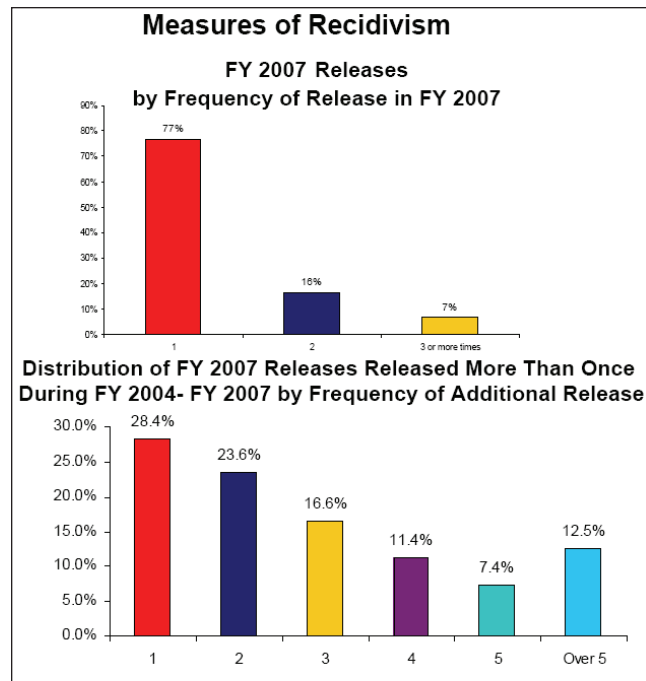
ACCOMPLISHMENTS

Following is a summary of coordinated reentry efforts in 2007 and the methods currently being employed to address reentry issues faced by the District.

Department of Corrections Reentry Unit

Approximately 19,000 individuals are released from the Department of Corrections each year. Some are processed to the Federal Bureau of Prisons, some are short stays in pretrial status and others are revocations for parole violations. Most are released back into the DC community after a brief period of confinement. The median length of stay in the DC Jail for all inmates in 2007 was 29 days. In 2007, 77% of those released had cycled through the jail on one other occasion. Several efforts were underway in 2007 to begin to address the high rates of recidivism among DC Jail inmates.

Figure 14. The Frequency of Recidivism



These charts denote the frequency of recidivism.

Source: DC Department of Corrections Facts and Figures October 2007

ReEntry

Gaining access to affordable housing, food, clothing, job opportunities, health care, and other basic human needs upon release is an arduous task for this group of individuals. The Reentry Unit, administered at the DC jail, is designed to prepare sentenced misdemeanants for a successful transition back into the community by addressing these needs. Incorporating the resources and contributions of the DOC's faith-based LINC program (Linking Institutions, Neighborhoods, and Community Services Together), coupled with local and national government agencies, businesses, and other entities with an interest in jail and prison issues, supports a positive reentry experience for the inmates.

The Office on Ex-Offender Affairs and the Commission of Re-Entry and Ex-Offender Affairs

In 2006, the District of Columbia City Council enacted legislation creating the Office on Ex-Offender Affairs and Commission on Reentry and Ex-Offender Affairs for the District of Columbia. In 2007, Mayor Adrian Fenty put the OEA into operation and mandated, pursuant to the Act, that the office will exist to "coordinate and monitor service delivery to the ex-offender population in the District and to provide the Mayor with recommendations to promote the general welfare, empowerment and reintegration of ex-offenders in the District." To that end, the OEA developed plans for implementation of the following activities:

- Reentry Planning and Development
- Institutional Support and Outreach
- Community Education and Outreach
- Juvenile and Community Intervention and Prevention

The OEA will also offer support and guidance to the various policy initiatives and legislation that seek to institutionalize the business of assisting ex-offenders returning to the District from periods of incarceration. OEA plans to actively collaborate with the various criminal justice stakeholders such as the Federal Bureau of Prisons, the D.C. Department of Corrections, the Courts, the Court Services and Offender Supervision Agency, the U.S. Parole Commission and others in crafting and implementing a strategic reentry plan for the District of Columbia.

In summary, the OEA will actively seek to empower and support previously incarcerated persons with the necessary tools and resources that will place them in a position of self-sufficiency that will sustain them throughout the reintegration process. In addition, the OEA will advocate for the rights and liberties of ex-offenders in order to move toward full restoration of citizenship.

PDS Community Reentry Program

The Public Defender Service for the District of Columbia created the Community Reentry Program (CRP) in order to address the ever-widening gap in legal and human support services available for previously incarcerated persons in the District of Columbia. District residents face a myriad of challenges upon release from incarceration including, but not limited to: lack of immediate and transitional housing, unemployment, illiteracy, social adjustment, substance abuse and much more. Any one of the above issues alone or in combination can lead to a return trip to jail, prison or death if not adequately addressed. The CRP provides social service and legal assistance and representation to address the many challenges related to reentry.

In addition to the social adjustment issues returning residents face, they must also contend with widespread discrimination in housing and employment that severely undermines the hope of successful reintegration with family and community. The CRP conducted public education forums to encourage open and honest dialogue and discussion surrounding the misperceptions and stereotypes regarding this population.

In 2007, PDS hosted a day long Expungement Summit at "theARC" in Southeast Washington to fully educate participants on their rights and the provisions under this newly enacted legislation. The Summit also provided information on community resources available to newly released individuals interested in trying to get their lives on track. The Summit included speakers from various agencies and question and answer sessions for participants. Resource tables and legal counsel were available as well.

Occupational Training Program

In June 2007, the University of the District of Columbia (UDC), CSOSA, the Justice Grants

Administration (Executive Office of the Mayor), and Rivers Correctional Institution completed a Memorandum of Understanding to establish a pre-release educational and job readiness pilot program. The partnership enabled UDC to complete a job readiness assessment and begin job skill training with DC offenders nearing release from the Rivers Correctional Institution. The Justice Grants Administration provided funding for 40 eligible offenders to complete the assessments and receive skill upgrades prior to release. As a result of the funding, a skills development lab was completed at Rivers to support this process. The goal is to provide participants with occupational training upon release.

Rivers successfully identified 38 offenders, 34 of whom successfully completed the assessment process and the skills upgrade phase of the project. The first of these offenders was released on January 18, 2007.

Fathering Court Pilot Program

It is estimated that 90,000 children in the District are affected by outstanding child support orders. This is partially attributed to the high numbers of incarcerated fathers who are incapable of paying child support while they are institutionalized. During the fall of 2007, the DC Superior Court's Family Division initiated the Fathering Court pilot. The goal of the program is to abate child support arrears by assisting parents who were previously incarcerated. This is accomplished by providing non-custodial parents with the tools and skills to enable them to become emotionally and financially responsible for their children.

The Fathering Court was made possible through the collaborative efforts of the Child Support Enforcement Division of the District's Office of the Attorney General, CSOSA, the Federal Bureau of Prisons, the Department of Employment Services, the Department of Human Services, CJCC and many other stakeholders. The program pilot is designed to serve 45 non-custodial parents who receive a comprehensive needs assessment, skills and job development, case management services, and comprehensive parenting training.

Department of Employment Services Transitional Employment Program in the Office of Project Empowerment

The Transitional Employment Program (TEP) is the successor to Project Empowerment II (PE) and Project Empowerment Plus (PE+). TEP, similar to its predecessors, is designed to assist all DC low-income residents with barriers to employment, including ex-offenders and others, with job placement and job retention support as well as to provide employment skills development and enhancement. DOES reports that PE and PE+ collectively served a total of 800 ex-offenders and placed 374 participants into unsubsidized employment.

In mid-2007, the increasing volume of referrals to the Transitional Employment Program resulted in the development of a waiting list of approximately 2,000 persons. The District has committed funding to alleviate the waiting list. Awards have been granted to vendors who will replicate DOES' model. Additionally, through partnership with DOES, the DC Housing Authority has initiated TEP.

Detention Capacity and Options

Current Trends in the DC Jail Population

According to the Department of Corrections (DOC), the inmate population shows an overall upward trend, with some seasonal increase in summer months and some seasonal decrease during the winter holidays. Other drops or increases are associated with changes in processing of inmates (e.g., designated felon removal rate, or rate of intake). During the period of time from March 2007 through September 2007, the monthly inmate population remained at a fairly steady level, averaging 3,167. Those charged with drug offenses, parole violations, or assaults accounted for approximately 45% of the jail population. In Fiscal Year 2007, there were 18,436 intakes.

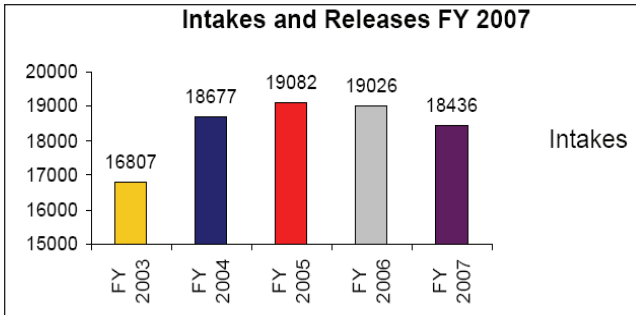


Figure 15. Intakes in Fiscal Year 2007

Source: DC Department of Corrections Facts and Figures October 2007

BACKGROUND

In an effort to better understand the capacity issues faced by the District, the Detention Capacity and Options Committee has focused attention on the demographics and subgroups within the DC jail's. When the jail populations exceed the jails capacity, this creates a dearth in resources, poses security issues, diminishes the conditions within facilities, and increases the frequency of violence within the jails.

	01/07	02/07	03/07	04/07	05/07	06/07	07/07	08/07	09/07
Central Detention Facility	1982	1889	1967	1967	1966	1966	1953	1954	1923
Correctional Treatment Facility	1233	1188	1098	1070	1025	1030	1050	1127	1140
Other Contract Facilities	122	123	120	115	110	115	116	128	127
Total	3337	3200	3185	3152	3101	3111	3119	3209	3190

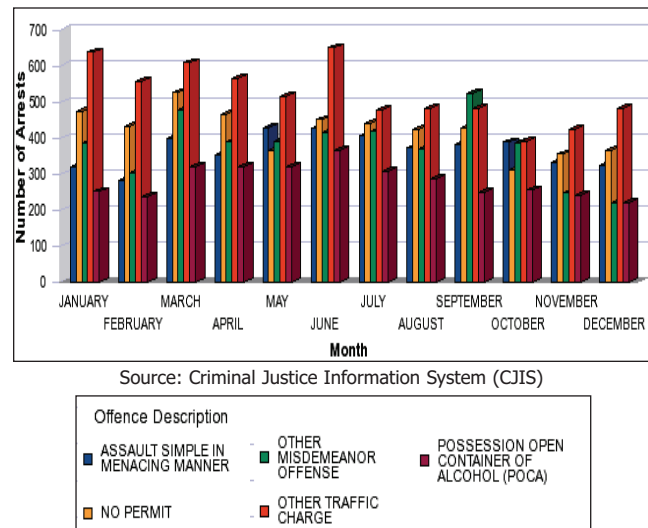
Table 3. Population by Facility Fiscal Year 2007

Source: DOC's Demographic and Statistics

GOALS

The goal of the committee is to identify those inter-agency issues that contribute to capacity challenges and collectively devise solutions. Parole violators, pretrial defendants, and inmates designated to go to the Federal Bureau of Prisons (BOP) have warranted the most attention over the past years. Some of the alternatives used to address these issues include: reprimand hearings, video-conferencing/hearings, researching best practices for pretrial alternatives, and e-designate.

Figure 16. 2007 Adult Arrests



Source: Criminal Justice Information System (CJIS)

ACCOMPLISHMENTS

Processing Parole / Mandatory / Supervised Release Violators

Parole violators continue to make up a large portion of the DC jail population. As of November 2007, there were 435 parole or supervised release violators. In an attempt to decrease the amount of time an offender was to remain in jail while awaiting their final revocation hearing, the United States Parole Commission (USPC) implemented some key procedures.

Advanced Consent

In an attempt to shorten the amount of jail time spent by an inmate awaiting a hearing for a parole violation, USPC instituted the Advanced Consent process. Under the Advanced Consent process, the offender is made an offer at his or her probable cause hearing for an Expedited Revocation Decision (as opposed to an in-person hearing). This process

Detention Capacity and Options

impacts the jail census by shortening the amount of time for decisions to be completed and completes the process soon after the probable cause hearing, thereby decreasing the amount of jail time spent by an inmate awaiting a revocation hearing. 411 cases have been decided via the Advanced Consent process since January 1, 2007. Ninety-four percent (94%) of those who requested advanced consent were approved by a Commissioner. The median processing time for the Advanced Consent Notices of Action was 22 days from the probable cause hearing (or within 27 days from the date the warrant was executed).

Video Hearings

In mid-October 2007, a Tanberg 1000 videoconference machine was installed at the DC jail. The USPC launched the pilot phase of videoconferencing probable cause hearings in December 2007.

USPC Reprimand Sanction Hearing

The United States Parole Commission (USPC) continues its collaboration with the Court Services and Offender Supervision Agency (CSOSA) in the USPC Reprimand Sanction Hearing Program, which began as a pilot project in May 2006. The program involves a Commissioner conducting hearings at CSOSA field sites. At these hearings, persons are given a serious warning by the Commissioner for their violations without having their parole revoked. Detailed supervision and service plans for the offenders are agreed upon by all parties prior to the conclusion of the hearing. The program is designed as a final warning for individuals who have committed administrative violations or been arrested for minor criminal charges and have not responded to initial attempts at intervention by the supervision officer.

The goals of the USPC Reprimand Sanction Hearing are to:

1. Improve the offender's satisfactory compliance with the conditions of release.
2. Reduce parole revocation hearings by providing an alternative, graduated sanction that reduces the need for parole revocation hearings.
3. Reduce the offender's risk level in the community.

4. Identify the offender's needs and collaborate with the agency's stakeholders on service acquisition.

To date, there have been 189 cases, 106 of which did not result in an immediate warrant application and subsequent revocations. There has been a 58% reduction in noncompliant violations by the offenders during the first 90 days following the USPC Reprimand Hearing .

e-Designate

The eDesignate system has become the method for the U.S. Marshals Service (USMS), the Bureau of Prisons (BOP) and the 94 United States Federal Court Districts to process designations and initiate the movement of prisoners to their commitment location. Delivering the necessary prisoner documents and data via a secure, electronic means to the BOP in one complete package and enabling all agencies to monitor and provide relevant information when needed has effectively shortened the post-sentence process, thereby saving detention costs.

Working in partnership with USMS, DOC, CSOSA, and BOP; DCSC has initiated *eDesignate* which eliminates the paper-based workflow process. Superior Court, because of the intricacies associated with its process, became the final district to test and adapt eDesignate in December 2007. Active use of the system will begin in January 2008.

Court Release Study

The Criminal Justice Coordinating Council (CJCC) commissioned a study in fall 2007 to evaluate the transfer of court generated paperwork between the Superior Court, US Marshals Service and Department of Corrections to specifically (1) analyze and provide recommendations pertaining to paperwork exchange and flow among the agencies regarding defendants brought to and released by the Court, (2) assess how the exchange of paperwork may lead to erroneous release (and overdetention, if applicable), (3) examine data sharing among the agencies, and (4) review and provide recommendations to refine and develop, as appropriate, policies and procedures pertaining to the paper flow process. The study is expected to be completed in 2008.

Detention Capacity and Options

COMMUNITY COURTS

DC Misdemeanor and Traffic Community Court and East of the River Community Court

Community courts strive to build stronger and safer neighborhoods, reduce recidivism and improve defendants' lives by addressing the underlying problems that may lead them to commit crimes. Community courts work to achieve these goals by utilizing a problem-solving approach with a strong emphasis on building partnerships among government agencies, social service providers and community groups. The Superior Court currently operates two Community Courts: The DC Misdemeanor and Traffic Community Court (DCMTCC) and The East of the River Community Court (ERCC).

In 2007, the DC Superior Court forged new partnerships with District agencies and organizations, specifically, the Addiction Prevention and Recovery Administration (APRA), the Department of Employment Services (DOES), Unity Health Care, and the Department of Mental Health (DMH), to buttress the goals taken on by the community courts. The specific on-site services are as follows:

- APRA offers on-site assessment and referrals for substance abuse counseling and treatment. APRA's Public Health Technician will request vouchers for services, locating programs accessible to client needs.
- A Manpower Development Specialist with DOES will engage in such tasks as: conducting an in-depth assessment of referred defendants to determine which workforce development services and activities a defendant needs; providing ongoing case management services to defendants; determining supportive service needs of referred defendants; and referring defendants to appropriate supportive service providers. In addition to these services, DOES also provides career counseling to defendants and assists them in developing an Individual Employability Plan (IEP). DOES offers defendants a chance to take part in workforce development programs and services which

include such things as vocational training, transitional employment, basic education and apprenticeship. DOES also provides job development, job search assistance and job placement services.

- A Case Manager with Unity Health Care is onsite at the courthouse and will register eligible D.C. residents for health care services. A Forensic Services Advisor and Court Liaison with DMH will screen defendants from the DCMTCC for mental health services, provide links to services and monitor the connection to services. The Advisor will contact a Core Service Agency (CSA) regarding any defendants known in the mental health system. Information found is provided to the defendant and the Court.

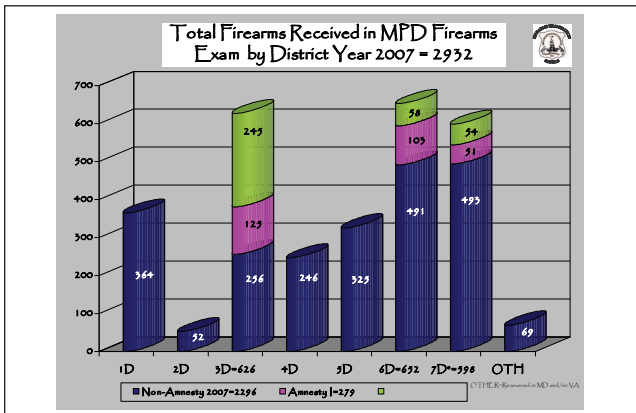
In April of 2007, DCMTCC released its Program Manual of Policies and Procedures.

Gun Violence Reduction

BACKGROUND

In 2007, there were a total of 2,932 guns recovered by the Metropolitan Police Department. Two gun amnesty programs were offered throughout the year. The graph below shows the guns turned in during the amnesty programs by police district as well as the guns recovered by police in each police district. Of the 2,932 firearms received by MPD in 2007, 636 were turned in during amnesty programs offered throughout the year. Of the 2,296 recovered by police officers, the majority were in 6D, 7D and 1D respectively. Juveniles were in possession of 174 firearms in 2007 or 6% of the total recovered (see figure below).

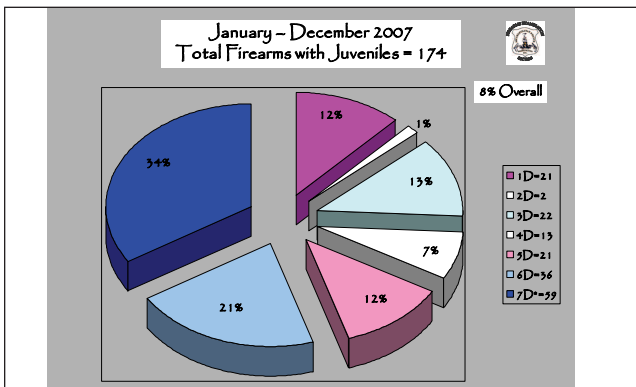
Figure 17. Total Firearms Received in MPD Firearms Exam by District Year 2007



Source: Metropolitan Police Department

As the table below reflects, and similar to the adult gun recovery results, 7D, 6D, 1D and 5D equally were the four police districts where the juveniles with guns were most prevalent.

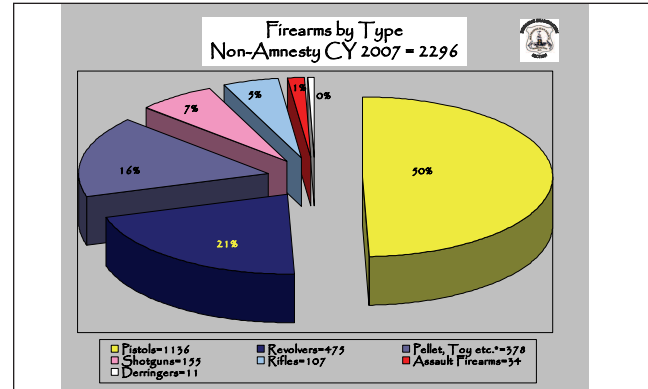
Figure 18. January-December 2007 Total Firearms with Juveniles



Source: Metropolitan Police Department

As the table demonstrates, handguns were used most often in crimes (pistols 50% and revolvers 21%).

Figure 19. Firearms by Type Non-Amnesty CY 2007



Source: Metropolitan Police Department

GOALS

The CJCC agencies worked together on three major initiatives to support the reduction of gun violence in the city. One initiative addressed the high number of outstanding warrants in the city which is often a precursor to violence and escalating crime. **The Fugitive Safe Surrender Initiative** targeted fugitives who might otherwise have to be apprehended in a manner that could easily lead to violence and trauma to families, law enforcement officers and communities.

Another initiative undertaken in 2007, and which continues in 2008, engages community stakeholders in partnership with law enforcement agencies in a **Comprehensive Homicide Elimination Strategy Taskforce**. This effort is designed to provide the Mayor and city officials with a comprehensive report and recommendations on strategies that citizens (youth and adults) and community leaders offer in collaboration with public safety agencies to effectively address and reduce homicides in the city.

As part of a **public education campaign**, the CJCC also continued to structure an ad campaign that will be executed in schools, on public transportation displays, on television and in the movie theatres, and that is designed to discourage criminal activity in the city.

The **Weed and Seed Initiative** promoted by the US Department of Justice, and managed through the US Attorney's Office, demonstrates another comprehensive, targeted, community enforcement and prevention approach to gun violence and crime.

Gun Violence Reduction

ACCOMPLISHMENTS

Fugitive Safe Surrender

Fugitive Safe Surrender recognizes that fugitives often conceal their identities, either to avoid detection or to further their criminal behavior. Most live in constant fear of arrest and support themselves by: (1) continued non-violent criminal activity (e.g., drug sales, prostitution or theft); (2) non-criminal work where they are paid “under the table” and have no health care or other benefits; or (3) becoming a financial burden on family members. In all of these instances, their fugitive status prevents them from participating in the mainstream and creates a broad range of burdens and dangers for the fugitives themselves, their families, and the community. For the thousands of fugitives across America who have no history of violence, *Fugitive Safe Surrender* offers a unique opportunity to take their first and most crucial step toward community reentry.

Authorized by Congress in 2006 and managed by the US Marshals Service (USMS), Fugitive Safe Surrender offers individuals with felony and misdemeanor warrants the opportunity to peacefully turn themselves in to law enforcement officials and have their cases adjudicated in a safe and non-threatening environment, when appropriate. Prior to the District’s event, Fugitive Safe Surrender had been successfully implemented in six U.S. cities and had resulted in over 5,900 individuals voluntarily surrendering.

Like other jurisdictions around the country, the District of Columbia has a large number of outstanding felony and misdemeanor arrest warrants that strain the resources of the city’s law enforcement agencies. These include warrants for probation, parole and supervised release violations as well as bench warrants issued by the court.

In an effort to address this issue, the CJCC embarked upon an initiative to host a Fugitive Safe Surrender event in the District of Columbia. This national program under the United States Marshals Service is designed to encourage persons wanted for non-violent felony or misdemeanor crimes to voluntarily surrender to the law in a faith-based or neutral setting. The goal of Fugitive Safe Surrender is to reduce the risk of violence to law enforcement officers who pursue fugitives, to the neighborhoods

in which fugitives hide, and to fugitives and their families.

Fugitive Safe Surrender in the District of Columbia

US Marshal Steve Conboy introduced Fugitive Safe Surrender (FSS) to the Criminal Justice Coordinating Council in the spring of 2006. CJCC member organizations quickly grasped the potential benefit of this important Department of Justice initiative and immediately began the careful planning process required to successfully implement the program. A Fugitive Safe Surrender Steering Committee, supported by the CJCC, was formed and comprised the following agencies and organizations:

Court Services and Offender Supervision Agency
Superior Court of the District of Columbia
Department of Corrections
Metropolitan Police Department
United States Marshals Service
Pretrial Services Agency
United States Attorney for the District of Columbia
Public Defender Service
United States Parole Commission
Office of the Attorney General
Addiction Prevention and Recovery Administration
Department of Transportation
Executive Office of the Mayor
Defense Bar
Bible Way Church
Howard University
Criminal Justice Coordinating Council.

After more than a year of planning, the Fugitive Safe Surrender Steering Committee successfully established a satellite court operation at the Bible Way Church and on November 1 opened the doors to the first offender. Offenders arrived with their family and friends and were greeted by church volunteers. While waiting for their cases to be called they were given an opportunity to speak with representatives from the Department of Employment Services and the Addiction Prevention and Recovery Administration. Childcare was also provided.


Gun Violence Reduction

During the D.C. Fugitive Safe Surrender Initiative, 530 individuals with outstanding warrants voluntarily surrendered either at the church or at an alternative non-religious site. Of those who surrendered, 15% found that they were not wanted for a warrant. Approximately 25% of those with warrants had traffic cases and the roughly 60% remaining had criminal charges.

Out of a total of 530 surrendering, the vast majority (520) had their cases heard, resolved or assigned new court dates, and they were allowed to return home. Only ten individuals were arrested: three for domestic violence-assault and battery charges, five for escape from a correctional facility, one for armed robbery, and one for felony assault.

The Table 4 summarizes Fugitive Safe Surrender activity:

Figure 20. Nature of Cases of Fugitive Safe Surrender



Source: District of Columbia Pretrial Services Agency

Table 4. Summary Statistics for DC Fugitive Safe Surrender

	Prior to FSS *	Thursday Nov 1	Friday Nov 2	Saturday Nov 3	Total
Date of surrender	55	91	139	245	530
Felony warrants	—	9	18	26	53
Misdemeanor warrants	55	89	99	244	487
Total warrants cleared	55	98	117	270	540
Arrested or remanded into custody	—	1	6	8	15 ** (2.8%)
Surrendered but no warrants located	—	12	23	29	64 (12%)

* Individuals who voluntarily surrendered to authorities earlier in the week (October 29-31, 2007) who were specifically responding to a letter they received about the FSS program.

** A total of 15 individuals were arrested of the 530 who turned themselves in to the church (approximately 2.8% of all individuals processed). This rate is consistent with the average for the previous six participating cities (2.7%). Source: Kent State University FSS Evaluation Report on DC.

Source: District of Columbia Pretrial Services Agency

Gun Violence Reduction

The following table reflects the self-reported demographic data for the individuals who participated in the Fugitive Safe Surrender event.

Table 5. Self-reported Demographic Data for Fugitive Safe Surrender

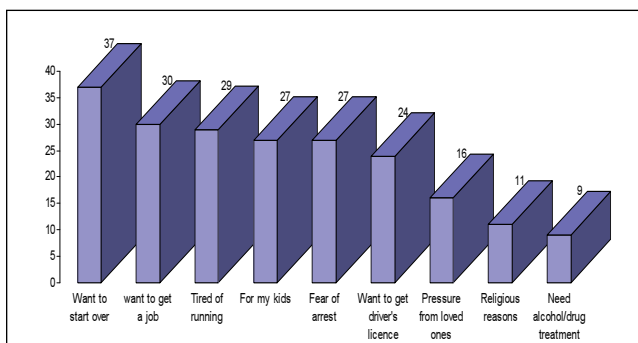
Gender	74%: male 26%: female
Age	Average age = 39 Range from: 17-82
Ethnicity	82%: African American 8%: Hispanic 3%: Caucasian 7% Other
Highest level of education achieved	48%: High school 21%: College 10%: GED 10%: Less than high school 7%: Vocational/ technical school 4% Other
Do you work at a job where you get a paycheck?	40%: Yes 54%: No 6%: No, I'm disabled

Source: Kent State University FSS Evaluation Report on DC.

During this initiative there were more males who surrendered at Bible Way Church. The participants ranged from age 17 to 82 and six out of ten individuals noted that they were disabled or not employed in jobs that gave them regular paychecks. Fifty-eight percent of the group had attained either a high school diploma or a GED, and twenty-one percent reported that they had completed college.

Figure 21. "Why did you surrender today?"

Charts represented in percent

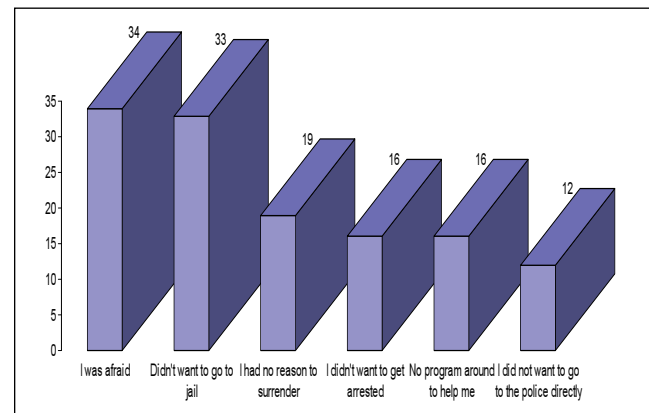


Source: Kent State University FSS Evaluation Report on DC.

While voluntarily turning themselves in to FSS, only 4% of participants believed that they would be arrested and go to jail. This is significantly lower than participants in previous FSS sites, where nearly

one in five individuals who surrendered thought they would go to jail. In Washington DC, only 3% of individuals were actually arrested and taken to jail, so expectations and reality on arrests were very close. Conversely, only 6% of all participants indicated they would plead guilty. All together, 40% of all participants thought they would eventually go home on the same day, and just over half indicated they did not know what would happen to them that day. Consistent with Fugitive Safe Surrender events in other cities, just over half of the individuals who surrendered were accompanied by a family member or a friend.

Figure 22. "Why have you NOT you surrendered today?"



Source: Kent State University FSS Evaluation Report on DC.

Figure 23. "What did you think would happen to you today?"



Source: Kent State University FSS Evaluation Report on DC.

During this initiative we also asked participants, Why they had not surrendered before? The most frequent responses were "I was afraid of what would happen to me" (34%) and "I did not want to go to jail" (33%). A significant number of individuals noted

Gun Violence Reduction

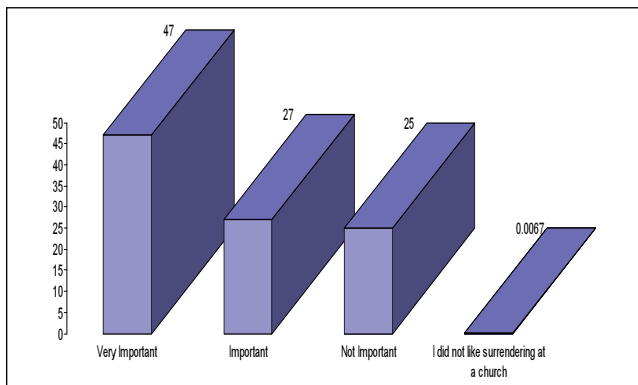
that “I had no reason to surrender” (19%), “I didn’t want to get arrested” (16%), and “There was no program around to help me” (16%). Combined, 49% of individuals said that they did not surrender to police before the FSS program because they did not want to get arrested or they did not want to go to jail.

Consistent with reports by over 5,000 individuals who previously surrendered, a combined 74% of participants indicated that it was either “Very Important” or “Important” that the FSS program was held at a church. The most frequent response (by 47% of participants) was that surrendering at a church was “Very Important — I would only have surrendered in a church.” Less than one percent of respondents reported that they did not like surrendering at a church.

Upon entry into the church (before their warrant status had been checked) sixty-five percent of individuals indicated they were wanted on a misdemeanor warrant. Six percent thought they had an outstanding felony warrant, compared to the 10% of individuals who actually had a felony warrant.

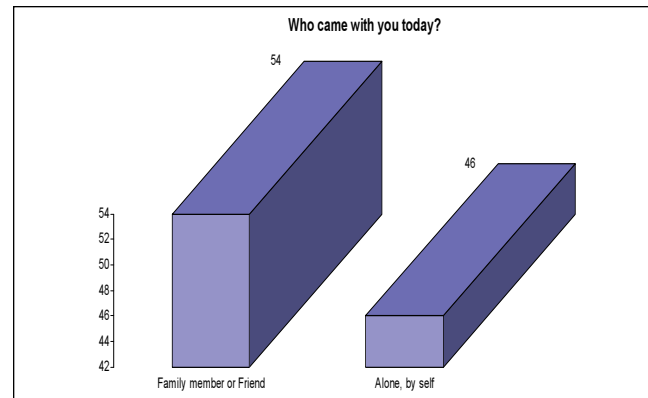
In Washington DC, time since the warrant was issued ranged from warrants that were 5 days old to warrants that were 23 years old; with an average time since the warrant was issued of 1.07 years (or 391 days). This compares to an average time since warrant issued in Akron of about 464 days and Nashville of 314 days.

Figure 24. “How important is it that FSS was at a church?”



Source: Kent State University FSS Evaluation Report on DC.

Figure 25. “Who came with you today?”



Source: Kent State University FSS Evaluation Report on DC.

Comprehensive Homicide Elimination Strategy Task Force

The Comprehensive Homicide Elimination Strategy Task Force (CHEST) was created through the DC Council Bill 16-242—the Homeland Security, Risk Reduction, and Preparedness Act of 2006. This bill included a rider loosely outlining the structure of CHEST. Members appointed by the Executive Office of the Mayor were selected to serve CHEST because they represent a significant number of those who work with at-risk populations, ex-offenders, the Police, interested individuals and victims. The Task Force was charged with providing three community forums to gain insight from the community on how to best reduce homicide and violent crime in the District. The outcomes from the community meetings, will inform a strategic report on homicide elimination, which is due at the Executive Office of the Mayor in 2008. The Task Force which is chaired by the director of the Office of Victims Services, Melissa Hook, includes representatives from the following organizations:

Melissa Hook (Co-Chair), Office of Victims Services

Kenneth Barnes, R.O.O.T., Inc.

David Bowers, NO MURDERS D.C.

Karen Gray, Government Accountability Project

Lori Kaplan, Latin American Youth Center

Ronald Moten, Peaceoholics

Paul Quander, Court Services and Offender Supervision Agency

Winston Robinson, Metropolitan Police Department

Gun Violence Reduction

Shanda Smith, M.O.M.S., Inc.
George Starke, The Excel Institute
Jeffrey Taylor, U.S. Attorney's Office
Franklin Tucker, R.O.O.T., Inc.
Rev. Lennox Yearwood, Hip Hop Caucus
Nancy Ware, Criminal Justice Coordinating Council
LaToya Wesley, Criminal Justice Coordinating Council

Public Awareness Campaign

Be Smart, Choose Freedom is a crime prevention campaign that has been created to engage the residents of the District in efforts to reduce gun and violent crime. The initiative serves to educate youth and adults about the consequences of crime in their communities, as well as to engage them in the opportunities currently available to them. The initiative was developed by the Director of the Department of Corrections, Devon Brown. In 2007, the campaign was launched through a series of advertisements with the Washington Metropolitan Area Transit Authority (WMATA). These ads included 390 citywide bus ads, and 25 Metro Station ads throughout the city including Fort Totten Station, Gallery Place/Chinatown Station, and several other high-traffic Metro stations.

Weed and Seed

The **Weed and Seed program**, developed by the U.S. Department of Justice (DOJ), demonstrates an innovative and comprehensive approach to law enforcement and community revitalization. The strategy behind the program involves a two-pronged approach: law enforcement agencies and prosecutors cooperate in "weeding out" violent criminals and drug abusers, while public agencies and community-based private organizations collaborate to "seed" much-needed human services, including prevention, intervention, treatment, and neighborhood restoration programs. Ultimately, the program seeks to prevent and control violent crime, drug abuse, and gang activity in target areas. There are three recognized Weed and Seed sites in DC:

1. The Northwest Weed and Seed site (Columbia Heights/ Shaw Family Support Collaborative fiduciary);
2. The Frederick Douglas Memorial Weed and Seed site (East of the River Clergy Police Community Partnership fiduciary); and
3. The Northeast Corridor Weed and Seed site (Temple of Praise fiduciary)

Figure 26. Be Safe. Choose Freedom Campaign Posters



Photos by: CBS Outdoors

Information Sharing

BACKGROUND

As the needs of the federal and District criminal justice community have evolved over time, so too has JUSTIS (Justice Information System). After introducing major enhancements in 2005, the CJCC has been adding new features to improve system functionality. This evolution of JUSTIS is a continual process, and plans are constantly being developed to meet the needs of the CJCC community both today and tomorrow. What has consistently set JUSTIS apart from other cross-government collaboration systems in the Metropolitan D.C. region has been the involvement of agencies at both the federal and District levels. Furthermore, neighboring states have also been increasing their reliance on JUSTIS to serve their information needs. For 2007, some key JUSTIS statistics are listed in the table below.

Table 6. JUSTIS Survey

Total registered JUSTIS users	3353
Total number of agencies with JUSTIS access	35
New agencies that requested JUSTIS access	2

Source: CJCC On-Line Survey

GOALS

The Information Technology Advisory Committee (ITAC) met regularly throughout the year to help identify areas of JUSTIS enhancement, and also served as a forum for keeping CJCC member agencies abreast of developments within the overlapping fields of criminal justice, public safety and homeland security. Co-chaired by D.C. Superior Court Chief Judge Rufus King III and Judge Brook Hedge, the ITAC also received updates from the various working groups (the Business Group, the Legal Group and the Security Group). Certain technical enhancements to the JUSTIS system as well as updates to the actual user interface were performed under the stewardship of ITAC. These are detailed in the section below. The overall objective was to harness the power of technology, through JUSTIS to meet the diverse set of needs of the criminal justice community within the District of Columbia.

ACCOMPLISHMENTS

Creation of MyJUSTIS

A customized view of JUSTIS was created for each participating agency. This enhancement was deemed necessary so that JUSTIS conformed more closely to the individual and unique business needs of each agency. It also allowed users the ability to quickly drill down to the exact type of information they needed to perform their individual job functions.

Inclusion of docket images within JUSTIS

Agencies can now view court case docket images (e.g. Court Orders) within JUSTIS.

Introduction of JUSTIS Flex

This technical enhancement, on the system side, permitted agencies to more efficiently forward their data to JUSTIS without having to modify code or redeploy applications.

Enhanced User Account-Level Security

Security-related enhancements were made to JUSTIS to minimize exposure to unauthorized access. This upgrade was the result of regular ongoing reviews aimed at ensuring the latest security protocols and procedures are being considered and implemented.

The process of resetting forgotten passwords was also automated. Users no longer have to call the JUSTIS HelpDesk to get their passwords reset. Instead, they can go online and have the system automatically perform this function.

Launch of Web Services

Data contributions from CSOSA (Court Services and Offender Supervision Agency) to JUSTIS were integrated through Web Services, a secure and convenient way to share data over the DC WAN. This permitted near real-time access of CSOSA information to JUSTIS users.

Information Technology

JUSTIS Training

Extending the utilization of JUSTIS as a tool for improving public safety depends on extensive training. In FY 2007 thirteen separate JUSTIS training sessions were conducted throughout the year for CJCC member agency staff.

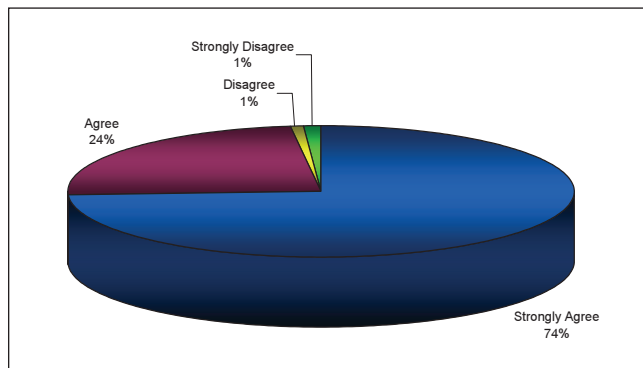
Excellence.gov Award

JUSTIS received an Excellence.gov award in 2007 from the American Council of Technology – Industry Advisory Council (ACT-IAC). It was the first time ACT-IAC honored a non-federal project as a top-five finalist.

Implementation of Consumer Survey

To provide an ongoing assessment of the value of JUSTIS to the user community, an online survey was implemented in 2007. Nineteen agencies participated in the survey. The following results were disclosed:

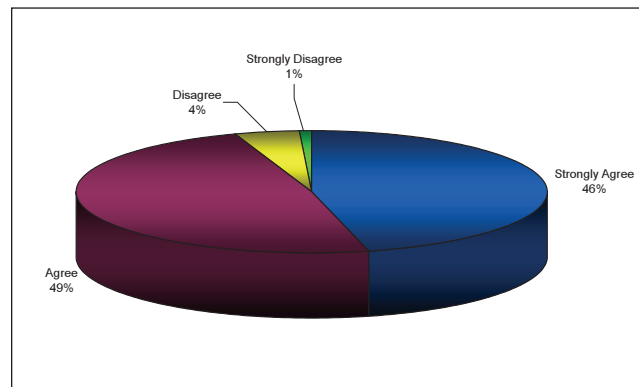
Figure 27. JUSTIS provides important and necessary information for my business.



Source: CJCC Online Survey

Ninety-eight percent (98%) of the survey participants agreed or strongly agreed that JUSTIS provides important information for their agency's business requirements.

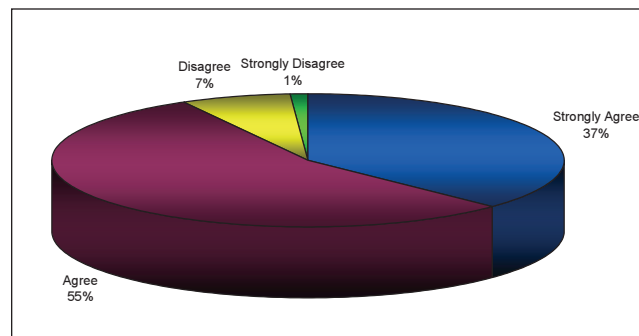
Figure 28. Information is quickly and easily accessible through JUSTIS



Source: CJCC Online Survey

Ninety-five percent (95%) agreed or strongly agreed that JUSTIS provides quick and easy access to information.

Figure 29. JUSTIS is easy to navigate and user-friendly.



Source: CJCC Online Survey

Ninety-two percent (92%) found JUSTIS user friendly. This survey will be repeated periodically throughout each fiscal year to ensure that users are getting what they need from JUSTIS easily and efficiently.

Grants Planning

BACKGROUND

The Grants Planning Committee (GPC) serves as the District's State Advisory Group for the Department of Justice and other public safety grants. The committee is comprised of representatives from all of the major public safety and justice agencies in the city. It serves to coordinate citywide public safety priorities with grant solicitations as a means of maximizing the use of funding resources towards collective goals.

GOALS

This committee seeks to:

- Direct grant resources to District public safety priorities.
- Identify resource and programmatic gaps.
- Evaluate existing programs and grantees for impact on the District's public safety priorities; and
- Foster the sustainability, reliability, and adaptability of programs that exemplify best practices and evidenced based approaches.

ACCOMPLISHMENTS

2007 Office of Justice Grants Administration Sub-grantee Evaluation

JGA is responsible for administering federal grants received by the District from the Office of Justice Programs (OJP) and Department of Justice, including but not limited to the Edward Byrne Memorial Justice Assistance Grant (JAG) program. The JAG program is the product of a merger between the Byrne Grant Program (Byrne) and the Local Law Enforcement Block Grant (LLEBG) Program. The merger of the Byrne and Local Law Block Grant Programs into a single funding stream allows states and local governments to support a broad range of activities to prevent and control crime and to improve the criminal justice system.

During the 2007 Fiscal Year, the CJCC commissioned an evaluation of the District of Columbia's nine Edward Byrne Justice Assistance Grant (JAG) community-based programs funded by the District of Columbia's Justice Grants Administration (JGA).

In an attempt to further the District's efforts to reduce crime and improve the quality of life and

security within the District, JGA evaluates funded programs and monitors their progress. By measuring performance and identifying successes, the evaluation process promotes the administration's policy of assisting programs that are highly effective and innovative.

The nine community-based projects funded under the District of Columbia's Justice Grant Administration through the JAG Program were: (1) About Face!, (2) Family Strengthening at Columbia Heights Education, (3) Time Dollar Youth Courts, (4) Comprehensive Delinquency Prevention Initiative, (5) Teen Dating Violence Prevention, (6) Youth Re-entry Partnership Project, (7) Gang Prevention Through Targeted Outreach, (8) The Re-Entry Initiative, and (9) Visitors' Services Center. These projects were funded to address issues of public safety, criminal justice and violent crimes, and to help improve the quality of life for residents of the District of Columbia. Consistent with the priorities of the Mayor and the District of Columbia's Criminal Justice Coordinating Council (CJCC), the 2006-2007 grantees' work focused on one or more of the following targeted areas:

- reduction of gun violence
- improvement of the reintegration of previously incarcerated persons
- reduction of juvenile violence
- improvement of information sharing across the criminal justice system
- expansion of detention options
- improvement of social-service integration throughout the justice system

A concerted attempt was made to provide some general conclusions across all the 2006-2007 community-based grantees as a result of the evaluation. Among the findings were:

- Improved academic skills and enhancement of other positive school-related behaviors.
- Improvement in areas of youth development.
- Reduction in destructive attitudes that support violence, drugs, and gang involvement.
- Increased knowledge about drug use and its consequences.

To improve the capacity of the grantees, the following recommendations were made:

- JGA should require all sub-grantees to include evaluation plans in their applications. A standard set of measures should be developed for use across programs.

Grants Planning

- Collecting evaluation data would be more efficient if each program had its own external evaluator keeping track of the data.
- JGA should stress the importance of evaluation in project activities.

Technical Assistance and Training

The Office of Partnerships and Grants Development (OPGD) provided technical assistance and training for community-based organizations. A sample of the

capacity building technical assistance made available in 2007 follows:

- Mining for Gold: Foundation Funding
- Grant Writing Triathlon
- OPGD's continuing education units (CEUs) through the Capacity Building workshops. CEUs may be used for professional development, career advancement and state licensing requirements.

Statistical Analysis Center

BACKGROUND

The CJCC houses the DC Statistical Analysis Center (SAC) which executes critical criminal justice related research, analysis and development. The SAC is partially supported by the Bureau of Justice Statistics' State **Justice Statistics (SJS) Program for Statistical Analysis Centers, 2007**. Activities are designed to enhance the District's system-wide planning and implementation capabilities with regard to criminal justice and public safety. The SAC was established under the CJCC in the spring of 2001 by Mayoral Executive Order to provide a division dedicated to the collection, analysis and dissemination of information about the criminal justice system.

GOALS

The SAC's goals are to improve the current system of performance measurement, data collection, processing and analysis in addition to detecting patterns or trends in criminal justice and public safety. The SAC also seeks to implement a theoretical methodology for measures and indicators selected for forecasting patterns in crime and other public safety indices in the District at the citywide level as well as at the neighborhood level.

ACCOMPLISHMENTS

The following reports have been completed under the SAC:

- Current Trends in the District of Columbia Jail Population 2006
- An Analysis of Ten Years of Juvenile Arrests 1995-2004

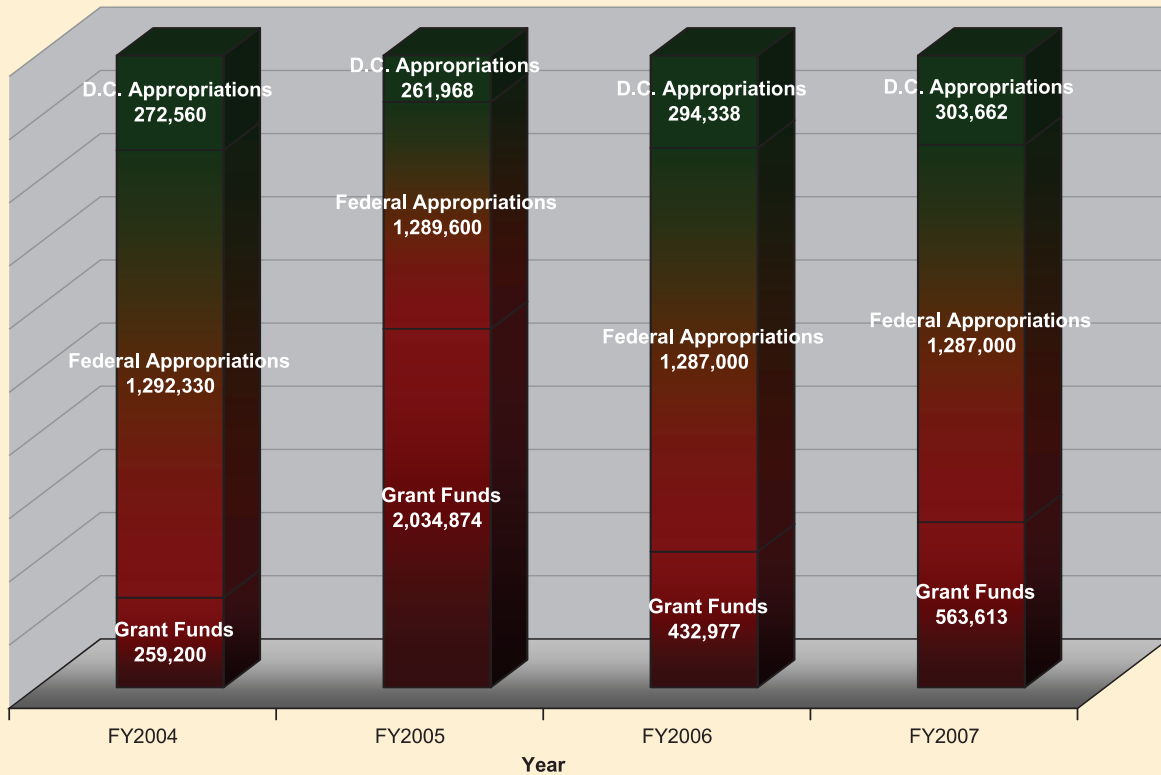
- Evaluations of the Justice Grants Administration's Grant Process and Grant Recipients 2005-2007
- US Parole Commission Recidivism Study Phase I 2007
- Violent Crime Case Review Project 2005
- Addressing Co-occurring Mental Health and Substance Abuse Disorders in the Criminal Justice System: Guiding Principles and DC Practices 2004
- The State of Justice in DC 2005-2007
- Superior Court of the District of Columbia East of the River Community Court Program Manual of Policies and Procedures 2005
- Needs Assessment of the DC Misdemeanor and Traffic Court of the Superior Court of the District of Columbia 2005
- CJCC Annual Reports 2001-2007
- DC Superior Court Medical Alert Protocol Report 2005
- Testing a Universal Screener for Mental Health and Substance Abuse Indicators among Arrestees in the District of Columbia 2006
- The Interface of Mental Illness and the Criminal Justice System in the District of Columbia: Analysis and Recommendations 2006
- Evaluation of Factors that Contribute to Halfway House Escapes 2006

Centralizing juvenile and criminal justice data analysis across agencies is an important function that will move the city towards better management of these populations and support effective program development. The CJCC is designated as the SAC for the District of Columbia to continue cross-system research, evaluation, analysis and practical application.

Budget

CRIMINAL JUSTICE COORDINATING COUNCIL FISCAL YEAR 2004 – 2007 BUDGET

Criminal Justice Coordinating Council
Fiscal Year 2004 - 2007 Budget



Glossary

ACT	ASSERTIVE COMMUNITY TREATMENT	ITLO	INFORMATION TECHNOLOGY LIAISON OFFICER
AECF	ANNIE E. CASEY FOUNDATION	ITSO	INFORMATION TECHNOLOGY SECURITY OFFICER
APRA	ADDICTION PREVENTION AND RECOVERY ADMINISTRATION	JAG	JUSTICE ASSISTANCE GRANT
ASI	ADDICTION SEVERITY INDEX	JDAI	JUVENILE DETENTION ALTERNATIVES INITIATIVE
AUSA	ASSISTANT U.S. ATTORNEY	JGA	JUSTICE GRANTS ADMINISTRATION
BARJ	BALANCED AND RESTORATIVE JUSTICE DROP-IN CENTER/SE SATELLITE OFFICE	JJDP ACT	JUVENILE JUSTICE AND DELINQUENCY PREVENTION ACT
BJS	BUREAU OF JUSTICE STATISTICS	JUSTIS	JUSTICE INTEGRATED INFORMATION SYSTEM
BOP	FEDERAL BUREAU OF PRISONS	LINCS	LINKING INSTITUTIONS, NEIGHBORHOODS, AND COMMUNITY SERVICES TOGETHER
CPEP	COMPREHENSIVE PSYCHIATRIC EMERGENCY PROGRAM	LLEBG	LOCAL LAW ENFORCEMENT BLOCK GRANT
CCE	COUNCIL FOR COURT EXCELLENCE	LOS	LENGTH OF STAY
CEU	CONTINUING EDUCATION UNITS	LOTS	LEADERS OF TODAY IN SOLIDARITY
CHEST	COMPREHENSIVE HOMICIDE ELIMINATION STRATEGY TASK FORCE	MPD	METROPOLITAN POLICE DEPARTMENT
CJCC	CRIMINAL JUSTICE COORDINATING COUNCIL	NAACP	NATIONAL ASSOCIATION FOR THE ADVANCEMENT OF COLORED PEOPLE
CRP	COMMUNITY REENTRY PROGRAM	NIST	NATIONAL INSTITUTE OF STANDARDS AND TECHNOLOGY
CSA	CORE SERVICE AGENCIES	OAG	OFFICE OF THE ATTORNEY GENERAL
CSS	COURT SOCIAL SERVICES	OEA	OFFICE OF EX-OFFENDER AFFAIRS
CSOSA	COURT SERVICES AND OFFENDER SUPERVISION AGENCY	OJJDP	OFFICE OF JUVENILE JUSTICE AND DELIQUENCY PREVENTION
DCMTCC	DC MISDEMEANOR AND TRAFFIC COMMUNITY COURT	OJP	OFFICE OF JUSTICE PROGRAMS
DCPS	DISTRICT OF COLUMBIA PUBLIC SCHOOLS	OPC	OFFICE OF POLICE COMPLAINTS
DCSC	DISTRIC OF COLUMBIA SUPERIOR COURT	OPGD	OFFICE OF PARTNERSHIPS AND GRANT DEVELOPMENT
DCSC-FC	DISTRIC OF COLUMBIA SUPERIOR COURT – FAMILY COURT	ORE	OFFICE OF RESEARCH AND EVALUATION
DMC	DISPROPORTIONATE MINORITY CONTACT	OUC	OFFICE OF UNITED COMMUNICATION
DMH	DEPARTMENT OF MENTAL HEALTH	PE	PROJECT EMPOWERMENT II
DMV	DEPARTMENT OF MOTOR VEHICLES	PE+	PROJECT EMPOWERMENT PLUS
DOC	DC DEPARTMENT OF CORRECTIONS	PDID	POLICE DEPARTMENT IDENTIFICATION
DOES	DEPARTMENT OF EMPLOYMENT SERVICES	PDS	PUBLIC DEFENDERS SERVICE
DOH	DEPARTMENT OF HEALTH	PINS	PERSONS IN NEED OF SUPERVISION
DOJ	DEPARTMENT OF JUSTICE	PSA	PRETRIAL SERVICES AGENCY
DQA	DATA QUALITY ANALYSIS	RSH	REENTRY AND SANCTIONS CENTER
DSO	DEINSTITUTIONALIZATION OF STATUS OFFENDERS	SAC	STATISTICAL ANALYSIS CENTER
DYRS	DEPARTMENT OF YOUTH REHABILITATION SERVICES	SAMHSA	SUBSTANCE ABUSE AND MENTAL HEALTH SERVICES ADMINISTRATION
ERCC	EAST OF THE RIVER COMMUNITY COURT	SATMHSI	SUBSTANCE ABUSE TREATMENT AND MENTAL HEALTH SERVICES INTEGRATION TASK FORCE
FEMS	FIRE AND EMERGENCY MEDICAL SERVICES DEPARTEMENT	SLA	SERVICE LEVEL AGREEMENT
FSS	FUGITIVE SAFE SURRENDER	TEP	TRANSITIONAL EMPLOYMENT PROGRAM
GAIN	GLOBAL ASSESSMENT OF INDIVIDUAL NEED	TRAIN	TRUANCY REDUCTION APPLIATION INTERFACE
GAO	US GOVERNMENT ACCOUNTABILITY OFFICE	UDC	UNIVERSITY OF THE DISTRICT OF COLUMBIA
GPC	GRANTS PLANNING COMMITTEE	USAO	UNITED STATES ATTORNEY'S OFFICE
GPS	GLOBAL POSITIONING SYSTEMS	USMS	UNITED STATES MARSHALS SERVICE
HOT	HOMELESS OUTREACH TEAM	USPC	UNITED STATES PAROLE COMMISSION
ICSIC	INTERAGENCY COLLABORATION AND SERVICES COMMISSION	WMATA	WASHINGTON METROPOLITAN AREA TRANSPORTATION AUTHORITY
ITAC	INFORMATION TECHNOLOGY ADVISORY COMMITTEE	YSC	YOUTH SERVICES CENTER

CJCC Staff

Nancy M. Ware
Executive Director

Vivian Rankin
Special Assistant

Myra Fisher
Executive Assistant

Mannone A. Butler
Legal Advisor/Analyst

Quincy Booth
Program Analyst

LaToya Wesley
Research Analyst

Joel Braithwaite
Compliance Monitor

Imran Chaudhry
Chief Information Officer

Diana Calderon
JDAI Coordinator

Kwaku Attakora
Senior Statistician/Researcher Coordinator

CJCC Support Staff

Mohammad Khan
Database and Webmaster Administrator

Colleen Moses Sr.
Network/Security Administrator

Kalynda Smith
Research Assistant

Vernon Scott
Research Assistant

Elizabeth Johnson
Office Assistant

Notes

Notes



**One Judiciary Square
441 4th Street, N.W. Suite 727 North
Washington, D.C. 20001
Office: (202) 442-9283 • Fax: (202) 442-4922
www.cjcc.dc.gov**