



Connecting Agencies for a Safer Community

Annual Report 2005



Table of Contents

CJCC Membership	02
Acknowledgements	04
Letter from the Co-Chair	08
Executive Summary	09
CJCC Committee Structure	14
2005 CJCC Accomplishments by Committee and Subcommittee	15
Pretrial Systems and Community Options Committee	15
Halfway House Subcommittee	16
Community Courts Subcommittee	18
Grants Planning Committee	26
Reentry Steering Committee	28
Operational Committee	30
Warrants Subcommittee	31
Interagency Technical Advisory Committee	32
CJCC Workgroups	34
Juvenile Justice/Truancy Workgroup	34
Substance Abuse and Mental Health Workgroup	47
Detention Capacity and Community Resources Workgroup	55
Gun Violence Workgroup	56
Statistical Analysis Center	57
Budget	60
Future Goals	61
Glossary	62



One Judiciary Square
 441 4th Street, N.W. Suite 727 North
 Washington, D.C. 20001
 Office: (202) 442-9283
 Fax: (202) 442-4922
www.cjcc.dc.gov



CJCC Membership

CJCC Membership



The Honorable Anthony A. Williams
Mayor of the District of Columbia



The Honorable Paul A. Quander, Jr.
Director, Court Services and Offender Supervision Agency



The Honorable Linda W. Cropp
Chairman, District of Columbia Council



The Honorable Phil Mendelson
Chair, Judiciary Committee
District of Columbia Council



Edward Reiskin
Deputy Mayor for Public Safety and Justice
District of Columbia



Susan W. Shaffer
Director, Pretrial Services Agency



The Honorable Kenneth L. Wainstein
United States Attorney for the District of Columbia



Avis Buchanan
Director, Public Defender Service



The Honorable Edward F. Reilly, Jr.
Chairman, United States Parole Commission



The Honorable Harley G. Lappin
Director, United States Bureau of Prisons



The Honorable Rufus G. King III
Chief Judge, Superior Court of the District of Columbia



Elwood York
Interim Director, Department of Corrections



Charles H. Ramsey
Chief, Metropolitan Police Department



Steve T. Conboy
United States Marshals Service



Robert J. Spagnoletti
Attorney General for the District of Columbia



Vincent Schiraldi
Director, Department of Youth Rehabilitation Services
District of Columbia



Nancy M. Ware
Executive Director, District of Columbia Criminal Justice Coordinating Council

CJCC Mission Statement

As an independent agency, the Criminal Justice Coordinating Council (CJCC) for the District of Columbia is dedicated to continually improving the administration of criminal justice in the city.

The mission of the CJCC is to serve as the forum for identifying issues and their solutions, proposing actions, and facilitating cooperation that will improve public safety and the related criminal and juvenile justice services for District of Columbia residents, visitors, victims, and offenders. The CJCC draws upon local and federal agencies and individuals to

develop recommendations and strategies for accomplishing this mission. The guiding principles are creative collaboration, community involvement, and effective resource utilization.

CJCC is committed to developing targeted funding strategies and the comprehensive management of information through the use of integrated information technology systems and social science research.

Acknowledgements



Acknowledgements

The following committee and subcommittee chairs have been responsible for guiding the work of the CJCC. Their accomplishments, combined with the work of the members of those committees, are reflected in this report. The CJCC appreciates the time and effort they have dedicated to improving justice, safety and systemic efficiency on behalf of the citizens of the District of Columbia.

Pretrial Systems and Community Options Committee

- Susan W. Shaffer, Director, Pretrial Services Agency
- The Honorable Harold Cushenberry, Presiding Judge, Criminal Division, Superior Court of the District of Columbia

Community Courts Subcommittee

- The Honorable Ann Keary, Presiding Judge, East of the River Community Court, Superior Court of the District of Columbia
- The Honorable Richard Rangel, Presiding Judge, D.C. and Traffic Community Court, Superior Court of the District of Columbia

Halfway House Subcommittee

- Rainey Ransom, Special Counsel to Chief Judge, Superior Court of the District of Columbia
- Brenda Baldwin-White, General Counsel, District of Columbia Department of Corrections

Grants Planning Committee

- Edward Reiskin, Deputy Mayor for Public Safety and Justice

Reentry Committee

- The Honorable Paul Quander, Director, Court Services and Offender Supervision Agency
- Neil Albert, Deputy Mayor for Children, Youth, Families and Elders

Acknowledgements

Operational Committee

- The Honorable Rufus King III, Chief Judge, Superior Court of the District of Columbia
- Charles H. Ramsey, Chief, Metropolitan Police Department
- The Honorable Kenneth L. Wainstein, United States Attorney for the District of Columbia

Warrants Subcommittee

- Steve Conboy, United States Marshals Service

Interagency Technical Advisory Committee

- The Honorable Rufus King III, Chief Judge, Superior Court of the District of Columbia
- The Honorable Brook Hedge, Associate Judge, Superior Court of the District of Columbia

Detention Capacity and Community Resources Workgroup

- Edward Reiskin, Deputy Mayor for Public Safety and Justice
- Elwood York, Interim Director, District of Columbia Department of Corrections

Gun Violence Workgroup

- The Honorable Kenneth L. Wainstein, United States Attorney
- Charles H. Ramsey, Chief, District of Columbia Metropolitan Police Department

Juvenile Justice Workgroup

- The Honorable Lee Satterfield, Presiding Judge, Family Court, Superior Court of the District of Columbia

Truancy Prevention Workgroup

- The Honorable Lee Satterfield, Presiding Judge, Family Court, Superior Court of the District of Columbia
- The Honorable Tommy Wells, District of Columbia School Board



Acknowledgements

The CJCC staff and all of the stakeholders and principals of the justice community who have shared in the CJCC's mission are especially acknowledged for their input and guidance. In addition, appreciation goes to the following individuals who have made significant contributions to the 2005 Annual Report:

- **Michael Francis**
Community Court Coordinator
Superior Court of the District of Columbia
- **Cedric Hendricks**
Associate Director for the Office of Legislative, Intergovernmental, and Public Affairs, Court Services and Offender Supervision Agency for the District of Columbia
- **Nola Joyce**
Chief Administrative Officer, Metropolitan Police Department
- **Brenda Baldwin-White**
General Counsel
D.C. Department of Corrections
- **Claire Johnson**
Director of Justice and Community Relations
Co-Chair, Research Review Committee
Pretrial Services Agency
- **Rainey Ransom**
Special Counsel to Chief Judge King
Superior Court of the District of Columbia
- **Patricia Riley**
Special Counsel to the U.S. Attorney for the District of Columbia

CJCC Staff



CJCC Staff: Bottom Row, left to right—Kalynda Smith; Michael Bonner; Jennifer Lynn-Whaley; Myra Fisher **Top Row, left to right**—Rodney Mitchell; Quincy Booth; Melanie Bailey; Steve Gaither; Latoya Wesley; Jaroy Johnson; Mobi Hamayun; Richard Catalon

Letter from the CJCC Co-Chair



Dear CJCC Stakeholders:

As I begin my first year as co-chair of the Criminal Justice Coordinating Council (CJCC), I would like to express my gratitude for the energy and enthusiasm demonstrated by the CJCC in supporting the District of Columbia's public safety and justice agencies. I anticipate that we will move forward with even greater energy as we continue to collaborate with our local and federal partners in prevention, enforcement, and justice initiatives.

We continue to make significant strides to reduce crime, increase safety, and make the District a comfortable place for all of our citizens. Crime fell by 18% in 2004 to its lowest level since 1969, and preliminary data for 2005 indicates that total crime declined in all police districts, showing that neighborhoods around the city are safer than they have been in years. We have made significant strides at reducing truancy at the elementary school level in D.C. Public Schools. Truancy is one of the primary precursors to juvenile crime and prevention is key to controlling it. We have also worked closely with all our law enforcement partners both locally and federally to address violence and crime in the Hot Spots identified by the Mayor's office.

Despite our successes, we still face numerous challenges including the successful reintegration of returning offenders, reducing juvenile violence, managing the District's jail/detention capacity, and data sharing among CJCC member agencies. However, I am encouraged by the strides we have made over the last few years, energized by the work ahead, and confident that there are many successes to come.

We thank you all for your continuing support as we move forward together.

Sincerely,

Paul A. Quander, Jr.
Director, Court Services and Offender Supervision Agency
Criminal Justice Coordinating Council Co-Chair

Executive Summary

The Criminal Justice Coordinating Council (CJCC) has been engaged in a year of significant accomplishments. Many of the collaborative efforts that have been undertaken over the years have had a positive impact on public safety and the reduction of crime. The Metropolitan Police Department reported that overall crime was reduced by 18% in 2004. This was the lowest crime level in the District since 1969. Preliminary data for D.C. Code Index Crimes indicated that crime fell another 7% in 2005.

This year the CJCC members have made a commitment to share criminal justice information among public safety agencies using the Justice Integrated Information System (JUSTIS). To this end, JUSTIS Phase IV was undertaken to strengthen the infrastructure and increase the reliability and response time of its applications. The mission of the JUSTIS Phase IV system is to provide the city's public safety and justice agency users with a well-designed system that makes consumption, viewing and exchange of criminal justice information easier, while at the same time giving key stakeholders access to information for reporting, decision-making, and other requirements they need. This has been achieved through the integration of fast data search and intuitive system design. The JUSTIS Phase IV system has an

add-on application called VisuaLink that allows a user to graphically display data in a way that substantially improves the management of cases across agencies.

The JUSTIS Phase IV system also employs the United States Department of Justice's newest standard, the global justice extensible markup language (Global JXML) data model. This standard provides justice and public safety communities the ability to share justice information safely and securely at all levels. It is the goal of the Office of Justice Programs that every District justice agency employ Global JXDM to lay the foundation for local, state, and national justice interoperability. Global JXDM is an XML standard designed specifically for criminal justice information exchanges. It is a tool that provides law enforcement, public safety agencies, prosecutors, public defenders, and the judicial branch an effective means for sharing data and information in a timely manner.

The CJCC recognizes that enforcement must be targeted at the "hot spots" or high crime neighborhoods that the Mayor's office has identified throughout the city. The CJCC's gun violence reduction approach in these communities utilized the Project Safe Neighborhoods and the Homicide Reduction



Executive Summary

Executive Summary

Strategy which engaged federal and local law enforcement agencies in a concentrated effort. To further support these targeted enforcement strategies, resource allocation through the Grants Planning committee completed the first year of evaluation of Byrne and Local Law Enforcement Block Grant recipients in compliance with the Bureau of Justice Assistance requirements. The evaluation accomplished three major goals. It categorized the sub-grantee programs that targeted geographical hot spots in the city and addressed some of the priority areas for public safety. It provided a mechanism for ascertaining the technical assistance needs of these sub-grantees so that training could be designed to strengthen their capacity to participate in the city's public safety strategy. Finally, the evaluation initiated an annual process of evaluation which will provide the D.C. Justice Grants Administration with a tool to improve their funding allocation. The CJCC Grants Planning Committee also completed the three-year Justice Assistance Grant (JAG) state strategic plan, incorporating the priorities identified by the Mayor, the citizens, the D.C. Council and the CJCC.

The Grants Planning Committee includes not only federal and District agency partners, but also the Washington Regional

Grant Makers; the Children and Youth Investment Trust ("the Trust"), and the Office of Partnership and Grants Development. The committee is working to: 1) maximize the dollars granted by local foundations, the Trust, and federal funds and 2) collaborate on capacity development among community based organizations so that the city reaps better benefits from the strategic use of these resource partnerships.

As a practical matter, the use of halfway houses in the city has been a source of considerable debate in recent years. The Halfway House subcommittee has worked hard this year to engage the Judges, the Department of Corrections, the U.S. Attorney's Office and the Public Defender Service in a discussion to clarify the criteria that will result in the best use of this resource. As a result of their collaborative efforts, the waiting list for halfway house space has been eliminated and the bed space is now being made available according to statutory guidelines. Additionally, the subcommittee is now collecting data on the demographics of the pretrial population in order to determine their programmatic needs in FY 2006.

The D.C. Misdemeanor and Traffic Community Court and the East of the River Community Court have provided another

important resource to the city for low level offenders who could benefit from mental health, substance abuse and other social service supports as well as community service rather than being repeatedly cycled through the DC Jail. As a relatively new court with many partners to make it work, the East of the River Community Court Subcommittee prioritized the completion of a policy and procedures manual so that there is now a document that captures the operational procedures.

In FY 2005, a needs assessment was completed for the D.C. and Traffic Misdemeanor Community Court which provides recommendations that will guide the subcommittee's work this year. The partners, which include the D.C. Superior Court, the Office of the Attorney General, the Metropolitan Police Department, Trial Lawyers Association, and community-based organizations, will develop a policies and procedures manual as well as performance measures this year. These strategies are intended to strengthen resources at the front end of the system and to identify other resources that may assist in avoiding unnecessary use of jail time.

To help ensure that offenders released from prison or jail have every opportunity to reintegrate successfully into the community, several approaches have been taken, including the

One-Stop Shop which served over 600 clients since its opening in May 2004. This center offers health, mental health and employment support to previously incarcerated persons. Efforts are underway to consider how to continue to strengthen this important link in reducing recidivism in the city.

The Reentry Committee members also worked with the D.C. Council Judiciary Committee on the Omnibus Public Safety Ex-offender Self-sufficiency Reform Act to facilitate reentry transition.

An analysis was completed of abscondences from the Federal Bureau of Prisons' contracted halfway houses in D.C. that resulted in recommendations for risk assessments and programming.

The Court Services and Offender Supervision Agency (CSOSA), the Bureau of Prisons, the U.S. Parole Commission, the Metropolitan Police Department, the U.S. Attorney's Office and community and faith-based organizations are working together to provide viable pre-release planning, mentoring and social service support for the reentrants, as well as, supervision and enforcement for those who violate their conditions of release.



Executive Summary

Efforts to decrease the unnecessary use of jail beds are influenced by almost everything that occurs throughout the criminal justice continuum. Consequently, much of the work of the CJCC committees and subcommittees has jail capacity as an underlying consideration.

The number of parolees who have been revoked on administrative violations has been increasing in the jail population. Therefore the U.S. Parole Commission has implemented an advance consent expedited parole hearings pilot which eliminates probable cause hearings. The Department of Corrections is also conducting release plans to expedite prisoner movement out of the jail. Results are being evaluated to determine the impact of these two efforts.

An historical analysis of the D.C. Corrections population has been completed to consider the implications of trends over the years in the population in the jail.

The committee is looking closely at the demographics of the jail population to understand the groups that are lingering in the jail unnecessarily and to determine areas that must be considered to reduce the revolving door syndrome.

The CJCC spent a great deal of time looking at the precipitating factors that often result in juvenile offenses. Chronic truancy has long been recognized as one of the significant precursors contributing to juvenile delinquency. D.C. School Board member Tommy Wells and Judge Lee Satterfield have taken this issue on as an important one for the city. Under their leadership, the Truancy Workgroup implemented a city-wide strategy to reduce truancy in the elementary and middle schools. With the involvement of the Child and Family Services Agency, the Citywide Collaboratives, the D.C. Public School System, the Office of the Attorney General, and the Family Court, the Truancy Workgroup made a significant impact on truancy rates in elementary schools. Additionally, they implemented an evidence based practice called the Byers Model in two middle schools to test the School Based Truancy Court model in the District. Early results have been extremely impressive thus far. The CJCC is working closely with the Metropolitan Police Department and D.C. Public Schools (D.C. PS.) to analyze truancy rates throughout the city and the nexus with juvenile crime in targeted hot spots.

Funding from the Casey Foundation will allow the implementation of the Juvenile Detention Alternatives Initiative in D.C.,

Executive Summary

which seeks to provide a comprehensive service continuum for juveniles to decrease their failure to appear for court hearings and to strengthen community supervision options. Under the leadership of Deputy Mayor Donald-Walker and Judge Josey-Herring, presiding judge of the Family Division, this initiative includes Court Social Services, the Department of Youth Rehabilitative Services, the Department of Mental Health, the Office of the Attorney General, the D.C. Council, the Public Defender Service and the Addiction Prevention and Rehabilitation Agency.

Finally, as the Statistical Analysis Center for the District, the CJCC conducted research and evaluation projects to help plan approaches to pressing problems within the criminal justice and public safety arenas.

These included:

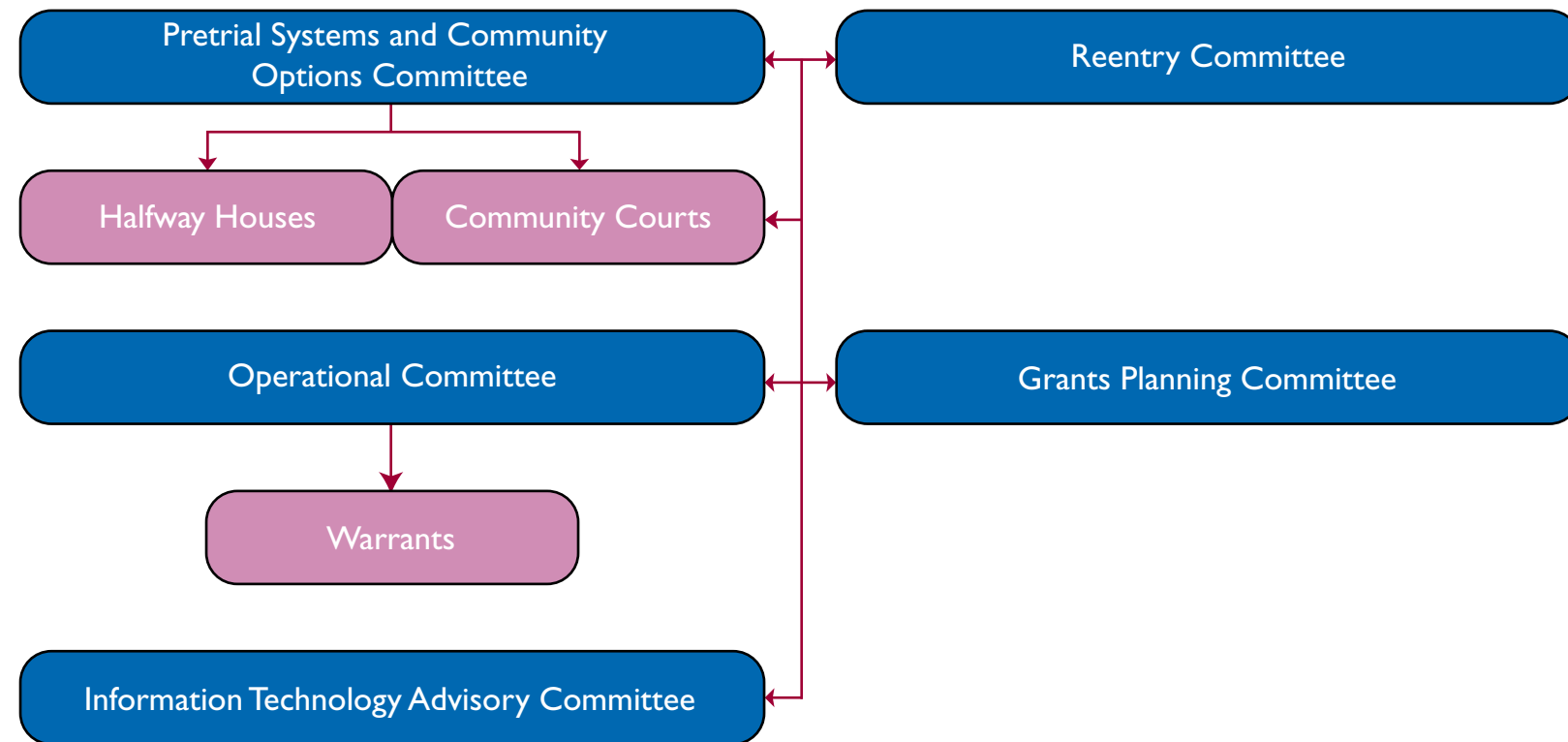
- An Analysis of Programs Addressing Co-occurring Disorders Throughout the D.C. Criminal Justice System
- The Universal Screening Project Report (to detect potential substance abuse and/or mental health disorders among defendants upon arrest)

- The Violent Crime Case Review Project
- A Ten-Year Analysis of Juvenile Arrests in the District of Columbia
- An Analysis of Reentrants Halfway House Abscondences
- A Trend Analysis of the D.C. Jail Population
- The collection and analysis of data in support of the CJCC members and committees

Nancy M. Ware
Executive Director,
Criminal Justice Coordinating Council



Criminal Justice Coordinating Council



Pretrial Systems and Community Options Committee

The Pretrial Systems and Community Options Committee (PSCO) adopted 13 focus areas toward accomplishing its mission. In 2005, the PSCO Committee prioritized these into immediate short term and long-term efforts, and identified 17 individual projects to be undertaken by the member agencies and independent entities. The PSCO Committee has a Community Courts Subcommittee and a Halfway Houses Subcommittee.

Accomplishments of the PSCO Committee include:

- A report on the state of progress for the 13 focus areas identified by the main Committee specified what work has been done or is underway, what useful information has been collected, what challenges or limitations are associated with each focus area, and what efforts (long-term and short-term) the Committee could/should pursue.
- The formation of the Data Identification Workgroup to conduct an inventory of all data available or needed to

undertake key projects for six priority focus areas. Each agency identified the data that could be useful, the specific type of data available, and the process for obtaining it.

- The development of recommendations for projects that could be undertaken with the data available. These 17 projects primarily included research and technical assistance efforts.
- The request for and receipt of technical assistance from American University to aid in responding to the growing needs of the East of the River Community Court and to address some very difficult operations and management challenges that affected participant agencies.
- The production and dissemination of a memorandum designed to provide information about the Safety Net (drug treatment readiness) Program's resources, placement procedures and required forms and documentation.

CJCC Accomplishments by Committee & Subcommittee



Halfway House Subcommittee

Efficient placement into District of Columbia halfway houses (HWHs) continued to be a significant project during 2005. The D.C. Department of Corrections allocated 121 community beds for HWH placement. These beds stayed full during much of 2005, and at times a waitlist reaching 60 people existed due to the number of court orders that outnumbered the space available. The Pretrial Systems and Community Options (PSCO) Committee identified this issue as one that needed special and immediate attention; hence, a subcommittee was created. Its member agencies were D.C. Superior Court, Pretrial Services, D.C. Department of Corrections, D.C. Public Defender Services, and the U.S. Attorney's Office.

The Halfway House Subcommittee accomplished several tasks in a short period of time. First, a halfway house fact sheet was developed to give judges accurate information about the process for placing defendants into halfway houses.

Representatives of both Pretrial Services and the Department of Corrections met with judges and prosecutors to answer any questions about placement. The Public Defender Service took

an active role in getting fact sheet information to members of the defense bar. The High Intensity Supervision Program of Pretrial Services assessed each defendant on the list to suggest options to the court for alternative placement. By sharing logistical placement information and explanations concerning non-placement to the judiciary, defendants who were best suited for HWH placement were so ordered.

Second, a notification process was enhanced so that when defendants were found to be ineligible for HWH placement, the judge presiding over that case was immediately notified via fax. The notification provided the judge with an explanation of the reason for delayed placement or non-placement, and the judge was able to change the orders in favor of a more suitable pretrial release condition.

Finally, the Subcommittee examined charge and demographic data of defendants already in a HWH, particularly the defendants whose stay exceeded 30 days. With the assistance of the High Intensity Supervision Unit at Pretrial Services, defendants whose HWH stay was without incident

CJCC Accomplishments by Committee & Subcommittee

were oftentimes re-evaluated by the courts for a lower level release condition.

The initial tasks of the Subcommittee were accomplished, thereby paving the way for the PSCO Committee to restructure its tasks and goals. In 2006, the new Pretrial Alternatives subcommittee will, among other things, examine the entire pretrial population at the jail to identify community placement alternatives that might help plan for less restrictive community based placements for special populations at the jail.

Accomplishments of the Halfway Houses Subcommittee include the following:

- Many of the Subcommittee's objectives for HWH placement improvement were met and the Subcommittee determined it would expand its scope to focus in part on the pretrial population at the jail.
- The new Subcommittee will identify community placement alternatives for high risk defendants who would be eligible for release with more extensive supervision options in the community (e.g., Global Positioning Systems).

- The Subcommittee developed an efficient (electronic vs. manual) process for providing judges with more accurate and useful information for defendants' status for (HWH) placement.
- The Subcommittee produced and disseminated a memorandum designed to better educate the Courts about HWH resources and limitations.
- The Pretrial Services Agency (PSA) also initiated a process to review HWH placements that might be better handled by the High Intensity Supervision Program.
- As a result of these efforts, the waitlist at the jail for HWH placements has substantially decreased.

CJCC Accomplishments by Committee & Subcommittee



Community Courts Subcommittee

Both the East of the River Community Courts (ERCC) and D.C. and Traffic Community Courts continue to serve the District as problem solving institutions that seek not only to grapple with quality of life offenses and public safety, but to make a concerted effort to address the underlying causes. The Community Courts recognize that in many cases, "underlying issues" often precipitate criminal activity. The Community Courts operate under a collaborative system in conjunction with government and community-based organizations across the city that supports its vision and mission by providing a myriad of services and treatment options. Nevertheless, defendants are held accountable and responsible for changing the course of their lives and antisocial behavior, and may receive immediate sanctions commensurate with their offenses.

Restorative justice is one of the linch pins of the Community Courts' approach to problem solving and responding to the quality of life concerns in communities. Defendants regularly receive Community Service, thereby giving back to places where they were once a liability. The philosophy and

efficient operation of the Community Courts are a direct function of its leadership. These two courts were fortunate to have been developed and nurtured by Judge Noel Kramer who began and presided over the East of the River Community Court, and Judge Richard Rangel who began and presided over the D.C. Misdemeanor and Traffic Court. Their leadership helped to shape these important institutions in the nation's capitol.

In February 2005, the Honorable Ann O' Reagan Keary (the Deputy Presiding Judge of the Criminal Division) took over the helm as the Presiding Judge of ERCC. Following the lead of her predecessor, Judge Keary immediately reached out and engaged the community and its leadership by scheduling and attending monthly community meetings in the neighborhoods of the defendants she adjudicates. Such meetings included but were not limited to:

- 6th District Citizens Advisory Council Meeting
- 7th District Citizens Advisory Council Meeting
- Police Service Area 701 Meeting

CJCC Accomplishments by Committee & Subcommittee

In September 2005, The Court hosted a conference: "Community Courts: Working Together for D.C.!" The all-day conference, with welcoming remarks from District of Columbia Court of Appeals Judge Noel A. Kramer and D.C. Superior Court Chief Judge Rufus G. King III was an effort to enhance the Community Courts by strengthening their partnerships with D.C. government agencies. Officials and representatives from the D.C. Council, government agencies, criminal justice agencies, the Superior Court Trial Lawyers Association, private non-profit social services agencies, and the D.C. Courts attended the conference.

In 2005, the D.C. Misdemeanor and Traffic Community Court placed two Masters level social work students to assist the Court in screening and assessing defendants for social services and/or treatment needs. Moreover, in an effort to expand the diversion options available in the D.C. Misdemeanor and Traffic Community Court, in February 2005, the Community Court established and filled a Case Manager position. The Case Manager conducts social services interviews/assessments of defendants, identifies any social services and/or treatment needs, and refers and links defendants to social service providers. The social work students assist the Case Manager with these duties.

In February 2005, the District of Columbia Superior Court and East of the River Community Court (ERCC) completed a "Needs Assessment Report" and finalized the report for public release in June 2005. The identified needs provided the ERCC information required to move forward, to build community support for the ERCC, and to provide baseline information to measure the ERCC's success. The ERCC collected information for the needs assessment from a range of sources including government agencies, interviews and focus groups with key stakeholders, community forums sponsored by the Court, and community meetings sponsored by neighborhood organizations.

Further, while the Court routinely requires its team of experienced professionals to regularly run internal assessments and audits of its processes and operation, through its wisdom, the Court also sought the feedback of an independent, outside observer. The Criminal Justice Coordinating Council employed the services of The Council for Court Excellence who completed "*The Needs Assessment Report on the D.C. Misdemeanor and Traffic Court of the Superior Court of the District of Columbia*". Generally, the assessment sought to 1) describe the process of how cases move through the DC Misdemeanor and Traffic Court from the time of arrest to the

CJCC Accomplishments by Committee & Subcommittee



time a case is disposed of by the Court, 2) provide analysis of data regarding case flow, and 3) offer recommendations to improve the performance of the Court.

Tables 1-4 reflect recent trends in the D.C. Traffic and Misdemeanor Court taken from the Council for Court Excellence Needs Assessment on D.C. Misdemeanor and Traffic Court. Table 1. provides estimates for total DC misdemeanor cases and traffic cases. From 2001-2004, the Metropolitan Police Department made an average of 61,865 arrests per year. For the same period there was an estimated average of 23, 290 arrests per year for D.C. Misdemeanor and Traffic cases, or 38% of the average number of total arrests. From 2003 to 2004, estimated D.C. misdemeanor and traffic arrests increased by 21% while overall arrests increased by 15%.



CJCC Accomplishments by Committee & Subcommittee

Table 1.

Comparison of Estimated D.C. Misdemeanor and Traffic Arrests to All D.C. Arrests, 2001-2004.

Year	Estimated D.C. Misdemeanor & Traffic Arrests (D.C. MTA)	Total MPD Arrests	Percentage of D.C. MTA Arrests
2001	24,744	62,151	39.8%
2002	21,798	58,075	37.5%
2003	21,120	59,112	35.7%
2004	25,495	68,121	37.4%
Totals	93,157	247,459	37.7%

Source For Tables 1 and 2: The D.C. Criminal Justice Information System (CJIS) MPD data queried on April 15, 2005

Tables 1-4 Source: The Council for Court Excellence Needs Assessment on the D.C. Misdemeanor and Traffic Court of the Superior Court of the District of Columbia

CJCC Accomplishments by Committee & Subcommittee



Table 2. breaks down the D.C. Misdemeanor and Traffic arrests into 5 categories: 1) Forfeit, 2) Lock-Up, 3) Citations, 4) Bond, and 5) Other: "Other includes "collateral", "61-D release," and other categories. In Table 2, Forfeit and Lock-Up account for over three-quarters of the arrest outcomes for D.C. Misdemeanor and Traffic arrests since 2001.

Table 2.
Analysis of Estimated D.C. Misdemeanor and Traffic Arrest Dispositions, 2001-2004

Year	Forfeit	Lock-Up	Citations	Bonds	Other	D.C. Misdemeanor & Traffic Arrests
2001	9,983	8,854	5,149	297	461	25,744
2002	8,116	8,670	4,012	363	637	21,798
2003	7,786	8,302	4,279	339	414	21,120
2004	10,466	9,966	4,201	362	500	25,495
Totals	36,351	35,792	17,641	1,361	2,012	93,157

Tables 1-4 Source: The Council for Court Excellence Needs Assessment on the D.C. Misdemeanor and Traffic Court of the Superior Court of the District of Columbia

CJCC Accomplishments by Committee & Subcommittee

Since 2001, approximately 75% of all D.C. Misdemeanor cases have been alcohol and public order-related charges, as shown in Table 3. below.

Table 3.
Five most Frequent D.C. Misdemeanor Cases, 2001-2003

Year	Alcohol	Public Order	Begging	Licensing/Vending	Weapons	Other	Total
2001	1,825 53.3%	802 23.3%	135 3.9%	125 3.9%	102 3.0%	442 12.9%	3,441 100%
2002	1,320 59.3%	703 26.3%	166 6.2%	105 3.9%	98 3.7%	284 10.6%	2,676 100%
2003	1,419 51.5%	666 24.2%	225 8.2%	89 3.2%	118 4.3%	239 8.6%	2,756 100%
Totals	4,574 51.6%	2,171 24.5%	526 5.9%	319 3.6%	381 3.6%	965 10.8%	8,873 100%

Source: Taken from D.C. Superior Court Criminal Division report, "Three Years of D.C. Misdemeanor Cases, Draft, February 20, 2004"

Tables 1-4 Source: The Council for Court Excellence Needs Assessment on the D.C. Misdemeanor and Traffic Court of the Superior Court of the District of Columbia

CJCC Accomplishments by Committee & Subcommittee



Since 2001, approximately 75% of all Traffic cases have been permit or driving while impaired-related charges. Of the permit cases, 67% are no-permit charges, 25% are driving after suspension, 5% are driving after revocation, and 3% are failure to exhibit permit. See Table 4. below.

Table 4.
Five Most Frequent Traffic Cases, 2001-2003.

Year	Permit	DWL, OWI DUI	Tags, Reg, Inspect.	Traffic	Speeding	Other	Total
2001	4,089 55.0%	1,819 24.5%	750 10.1%	396 5.3%	122 1.6%	260 3.5%	7,436 100%
2002	3,855 52.6%	1,448 19.7%	648 8.8%	695 9.5%	406 5.5%	283 3.9%	7,335 100%
2003	3,577 53.2%	1,506 22.4%	590 8.8%	370 5.5%	436 6.5%	247 3.6%	6,726 100%
Totals	11,251 53.6%	4,773 22.2%	1,988 9.3%	1,461 6.8%	964 4.5%	790 3.6%	21,497 100%

Source: D.C. Superior Court Criminal Division report. "Three Years of Traffic Court, Draft, February 18, 2004"

The East of the River Community Court Subcommittee

In 2005, the East of the River Community Court Policies and Procedures Work Group completed the final draft of the ERCC Program Manual of Policies and Procedures. This document was the result of a collaboration of criminal justice agencies across the spectrum such as the United States

Attorney Office, Superior Court Trial Lawyers Association, Pretrial Services Agency, Court Services and Offender Supervision Agency, Metropolitan Police Department and more. The Manual's purpose is to "introduce the overall philosophy, direction, and operations of the ERCC."

CJCC Accomplishments by Committee & Subcommittee

Accomplishments of the East of the River Community Court Subcommittee include:

- The Subcommittee modified the ERCC guidelines, reducing the length of Deferred Prosecution Agreements (DPA) from 6-9 months to 4 months, and reducing the number of community service hours required from 20-80 hours to 8-32 hours – resulting in a much higher success rate.
- The Subcommittee identified three new community service hosts in the ERCC area – Concerned Citizens with Alcohol and Drug Abuse; the Ward 8 Neighborhood Services Office and MPD's Environmental Crimes Unit.
- The Subcommittee has completed a program manual that includes the mission statement and goals for the East of the River Community Court. The manual also describes the role of each participating agency regarding the Court's operation.
- Members of the subcommittee developed procedures that enabled improved tracking and reporting of defendants' compliance with community service requirements of the deferred prosecution agreements.

In 2006, the PSCO Committee will focus primarily on three of its 13 focus areas:

1. Develop strategies and programs for high-risk populations (e.g., domestic violence, mentally ill defendants) as alternatives to HWHs and incarceration:
 - Determine a profile of the pretrial population at the jail to identify reasons for confinement and obstacles to release;
 - Determine a profile of high risk defendants under pretrial supervision, including the number and type of new crimes committed while on release, to assess other options that might need to be considered. This will include a profile of HWH (services offered), as well as defendants placed in HWHs, to assess the most appropriate use of placements;
 - Review appropriate use of Global Positioning Systems (GPS) for the pretrial population.
2. Develop performance measures for all pretrial defendants, including those in high-risk supervision, HWHs, and community courts.

CJCC Accomplishments by Committee & Subcommittee



3. Develop plans to expand the community court model:

- Determine whether and how ERCC should be expanded to police districts beyond 6D and 7D;
- Seek options for provision of social services to the D.C./Traffic Community Court;
- Develop strategies to better support the Domestic Violence Court;
- Develop partnerships with the D.C. Department of Mental Health Services and the D.C. Addiction and Prevention Recovery Administration to provide services to all defendants in the community courts.

Grants Planning Committee

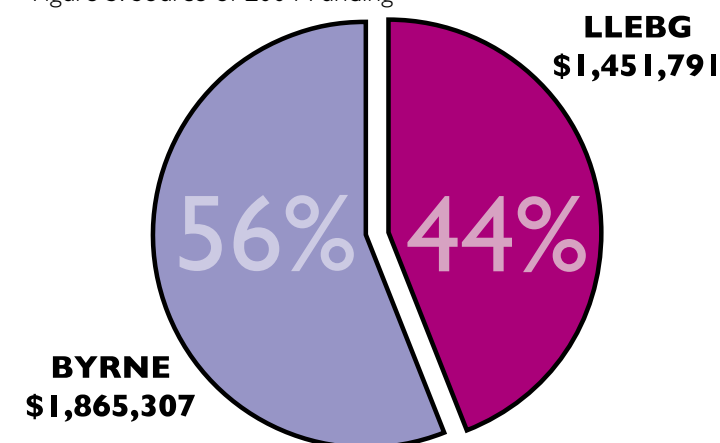
The Grants Planning Committee (GPC) seeks to utilize information on federal and local grants to assist in planning that supports public safety and criminal justice priority areas under the leadership of Deputy Mayor Edward Reiskin. A team of experts was assembled, composed of public and private grant making agencies, public

safety stakeholders, and private foundations, all bringing a wealth of expertise and perspective to the work. The GPC realizes its vision and mission through the execution of the components/activities of its strategic plan that seeks to: 1) identify the universe of public safety grant resources from the Department of Justice, philanthropy, and the business sector; 2) designate identified resources to District priorities both geographic areas such as "MPD Hot Spots", or by topics such as juvenile justice, homicide, etc. 3) identify gaps by program funding and evaluate existing funded programs for outcomes and impact, and 4) incorporate all findings into future grants planning efforts for the District of Columbia. The GPC is especially interested in analyzing and assessing the outcomes of invested grant dollars.

The GPC conducted sub-grantee program evaluations of recipients of the Byrne and Local Law Enforcement Block Grants in order to focus attention on the impact and outcomes of invested grant dollars. This exercise involved on-site, in-depth interviews with grant recipients that lasted anywhere from three to five hours. The findings were compiled, analyzed and represented in two reports: one with aggregate findings and summaries, and another with individualized findings of the various agencies interviewed.

CJCC Accomplishments by Committee & Subcommittee

Figure 5. Source of 2004 Funding



The approximate value of the seventeen awards was \$3,317,000. The sources of the funding for the awards were the Byrne Memorial Grant Program and The Local Law Enforcement Block Grant Program (Figure 5).

Such evaluative reports will be instrumental in ascertaining the strengths and weaknesses of particular program areas and individual service and treatment providers. In addition, the GPC seeks to widen its net with regard to engaging and providing information as is described above to private sector granting agencies.

Based upon the District's public safety and criminal justice funding priorities, the Justice Grants Administration (JGA) fund-

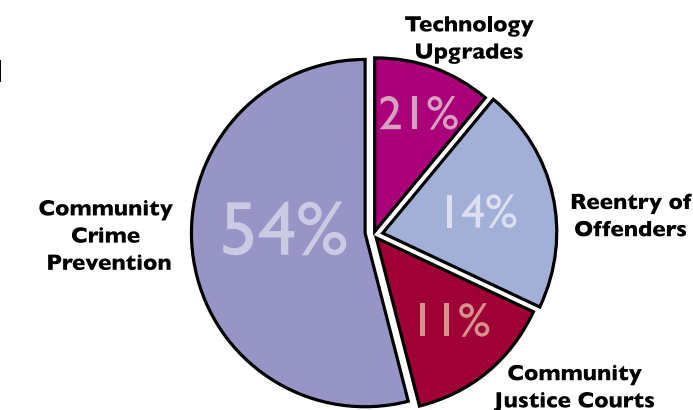


Figure 6. Distribution of Grant Funding by District Priority Area

ed 17 projects for program year 2003-2004. Nine of these projects were funded under Byrne Memorial, and eight were funded under Local Law Enforcement Block Grants (LLEBG).

During the fall of 2005, the GPC conducted an unprecedented, all day Grants Planning Forum at the Public Welfare Foundation where they met with both public and private funding agencies such as: Washington Regional Association of Grant Makers, Children

CJCC Accomplishments by Committee & Subcommittee



Youth Investment Trust Corporation, Fannie Mae Foundation, Freddie Mac, Meyer Foundation, Cafritz Foundation, Public Welfare Foundation, Hill Snowden Foundation and the England Family Foundation. This event was very successful and instrumental in exchanging information regarding the vision, missions, goals and objectives on both sides—the public and private sectors. The District shared its priorities regarding geographic focus areas (MPD Hot Spots) and topical focus areas. Respectively, the private sector agencies provided perspectives on public safety issues and priorities.

In order to further develop the District's methodology and strategy for prioritizing public safety issues, the GPC developed a comprehensive public safety survey that was distributed to a broad list of public and private stakeholders to solicit their views on public safety issues requiring attention. These surveys were analyzed and the findings were ranked. In addition, the GPC analyzed anecdotal and empirical data from many town hall meetings, the Mayor's City-wide and Community Summits, Community Court town hall meetings, United States Parole Commission town-hall forums and more.

Reentry Steering Committee

During 2005, under the leadership of Director Paul Quander and Deputy Mayor Neil Albert, the District remained firmly committed to a two-pronged approach of pre- and post-release strategic plan-

ning in addressing the reentry of some 23,000 residents of D.C. from the Bureau of Prisons and the Department of Corrections. The One-Stop-Shop Reentry Center, located in Ward 6 at 609 H Street serves both supervised and un-supervised reentrants coming back from the D.C. Jail and the Bureau of Prisons. It provides them with the following: employment/training, medical and mental health services, life skills training, and vital documents. The Reentry Center is staffed with trained professionals who care about and understand the unique challenges faced by men and women returning from long and short periods of incarceration. Many of them require an anchor, a place to return to after supervision and/or release from incarceration. It is reported, since its grand opening in the spring of 2004, the Reentry Center has served over 600 persons seeking various services and treatment needs.

In addition to the practical work of servicing hundreds of reentrants, the District is also committed to increasing its knowledge of national best practices in the area of reentry. Toward that end, the District received a technical assistance grant from the National Institute of Corrections to assist in the implementation of the Transition from Prison back to the Community model (TPCI). At its core, this model emphasizes collaboration between government agencies for comprehensive service delivery and ultimate accountability of reentrants; this approach will serve both the public safety and human needs aspects of reentry work.

CJCC Accomplishments by Committee & Subcommittee

As a part of the award package, the District's Reentry Steering Committee was assigned a site coordinator who works closely with the Committee on a range of issues from broad policy considerations to intricate planning for various initiatives, activities and events. The District is keenly aware that, along with the management of day-to-day operations, final outcomes that increase the quality of life for reentrants will go a long way in ensuring stronger, productive families and communities.

On the legislative side and with a sharp focus on final outcomes, the Council of the District of Columbia passed the Omnibus Public Safety Ex-Offender Self-Sufficiency Reform Act. This Act will be instrumental in facilitating a smooth and successful transition back to the community for reentrants by addressing matters such as child support arrearages, licensing for certain occupations, and more. In addition, following national best practices, the Council reformed the Criminal Background Checks section of D.C. Code Title II Subtitle A, §205(a)(5) to require that a "rational relationship analysis" be conducted in the hiring of persons with criminal backgrounds in order to avoid arbitrary disqualification due to a criminal background. In the past, many reentrants faced insurmountable

challenges in obtaining meaningful employment due to restrictive laws that prohibited persons with criminal backgrounds from even applying for certain positions. Such reforms have opened the doors to opportunities once closed to reentrants.

With this sea-of-change in public policy regarding the employment of persons with criminal records, the Department of Corrections (DOC) has sought out and forged partnerships with local employers, trade unions and retailers such as Lowe's and Home Depot. These businesses have hired and trained men and women released from the D.C. Jail as an ongoing effort to address high unemployment among the reentrant population. In addition, the DOC has developed a multi-services referral process coined "Links" that boasts relationships with some 400 community based organizations with whom it has referral agreements for a spectrum of service and treatment needs.

Central to much of the reentry success has been the services and partnerships forged by the Community Services and Offender Supervision Agency (CSOSA). CSOSA conducts joint patrols with the Metropolitan Police Department and conducts mass orienta-

CJCC Accomplishments by Committee & Subcommittee



tions of new offenders with police, staff of U.S. Attorney's Office and treatment providers. The agency has also developed and deployed a new automated case management tool, the Supervision Automated Records Tracking System (SMART) which is an innovative record-keeping system which will interface with JUSTIS.

In addition, CSOSA's Community Partnerships program is key to ensuring the development of programs for supervision, enforcement, intervention, and community services to increase public safety, prevent crime, and reduce recidivism in close collaboration with the community.

Specific activities undertaken by this agency function include:

- Building Partnerships with Criminal Justice and Law Enforcement
- Partnering with City Agencies, Social Services Providers, and Key Stakeholders
- Establishing and maintaining Quality Assurance Mechanisms for Programs
- Building Community Justice Advisory Networks
- Developing innovative Offender Reintegration Programs
- Partnership with MPD
- Connect for Kids

Four years ago, CSOSA and the Washington, D.C. faith community embarked on a unique journey. In an innovative partnership, government and clergy joined together to offer support and assistance to offenders returning to the District of Columbia from prison. The CSOSA/Faith Community Partnership has built a network of faith-based support for individuals returning to the city from incarceration. They offer mentoring services and a variety of faith-based support programs, such as job training, family counseling, housing assistance, and substance abuse aftercare.

Their initial Call to Action sounded in January 2002, on the Sunday nearest the birthday of Dr. Martin Luther King, Jr. Accordingly, they began an observance of 30 Days of Re-entry Reflection on this day of great significance to the nation. Throughout the 30-day observance, CSOSA sponsored and participated in a wide range of events highlighting the challenges and triumphs of the returning offender.

Operational Committee

The Operational Committee is chaired by the Chief of Police, the U.S. Attorney and the Chief Judge of D.C. Superior Court. Other members include the Attorney General for D.C., The Director of CSOSA, the Director of

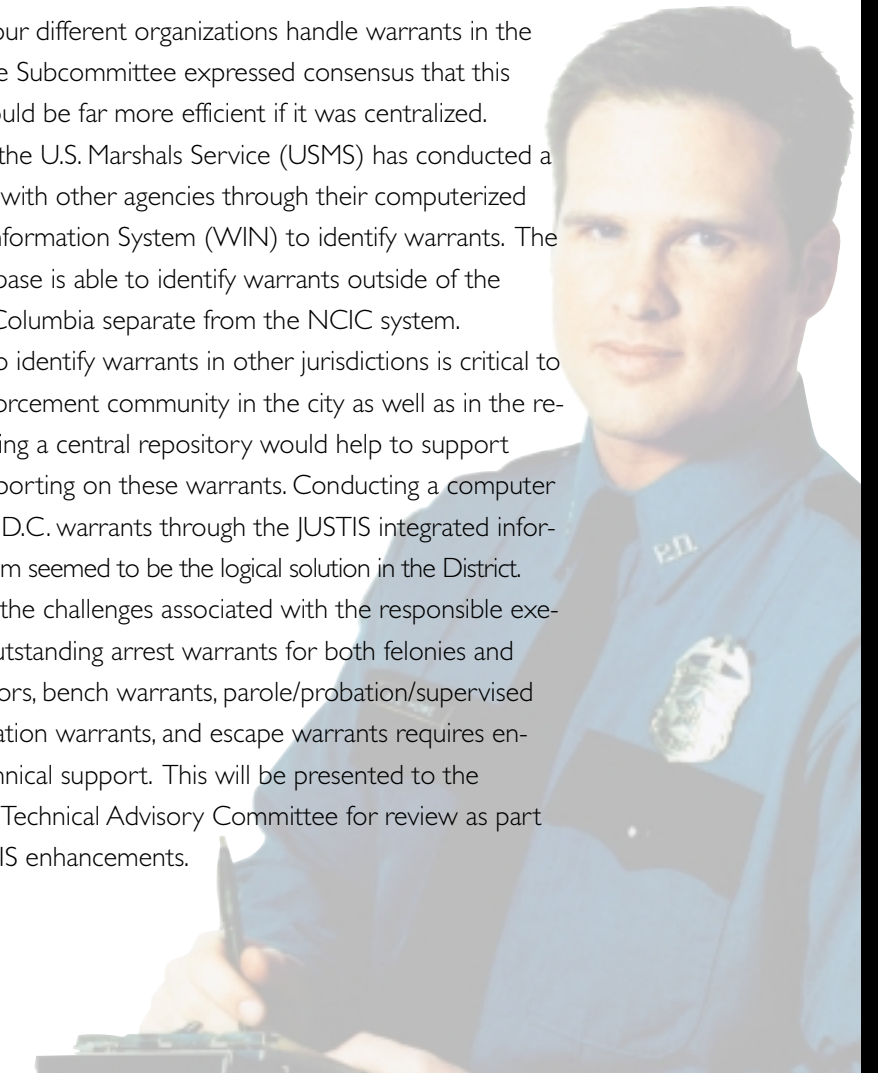
CJCC Accomplishments by Committee & Subcommittee

the Department of Corrections, the Director of the Pretrial Services Agency, and the Director of the Department of Youth Rehabilitation Services. This committee provides those agencies that are the key federal, state, and local law enforcement agencies in the District of Columbia, a forum to come together and engage in collaborative problem solving on key criminal justice and case processing issues as they arise. The committee invites others to participate as needed. One important issue that has surfaced is the number of outstanding warrants in the District. A Warrants Subcommittee, chaired by the U.S. Marshals Service, was tasked with trying to address the various contributing factors.

Warrants Subcommittee

The work of the Warrants Subcommittee focused attention on several priority areas. These areas included the establishment of a central repository for D.C. warrants, identifying warrants in other jurisdictions, removing warrants from the National Criminal Information Center (NCIC) and executing traffic and misdemeanor warrants.

Currently, four different organizations handle warrants in the District. The Subcommittee expressed consensus that this function would be far more efficient if it was centralized. In the past, the U.S. Marshals Service (USMS) has conducted a data match with other agencies through their computerized Warrants Information System (WIN) to identify warrants. The USMS database is able to identify warrants outside of the District of Columbia separate from the NCIC system. The need to identify warrants in other jurisdictions is critical to the law enforcement community in the city as well as in the region. Creating a central repository would help to support accurate reporting on these warrants. Conducting a computer match with D.C. warrants through the JUSTIS integrated information system seemed to be the logical solution in the District. Addressing the challenges associated with the responsible execution of outstanding arrest warrants for both felonies and misdemeanors, bench warrants, parole/probation/supervised release violation warrants, and escape warrants requires enhanced technical support. This will be presented to the Interagency Technical Advisory Committee for review as part of the JUSTIS enhancements.



CJCC Accomplishments by Committee & Subcommittee



The committee will also be implementing an ambitious initiative during FY 2006. Under the leadership of the U.S. Marshals Service, the city will undertake Fugitive Safe Surrender which was piloted in the Northern District of Ohio. Fugitive Safe Surrender is a new, first-of-its-kind, faith-based initiative led nationally by the United States Marshals Service that encourages persons wanted for felony crimes to voluntarily surrender to the law in a faith-based or other neutral setting. Fugitive Safe Surrender does not offer amnesty in exchange for surrender; rather, it offers a first step toward a second chance, in the form of favorable consideration from the court for individuals who want to re-enter the mainstream of their communities.

Interagency Technical Advisory Committee (ITAC)

The CJCC's Information Technology Advisory Committee (ITAC) is Co-Chaired by Chief Judge Rufus King III and Superior Court Judge Brook Hedge. During FY 2004, the ITAC staff consisted of the Information Technology Liaison Officer (ITLO) and the Information Technology Security Officer (ITSO). In FY 2005 the staff was enhanced by contractual support for the implementation of PHASE IV development.

The JUSTIS PHASE IV contract was awarded to Enlightened, Inc., of Washington, D.C. The initial portion of the contract, which was partially funded through a Homeland Security Grant, was completed on January 31, 2006.

The mission of the JUSTIS PHASE IV system is to provide D.C. justice agency users with a well-designed system that makes consumption, viewing and exchange of criminal justice information easier, while at the same time giving key stakeholders access to information for reporting, decision making, and other requirements. The JUSTIS PHASE IV system corrects JUSTIS PHASE III system failures such as database slowness, cumbersome design, and subsequent user resistance. This is achieved through the integration of FAST Data Search and intuitive system design.

The JUSTIS PHASE IV system has an add-on application called VisuaLink that allows a user to graphically display data in a way that is more meaningful and dramatic. It shows the relationship between crimes and suspects including their pictures.

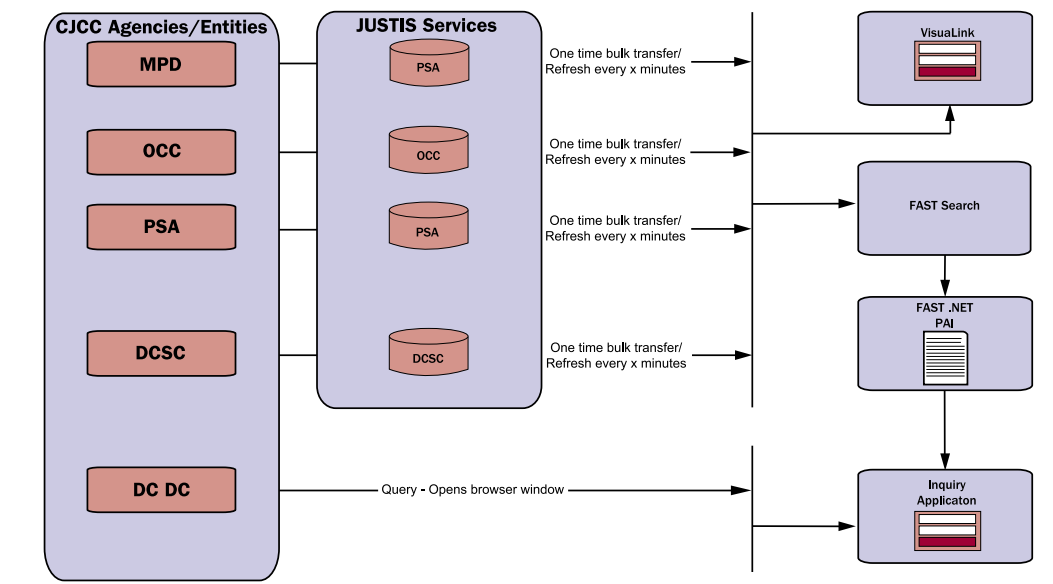
The JUSTIS PHASE IV has the United States Department of Justice's newest standard, Global Justice Extensible Markup Language (XML) Data Model (Global JXDM). This standard

CJCC Accomplishments by Committee & Subcommittee

provides justice and public safety communities the ability to share justice information safely and securely at all levels. It is the goal of the Office of Justice Programs that every District justice agency employs Global JXDM to lay the foundation for local, state, and national justice interoperability. Global JXDM is an XML standard designed specifically for criminal justice information exchanges, providing law enforcement, public safety agencies, prosecutors, public defenders, and the judicial branch with a tool to effectively share data and information in a timely manner. Full implementation of the standard will be started when ITAC gives approval and proper funding.

See Figure 7 below for an overview of the architecture of the system

Figure 7: JUSTIS PHASE IV Application Architecture



CJCC Workgroups



Future Needs: One of the goals that the CJCC/ITAC is working towards is to make JUSTIS the primary repository of criminal data for the District of Columbia, predicated on:

- Disaster Recovery –In order to assure the availability of data in time of an emergency, business continuity and a disaster recovery plan are required. This would include an out-of-District emergency data site, backup servers, and a clear, concise plan for executing the disaster recovery.
- New Servers – Several servers are over three years old and need upgrading and/or replacement.
- Maintenance Survey – A cost/benefit analysis needs to be done to determine whether it is more economical to hire a support staff to maintain and improve JUSTIS further or to continue to use contractors for this function.
- Survey of Members – A survey of the current ITAC members needs to be done to gather requirements to further improve and enhance JUSTIS. At its completion, the members will be required to approve and prioritize the enhancements. At that time, the cost analysis of the enhancements and the appropriation of funds for the improvements can be done.

Other goals are to:

- Continually improve the performance and sustainability of JUSTIS.
- Make JUSTIS the primary repository of criminal information for the District.
- Reach out to surrounding criminal justice entities and create partnerships for data sharing to keep all citizens safe.
- Identify appropriate funds for a disaster recovery and business continuity review and implementation.
- Fully implement the Global JXDM module.

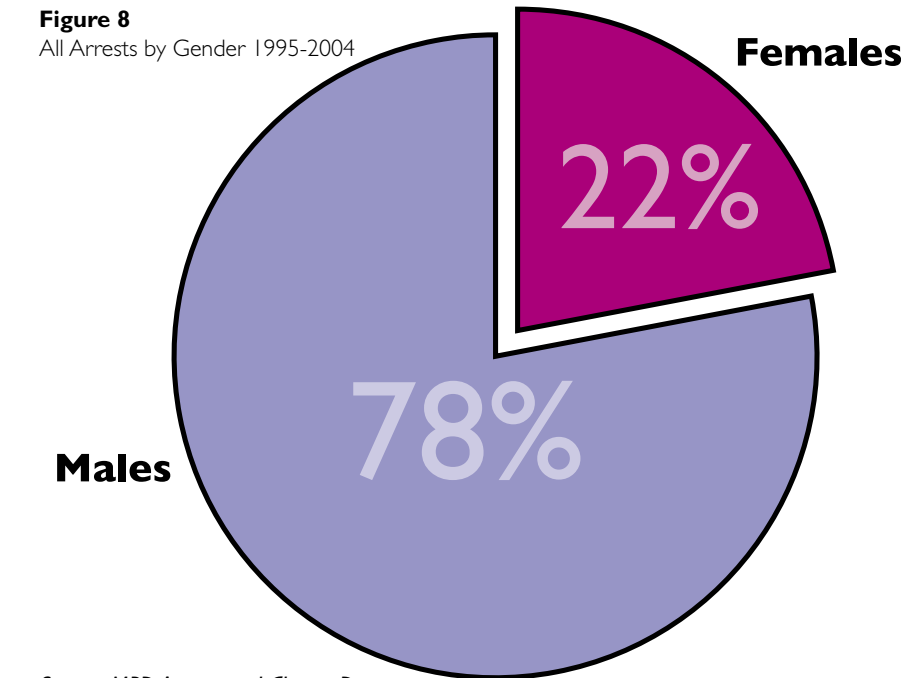
JUVENILE JUSTICE WORKGROUP

The Juvenile Justice Workgroup (JJW) continued to explore the contributing factors to disproportionate minority contact with the juvenile justice system. This workgroup supported the citywide strategy for truancy prevention, recognizing it as one of the precursors to juvenile delinquency. Monitoring of the city's compliance with the Juvenile Justice Delinquency Prevention Act also continued in 2005. The Juvenile Detention Alternative Initiative was introduced in FY 2005 as a new component of the Juvenile Justice focus of the CJCC for 2006.

CJCC Workgroups

The following statistics provide a backdrop for the work of the Juvenile Justice Workgroup. The total population of the District was reported at over 572,000 in the 2000 U.S. Census Survey. The total number of youth under the age of 17 was approximately 115,000 or 20%, of the District's total population. The number of juveniles in the District between the ages of 10-17, is nearly 48,000 or 8.5% of the District's population.

Among juveniles arrested between 1995 and 2004, in the District of Columbia, 78% were male and 22% were female. This represents a male/female arrest rate of nearly 4:1.



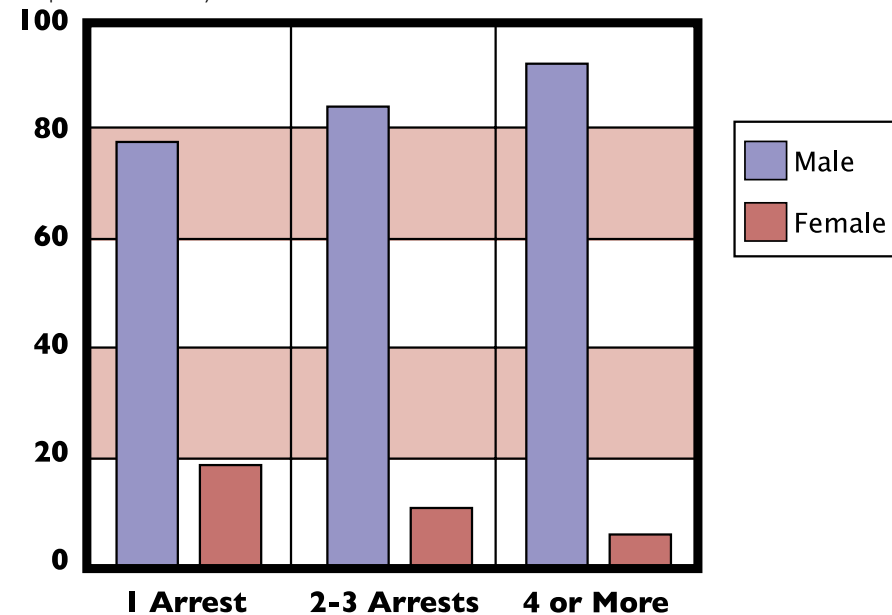
CJCC Workgroups



An examination of those arrested multiple times shows that as frequency of arrest increased, so too did the disparity between males and females in terms of rate of arrest or ratio. Among juveniles arrested two and three times, the male/female ratio increased to 6:1, and for those arrested four times or more the male/female ratio increased to 15:1.

This suggests that juvenile offending females are more likely than males to desist in their delinquent behavior after the first arrest and are much less likely to become "chronic" offenders, that is, offenders arrested more than three times.

Figure 9
Repeat Arrests by Gender 1995-2004

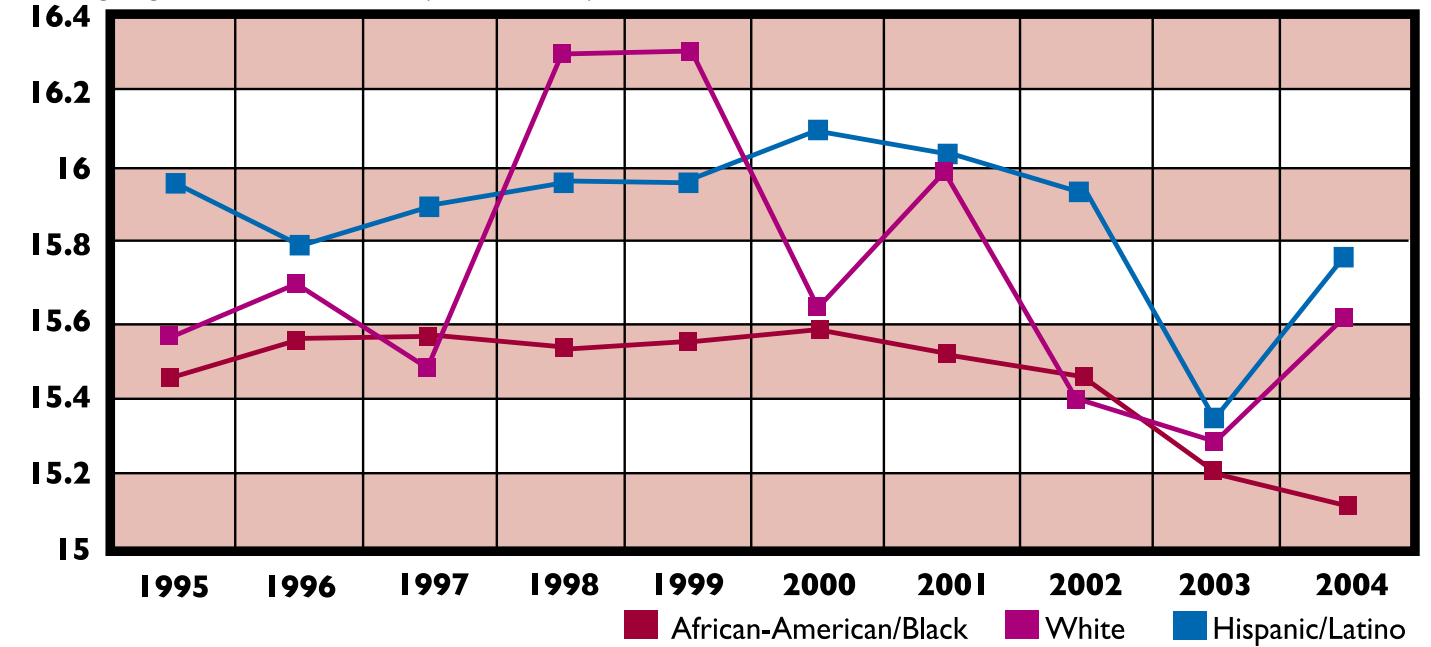


A look at the population of juveniles arrested by age and race/ethnicity provides additional insight into this population group.

CJCC Workgroups

Figure 10

Average Age of Juvenile Arrestees by Race/Ethnicity 1995-2004



Among juveniles, the average age of arrests is 15.47 years for Blacks/African Americans, 15.92 years for Whites, and 15.70 years for Hispanic/Latinos. Figure 10 illustrates that there has been a decreasing trend in the average age of Black youths arrested over eight of the last ten years.

Among the 18,214 arrested juveniles in the District of Columbia between 1995 and 2004, 12,165 (66.7%) were arrested only once and the remaining 6,049 (33.3%) had multiple arrests.

CJCC Workgroups



The age of a juvenile at the time of his/her first arrest was significantly ($p < .01$) related to multiple arrests. The older a juvenile was when he/she committed a first offense, the less likely he/she was to have multiple arrests. For every year older a juvenile was at the time of his/her first arrest, the juvenile was 22% less likely to have more than one arrest. Females were 54% less likely to have multiple arrests compared to male juveniles.

The Race/Ethnicity of the juvenile was significantly ($p < .05$) related to an offender having multiple arrests. White juveniles were 69% less likely to have multiple arrests compared to their Black counterparts. Hispanic juveniles were 36% less likely to have multiple arrests compared to Black juveniles. This has also been found to be true through the analysis of annual or individual year data for 2003 and 2004 in response to the District's requirement to study Disproportionate Minority Contact (DMC).

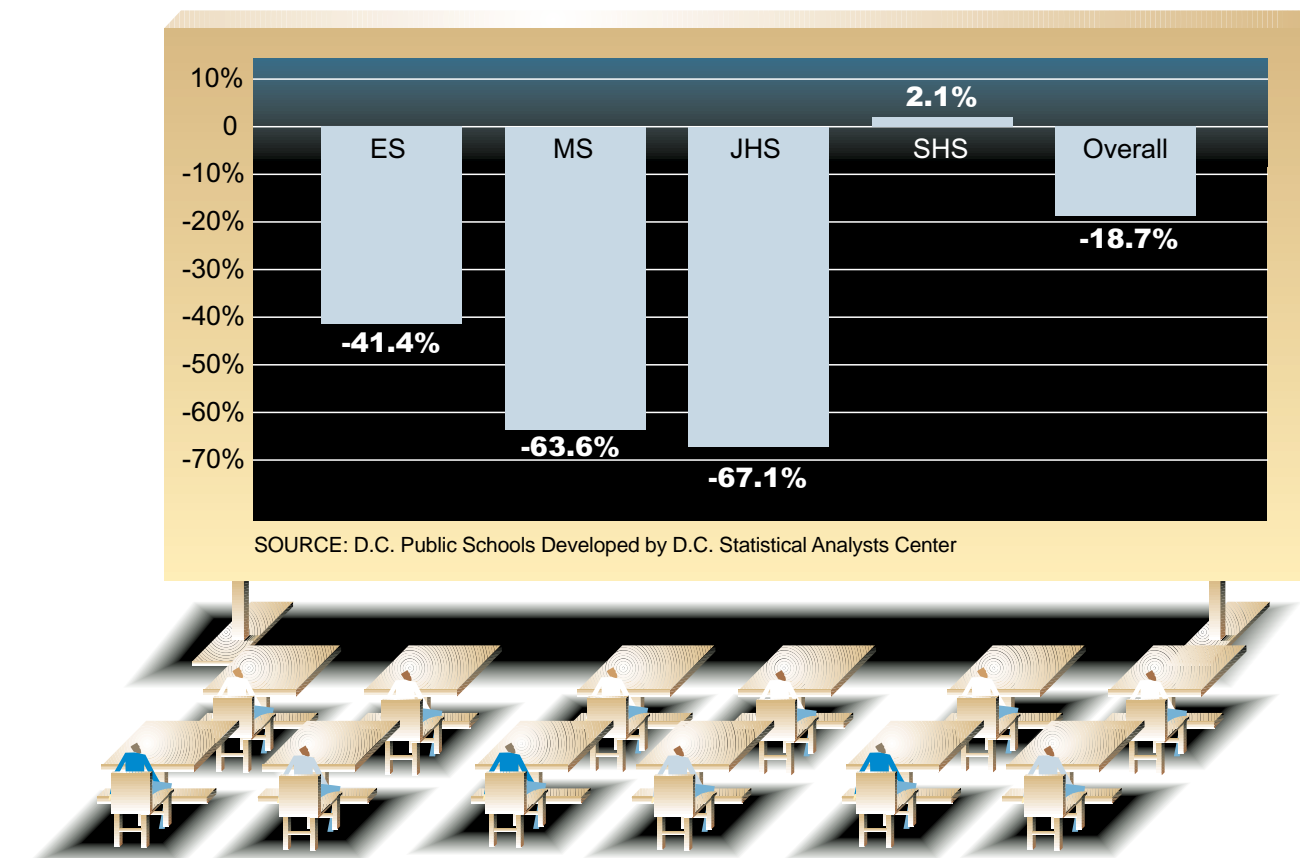
Truancy Taskforce

The Truancy Taskforce includes: D.C. School Board members; the Presiding Judge of the Family Division; Child and Family

Services Administration; Court Social Services; the Charter School Center for Student Services; representatives from both charting authorities; the Criminal Justice Coordinating Council; the Public Defender Services; the Metropolitan Police Department; the Office of the Attorney General; the Office of the Deputy Mayor for Children, Youth, Family and Elders; the D.C. Council and D.C.P.S. Administration. The Truancy Taskforce helped draft the D.C. Board of Education's Resolution "Enhancing the Truancy Policy for the District of Columbia Public Schools" and Resolution R-04-54: Establishment of a Task Force to Examine Truancy of DCPS Students which were submitted and passed by the Board of Education. These resolutions outlined the establishment of the taskforce, and updated the truancy requirements for school personnel including extensive training and performance measures to enhance tracking and reporting within the school system. This citywide multi-agency approach helped to substantially reduce the truancy rates in the elementary schools. The elementary schools experienced a 41% reduction in the truancy rate in this timeframe (Figure 11).

CJCC Workgroups

Figure 11.
Percentage Change In Truants: Cycle I, 2003 versus Cycle I, 2004: School Type and Overall



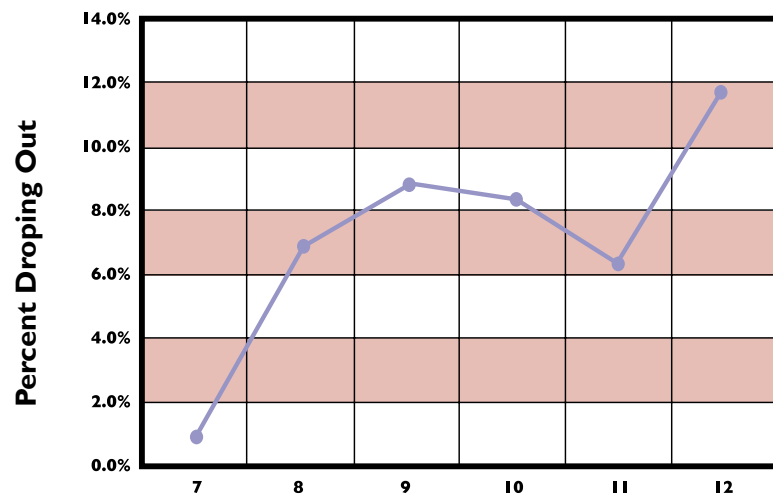
CJCC Workgroups



A recent look at truancy in the District shows an overall decline of nearly 19% in 2004 when compared to the same period in 2003 (Figure 11). Only among senior high school students did truancy increase.


A look at students dropping out by grade shows a significant increase in the number of students that drop out of school in the twelfth grade versus the eleventh grade (Figure 12).

Figure 12.



Source: D.C. Public Schools
Developed by D.C. CJCC Statistical Analysis Center

According to the Kids Count 2004 Data Book On-line produced for the U.S. Census Statistics D.C., elementary (4th grade) and junior high (8th grade) school students in the District of Columbia scored far lower than the national average on both basic math and reading level tests.



CJCC Workgroups

Table 13.

Level of Education of the District of Columbia's School Children in 2003

Educational Level	D.C.	U.S.
Percent 4th grade students scoring below basic reading level	69%	38%
4th grade students who scored below basic math level	34%	24%
8th grade students who scored below basic reading level	53%	28%
8th grade students who scored below basic math level	71%	33%

Source Kids Count 2004 Data Book Online
Developed by D.C. Statistical Analysis Center



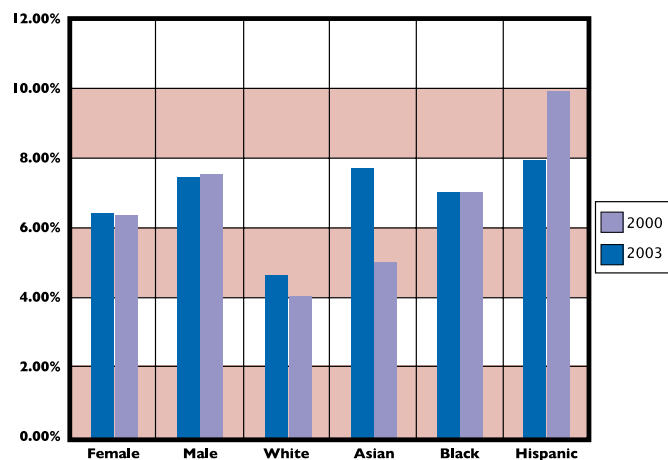
Poor performance in the classroom often leads to anti-social behavior, truancy and dropping out of school, all of which link to juvenile delinquency and juvenile crime. A number of studies have identified truancy as a gateway or entry behavior to a later life of crime.

It seems counterintuitive that a student would reach the 12th grade and then drop out of school. This is especially hard to accept given the life implications for earnings and the correlations between dropping out and future involvement with the justice system. This phenomenon suggests the need for policies and programs that address this issue.

CJCC Workgroups



Figure 14.
Dropout Rate by Gender and Race SY 2000 and 2003

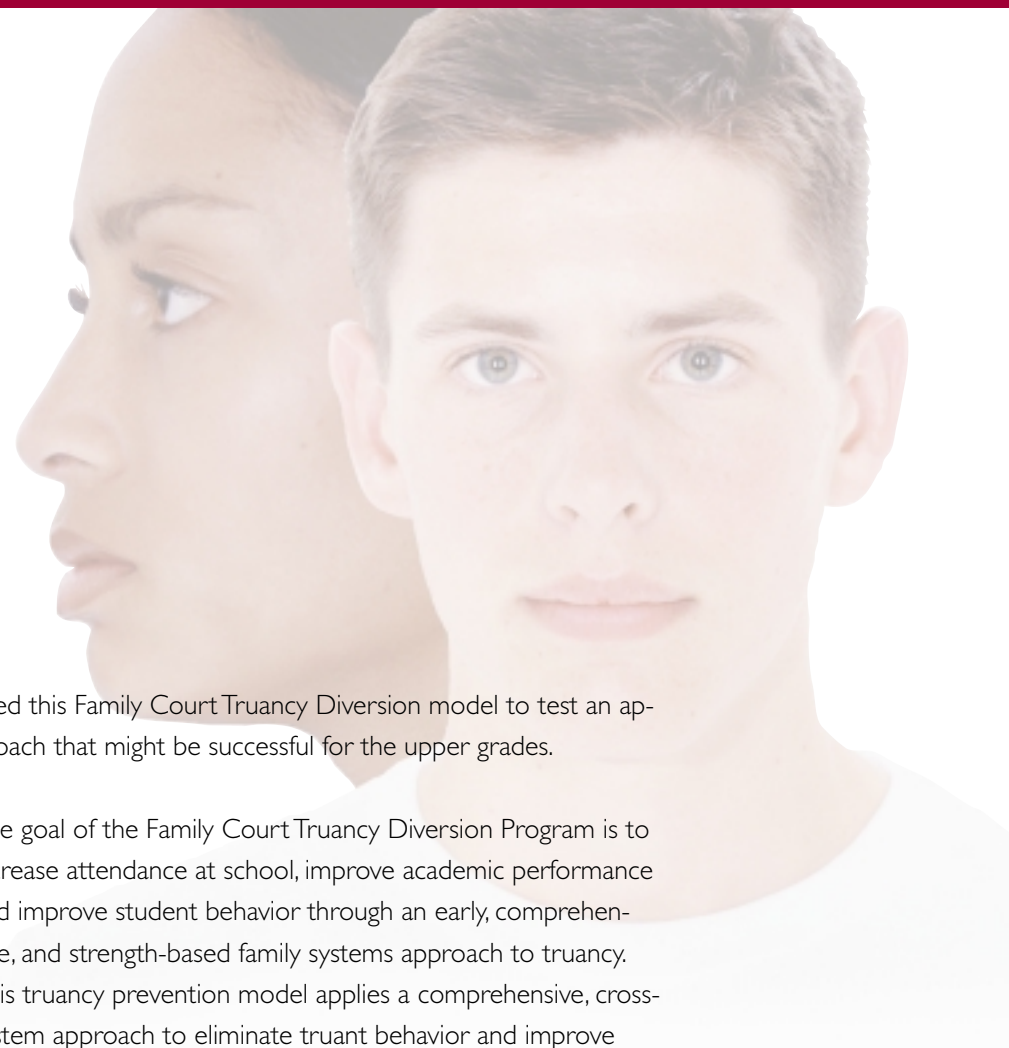


Source: D.C. Public Schools
Developed by D.C. CJCC Statistical Analysis Center

Cooperation and commitment from stakeholders has been vital to the success of the Truancy Taskforce. The stakeholder agencies made truancy a priority issue. After experiencing some success on the elementary school level in the reduction of truancy, the taskforce agreed to implement a Family Court Truancy Diversion Program at Garnett Patterson Middle School with the intention of adding Kramer Middle School. Recognizing that there are different challenges to reducing truancy once students leave elementary school, the taskforce

used this Family Court Truancy Diversion model to test an approach that might be successful for the upper grades.

The goal of the Family Court Truancy Diversion Program is to increase attendance at school, improve academic performance and improve student behavior through an early, comprehensive, and strength-based family systems approach to truancy. This truancy prevention model applies a comprehensive, cross-system approach to eliminate truant behavior and improve



CJCC Workgroups



The Family Court Truancy Diversion Model was presided over by Judge Lee F. Satterfield (Presiding Judge of the Family Division, D.C. Superior Court) at Garnett Patterson Middle School

school performance and behavior. The model attempts to do so by applying the authority of the Presiding Judge of the Family Division to support and reinforce compliance with a service plan developed by a multi-agency treatment team. In an atmosphere of consistency and support, the parents and the students are called upon to commit to new patterns of behaviors that encourage learning.


When a student demonstrates a pattern of unexcused absences, under District of Columbia law, D.C.P.S. can make a truancy referral either against the parent or guardian, against the child, or against both to the Office of Attorney General and the Family Court. The referral can result in one of three actions being filed in the Family Court: 1) a petition against the parent or guardian for child neglect, 2) criminal charges filed against the parent or guardian for violations of the Compulsory

CJCC Workgroups



School Attendance Act, or 3) a petition filed against the student as a Person in Need of Supervision.

To avoid a petition or criminal charges, this program is an alternative as part of a uniform referral procedure for the children exhibiting truant behaviors. Sixteen students from Garnet-Patterson Middle School began the 2005-2006 school year involved in the Program. Judge Satterfield, Presiding Judge of the Family Division, made weekly appearances during the period of the program. The Columbia Heights/Shaw Family Support Collaborative provided a comprehensive assessment of the needs of the child and family, and coordinated their findings into an action plan. The students were rewarded and corrected according to their compliance in order to assist them in maintaining focus on their education. The multi-agency treatment team met as needed to determine the case plan, to monitor the progress of the student, and to recommend next steps to the Court.



CJCC Workgroups



*"Tools
for
Success."*

Changes accomplished through the Program resulted in:

- Increased understanding by parents and students of the legal attendance mandates
- Increased personal responsibility and accountability of parents for their children's attendance and school performance
- Improved academic performance
- Increased attendance for participants
- Decreased disciplinary referrals for participants
- A more coordinated multi-agency approach to reducing truancy



CJCC Workgroups

Compliance Monitoring

The Government of the District of Columbia is required by the Juvenile Justice and Delinquency Prevention Act of 2002 to have a written plan which provides for an adequate system of monitoring secure and non-secure facilities to ensure compliance with the core protection requirements listed below.

Juvenile Justice and Delinquency Prevention Act Core Requirements:

- Deinstitutionalization of status offenders (DSO)
- Separation of juveniles from adults in institutions (separation)
- Removal of juveniles from adult jails and lockups (jail removal)
- Reduction of disproportionate minority contact (DMC)

The District of Columbia's eligibility for formula grant funding and participation in various programs offered through the Office of Juvenile Justice and Delinquency Prevention is dependant on compliance. Non-compliance with any of the four core requirements results in a 20% reduction of the

funds awarded to the state. The Criminal Justice Coordinating Council staff is responsible for developing an effective system that will clarify gaps in the continuum of care and highlight juvenile justice system obstacles and challenges. The District of Columbia maintained compliance with OJJDP core requirements for Fiscal Year 2005.

Juvenile Detention Alternatives Initiative Workgroup

The Criminal Justice Coordinating Council obtained a grant from the Annie E. Casey Foundation to improve the treatment of juveniles awaiting adjudication in the District. The grant provides a part-time Juvenile Detention Alternative Coordinator and traveling expenses for the Work Group. In addition to the Work Group, an Executive Committee was formed that is comprised of the two co-chairs and the chairs of each of the four subcommittee groups. The co-chairs are the Presiding Judge of the Family Court, Judge Anita Josey-Herring and the Deputy Mayor for Children, Youth, Families and Elders, Brenda Donald-Walker. The four subcommittees are: Juvenile

Substance Abuse and Mental Health Workgroup

Detention Executive Committee, Data Sharing, Juvenile Case Process/Awaiting Placement Improvement Team, and Alternatives to Secure Detention. The Work Group meets monthly to discuss strategies and to allow the subcommittee chairs to report on their progress.

Substance Abuse & Mental Health Workgroup

The District of Columbia criminal justice system stakeholders seek to identify offenders who may be better served by support services other than arrest, detention and periods of incarceration. Persons suffering from substance abuse and mental health challenges top the list of those who are targeted for interventions and diversion programs. In order to facilitate the identification and ultimate rendering of services, the CJCC launched an initiative for the development of a "universal screening tool" to detect persons suffering from mental health and/or substance abuse.

The CJCC funded a pilot test for administering the co-occurring disorder screening tool in the seven Metropolitan Police Department (MPD) district stations. Results show that it is possible to administer a screening tool at the booking stage of

the criminal justice system, without undue burden on the booking staff or process. Almost 90 percent (87.8 percent) of arrestees approached agreed to complete the universal screener, and of those who agreed to participate, 30 percent responded positively to mental health and substance abuse questions. This means that during the booking process, 30 percent of arrestees exhibit some indication of a co-occurring disorder and should be assessed further.

Of the total number of persons booked during the study period, approximately 30 percent were approached to be screened. This varied considerably across the various stations: a low of 17.9 percent in District 2 and a high of approximately 40 percent in District 4. The 30 percent approached represents information from a four-hour shift during a three week period. This suggests that a high percentage of arrestees were booked while in the district stations.

Of those arrestees who agreed to be screened, 38 percent answered "yes" to at least one mental health question. The rate of positive response to the substance abuse questions was higher at 51.2 percent (Table 15). No significant difference by race was found for either mental health or substance abuse

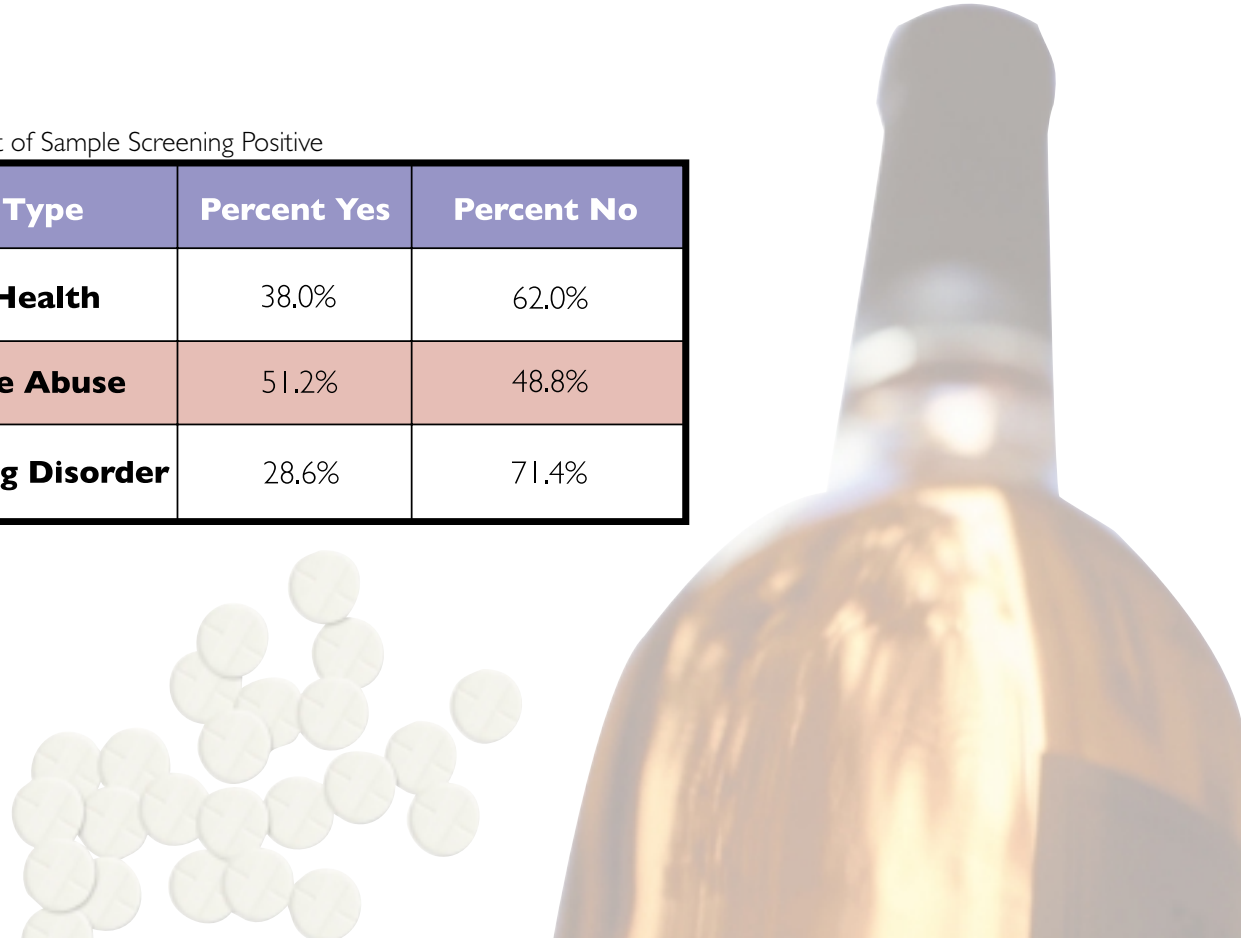


Substance Abuse and Mental Health Workgroup

screening. Districts 2 and 4 were less likely to screen positive for either mental health or substance abuse than were the other districts. Those who screened positive for mental health were most likely to have been booked for some type of assault, while positive screens for substance abuse had higher rates of drug sales and drug or alcohol possession.

Table 15: Percent of Sample Screening Positive

Screen Type	Percent Yes	Percent No
Mental Health	38.0%	62.0%
Substance Abuse	51.2%	48.8%
Co-Occurring Disorder	28.6%	71.4%



Substance Abuse and Mental Health Workgroup

Comparing the Sample Data to the Population Data

Approximately 30.0 percent of arrestees booked into the seven MPD district stations during the three-week target periods were approached about participating in the pilot study, although this varied by facility. The sample percent ranged from approximately 18 percent in District 2 to about 40 percent in District 4 (see Table 16).

Table 16: Rates for Participating Arrestees Compared to All Arrestees

District Station	Number Arrestees Approached	Percent Approached	Total Booked Arrests (Census.)
District 1	198	28.2%	704
District 2	34	17.9%	184
District 3	119	24.4%	487
District 4	122	39.7%	307
District 5	131	28.2%	465
District 6	132	34.7%	380
District 7	123	36.0%	342
Totals	859	209.10%	2869



Substance Abuse and Mental Health Workgroup

Within the entire population of arrestees during the study period, males constituted 78.9 percent and females 21 percent. Racially, the population was predominately Black/African-American (83.7 percent) as opposed to White (10.7 percent) and all others (5.6 percent). Arrestees' ages ranged from 16 to 78 years. Most arrestees during this period were held and required to appear in court. Of those, 71.1 percent were held

for court and 28.9 percent were released. The most frequently occurring arrest charges were traffic offenses (20.3 percent), possession of open container of alcohol (13.3 percent), and drug sales or possession (18.9 percent). Table 17 provides a breakdown by major offense category. Finally, with respect to prior record, all arrestees had on average more than three total prior arrests.



Table 17: Major Offense Category at Booking

District Station	Number	Percent
Violent Crime	465	16.2%
Drug/Alcohol-Related	984	34.3%
Property Crime	195	6.8%
Miscellaneous.	1222	42.6%

Substance Abuse and Mental Health Workgroup

Currently, the Pretrial Services Agency (PSA) screens arrestees who are held and transferred to the Central Cell Block (CCB). They do not systematically screen those who are booked and released. Approximately 30 percent of the arrest population was released at the district stations, suggesting that an important segment of the arrestee population may never be screened for either mental health or substance abuse problems. This released group of arrestees in the study included many who were charged and re-charged with public nuisance offenses.

cent of females and 34.9 percent of males screened positively on mental health questions.¹ No significant difference by gender was found for substance abuse. No significant difference by race was found for either mental health or substance abuse screening.



Results from the Screening Data

Females were significantly more likely than males to respond affirmatively to at least one mental health question; 51.2 per-

Table 18: Gender by Positive Screen Results

Screen Type	Male		Female	
	Yes	No	Yes	No
Mental Health	34.9%	65.1%	51.2%	48.8%
Substance Abuse	49.6%	50.4%	54.6%	45.4%
Co-Occurring	25.7%	74.3%	40.3%	59.7%

Table 18 provides a breakdown of positive responses by gender.

¹Significant at p<.01 Using Chi Square.



Substance Abuse and Mental Health Workgroup

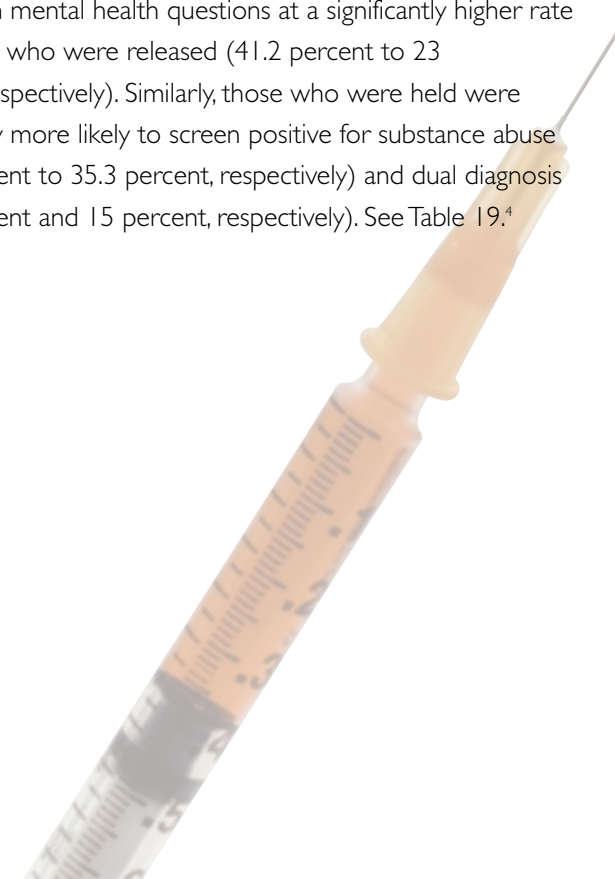
Almost 30 percent (28.6 percent) of those screened tested positive for further assessment of co-occurring disorders involving mental health and substance abuse. These individuals responded affirmatively to at least one question on both the mental health and the substance abuse screeners. No significant difference between races was found for positive co-occurring screens. However, there was a significant difference by gender with 40.3 percent of females screening positive for both mental health and substance abuse. In contrast, males responded positively at 25.7 percent.² Those screening positive for co-occurring disorders were slightly older than those who did not. The average age for those who screened positive for a need for dual diagnosis assessment was four to five years older than those who did not screen positive.³

Table 19: Release Status by Positive Screen Results

Screen Type	Held		Released	
	Yes	No	Yes	No
Mental Health	41.2%	58.8%	23.0%	77.0%
Substance Abuse	54.4%	45.6%	35.3%	64.7%
Co-Occurring Disorder	31.4%	68.6%	15.0%	85.0%

Source: Justice Research Institute

Individuals who were held for a court appearance were more likely than those released at the district stations to screen positive for mental health needs, substance abuse needs, and dual diagnostic needs. The individuals who were held screened positive on mental health questions at a significantly higher rate than those who were released (41.2 percent to 23 percent, respectively). Similarly, those who were held were significantly more likely to screen positive for substance abuse (54.4 percent to 35.3 percent, respectively) and dual diagnosis (31.4 percent and 15 percent, respectively). See Table 19.⁴



²Significant at p<.05 Using Chi Square.

³Significant at p<.01 Using t-test.

⁴Significant at p<.01 Using Chi Square.

Substance Abuse and Mental Health Workgroup

Table 20 reports the rates at which arrestees screened positive for mental health, substance abuse, or co-occurring disorders by district.

Table 20: Participating Arrestees Screening Positive by District

District Station	Positive Mental Health	Positive Substance Abuse	Positive Co-Occurring Disorder
District 1	37.4%	51.6%	26.8%
District 2	24.1%	33.3%	10.3%
District 3	47.2%	56.1%	36.8%
District 4	22.5%	35.3%	16.7%
District 5	41.7%	48.3%	33.0%
District 6	45.8%	56.5%	34.6%
District 7	34.3%	52.4%	24.2%

Source: Justice Research Institute

Substance Abuse and Mental Health Workgroup



Detention Capacity and Community Resources Workgroup

Table 21 provides the rates of screening positive for either mental health or substance abuse by offense type.

Table 21: Percent of Respondents Screening Positive by Offense Type

Offensive Type	Mental Health Positive Screen	Substance Abuse Positive Screen
Aggravated Assault	57.9%	31.6%
Other Assault	51.4%	42.9%
Drug Sales	46.3%	71.0%
Drug Possession	45.6%	58.8%
Open Alcohol Possession	36.7%	50.6%
Prostitution	40.0%	40.0%
Flight/Escape/ Failure to Appear	48.7%	68.3%
Public Nuisance	33.3%	42.9%
Traffic Related	23.0%	33.1%
Other	32.4%	42.0%

Source: Justice Research Institute



Ultimately, the city seeks to employ the tool throughout the criminal justice system at points of critical contact and to incorporate the tool in the standard operating procedures in order to divert appropriate cases where treatment is an apparent issue. In the FY 2006, CJCC will compare the tool results with follow up assessments and referrals to mental health and substance abuse programs. (The initial report is available on the CJCC website.)

Detention Capacity and Community Resources Workgroup

The Detention Capacity Workgroup's primary focus centers on reducing jail overcrowding through several approaches. A number of factors throughout the criminal justice continuum impact the numbers at the DC Jail at various levels: arrest decisions, prosecution decisions, sentencing decisions, placement in the jail and ultimately the vitality of reentry programs. The Workgroup has therefore taken a comprehensive approach in addressing this issue.

One population in particular, the parole/supervised release violators, make up a large percentage of the Jail population and

have been the focus of much of the Jail reduction work. In partnership with the United States Parole Commission (USPC), the workgroup is taking a close look at this population for potential alternative processing options. As a result, the USPC instituted a pilot "expedited show-cause hearing process" that is offered to violators with low-level "technical" violations. It is the hope that such a process can dramatically reduce the number of parole violators at the Jail awaiting a hearing. CSOSA is also piloting a special approach with the USAO and MPD for parolees under supervision who are at risk of administrative revocation to the jail.

Finally, this work-group has targeted certain populations such as persons suffering from mental illness, HIV/AIDS, and substance abuse for diversion away from or out of the D.C. jail system. Other CJCC workgroups and subcommittees are supporting this aspect of the work. Thus the CJCC has undertaken a coordinated approach to improving the use of jail space and considering other alternatives which still protect public safety. Improving detention capacity has been elevated as one of the priority areas for FY 2006.

Gun Violence Workgroup



Gun Violence Workgroup

Since 2004 the Mayor has infused Neighborhood Services and MPD into 14 targeted hot spots. Core teams from 18 District Government agencies concentrate their collective efforts in these targeted high crime neighborhoods throughout the city following work plans with goals and timelines. MPD and the U.S. Attorney's Office (USAO) have partnered to incorporate community prosecution and community outreach in these targeted hot spots.

To further crime suppression and deterrence, the city's criminal justice partners have continued the work of Project Safe Neighborhood (PSN), a national comprehensive approach to reduce gun violence in the United States sponsored by the Department of Justice, and led in each jurisdiction by the U.S. Attorney's Office (USAO). The USAO, MPD, CSOSA and OAG have designed a program that identifies the most violent neighborhoods and aggressively targets, apprehends, prosecutes and incarcerates the most violent groups and individuals in those areas, including drug trafficking gangs. It is designed to maximize federal, state, and local resources in combating gun violence. The PSN comprehensive enforcement plan involves

partnerships, strategic planning, training, outreach, and accountability for the investigation and prosecution of gun cases.

Through systematic gathering of intelligence and development of critical operational objectives, four gangs involved in drug trafficking and crimes of violence have been removed from D.C. neighborhoods. The Task Force first identifies every member of the gang and then develops a strategy to take them off the street. The successful elimination of one gang is then used to discourage others from going down the same path. Using community supervision officers, members of a gang are summoned to a meeting or "Call In" where law enforcement officials tell them what they know about the activities of the gang and their relationships with each other; illustrate what has happened to other gangs that did not heed the message to desist from committing violent crimes, and otherwise promote a strong anti-gun, anti-violence message.

Homicide Incident Reviews were also conducted to guide the work of the PSN partners. To maximize the permanent impact of this intervention, a Homicide Reduction Strategy was incorporated to expand upon the work of PSN. This provides a

Statistical Analysis Center

permanent law enforcement process which include city agencies, the USAO, CSOSA, the Bureau of Alcohol, Tobacco, Firearms and Explosives (ATF), the Federal Bureau of Investigation (FBI), the Drug Enforcement Agency (DEA) and the United States Marshals Service (USMS) in a coordinated, pro-active suppression, deterrence, intervention, investigation and prosecution initiative under the leadership of the Chief of MPD. This approach has contributed significantly to the decrease in homicides and aggravated assaults in the city. Preliminary data base D.C. Code Index Crimes for Calendar Year 2005 indicate that total crime declined in all police districts, showing that neighborhoods around the city are becoming safer.

Violent Crime Case Review Project/VICAP

This project was supported by the CJCC to load 9,000 homicide case records into the Violent Criminal Apprehension Program (ViCAP) database. A Memorandum of Understanding (MOU) pertaining to ViCAP was signed between MPD and the FBI in 1999. MPD agreed to place at least ten years of past homicide data into ViCAP and then to continue to place all cases involving new homicides, missing

persons, presumed to be dead, unidentified dead bodies, and attempted/completed kidnapping into the ViCAP database. Of the more than 9,000 cases entered under this project, 1,045 cases now contain a considerably more detailed summary of the homicide and circumstances surrounding the incident. This homicide data has now been downloaded to computers in D.C. MPD units, making it available directly to the Homicide Unit and the Cold Case Homicide Unit. ViCAP is now available in all seven D.C. Police Districts and in all nine crime analysis units. ViCap encourages detectives to use the computer-based system for complex searches and to contribute high quality information on cases for future addition to the database.

The District of Columbia Statistical Analysis Center

The Statistical Analysis Center (SAC), previously a unit of the Office of Research, Analysis and Evaluation, under the direction of the Deputy Mayor for Public Safety and Justice was transferred to the Criminal Justice Coordinating Council (CJCC) in March 2004, by Mayor's Executive Order. The mission of the District of Columbia Statistical Analysis Center (SAC) is to

Statistical Analysis Center



provide clear and objective data analysis on a variety of crime trends and criminal justice issues. The SAC is responsible for contributing to the development of effective programs and legislative policies within the District.

The SAC is carrying out this mission through the provision of independent statistical analysis, data analysis, quantitative and qualitative research, program evaluation, policy review, and the facilitation of information exchange. In addition, SAC provides technical/statistical support to CJCC workgroups and responds to requests for outputs (such as forecasts, reports, and studies) on selected topics as deemed necessary. Through the dissemination of research studies, SAC aims to identify activities to improve the administration of justice in the District of Columbia.

The SAC focused on incorporating research and statistics into the organizational culture by providing informative products and results to those involved in the District's decision and policy making process. Activities included responding to requests from the Bureau of Justice Statistics and the

Department of Justice as well as participating with national associations and Federal agencies in the ongoing analysis and research discussions on crime and justice.

The SAC worked closely with the DOJ, Office of Juvenile Justice and Delinquency Prevention Programs (OJJDP) which approved a sampling methodology for collecting and analyzing data on Disproportionate Minority Contact (DMC) in the District of Columbia. The SAC provided extensive assistance to the Juvenile Justice Workgroup in the form of data and analysis. In an effort to battle the District's truancy problem, the SAC supported the partnership between the Attorney General's Office, Superior Court, Public Schools and the Board of Education by mapping the relationship between hot spots and D.C. Public schools.

Statistical Analysis Center

Other major accomplishments of the SAC include the following:

- An Analysis of Programs Addressing Co-occurring Disorders Throughout the D.C. Criminal Justice System
- The Universal Screening Project Report (to detect potential substance abuse and/or mental health disorders among defendants upon arrest)
- Violent Crime Case Review Project
- A ten year analysis of juvenile arrests in the District of Columbia
- An analysis of reentrants halfway house abscondences
- Trend analysis of the D.C. Jail population
- Data and analysis in support of the CJCC members and committees
- Upgraded the capabilities of the SAC through acquisition of statistical software and improved computing facility

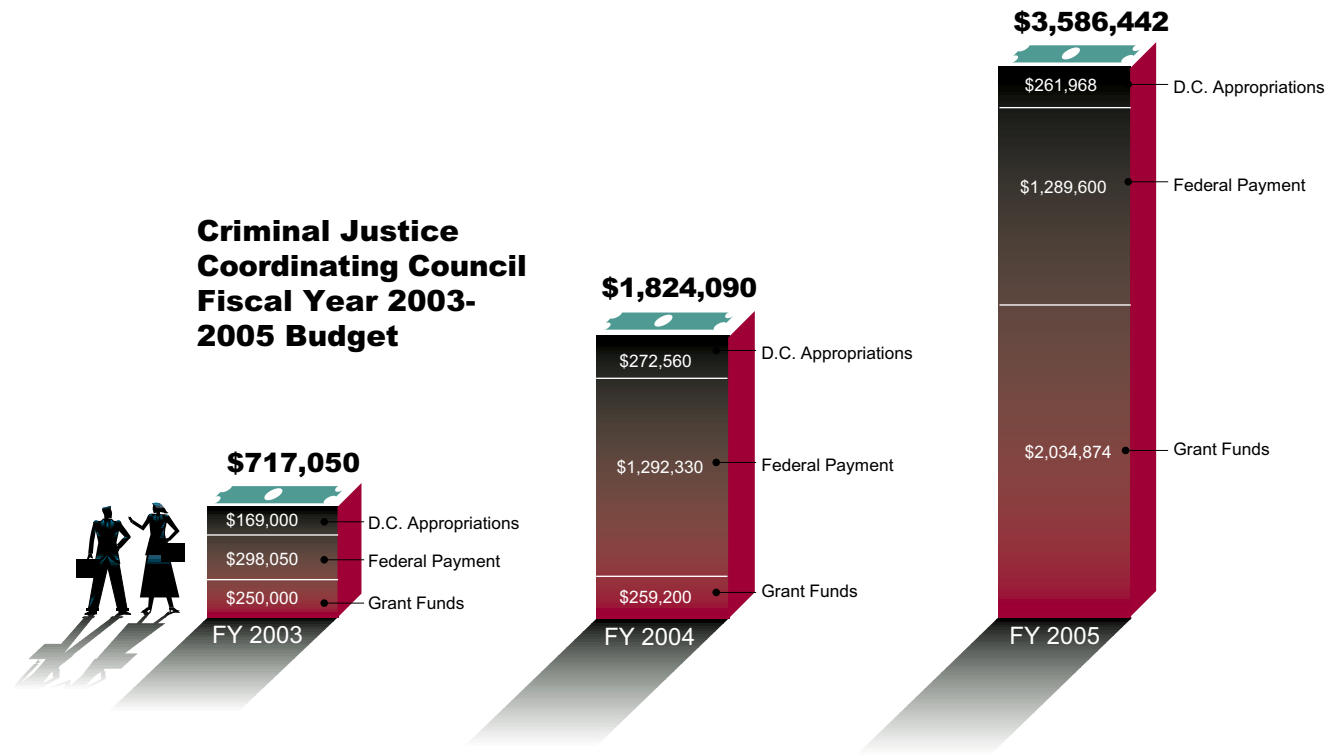


Budget



Looking Towards the Future

Table 22
Criminal Justice Coordinating Council
Fiscal Year 2003 – 2005 Budget



Future Goals

As a result of the strategic planning session held January 26, 2006, CJCC members identified the following priorities for FY 2006-2007:

- Continue the development and maintenance of the Justice Information System (JUSTIS) for information sharing across CJCC agencies
- Reduce juvenile violence
- Strengthen reentry programs
- Improve the use of detention alternatives
- Reduce gun violence
- Integrate mental health and substance abuse services with the criminal justice system



Glossary

Glossary

APRA	ADDICTION PREVENTION AND RECOVERY ADMINISTRATION
ATF	BUREAU OF ALCOHOL, TOBACCO, FIREARMS AND EXPLOSIVES
CCB	CENTRAL CELL BLOCK
CJCC	CRIMINAL JUSTICE COORDINATING COUNCIL
CSOSA	COURT SERVICES AND OFFENDER SUPERVISION AGENCY
DC	DISTRICT OF COLUMBIA
DCPS	DISTRICT OF COLUMBIA PUBLIC SCHOOLS
DCSC	DISTRICT OF COLUMBIA SUPERIOR COURT
DEA	DRUG ENFORCEMENT AGENCY
DM	DEPUTY MAYOR
DPW	DEPARTMENT OF PUBLIC WORKS
DSO	DEINSTITUTIONALIZATION OF STATUS OFFENDERS
DMC	DISPROPORTIONATE MINORITY CONTACT
DYRS	DEPARTMENT OF YOUTH REHABILITATION SERVICES
ERCC	EAST OF THE RIVER COMMUNITY COURTS
FBI	FEDERAL BUREAU OF INVESTIGATION
GPC	GRANTS PLANNING COMMITTEE
GPS	GLOBAL POSITIONING SYSTEMS
HWH	HALFWAY HOUSE
ITAC	INFORMATION TECHNOLOGY ADVISORY COMMITTEE
ITLO	INFORMATION TECHNOLOGY LIAISON OFFICER
ITSO	INFORMATION TECHNOLOGY SECURITY OFFICER

Glossary

JAG	JUSTICE ASSISTANCE GRANT
JUSTIS	JUSTICE INTEGRATED INFORMATION SYSTEM
JJW	JUVENILE JUSTICE WORKGROUP
JXDM	JUSTICE XML DATA MODEL
LLEBG	LOCAL LAW ENFORCEMENT BLOCK GRANTS
MPD	METROPOLITAN POLICE DEPARTMENT
NCIC	NATIONAL CRIMINAL INFORMATION CENTER
OAG	OFFICE OF THE ATTORNEY GENERAL
OJJDP	OFFICE OF JUVENILE JUSTICE AND DELINQUENCY PREVENTION
PROGRAM	FAMILY COURT TRUANCY DIVERSION PROGRAM
PSA	PRETRIAL SERVICES AGENCY
PSCO	PRETRIAL SYSTEMS AND COMMUNITY OPTIONS
PSN	PROJECT SAFE NEIGHBORHOOD
SAC	STATISTICAL ANALYSIS CENTER
SMART	SUPERVISION AUTOMATED RECORDS TRACKING SYSTEM
THE TRUST	THE CHILDREN AND YOUTH INVESTMENT TRUST
TPCI	TRANSITION FROM PRISON BACK TO COMMUNITY INITIATIVE
USA	UNITED STATES OF AMERICA
USAO	UNITED STATES ATTORNEY'S OFFICE
USMS	UNITED STATES MARSHALS SERVICE
USPC	UNITED STATES PAROLE COMMISSION
VICAP	VIOLENT CRIMINAL APPREHENSION PROGRAM
WDC	WASHINGTON, D.C.
XML	EXTENSIBLE MARKUP LANGUAGE (COMPUTER LANGUAGE)





One Judiciary Square
441 4th Street, N.W. Suite 727 North
Washington, D.C. 20001
Office: (202) 442-9283
Fax: (202) 442-4922
www.cjcc.dc.gov