

virtus
Global Games
Vichy FRANCE 2023



Vichy FRANCE 2023

ATHLETICS

VICHY
2023
VICHY
2023
VICHY
2023
VICHY
2023
VICHY
2023
VICHY
2023
VICHY
2023
VICHY
2023
VICHY
2023



Global Games 2023- Triathlon II2

275913

Vichy (Parc Omnisports P. Coulon) le 06 - 09 juin 2023

FFSA

Triathlon II2 SEF / SEF (06/06/2023)

Pl.	Athlète	Licence	Cat.	Club	Lig.	Dpt	Perf.	
1	ORLANDO Nicole (Ita)		SEF /93	Italy	_ET	00	959 pts	D8
	<i>Pds3</i>	<i>100m</i>	<i>Longue</i>					
	Perf. 6m09	17'58 (-0.2)	3m27 (+0.9)					
	Pts 346	193	420					
2	PETŘÍKOVÁ Michala (Cze)		SEF /06	Czech Republic	_ET	00	904 pts	D8
	<i>Pds3</i>	<i>100m</i>	<i>Longue</i>					
	Perf. 4m46	17'10 (-0.2)	3m27 (+1.7)					
	Pts 246	238	420					
3	MAGDALENA Dabrowska (Pol)		SEF /02	Poland	_ET	00	867 pts	D8
	<i>Pds3</i>	<i>100m</i>	<i>Longue</i>					
	Perf. 4m58	16'78 (-0.2)	2m90 (+0.9)					
	Pts 253	270	344					
4	ANGELOVA Radena (Bul)		SEF /99	Bulgaria	_ET	00	691 pts	D8
	<i>Pds3</i>	<i>100m</i>	<i>Longue</i>					
	Perf. 5m37	17'83 (-0.2)	2m28 (+0.0)					
	Pts 301	172	218					
5	NÁSELOVÁ Veronika (Cze)		JUF /04	Czech Republic	_ET	00	666 pts	D8
	<i>Pds3</i>	<i>100m</i>	<i>Longue</i>					
	Perf. 6m02	19'89 (-0.2)	2m59 (+1.3)					
	Pts 341	44	281					
6	BAUER Agnieszka (Pol)		SEF /97	Poland	_ET	00	453 pts	D8
	<i>Pds3</i>	<i>100m</i>	<i>Longue</i>					
	Perf. 4m25	22'50 (-0.2)	2m29 (+0.6)					
	Pts 233	0	220					
7	STRAMA Patrycja (Pol)		SEF /01	Poland	_ET	00	397 pts	D8
	<i>Pds3</i>	<i>100m</i>	<i>Longue</i>					
	Perf. 4m15	19'60 (-0.2)	1m76 (+2.2)					
	Pts 227	57	113					

Triathlon II2 SEM / SEM (06/06/2023)

Pl.	Athlète	Licence	Cat.	Club	Lig.	Dpt	Perf.	
1	VIRAPIN Nicolas		SEM /86	France	I-F	00	866 pts	
	<i>Pds4</i>	<i>100m</i>	<i>Longue</i>					
	Perf. 7m39	14'42 (-0.8)	4m15 (+0.0)					
	Pts 375	163	328					
2	ASENOV Aleksandar (Bul)		SEM /07	Bulgaria	_ET	00	775 pts	
	<i>Pds4</i>	<i>100m</i>	<i>Longue</i>					
	Perf. 7m14	14'55 (-0.8)	3m85 (-0.3)					
	Pts 360	147	268					
3	LE FEUVRE Samuel (Aus)		SEM /06	Australia	_ET	00	683 pts	
	<i>Pds4</i>	<i>100m</i>	<i>Longue</i>					
	Perf. 4m87	14'02 (-0.8)	3m70 (+0.2)					
	Pts 227	218	238					
4	WIERCIOCH Antoni (Pol)		SEM /04	Poland	_ET	00	650 pts	
	<i>Pds4</i>	<i>100m</i>	<i>Longue</i>					
	Perf. 6m27	14'97 (-0.8)	3m71 (+1.1)					
	Pts 309	101	240					
5	PARRY Ethan (Aus)		SEM /04	Australia	_ET	00	469 pts	
	<i>Pds4</i>	<i>100m</i>	<i>Longue</i>					
	Perf. 6m68	14'65 (-0.8)	NM (+0.1)					
	Pts 333	136	0					
6	GIANNINI Federico (Ita)		SEM /93	Italy	_ET	00	468 pts	
	<i>Pds4</i>	<i>100m</i>	<i>Longue</i>					
	Perf. 7m11	14'88 (-0.8)	NM (+0.6)					
	Pts 358	110	0					
7	TANDRAYEN Lucas		SEM /98	France	I-F	00	413 pts	
	<i>Pds4</i>	<i>100m</i>	<i>Longue</i>					
	Perf. 7m09	15'48 (-0.8)	NM (+0.1)					
	Pts 357	56	0					

Global Games 2023- Triathlon II2

275913

Vichy (Parc Omnisports P. Coulon) le 06 - 09 juin 2023

FFSA

Triathlon II2 SEM / SEM (06/06/2023)

Pl.	Athlète	Licence	Cat.	Club	Lig.	Dpt	Perf.
8	ALEKSANDROV Aleksand (Bul)		SEM /97	Bulgaria	_ET	00	202 pts
	<i>Pds4</i>	<i>100m</i>	<i>Longue</i>				
Perf.	4m44	17'66 (-0.8)	1m89 (+0.1)				
Pts	202	0	0				

Global Games 2023- Triathlon II2

Vichy le 06/06/2023

Podium

Triathlon II2 SEF / SEF

Mondial

Champion(ne)	959 pts	ORLANDO Nicole (Ita)	Italy	SE	_ET 000
Vice champion(ne)	904 pts	PETRÍKOVÁ Michala (Cze)	Czech Republic	SE	_ET 000
3ème (place)	867 pts	MAGDALENA Dabrowska (Pol)	Poland	SE	_ET 000

Triathlon II2 SEM / SEM

Mondial

Champion(ne)	866 pts	VIRAPIN Nicolas	France	SE	I-F 000
Vice champion(ne)	775 pts	ASENOV Aleksandar (Bul)	Bulgaria	SE	_ET 000
3ème (place)	683 pts	LE FEUVRE Samuel (Aus)	Australia	SE	_ET 000

6 podium(s) validé(s) - 0 proposé(s) non validé(s)

Global Games 2023 - EC - II1

275913

Vichy (Parc Omnisports P. Coulon) le 06 - 09 juin 2023

FFSA

Heptathlon SEF / SEF (06/06/2023)

Pl.	Athlète	Licence	Cat.	Club	Lig.	Dpt	Perf.
1	GOMES SA Ceuzinha		SEF /02	France	I-F	00	3 485 pts IR4
	<i>Hauteu</i>	<i>100h84</i>	<i>Pds4</i>	<i>200m</i>	<i>Longue</i>	<i>Javt6</i>	<i>800m</i>
	Perf. 1m25	16'02 (-0.6)	10m05	28'04 (-0.4)	3m88 (-0.2)	28m92	2'45"09
	Pts 359	712	533	628	281	456	516
2	ALTIN Fatma Damla (Tur)		SEF /02	Turkey	_ET	00	3 251 pts R1
	<i>Hauteu</i>	<i>100h84</i>	<i>Pds4</i>	<i>200m</i>	<i>Longue</i>	<i>Javt6</i>	<i>800m</i>
	Perf. 1m58	19'44 (-0.6)	6m64	27'45 (-0.4)	5m27 (-0.5)	14m58	2'58"50
	Pts 712	350	312	675	634	189	379
3	SCHWEITZER Stephanie (Aus)		SEF /92	Australia	_ET	00	3 025 pts R2
	<i>Hauteu</i>	<i>100h84</i>	<i>Pds4</i>	<i>200m</i>	<i>Longue</i>	<i>Javt6</i>	<i>800m</i>
	Perf. 1m25	19'21 (-0.6)	8m32	28'31 (-0.4)	4m47 (-0.3)	15m50	2'34"19
	Pts 359	371	420	607	421	206	641
4	COOPER Ebonie (Aus)		SEF /99	Australia	_ET	00	2 349 pts R6
	<i>Hauteu</i>	<i>100h84</i>	<i>Pds4</i>	<i>200m</i>	<i>Longue</i>	<i>Javt6</i>	<i>800m</i>
	Perf. 1m28	20'87 (-0.6)	8m00	32'10 (-0.4)	3m70 (-0.9)	25m73	3'02"32
	Pts 389	234	399	345	242	396	344
5	VANEGAS RAMIREZ Jhon (Col)		SEF /06	Colombia	_ET	00	1 719 pts D5
	<i>Hauteu</i>	<i>100h84</i>	<i>Pds4</i>	<i>200m</i>	<i>Longue</i>	<i>Javt6</i>	<i>800m</i>
	Perf. 1m31	22'83 (-0.6)	8m50	36'07 (-0.4)	3m66 (-0.4)	24m16	4'00"75
	Pts 419	110	432	144	233	367	14
6	SLATTER Belinda (Aus)		SEF /98	Australia	_ET	00	1 566 pts D7
	<i>Hauteu</i>	<i>100h84</i>	<i>Pds4</i>	<i>200m</i>	<i>Longue</i>	<i>Javt6</i>	<i>800m</i>
	Perf. 1m22	21'88 (-0.6)	8m43	32'56 (-0.4)	3m50 (-0.6)	7m76	3'22"11
	Pts 331	165	299	318	200	66	187

Heptathlon SEM / SEM (09/06/2023)

Pl.	Athlète	Licence	Cat.	Club	Lig.	Dpt	Perf.
1	BILENKO Mykhailo (Ukr)		SEM /92	ukraine	_ET	00	3 645 pts D3
	<i>200m</i>	<i>110h91</i>	<i>Hauteu</i>	<i>Longue</i>	<i>Pds7</i>	<i>Javt8</i>	<i>1500m</i>
	Perf. 24'75 (+0.1)	16'79 (+0.1)	1m71	5m10 (+0.1)	11m75	38m10	5'14"89
	Pts 587	621	552	402	591	415	477
2	CUNHA Lenine (Por)		SEM /82	Portugal	_ET	00	3 455 pts D4
	<i>200m</i>	<i>110h91</i>	<i>Hauteu</i>	<i>Longue</i>	<i>Pds7</i>	<i>Javt8</i>	<i>1500m</i>
	Perf. 24'08 (+0.1)	17'04 (+0.1)	1m68	6m07 (-0.4)	8m70	25m31	5'22"99
	Pts 662	587	528	602	407	234	435
3	FERNANDES DOS SANTOS (Bra)		SEM /92	Brazil	_ET	00	3 191 pts D5
	<i>200m</i>	<i>110h91</i>	<i>Hauteu</i>	<i>Longue</i>	<i>Pds7</i>	<i>Javt8</i>	<i>1500m</i>
	Perf. 27'23 (+0.1)	18'71 (+0.1)	1m50	5m79 (-0.3)	12m10	45m73	5'31"89
	Pts 347	385	389	542	612	526	390
4	BENITEZ SOTELO Jean (Col)		SEM /03	Colombia	_ET	00	2 535 pts D7
	<i>200m</i>	<i>110h91</i>	<i>Hauteu</i>	<i>Longue</i>	<i>Pds7</i>	<i>Javt8</i>	<i>1500m</i>
	Perf. 25'68 (+0.1)	19'05 (+0.1)	1m47	5m11 (-0.8)	9m45	35m79	6'55"83
	Pts 499	349	367	404	452	381	83
5	D'ABRERA Timothy (Aus)		SEM /91	Australia	_ET	00	743 pts D8
	<i>200m</i>	<i>110h91</i>	<i>Hauteu</i>	<i>Longue</i>	<i>Pds7</i>	<i>Javt8</i>	<i>1500m</i>
	Perf. 32'93 (+0.1)	24'77 (+0.1)	1m20	3m80 (-0.5)	5m55	16m16	7'42"65
	Pts 33	8	188	174	223	110	7

Global Games 2023 - EC - II1

Vichy le 06/06/2023

Podium

Heptathlon SEF / SEF

Mondial

Champion(ne)	3 485 pts	GOMES SA Ceuzinha	France	SE	I-F 000
Vice champion(ne)	3 251 pts	ALTIN Fatma Damla (Tur)	Turkey	SE	_ET 000
3ème (place)	3 025 pts	SCHWEITZER Stephanie (Aus)	Australia	SE	_ET 000

Heptathlon SEM / SEM

Mondial

Champion(ne)	3 645 pts	BILENKO Mykhailo (Ukr)	ukraine	SE	_ET 000
Vice champion(ne)	3 455 pts	CUNHA Lenine (Por)	Portugal	SE	_ET 000
3ème (place)	3 191 pts	FERNANDES DOS SANTOS W	Brazil	SE	_ET 000

6 podium(s) validé(s) - 0 proposé(s) non validé(s)

Global Games 2023 - Relay

275913

Vichy (Parc Omnisports P. Coulon) le 06 - 09 juin 2023

FFSA

4 X 100m / TCF II1 (08/06/2023) Final à 19h 12

Pl.	Equipe Relais	Dpt	Lig.	Perf.	Pts
1	Turkey (1- AKIN Edanur (Tur) SE/90 F, 2- ALTIN Fatma Daml (Tur) SE/02 F, 3- GEZER Muhsine (Tur) SE/90 F, 4- BAYRAK Esra (Tur) SE/90 F, 5- YILDIRIM	00	_ET	51"86	829
2	Ukraine (1- MURAVSKA Ruslana (Ukr) SE/00 F, 2- ZAZULIAK Olha (Ukr) SE/94 F, 3- DANYLINA Liudmyl (Ukr) SE/85 F, 4- SHULIAR Yuliia (Ukr) SE/97 F, 5- K	00	_ET	53"37	775
3	Australia (1- MAZZEI Amelia (Aus) SE/90 F, 2- SCHWEITZER Steph (Aus) SE/92 F, 3- BLACKSMITH Telay (Aus) SE/90 F, 4- SLATTER Belinda (Aus) SE/98 F, 5-	00	_ET	55"65	698
4	Ecuador (1- MENDES SANCHEZ P (Ecu) SE/90 F, 2- ANGULO MINA Liza (Ecu) SE/04 F, 3- MINDA LARA Najel (Ecu) SE/00 F, 4- LARA BORJA Anais (Ecu) SE/9	00	_ET	57"42	641
5	France (1- DAUTREMONT Sarah SE/98 F, 2- BRANDEL Laurie SE/91 F, 3- DELAGE Danielle SE/92 F, 4- ADAMA Nawa SE/99 F)	00	I-F	59"44	579

4 X 100m / TCF - II2 (08/06/2023) Final à 18h 28

Pl.	Equipe Relais	Dpt	Lig.	Perf.	Pts
1	Italy (1- PERTILE Giulia (Ita) SE/82 F, 2- ZENDRI Elisa (Ita) SE/96 F, 3- ORLANDO Nicole (Ita) SE/93 F, 4- ZENI Chiara (Ita) SE/04 F)	00	_ET	69"98	305

4 X 100m / TCM - II1 (08/06/2023) Final à 18h 56

Pl.	Equipe Relais	Dpt	Lig.	Perf.	Pts
1	Italy (1- SCHIMMENTI Gaeta (Ita) SE/94 M, 2- SECK Falou (Ita) SE/90 M, 3- BERTOLASO Mario (Ita) SE/00 M, 4- DI MAGGIO Raffae (Ita) SE/01 M)	00	_ET	43"47	837
2	China Hong Kong (1- CHOW Chi Wai (Hkg) SE/01 M, 2- TANG Nikki (Hkg) SE/98 M, 3- YIM Ching Hei (Hkg) SE/01 M, 4- CHONG Kung Yuen (Hkg) SE/96 M, 5- TSE Ho Yin	00	_ET	44"55	769
3	Portugal (1- FREITAS Carlos (Por) SE/99 M, 2- OLIVEIRA Igor (Por) SE/01 M, 3- BAESSA Sandro (Por) SE/99 M, 4- CUNHA Lenine (Por) SE/82 M, 5- PERREIRA	00	_ET	44"66	762
4	Spain (1- FERNÁNDEZ NOVOA (Esp) SE/90 M, 2- PASCUAL CORTES R (Esp) SE/90 M, 3- RODRIGUEZ RODRIG (Esp) SE/90 M, 4- RODRIGUEZ RAMIRE (00	_ET	51"41	404
	Australia (1- LLOYD Lleyton (Aus) SE/90 M, 2- MUAMBA Sammy (Aus) SE/90 M, 3- HENDY Lindsey (Aus) SE/90 M, 4- MANN Riley (Aus) SE/90 M, 5- CARR Blake (00	_ET	DQ	
	Ecuador (1- CHALA ESPINOZA R (Ecu) SE/98 M, 2- PUGO PULLO Juan (Ecu) SE/94 M, 3- COLORADO MINA An (Ecu) SE/99 M, 4- CARCELEN DELGADO (Ecu	00	_ET	DNS	

C3 RT 24.7

4 X 100m / TCM - II2 (08/06/2023) Final à 18h 28

Pl.	Equipe Relais	Dpt	Lig.	Perf.	Pts
1	Mexico (1- AVILES Gabriel (Mex) SE/90 M, 2- FLORES Ángel (Mex) SE/90 M, 3- GUZMÁN Jesús (Mex) SE/90 M, 4- RUIZ Pascual (Mex) SE/90 M, 5- DEL ÁNGEL	00	_ET	64"10	36
2	Italy (1- MANCIOLI Luca (Ita) SE/90 M, 2- D'AGOSTINO Nando (Ita) SE/90 M, 3- CAPITANI Tiziano (Ita) SE/90 M, 4- PIACENTINI Andre (Ita) SE/97 M)	00	_ET	66"98	7
3	France (1- DAVID Jason SE/89 M, 2- PAIMAN Michael SE/90 M, 3- TANDRAYEN Lucas SE/98 M, 4- VIRAPIN Nicolas SE/86 M)	00	I-F	68"33	1
4	Australia (1- LE FEUVRE Samuel (Aus) SE/06 M, 2- PARRY Ethan (Aus) SE/04 M, 3- TAHENY Hugo (Aus) SE/90 M, 4- MITCHELL Phoebe (Aus) SE/91 F)	00	_ET	71"90	
5	Bulgaria (1- ALEKSANDROV Alek (Bul) SE/97 M, 2- KOSTADINOV Emili (Bul) SE/90 M, 3- VANDOV Boyan (Bul) SE/90 M, 4- ASENOV Aleksanda (Bul) SE/07 M)	00	_ET	72"36	

4 X 200m / Mixed - II1 (07/06/2023) Final 1 à 18h 33

Pl.	Equipe Relais	Dpt	Lig.	Perf.	Pts
1	Brazil (1- FELIX BARBOSA DA (Bra) SE/90 F, 2- FERNANDES DOS SA (Bra) SE/92 M, 3- DA SILVA BARROS (Bra) SE/90 F, 4- ZEFERINO FERREIR (Bra) SE/	00	_ET	1'43"09	
2	Spain (1- PASCUAL CORTES R (Esp) SE/90 M, 2- AGUILAR GARCIA S (Esp) SE/90 F, 3- ROMAN ORTIZ Nahi (Esp) SE/90 F, 4- FERNÁNDEZ NOVOA (Esp) S	00	_ET	1'44"57	
3	France (1- BARROIS Sacha SE/06 M, 2- DAUTREMONT Sarah SE/98 F, 3- BRANDEL Laurie SE/91 F, 4- KHELIFA Haroun SE/96 M)	00	I-F	1'44"63	
4	Sweden (1- HEDBERG Lina (Swe) SE/98 F, 2- ERIKSSON Emma (Swe) SE/93 F, 3- REINHOLDSSON Joe (Swe) SE/01 M, 4- JANSSON Martin (Swe) SE/91 M)	00	_ET	1'59"85	

Global Games 2023 - Relay

275913

Vichy (Parc Omnisports P. Coulon) le 06 - 09 juin 2023

FFSA

4 X 200m / Mixed - II1 (07/06/2023) Final 2 à 18h 46

Pl.	Equipe Relais	Dpt	Lig.	Perf.	Pts
1	Ecuador (1- CARCELEN DELGADO (Ecu) SE/98 M, 2- ANGULO MINA Liza (Ecu) SE/04 F, 3- LARA BORJA Anais (Ecu) SE/97 F, 4- COLORADO MINA An (Ecu) S	00	_ET	1'36"23	
2	Ukraine (1- ZAZULIAK Olha (Ukr) SE/94 F, 2- BILENKO Mykhailo (Ukr) SE/92 M, 3- SHULIAR Yuliia (Ukr) SE/97 F, 4- BILENKO Vasyi (Ukr) SE/92 M)	00	_ET	1'40"85	
3	Australia (1- HENDY Lindsey (Aus) SE/90 M, 2- BLACKSMITH Telay (Aus) SE/90 F, 3- MUAMBA Sammy (Aus) SE/90 M, 4- MAZZEI Amelia (Aus) SE/90 F)	00	_ET	1'42"64	

4 X 400m / TCF- II1 (09/06/2023) Final à 17h 00

Pl.	Equipe Relais	Dpt	Lig.	Perf.	Pts
1	Poland (1- KOMOROWSKA Agnie (Pol) SE/90 F, 2- BIEGANOWSKA- ZAJ (Pol) SE/90 F, 3- STENKA Sabina (Pol) SE/90 F, 4- FRANIECZEK Justy (Pol) SE/90 F,	00	_ET	4'03"60	872
2	Ukraine (1- MURAVSKA Ruslana (Ukr) SE/00 F, 2- ZAZULIAK Olha (Ukr) SE/94 F, 3- DANYLINA Liudmyl (Ukr) SE/85 F, 4- SHULIAR Yuliia (Ukr) SE/97 F)	00	_ET	4'12"77	806
3	Australia (1- MAZZEI Amelia (Aus) SE/90 F, 2- SCHWEITZER Steph (Aus) SE/92 F, 3- BLACKSMITH Telay (Aus) SE/90 F, 4- COOPER Ebonie (Aus) SE/99 F)	00	_ET	4'31"16	681
4	France (1- DAUTREMONT Sarah SE/98 F, 2- DREUX Virgine SE/88 F, 3- BRANDEL Laurie SE/91 F, 4- GOMES SA Ceuzinha SE/02 F)	00	I-F	4'55"57	531
	Turkey (1- AKIN Edanur (Tur) SE/90 F, 2- GEZER Muhsine (Tur) SE/90 F, 3- ALTIN Fatma Daml (Tur) SE/02 F, 4- BAYRAK Esra (Tur) SE/90 F, 5- YILDIRIM	00	_ET	DNS	

4 X 400m / TCM - II1 (09/06/2023) Final 1 à 16h 30

Pl.	Equipe Relais	Dpt	Lig.	Perf.	Pts
1	Italy (1- DI MAGGIO Raffae (Ita) SE/01 M, 2- BERTOLASO Mario (Ita) SE/00 M, 3- SECK Falou (Ita) SE/90 M, 4- DIENG Ndiaga (Ita) SE/99 M, 5- SCHIMM	00	_ET	3'26"57	816
2	Portugal (1- FREITAS Carlos (Por) SE/99 M, 2- BAESSA Sandro (Por) SE/99 M, 3- OLIVEIRA Igor (Por) SE/01 M, 4- CUNHA Lenine (Por) SE/82 M, 5- PERREIRA	00	_ET	3'29"94	773
3	Poland (1- PIATEK Mateusz (Pol) SE/90 M, 2- KAMIL Pitura (Pol) SE/90 M, 3- GÓRCZAK Krzyszto (Pol) SE/90 M, 4- PEK Daniel (Pol) SE/90 M, 5- BOSY Dan	00	_ET	3'39"49	659
4	France (1- KHELIFA Haroun SE/96 M, 2- BRELIK Renaud SE/94 M, 3- BARROIS Sacha SE/06 M, 4- CHEVALME Saby SE/90 M, 5- MENGUAL Sebastien SE/93 M	00	I-F	3'40"71	645
	Spain (1- FERNÁNDEZ NOVOA (Esp) SE/90 M, 2- RODRIGUEZ RODRIG (Esp) SE/90 M, 3- PASCUAL CORTES R (Esp) SE/90 M, 4- RODRIGUEZ RAMIRE (00	_ET	DQ	
	Australia (1- HENDY Lindsey (Aus) SE/90 M, 2- MANN Riley (Aus) SE/90 M, 3- MCINTOSH Kyle (Aus) SE/90 M, 4- HOUSTON Aaron (Aus) SE/90 M)	00	_ET	DQ	

C2 DQ RT 24.20 - C3 DQ RT 24.19

Global Games 2023 - Relay

Vichy le 06/06/2023

Podium

4 X 200m / TCC

Mondial

Champion(ne)	1'36"23	Athlète X	Ecuador	TC	_ET 000
Vice champion(ne)	1'40"85	Athlète X	ukraine	TC	_ET 000
3ème (place)	1'42"64	Athlète X	Australia	TC	_ET 000

4 X 100m / TCF

Mondial

Champion(ne)	51"86	Athlète X	Turkey	TC	_ET 000
Vice champion(ne)	53"37	Athlète X	ukraine	TC	_ET 000
3ème (place)	55"65	Athlète X	Australia	TC	_ET 000
Champion(ne)	69"98	Athlète X	Italy	TC	_ET 000

4 X 400m / TCF

Mondial

Champion(ne)	4'03"60	Athlète X	Poland	TC	_ET 000
Vice champion(ne)	4'12"77	Athlète X	ukraine	TC	_ET 000
3ème (place)	4'31"16	Athlète X	Australia	TC	_ET 000

4 X 100m / TCM

Mondial

Champion(ne)	43"47	Athlète X	Italy	TC	_ET 000
Vice champion(ne)	44"55	Athlète X	China Hong Kong	TC	_ET 000
3ème (place)	44"66	Athlète X	Portugal	TC	_ET 000
Champion(ne)	64"10	Athlète X	Mexico	TC	_ET 000
Vice champion(ne)	66"98	Athlète X	Italy	TC	_ET 000
3ème (place)	68"33	Athlète X	France	TC	I-F 000

16 podium(s) validé(s) - 0 proposé(s) non validé(s)

Global Gammes 2023 - II3

275913

Vichy (Parc Omnisports P. Coulon) le 06 - 09 juin 2023

FFSA

100m / TCF (07/06/2023) Final à 15h 18 Vent : +0.9

1	DYER Kobi-lee (Aus)	SEF /90	Australia	00 _ET	15"08	D3	475
---	---------------------	---------	-----------	--------	-------	----	-----

100m / TCM (07/06/2023) Final à 15h 18 Vent : +0.9

1	CABIZZA Federico (Ita)	SEM /90	Italy	00 _ET	11"44	IR3	761
2	ABDULLAH Aly (Egy)	SEM /90	Egypt	00 _ET	12"17	R4	574
3	GRIFFETT Liam (Aus)	SEM /90	Australia	00 _ET	12"68	D2	459
4	LEUNG Yu Sum (Hkg)	SEM /90	China Hong Kong	00 _ET	13"07	D4	380

200m / TCF (09/06/2023) Final à 12h 06 Vent : -3.6

1	DYER Kobi-lee (Aus)	SEF /90	Australia	00 _ET	34"92	D8	250
---	---------------------	---------	-----------	--------	-------	----	-----

200m / TCM (09/06/2023) Final à 12h 06 Vent : -3.6

1	CABIZZA Federico (Ita)	SEM /90	Italy	00 _ET	23"93	R2	680
2	ABDULLAH Aly (Egy)	SEM /90	Egypt	00 _ET	25"24	R6	534
3	GRIFFETT Liam (Aus)	SEM /90	Australia	00 _ET	27"53	D6	322
4	LEVI Shaha (Isr)	SEM /90	Israel	00 _ET	31"12	D8	97

400m / TCF (08/06/2023) Final à 11h 52

1	MOHAMED Retag (Egy)	SEF /90	Egypt	00 _ET	76"80	D5	369
---	---------------------	---------	-------	--------	-------	----	-----

400m / TCM (08/06/2023) Final à 11h 52

1	CABIZZA Federico (Ita)	SEM /90	Italy	00 _ET	53"47	R1	665
2	ABDULLAH Aly (Egy)	SEM /90	Egypt	00 _ET	56"10	R3	535
3	KLING Lucas	SEM /01	France	00 I-F	57"18	R4	486
4	LEVI Shaha (Isr)	SEM /90	Israel	00 _ET	69"33	D8	95

800m / TCF (09/06/2023) Final à 11h 20

1	MOHAMED Retag (Egy)	SEF /90	Egypt	00 _ET	2'58"74	D5	349
---	---------------------	---------	-------	--------	---------	----	-----

800m / TCM (09/06/2023) Final à 11h 20

1	KLING Lucas	SEM /01	France	00 I-F	2'17"06	D1	399
---	-------------	---------	--------	--------	---------	----	-----

1 500m / TCF (07/06/2023) Final à 10h 12

1	MOHAMED Retag (Egy)	SEF /90	Egypt	00 _ET	6'33"01	D6	289
---	---------------------	---------	-------	--------	---------	----	-----

1 500m / TCM (07/06/2023) Final à 10h 12

1	NIELSEN Alexander (Den)	SEM /90	Denmark	00 _ET	4'18"20	R1	653
2	MOZES Guy (Isr)	SEM /90	Israel	00 _ET	6'19"31	D8	1

3 000m / TCM (08/06/2023) Final à 09h 58

1	NIELSEN Alexander (Den)	SEM /90	Denmark	00 _ET	8'47"74	IR2	794
2	MOZES Guy (Isr)	SEM /90	Israel	00 _ET	14'27"80	D8	

Long Jump (09/06/2023) Final à 09h 00

1	DYER Kobi-lee (Aus)	SEF /90	Australia	00 _ET	2m50 (-1.7)		263
---	---------------------	---------	-----------	--------	-------------	--	-----

X +0.9 2m50 -1.7

Long Jump (09/06/2023) Final à 09h 00

1	GRIFFETT Liam (Aus)	SEM /90	Australia	00 _ET	5m71 (-0.3)	R5	649
	X -1.0 X -2.9 X -2.5 5m71 -0.3 5m70 -1.6 2m62 -3.1						
2	LEUNG Yu Sum (Hkg)	SEM /90	China Hong Kong	00 _ET	5m57 (-1.0)	R6	620
	X -1.2 4m94 -1.1 X -2.1 X -1.5 5m57 -1.0 X -0.9						

Global Gammes 2023 - II3

275913

Vichy (Parc Omnisports P. Coulon) le 06 - 09 juin 2023

FFSA

Shot Put (6 Kg) (07/06/2023) Final à 12h 00

1	ELSHOHNA Omar (Egy)	SEM /90	Egypt	00 _ET	12m31	664
	10m14 12m31 12m19 11m95					
2	MOZES Guy (Isr)	SEM /90	Israel	00 _ET	6m63	330
	6m54 6m63 6m08 5m89 6m00 6m62					

Discus (1,0 Kg) / TCF (07/06/2023) Final à 14h 00

1	GODA Samya (Egy)	SEF /90	Egypt	00 _ET	16m22	272
	15m55 15m60 16m22 14m90 14m82 X					

Disque (1.5 Kg) / TCM (07/06/2023) Final à 14h 00

1	ELSHOHNA Omar (Egy)	SEM /90	Egypt	00 _ET	37m75	654
	36m80 36m97 37m62 34m80 10m31 37m75					

Javelin (600 G) / TCF (09/06/2023) Final à 10h 45

1	GODA Samya (Egy)	SEF /90	Egypt	00 _ET	14m53	244
	10m83 13m94 12m88 14m32 14m53 13m96					

Javelin (700 G) / TCM (09/06/2023) Final à 10h 45

1	GRIFFETT Liam (Aus)	SEM /90	Australia	00 _ET	33m80	449
	33m80 X 28m90 X X -					

Global Gammes 2023 - II3

Vichy le 06/06/2023

Podium

100m / TCF

Mondial

Champion(ne)	15"08(+0.9)	DYER Kobi-lee (Aus)	Australia	SE	_ET 000
--------------	-------------	---------------------	-----------	----	---------

200m / TCF

Mondial

Champion(ne)	34"92(-3.6)	DYER Kobi-lee (Aus)	Australia	SE	_ET 000
--------------	-------------	---------------------	-----------	----	---------

400m / TCF

Mondial

Champion(ne)	76"80	MOHAMED Retag (Egy)	Egypt	SE	_ET 000
--------------	-------	---------------------	-------	----	---------

800m / SEF

Mondial

Champion(ne)	2'58"74	MOHAMED Retag (Egy)	Egypt	SE	_ET 000
--------------	---------	---------------------	-------	----	---------

1 500m / TCF

Mondial

Champion(ne)	6'33"01	MOHAMED Retag (Egy)	Egypt	SE	_ET 000
--------------	---------	---------------------	-------	----	---------

Long jump / TCF

Mondial

Champion(ne)	2m50(-1.7)	DYER Kobi-lee (Aus)	Australia	SE	_ET 000
--------------	------------	---------------------	-----------	----	---------

Discus (1,0 Kg) / TCF

Mondial

Champion(ne)	16m22	GODA Samya (Egy)	Egypt	SE	_ET 000
--------------	-------	------------------	-------	----	---------

Javelin (600 G) / TCF

Mondial

Champion(ne)	14m53	GODA Samya (Egy)	Egypt	SE	_ET 000
--------------	-------	------------------	-------	----	---------

100m / TCM

Mondial

Champion(ne)	11"44(+0.9)	CABIZZA Federico (Ita)	Italy	SE	_ET 000
Vice champion(ne)	12"17(+0.9)	ABDULLAH Aly (Egy)	Egypt	SE	_ET 000
3ème (place)	12"68(+0.9)	GRIFFETT Liam (Aus)	Australia	SE	_ET 000

200m / TCM

Mondial

Champion(ne)	23"93(-3.6)	CABIZZA Federico (Ita)	Italy	SE	_ET 000
Vice champion(ne)	25"24(-3.6)	ABDULLAH Aly (Egy)	Egypt	SE	_ET 000
3ème (place)	27"53(-3.6)	GRIFFETT Liam (Aus)	Australia	SE	_ET 000

400m / TCM

Mondial

Champion(ne)	53"47	CABIZZA Federico (Ita)	Italy	SE	_ET 000
Vice champion(ne)	56"10	ABDULLAH Aly (Egy)	Egypt	SE	_ET 000
3ème (place)	57"18	KLING Lucas	France	SE	I-F 000

800m / SEM

Mondial

Champion(ne)	2'17"06	KLING Lucas	France	SE	I-F 000
--------------	---------	-------------	--------	----	---------

1 500m / TCM

Mondial

Champion(ne)	4'18"20	NIELSEN Alexander (Den)	Denmark	SE	_ET 000
Vice champion(ne)	6'19"31	MOZES Guy (Isr)	Israel	SE	_ET 000

3 000m / TCM

Mondial

Champion(ne)	8'47"74	NIELSEN Alexander (Den)	Denmark	SE	_ET 000
Vice champion(ne)	14'27"80	MOZES Guy (Isr)	Israel	SE	_ET 000

Long jump / TCM

Mondial

Champion(ne)	5m71 (-0.3)	GRIFFETT Liam (Aus)	Australia	SE	_ET 000
Vice champion(ne)	5m57 (-1.0)	LEUNG Yu Sum (Hkg)	China Hong Kong	SE	_ET 000

Shot put (6 Kg) / TCM

Mondial

Champion(ne)	12m31	ELSHOHNA Omar (Egy)	Egypt	SE	_ET 000
Vice champion(ne)	6m63	MOZES Guy (Isr)	Israel	SE	_ET 000

Disque (1.5 Kg) / TCM

Mondial

Champion(ne)	37m75	ELSHOHNA Omar (Egy)	Egypt	SE	_ET 000
--------------	-------	---------------------	-------	----	---------

Javelin (700 G) / TCM

Mondial

Champion(ne)	33m80	GRIFFETT Liam (Aus)	Australia	SE	_ET 000
--------------	-------	---------------------	-----------	----	---------

28 podium(s) validé(s) - 0 proposé(s) non validé(s)

Global Gammes 2023 - II3

Vichy le 06/06/2023

Podium

100m / TCF

Mondial

Champion(ne)	15"08(+0.9)	DYER Kobi-lee (Aus)	Australia	SE	_ET 000
--------------	-------------	---------------------	-----------	----	---------

200m / TCF

Mondial

Champion(ne)	34"92(-3.6)	DYER Kobi-lee (Aus)	Australia	SE	_ET 000
--------------	-------------	---------------------	-----------	----	---------

400m / TCF

Mondial

Champion(ne)	76"80	MOHAMED Retag (Egy)	Egypt	SE	_ET 000
--------------	-------	---------------------	-------	----	---------

800m / SEF

Mondial

Champion(ne)	2'58"74	MOHAMED Retag (Egy)	Egypt	SE	_ET 000
--------------	---------	---------------------	-------	----	---------

1 500m / TCF

Mondial

Champion(ne)	6'33"01	MOHAMED Retag (Egy)	Egypt	SE	_ET 000
--------------	---------	---------------------	-------	----	---------

Long jump / TCF

Mondial

Champion(ne)	2m50(-1.7)	DYER Kobi-lee (Aus)	Australia	SE	_ET 000
--------------	------------	---------------------	-----------	----	---------

Discus (1,0 Kg) / TCF

Mondial

Champion(ne)	16m22	GODA Samya (Egy)	Egypt	SE	_ET 000
--------------	-------	------------------	-------	----	---------

Javelin (600 G) / TCF

Mondial

Champion(ne)	14m53	GODA Samya (Egy)	Egypt	SE	_ET 000
--------------	-------	------------------	-------	----	---------

100m / TCM

Mondial

Champion(ne)	11"44(+0.9)	CABIZZA Federico (Ita)	Italy	SE	_ET 000
Vice champion(ne)	12"17(+0.9)	ABDULLAH Aly (Egy)	Egypt	SE	_ET 000
3ème (place)	12"68(+0.9)	GRIFFETT Liam (Aus)	Australia	SE	_ET 000

200m / TCM

Mondial

Champion(ne)	23"93(-3.6)	CABIZZA Federico (Ita)	Italy	SE	_ET 000
Vice champion(ne)	25"24(-3.6)	ABDULLAH Aly (Egy)	Egypt	SE	_ET 000
3ème (place)	27"53(-3.6)	GRIFFETT Liam (Aus)	Australia	SE	_ET 000

400m / TCM

Mondial

Champion(ne)	53"47	CABIZZA Federico (Ita)	Italy	SE	_ET 000
Vice champion(ne)	56"10	ABDULLAH Aly (Egy)	Egypt	SE	_ET 000
3ème (place)	57"18	KLING Lucas	France	SE	I-F 000

800m / SEM

Mondial

Champion(ne)	2'17"06	KLING Lucas	France	SE	I-F 000
--------------	---------	-------------	--------	----	---------

1 500m / TCM

Mondial

Champion(ne)	4'18"20	NIELSEN Alexander (Den)	Denmark	SE	_ET 000
Vice champion(ne)	6'19"31	MOZES Guy (Isr)	Israel	SE	_ET 000

3 000m / TCM

Mondial

Champion(ne)	8'47"74	NIELSEN Alexander (Den)	Denmark	SE	_ET 000
Vice champion(ne)	14'27"80	MOZES Guy (Isr)	Israel	SE	_ET 000

Long jump / TCM

Mondial

Champion(ne)	5m71 (-0.3)	GRIFFETT Liam (Aus)	Australia	SE	_ET 000
Vice champion(ne)	5m57 (-1.0)	LEUNG Yu Sum (Hkg)	China Hong Kong	SE	_ET 000

Shot put (6 Kg) / TCM

Mondial

Champion(ne)	12m31	ELSHOHNA Omar (Egy)	Egypt	SE	_ET 000
Vice champion(ne)	6m63	MOZES Guy (Isr)	Israel	SE	_ET 000

Disque (1.5 Kg) / TCM

Mondial

Champion(ne)	37m75	ELSHOHNA Omar (Egy)	Egypt	SE	_ET 000
--------------	-------	---------------------	-------	----	---------

Javelin (700 G) / TCM

Mondial

Champion(ne)	33m80	GRIFFETT Liam (Aus)	Australia	SE	_ET 000
--------------	-------	---------------------	-----------	----	---------

28 podium(s) validé(s) - 0 proposé(s) non validé(s)

Global Games 2023 - II2

275913

Vichy (Parc Omnisports P. Coulon) le 06 - 09 juin 2023

FFSA

100m / TCF (07/06/2023) Final à 15h 09 Vent : +2.0

1	MOSQUEDA Eloísa (Mex)	SEF /90	Mexico	00 _ET	15"61	D4	405
2	ZENDRI Elisa (Ita)	SEF /96	Italy	00 _ET	15"79	D5	382
3	ZENI Chiara (Ita)	SEF /04	Italy	00 _ET	15"83	D5	377
4	YAMAMOTO Shione (Jpn)	SEF /90	Japan	00 _ET	15"99	D5	358
5	MAGDALENA Dabrowska (Pol)	SEF /02	Poland	00 _ET	16"85	D7	263
6	ANGELOVA Radena (Bul)	SEF /99	Bulgaria	00 _ET	17"50	D8	200
7	SAILEROVÁ Magdaléna (Cze)	SEF /90	Czech Republic	00 _ET	18"40	D8	128
8	SHAHD Tohamy (Egy)	SEF /90	Egypt	00 _ET	18"48	D8	122

100m / TCF (06/06/2023) Heat 1 à 12h 36 Vent : +1.5

1	ZENI Chiara (Ita)	SEF /04	Italy	00 _ET	15"41	Q	D4	430
2	YAMAMOTO Shione (Jpn)	SEF /90	Japan	00 _ET	16"05	Q	D5	351
3	MAGDALENA Dabrowska (Pol)	SEF /02	Poland	00 _ET	16"83	q	D7	265
4	ANGELOVA Radena (Bul)	SEF /99	Bulgaria	00 _ET	17"86	q	D8	170
5	SHAHD Tohamy (Egy)	SEF /90	Egypt	00 _ET	18"40	q	D8	128
6	STRAMA Patrycja (Pol)	SEF /01	Poland	00 _ET	19"61		D8	56

100m / TCF (06/06/2023) Heat 2 à 12h 41 Vent : +0.3

1	MOSQUEDA Eloísa (Mex)	SEF /90	Mexico	00 _ET	16"16	Q	D6	338
2	ZENDRI Elisa (Ita)	SEF /96	Italy	00 _ET	17"01	Q	D8	247
3	SAILEROVÁ Magdaléna (Cze)	SEF /90	Czech Republic	00 _ET	18"78	q	D8	102
4	RAIANE SILVAMENDONÇA (Bra)	SEF /90	Brazil	00 _ET	20"32		D8	27
5	MITCHELL Phoebe (Aus)	SEF /91	Australia	00 _ET	21"18		D8	6
	BETANZOS ORIHUELA BI (Esp)	SEF /90	Spain	00 _ET	DQ			

100m / TCM (07/06/2023) Final à 14h 59 Vent : +1.5

1	AVILES Gabriel (Mex)	SEM /90	Mexico	00 _ET	13"33	D5	331
2	TORRES FILHO Mario (Bra)	SEM /90	Brazil	00 _ET	13"75	D7	260
3	PIACENTINI Andrea (Ita)	SEM /97	Italy	00 _ET	13"88	D7	239
4	LE FEUVRE Samuel (Aus)	SEM /06	Australia	00 _ET	13"93	D7	232
5	SEPRYANO ROCHA RODRI (Bra)	SEM /90	Brazil	00 _ET	13"94	D7	230
6	DEL ÁNGEL Cristian (Mex)	SEM /90	Mexico	00 _ET	14"01	D7	220
7	FLORES Ángel (Mex)	SEM /90	Mexico	00 _ET	14"15	D8	200
8	VIRAPIN Nicolas	SEM /86	France	00 I-F	14"22	D8	190

100m / TCM (06/06/2023) Heat 1 à 12h 21 Vent : +0.0

1	PIACENTINI Andrea (Ita)	SEM /97	Italy	00 _ET	14"06	Q	D7	212
2	FLORES Ángel (Mex)	SEM /90	Mexico	00 _ET	14"27	q	D8	183
3	ATTIA Ammar (Egy)	SEM /90	Egypt	00 _ET	14"34	D8	174	
4	WOLCZKO Jan (Pol)	SEM /07	Poland	00 _ET	16"15	D8	17	
	ULATOWSKI Dominik (Pol)	SEM /90	Poland	00 _ET	DQ			
	MANCIOLI Luca (Ita)	SEM /90	Italy	00 _ET	DNS			

Couloir 2 : DQ RT17.2.2

Global Games 2023 - II2

275913

Vichy (Parc Omnisports P. Coulon) le 06 - 09 juin 2023

FFSA

100m / TCM (06/06/2023) Heat 2 à 12h 25 Vent : -0.4

1	TORRES FILHO Mario (Bra)	SEM /90	Brazil	00 _ET	14"02	Q	D7	218
2	LE FEUVRE Samuel (Aus)	SEM /06	Australia	00 _ET	14"05	q	D7	214
3	DEL ÁNGEL Cristian (Mex)	SEM /90	Mexico	00 _ET	14"25	q	D8	186
4	WIERCIOCH Antoni (Pol)	SEM /04	Poland	00 _ET	14"86		D8	112
5	GUERRERO OLIVA Manue (Esp)	SEM /90	Spain	00 _ET	15"46		D8	58
6	TANDRAYEN Lucas	SEM /98	France	00 I-F	16"05		D8	22
	HENADEERA MUHANDIRAM (Sri)	SEM /90	Sri Lanka	00 _ET	DNS			

100m / TCM (06/06/2023) Heat 3 à 12h 31 Vent : -0.5

1	AVILES Gabriel (Mex)	SEM /90	Mexico	00 _ET	13"44	Q	D5	312
2	SEPRYANO ROCHA RODRI (Bra)	SEM /90	Brazil	00 _ET	14"15	q	D8	200
3	VIRAPIN Nicolas	SEM /86	France	00 I-F	14"22	q	D8	190
4	PARRY Ethan (Aus)	SEM /04	Australia	00 _ET	14"94		D8	104
5	GIANNINI Federico (Ita)	SEM /93	Italy	00 _ET	15"07		D8	91
6	ASENOV Aleksandar (Bul)	SEM /07	Bulgaria	00 _ET	15"38		D8	64
7	PAIMAN Michael	SEM /90	France	00 I-F	18"58		D8	

200m / TCF (09/06/2023) Final à 12h 00 Vent : -1.4

1	ZENI Chiara (Ita)	SEF /04	Italy	00 _ET	32"91		D5	355
2	MOSQUEDA Eloísa (Mex)	SEF /90	Mexico	00 _ET	33"90		D7	301
3	ZENDRI Elisa (Ita)	SEF /96	Italy	00 _ET	35"29		D8	233
4	YAMAMOTO Shione (Jpn)	SEF /90	Japan	00 _ET	36"41		D8	185
5	BETANZOS ORIHUELA BI (Esp)	SEF /90	Spain	00 _ET	38"20		D8	119
6	PETRÍKOVÁ Michala (Cze)	SEF /06	Czech Republic	00 _ET	42"82		D8	16

200m / TCF (08/06/2023) Heat 1 à 15h 12 Vent : +0.7

1	MOSQUEDA Eloísa (Mex)	SEF /90	Mexico	00 _ET	33"67	q	D6	313
2	ZENDRI Elisa (Ita)	SEF /96	Italy	00 _ET	34"75	q	D8	259
3	YAMAMOTO Shione (Jpn)	SEF /90	Japan	00 _ET	36"85	q	D8	167
4	SHAH D Tohamy (Egy)	SEF /90	Egypt	00 _ET	40"12		D8	64
5	SAILEROVÁ Magdaléna (Cze)	SEF /90	Czech Republic	00 _ET	43"10		D8	12
6	STRAMA Patrycja (Pol)	SEF /01	Poland	00 _ET	44"43		D8	2

200m / TCF (08/06/2023) Heat 2 à 15h 16 Vent : +0.4

1	ZENI Chiara (Ita)	SEF /04	Italy	00 _ET	32"17	q	D4	398
2	BETANZOS ORIHUELA BI (Esp)	SEF /90	Spain	00 _ET	37"43	q	D8	146
3	PETRÍKOVÁ Michala (Cze)	SEF /06	Czech Republic	00 _ET	38"80	q	D8	100
4	MITCHELL Phoebe (Aus)	SEF /91	Australia	00 _ET	51"44		D8	
	RAIANE SILVAMENDONÇA (Bra)	SEF /90	Brazil	00 _ET	DNS			

200m / TCM (09/06/2023) Final à 11h 56 Vent : -0.6

1	AVILES Gabriel (Mex)	SEM /90	Mexico	00 _ET	28"68		D7	236
2	PIACENTINI Andrea (Ita)	SEM /97	Italy	00 _ET	28"91		D7	220
3	TORRES FILHO Mario (Bra)	SEM /90	Brazil	00 _ET	29"86		D8	161
4	FLORES Ángel (Mex)	SEM /90	Mexico	00 _ET	30"34		D8	135
5	LE FEUVRE Samuel (Aus)	SEM /06	Australia	00 _ET	30"66		D8	119
6	DEL ÁNGEL Cristian (Mex)	SEM /90	Mexico	00 _ET	31"14		D8	96

Global Games 2023 - II2

275913

Vichy (Parc Omnisports P. Coulon) le 06 - 09 juin 2023

FFSA

200m / TCM (08/06/2023) Heat 1 à 14h 50 Vent : +1.6

1	FLORES Ángel (Mex)	SEM /90	Mexico	00 _ET	29"82	q	D8	163
2	ATTIA Ammar (Egy)	SEM /90	Egypt	00 _ET	29"93		D8	157
3	VIRAPIN Nicolas	SEM /86	France	00 I-F	30"20		D8	142
4	PARRY Ethan (Aus)	SEM /04	Australia	00 _ET	32"55		D8	44
5	ALEKSANDROV Aleksand (Bul)	SEM /97	Bulgaria	00 _ET	39"21		D8	

200m / TCM (08/06/2023) Heat 2 à 14h 55 Vent : +2.5

1	AVILES Gabriel (Mex)	SEM /90	Mexico	00 _ET	28"46	q	D7	251
2	LE FEUVRE Samuel (Aus)	SEM /06	Australia	00 _ET	29"24	q	D8	199
3	TORRES FILHO Mario (Bra)	SEM /90	Brazil	00 _ET	29"86	q	D8	161
4	CAPITANI Tiziano (Ita)	SEM /90	Italy	00 _ET	31"28		D8	90
5	WOLCZKO Jan (Pol)	SEM /07	Poland	00 _ET	35"15		D8	

200m / TCM (08/06/2023) Heat 3 à 14h 59 Vent : +2.3

1	ASENOV Aleksandar (Bul)	SEM /07	Bulgaria	00 _ET	30"93		D8	106
2	GUERRERO OLIVA Manue (Esp)	SEM /90	Spain	00 _ET	31"34		D8	87
3	MANCIOLI Luca (Ita)	SEM /90	Italy	00 _ET	32"05		D8	60
4	ULATOWSKI Dominik (Pol)	SEM /90	Poland	00 _ET	32"18		D8	55
5	SALCEDO MORA Didier (Col)	SEM /90	Colombia	00 _ET	44"84		D8	

200m / TCM (08/06/2023) Heat 4 à 15h 07 Vent : +1.3

1	PIACENTINI Andrea (Ita)	SEM /97	Italy	00 _ET	28"80	q	D7	228
2	DEL ÁNGEL Cristian (Mex)	SEM /90	Mexico	00 _ET	29"14	q	D8	205
3	SEPRYANO ROCHA RODRI (Bra)	SEM /90	Brazil	00 _ET	32"20		D8	55
4	WIERCIOCH Antoni (Pol)	SEM /04	Poland	00 _ET	35"21		D8	
	HENADEERA MUHANDIRAM (Sri)	SEM /90	Sri Lanka	00 _ET	DNS			

400m / TCF (08/06/2023) Final à 11h 39

1	MOSQUEDA Eloísa (Mex)	SEF /90	Mexico	00 _ET	75"81		D5	391
2	SHAH D Tohamy (Egy)	SEF /90	Egypt	00 _ET	88"03		D8	161
3	MAGDALENA Dabrowska (Pol)	SEF /02	Poland	00 _ET	95"11		D8	74
4	MOHAMED Fatmaelzahra (Egy)	SEF /90	Egypt	00 _ET	98"25		D8	46
5	ANGELOVA Radena (Bul)	SEF /99	Bulgaria	00 _ET	147"18			
6	MITCHELL Phoebe (Aus)	SEF /91	Australia	00 _ET	156"41			
7	STRAMA Patrycja (Pol)	SEF /01	Poland	00 _ET	159"21			
8	BAUER Agnieszka (Pol)	SEF /97	Poland	00 _ET	232"89			

400m / TCM (08/06/2023) Final 1 à 11h 16

1	FLORES Ángel (Mex)	SEM /90	Mexico	00 _ET	71"45		D8	58
2	TORRES FILHO Mario (Bra)	SEM /90	Brazil	00 _ET	71"61		D8	55
3	GARCÍA AGUIRREZABAL (Esp)	SEM /90	Spain	00 _ET	73"98		D8	25
4	GUZMÁN Jesús (Mex)	SEM /90	Mexico	00 _ET	75"23		D8	14
5	SALCEDO MORA Didier (Col)	SEM /90	Colombia	00 _ET	75"60		D8	11
6	GUERRERO OLIVA Manue (Esp)	SEM /90	Spain	00 _ET	80"35		D8	
7	WOLCZKO Jan (Pol)	SEM /07	Poland	00 _ET	82"74		D8	
8	MANCIOLI Luca (Ita)	SEM /90	Italy	00 _ET	83"81		D8	

Global Games 2023 - II2

275913

Vichy (Parc Omnisports P. Coulon) le 06 - 09 juin 2023

FFSA

400m / TCM (08/06/2023) Final 2 à 11h 27

1	RUIZ Pascual (Mex)	SEM /90	Mexico	00 _ET	71"62	D8	55
2	CAPITANI Tiziano (Ita)	SEM /90	Italy	00 _ET	73"71	D8	28
3	SEPRYANO ROCHA RODRI (Bra)	SEM /90	Brazil	00 _ET	77"11	D8	3
4	CASTAÑO CASTRO Jose (Esp)	SEM /90	Spain	00 _ET	77"12	D8	3
5	ATTIA Ammar (Egy)	SEM /90	Egypt	00 _ET	78"39	D8	
6	WIERCIOCH Antoni (Pol)	SEM /04	Poland	00 _ET	78"53	D8	
7	ULATOWSKI Dominik (Pol)	SEM /90	Poland	00 _ET	78"80	D8	
8	ALEKSANDROV Aleksand (Bul)	SEM /97	Bulgaria	00 _ET	99"46	D8	

800m / TCF (09/06/2023) Final à 11h 20

1	MOHAMED Fatmaelzahra (Egy)	SEF /90	Egypt	00 _ET	3'45"35	D8	41
2	MAGDALENA Dabrowska (Pol)	SEF /02	Poland	00 _ET	4'31"88	D8	
3	MITCHELL Phoebe (Aus)	SEF /91	Australia	00 _ET	5'00"26	D8	

800m / TCM (09/06/2023) Final à 11h 20

1	GUZMÁN Jesús (Mex)	SEM /90	Mexico	00 _ET	2'54"91	D8	9
2	RUIZ Pascual (Mex)	SEM /90	Mexico	00 _ET	2'55"73	D8	7
3	SALCEDO MORA Didier (Col)	SEM /90	Colombia	00 _ET	3'01"01	D8	
4	CASTAÑO CASTRO Jose (Esp)	SEM /90	Spain	00 _ET	3'01"41	D8	
5	GARCÍA AGUIRREZABAL (Esp)	SEM /90	Spain	00 _ET	3'06"47	D8	
6	DAVID Jason	SEM /89	France	00 I-F	3'16"70	D8	
7	ULATOWSKI Dominik (Pol)	SEM /90	Poland	00 _ET	3'25"84	D8	
8	D'AGOSTINO Nando (Ita)	SEM /90	Italy	00 _ET	3'30"59	D8	
9	WOLCZKO Jan (Pol)	SEM /07	Poland	00 _ET	3'33"06	D8	
	WIERCIOCH Antoni (Pol)	SEM /04	Poland	00 _ET	DNS		

1 500m / TCF (07/06/2023) Final à 10h 12

1	MOHAMED Fatmaelzahra (Egy)	SEF /90	Egypt	00 _ET	8'03"71	D8	42
---	----------------------------	---------	-------	--------	---------	----	----

1 500m / TCM (07/06/2023) Final à 10h 12

1	CASTAÑO CASTRO Jose (Esp)	SEM /90	Spain	00 _ET	6'02"07	D8	21
2	DAVID Jason	SEM /89	France	00 I-F	6'27"19	D8	
3	GUZMÁN Jesús (Mex)	SEM /90	Mexico	00 _ET	6'39"18	D8	
4	GARCÍA AGUIRREZABAL (Esp)	SEM /90	Spain	00 _ET	6'43"80	D8	
5	ULATOWSKI Dominik (Pol)	SEM /90	Poland	00 _ET	7'33"47	D8	
6	WOLCZKO Jan (Pol)	SEM /07	Poland	00 _ET	7'47"40	D8	
7	WIERCIOCH Antoni (Pol)	SEM /04	Poland	00 _ET	7'55"25	D8	

Global Games 2023 - II2

275913

Vichy (Parc Omnisports P. Coulon) le 06 - 09 juin 2023

FFSA

Long Jump (09/06/2023) Final à 09h 00

1	ZENI Chiara (Ita)	SEF /04	Italy	00 _ET	3m46 (-1.0)	D6	460
	3m44 -1.1 3m41 -3.1 3m46 -1.0 3m23 -1.6 3m27 -1.6 3m42 -1.2						
2	ORLANDO Nicole (Ita)	SEF /93	Italy	00 _ET	3m26 (-1.3)	D7	418
	3m12 -1.4 3m12 -1.9 3m12 -1.5 3m26 -1.3 3m19 -1.6 3m05 -1.4						
3	ZENDRI Elisa (Ita)	SEF /96	Italy	00 _ET	3m10 (-2.4)	D8	385
	2m89 +0.0 3m10 -2.4 X -1.2 X -0.4 X -1.1 3m09 -2.3						
4	PETRÍKOVÁ Michala (Cze)	SEF /06	Czech Republic	00 _ET	2m90 (-1.2)	D8	344
	2m71 -1.2 2m44 -1.9 2m90 -1.2 2m75 -1.0 2m87 -2.0 2m90 -3.1						
5	ANGELOVA Radena (Bul)	SEF /99	Bulgaria	00 _ET	2m90 (-0.9)	D8	344
	2m70 -1.0 2m85 -1.0 2m90 -0.9 X -0.7 2m58 -2.2 X -2.1						
6	MAGDALENA Dabrowska (Pol)	SEF /02	Poland	00 _ET	2m82 (-0.5)	D8	328
	2m41 +0.0 X -1.1 X -3.1 X -1.1 2m82 -0.5 2m69 -2.0						
7	STRAMA Patrycja (Pol)	SEF /01	Poland	00 _ET	2m31 (-2.4)	D8	224
	X +0.0 2m31 -2.4 X -1.1 X -1.6 2m27 -2.2 X -2.0						
8	BAUER Agnieszka (Pol)	SEF /97	Poland	00 _ET	2m22 (-1.7)	D8	206
	X +0.0 X -1.8 1m77 -1.3 X -1.2 2m15 -4.3 2m22 -1.7						

Long Jump (09/06/2023) Final à 09h 00

1	VIRAPIN Nicolas	SEM /86	France	00 I-F	4m29 (-0.8)	D7	357
	3m86 -1.3 4m29 -0.8 3m43 -1.8 X -1.3 3m86 -1.1 4m05 -1.7						
2	SEPRYANO ROCHA RODRI (Bra)	SEM /90	Brazil	00 _ET	3m73 (-2.3)	D8	244
	X +0.1 X -0.5 3m73 -2.3 3m51 -3.3 3m18 -4.0 3m71 -3.8						
3	PARRY Ethan (Aus)	SEM /04	Australia	00 _ET	3m71 (-2.8)	D8	240
	3m70 +0.8 3m55 -1.1 3m54 -3.0 3m71 -2.8 3m69 -1.5 X -3.2						
4	ASENOV Aleksandar (Bul)	SEM /07	Bulgaria	00 _ET	3m63 (-1.8)	D8	224
	3m41 -1.5 3m47 -3.4 3m63 -1.8 3m60 -0.8 3m57 -0.7 3m61 -3.4						
5	WIERCIOCH Antoni (Pol)	SEM /04	Poland	00 _ET	3m60 (-2.2)	D8	218
	X -0.4 3m60 -2.2 3m52 -2.6 3m39 -1.0 3m57 -1.8 3m49 -3.0						
6	TANDRAYEN Lucas	SEM /98	France	00 I-F	3m52 (-0.8)	D8	201
	X +0.1 X -0.4 3m22 -2.5 3m36 -0.9 3m41 -2.0 3m52 -0.8						
7	LE FEUVRE Samuel (Aus)	SEM /06	Australia	00 _ET	3m21 (-1.3)	D8	140
	X -0.8 X -0.9 3m16 -1.5 3m21 -1.3 3m10 -1.4 3m16 -2.1						
8	ULATOWSKI Dominik (Pol)	SEM /90	Poland	00 _ET	3m02 (-0.3)	D8	102
	2m61 +0.0 X -0.8 3m02 -0.3 2m85 -2.4 2m85 -3.0 X -1.2						
	HENADEERA MUHANDIRAM (Sri)	SEM /90	Sri Lanka	00 _ET	DNS		
	DNS						

Shot Put (3 Kg) (07/06/2023) Final 1 à 18h 30

1	RAIANE SILVAMENDONÇA (Bra)	SEF /90	Brazil	00 _ET	6m73		385
	6m73 6m55 6m21 6m26 5m90 6m37						
2	ORLANDO Nicole (Ita)	SEF /93	Italy	00 _ET	6m60		377
	5m80 6m24 5m26 5m77 6m03 6m60						
3	NÁŠELOVÁ Veronika (Cze)	SEF /04	Czech Republic	00 _ET	6m08		345
	5m85 5m81 5m82 5m71 4m91 6m08						
4	YAMAMOTO Shione (Jpn)	SEF /90	Japan	00 _ET	5m84		330
	5m84 5m21 5m34 5m57 5m64 5m40						
5	VARGAS Sanjuanita (Mex)	SEF /90	Mexico	00 _ET	5m62		317
	5m21 4m87 5m60 5m45 5m62 5m61						
6	ANGELOVA Radena (Bul)	SEF /99	Bulgaria	00 _ET	5m34		300
	4m53 5m12 5m07 X 5m00 5m34						
7	MAGDALENA Dabrowska (Pol)	SEF /02	Poland	00 _ET	5m21		292
	4m05 X 4m36 4m79 5m21 4m52						
8	BAUER Agnieszka (Pol)	SEF /97	Poland	00 _ET	4m14		226
	2m82 4m03 4m14 X 3m56 3m67						

Global Games 2023 - II2

275913

Vichy (Parc Omnisports P. Coulon) le 06 - 09 juin 2023

FFSA

Shot Put (4 Kg) (07/06/2023) Final à 12h 00

1	TAHENY Hugo (Aus)	SEM /90	Australia	00 _ET	11m98	645
	11m28 11m62 11m21 11m36 11m60 11m98					
2	GERINI Daniel (Ita)	SEM /90	Italy	00 _ET	9m63	506
	9m03 8m85 9m10 9m63 9m29 9m30					
3	BADR Saif (Egy)	SEM /90	Egypt	00 _ET	8m60	446
	8m12 X 7m66 7m79 8m60 8m06					
4	SÁNCHEZ Marco (Mex)	SEM /90	Mexico	00 _ET	8m13	418
	7m65 7m43 8m13 7m82 6m84 7m04					
5	GIANNINI Federico (Ita)	SEM /93	Italy	00 _ET	7m43	377
	7m12 7m43 7m21 7m29 7m28 7m07					
6	VIRAPIN Nicolas	SEM /86	France	00 I-F	7m29	369
	7m19 7m29 7m00 7m24 6m55 7m16					
7	PAIMAN Michael	SEM /90	France	00 I-F	7m21	364
	7m18 6m76 7m21 6m66 6m87 6m72					
8	TANDRAYEN Lucas	SEM /98	France	00 I-F	7m20	364
	7m13 7m20 6m69 6m42 6m70 X					
9	ASENOV Aleksandar (Bul)	SEM /07	Bulgaria	00 _ET	7m05	355
	6m84 7m05 6m87					
10	PARRY Ethan (Aus)	SEM /04	Australia	00 _ET	6m91	347
	6m49 6m39 6m91					
11	VANDOV Boyan (Bul)	SEM /90	Bulgaria	00 _ET	5m59	270
	5m03 5m59 5m49					

Discus (0.75kg) / TCF (07/06/2023) Final à 14h 00

1	VARGAS Sanjuanita (Mex)	SEF /90	Mexico	00 _ET	16m30	
	X X 15m31 X 14m15 16m30					
2	ORLANDO Nicole (Ita)	SEF /93	Italy	00 _ET	15m49	
	X 9m99 15m49 13m81 14m55 14m45					

Discus (1,0 Kg) / TCM (07/06/2023) Final à 14h 00

1	TAHENY Hugo (Aus)	SEM /90	Australia	00 _ET	32m95	566
	30m19 X 32m95 9m52 31m16 X					
2	GERINI Daniel (Ita)	SEM /90	Italy	00 _ET	28m85	492
	25m43 25m81 X X 28m66 28m85					
3	SÁNCHEZ Marco (Mex)	SEM /90	Mexico	00 _ET	22m75	382
	X 22m75 X X 20m50 20m17					
4	PAIMAN Michael	SEM /90	France	00 I-F	21m25	354
	X 21m25 18m62 18m29 17m67 19m50					
5	VANDOV Boyan (Bul)	SEM /90	Bulgaria	00 _ET	12m38	195
	11m12 11m84 11m46 11m51 12m38 11m80					

Javelin (400 G) / TCF (09/06/2023) Final à 10h 45

1	VARGAS Sanjuanita (Mex)	SEF /90	Mexico	00 _ET	16m66	282
	14m77 15m93 16m66 15m60 X 14m77					
2	ORLANDO Nicole (Ita)	SEF /93	Italy	00 _ET	14m50	243
	13m00 X X X 14m50 13m53					
3	RAIANE SILVAMENDONÇA (Bra)	SEF /90	Brazil	00 _ET	13m77	230
	11m20 11m40 9m93 11m29 13m77 10m90					
4	NÁŠELOVÁ Veronika (Cze)	SEF /04	Czech Republic	00 _ET	10m11	164
	9m25 9m94 9m24 X X 10m11					
5	BAUER Agnieszka (Pol)	SEF /97	Poland	00 _ET	6m28	94
	5m32 3m44 6m28 4m62 5m93 X					

Global Games 2023 - II2

275913

Vichy (Parc Omnisports P. Coulon) le 06 - 09 juin 2023

FFSA

Javelin (600 G) / TCM (09/06/2023) Final à 10h 45

1	BADR Saif (Egy)	SEM /90	Egypt	00 _ET	23m75	309
	21m33 X 21m63 19m18 21m61 23m75					
2	WIERCIOCH Antoni (Pol)	SEM /04	Poland	00 _ET	22m81	295
	15m99 19m84 20m67 21m43 21m47 22m81					
3	SÁNCHEZ Marco (Mex)	SEM /90	Mexico	00 _ET	22m56	292
	20m75 21m26 20m83 19m15 X 22m56					
4	TAHENY Hugo (Aus)	SEM /90	Australia	00 _ET	19m74	253
	18m26 17m19 18m99 16m50 19m74 17m12					
5	TANDRAYEN Lucas	SEM /98	France	00 I-F	19m55	250
	16m58 18m06 18m66 18m34 17m29 19m55					
6	PAIMAN Michael	SEM /90	France	00 I-F	18m24	232
	18m24 X 16m22 7m70 15m30 9m69					

1 500m Walk / TCF (08/06/2023) Final à 15h 32

1	MITCHELL Phoebe (Aus)	SEF /91	Australia	00 _ET	12'04"89	
2	PERTILE Giulia (Ita)	SEF /82	Italy	00 _ET	12'05"47	
3	ANGELOVA Radena (Bul)	SEF /99	Bulgaria	00 _ET	12'09"78	

1 500m Walk / TCM (08/06/2023) Final à 15h 32

1	D'AGOSTINO Nando (Ita)	SEM /90	Italy	00 _ET	9'52"29	
2	KOSTADINOV Emiliyan (Bul)	SEM /90	Bulgaria	00 _ET	11'15"46	

Global Gammes 2023 - II3

Vichy le 06/06/2023

Podium

100m / TCF

Mondial

Champion(ne)	15"08(+0.9)	DYER Kobi-lee (Aus)	Australia	SE	_ET 000
--------------	-------------	---------------------	-----------	----	---------

200m / TCF

Mondial

Champion(ne)	34"92(-3.6)	DYER Kobi-lee (Aus)	Australia	SE	_ET 000
--------------	-------------	---------------------	-----------	----	---------

400m / TCF

Mondial

Champion(ne)	76"80	MOHAMED Retag (Egy)	Egypt	SE	_ET 000
--------------	-------	---------------------	-------	----	---------

800m / SEF

Mondial

Champion(ne)	2'58"74	MOHAMED Retag (Egy)	Egypt	SE	_ET 000
--------------	---------	---------------------	-------	----	---------

1 500m / TCF

Mondial

Champion(ne)	6'33"01	MOHAMED Retag (Egy)	Egypt	SE	_ET 000
--------------	---------	---------------------	-------	----	---------

Long jump / TCF

Mondial

Champion(ne)	2m50(-1.7)	DYER Kobi-lee (Aus)	Australia	SE	_ET 000
--------------	------------	---------------------	-----------	----	---------

Discus (1,0 Kg) / TCF

Mondial

Champion(ne)	16m22	GODA Samya (Egy)	Egypt	SE	_ET 000
--------------	-------	------------------	-------	----	---------

Javelin (600 G) / TCF

Mondial

Champion(ne)	14m53	GODA Samya (Egy)	Egypt	SE	_ET 000
--------------	-------	------------------	-------	----	---------

100m / TCM

Mondial

Champion(ne)	11"44(+0.9)	CABIZZA Federico (Ita)	Italy	SE	_ET 000
Vice champion(ne)	12"17(+0.9)	ABDULLAH Aly (Egy)	Egypt	SE	_ET 000
3ème (place)	12"68(+0.9)	GRIFFETT Liam (Aus)	Australia	SE	_ET 000

200m / TCM

Mondial

Champion(ne)	23"93(-3.6)	CABIZZA Federico (Ita)	Italy	SE	_ET 000
Vice champion(ne)	25"24(-3.6)	ABDULLAH Aly (Egy)	Egypt	SE	_ET 000
3ème (place)	27"53(-3.6)	GRIFFETT Liam (Aus)	Australia	SE	_ET 000

400m / TCM**Mondial**

Champion(ne)	53"47	CABIZZA Federico (Ita)	Italy	SE	_ET 000
Vice champion(ne)	56"10	ABDULLAH Aly (Egy)	Egypt	SE	_ET 000
3ème (place)	57"18	KLING Lucas	France	SE	I-F 000

800m / SEM**Mondial**

Champion(ne)	2'17"06	KLING Lucas	France	SE	I-F 000
--------------	---------	-------------	--------	----	---------

1 500m / TCM**Mondial**

Champion(ne)	4'18"20	NIELSEN Alexander (Den)	Denmark	SE	_ET 000
Vice champion(ne)	6'19"31	MOZES Guy (Isr)	Israel	SE	_ET 000

3 000m / TCM**Mondial**

Champion(ne)	8'47"74	NIELSEN Alexander (Den)	Denmark	SE	_ET 000
Vice champion(ne)	14'27"80	MOZES Guy (Isr)	Israel	SE	_ET 000

Long jump / TCM**Mondial**

Champion(ne)	5m71 (-0.3)	GRIFFETT Liam (Aus)	Australia	SE	_ET 000
Vice champion(ne)	5m57 (-1.0)	LEUNG Yu Sum (Hkg)	China Hong Kong	SE	_ET 000

Shot put (6 Kg) / TCM**Mondial**

Champion(ne)	12m31	ELSHOHNA Omar (Egy)	Egypt	SE	_ET 000
Vice champion(ne)	6m63	MOZES Guy (Isr)	Israel	SE	_ET 000

Disque (1.5 Kg) / TCM**Mondial**

Champion(ne)	37m75	ELSHOHNA Omar (Egy)	Egypt	SE	_ET 000
--------------	-------	---------------------	-------	----	---------

Javelin (700 G) / TCM**Mondial**

Champion(ne)	33m80	GRIFFETT Liam (Aus)	Australia	SE	_ET 000
--------------	-------	---------------------	-----------	----	---------

28 podium(s) validé(s) - 0 proposé(s) non validé(s)

Global Games 2023 - II1

275913

Vichy (Parc Omnisports P. Coulon) le 06 - 09 juin 2023

FFSA

100m / TCF (07/06/2023) Semi final 1 à 14h 42 Vent : +1.2

1	SHULIAR Yuliia (Ukr)	SEF /97	ukraine	00 _ET	12"53	Q IR2	889
2	BLACKSMITH Telaya (Aus)	SEF /90	Australia	00 _ET	12"96	Q IR4	810
3	BAYRAK Esra (Tur)	SEF /90	Turkey	00 _ET	13"00	Q IR4	803
4	AGUILAR GARCIA Selen (Esp)	SEF /90	Spain	00 _ET	13"40	Q R2	733
5	ADAMA Nawa	SEF /99	France	00 I-F	13"51	R3	715
6	CAUGANT Lolita	SEF /99	France	00 I-F	13"78	R4	670
7	HAMAM Yasmen (Egy)	SEF /90	Egypt	00 _ET	14"28	D1	591
8	AKIN Edanur (Tur)	SEF /90	Turkey	00 _ET	15"16	D3	464

100m / TCF (07/06/2023) Semi final 2 à 14h 46 Vent : +1.0

1	LARA BORJA Anais Mar (Ecu)	SEF /97	Ecuador	00 _ET	12"76	Q IR3	846
2	KATO Akane (Jpn)	SEF /90	Japan	00 _ET	12"86	Q IR4	828
3	OLSZOWKA Faye (Gbr)	SEF /90	Great Britain	00 _ET	12"91	Q IR4	819
4	DELAGÉ Danielle	SEF /92	France	00 I-F	13"50	Q R3	716
5	HUANG Meng-han (Tpe)	SEF /90	Chinese Taipei	00 _ET	13"77	R4	671
6	HUANG Yu-han (Tpe)	SEF /90	Chinese Taipei	00 _ET	14"02	R5	631
7	MAZZEI Amelia (Aus)	SEF /90	Australia	00 _ET	14"42	D1	569
8	HEDBERG Lina (Swe)	SEF /98	Sweden	00 _ET	15"10	D3	472

100m / TCF (06/06/2023) Heat 1 à 10h 42 Vent : +0.7

1	SHULIAR Yuliia (Ukr)	SEF /97	ukraine	00 _ET	13"10	Q R1	785
2	ADAMA Nawa	SEF /99	France	00 I-F	13"39	Q R2	735
3	AGUILAR GARCIA Selen (Esp)	SEF /90	Spain	00 _ET	13"57	Q R3	704
4	CAUGANT Lolita	SEF /99	France	00 I-F	14"05	q R6	626
5	MAZZEI Amelia (Aus)	SEF /90	Australia	00 _ET	14"67	q D2	532
6	HEDBERG Lina (Swe)	SEF /98	Sweden	00 _ET	15"21	q D3	457

100m / TCF (06/06/2023) Heat 2 à 10h 46 Vent : +0.8

1	OLSZOWKA Faye (Gbr)	SEF /90	Great Britain	00 _ET	12"92	Q IR4	817
2	LARA BORJA Anais Mar (Ecu)	SEF /97	Ecuador	00 _ET	13"07	Q R1	791
3	KATO Akane (Jpn)	SEF /90	Japan	00 _ET	13"16	Q R1	775
4	HUANG Yu-han (Tpe)	SEF /90	Chinese Taipei	00 _ET	14"17	q R6	608
	STENKA Sabina (Pol)	SEF /90	Poland	00 _ET	DNS		

100m / TCF (06/06/2023) Heat 3 à 10h 50 Vent : -0.3

1	BAYRAK Esra (Tur)	SEF /90	Turkey	00 _ET	12"84	Q IR3	832
2	BLACKSMITH Telaya (Aus)	SEF /90	Australia	00 _ET	13"06	Q R1	792
3	DELAGÉ Danielle	SEF /92	France	00 I-F	13"51	Q R3	715
4	HUANG Meng-han (Tpe)	SEF /90	Chinese Taipei	00 _ET	13"81	q R4	665
5	HAMAM Yasmen (Egy)	SEF /90	Egypt	00 _ET	14"43	q D1	568

Global Games 2023 - II1

275913

Vichy (Parc Omnisports P. Coulon) le 06 - 09 juin 2023

FFSA

100m / TCF (07/06/2023) Final à 16h 42 Vent : +0.8

1	SHULIAR Yuliia (Ukr)	SEF /97	ukraine	00 _ET	12"26	IR1	941
2	KATO Akane (Jpn)	SEF /90	Japan	00 _ET	12"70	IR3	857
3	OLSZOWKA Faye (Gbr)	SEF /90	Great Britain	00 _ET	12"72	IR3	854
4	BAYRAK Esra (Tur)	SEF /90	Turkey	00 _ET	12"76	IR3	846
5	LARA BORJA Anais Mar (Ecu)	SEF /97	Ecuador	00 _ET	12"80	IR3	839
6	BLACKSMITH Telaya (Aus)	SEF /90	Australia	00 _ET	12"83	IR3	834
7	AGUILAR GARCIA Selen (Esp)	SEF /90	Spain	00 _ET	13"35	R2	742
8	DELAGE Danielle	SEF /92	France	00 I-F	13"46	R3	723

100m / TCM (07/06/2023) Final à 16h 36 Vent :

1	USUKI Daigo (Jpn)	SEM /90	Japan	00 _ET	10"98	IR1	892
2	OLIVEIRA Igor (Por)	SEM /01	Portugal	00 _ET	11"01	IR1	883
3	DI MAGGIO Raffaele (Ita)	SEM /01	Italy	00 _ET	11"01	IR1	883
4	POWER Matthew (Gbr)	SEM /90	Great Britain	00 _ET	11"55	R1	731
5	MUHAMMAD NUR ARIQ Bi (Sin)	SEM /90	Singapore	00 _ET	11"61	R1	715
6	LLOYD Lleyton (Aus)	SEM /90	Australia	00 _ET	11"76	R2	676
	MATTACKS Joel (Gbr)	SEM /90	Great Britain	00 _ET	DNS		
	COLORADO MINA Anders (Ecu)	SEM /99	Ecuador	00 _ET	DNS		

100m / TCM (07/06/2023) Semi final 1 à 14h 29 Vent : +1.0

1	OLIVEIRA Igor (Por)	SEM /01	Portugal	00 _ET	10"86	Q	N4	928
2	DI MAGGIO Raffaele (Ita)	SEM /01	Italy	00 _ET	10"97	Q	IR1	895
3	MATTACKS Joel (Gbr)	SEM /90	Great Britain	00 _ET	11"48	Q	IR4	750
4	LLOYD Lleyton (Aus)	SEM /90	Australia	00 _ET	11"65	Q	R1	704
5	SCHIMMENTI Gaetano (Ita)	SEM /94	Italy	00 _ET	11"74	R1	681	
6	REINHOLDSSON Joel (Swe)	SEM /01	Sweden	00 _ET	11"75	R2	678	
7	CHOW Chi Wai (Hkg)	SEM /01	China Hong Kong	00 _ET	11"85	R2	653	
8	PASCUAL CORTES Ruben (Esp)	SEM /90	Spain	00 _ET	11"85	R2	653	

100m / TCM (07/06/2023) Semi final 2 à 14h 35 Vent : +1.0

1	USUKI Daigo (Jpn)	SEM /90	Japan	00 _ET	11"02	Q	IR1	880
2	COLORADO MINA Anders (Ecu)	SEM /99	Ecuador	00 _ET	11"25	Q	IR2	814
3	MUHAMMAD NUR ARIQ Bi (Sin)	SEM /90	Singapore	00 _ET	11"39	Q	IR3	775
4	POWER Matthew (Gbr)	SEM /90	Great Britain	00 _ET	11"40	Q	IR3	772
5	TANG Nikki (Hkg)	SEM /98	China Hong Kong	00 _ET	11"51	IR4	742	
6	MUAMBA Sammy (Aus)	SEM /90	Australia	00 _ET	11"52	IR4	739	
7	HENDY Lindsey (Aus)	SEM /90	Australia	00 _ET	11"70	R1	691	
8	BERTOLASO Mario Albe (Ita)	SEM /00	Italy	00 _ET	11"80	R2	665	

100m / TCM (06/06/2023) Heat 1 à 10h 25 Vent : +0.4

1	OLIVEIRA Igor (Por)	SEM /01	Portugal	00 _ET	11"02	Q	IR1	880
2	MATTACKS Joel (Gbr)	SEM /90	Great Britain	00 _ET	11"43	Q	IR3	764
3	MUHAMMAD NUR ARIQ Bi (Sin)	SEM /90	Singapore	00 _ET	11"83	q	R2	658
4	HENDY Lindsey (Aus)	SEM /90	Australia	00 _ET	11"86	q	R2	650
5	TUCKER Christopher (Usa)	SEM /90	United States	00 _ET	13"44	D5	312	

Global Games 2023 - II1

275913

Vichy (Parc Omnisports P. Coulon) le 06 - 09 juin 2023

FFSA

100m / TCM (06/06/2023) Heat 2 à 10h 29 Vent : +0.2

1	USUKI Daigo (Jpn)	SEM /90	Japan	00 _ET	11"17	Q	IR2	837
2	POWER Matthew (Gbr)	SEM /90	Great Britain	00 _ET	11"61	Q	R1	715
3	SCHIMMENTI Gaetano (Ita)	SEM /94	Italy	00 _ET	11"77	q	R2	673
4	LLOYD Lleyton (Aus)	SEM /90	Australia	00 _ET	11"88	q	R2	645
5	BARROIS Sacha	SEM /06	France	00 I-F	12"34		R5	534

100m / TCM (06/06/2023) Heat 3 à 10h 33 Vent : +0.2

1	COLORADO MINA Anders (Ecu)	SEM /99	Ecuador	00 _ET	11"14	Q	IR1	845
2	MUAMBA Sammy (Aus)	SEM /90	Australia	00 _ET	11"61	Q	R1	715
3	PASCUAL CORTES Ruben (Esp)	SEM /90	Spain	00 _ET	11"68	q	R1	697
4	BERTOLASO Mario Albe (Ita)	SEM /00	Italy	00 _ET	11"74	q	R1	681
5	TANG Nikki (Hkg)	SEM /98	China Hong Kong	00 _ET	11"76	q	R2	676

100m / TCM (06/06/2023) Heat 4 à 10h 37 Vent : -0.7

1	DI MAGGIO Raffaele (Ita)	SEM /01	Italy	00 _ET	11"19	Q	IR2	831
2	REINHOLDSSON Joel (Swe)	SEM /01	Sweden	00 _ET	11"94	Q	R2	630
3	CHOW Chi Wai (Hkg)	SEM /01	China Hong Kong	00 _ET	12"10	q	R3	591

200m / TCF (09/06/2023) Final A à 11h 52 Vent : -1.1

1	SHULIAR Yuliia (Ukr)	SEF /97	ukraine	00 _ET	25"17		N4	926
2	JEEVANJI Deepthi (Ind)	SEF /90	India	00 _ET	25"27		IR1	917
3	FELIX BARBOSA DA SIL (Bra)	SEF /90	Brazil	00 _ET	26"43		IR3	815
4	BLACKSMITH Telaya (Aus)	SEF /90	Australia	00 _ET	27"29		R1	743
5	KATO Akane (Jpn)	SEF /90	Japan	00 _ET	27"35		R1	738
	OLSZOWKA Faye (Gbr)	SEF /90	Great Britain	00 _ET	DQ			

C3 DQ RT 17.3.2

200m / TCF (09/06/2023) Final B à 11h 47 Vent : -0.9

1	STENKA Sabina (Pol)	SEF /90	Poland	00 _ET	27"65		R1	714
2	GUDMUNDSDOTTIR Stefa (Isl)	SEF /90	Iceland	00 _ET	28"15		R2	674
3	DAUTREMONT Sarah	SEF /98	France	00 I-F	29"64		R5	563
4	TSE Choi Yuk (Hkg)	SEF /90	China Hong Kong	00 _ET	29"88		R6	547
5	GEZER Muhsine (Tur)	SEF /90	Turkey	00 _ET	35"48		D8	225
	LARA BORJA Anais Mar (Ecu)	SEF /97	Ecuador	00 _ET	DNS			

200m / TCF (08/06/2023) Heat 1 à 14h 22 Vent : +1.4

1	FELIX BARBOSA DA SIL (Bra)	SEF /90	Brazil	00 _ET	26"11	q	IR2	842
2	KATO Akane (Jpn)	SEF /90	Japan	00 _ET	27"30	q	R1	742
3	CHIO Hao Lei (Mac)	SEF /90	Macau	00 _ET	31"78		D3	422
	CAUGANT Lolita	SEF /99	France	00 I-F	DNS			

200m / TCF (08/06/2023) Heat 2 à 14h 26 Vent : -0.1

1	DAUTREMONT Sarah	SEF /98	France	00 I-F	29"50		R5	573
2	ROMAN ORTIZ Nahikari (Esp)	SEF /90	Spain	00 _ET	29"85		R6	549
3	HAMAM Yasmen (Egy)	SEF /90	Egypt	00 _ET	31"57		D3	435
	KOMOROWSKA Agnieszka (Pol)	SEF /90	Poland	00 _ET	DNF			

Global Games 2023 - II1

275913

Vichy (Parc Omnisports P. Coulon) le 06 - 09 juin 2023

FFSA

200m / TCF (08/06/2023) Heat 3 à 14h 33 Vent : +2.2

1	SHULIAR Yuliia (Ukr)	SEF /97	ukraine	00 _ET	26"42	q	IR3	816
2	TSE Choi Yuk (Hkg)	SEF /90	China Hong Kong	00 _ET	29"24		R4	592
3	MAZZEI Amelia (Aus)	SEF /90	Australia	00 _ET	30"21		R6	524
	AGUILAR GARCIA Selen (Esp)	SEF /90	Spain	00 _ET	DNS			

200m / TCF (08/06/2023) Heat 4 à 14h 38 Vent : -0.2

1	OLSZOWKA Faye (Gbr)	SEF /90	Great Britain	00 _ET	26"61	q	IR3	800
2	BLACKSMITH Telaya (Aus)	SEF /90	Australia	00 _ET	27"49	q	R1	727
3	STENKA Sabina (Pol)	SEF /90	Poland	00 _ET	27"54		R1	723
4	HEDBERG Lina (Swe)	SEF /98	Sweden	00 _ET	32"14		D3	400

200m / TCF (08/06/2023) Heat 5 à 14h 44 Vent : +0.3

1	JEEVANJI Deepthi (Ind)	SEF /90	India	00 _ET	26"25	q	IR3	830
2	GUDMUNDSDOTTIR Stefa (Isl)	SEF /90	Iceland	00 _ET	27"84		R2	699
3	GEZER Muhsine (Tur)	SEF /90	Turkey	00 _ET	28"74		R3	629
4	LARA BORJA Anais Mar (Ecu)	SEF /97	Ecuador	00 _ET	28"96		R4	613
5	BRANDEL Laurie	SEF /91	France	00 I-F	29"89		R6	546

200m / TCM (09/06/2023) Final A à 11h 44 Vent : -2.7

1	USUKI Daigo (Jpn)	SEM /90	Japan	00 _ET	22"39		IR1	873
2	OLIVEIRA Igor (Por)	SEM /01	Portugal	00 _ET	22"43		IR1	867
3	DI MAGGIO Raffaele (Ita)	SEM /01	Italy	00 _ET	22"54		IR1	853
4	KHELIFA Haroun	SEM /96	France	00 I-F	23"37		IR4	747
5	POWER Matthew (Gbr)	SEM /90	Great Britain	00 _ET	23"37		IR4	747
6	FERNÁNDEZ NOVOA Mart (Esp)	SEM /90	Spain	00 _ET	23"40		IR4	743

200m / TCM (09/06/2023) Final B à 11h 37 Vent : -2.7

1	COLORADO MINA Anders (Ecu)	SEM /99	Ecuador	00 _ET	22"43		IR1	867
2	OBANDO ASPRILLA Jhon (Col)	SEM /90	Colombia	00 _ET	22"43		IR1	867
3	HENDY Lindsey (Aus)	SEM /90	Australia	00 _ET	23"83		R2	691
	SECK Falou (Ita)	SEM /90	Italy	00 _ET	DNF			
	PASCUAL CORTES Ruben (Esp)	SEM /90	Spain	00 _ET	DNF			
	MUAMBA Sammy (Aus)	SEM /90	Australia	00 _ET	DNS			

200m / TCM (08/06/2023) Heat 1 à 14h 01 Vent : +1.4

1	DI MAGGIO Raffaele (Ita)	SEM /01	Italy	00 _ET	22"56	q	IR2	850
2	POWER Matthew (Gbr)	SEM /90	Great Britain	00 _ET	22"79	q	IR2	820
3	YIM Ching Hei (Hkg)	SEM /01	China Hong Kong	00 _ET	26"12		D2	446
	CARCELEN DELGADO Dam (Ecu)	SEM /98	Ecuador	00 _ET	DNS			

200m / TCM (08/06/2023) Heat 2 à 14h 05 Vent : -0.2

1	OLIVEIRA Igor (Por)	SEM /01	Portugal	00 _ET	22"40	q	IR1	871
2	COLORADO MINA Anders (Ecu)	SEM /99	Ecuador	00 _ET	23"38		IR4	746
3	PASCUAL CORTES Ruben (Esp)	SEM /90	Spain	00 _ET	23"47		R1	735
4	BARROIS Sacha	SEM /06	France	00 I-F	24"34		R3	632

Global Games 2023 - II1

275913

Vichy (Parc Omnisports P. Coulon) le 06 - 09 juin 2023

FFSA

200m / TCM (08/06/2023) Heat 3 à 14h 11 Vent : +0.4

1	FERNÁNDEZ NOVOA Mart (Esp)	SEM /90	Spain	00 _ET	22"99	q	IR3	795
2	HENDY Lindsey (Aus)	SEM /90	Australia	00 _ET	23"55		R1	725
3	SECK Falou (Ita)	SEM /90	Italy	00 _ET	23"96		R2	676
4	KAMIL Pitura (Pol)	SEM /90	Poland	00 _ET	25"21		R6	537

200m / TCM (08/06/2023) Heat 4 à 14h 14 Vent : +1.6

1	USUKI Daigo (Jpn)	SEM /90	Japan	00 _ET	22"70	q	IR2	832
2	KHELIFA Haroun	SEM /96	France	00 I-F	23"10	q	IR3	781
3	REINHOLDSSON Joel (Swe)	SEM /01	Sweden	00 _ET	24"27		R3	640
4	LLOYD Lleyton (Aus)	SEM /90	Australia	00 _ET	24"29		R3	638

200m / TCM (08/06/2023) Heat 5 à 14h 18 Vent : +1.1

1	OBANDO ASPRILLA Jhon (Col)	SEM /90	Colombia	00 _ET	23"28		IR4	758
2	MUAMBA Sammy (Aus)	SEM /90	Australia	00 _ET	23"44		IR4	738
3	FREITAS Carlos (Por)	SEM /99	Portugal	00 _ET	24"43		R3	622
4	PIATEK Mateusz (Pol)	SEM /90	Poland	00 _ET	24"68		R4	594

400m / TCF (08/06/2023) Final A à 11h 08

1	SHULIAR Yuliia (Ukr)	SEF /97	ukraine	00 _ET	56"25		N4	967
2	JEEVANJI Deepthi (Ind)	SEF /90	India	00 _ET	58"07		IR1	903
3	ANGULO MINA Lizanshe (Ecu)	SEF /04	Ecuador	00 _ET	59"42		IR2	857
4	FRANIECZEK Justyna (Pol)	SEF /90	Poland	00 _ET	59"98		IR2	838
5	LARA BORJA Anais Mar (Ecu)	SEF /97	Ecuador	00 _ET	60"06		IR2	835
6	KOMOROWSKA Agnieszka (Pol)	SEF /90	Poland	00 _ET	63"71		R1	717

400m / TCF (08/06/2023) Final B à 11h 01

1	BLACKSMITH Telaya (Aus)	SEF /90	Australia	00 _ET	63"88		R1	712
2	GUDMUNDSDOTTIR Stefa (Isl)	SEF /90	Iceland	00 _ET	64"50		R2	693
3	MAZZEI Amelia (Aus)	SEF /90	Australia	00 _ET	66"90		R4	622
4	TSE Choi Yuk (Hkg)	SEF /90	China Hong Kong	00 _ET	67"31		R4	610
5	RIVERA Martha (Mex)	SEF /90	Mexico	00 _ET	73"10		D2	456
6	HAMAM Yasmen (Egy)	SEF /90	Egypt	00 _ET	81"34		D8	275

400m / TCF (06/06/2023) Heat 1 à 11h 56

1	JEEVANJI Deepthi (Ind)	SEF /90	India	00 _ET	58"42	Q	IR1	891
2	FRANIECZEK Justyna (Pol)	SEF /90	Poland	00 _ET	59"60	q	IR2	850
3	LARA BORJA Anais Mar (Ecu)	SEF /97	Ecuador	00 _ET	61"28	q	IR3	795
4	BLACKSMITH Telaya (Aus)	SEF /90	Australia	00 _ET	65"75		R3	655
	DA SILVA BARROS Anto (Bra)	SEF /90	Brazil	00 _ET	DNF			

400m / TCF (06/06/2023) Heat 2 à 11h 55

1	SHULIAR Yuliia (Ukr)	SEF /97	ukraine	00 _ET	61"63	Q	IR3	783
2	MAZZEI Amelia (Aus)	SEF /90	Australia	00 _ET	68"30		R5	582
3	RIVERA Martha (Mex)	SEF /90	Mexico	00 _ET	72"65		D2	467
4	HAMAM Yasmen (Egy)	SEF /90	Egypt	00 _ET	81"59		D8	270

Global Games 2023 - II1

275913

Vichy (Parc Omnisports P. Coulon) le 06 - 09 juin 2023

FFSA

400m / TCF (06/06/2023) Heat 3 à 12h 00

1	ANGULO MINA Lizanshe (Ecu)	SEF /04	Ecuador	00 _ET	60"57	Q	IR2	818
2	KOMOROWSKA Agnieszka (Pol)	SEF /90	Poland	00 _ET	63"19	q	R1	734
3	GUDMUNSDOTTIR Stefa (Isl)	SEF /90	Iceland	00 _ET	66"24		R3	641
4	TSE Choi Yuk (Hkg)	SEF /90	China Hong Kong	00 _ET	67"59		R4	602
	FELIX BARBOSA DA SIL (Bra)	SEF /90	Brazil	00 _ET	DNF			

400m / TCM (08/06/2023) Final A à 10h 49

1	RODRIGUEZ RAMIREZ De (Esp)	SEM /90	Spain	00 _ET	48"40		N3	956
2	OBANDO ASPRILLA Jhon (Col)	SEM /90	Colombia	00 _ET	48"46		N3	952
3	COLORADO MINA Anders (Ecu)	SEM /99	Ecuador	00 _ET	48"74		N4	934
4	RODRIGUEZ RODRIGUEZ (Esp)	SEM /90	Spain	00 _ET	49"73		IR1	874
5	KHELIFA Haroun	SEM /96	France	00 I-F	50"91		IR2	805
6	CARCELEN DELGADO Dam (Ecu)	SEM /98	Ecuador	00 _ET	51"00		IR2	800

400m / TCM (08/06/2023) Final B à 10h 41

1	MANN Riley (Aus)	SEM /90	Australia	00 _ET	51"44		IR2	775
2	HENDY Lindsey (Aus)	SEM /90	Australia	00 _ET	52"61		IR4	711
3	YIM Ching Hei (Hkg)	SEM /01	China Hong Kong	00 _ET	52"86		IR4	697
4	FREITAS Carlos (Por)	SEM /99	Portugal	00 _ET	53"68		R1	654
5	KAMIL Pitura (Pol)	SEM /90	Poland	00 _ET	54"41		R1	617
6	FERNÁNDEZ NOVOA Mart (Esp)	SEM /90	Spain	00 _ET	64"73		D6	207

400m / TCM (06/06/2023) Heat 1 à 11h 31

1	CARCELEN DELGADO Dam (Ecu)	SEM /98	Ecuador	00 _ET	52"01	Q	IR3	743
2	YIM Ching Hei (Hkg)	SEM /01	China Hong Kong	00 _ET	53"07		IR4	686
3	HENDY Lindsey (Aus)	SEM /90	Australia	00 _ET	54"00		R1	638
4	PIATEK Mateusz (Pol)	SEM /90	Poland	00 _ET	56"83		R4	501

400m / TCM (06/06/2023) Heat 2 à 11h 37

1	OBANDO ASPRILLA Jhon (Col)	SEM /90	Colombia	00 _ET	49"41	Q	N4	893
2	RODRIGUEZ RODRIGUEZ (Esp)	SEM /90	Spain	00 _ET	51"25	q	IR2	786
3	MUHAMMAD NUR ARIQ Bi (Sin)	SEM /90	Singapore	00 _ET	56"03		R3	538
4	KONKLE Owen (Can)	SEM /90	Canada	00 _ET	60"62		D2	344

400m / TCM (06/06/2023) Heat 3 à 11h 43

1	COLORADO MINA Anders (Ecu)	SEM /99	Ecuador	00 _ET	50"72	Q	IR2	816
2	KHELIFA Haroun	SEM /96	France	00 I-F	51"29	q	IR2	783
3	MANN Riley (Aus)	SEM /90	Australia	00 _ET	51"37		IR2	779
4	KAMIL Pitura (Pol)	SEM /90	Poland	00 _ET	53"60		R1	658

400m / TCM (06/06/2023) Heat 4 à 11h 49

1	RODRIGUEZ RAMIREZ De (Esp)	SEM /90	Spain	00 _ET	52"65	Q	IR4	708
2	FERNÁNDEZ NOVOA Mart (Esp)	SEM /90	Spain	00 _ET	52"73		IR4	704
3	FREITAS Carlos (Por)	SEM /99	Portugal	00 _ET	53"84		R1	646
4	GÓRCZAK Krzysztof (Pol)	SEM /90	Poland	00 _ET	56"18		R3	531
5	FONG Chi Fong (Mac)	SEM /90	Macau	00 _ET	64"34		D5	219
6	BEZVERKHOV Kyrylo (Ukr)	SEM /90	ukraine	00 _ET	73"57		D8	30

Global Games 2023 - II1

275913

Vichy (Parc Omnisports P. Coulon) le 06 - 09 juin 2023

FFSA

800m / TCF (09/06/2023) Final à 11h 09

1	BIEGANOWSKA- ZAJAC B (Pol)	SEF /90	Poland	00 _ET	2'17"82	IR1	863
2	GEZER Muhsine (Tur)	SEF /90	Turkey	00 _ET	2'36"80	R3	597
3	CHAN Sok Ieng (Mac)	SEF /90	Macau	00 _ET	2'56"81	D5	368
	MINDA LARA Najely Es (Ecu)	SEF /00	Ecuador	00 _ET	DNS		

800m / TCM (09/06/2023) Final à 11h 01

1	DIENG Ndiaga (Ita)	SEM /99	Italy	00 _ET	1'52"61	N4	953
2	BAESSA Sandro (Por)	SEM /99	Portugal	00 _ET	1'52"75	N4	949
3	RODRIGUEZ RODRIGUEZ (Esp)	SEM /90	Spain	00 _ET	1'55"55	IR1	874
4	ZEFERINO FERREIRA DA (Bra)	SEM /90	Brazil	00 _ET	1'55"56	IR1	874
5	VERGARA ARANGO Jose (Col)	SEM /90	Colombia	00 _ET	1'57"34	IR2	827
6	MANN Riley (Aus)	SEM /90	Australia	00 _ET	2'00"45	IR3	750
7	BRYCE Steven (Gbr)	SEM /90	Great Britain	00 _ET	2'01"12	IR4	733
8	ADEM Alamin Mohammad (Den)	SEM /90	Denmark	00 _ET	2'10"15	R4	532

800m / TCM (07/06/2023) Heat 1 à 10h 25

1	ZEFERINO FERREIRA DA (Bra)	SEM /90	Brazil	00 _ET	2'00"19	Q	IR3	756
2	RODRIGUEZ RODRIGUEZ (Esp)	SEM /90	Spain	00 _ET	2'01"01	Q	IR4	736
3	MANN Riley (Aus)	SEM /90	Australia	00 _ET	2'02"97	q	IR4	689
4	PHINITARCHA Suphan (Tha)	SEM /90	Thailand	00 _ET	2'16"20		R6	415
5	SALMAN Itay (Isr)	SEM /90	Israel	00 _ET	2'44"22		D8	62

800m / TCM (07/06/2023) Heat 2 à 10h 32

1	BRYCE Steven (Gbr)	SEM /90	Great Britain	00 _ET	2'01"76	Q	IR4	718
2	BAESSA Sandro (Por)	SEM /99	Portugal	00 _ET	2'05"07	Q	R2	641
3	BELLITTO Arthur	SEM /07	France	00 I-F	2'07"04		R3	598
4	GÓRCZAK Krzysztof (Pol)	SEM /90	Poland	00 _ET	2'10"79		R4	519
5	FONG Chi Fong (Mac)	SEM /90	Macau	00 _ET	2'27"22		D5	239

800m / TCM (07/06/2023) Heat 3 à 10h 38

1	VERGARA ARANGO Jose (Col)	SEM /90	Colombia	00 _ET	2'04"87	Q	R1	646
2	DIENG Ndiaga (Ita)	SEM /99	Italy	00 _ET	2'05"37	Q	R2	634
3	ADEM Alamin Mohammad (Den)	SEM /90	Denmark	00 _ET	2'05"81	q	R2	625
4	BOSC Raphael	SEM /06	France	00 I-F	2'06"82		R2	602
5	PUGO PULLO Juan Gabr (Ecu)	SEM /94	Ecuador	00 _ET	2'18"25		D1	378

1 500m / TCF (06/06/2023) Final à 11h 19

1	BIEGANOWSKA- ZAJAC B (Pol)	SEF /90	Poland	00 _ET	4'32"39	N3	959
2	DA SILVA BARROS Anto (Bra)	SEF /90	Brazil	00 _ET	4'36"77	N4	928
3	DANYLINA Liudmyla (Ukr)	SEF /85	ukraine	00 _ET	4'41"10	IR1	898
4	POWNING Georgia (Aus)	SEF /90	Australia	00 _ET	4'55"09	IR3	803
5	MAKITA Sayaka (Jpn)	SEF /92	Japan	00 _ET	5'01"47	IR4	762
6	RIVERA Martha (Mex)	SEF /90	Mexico	00 _ET	5'19"87	R3	649
7	ARI Misaki (Jpn)	SEF /90	Japan	00 _ET	5'20"88	R4	643
8	MINDA LARA Najely Es (Ecu)	SEF /00	Ecuador	00 _ET	5'41"05	D1	530
9	CHAN Sok Ieng (Mac)	SEF /90	Macau	00 _ET	6'13"85	D4	369
10	SILVA Joana (Por)	SEF /90	Portugal	00 _ET	6'40"17	D7	262
	BYRT Eliesha (Aus)	SEF /90	Australia	00 _ET	DNS		

Global Games 2023 - II1

275913

Vichy (Parc Omnisports P. Coulon) le 06 - 09 juin 2023

FFSA

1 500m / TCM (08/06/2023) Final à 15h 47

1	DIENG Ndiaga (Ita)	SEM /99	Italy	00 _ET	3'54"45	IR1	921
2	BAESSA Sandro (Por)	SEM /99	Portugal	00 _ET	3'55"05	IR1	914
3	VOLUIKEVYCH Pavlo (Ukr)	SEM /94	ukraine	00 _ET	3'55"33	IR1	910
4	GEFFROY Gael	SEM /90	France	00 I-F	3'56"35	IR1	898
5	HERSI Mohamed Mahad (Den)	SEM /90	Denmark	00 _ET	4'01"65	IR2	835
6	PEK Daniel (Pol)	SEM /90	Poland	00 _ET	4'03"47	IR2	814
7	NAKAGAWA Daisuke (Jpn)	SEM /90	Japan	00 _ET	4'04"45	IR3	803
8	BRYCE Steven (Gbr)	SEM /90	Great Britain	00 _ET	4'06"79	IR3	776
9	PARRAS ALVAREZ Adria (Esp)	SEM /90	Spain	00 _ET	4'10"78	IR4	732
10	VERGARA ARANGO Jose (Col)	SEM /90	Colombia	00 _ET	4'11"85	IR4	720
11	ZEFERINO FERREIRA DA (Bra)	SEM /90	Brazil	00 _ET	4'14"50	R1	692
12	MCINTOSH Kyle (Aus)	SEM /90	Australia	00 _ET	4'15"33	R1	683

1 500m / TCM (06/06/2023) Heat 1 à 10h 59

1	DIENG Ndiaga (Ita)	SEM /99	Italy	00 _ET	4'05"93	Q	IR3	786
2	VOLUIKEVYCH Pavlo (Ukr)	SEM /94	ukraine	00 _ET	4'06"07	Q	IR3	784
3	HERSI Mohamed Mahad (Den)	SEM /90	Denmark	00 _ET	4'06"09	Q	IR3	784
4	PEK Daniel (Pol)	SEM /90	Poland	00 _ET	4'07"73	q	IR3	766
5	HOUSTON Aaron (Aus)	SEM /90	Australia	00 _ET	4'15"20		R1	685
6	ADEM Alamin Mohammad (Den)	SEM /90	Denmark	00 _ET	4'23"55		R2	599
7	TSE Ho Yin (Hkg)	SEM /90	China Hong Kong	00 _ET	4'31"59		R4	522
8	PHINITARCHA Suphan (Tha)	SEM /90	Thailand	00 _ET	4'45"62		D1	401
9	SALMAN Itay (Isr)	SEM /90	Israel	00 _ET	5'37"43		D8	92

1 500m / TCM (06/06/2023) Heat 2 à 11h 09

1	GEFFROY Gael	SEM /90	France	00 I-F	4'04"06	Q	IR3	807
2	BAESSA Sandro (Por)	SEM /99	Portugal	00 _ET	4'04"64	Q	IR3	801
3	NAKAGAWA Daisuke (Jpn)	SEM /90	Japan	00 _ET	4'04"91	Q	IR3	797
4	PARRAS ALVAREZ Adria (Esp)	SEM /90	Spain	00 _ET	4'08"64	q	IR3	756
5	ZEFERINO FERREIRA DA (Bra)	SEM /90	Brazil	00 _ET	4'09"45	q	IR4	747
6	BRYCE Steven (Gbr)	SEM /90	Great Britain	00 _ET	4'09"48	q	IR4	746
7	MCINTOSH Kyle (Aus)	SEM /90	Australia	00 _ET	4'12"37	q	IR4	715
8	VERGARA ARANGO Jose (Col)	SEM /90	Colombia	00 _ET	4'12"61	q	IR4	712
9	PUGO PULLO Juan Gabr (Ecu)	SEM /94	Ecuador	00 _ET	4'35"06		R5	491
10	HANSEN Lasse Kure (Den)	SEM /90	Denmark	00 _ET	4'44"81		D1	408

3 000m / TCF (09/06/2023) Final à 10h 27

1	DANYLINA Liudmyla (Ukr)	SEF /85	ukraine	00 _ET	10'32"52		IR2	817
2	KANDYBA Iryna (Ukr)	SEF /86	ukraine	00 _ET	10'43"40		IR3	786
3	BODZIONY Anna (Pol)	SEF /90	Poland	00 _ET	11'01"11		R1	737
4	ARI Misaki (Jpn)	SEF /90	Japan	00 _ET	11'07"72		R1	719
5	WYROBEK Monika (Pol)	SEF /90	Poland	00 _ET	12'02"00		R6	580
6	BYRT Eliesha (Aus)	SEF /90	Australia	00 _ET	13'12"75		D4	421
	DREUX Virgine	SEF /88	France	00 I-F	DNF			
	SILVA Joana (Por)	SEF /90	Portugal	00 _ET	DNS			

Global Games 2023 - II1

275913

Vichy (Parc Omnisports P. Coulon) le 06 - 09 juin 2023

FFSA

5 000m / TCF (07/06/2023) Final à 09h 29

1	RIVERA Martha (Mex)	SEF /90	Mexico	00 _ET	18'37"90	IR3	779
2	ARI Misaki (Jpn)	SEF /90	Japan	00 _ET	18'56"38	IR4	750
3	KANDYBA Iryna (Ukr)	SEF /86	ukraine	00 _ET	19'22"45	R2	710
4	BODZIONY Anna (Pol)	SEF /90	Poland	00 _ET	20'05"02	R4	647
5	WYROBEK Monika (Pol)	SEF /90	Poland	00 _ET	20'37"39	R5	601
6	MINDA LARA Najely Es (Ecu)	SEF /00	Ecuador	00 _ET	22'12"48	D3	475
	SILVA Joana (Por)	SEF /90	Portugal	00 _ET	DNF		

5 000m / TCM (09/06/2023) Final 1 à 09h 02

1	VOLUIKEVYCH Pavlo (Ukr)	SEM /94	ukraine	00 _ET	14'54"76	IR1	825
2	MORITA Kazuhiro (Jpn)	SEM /90	Japan	00 _ET	15'11"08	IR2	777
3	NAKAGAWA Daisuke (Jpn)	SEM /90	Japan	00 _ET	15'13"33	IR2	770
4	TAKAYAMA Yudai (Jpn)	SEM /90	Japan	00 _ET	15'35"44	IR3	707
5	BOUTASGHOUNT Rachid	SEM /87	France	00 I-F	15'36"13	IR3	705
6	HERSI Mohamed Mahad (Den)	SEM /90	Denmark	00 _ET	15'43"21	IR4	685
7	PARRAS ALVAREZ Adria (Esp)	SEM /90	Spain	00 _ET	15'44"75	IR4	681
8	KOMAROVSKYI Anton (Ukr)	SEM /01	ukraine	00 _ET	15'46"19	IR4	677
9	MARTINEZ MOROTE Jose (Esp)	SEM /90	Spain	00 _ET	15'57"39	IR4	647
10	HOUSTON Aaron (Aus)	SEM /90	Australia	00 _ET	16'12"44	R1	607
11	MAGDALENO PALACIOS I (Esp)	SEM /90	Spain	00 _ET	16'14"52	R1	601
12	COLASUONNO Simone (Ita)	SEM /90	Italy	00 _ET	16'22"94	R2	580
13	TSE Ho Yin (Hkg)	SEM /90	China Hong Kong	00 _ET	16'36"87	R2	545
	PUGO PULLO Juan Gabr (Ecu)	SEM /94	Ecuador	00 _ET	DNS		
	VALLONE Fabrizio (Ita)	SEM /90	Italy	00 _ET	DNS		

5 000m / TCM (09/06/2023) Final 2 à 09h 43

1	GEFFROY Gael	SEM /90	France	00 I-F	15'08"28	IR2	785
2	MCINTOSH Kyle (Aus)	SEM /90	Australia	00 _ET	16'03"17	R1	631
3	FERNANDO Sam (Gbr)	SEM /90	Great Britain	00 _ET	16'22"02	R2	582
4	LOISEAU Mathieu	SEM /86	France	00 I-F	16'50"89	R3	511
5	BENEVENTE Paulo (Por)	SEM /90	Portugal	00 _ET	16'53"88	R3	504
6	SILVA PEREIRA Cristi (Por)	SEM /90	Portugal	00 _ET	16'55"01	R3	501
7	DIEGO DE SOUZA Vieir (Bra)	SEM /90	Brazil	00 _ET	16'56"58	R3	498
8	JANSSON Martin (Swe)	SEM /91	Sweden	00 _ET	17'31"12	R5	420
9	BOSY Daniel (Pol)	SEM /90	Poland	00 _ET	17'33"54	R5	414
10	MROCZKOWSKI Kamil (Pol)	SEM /90	Poland	00 _ET	17'49"78	R6	380
11	HANSEN Lasse Kure (Den)	SEM /90	Denmark	00 _ET	17'51"27	R6	377
12	SIDERIS Timon (Aus)	SEM /90	Australia	00 _ET	18'11"29	D1	337
13	WIGINGTON Tyler (Usa)	SEM /90	United States	00 _ET	19'17"78	D4	221
14	PHINITARCHA Suphan (Tha)	SEM /90	Thailand	00 _ET	19'22"65	D4	213
15	NOGUCHI Kenneth (Usa)	SEM /90	United States	00 _ET	19'49"27	D5	174

Global Games 2023 - II1

275913

Vichy (Parc Omnisports P. Coulon) le 06 - 09 juin 2023

FFSA

10 000m / TCM (06/06/2023) Final à 12h 52

1	TAKAYAMA Yudai (Jpn)	SEM /90	Japan	00 _ET	32'11"18	IR2	778
2	KIMURA Tomoya (Jpn)	SEM /90	Japan	00 _ET	32'15"17	IR2	773
3	MORITA Kazuhiro (Jpn)	SEM /90	Japan	00 _ET	32'42"98	IR2	738
4	VALLONE Fabrizio (Ita)	SEM /90	Italy	00 _ET	33'45"47	IR4	662
5	COLASUONNO Simone (Ita)	SEM /90	Italy	00 _ET	33'55"28	IR4	651
6	BOUTASGHOUNT Rachid	SEM /87	France	00 I-F	34'21"16	R1	621
7	MAGDALENO PALACIOS I (Esp)	SEM /90	Spain	00 _ET	34'34"80	R1	605
8	MARTINEZ GARRIDO Rau (Esp)	SEM /90	Spain	00 _ET	35'21"50	R2	554
9	BENEVENTE Paulo (Por)	SEM /90	Portugal	00 _ET	35'54"36	R3	519
10	JANSSON Martin (Swe)	SEM /91	Sweden	00 _ET	36'11"57	R3	501
11	BOSY Daniel (Pol)	SEM /90	Poland	00 _ET	36'35"21	R4	477
12	CHEVALME Saby	SEM /90	France	00 I-F	37'25"43	R5	428
13	DIEGO DE SOUZA Vieir (Bra)	SEM /90	Brazil	00 _ET	38'10"79	R6	386
14	SIDERIS Timon (Aus)	SEM /90	Australia	00 _ET	40'11"29	D2	285
15	NOGUCHI Kenneth (Usa)	SEM /90	United States	00 _ET	42'25"08	D4	191
	LOISEAU Mathieu	SEM /86	France	00 I-F	DNF		
	MROCZKOWSKI Kamil (Pol)	SEM /90	Poland	00 _ET	DQ		
	FERNANDO Sam (Gbr)	SEM /90	Great Britain	00 _ET	DNS		

100m Hurdles (84) / TCF (09/06/2023) Final à 14h 26 Vent : -1.3

1	KUCHARCZYK Karolina (Pol)	SEF /90	Poland	00 _ET	14"49	N4	957
2	GOMES SA Ceuzinha	SEF /02	France	00 I-F	15"96	IR3	784
3	FILIPPE Ana (Por)	SEF /99	Portugal	00 _ET	16"94	R2	678
4	MURAVSKA Ruslana (Ukr)	SEF /00	ukraine	00 _ET	19"13	D2	470
5	SCHWEITZER Stephanie (Aus)	SEF /92	Australia	00 _ET	20"39	D6	367
6	COOPER Ebonie (Aus)	SEF /90	Australia	00 _ET	21"85	D8	264
7	SLATTER Belinda (Aus)	SEF /98	Australia	00 _ET	23"34	D8	176
	ALTIN Fatma Damla (Tur)	SEF /02	Turkey	00 _ET	DNF		

110m Hurdles (91) / TCM (09/06/2023) Final à 14h 11 Vent : -0.9

1	BILENKO Vasyl (Ukr)	SEM /92	ukraine	00 _ET	15"53		807
2	PEREZ CARRERA Franci (Esp)	SEM /90	Spain	00 _ET	19"03		351
3	CARR Blake (Aus)	SEM /90	Australia	00 _ET	20"14		245
4	D'ABRERA Timothy (Aus)	SEM /91	Australia	00 _ET	25"61		

400m Hurdles (76) / TCF (07/06/2023) Final à 17h 31

1	SCHWEITZER Stephanie (Aus)	SEF /92	Australia	00 _ET	75"66	R5	615
2	ROMAN ORTIZ Nahikari (Esp)	SEF /90	Spain	00 _ET	79"10	D2	540
3	ALTIN Fatma Damla (Tur)	SEF /02	Turkey	00 _ET	80"97	D3	501
4	DREUX Virgine	SEF /88	France	00 I-F	84"95	D5	423
	ANGULO MINA Lizanshe (Ecu)	SEF /04	Ecuador	00 _ET	DNS		

400m Hurdles (84) / TCM (07/06/2023) Final à 17h 20

1	BILENKO Vasyl (Ukr)	SEM /92	ukraine	00 _ET	57"58		798
2	MANN Riley (Aus)	SEM /90	Australia	00 _ET	57"87		791
3	BAESSA Sandro (Por)	SEM /99	Portugal	00 _ET	59"03		762
4	AOKI Shoma (Jpn)	SEM /90	Japan	00 _ET	60"82		717
5	PEREZ CARRERA Franci (Esp)	SEM /90	Spain	00 _ET	64"59		629

Global Games 2023 - II1

275913

Vichy (Parc Omnisports P. Coulon) le 06 - 09 juin 2023

FFSA

3000m Steeple (91) / TCM (06/06/2023) Final à 19h 28

1	KOMAROVSKIY Anton (Ukr)	SEM /01	ukraine	00 _ET	9'47"29	IR2	808
2	FERNANDO Sam (Gbr)	SEM /90	Great Britain	00 _ET	10'05"89	IR4	740
3	MARTINEZ MOROTE Jose (Esp)	SEM /90	Spain	00 _ET	10'08"48	IR4	730
4	MENGUAL Sebastien	SEM /93	France	00 I-F	10'41"75	R3	617
5	SILVA PEREIRA Cristi (Por)	SEM /90	Portugal	00 _ET	11'19"66	R5	499
	VALLONE Fabrizio (Ita)	SEM /90	Italy	00 _ET	DNF		
	SIDERIS Timon (Aus)	SEM /90	Australia	00 _ET	DNS		

3000m Steeple (76) / TCF (06/06/2023) Final à 17h 57

1	BYRT Eliesha (Aus)	SEF /90	Australia	00 _ET	14'27"80	D4	545
---	--------------------	---------	-----------	--------	----------	----	-----

New World Record 3000m Steeple Women BYRT Eliesha

High jump / TCF (08/06/2023) Final à 18h 00

1	MURAVSKA Ruslana (Ukr)	SEF /00	ukraine	00 _ET	1m63	859
	1m13 1m18 1m23 1m28 1m33 1m38 1m43 1m48 1m51 1m54 1m57 1m60 1m63 1m65					
	- - - - - - - o o o o xo xxo xx					
2	ALTIN Fatma Damla (Tur)	SEF /02	Turkey	00 _ET	1m60	830
	1m13 1m18 1m23 1m28 1m33 1m38 1m43 1m48 1m51 1m54 1m57 1m60 1m63					
	- - - - - - - xo xo o xxo xxx					
3	FILIPE Ana (Por)	SEF /99	Portugal	00 _ET	1m54	773
	1m13 1m18 1m23 1m28 1m33 1m38 1m43 1m48 1m51 1m54 1m57					
	- - - - - - o - xo xxo xxx					
4	ERIKSSON Emma (Swe)	SEF /93	Sweden	00 _ET	1m33	574
	1m13 1m18 1m23 1m28 1m33 1m38					
	- - - o o xxx					
5	COOPER Ebonie (Aus)	SEF /90	Australia	00 _ET	1m23	481
	1m13 1m18 1m23 1m28					
	- - o xxx					

High jump / TCM (08/06/2023) Final à 16h 45

1	TUCKER Christopher (Usa)	SEM /90	United States	00 _ET	1m73	680
	1m48 1m53 1m58 1m63 1m68 1m73 1m78					
	- - o o xo xxo xxx					
2	CUNHA Lenine (Por)	SEM /82	Portugal	00 _ET	1m68	638
	1m48 1m53 1m58 1m63 1m68 1m73					
	- o o xo xxo xxx					
2	BEZVERKHOV Kyrylo (Ukr)	SEM /90	ukraine	00 _ET	1m68	638
	1m48 1m53 1m58 1m63 1m68 1m73					
	- - - xo o xxx					
4	BILENKO Mykhailo (Ukr)	SEM /92	ukraine	00 _ET	1m63	595
	1m48 1m53 1m58 1m63 1m68					
	- - o xxo xxx					
	LOPEZ LUCIANO Jose C (Esp)	SEM /90	Spain	00 _ET	NM	
	1m48					
	xxx					

Poi Vault (09/06/2023) Final à 11h 45

1	PEREZ CARRERA Franci (Esp)	SEM /90	Spain	00 _ET	2m40	D5	312
	1m70 1m80 1m90 2m00 2m10 2m20 2m30 2m40						
	o - - o o - - o						
2	D'ABRERA Timothy (Aus)	SEM /91	Australia	00 _ET	2m00	D7	211
	1m70 1m80 1m90 2m00 2m10						
	- - o xo xxx						

Global Games 2023 - II1

275913

Vichy (Parc Omnisports P. Coulon) le 06 - 09 juin 2023

FFSA

Long Jump (09/06/2023) Final à 15h 30

1	KUCHARCZYK Karolina (Pol)	SEF /90	Poland	00 _ET	6m13 (+1.9)	N2	1027
	6m13 +1.9 6m05 +1.2 X +1.3 X +1.8 X +1.3 X +2.1						
2	FELIX BARBOSA DA SIL (Bra)	SEF /90	Brazil	00 _ET	5m59 (+3.5)	IR1	910
	5m59 +3.5 5m45 +1.4 5m51 +1.3 5m43 +1.1 5m58 +1.2 5m42 +1.0						
3	BAYRAK Esra (Tur)	SEF /90	Turkey	00 _ET	5m49 (+1.3)	IR1	888
	5m49 +1.3 5m48 +1.1 5m43 +1.4 X +1.8 5m36 +0.3 5m43 +1.3						
4	ANGULO MINA Lizanshe (Ecu)	SEF /04	Ecuador	00 _ET	5m45 (+0.8)	IR1	880
	5m16 +2.1 5m45 +0.8 5m43 +1.7 5m16 +0.8 5m27 +1.2 5m30 +1.9						
5	ALTIN Fatma Damla (Tur)	SEF /02	Turkey	00 _ET	5m37 (+1.8)	IR2	863
	4m89 +0.9 5m09 +1.7 5m37 +1.8 5m15 +2.2						
6	FILIPE Ana (Por)	SEF /99	Portugal	00 _ET	5m28 (+1.7)	IR3	843
	5m18 +1.3 5m08 +2.3 5m28 +1.7 5m22 +2.7 5m02 +1.1 4m90 +2.3						
7	GUDMUNDSDOTTIR Stefa (Isl)	SEF /90	Iceland	00 _ET	5m18 (+1.6)	IR4	822
	5m14 +2.0 5m09 +1.3 4m91 +0.0 5m10 +2.2 5m18 +1.6 5m10 +2.3						
8	SANTOS Cláudia (Por)	SEF /90	Portugal	00 _ET	5m16 (+2.1)	IR4	818
	5m12 +1.8 5m12 +0.7 4m86 +2.0 X +1.8 5m16 +2.1 4m89 +1.1						
9	BLACKSMITH Telaya (Aus)	SEF /90	Australia	00 _ET	4m95 (+0.1)	R2	773
	X +2.0 4m88 +0.3 4m95 +0.1						
10	CHIO Hao Lei (Mac)	SEF /90	Macau	00 _ET	4m27 (+1.8)	D2	629
	4m19 +2.6 4m27 +1.8 4m00 +1.8						
11	ZAZULIAK Olha (Ukr)	SEF /94	ukraine	00 _ET	2m23 (+1.8)	D8	208
	2m23 +1.8						
	ERIKSSON Emma (Swe)	SEF /93	Sweden	00 _ET	NM (+0.9)		
	X +0.9 X +1.9 X +2.9						

Global Games 2023 - II1

275913

Vichy (Parc Omnisports P. Coulon) le 06 - 09 juin 2023

FFSA

Long Jump (08/06/2023) Concours 1 à 15h 30

1	KUCHARCZYK Karolina (Pol)	SEF /90	Poland	00 _ET	5m72 (+0.7)	Q	N4	938
	5m72 +0.7							
2	BAYRAK Esra (Tur)	SEF /90	Turkey	00 _ET	5m57 (-0.7)	Q	IR1	906
	X +0.3 5m57 -0.7							
3	FELIX BARBOSA DA SIL (Bra)	SEF /90	Brazil	00 _ET	5m53 (-0.2)	Q	IR1	897
	5m53 -0.2							
4	ANGULO MINA Lizanshe (Ecu)	SEF /04	Ecuador	00 _ET	5m11 (-0.3)	Q	IR4	807
	4m73 +0.1 5m11 -0.3							
5	ALTIN Fatma Damla (Tur)	SEF /02	Turkey	00 _ET	5m03 (-0.7)	Q	R1	790
	5m03 -0.7							
6	SANTOS Cláudia (Por)	SEF /90	Portugal	00 _ET	4m99 (-0.2)	Q	R2	781
	4m99 -0.2							
7	FILIPE Ana (Por)	SEF /99	Portugal	00 _ET	4m96 (+0.8)	Q	R2	775
	4m96 +0.8							
8	BLACKSMITH Telaya (Aus)	SEF /90	Australia	00 _ET	4m89 (-2.5)	Q	R3	760
	4m89 -2.5							
9	GUDMUNDSDOTTIR Stefa (Isl)	SEF /90	Iceland	00 _ET	4m87 (+0.6)	Q	R3	756
	4m87 +0.6							
10	ERIKSSON Emma (Swe)	SEF /93	Sweden	00 _ET	4m19 (-0.4)	q	D2	612
	X +0.8 X -0.3 4m19 -0.4							
11	CHIO Hao Lei (Mac)	SEF /90	Macau	00 _ET	3m94 (-0.1)	q	D4	560
	3m94 -0.1 X -0.3 X +0.7							
12	ZAZULIAK Olha (Ukr)	SEF /94	ukraine	00 _ET	3m63 (+0.0)	q	D5	495
	2m26 -0.4 3m63 +0.0							
13	SLATTER Belinda (Aus)	SEF /98	Australia	00 _ET	3m32 (+0.3)		D7	431
	3m04 +0.0 3m10 +0.3 3m32 +0.3							
H	HUANG Meng-han (Tpe)	SEF /90	Chinese Taipei	00 _ET	4m52 (+3.0)		R6	682
	4m52 +3.0 X +2.2 X +1.9							
H	HUANG Yu-han (Tpe)	SEF /90	Chinese Taipei	00 _ET	3m63 (+2.3)		D5	495
	X +1.9 3m63 +2.3 X +3.2							
	AGUILAR GARCIA Selen (Esp)	SEF /90	Spain	00 _ET	DNS			
	DNS							
	OLSZOWKA Faye (Gbr)	SEF /90	Great Britain	00 _ET	DNS			
	DNS							
	GOMES SA Ceuzinha	SEF /02	France	00 I-F	NM (+1.1)			
	X +1.1							

Global Games 2023 - II1

275913

Vichy (Parc Omnisports P. Coulon) le 06 - 09 juin 2023

FFSA

Long Jump (09/06/2023) Final à 14h 00

1	OBANDO ASPRILLA Jhon (Col)	SEM /90	Colombia	00 _ET	6m86 (+1.3)	IR1	892
	6m76 +1.5 6m75 +1.5 6m82 +1.8 6m86 +1.3 X +1.3 6m60 +0.7						
2	CHALA ESPINOZA Rober (Ecu)	SEM /98	Ecuador	00 _ET	6m61 (+2.2)	IR2	839
	6m01 +2.7 6m29 +1.3 6m54 +0.5 6m26 +2.2 6m53 +0.9 6m61 +2.2						
3	CHOW Chi Wai (Hkg)	SEM /01	China Hong Kong	00 _ET	6m42 (+1.3)	IR3	799
	6m42 +1.3 X +1.1 X +2.3 3m22 +2.8 6m04 +0.4 X +2.8						
4	LUSH Josh (Nzl)	SEM /90	New Zeland	00 _ET	6m31 (+2.6)	IR4	775
	6m05 +2.3 5m93 +2.7 6m00 +3.1 6m10 +1.3 6m31 +2.6 X +2.4						
5	CUNHA Lenine (Por)	SEM /82	Portugal	00 _ET	6m30 (+1.5)	IR4	773
	6m20 +1.2 6m07 -1.7 X +2.3 X +2.6 6m24 +2.8 6m30 +1.5						
6	CHONG Kung Yuen (Hkg)	SEM /96	China Hong Kong	00 _ET	6m29 (+3.6)	R1	771
	6m07 +0.7 6m06 +0.7 5m82 +1.2 6m17 +3.1 6m15 +3.2 6m29 +3.6						
7	LOPEZ LUCIANO Jose C (Esp)	SEM /90	Spain	00 _ET	6m11 (+0.7)	R2	733
	6m11 +0.7 6m05 +1.5 5m66 +2.4 5m60 +2.8 X +2.6 5m84 +2.3						
8	TANG Nikki (Hkg)	SEM /98	China Hong Kong	00 _ET	5m90 (+2.6)	R4	689
	5m72 +1.1 3m87 +0.1 5m72 +1.4 5m60 +1.2 5m90 +2.6 5m45 +2.1						
9	CASTILLEJO BARRERA N (Esp)	SEM /90	Spain	00 _ET	5m71 (+0.8)	R5	649
	5m71 +0.8 5m41 +1.3 5m54 +1.8						
10	LARIVIERE Florian	SEM /90	France	00 I-F	5m63 (+0.8)	R6	633
	5m53 +1.3 5m63 +0.8 5m39 +2.2						
11	HENDY Lindsey (Aus)	SEM /90	Australia	00 _ET	5m58 (+0.3)	R6	622
	5m35 +2.4 5m58 +0.3 4m83 +2.4						
12	LLOYD Lleyton (Aus)	SEM /90	Australia	00 _ET	5m54 (+1.8)	R6	614
	5m30 +1.5 5m40 +1.9 5m54 +1.8						

Global Games 2023 - II1

275913

Vichy (Parc Omnisports P. Coulon) le 06 - 09 juin 2023

FFSA

Long Jump (08/06/2023) Concours 1 à 14h 00

1	OBANDO ASPRILLA Jhon (Col)	SEM /90	Colombia	00 _ET	6m71 (+1.0)	Q	860
	6m71 +1.0 -						
2	CHOW Chi Wai (Hkg)	SEM /01	China Hong Kong	00 _ET	6m46 (+1.9)	Q	807
	6m46 +1.9 -						
3	CHALA ESPINOZA Rober (Ecu)	SEM /98	Ecuador	00 _ET	6m44 (+2.2)	Q	803
	6m44 +2.2						
4	CUNHA Lenine (Por)	SEM /82	Portugal	00 _ET	6m39 (+0.6)	Q	792
	6m39 +0.6						
5	LUSH Josh (Nzl)	SEM /90	New Zeland	00 _ET	6m30 (+1.2)	Q	773
	6m30 +1.2						
6	LOPEZ LUCIANO Jose C (Esp)	SEM /90	Spain	00 _ET	6m23 (+0.8)	Q	759
	6m23 +0.8						
7	LARIVIERE Florian	SEM /90	France	00 I-F	6m06 (+1.2)	Q	723
	6m06 +1.2						
8	TANG Nikki (Hkg)	SEM /98	China Hong Kong	00 _ET	5m88 (+1.1)	q	685
	5m88 +1.1 -						
9	CHONG Kung Yuen (Hkg)	SEM /96	China Hong Kong	00 _ET	5m82 (+1.0)	q	672
	5m82 +1.0 -						
10	CASTILLEJO BARRERA N (Esp)	SEM /90	Spain	00 _ET	5m78 (+1.0)	q	664
	5m78 +1.0 5m77 +0.4 5m75 +0.5						
11	HENDY Lindsey (Aus)	SEM /90	Australia	00 _ET	5m47 (+1.5)	q	599
	5m12 +1.5 5m43 +1.2 5m47 +1.5						
12	LLOYD Lleyton (Aus)	SEM /90	Australia	00 _ET	5m34 (+2.0)	q	573
	4m92 +1.4 5m34 +2.0 5m32 +0.9						
13	CARR Blake (Aus)	SEM /90	Australia	00 _ET	4m89 (+0.9)		480
	4m89 +0.9 4m38 -0.1 X +0.0						
14	KONKLE Owen (Can)	SEM /90	Canada	00 _ET	4m71 (+1.6)		443
	X -0.7 4m71 +1.6 4m47 +0.9						
	MATTACKS Joel (Gbr)	SEM /90	Great Britain	00 _ET	DNS		
	- -						
	CARCELEN DELGADO Dam (Ecu)	SEM /98	Ecuador	00 _ET	DNS		
	- -						
	MIELCZAREK Mateusz (Pol)	SEM /90	Poland	00 _ET	DNS		
	- -						

Triple Jump (06/06/2023) Final à 14h 00

1	KUCHARCZYK Karolina (Pol)	SEF /90	Poland	00 _ET	12m19 (+1.4)		933
	12m13 +0.7 12m19 +1.4 11m56 +0.2 -						
2	FILIPE Ana (Por)	SEF /99	Portugal	00 _ET	11m44 (+0.0)		858
	X X X -0.3 11m44 +0.0 X +0.7 11m40 +1.1						
3	ZAZULIAK Olha (Ukr)	SEF /94	ukraine	00 _ET	10m52 (+1.0)		766
	10m38 +2.0 10m36 +1.9 10m18 +1.8 10m51 -2.0 10m52 +1.0 X +1.3						
4	AKIN Edanur (Tur)	SEF /90	Turkey	00 _ET	9m80 (+1.0)		695
	9m47 +0.7 9m49 +1.1 9m69 +0.7 9m80 +1.0 9m24 +0.9 9m59 +1.3						
5	ERIKSSON Emma (Swe)	SEF /93	Sweden	00 _ET	9m07 (-0.9)		623
	9m07 -0.9 8m96 -0.4 X +0.7 X -0.3 X -						

Triple Jump (06/06/2023) Final à 14h 00

1	CUNHA Lenine (Por)	SEM /82	Portugal	00 _ET	13m20 (+2.0)		766
	X 12m75 +1.1 X +0.1 13m20 +2.0 X X						
2	CASTILLEJO BARRERA N (Esp)	SEM /90	Spain	00 _ET	12m69 (+1.5)		714
	12m29 +0.6 12m69 +1.5 12m58 +0.3 12m57 +0.8 X -0.5 X +1.3						
3	MENGUAL Sebastien	SEM /93	France	00 I-F	10m01 (+0.6)		442
	10m01 +0.6 X X						

Global Games 2023 - II1

275913

Vichy (Parc Omnisports P. Coulon) le 06 - 09 juin 2023

FFSA

Shot Put (4 Kg) (07/06/2023) Final à 17h 15

1	MENDES SANCHEZ Polet (Ecu)	SEF /90	Ecuador	00 _ET	13m29	N3	789
	12m83 12m68 12m92 12m93 12m87 13m29						
2	PADILLA LARA Grecely (Ecu)	SEF /01	Ecuador	00 _ET	13m07	N3	776
	12m45 13m00 12m05 11m73 11m93 13m07						
3	SHPACHYNSKA Viktorii (Ukr)	SEF /90	ukraine	00 _ET	12m98	N4	770
	11m84 12m19 12m98 X 12m90 X						
4	ABGLEMAGNON Gloria	SEF /97	France	00 I-F	12m36	N4	732
	11m92 12m16 X 11m98 12m36 -						
5	PIVEN Svitlana (Ukr)	SEF /90	ukraine	00 _ET	12m10	N4	716
	X 11m57 X 11m79 12m10 11m94						
6	YILDIRIM Eda (Tur)	SEF /90	Turkey	00 _ET	11m90	IR1	703
	11m83 10m74 X 11m47 11m90 11m75						
7	KESKIN Ebrar (Tur)	SEF /90	Turkey	00 _ET	11m81	IR1	698
	X 10m26 11m81 11m14 11m61 X						
8	FERNADEZ Inês (Por)	SEF /90	Portugal	00 _ET	10m45	IR4	614
	10m45 10m05 10m19 10m25 10m21 10m22						
9	AOUSTIN Beatrice	SEF /02	France	00 I-F	10m29	R1	604
	9m70 10m29 9m90						
10	RODGERS Annabelle (Aus)	SEF /90	Australia	00 _ET	10m00	R1	586
	10m00 9m41 9m69						
11	SIGURJONSDOTTIR Gudr (Isl)	SEF /90	Iceland	00 _ET	9m44	R3	552
	9m02 9m10 9m44						
12	MASIA Chiara (Ita)	SEF /90	Italy	00 _ET	8m86	R4	516
	8m57 8m75 8m86						

Shot Put (4 Kg) (06/06/2023) Concours 1 à 15h 30

1	SHPACHYNSKA Viktorii (Ukr)	SEF /90	ukraine	00 _ET	11m79	Q	697
	11m79						
2	YILDIRIM Eda (Tur)	SEF /90	Turkey	00 _ET	11m76	Q	695
	11m76						
3	PIVEN Svitlana (Ukr)	SEF /90	ukraine	00 _ET	11m71	Q	692
	11m71						
4	KESKIN Ebrar (Tur)	SEF /90	Turkey	00 _ET	11m57	Q	683
	11m57						
5	ABGLEMAGNON Gloria	SEF /97	France	00 I-F	11m45	Q	676
	X 11m45						
6	MENDES SANCHEZ Polet (Ecu)	SEF /90	Ecuador	00 _ET	11m02	Q	649
	11m02						
7	PADILLA LARA Grecely (Ecu)	SEF /01	Ecuador	00 _ET	10m71	Q	630
	10m71						
8	RODGERS Annabelle (Aus)	SEF /90	Australia	00 _ET	10m57	Q	621
	10m57						
9	FERNADEZ Inês (Por)	SEF /90	Portugal	00 _ET	10m16	Q	R1 596
10	AOUSTIN Beatrice	SEF /02	France	00 I-F	9m92		581
	9m44 9m82 9m92						
11	SIGURJONSDOTTIR Gudr (Isl)	SEF /90	Iceland	00 _ET	9m21		537
	8m53 9m21 8m91						
12	MASIA Chiara (Ita)	SEF /90	Italy	00 _ET	8m88		517
	8m48 8m79 8m88						
13	WAKEFIELD Lillee (Aus)	SEF /90	Australia	00 _ET	8m02		464
	8m02 7m59 7m85						
14	MATHERS Rebecca (Aus)	SEF /90	Australia	00 _ET	6m17		350
	X 6m17 X						
	BRITO SANTOS Luciele (Bra)	SEF /90	Brazil	00 _ET	DNS		

Global Games 2023 - II1

275913

Vichy (Parc Omnisports P. Coulon) le 06 - 09 juin 2023

FFSA

Shot Put (7 Kg) (07/06/2023) Final 1 à 15h 30

1	KOVAL Maksym (Ukr)	SEM /90	ukraine	00 _ET	17m47	N1	970
	17m34 X 17m47 16m90 X -						
2	YAROVYI Oleksandr (Ukr)	SEM /90	ukraine	00 _ET	16m56	N2	916
	16m08 16m56 X 15m91 X X						
3	CONGO VILLALBA Jordi (Ecu)	SEM /90	Ecuador	00 _ET	15m29	N3	841
	14m74 15m29 X X X 14m40						
4	MEISSONNIER Soane	SEM /03	France	00 I-F	14m80	N4	812
	13m93 14m66 X 14m80 13m89 13m37						
5	MOSQUERA CONGO Stali (Ecu)	SEM /90	Ecuador	00 _ET	14m58	N4	799
	14m46 14m58 X X X X						
6	YEPEZ GUAMAN Frank P (Ecu)	SEM /90	Ecuador	00 _ET	14m49	N4	793
	14m49 14m29 - -						
7	RYDZKOWSKI Piotr (Pol)	SEM /90	Poland	00 _ET	12m36	R1	667
	X 11m51 X 12m09 12m35 12m36						
8	WALCZAK Lukasz (Pol)	SEM /90	Poland	00 _ET	12m08	R1	651
	12m08 11m87 12m00 10m39 11m94 11m98						
9	FERNANDES DOS SANTOS (Bra)	SEM /92	Brazil	00 _ET	11m03	R3	589
	11m03 - -						
10	PLASCENCIA Rodolfo (Mex)	SEM /90	Mexico	00 _ET	10m57	R4	562
	9m73 10m57 X						
	TUCKER Christopher (Usa)	SEM /90	United States	00 _ET	DNS		
	DNS						
	MAICON SANTOS ROSSI (Bra)	SEM /90	Brazil	00 _ET	DNS		
	DNS						

Global Games 2023 - II1

275913

Vichy (Parc Omnisports P. Coulon) le 06 - 09 juin 2023

FFSA

Shot Put (7 Kg) (06/06/2023) Concours 1 à 14h 00

1	KOVAL Maksym (Ukr) 16m32	SEM /90	ukraine	00 _ET	16m32	Q	902
2	YAROVYI Oleksandr (Ukr) 15m07	SEM /90	ukraine	00 _ET	15m07	Q	828
3	CONGO VILLALBA Jordi (Ecu) 14m60	SEM /90	Ecuador	00 _ET	14m60	Q	800
4	MOSQUERA CONGO Stali (Ecu) X 14m21	SEM /90	Ecuador	00 _ET	14m21	Q	777
5	MEISSONNIER Soane 13m42	SEM /03	France	00 I-F	13m42	Q	730
6	YEPEZ GUAMAN Frank P (Ecu) X 12m95	SEM /90	Ecuador	00 _ET	12m95	Q	702
7	RYDZKOWSKI Piotr (Pol) 12m31	SEM /90	Poland	00 _ET	12m31	Q	664
8	WALCZAK Lukasz (Pol) 10m65 11m95	SEM /90	Poland	00 _ET	11m95	Q	643
9	FERNANDES DOS SANTOS (Bra) 11m65	SEM /92	Brazil	00 _ET	11m65	Q	625
10	MAICON SANTOS ROSSI (Bra) 11m35 X 10m87	SEM /90	Brazil	00 _ET	11m35		608
11	PLASCENCIA Rodolfo (Mex) 11m09 10m32 10m93	SEM /90	Mexico	00 _ET	11m09		592
12	TUCKER Christopher (Usa) 9m92 10m75 9m87	SEM /90	United States	00 _ET	10m75		572
13	CASADEI Luigi (Ita) 9m10 9m55 10m14	SEM /90	Italy	00 _ET	10m14		536
14	GRABIASZ Kacper (Pol) X X 9m85	SEM /90	Poland	00 _ET	9m85		519
15	CONNORS Jack (Aus) 9m82 9m62 9m19	SEM /99	Australia	00 _ET	9m82		518
16	- Aman (Ind) 7m55 8m09 8m06	SEM /90	India	00 _ET	8m09		416
17	PEREZ CARRERA Franci (Esp) 7m12 7m97 X	SEM /90	Spain	00 _ET	7m97		409

Global Games 2023 - II1

275913

Vichy (Parc Omnisports P. Coulon) le 06 - 09 juin 2023

FFSA

Discus (1,0 Kg) / TCF (07/06/2023) Final à 10h 30

1	ABGLEMAGNON Gloria	SEF /97	France	00 I-F	43m52	N3	769
	43m33 43m52 42m61 40m45 42m67 X						
2	MENDES SANCHEZ Polet (Ecu)	SEF /90	Ecuador	00 _ET	41m43	N4	731
	41m43 41m30 38m42 38m60 38m30 -						
3	PIVEN Svitlana (Ukr)	SEF /90	ukraine	00 _ET	37m78	IR2	664
	X 36m71 37m78 36m94 X 37m34						
4	FERNADEZ Inês (Por)	SEF /90	Portugal	00 _ET	34m73	IR4	608
	X 34m73 33m28 X 29m92 34m10						
5	MASIA Chiara (Ita)	SEF /90	Italy	00 _ET	33m06	R1	578
	30m32 X 30m93 30m90 X 33m06						
6	YILDIRIM Eda (Tur)	SEF /90	Turkey	00 _ET	29m62	R3	515
	29m62 27m01 X						
7	BRITO SANTOS Luciele (Bra)	SEF /90	Brazil	00 _ET	29m60	R3	515
	27m05 29m60 26m54 22m82 22m95 26m52						
8	SIGURJONSDOTTIR Gudr (Isl)	SEF /90	Iceland	00 _ET	28m70	R4	499
	26m45 27m07 X 26m42 27m17 28m70						
9	WAKEFIELD Lillee (Aus)	SEF /90	Australia	00 _ET	24m50	D2	422
	X 23m20 24m03 24m50 22m80 22m85						
10	MATHERS Rebecca (Aus)	SEF /90	Australia	00 _ET	23m20	D2	399
	21m88 23m20 22m58						
11	PADILLA LARA Grecely (Ecu)	SEF /01	Ecuador	00 _ET	22m39	D3	384
	X 22m39 -						
	YANNAYON Alison (Mex)	SEF /90	Mexico	00 _ET	DNS		
	DNS						

Discus (1,0 Kg) / TCF (06/06/2023) Concours 1 à 19h 35

1	ABGLEMAGNON Gloria	SEF /97	France	00 I-F	38m74	Q	IR1	681
	X 38m74 -							
2	PIVEN Svitlana (Ukr)	SEF /90	ukraine	00 _ET	35m31	Q	IR3	619
	35m31 - -							
3	FERNADEZ Inês (Por)	SEF /90	Portugal	00 _ET	33m75	Q	R1	591
	33m75 - -							
4	MENDES SANCHEZ Polet (Ecu)	SEF /90	Ecuador	00 _ET	32m58	Q	R1	569
	32m58 - -							
5	YILDIRIM Eda (Tur)	SEF /90	Turkey	00 _ET	30m26	Q	R2	527
	29m20 30m26 -							
6	MASIA Chiara (Ita)	SEF /90	Italy	00 _ET	30m13	Q	R2	525
	30m13 - -							
7	PADILLA LARA Grecely (Ecu)	SEF /01	Ecuador	00 _ET	27m74		R5	481
	23m52 X 27m74							
8	SIGURJONSDOTTIR Gudr (Isl)	SEF /90	Iceland	00 _ET	27m65		R5	480
	23m20 27m25 27m65							
9	BRITO SANTOS Luciele (Bra)	SEF /90	Brazil	00 _ET	27m06		R5	469
	27m06 X 26m07							
10	WAKEFIELD Lillee (Aus)	SEF /90	Australia	00 _ET	23m19		D2	399
	23m19 20m47 22m96							
11	MATHERS Rebecca (Aus)	SEF /90	Australia	00 _ET	21m43		D3	367
	20m20 21m43 X							
12	YANNAYON Alison (Mex)	SEF /90	Mexico	00 _ET	16m71		D6	281
	16m71 X X							
	SHPACHYNSKA Viktorii (Ukr)	SEF /90	ukraine	00 _ET	NM			
	X X X							
	RODGERS Annabelle (Aus)	SEF /90	Australia	00 _ET	NM			
	X X X							
	KESKIN Ebrar (Tur)	SEF /90	Turkey	00 _ET	NM			
	X - -							

Global Games 2023 - II1

275913

Vichy (Parc Omnisports P. Coulon) le 06 - 09 juin 2023

FFSA

Discus (2.0 Kg) / TCM (07/06/2023) Final à 09h 00

Rang	Nom (Pays)	Série	Pays	Score	Points
1	KOVAL Maksym (Ukr)	SEM /90	ukraine	00 _ET	45m85 801
	45m85 X 44m29 45m32 42m85 -				
2	MOSQUERA CONGO Stali (Ecu)	SEM /90	Ecuador	00 _ET	44m87 783
	40m91 42m35 44m87 X X 43m26				
3	MEISSONNIER Soane	SEM /03	France	00 I-F	38m02 658
	38m02 37m00 37m92 33m95 X 33m89				
4	YAROVYI Oleksandr (Ukr)	SEM /90	ukraine	00 _ET	37m07 641
	35m93 35m51 35m70 28m75 X 37m07				
5	CONGO VILLALBA Jordi (Ecu)	SEM /90	Ecuador	00 _ET	36m57 632
	35m53 35m03 36m57 X 35m10 35m20				
6	PLASCENCIA Rodolfo (Mex)	SEM /90	Mexico	00 _ET	34m49 594
	33m22 32m20 32m24 34m49 27m86 33m19				
7	CONNORS Jack (Aus)	SEM /99	Australia	00 _ET	33m12 569
	31m32 31m68 31m40 31m70 31m46 33m12				
8	DE SENA Rafael (Bra)	SEM /90	Brazil	00 _ET	31m10 533
	31m10 30m37 X X 23m63 X				
9	MAICON SANTOS ROSSI (Bra)	SEM /90	Brazil	00 _ET	30m82 528
	X 30m82 X				
10	CANNING Malachi (Aus)	SEM /90	Australia	00 _ET	26m24 445
	26m24 24m77 26m20				
	YOUSSEF Omar (Egy)	SEM /90	Egypt	00 _ET	DNS
	- - -				
	CARR Blake (Aus)	SEM /90	Australia	00 _ET	NM
	X X X				

Global Games 2023 - II1

275913

Vichy (Parc Omnisports P. Coulon) le 06 - 09 juin 2023

FFSA

Discus (2.0 Kg) / TCM (06/06/2023) Concours 1 à 18h 00

1	KOVAL Maksym (Ukr) 42m44	SEM /90	ukraine	00 _ET	42m44	Q	739
2	MOSQUERA CONGO Stali (Ecu) 41m51	SEM /90	Ecuador	00 _ET	41m51	Q	722
3	MEISSONNIER Soane 38m56	SEM /03	France	00 I-F	38m56	Q	668
4	CONGO VILLALBA Jordi (Ecu) X X 37m16	SEM /90	Ecuador	00 _ET	37m16	Q	643
5	YAROVYI Oleksandr (Ukr) 32m19 36m00	SEM /90	ukraine	00 _ET	36m00	Q	622
6	MAICON SANTOS ROSSI (Bra) 34m92 - -	SEM /90	Brazil	00 _ET	34m92		602
7	PLASCENCIA Rodolfo (Mex) 27m59 28m49 33m75	SEM /90	Mexico	00 _ET	33m75		581
8	CONNORS Jack (Aus) 33m58 X 32m58	SEM /99	Australia	00 _ET	33m58		578
9	DE SENA Rafael (Bra) 30m42 - -	SEM /90	Brazil	00 _ET	30m42		520
10	CARR Blake (Aus) X X 26m80	SEM /90	Australia	00 _ET	26m80		455
11	CANNING Malachi (Aus) 25m19 23m84 19m03	SEM /90	Australia	00 _ET	25m19		426
12	YOUSSEF Omar (Egy) 23m84 23m14 25m01	SEM /90	Egypt	00 _ET	25m01		422
13	GRABIASZ Kacper (Pol) 24m91 9m54 X	SEM /90	Poland	00 _ET	24m91		421
14	DE LA CRUZ RODRIGUEZ (Esp) 23m95 19m38 X	SEM /90	Spain	00 _ET	23m95		403
15	TISSARI Jani (Fin) X 22m85 X	SEM /90	Finland	00 _ET	22m85		383
16	- Aman (Ind) 21m57 X 21m65	SEM /90	India	00 _ET	21m65		362
	WALCZAK Lukasz (Pol) X X X	SEM /90	Poland	00 _ET		NM	

Hammer (4 Kg) / TCF (09/06/2023) Final à 14h 00

1	MASIA Chiara (Ita) 35m06 37m07 36m31 36m31 35m11 X	SEF /90	Italy	00 _ET	37m07	R2	564
2	FERNADEZ Inês (Por) X X 31m60 35m29 34m87 36m24	SEF /90	Portugal	00 _ET	36m24	R3	551
3	WAKEFIELD Lillee (Aus) 32m53 34m36 33m27 34m05 35m93 36m11	SEF /90	Australia	00 _ET	36m11	R3	549
4	YILDIRIM Eda (Tur) 33m25 32m90 31m09 X 33m23 32m12	SEF /90	Turkey	00 _ET	33m25	R4	503
5	PADILLA LARA Grecely (Ecu) 28m49 28m67 31m82 30m32 30m97 X	SEF /01	Ecuador	00 _ET	31m82	R5	481
6	SIGURJONSDOTTIR Gudr (Isl) 26m50 29m51 X X 30m57 X	SEF /90	Iceland	00 _ET	30m57	R6	461
7	YANNAYON Alison (Mex) 21m70 21m52 22m41 21m34 24m35 21m95	SEF /90	Mexico	00 _ET	24m35	D3	362
8	MATHERS Rebecca (Aus) 18m68 X 18m70 18m72 18m15 19m05	SEF /90	Australia	00 _ET	19m05	D5	278
	AOUSTIN Beatrice X X X	SEF /02	France	00 I-F		NM	

Global Games 2023 - II1

275913

Vichy (Parc Omnisports P. Coulon) le 06 - 09 juin 2023

FFSA

Hammer (7 Kg) / TCM (09/06/2023) Final à 14h 00

1	YEPEZ GUAMAN Frank P (Ecu)	SEM /90	Ecuador	00 _ET	30m82	443
	26m63 X X 25m04 X 30m82					
2	BALOURDET Mickael	SEM /97	France	00 I-F	30m44	437
	29m03 29m41 29m87 29m73 28m64 30m44					

Javelin (600 G) / TCF (08/06/2023) Final à 11h 15

1	KAWAGUCHI Honami (Jpn)	SEF /90	Japan	00 _ET	40m97	N4	727
	39m45 36m88 40m97 37m06 38m85 37m55						
2	PIVEN Svithana (Ukr)	SEF /90	ukraine	00 _ET	36m97	IR2	653
	32m55 35m71 34m99 34m52 34m65 36m97						
3	YILDIRIM Eda (Tur)	SEF /90	Turkey	00 _ET	29m19	R3	511
	29m19 27m34 27m70 27m91 25m73 28m18						
4	VANEGAS RAMIREZ Jhon (Col)	SEF /06	Colombia	00 _ET	25m74	D1	448
	23m00 24m00 25m37 25m65 24m89 25m74						
5	COOPER Ebonie (Aus)	SEF /90	Australia	00 _ET	23m60	D2	409
	23m28 20m50 19m80 19m42 23m60 21m32						
6	RODGERS Annabelle (Aus)	SEF /90	Australia	00 _ET	23m41	D2	405
	22m79 23m41 21m74 22m14 22m40 22m14						
7	MASIA Chiara (Ita)	SEF /90	Italy	00 _ET	22m68	D3	392
	X 21m68 22m68 20m45 21m47 22m22						
8	MATHERS Rebecca (Aus)	SEF /90	Australia	00 _ET	21m53	D3	371
	X 20m65 21m53 21m38 20m15 19m60						
9	FERNADEZ Inês (Por)	SEF /90	Portugal	00 _ET	18m87	D5	323
	17m52 17m62 18m87						

Javelin (800 G) / TCM (09/06/2023) Final à 09h 00

1	CASADEI Luigi (Ita)	SEM /90	Italy	00 _ET	52m73	715
	47m30 49m20 52m73 48m69 50m67 38m84					
2	DE SENA Rafael (Bra)	SEM /90	Brazil	00 _ET	50m49	683
	45m16 50m49 49m55 49m45 47m65 X					
3	RYDZKOWSKI Piotr (Pol)	SEM /90	Poland	00 _ET	50m13	678
	42m22 44m46 49m51 46m20 50m13 50m05					
4	KOVAL Maksym (Ukr)	SEM /90	ukraine	00 _ET	47m00	634
	42m47 X 44m72 47m00 X 44m06					
5	MEISSONNIER Soane	SEM /03	France	00 I-F	43m94	591
	42m53 43m94 43m37 42m83 41m72					
6	TISSARI Jani (Fin)	SEM /90	Finland	00 _ET	40m15	538
	37m67 39m43 X 40m15 38m35 X					
7	FERNANDES DOS SANTOS (Bra)	SEM /92	Brazil	00 _ET	40m02	536
	40m02 39m89 38m95 - -					
8	DE LA CRUZ RODRIGUEZ (Esp)	SEM /90	Spain	00 _ET	39m55	530
	39m10 39m50 38m46 36m74 39m55 35m43					
9	CANNING Malachi (Aus)	SEM /90	Australia	00 _ET	34m87	464
	34m87 X 32m68					
10	YOUSSEF Omar (Egy)	SEM /90	Egypt	00 _ET	30m99	410
	29m09 X 30m99					
11	- Aman (Ind)	SEM /90	India	00 _ET	17m69	224
	X 17m69 X					
12	D'ABRERA Timothy (Aus)	SEM /91	Australia	00 _ET	17m07	215
	16m40 15m61 17m07					

5 000m Walk / TCF (08/06/2023) Final à 09h 01

1	DREUX Virgine	SEF /88	France	00 I-F	32'00"20	R4	481
2	SILVA Joana (Por)	SEF /90	Portugal	00 _ET	33'32"39	R6	412

Global Games 2023 - II1

275913

Vichy (Parc Omnisports P. Coulon) le 06 - 09 juin 2023

FFSA

5 000m Walk / TCM (08/06/2023) Final à 09h 01

1	GAUDRE Martin	SEM /04	France	00 I-F	22'54"41	N4	837
2	ROLL Alfonso (Por)	SEM /90	Portugal	00 _ET	28'52"42	R6	460

Global Games 2023 - II1

Vichy le 06/06/2023

Podium

100m / TCF

Mondial

Champion(ne)	12"26(+0.8)	SHULIAR Yuliia (Ukr)	ukraine	SE	_ET 000
Vice champion(ne)	12"70(+0.8)	KATO Akane (Jpn)	Japan	SE	_ET 000
3ème (place)	12"72(+0.8)	OLSZOWKA Faye (Gbr)	Great Britain	SE	_ET 000

200m / SEF

Mondial

Champion(ne)	25"17(-1.1)	SHULIAR Yuliia (Ukr)	ukraine	SE	_ET 000
Vice champion(ne)	25"27(-1.1)	JEEVANJI Deepthi (Ind)	India	SE	_ET 000
3ème (place)	26"43(-1.1)	FELIX BARBOSA DA SIL Jard	Brazil	SE	_ET 000

400m / TCF

Mondial

Champion(ne)	56"25	SHULIAR Yuliia (Ukr)	ukraine	SE	_ET 000
Vice champion(ne)	58"07	JEEVANJI Deepthi (Ind)	India	SE	_ET 000
3ème (place)	59"42	ANGULO MINA Lizanshela Ya	Ecuador	SE	_ET 000

800m / SEF

Mondial

Champion(ne)	2'17"82	BIEGANOWSKA- ZAJAC Barb	Poland	SE	_ET 000
Vice champion(ne)	2'36"80	GEZER Muhsine (Tur)	Turkey	SE	_ET 000
3ème (place)	2'56"81	CHAN Sok leng (Mac)	Macau	SE	_ET 000

1 500m / TCF

Mondial

Champion(ne)	4'32"39	BIEGANOWSKA- ZAJAC Barb	Poland	SE	_ET 000
Vice champion(ne)	4'36"77	DA SILVA BARROS Antonia K	Brazil	SE	_ET 000
3ème (place)	4'41"10	DANYLINA Liudmyla (Ukr)	ukraine	SE	_ET 000

3 000m / TCF

Mondial

Champion(ne)	10'32"52	DANYLINA Liudmyla (Ukr)	ukraine	SE	_ET 000
Vice champion(ne)	10'43"40	KANDYBA Iryna (Ukr)	ukraine	SE	_ET 000
3ème (place)	11'01"11	BODZIONY Anna (Pol)	Poland	SE	_ET 000

5 000m / TCF

Mondial

Champion(ne)	18'37"90	RIVERA Martha (Mex)	Mexico	SE	_ET 000
Vice champion(ne)	18'56"38	ARI Misaki (Jpn)	Japan	SE	_ET 000
3ème (place)	19'22"45	KANDYBA Iryna (Ukr)	ukraine	SE	_ET 000

100m Hurdles (84) / TCF

Mondial

Champion(ne)	14"49(-1.3)	KUCHARCZYK Karolina (Pol)	Poland	SE	_ET 000
Vice champion(ne)	15"96(-1.3)	GOMES SA Ceuzinha	France	SE	I-F 000
3ème (place)	16"94(-1.3)	FILIPE Ana (Por)	Portugal	SE	_ET 000

400m Hurdles (76) / TCF**Mondial**

Champion(ne)	75"66	SCHWEITZER Stephanie (Aus)	Australia	SE	_ET 000
Vice champion(ne)	79"10	ROMAN ORTIZ Nahikari (Esp)	Spain	SE	_ET 000
3ème (place)	80"97	ALTIN Fatma Damla (Tur)	Turkey	SE	_ET 000

3000m Steeple (76) / TCF**Mondial**

Champion(ne)	14'27"80	BYRT Eliesha (Aus)	Australia	SE	_ET 000
--------------	----------	--------------------	-----------	----	---------

High jump / TCF**Mondial**

Champion(ne)	1m63	MURAVSKA Ruslana (Ukr)	ukraine	SE	_ET 000
Vice champion(ne)	1m60	ALTIN Fatma Damla (Tur)	Turkey	SE	_ET 000
3ème (place)	1m54	FILIFE Ana (Por)	Portugal	SE	_ET 000

Long jump / TCF**Mondial**

Champion(ne)	6m13(+1.9)	KUCHARCZYK Karolina (Pol)	Poland	SE	_ET 000
Vice champion(ne)	5m59(+3.5)	FELIX BARBOSA DA SIL Jard	Brazil	SE	_ET 000
3ème (place)	5m49(+1.3)	BAYRAK Esra (Tur)	Turkey	SE	_ET 000

Triple jump / TCF**Mondial**

Champion(ne)	12m19(+1.4)	KUCHARCZYK Karolina (Pol)	Poland	SE	_ET 000
Vice champion(ne)	11m44(+0.0)	FILIFE Ana (Por)	Portugal	SE	_ET 000
3ème (place)	10m52(+1.0)	ZAZULIAK Olha (Ukr)	ukraine	SE	_ET 000

Shot put (4 Kg) / TCF**Mondial**

Champion(ne)	13m29	MENDES SANCHEZ Poeth I	Ecuador	SE	_ET 000
Vice champion(ne)	13m07	PADILLA LARA Grecely Eliany (Ecuador	SE	_ET 000
3ème (place)	12m98	SHPACHYNSKA Viktoriia (Ukr)	ukraine	SE	_ET 000

Discus (1,0 Kg) / TCF**Mondial**

Champion(ne)	43m52	ABGLEMAGNON Gloria	France	SE	I-F 000
Vice champion(ne)	41m43	MENDES SANCHEZ Poeth I	Ecuador	SE	_ET 000
3ème (place)	37m78	PIVEN Svitlana (Ukr)	ukraine	SE	_ET 000

Hammer (4 Kg) / TCF**Mondial**

Champion(ne)	37m07	MASIA Chiara (Ita)	Italy	SE	_ET 000
Vice champion(ne)	36m24	FERNADEZ Inês (Por)	Portugal	SE	_ET 000
3ème (place)	36m11	WAKEFIELD Lillie (Aus)	Australia	SE	_ET 000

Javelin (600 G) / TCF**Mondial**

Champion(ne)	40m97	KAWAGUCHI Honami (Jpn)	Japan	SE	_ET 000
Vice champion(ne)	36m97	PIVEN Svitlana (Ukr)	ukraine	SE	_ET 000
3ème (place)	29m19	YILDIRIM Eda (Tur)	Turkey	SE	_ET 000

5 000m Walk / TCF

Mondial

Champion(ne)	32'00"20	DREUX Virgine	France	SE	I-F 000
Vice champion(ne)	33'32"39	SILVA Joana (Por)	Portugal	SE	_ET 000

100m / TCM

Mondial

Champion(ne)	10"98	USUKI Daigo (Jpn)	Japan	SE	_ET 000
Vice champion(ne)	11"01	OLIVEIRA Igor (Por)	Portugal	SE	_ET 000
3ème (place)	11"01	DI MAGGIO Raffaele (Ita)	Italy	SE	_ET 000

200m / TCM

Mondial

Champion(ne)	22"39(-2.7)	USUKI Daigo (Jpn)	Japan	SE	_ET 000
Vice champion(ne)	22"43(-2.7)	OLIVEIRA Igor (Por)	Portugal	SE	_ET 000
3ème (place)	22"54(-2.7)	DI MAGGIO Raffaele (Ita)	Italy	SE	_ET 000

400m / TCM

Mondial

Champion(ne)	48"40	RODRIGUEZ RAMIREZ Deli	Spain	SE	_ET 000
Vice champion(ne)	48"46	OBANDO ASPRILLA Jhon Se	Colombia	SE	_ET 000
3ème (place)	48"74	COLORADO MINA Anderson A	Ecuador	SE	_ET 000

800m / SEM

Mondial

Champion(ne)	1'52"61	DIENG Ndiaga (Ita)	Italy	SE	_ET 000
Vice champion(ne)	1'52"75	BAESSA Sandro (Por)	Portugal	SE	_ET 000
3ème (place)	1'55"55	RODRIGUEZ RODRIGUEZ Di	Spain	SE	_ET 000

1 500m / TCM

Mondial

Champion(ne)	3'54"45	DIENG Ndiaga (Ita)	Italy	SE	_ET 000
Vice champion(ne)	3'55"05	BAESSA Sandro (Por)	Portugal	SE	_ET 000
3ème (place)	3'55"33	VOLUIKEVYCH Pavlo (Ukr)	ukraine	SE	_ET 000

5 000m / SEM

Mondial

Champion(ne)	14'54"76	VOLUIKEVYCH Pavlo (Ukr)	ukraine	SE	_ET 000
Vice champion(ne)	15'08"28	GEFFROY Gael	France	SE	I-F 000
3ème (place)	15'11"08	MORITA Kazuhiro (Jpn)	Japan	SE	_ET 000

10 000m / TCM

Mondial

Champion(ne)	32'11"18	TAKAYAMA Yudai (Jpn)	Japan	SE	_ET 000
Vice champion(ne)	32'15"17	KIMURA Tomoya (Jpn)	Japan	SE	_ET 000
3ème (place)	32'42"98	MORITA Kazuhiro (Jpn)	Japan	SE	_ET 000

110m Hurdles (91) / TCM

Mondial

Champion(ne)	15"53(-0.9)	BILENKO Vasyl (Ukr)	ukraine	SE	_ET 000
Vice champion(ne)	19"03(-0.9)	PEREZ CARRERA Francisco (Spain	SE	_ET 000
3ème (place)	20"14(-0.9)	CARR Blake (Aus)	Australia	SE	_ET 000

400m Hurdles (84) / TCM

Mondial

Champion(ne)	57"58	BILENKO Vasyl (Ukr)	ukraine	SE _ET 000
Vice champion(ne)	57"87	MANN Riley (Aus)	Australia	SE _ET 000
3ème (place)	59"03	BAESSA Sandro (Por)	Portugal	SE _ET 000

3000m Steeple (91) / TCM

Mondial

Champion(ne)	9'47"29	KOMAROVSKYI Anton (Ukr)	ukraine	SE _ET 000
Vice champion(ne)	10'05"89	FERNANDO Sam (Gbr)	Great Britain	SE _ET 000
3ème (place)	10'08"48	MARTINEZ MOROTE Jose (E)	Spain	SE _ET 000

High jump / SEM

Mondial

Champion(ne)	1m73	TUCKER Christopher (Usa)	United States	SE _ET 000
Vice champion(ne)	1m68	BEZVERKHOV Kyrylo (Ukr)	ukraine	SE _ET 000
3ème (place)	1m68	CUNHA Lenine (Por)	Portugal	SE _ET 000

Pol vault / TCM

Mondial

Champion(ne)	2m40	PEREZ CARRERA Francisco (Spain	SE _ET 000
Vice champion(ne)	2m00	D'ABRERA Timothy (Aus)	Australia	SE _ET 000

Long jump / TCM

Mondial

Champion(ne)	6m86(+1.3)	OBANDO ASPRILLA Jhon Se	Colombia	SE _ET 000
Vice champion(ne)	6m61(+2.2)	CHALA ESPINOZA Roberto C	Ecuador	SE _ET 000
3ème (place)	6m42(+1.3)	CHOW Chi Wai (Hkg)	China Hong Kong	SE _ET 000

Triple jump / TCM

Mondial

Champion(ne)	13m20(+2.0)	CUNHA Lenine (Por)	Portugal	SE _ET 000
Vice champion(ne)	12m69(+1.5)	CASTILLEJO BARRERA Nico	Spain	SE _ET 000
3ème (place)	10m01(+0.6)	MENGUAL Sebastien	France	SE I-F 000

Discus (2.0 Kg) / TCM

Mondial

Champion(ne)	45m85	KOVAL Maksym (Ukr)	ukraine	SE _ET 000
Vice champion(ne)	44m87	MOSQUERA CONGO Stalin D	Ecuador	SE _ET 000
3ème (place)	38m02	MEISSONNIER Soane	France	SE I-F 000

Hammer (7 Kg) / TCM

Mondial

Champion(ne)	30m82	YEPEZ GUAMAN Frank Peter (Ecuador	SE _ET 000
Vice champion(ne)	30m44	BALOURDET Mickael	France	SE I-F 000

Javelin (800 G) / TCM

Mondial

Champion(ne)	52m73	CASADEI Luigi (Ita)	Italy	SE _ET 000
Vice champion(ne)	50m49	DE SENA Rafael (Bra)	Brazil	SE _ET 000
3ème (place)	50m13	RYDZKOWSKI Piotr (Pol)	Poland	SE _ET 000

5 000m Walk / TCM

Mondial

Champion(ne)	22'54"41	GAUDRE Martin	France	SE	I-F 000
Vice champion(ne)	28'52"42	ROLL Alfonso (Por)	Portugal	SE	_ET 000

102 podium(s) validé(s) - 0 proposé(s) non validé(s)



virtus
Global Games
Vichy FRANCE 2023

Basket-Ball Competition Results



Basket-Ball**Monday 5 June 2023**

Time	Event	Score
8:30	G1 Men A - Portugal Vs Japan	78-50
10:30	G2 Men B- France Vs USA	121-53
14:00	Women - Australia 1 Vs Japan	20-18
14:45	Women - France Vs Australia 2	3-8
16:30	Women - Australia 2 Vs Australia 1	5-12
17:15	Women - Japan Vs France	20-10

Basket-Ball**Tuesday 6 June 2023**

Time	Event	Score
8:30	Women - Australia 1 Vs France	19-5
9:15	Women - Japan Vs Australia 2	17-14
11:30	Women - Australia 1 Vs Japan	12-13
12:15	Women - France Vs Australia 2	8-13
14:00	G3 Men A - Poland Vs Japan	51-99
16:00	G4 Men B - Australia Vs USA	138-28

Basket-Ball**Wednesday 7 June 2023**

Time	Event	Score
8:30	G5 Men A - Portugal Vs Poland	87-35
10:30	G6 Men B - France Vs Australia	66-93
14:00	Women - Australia 2 Vs Australia 1	10-21
14:45	Women - Japan Vs France	19-13
16:30	Women - Australia 1 Vs France	18-8
17:15	Women - Japan Vs Australia 2	19-8

Basket-Ball**Thursday 8 June 2023**

Time	Event	Score
10:00	G7 Men A #1 Vs Men B #3 Portugal- USA	88-51
14:00	G8 Men B #1 Vs Men A #3 Australia-Poland	131-36
16:00	G9 Men A #2 Vs Men B #2 Japan-France	62-72

Basket-Ball

Friday 9 June 2023

Time	Event	Score
8:30	G10 Men Position 5 & 6 Poland-USA	73-87
10:30	G11 Men Winners G7 Vs G9 Portugal-France	67-58
12:30	G12 Men Winner G8 Vs Highest placed loser Australia-Japan	82-60
14:00	Women - #1 vs #4 Australia 1-France	15-4
14:45	Women - #2 Vs #3 Japan-Australia 2	14-13

Basket-Ball

Saturday 10 June 2023

Time	Event	Score
8:30	Men Bronze Medal France-Japan	62-58
11:30	Women Bronze Medal Australia 2-France	10-5
12:15	Women Gold & Silver Medals Australia 1-Japan	12-13
14:00	Men Gold & Silver Medals Australia-Portugal	98-68

Women

<u>1</u>	<u>Japan</u>
<u>2</u>	<u>Australia 1</u>
<u>3</u>	<u>Australia 2</u>
<u>4</u>	<u>France</u>

Men

<u>1</u>	<u>Australia</u>
<u>2</u>	<u>Portugal</u>
<u>3</u>	<u>France</u>
<u>4</u>	<u>Japan</u>
<u>5</u>	<u>USA</u>
<u>6</u>	<u>Poland</u>

Venues:

Palais des sports Pierre Coulon - Route du Pont de l'Europe, 03700 Bellerive-sur-Allier

Pl.	Equipe	Sx	Temps	Ecart	Moy
	Ecuador 1				
1.	ARELLANO AZA David Stiven / SARANGO TUFÍÑO Erick Javier	Homme	0:19:49.82		43,6
	France 1				
2.	TEIXEIRA PEREIRA Jeremy / THIEVENT Jean Claude	Homme	0:20:45.32	à 0:56	41,6
	Estonia 1				
3.	PÄRN Greg-Emil / TEEARU Hans	Homme	0:22:18.60	à 2:29	38,7
	Australia 2				
4.	KITKEVICS Kealy / MARSHALL Cameron	Homme	0:22:20.55	à 2:31	38,7
	Australia 1				
5.	GLARVEY Nathan / MEZGER Harry	Homme	0:22:50.55	à 3:01	37,8
	Netherlands 1				
6.	MERTENS Davy / FLIKWEERT Jesse	Homme	0:22:56.82	à 3:07	37,7
	France 2				
7.	POMORSKI Vincent / RICHIERO Ange	Homme	0:23:01.11	à 3:12	37,5
	Australia 4				
8.	WHITELEY Montana / THATCHER Molly	Femme	0:23:36.54	à 3:47	36,6
	Australia 3				
9.	HUTCHISON Oliver / ASCUI Andre	Homme	0:24:19.97	à 4:30	35,5
	Czech Republic 1				
10.	GITTLER Vladislav / POTMĚŠIL Matyáš	Homme	0:25:20.68	à 5:31	34,1
	Israel 1				
11.	ROZENFELD Tal / SHAMIS Nizan	Homme	0:27:31.02	à 7:42	31,4

GLOBAL GAMES 2023 CLM EQUIPE

Avenir Cycliste Cusset · lundi 5 juin 2023

Résultats - Contre la montre par équipes - 14,4 km · 1 page

Pl.	Dos	Nom-prénom	Equipe	Intermédiaire 1	Intermédiaire 2	Temps	Ecart
Dames (2)							
1	41	WHITELEY Montana	♀ Australia 4	9'51,96 (1)	19'16,89 (1)	19'16,89	-
2	44	THATCHER Molly	♀ Australia 4	10'53,35 (2)	23'36,54 (2)	23'36,54	à 4'19,65
Hommes (20)							
1	20	SARANGO TUFÍÑO Erick Javier	Ecuador 1	6'44,68 (4)	13'16,84 (1,+3)	19'49,77	-
2	19	ARELLANO AZA David Stiven	Ecuador 1	6'44,51 (3)	13'16,99 (2,+1)	19'49,82	à 0,05
3	26	THIEVENT Jean Claude	France 1	6'41,68 (2)	13'40,10 (4,-2)	20'45,32	à 55,55
4	25	TEIXEIRA PEREIRA Jeremy	France 1	6'41,63 (1)	13'40,06 (3,-2)	20'45,32	à 55,55
5	22	TEEARU Hans	Estonia 1	7'24,44 (5)	14'48,55 (7,-2)	22'18,57	à 2'28,80
6	21	PÄRN Greg-Emil	Estonia 1	7'24,61 (6)	14'48,41 (5,+1)	22'18,60	à 2'28,83
7	14	MARSHALL Cameron	Australia 2	7'26,22 (8)	14'48,43 (6,+2)	22'19,39	à 2'29,62
8	13	KITKEVICS Kealy	Australia 2	7'26,05 (7)	14'48,59 (8,-1)	22'20,55	à 2'30,78
9	11	GLARVEY Nathan	Australia 1	7'31,97 (9)	15'09,92 (9)	22'47,24	à 2'57,47
10	15	MEZGER Harry	Australia 1	7'32,09 (10)	15'11,21 (10)	22'50,55	à 3'00,78
11	34	MERTENS Davy	Netherlands 1	7'39,42 (11)	15'26,19 (11)	22'56,82	à 3'07,05
12	35	FLIKWEERT Jesse	Netherlands 1	7'39,64 (12)	15'26,23 (12)	22'56,82	à 3'07,05
13	27	POMORSKI Vincent	France 2	7'39,92 (13)	15'27,48 (14,-1)	23'00,92	à 3'11,15
14	28	RICHIERO Ange	France 2	7'40,09 (14)	15'27,24 (13,+1)	23'01,11	à 3'11,34
15	50	ASCUI Andre	Australia 3	8'11,66 (15)	16'12,17 (16,-1)	24'19,74	à 4'29,97
16	12	HUTCHISON Oliver	Australia 3	8'11,88 (16)	16'11,86 (15,+1)	24'19,97	à 4'30,20
17	18	POTMĚŠIL Matyáš	Czech Republic 1	8'31,35 (18)	17'05,30 (18)	25'15,75	à 5'25,98
18	17	GITTLER Vladislav	Czech Republic 1	8'31,06 (17)	17'05,02 (17)	25'20,68	à 5'30,91
19	30	SHAMIS Nizan	Israel 1	8'55,84 (19)	18'21,61 (19)	27'26,91	à 7'37,14
20	29	ROZENFELD Tal	Israel 1	8'57,12 (20)	18'22,24 (20)	27'31,02	à 7'41,25

GLOBAL GAMES 2023 CEL Homme

Avenir Cycliste Cusset · mardi 6 juin 2023

Résultats - 56,4 km · 1 page

Pl.	Dos	Nom-prénom	Nat	Temps	Tours	Ecart	Moy	Par cat.
1	24	FUHRMANN Louis	FRA	1h45'21	14	-	37,48	1° II1-M
2	31	OTANI Haruki	JPN	1h45'36	14	à 0:15	37,39	2° II1-M
3	36	DE JONG Lars	BEL	1h45'36	14	à 0:15	37,39	3° II1-M
4	20	SARANGO TUFÍÑO Erick Javier	ECU	1h45'36	14	à 0:15	37,39	4° II1-M
5	14	MARSHALL Cameron	AUS	1h45'46	14	à 0:25	37,33	5° II1-M
6	33	WON Jongwoong	KOR	1h46'15	14	à 0:54	37,16	6° II1-M
7	34	MERTENS Davy	NED	1h46'20	14	à 0:59	37,13	7° II1-M
8	25	TEIXEIRA PEREIRA Jeremy	FRA	1h46'22	14	à 1:01	37,12	8° II1-M
9	13	KITKEVICS Kealy	AUS	1h46'24	14	à 1:03	37,11	9° II1-M
10	11	GLARVEY Nathan	AUS	1h46'26	14	à 1:05	37,09	10° II1-M
11	21	PÄRN Greg-Emil	EST	1h46'46	14	à 1:25	36,98	11° II1-M
12	22	TEEARU Hans	EST	1h46'47	14	à 1:26	36,97	12° II1-M
13	15	MEZGER Harry	AUS	1h47'10	14	à 1:49	36,84	13° II1-M
14	50	ASCUI Andre	AUS	1h47'11	14	à 1:50	36,83	14° II1-M
15	19	ARELLANO AZA David Stiven	ECU	1h49'26	14	à 4:05	36,08	15° II1-M
16	30	SHAMIS Nizan	ISR	1h49'40	14	à 4:19	36,00	1° II3-M
17	35	FLIKWEERT Jesse	NED	1h50'17	14	à 4:56	35,80	16° II1-M
18	27	POMORSKI Vincent	FRA	1h52'50	14	à 7:29	34,99	1° II2-M
19	26	THIEVENT Jean Claude	FRA	1h53'25	14	à 8:04	34,81	17° II1-M
20	32	CARVALHO Carlos	POR	1h54'50	14	à 9:29	34,38	18° II1-M
21	28	RICHIERO Ange	FRA	1h53'48	13	+ 1 tour	32,21	2° II2-M
22	23	DUBOIS Titouan	FRA	1h55'09	13	+ 1 tour	31,84	19° II1-M
23	18	POTMĚŠIL Matyáš	CZE	1h49'41	12	+ 2 tours	30,85	20° II1-M
24	12	HUTCHISON Oliver	AUS	1h48'43	11	+ 3 tours	28,53	21° II1-M
25	29	ROZENFELD Tal	ISR	1h50'39	11	+ 3 tours	28,03	2° II3-M
26	16	WHITELEY Jamieson	AUS	1h51'31	10	+ 4 tours	25,29	22° II1-M

Abandons (1)

DNF	17	GITTLER Vladislav	CZE	Abandon	7			
-----	----	-------------------	-----	---------	---	--	--	--

GLOBAL GAMES 2023 CEL FEMME

Avenir Cycliste Cusset · mardi 6 juin 2023

Résultats - 28,2 km · 1 page

Pl.	Dos	Nom-prénom	Nat	Temps	Tours	Par cat.
1	42	LAUWERIJS Laura	BEL	51'19	6	1° II3-F
2	41	WHITELEY Montana	AUS	51'23	6	1° II1-F
3	44	THATCHER Molly	AUS	55'54	5	2° II1-F
4	43	HANEGBI Nofar	ISR	52'55	4	3° II1-F

GLOBAL GAMES 2023 CLM INDIVIDUEL FEMME

Avenir Cycliste Cusset · lundi 5 juin 2023

Résultats - Contre la montre - 4,7 km · 1 page

Pl.	Dos	Nom-prénom	Club	Temps	Ecart	Moy
1	40	POWNING Georgia		8'14,42	-	34,25
2	41	WHITELEY Montana		8'16,27	à 1.85	34,11
3	42	LAUWERIJS Laura		8'27,91	à 13.49	33,37
4	44	THATCHER Molly		9'30,13	à 1:15.71	29,68
5	43	HANEGBI Nofar		12'22,94	à 4:08.52	22,80

GLOBAL GAMES 2023 CLM INDIVIDUEL HOMME

Avenir Cycliste Cusset · lundi 5 juin 2023

Résultats - Contre la montre - 9,4 km · 1 page

Pl.	Dos	Nom-prénom	Club	Nat	Cat	INTERMEDIAIRE 1	Temps	Ecart	Moy
1	24	FUHRMANN Louis		FRA	II1	6'19,904 (1)	12'49,240	-	44,01
2	31	OTANI Haruki		JPN	II1	6'50,670 (5)	13'25,380	à 36.140	42,04
3	36	DE JONG Lars		BEL	II1	6'37,795 (2)	13'25,435	à 36.195	42,04
4	20	SARANGO TUFÍÑO Erick Javier		ECU	II1	6'58,318 (8)	13'39,845	à 50.605	41,32
5	33	WON Jongwoong		KOR	II1	6'43,490 (3)	13'45,732	à 56.492	41,02
6	19	ARELLANO AZA David Stiven		ECU	II1	6'56,232 (6)	13'49,017	à 59.777	40,82
7	26	THIEVENT Jean Claude		FRA	II1	6'49,21 (4)	13'49,216	à 59.976	40,82
8	14	MARSHALL Cameron		AUS	II1	6'56,439 (7)	13'50,041	à 1:00.801	40,77
9	25	TEIXEIRA PEREIRA Jeremy		FRA	II1	6'59,283 (9)	13'57,084	à 1:07.844	40,43
10	11	GLARVEY Nathan		AUS	II1	7'16,71 (11)	14'43,212	à 1:53.972	38,32
11	23	DUBOIS Titouan		FRA	II1	7'16,537 (10)	14'43,228	à 1:53.988	38,32
12	15	MEZGER Harry		AUS	II1	7'19,490 (12)	14'50,548	à 2:01.308	38,02
13	22	TEEARU Hans		EST	II1	7'33,72 (16)	14'56,416	à 2:07.176	37,77
14	13	KITKEVICS Kealy		AUS	II1	7'26,98 (15)	14'56,462	à 2:07.222	37,77
15	35	FLIKWEERT Jesse		NED	II1	7'23,119 (13)	15'06,076	à 2:16.836	37,35
16	27	POMORSKI Vincent		FRA	II2	7'40,384 (17)	15'09,455	à 2:20.215	37,23
17	32	CARVALHO Carlos		POR	II1	7'26,86 (14)	15'12,212	à 2:22.972	37,11
18	50	ASCUI Andre		AUS	II1	8'08,927 (21)	15'24,021	à 2:34.781	36,62
19	28	RICHIERO Ange		FRA	II2	7'43,89 (18)	15'40,201	à 2:50.961	36,00
20	21	PÄRN Greg-Emil		EST	II1	8'07,857 (20)	15'51,697	à 3:02.457	35,58
21	30	SHAMIS Nizan		ISR	II3	8'04,810 (19)	16'07,334	à 3:18.094	34,99
22	12	HUTCHISON Oliver		AUS	II1	8'22,197 (22)	16'34,267	à 3:45.027	34,04
23	17	GITTLER Vladislav		CZE	II1	8'25,822 (23)	16'38,884	à 3:49.644	33,91
24	34	MERTENS Davy		NED	II1	8'34,072 (25)	16'39,705	à 3:50.465	33,87
25	18	POTMĚŠIL Matyáš		CZE	II1	8'33,076 (24)	17'04,423	à 4:15.183	33,05
26	16	WHITELEY Jamieson		AUS	II1	8'40,576 (26)	17'40,986	à 4:51.746	31,92
27	29	ROZENFELD Tal		ISR	II3	9'22,627 (27)	18'47,728	à 5:58.488	30,03



Femmes II1- Poursuite Individuelle -- Individual Pursuit - Women II1
Finales - Résultats -- Final - Result

Communiqué N°14

09 juin 2023

Place		Nom	Equipe	Temps	
1 ^{er}	40	POWNING Georgia	AUSTRALIE - AUSTRALIA	4' 38.007"	38.848 Km/h
2 ^{ème}	44	THATCHER Molly	AUSTRALIE - AUSTRALIA	4' 38.085"	38.837 Km/h

3000 m - 15 Tours

Le collège des commissaires



**ECRIVONS
NOTRE LÉGENDE**

RENDEZ-VOUS A VICHY
DU 04 AU 10 JUIN 2023 POUR
LES 6^e GLOBAL GAMES



**Femmes II3- Poursuite Individuelle -- Individual Pursuit - Women II3
Finales - Résultats -- Final - Result**

Communiqué N°14

09 juin 2023

Place	Nom	Equipe	Temps
1 ^{er}	42 LAUWERIJS Laura	BELGIQUE - BELGIUM	4' 41.801" 38.325 Km/h

3000 m - 15 Tours

Le collège des commissaires


**Hommes II1- Poursuite Individuelle -- Individual Pursuit - Men II1
Finales - Résultats -- Final - Result**

Communiqué N°15

09 juin 2023

Place	Nom	Equipe	Temps	
1 ^{er}	24 FUHRMANN Louis	FRANCE - FRENCH	4' 50.337"	49.598 Km/h
2 ^{ème}	20 SARANGO TUFÍÑO Erick Javier	EQUATEUR - ECUADOR	5' 03.601"	47.431 Km/h
3 ^{ème}	19 ARELLANO AZA David Stiven	EQUATEUR - ECUADOR	5' 14.063"	45.851 Km/h
4 ^{ème}	33 WON Jongwoong	REPUBLIQUE DE COREE - REPUBLIC OF	5' 17.014"	45.424 Km/h
5 ^{ème}	37 COLLET Léo	FRANCE - FRENCH	5' 17.583"	45.342 Km/h
6 ^{ème}	26 THIEVENT Jean Claude	FRANCE - FRENCH	5' 17.770"	45.316 Km/h
7 ^{ème}	25 TEIXEIRA PEREIRA Jérémy	FRANCE - FRENCH	5' 21.252"	44.825 Km/h
8 ^{ème}	13 KITKEVICS Kealy	AUSTRALIE - AUSTRALIA	5' 29.194"	43.743 Km/h
9 ^{ème}	15 MEZGER Harry	AUSTRALIE - AUSTRALIA	5' 31.770"	43.404 Km/h
10 ^{ème}	11 GLARVEY Nathan	AUSTRALIE - AUSTRALIA	5' 41.057"	42.222 Km/h
11 ^{ème}	32 CARVALHO Carlos	PORTUGAL- PORTUGAL	5' 46.061"	41.611 Km/h
12 ^{ème}	50 ASCUI Andre	AUSTRALIE - AUSTRALIA	5' 48.818"	41.282 Km/h
13 ^{ème}	12 HUTCHISON Oliver	AUSTRALIE - AUSTRALIA	6' 16.424"	38.255 Km/h
14 ^{ème}	16 WHITELEY Jamieson	AUSTRALIE - AUSTRALIA	6' 25.055"	37.397 Km/h

4000 m - 20 Tours

Le collège des commissaires



ÉCRIVONS NOTRE LÉGENDE

RENDEZ-VOUS À VICHY
DU 04 AU 10 JUIN 2023 POUR
LES 6^e GLOBAL GAMES



Hommes II2- Poursuite Individuelle -- Individual Pursuit - Men II2 Finales - Résultats -- Final - Result

Communiqué N°17

09 juin 2023

Place		Nom	Equipe	Temps	
1 ^{er}	27	POMORSKI Vincent	FRANCE - FRENCH	4' 12.385"	42.792 Km/h
2 ^{ème}	28	RICHIERO Ange	FRANCE - FRENCH	4' 18.599"	41.764 Km/h

3000 m - 15Tours

Le collège des commissaires



Hommes II3- Poursuite Individuelle -- Individual Pursuit - Men II3
Finales - Résultats -- Final - Result

Communiqué N°16

09 juin 2023

Place		Nom	Equipe	Temps	
1 ^{er}	30	SHAMIS Nizan	ISRAËL - ISRAEL	5' 49.269"	41.229 Km/h
2 ^{ème}	38	ORDABAY Dastan	KAZAKHSTAN - KAZAKHSTAN	6' 22.195"	37.677 Km/h
3 ^{ème}	29	ROZENFELD Tal	ISRAËL - ISRAEL	7' 09.518"	33.526 Km/h

4000 m - 20 Tours

Le collège des commissaires



**ECRIVONS
NOTRE LÉGENDE**

RENDEZ-VOUS A VICHY
DU 04 AU 10 JUIN 2023 POUR
LES 6^e GLOBAL GAMES



**Femmes II1 - Vitesse -- Individual Sprint Women II1
Qualification - Résultats -- Qualifying - Results**

Communiqué N°19

Le 9 juin 2023

1	44	THATCHER Molly	F	AUS	13"099	54.966 Km/h
2	40	POWNING Georgia	F	AUS	15"136	47.569 Km/h



**ECRIVONS
NOTRE LÉGENDE**

RENDEZ-VOUS A VICHY
DU 04 AU 10 JUIN 2023 POUR
LES 6^e GLOBAL GAMES



**Femmes II1- 500m Départ Arrêté -- Time Trial 500m Women II1
Finale - Résultats -- Final - Result**

Communiqué N°43

Le 10 juin 2023

1	44	THATCHER Molly	AUSTRALIE - AUSTRALIA	F	42"644
2	40	POWNING Georgia	AUSTRALIE - AUSTRALIA	F	49"548

Le collège des commissaires



**ECRIVONS
NOTRE LÉGENDE**

RENDEZ-VOUS A VICHY
DU 04 AU 10 JUIN 2023 POUR
LES 6^e GLOBAL GAMES



**Femmes I13- 500m Départ Arrêté -- Time Trial 500m Women I13
Finale - Résultats -- Final - Result**

Communiqué N°44

Le 10 juin 2023

1 42 LAUWERIJS Laura

BELGIQUE - BELGIUM

F 44"999

Le collège des commissaires



**Hommes II1- Km Départ Arrêté -- Time Trial 1000 m Men II1
Finale - Résultats -- Final - Result**

Communiqué N°42

Le 10 juin 2023

1	24	FUHRMANN Louis	FRANCE - FRENCH	M	1'07"179
2	20	SARANGO TUFÍÑO Erick Javier	EQUATEUR - ECUADOR	M	1'12"075
3	37	COLLET Léo	FRANCE - FRENCH	M	1'13"062
4	33	WON Jongwoong	REPUBLIQUE DE COREE - REPUBLIC OF KOREA	M	1'15"324
5	25	TEIXEIRA PEREIRA Jérémy	FRANCE - FRENCH	M	1'15"454
6	26	THIEVENT Jean Claude	FRANCE - FRENCH	M	1'16"053
7	13	KITKEVICS Kealy	AUSTRALIE - AUSTRALIA	M	1'16"769
8	19	ARELLANO AZA David Stiven	EQUATEUR - ECUADOR	M	1'19"034
9	15	MEZGER Harry	AUSTRALIE - AUSTRALIA	M	1'20"022
10	32	CARVALHO Carlos	PORTUGAL- PORTUGAL	M	1'20"898
11	11	GLARVEY Nathan	AUSTRALIE - AUSTRALIA	M	1'24"818
12	50	ASCUI Andre	AUSTRALIE - AUSTRALIA	M	1'25"741
13	12	HUTCHISON Oliver	AUSTRALIE - AUSTRALIA	M	1'25"988
14	16	WHITELEY Jamieson	AUSTRALIE - AUSTRALIA	M	1'29"045

Le collège des commissaires

Hommes II2- Km Départ Arrêté -- Time Trial 1000 m Men II2
Finale - Résultats -- Final - Result

Communiqué N°40

Le 10 juin 2023

1	27	POMORSKI Vincent	FRANCE - FRENCH	M	1'22"094
2	28	RICHIERO Ange	FRANCE - FRENCH	M	1'24"538

Le collège des commissaires

Hommes II3- Km Départ Arrêté -- Time Trial 1000 m Men II3
Finale - Résultats -- Final - Result

Communiqué N°41

Le 10 juin 2023

1	30	SHAMIS Nizan	ISRAËL - ISRAEL	M	1'22"757
2	38	ORDABAY Dastan	KAZAKHSTAN - KAZAKHSTAN	M	1'28"639
3	29	ROZENFELD Tal	ISRAËL - ISRAEL	M	1'52"182

Le collège des commissaires



Classement H-II1

N° Dos.	Nom	Equipe	200m Lancé		Km Départ Arrêté		Poursuite Individuel		Total	
			Place	Points	Place	Points	Place	Points	Place	Points
24	FUHRMANN Louis	FRANCE - FRENCH	1	40	1	40	1	40	1	120
20	SARANGO TUFÍÑO Erick Javier	EQUATEUR - ECUADOR	3	36	2	38	2	38	2	112
37	COLLET Léo	FRANCE - FRENCH	2	38	3	36	5	32	3	106
19	ARELLANO AZA David Stiven	EQUATEUR - ECUADOR	7	28	8	26	3	36	4	90
25	TEIXEIRA PEREIRA Jérémy	FRANCE - FRENCH	6	30	5	32	7	28	5	90
13	KITKEVICS Kealy	AUSTRALIE - AUSTRALIA	4	34	7	28	8	26	6	88
26	THIEVENT Jean Claude	FRANCE - FRENCH	9	24	6	30	6	30	7	84
15	MEZGER Harry	AUSTRALIE - AUSTRALIA	5	32	9	24	9	24	8	80
32	CARVALHO Carlos	PORTUGAL- PORTUGAL	8	26	10	22	11	20	9	68
11	GLARVEY Nathan	AUSTRALIE - AUSTRALIA	11	20	11	20	10	22	10	62
12	HUTCHISON Oliver	AUSTRALIE - AUSTRALIA	10	22	13	16	13	16	11	54
50	ASCUI Andre	AUSTRALIE - AUSTRALIA	13	16	12	18	12	18	12	52
16	WHITELEY Jamieson	AUSTRALIE - AUSTRALIA	12	18	14	14	14	14	13	46

Femmes - Scratch -- Scratch Event Women
Finale - Résultats - Final - Results

Communiqué N°45

Les 5,000 km en 7'28,160" moyenne : 40.164 km/h

Le 10 juin 2023

			Dernier Classement	Tour(s) + / -
1er	44 THATCHER Molly	AUSTRALIE - AUSTRALIA	1	
2ème	42 LAUWERIJS Laura	BELGIQUE - BELGIUM	2	
3ème	40 POWNING Georgia	AUSTRALIE - AUSTRALIA	3	

Le collège des commissaires



**Hommes - Scratch -- Scratch Event Men
Finale - Résultats - Final - Results**

Communiqué N°46

Les 10,000 km en 13'21,610" moyenne : 44.910 km/h

Le 10 juin 2023

			Dernier Classement	Tour(s) + / -
1er	24 FUHRMANN Louis	FRANCE - FRENCH	1	2
2ème	19 ARELLANO AZA David Stiven	EQUATEUR - ECUADOR	3	1
3ème	20 SARANGO TUFÍÑO Erick Javier	EQUATEUR - ECUADOR	2	
4ème	37 COLLET Léo	FRANCE - FRENCH	4	
5ème	13 KITKEVICS Kealy	AUSTRALIE - AUSTRALIA	6	
6ème	15 MEZGER Harry	AUSTRALIE - AUSTRALIA	7	
7ème	28 RICHIERO Ange	FRANCE - FRENCH	5	-1
8ème	32 CARVALHO Carlos	PORTUGAL- PORTUGAL	8	-1
9ème	12 HUTCHISON Oliver	AUSTRALIE - AUSTRALIA	9	-4
DNF	50 ASCUI Andre	AUSTRALIE - AUSTRALIA		

Le collège des commissaires



Hommes II3 - Vitesse -- Individual Sprint Men II3
Qualification - Liste de Départ -- Qualifying - Start List

Communiqué N°12

Le 10 juin 2023

1	29	ROZENFELD Tal	M	ISR
2	38	ORDABAY Dastan	M	KAZ
3	30	SHAMIS Nizan	M	ISR



**ECRIVONS
NOTRE LÉGENDE**

RENDEZ-VOUS A VICHY
DU 04 AU 10 JUIN 2023 POUR
LES 6^e GLOBAL GAMES



**Hommes II3 - Vitesse -- Individual Sprint Men II3
Qualification - Résultats -- Qualifying - Results**

Communiqué N°31

Le 10 juin 2023

1	30	SHAMIS Nizan	M	ISR	13"890	51.836 Km/h
2	38	ORDABAY Dastan	M	KAZ	17"340	41.522 Km/h
3	29	ROZENFELD Tal	M	ISR	20"790	34.632 Km/h

Global Games 2023 Vichy 8 June 2023

Grade IV Intro B - II1

Judges: H Marjukka Manninen (FIN) / C Sarah Leitch (GBR) / B Eva Anderssen (SWE)

Rider No	Comp	Rider	Nation	Horse
1	II1	Sanchez Lopez, Maria	Spain	Fundador I
9	II1	Descouture, Laurie	France	Winn du Vieux Logis
11	II1	Maton, Georgina	Great Britain	Blade Runner
15	II1	Woo, Madeline	USA	Quomodo
22	II1	Villalba Can Dijk, Sonia	Spain	Ribercy
26	II1	Barre Ruellan, Marie Sarah	France	Atomic Bombe de la Marche
28	II1	Schwirblat, Janine	Germany	Anaya
30	II1	Raible, Tatjana	Germany	Quartz
32	II1	Bradley, Chris	Great Britain	Pompom
34	II1	Driffield, Andrew	Australia	Volpino
36	II1	Sherwood, Sarah	Australia	Bonni

Global Games 2023 Vichy 8 June 2023

Grade IV Intro B - II2

Judges: H Eva Anderssen (SWE) / C Marjukka Manninen (FIN) / B Sarah Leitch (GBR)

Rider No	Comp	Rider	Nation	Horse
37	II2	Watts, Sui	Australia	Bonni
20	II2	Espejo Lanzas, Alejandro J	Spain	Operario IV

Global Games 2023 Vichy 8 June 2023

Grade IV Intro B - II3

Judges: E Eva Anderssen (SWE) / C Marjukka Manninen (FIN) / B Sarah Leitch (GBR)

Rider No	Comp	Rider	Nation	Horse
7	II3	Malaussena, Louis	France	Douce De B'Neville
3	II3	Adelwahab, Marwan	Egypt	Cepale de Choumouroux
25	II3	Tai, Rui-Yan	Chinese Taipei	Orchid's Naomyi
13	II3	Beem, Anna	USA	Baormia
4	II3	Saafan, Ahmed	Egypt	Cepale de Choumouroux

Judge H Marjukka Manninen (Fin) Judge C Sarah Leitch (GBR) Judge B Totals

Mark	Coll	%	Mark	Coll	%	Mark	Coll	%	Total Mark	Total Coll	Final %	Team
167	36.5	69.583%	168	37.5	70.000%	180	41	75.000%	515	115	71.528%	T
164.5	28.5	68.542%	168	37	70.000%	177	38	73.750%	509.5	103.5	70.764%	T
147	37	61.250%	142.5	37	59.375%	132.5	33	55.208%	422	107	58.611%	
162	41	67.500%	162	42	67.500%	159.5	41	66.458%	483.5	124	67.153%	
157.5	33.5	65.625%	162.5	36.5	67.708%	156.5	35.5	65.208%	476.5	105.5	66.181%	T
150.5	33.5	62.708%	148.5	33.5	61.875%	150.5	32.5	62.708%	449.5	99.5	62.431%	T
150.5	38	62.708%	153	38	63.750%	164	41	68.333%	467.5	117	64.931%	
140.5	35.5	58.542%	140	36.5	58.333%	137	38	57.083%	417.5	110	57.986%	
155.5	38.5	64.792%	162	42	67.500%	165.5	42	68.958%	483	122.5	67.083%	
169.5	42	70.625%	175	45.5	72.917%	169	42.5	70.417%	513.5	130	71.319%	T
162	41	67.500%	164	42.5	68.333%	169.5	44	70.625%	495.5	127.5	68.819%	T

Judge H Eva Anderssen (SWE) Judge C Marjukka Manninen (FIN) Judge B Sarah Leitch (GBR) Totals

Mark	Coll	%	Mark	Coll	%	Mark	Coll	%	Total Mark	Total Coll	Final %	Team
143.5	38	59.792%	155.5	39.5	64.792%	151.5	37.5	63.125%	450.5	115	62.569%	T
144	32.5	60.000%	154	34	64.167%	154.5	34.5	64.375%	452.5	101	62.847%	T

Judge H Eva Anderssen (SWE) Judge C Marjukka Manninen (FIN) Judge B Sarah Leitch (GBR) Totals

Mark	Coll	%	Mark	Coll	%	Mark	Coll	%	Total Mark	Total Coll	Final %	Team
159	35	66.250%	163.5	36.5	68.125%	161.5	35.5	67.292%	484	107	67.222%	T
113.5	31	47.292%	121.5	32.5	50.625%	135	36.5	56.250%	370	100	51.389%	
157	41	65.417%	166.5	43	69.375%	158.5	40.5	66.042%	482	124.5	66.944%	
125	34	51.823%	143.5	35.5	59.493%	130.5	34.5	54.103%	399	104	55.140%	
125	33.5	52.083%	141.5	35.5	58.958%	131	34	54.583%	397.5	103	55.208%	

Team Results

Country	Good Mark	Good Mark	Good Mark	Total	Place
Australia	513.5	495.5	450.5	1459.5	Gold
Spain	515.0	476.5	452.5	1444.0	Silver
France	509.5	449.5	484.0	1443.0	Bronze

Global Games 2023 Vichy 8 June 2023

Grade IV Intro B - II1

Judges: H Marjukka Manninen (FIN) / C Sarah Leitch (GBR) / B Eva Anderssen (SWE)

Rider No	Comp	Rider	Nation	Horse
1	II1	Sanchez Lopez, Maria	Spain	Fundador I
9	II1	Descouture, Laurie	France	Winn du Vieux Logis
11	II1	Maton, Georgina	Great Britain	Blade Runner
15	II1	Woo, Madeline	USA	Quomodo
22	II1	Villalba Can Dijk, Sonia	Spain	Ribercy
26	II1	Barre Ruellan, Marie Sarah	France	Atomic Bombe de la Marche
28	II1	Schwirblat, Janine	Germany	Anaya
30	II1	Raible, Tatjana	Germany	Quartz
32	II1	Bradley, Chris	Great Britain	Pompom
34	II1	Driffield, Andrew	Australia	Volpino
36	II1	Sherwood, Sarah	Australia	Bonni

Global Games 2023 Vichy 8 June 2023

Grade IV Intro B - II2

Judges: H Eva Anderssen (SWE) / C Marjukka Manninen (FIN) / B Sarah Leitch (GBR)

Rider No	Comp	Rider	Nation	Horse
37	II2	Watts, Sui	Australia	Bonni
20	II2	Espejo Lanzas, Alejandro J	Spain	Operario IV

Global Games 2023 Vichy 8 June 2023

Grade IV Intro B - II3

Judges: E Eva Anderssen (SWE) / C Marjukka Manninen (FIN) / B Sarah Leitch (GBR)

Rider No	Comp	Rider	Nation	Horse
7	II3	Malaussena, Louis	France	Douce De B'Neville
3	II3	Adelwahab, Marwan	Egypt	Cepale de Choumouroux
25	II3	Tai, Rui-Yan	Chinese Taipei	Orchid's Naomyi
13	II3	Beem, Anna	USA	Baormia
4	II3	Saafan, Ahmed	Egypt	Cepale de Choumouroux

Judge H Marjukka Manninen (Fin)			Judge C Sarah Leitch (GBR)			Judge B			Totals			
Mark	Coll	%	Mark	Coll	%	Mark	Coll	%	Total Mark	Total Coll	Final %	Team

167	36.5	69.583%	168	37.5	70.000%	180	41	75.000%	515	115	71.528%	T
164.5	28.5	68.542%	168	37	70.000%	177	38	73.750%	509.5	103.5	70.764%	T
147	37	61.250%	142.5	37	59.375%	132.5	33	55.208%	422	107	58.611%	
162	41	67.500%	162	42	67.500%	159.5	41	66.458%	483.5	124	67.153%	
157.5	33.5	65.625%	162.5	36.5	67.708%	156.5	35.5	65.208%	476.5	105.5	66.181%	T
150.5	33.5	62.708%	148.5	33.5	61.875%	150.5	32.5	62.708%	449.5	99.5	62.431%	T
150.5	38	62.708%	153	38	63.750%	164	41	68.333%	467.5	117	64.931%	
140.5	35.5	58.542%	140	36.5	58.333%	137	38	57.083%	417.5	110	57.986%	
155.5	38.5	64.792%	162	42	67.500%	165.5	42	68.958%	483	122.5	67.083%	
169.5	42	70.625%	175	45.5	72.917%	169	42.5	70.417%	513.5	130	71.319%	T
162	41	67.500%	164	42.5	68.333%	169.5	44	70.625%	495.5	127.5	68.819%	T

Judge H Eva Anderssen (SWE)			Judge C Marjukka Manninen (FIN)			Judge B Sarah Leitch (GBR)			Totals			
Mark	Coll	%	Mark	Coll	%	Mark	Coll	%	Total Mark	Total Coll	Final %	Team

143.5	38	59.792%	155.5	39.5	64.792%	151.5	37.5	63.125%	450.5	115	62.569%	T
144	32.5	60.000%	154	34	64.167%	154.5	34.5	64.375%	452.5	101	62.847%	T

Judge H Eva Anderssen (SWE)			Judge C Marjukka Manninen (FIN)			Judge B Sarah Leitch (GBR)			Totals			
Mark	Coll	%	Mark	Coll	%	Mark	Coll	%	Total Mark	Total Coll	Final %	Team

159	35	66.250%	163.5	36.5	68.125%	161.5	35.5	67.292%	484	107	67.222%	T
113.5	31	47.292%	121.5	32.5	50.625%	135	36.5	56.250%	370	100	51.389%	
157	41	65.417%	166.5	43	69.375%	158.5	40.5	66.042%	482	124.5	66.944%	
125	34	51.823%	143.5	35.5	59.493%	130.5	34.5	54.103%	399	104	55.140%	
125	33.5	52.083%	141.5	35.5	58.958%	131	34	54.583%	397.5	103	55.208%	

Team Results					
Country	Good Mark	Good Mark	Good Mark	Total	Place
Australia	513.5	495.5	450.5	1459.5	Gold
Spain	515.0	476.5	452.5	1444.0	Silver
France	509.5	449.5	484.0	1443.0	Bronze

for Competition on Friday 9th June 2023

Grade IV Novice A - II3

Judges: H Marjukka Manninen (FIN) / C Eva Andersson (SWE) / B Sarah Leitch (GBR)

Rider No	Comp	Rider	Nation	Horse
7	II3	Louis, Malaussenna	France	Douce De B'Neville
25	II3	Tai, Rui-Yan	Chinese Taipei	Orchid's Naomyi
13	II3	Beem, Anna	USA	Boarmia
4	II3	Saafan, Ahmed	Egypt	Cepale de Choumouroux
3	II3	Adelwahab, Marwan	Egypt	Cepale de Choumouroux

for Competition on Friday 9th June 2023

Grade IV Novice A - II2

Judges: H Marjukka Manninen (FIN) / C Eva Andersson (SWE) / B Sarah Leitch (GBR)

Rider No	Comp	Rider	Nation	Horse
37	II2	Watts, Sui	Australia	Bonni
20	II2	Espejo Lanzas, Alejandro J	Spain	Operario IV

for Competition on Friday 9th June 2023

Grade IV Novice A - II1

Rider No	Comp	Rider	Nation	Horse
34	II1	Driffield, Andrew	Australia	Volpino
36	II1	Sherwood, Sarah	Australia	Bonni
9	II1	Descouture, Laurie	France	Winn du Vieux Logis
12	II1	Villalba Can Dijk, Sonia	Spain	Ribercy
15	II1	Woo, Madeline	USA	Quomodo
1	II1	Sanchez Lopez, Maria	Spain	Fundador I
32	II1	Bradley, Chris	Great Britain	Pompom
30	II1	Raible, Tatjana	Germany	Quartz
28	II1	Schwirblat, Janine	Germany	Anaya
26	II1	Barre Ruellan, Marie Sarah	France	Atomic Bombe de la Marche
11	II1	Maton, Georgina	Great Britain	Blade Runner

Judge H Marjukka Manninen (FIN)			Judge C Eva Andersson (SWE)			Judge B Sarah Leitch (GBR)			Totals			
Mark	Coll	%	Mark	Coll	%	Mark	Coll	%	Total Mark	Total Coll	Final %	Place
202.5	36.5	69.828%	195.5	36.5	67.414%	197	36	67.931%	595	109	68.391%	Gold
180.5	33.5	62.241%	166	31.5	57.241%	166.5	31	57.414%	513	96	58.966%	Silver
173	35.5	59.655%	174	38	60.000%	159.5	34.5	55.000%	506.5	108	58.218%	Bronze
169.5	34	58.448%	166.5	36.5	57.414%	161.5	34.5	55.690%	497.5	105	57.184%	
169.5	35.5	58.448%	166.5	36.5	57.414%	160	33.5	55.172%	496	105.5	57.011%	

Judge H Marjukka Manninen (FIN)			Judge C Eva Andersson (SWE)			Judge B Sarah Leitch (GBR)			Totals			
Mark	Coll	%	Mark	Coll	%	Mark	Coll	%	Total Mark	Total Coll	Final %	Place
178	38	61.379%	182	39.5	62.759%	181.5	38.5	62.586%	541.5	116	62.241%	Gold
166	31.5	57.241%	153.5	31	52.931%	163.5	31	56.379%	483	93.5	55.517%	Silver

Judge H Sarah Leitch (GBR)			Judge C Marjukka Manninen (FIN)			Judge B Eva Andersson (SWE)			Totals			
Mark	Coll	%	Mark	Coll	%	Mark	Coll	%	Total Mark	Total Coll	Final %	Place
206	44	71.034%	205	43.5	70.690%	210.5	45.5	72.586%	621.5	133	71.437%	Gold
201	43	69.310%	200.5	42	69.138%	206	44	71.034%	607.5	129	69.828%	Silver
198.5	36.5	68.448%	202.5	36.5	69.828%	203	37	70.000%	604	110	69.425%	Bronze
205.5	38.5	70.862%	191.5	34	66.034%	204.5	37	70.517%	601.5	109.5	69.138%	
199	45	68.621%	197	40.5	67.931%	202.5	43	69.828%	598.5	128.5	68.793%	
200.5	37	69.138%	196	35.5	67.586%	190.5	36.5	65.690%	587	109	67.471%	
191.5	40.5	66.034%	195	42	67.241%	195	41	67.241%	581.5	123.5	66.839%	
190	39.5	65.190%	198	38	67.934%	182.5	39	62.616%	570.5	116.5	65.247%	
185.5	38.5	63.966%	183.5	38	63.276%	192.5	41	66.379%	561.5	117.5	64.540%	
180.5	33	62.241%	182	32.5	62.759%	182.5	34.5	62.931%	545	100	62.644%	
181	38.5	62.414%	180	38	62.069%	178	39	61.379%	539	115.5	61.954%	



virtus
Global Games
Vichy FRANCE 2023

Futsal Competition Results



Futsal**Match Day One – Monday 5 June 2023 (Round 1)**

Time	Event	Score
15:00	France vs Portugal	2-2
17:30	Australia vs Spain	3-13

Futsal**Match Day Two – Tuesday 6 June 2023 (Round 2)**

Time	Event	Score
15:00	Australia vs Portugal	0-30
17:30	France vs Spain	4-3

Futsal**Match Day Three – Wednesday 7 June 2023 (Round 3)**

Time	Event	Score
15:00	Spain vs Portugal	2-11
17:30	France vs Australia	9-0

CLASSEMENT

CLASSEMENT	GAMES	POINTS	GOAL +	GOAL -	GOAL AVERAGE
PORTUGAL	3	7	43	4	+39
FRANCE	3	7	15	5	+14
SPAIN	3	3	18	18	0
AUSTRALIA	3	0	3	52	-49

Futsal**Match Day Four – Friday 9 June 2023**

Time	Event	Score
15:00	Semi Final 1-4 : Portugal-Australia	19-0
17:30	Semi Final 2-3 : France-Spain	10-3

Futsal**Match Day Five – Saturday 10 June 2023**

Time	Event	Score
13:00	3-4 ranking : Spain-Australia	7-2
15:00	Final : France-Portugal	3-6

<u>1</u>	<u>PORTUGAL</u>
<u>2</u>	<u>FRANCE</u>
<u>3</u>	<u>SPAIN</u>
<u>4</u>	<u>AUSTRALIA</u>

BEST SCORER

NUMBER	NAMES	COUNTRY	GOAL
6	ARIAS SERGIO	Portugal	12
8-10	ALHAMBRA DIAZ MOISES	SPAIN	12
5	SILVA FAVIO	Portugal	7
9	KHAY EL BACHIR	France	7
10	COMPELO JOAO	Portugal	7
8	SILVA GUILHERME	Portugal	6
2	COSTA FABIO	Portugal	6
4	CAPPE PATRICK	France	6
4	COSTA RICARDO	Portugal	6
3	SILVA DIOGO	PORTUGAL	4
14-15	CANACHO ESPINOSA FRANCISCO JAVIER	SPAIN	4
5	BATRES ORTEGA CHRISTIAN	SPAIN	3
6	BERETE SORY	France	3
4-7-3	SANCHEZ MENDOZA VICTOR	SPAIN	5
10	FLORENT PARIS	FRANCE	3
5	Ben SABRI ASSOUMANI	FRANCE	3
11	RAMIREZ PUERTO CRISTOBAL	SPAIN	3
7	VEGA SILVINO	Portugal	2
3	ROTT JULIEN	France	2
8	MASSEMBO HENDRICK	France	1
15-8	PACUAL RUITZ DANIEL	SPAIN	1
7	MILLS SAMUEL	AUSTRALIA	2
3	SOUTHWELL BRADLEY	AUSTRALIA	1
9	LONG JOSHUA	AUSTRALIA	2
§	Peral moral juan antonio	Spain	1

Venue:

Double Halle CREPS Vichy Auvergne-Rhône-Alpes - 2 Route de Charmeil,
03700 Bellerive-sur-Allier



VIRTUS Global Games 2023 Handball Tournament

5th to 7th June 2023

PRELIMINARY ROUND

Nr.	Date	Time	Order	NR.	GROUP	FRA	POL	POR	SCORE	PT	PL
1	05/06	10:00	1-2	1	FRANCE		L 6-38	L 8-36	14-74	2	3 rd
2	06/06	10:00	2-3	2	PORTUGAL	W 36-8	L 15-19		51-27	4	2 nd
3	06/06	16:00	3-1	3	POLAND	W 38-6		W 19-15	57-21	6	1 st

VIRTUS Global Games 2023 Handball Tournament

5th to 7th June 2023

PRELIMINARY ROUND

NR.	DATE	GAME	RESULT
	TIME		
1	05/06	FRANCE - PORTUGAL	8 - 36
	10:00		
2	06/06	PORTUGAL - POLAND	15 - 19
	10:00		
3	06/06	POLAND - FRANCE	38 - 6
	16H00		

FINAL MATCH

NR.	DATE	GAME	RESULT
	TIME		
4	07/06	POLAND - PORTUGAL	24 - 20
	16:00		

VIRTUS Global Games 2023 Handball Tournament

5th to 7th June 2023

ORDER OF TEAMS

PLACE	TEAM
1 st	POLAND
2 nd	PORTUGAL
3 rd	FRANCE

TOP SCORER

COUNTRY	NAME (GOALS)
POLAND	KAMIL BAK (15)



BEST GOALKEEPER

COUNTRY	NAME (%)
FRANCE	MATHIEU BON (39)



PRELIMINARY ROUND BEST PLAYER


COUNTRY	NAME
POLAND	PATRYK KRUSZEC



FINAL MATCH MVP

COUNTRY	NAME
PORTUGAL	JOÃO MOLEIRO





virtus
Global Games
Vichy FRANCE 2023



GG PARA JUDO ADAPTÉ II1 - vichy
CLASSEMENT Senior F -70kg

	NOM et Prénom	Club	Comité	Ligue	Pays
1	YAMAZAKI Mae	Japan	Japan	Japan	
2	MCDERMOTT Nikki	Great Britain	Great Britain	Great Britain	
3	WESTWOOD Skye	Great Britain	Great Britain	Great Britain	
4	RUET Laurette	France	France	France	

GG PARA JUDO ADAPTÉ II2 - vichy
CLASSEMENT Senior F -48kg

NOM et Prénom	Club	Comité	Ligue	Pays
---------------	------	--------	-------	------

GG PARA JUDO ADAPTÉ II1 - vichy
CLASSEMENT Senior F -48kg

NOM et Prénom	Club	Comité	Ligue	Pays
---------------	------	--------	-------	------

GG PARA JUDO ADAPTÉ II3 - vichy
CLASSEMENT Senior F -48kg

NOM et Prénom	Club	Comité	Ligue	Pays
---------------	------	--------	-------	------

GG PARA JUDO ADAPTÉ II2 - vichy
CLASSEMENT Senior F -52kg

NOM et Prénom	Club	Comité	Ligue	Pays
---------------	------	--------	-------	------

GG PARA JUDO ADAPTÉ II1 - vichy
CLASSEMENT Senior F -52kg

NOM et Prénom	Club	Comité	Ligue	Pays
---------------	------	--------	-------	------

GG PARA JUDO ADAPTÉ II3 - vichy
CLASSEMENT Senior F -52kg

NOM et Prénom	Club	Comité	Ligue	Pays
---------------	------	--------	-------	------

GG PARA JUDO ADAPTÉ II2 - vichy
CLASSEMENT Senior F -57kg

	NOM et Prénom	Club	Comité	Ligue	Pays
1	MCDERMOTT Nikki	Great Britain	Great Britain	Great Britain	
2	ANZINGER Carolin	Germany	Germany	Germany	

GG PARA JUDO ADAPTÉ II1 - vichy
CLASSEMENT Senior F -57kg

NOM et Prénom	Club	Comité	Ligue	Pays
---------------	------	--------	-------	------

GG PARA JUDO ADAPTÉ II3 - vichy
CLASSEMENT Senior F -57kg

NOM et Prénom	Club	Comité	Ligue	Pays
---------------	------	--------	-------	------

GG PARA JUDO ADAPTÉ II2 - vichy
CLASSEMENT Senior F -63kg

NOM et Prénom	Club	Comité	Ligue	Pays
---------------	------	--------	-------	------

GG PARA JUDO ADAPTÉ II1 - vichy
CLASSEMENT Senior F -63kg

NOM et Prénom	Club	Comité	Ligue	Pays
---------------	------	--------	-------	------

GG PARA JUDO ADAPTÉ II3 - vichy
CLASSEMENT Senior F -63kg

NOM et Prénom	Club	Comité	Ligue	Pays
---------------	------	--------	-------	------

GG PARA JUDO ADAPTÉ II2 - vichy
CLASSEMENT Senior F -70kg

NOM et Prénom	Club	Comité	Ligue	Pays
---------------	------	--------	-------	------

GG PARA JUDO ADAPTÉ II3 - vichy
CLASSEMENT Senior F -70kg

NOM et Prénom	Club	Comité	Ligue	Pays
---------------	------	--------	-------	------

GG PARA JUDO ADAPTÉ II2 - vichy
CLASSEMENT Senior F -78kg

NOM et Prénom	Club	Comité	Ligue	Pays
---------------	------	--------	-------	------

GG PARA JUDO ADAPTÉ II1 - vichy
CLASSEMENT Senior F -78kg

NOM et Prénom	Club	Comité	Ligue	Pays
---------------	------	--------	-------	------

GG PARA JUDO ADAPTÉ II3 - vichy
CLASSEMENT Senior F -78kg

NOM et Prénom	Club	Comité	Ligue	Pays
---------------	------	--------	-------	------

GG PARA JUDO ADAPTÉ II2 - vichy
CLASSEMENT Senior F +78kg

NOM et Prénom	Club	Comité	Ligue	Pays
---------------	------	--------	-------	------

GG PARA JUDO ADAPTÉ II1 - vichy
CLASSEMENT Senior F +78kg

NOM et Prénom	Club	Comité	Ligue	Pays
---------------	------	--------	-------	------

GG PARA JUDO ADAPTÉ II3 - vichy
CLASSEMENT Senior F +78kg

NOM et Prénom	Club	Comité	Ligue	Pays
---------------	------	--------	-------	------

GG PARA JUDO ADAPTÉ II2 - vichy
CLASSEMENT Senior M -60kg

	NOM et Prénom	Club	Comité	Ligue	Pays
1	VALMY Antonin	France	France	France	
2	KRZNARIC Josip	Croatia	Croatia	Croatia	

GG PARA JUDO ADAPTÉ II1 - vichy
CLASSEMENT Senior M -60kg

NOM et Prénom	Club	Comité	Ligue	Pays
---------------	------	--------	-------	------

GG PARA JUDO ADAPTÉ II3 - vichy
CLASSEMENT Senior M -60kg

	NOM et Prénom	Club	Comité	Ligue	Pays
1	KHAN Idris	Great Britain	Great Britain	Great Britain	
2	ROFFE Ori	Israel	Israel	Israel	

GG PARA JUDO ADAPTÉ II2 - vichy
CLASSEMENT Senior M -66kg

NOM et Prénom	Club	Comité	Ligue	Pays
---------------	------	--------	-------	------

GG PARA JUDO ADAPTÉ II1 - vichy
CLASSEMENT Senior M -66kg

	NOM et Prénom	Club	Comité	Ligue	Pays
1	HODKINSON Joshuha	Great Britain	Great Britain	Great Britain	
2	MAWDSLEY Tom	Great Britain	Great Britain	Great Britain	
3	HUDSON Liam	Australia	Australia	Australia	
3	MBOG Francis	France	France	France	
5	DERGHAM Medhi	France	France	France	
5	IGARASHI Takeru	Japan	Japan	Japan	
7	THEVENET Adrien	France	France	France	

GG PARA JUDO ADAPTÉ II3 - vichy
CLASSEMENT Senior M -66kg

NOM et Prénom	Club	Comité	Ligue	Pays
---------------	------	--------	-------	------

GG PARA JUDO ADAPTÉ II2 - vichy
CLASSEMENT Senior M -73kg

	NOM et Prénom	Club	Comité	Ligue	Pays
1	LISZCZ Marcin	Poland	Poland	Poland	
2	MUSAEUS Ben	Germany	Germany	Germany	
3	FREITAG Valentin	Germany	Germany	Germany	

GG PARA JUDO ADAPTÉ II1 - vichy
CLASSEMENT Senior M -73kg

	NOM et Prénom	Club	Comité	Ligue	Pays
1	IJZERMAN Lesley	Netherlands	Netherlands	Netherlands	
2	HUGHES Joshua	Great Britain	Great Britain	Great Britain	
3	WALKER Stanley	Great Britain	Great Britain	Great Britain	
4	MORAG Gal	Israel	Israel	Israel	
5	JONES Kyle	Great Britain	Great Britain	Great Britain	

GG PARA JUDO ADAPTÉ II3 - vichy
CLASSEMENT Senior M -73kg

NOM et Prénom	Club	Comité	Ligue	Pays
---------------	------	--------	-------	------

GG PARA JUDO ADAPTÉ II2 - vichy
CLASSEMENT Senior M -81kg

	NOM et Prénom	Club	Comité	Ligue	Pays
1	GADOWCZOK Victor	Germany	Germany	Germany	
2	WIŚNIEWSKI Adam	Poland	Poland	Poland	
3	RITTER Bastien	France	France	France	

GG PARA JUDO ADAPTÉ II1 - vichy
CLASSEMENT Senior M -81kg

	NOM et Prénom	Club	Comité	Ligue	Pays
1	OGUEJIOFOR Ifeanyi	France	France	France	
2	GIRDWOOD Robert	Australia	Australia	Australia	
3	LE FEVRE Alexandre	Belgium	Belgium	Belgium	
3	MURPHY Chris	Great Britain	Great Britain	Great Britain	
5	DECUYPER Anthony	Belgium	Belgium	Belgium	
5	SAMPSON Tobias	Australia	Australia	Australia	

GG PARA JUDO ADAPTÉ II3 - vichy
CLASSEMENT Senior M -81kg

NOM et Prénom	Club	Comité	Ligue	Pays
---------------	------	--------	-------	------

GG PARA JUDO ADAPTÉ II2 - vichy
CLASSEMENT Senior M -90kg

NOM et Prénom	Club	Comité	Ligue	Pays
---------------	------	--------	-------	------

GG PARA JUDO ADAPTÉ II1 - vichy
CLASSEMENT Senior M -90kg

NOM et Prénom	Club	Comité	Ligue	Pays
---------------	------	--------	-------	------

GG PARA JUDO ADAPTÉ II3 - vichy
CLASSEMENT Senior M -90kg

NOM et Prénom	Club	Comité	Ligue	Pays
---------------	------	--------	-------	------

GG PARA JUDO ADAPTÉ II2 - vichy
CLASSEMENT Senior M -100kg

NOM et Prénom	Club	Comité	Ligue	Pays
---------------	------	--------	-------	------

GG PARA JUDO ADAPTÉ II1 - vichy
CLASSEMENT Senior M -100kg

	NOM et Prénom	Club	Comité	Ligue	Pays
1	JACKMAN Stuart	Great Britain	Great Britain	Great Britain	
2	HOLTACKERS Jasper	Netherlands	Netherlands	Netherlands	
3	JANSSEN Niels	Netherlands	Netherlands	Netherlands	
4	GUHUR Maxime	France	France	France	

GG PARA JUDO ADAPTÉ II3 - vichy
CLASSEMENT Senior M -100kg

NOM et Prénom	Club	Comité	Ligue	Pays
---------------	------	--------	-------	------

GG PARA JUDO ADAPTÉ II2 - vichy
CLASSEMENT Senior M +100kg


NOM et Prénom	Club	Comité	Ligue	Pays
---------------	------	--------	-------	------

GG PARA JUDO ADAPTÉ II1 - vichy
CLASSEMENT Senior M +100kg

NOM et Prénom	Club	Comité	Ligue	Pays
1 BRUNIN Jonathan	Belgium	Belgium	Belgium	
2 SASSEN Dion	Netherlands	Netherlands	Netherlands	
3 LOMAS Mikey	Great Britain	Great Britain	Great Britain	
4 VAN DER HEIJDEN Jurgen	Netherlands	Netherlands	Netherlands	

GG PARA JUDO ADAPTÉ II3 - vichy
CLASSEMENT Senior M +100kg

NOM et Prénom	Club	Comité	Ligue	Pays
---------------	------	--------	-------	------



virtus
Global Games
Vichy FRANCE 2023



VICHY
2023
VICHY
2023
VICHY
2023
VICHY
2023
VICHY
2023
VICHY
2023
VICHY
2023
VICHY
2023
VICHY
2023

Vichy FRANCE 2023

KARATE



INTELLECTUALLY IMPAIRED catÃ©gorie	classement	nom	club	pays
INTELLECTUA	1	SANCHEZ RO' http://setope	SPAIN	SPAIN
INTELLECTUA	2	KAKOSY OLIV http://setope	HUNGARY	HUNGARY
INTELLECTUA	3	ODIN CHARLE http://setope	FRANCE	FRANCE
INTELLECTUA	3	YAKYMASHK' http://setope	ITALY	ITALY
INTELLECTUA	5	KARPATI PETI http://setope	HUNGARY	HUNGARY
INTELLECTUA	5	REEDIJK ELISE http://setope	NEDERLANDS	NETHERLANDS
INTELLECTUA	7	WRIGHT PATI http://setope	CANADA	CANADA
INTELLECTUA	7	BRODEUR FL' http://setope	CANADA	CANADA
INTELLECTUA	1	OLSON NATA http://setope	CANADA	CANADA
INTELLECTUA	2	MATARI PERE http://setope	SPAIN	SPAIN
INTELLECTUA	3	EBRAHIM SAI http://setope	EGYPT	EGYPT
INTELLECTUA	3	YOUSSEF NAI http://setope	EGYPT	EGYPT
INTELLECTUA	5	SZABO ALEXA http://setope	HUNGARY	HUNGARY
INTELLECTUA	1	HUERTAS RUI http://setope	SPAIN	SPAIN
INTELLECTUA	2	SINGER ALBEI http://setope	GERMANY	GERMANY
INTELLECTUA	3	PEREIRA ANT http://setope	PORTUGAL	PORTUGAL
INTELLECTUA	3	CSATARI JAN' http://setope	HUNGARY	HUNGARY
INTELLECTUA	5	HASSAN MOL http://setope	EGYPT	EGYPT
INTELLECTUA	1	ALLESINA MA http://setope	ITALY	ITALY
INTELLECTUA	2	PRIETO AREV http://setope	SPAIN	SPAIN
INTELLECTUA	3	FONTENEY JC http://setope	FRANCE	FRANCE
INTELLECTUA	3	AZEVEDO JO' http://setope	PORTUGAL	PORTUGAL
INTELLECTUA	5	MONTANARI http://setope	ITALY	ITALY
INTELLECTUA	5	ELSABBAGH F http://setope	EGYPT	EGYPT
INTELLECTUA	7	ALFONSI DAN http://setope	ITALY	ITALY
INTELLECTUA	7	ELSHERIF ABI http://setope	EGYPT	EGYPT
INTELLECTUA	9	MIKLOSICS PI http://setope	HUNGARY	HUNGARY
INTELLECTUA	9	GRAUP CONR http://setope	CANADA	CANADA

INTELLECTUALLY IMPAIRED categorie classement nom

club

pays

INTELLECTUALLY IMPAIRED catÃ©gorie classement

nom

club


pays

INTELLECTUALLY IMPAIRED

catégorie classement nom

club

pays



virtus
Global Games
Vichy FRANCE 2023



VICHY
2023
VICHY
2023
VICHY
2023
VICHY
2023
VICHY
2023
VICHY
2023
VICHY
2023
VICHY
2023
VICHY
2023

Vichy FRANCE 2023

ROWING



GLOBAL GAMES - ROWING MONDAY

EventNum	Event	Place	Crew	CrewAbbrev	Bow	Stroke	AdjTime	Delta
Course 1	W1X II2	1	ITALIE	ITA 1	1	CASSETTA MARTA	02:56,53	
Course 2	M1X II2	1	ITALIE	ITA 1	2	APPENDINO ANDREA	02:35,31	
Course 2	M1X II2	2	FRANCE	FRA 1	1	LOREC BERJUIN DYLAN	02:56,61	00:21,30
Course 2	M1X II2	3	FRANCE	FRA 2	3	ISOARDI PIERRE LAURENT	03:21,18	00:45,87
Course 3	W2X II1	1	FRANCE	FRA 1	1	BERLAND CLEMENTINE - WATTECAMPS CLEMENCE	02:25,33	
Course 4	M2X II1	1	FRANCE	FRA 1	1	DAMIEN NICOLAS - TOUCHAGUES DAMIEN	01:47,45	
Course 4	M2X II1	2	FRANCE	FRA 2	2	ERARIO ILLYES - GOBRON DENIS SULLYVAN	01:56,37	00:08,92
Course 5	Mix 2X II1	1	AUSTRALIE	AUS 1	1	MARSHALL BRONTE - RUSSELL MACINTYRE	01:57,94	
Course 5	Mix 2X II1	2	AUSTRALIE	AUS 2	4	STORY JULIA - SKINNER AARON	02:00,86	00:02,92
Course 5	Mix 2X II1	3	ITALIE	ITA 2	3	TIEGHI ELISABETTA - HMOUDI AHMED	02:07,19	00:09,25
Course 5	Mix 2X II1	4	FRANCE	FRA 1	2	REGUERA ZOE - KOLLIALIS ETIENNE	02:10,22	00:12,28
Course 6	Mix 2X II2	1	ITALIE	ITA 1	1	APPENDINO ANDREA - CASSETTA MARTA	02:28,34	
Course 7	Mix 2X II3	1	FRANCE	FRA 1	1	COQUEGNIOT FLORENT - MONGIN APOLLINE	01:47,40	
Course 8	W1X II1	1	AUSTRALIE	AUS 2	4	STORY JULIA	02:05,17	
Course 8	W1X II1	2	AUSTRALIE	AUS 1	2	MARSHALL BRONTE	02:07,35	00:02,18
Course 8	W1X II1	3	ITALIE	ITA 1	5	TIEGHI ELISABETTA	02:22,41	00:17,24
Course 8	W1X II1	4	FRANCE	FRA 1	1	GEYSSELY ESTELLE	02:34,46	00:29,29
Course 8	W1X II1	5	PORTUGAL	POR 1	3	SILVA CARLA	05:41,97	03:36,80
Course 9	M1X II1	1	AUSTRALIE	AUS 1	1	RUSSELL MACINTYRE	02:00,72	
Course 9	M1X II1	2	FRANCE	FRA 1	2	HEITZ THEO	02:02,51	00:01,79
Course 9	M1X II1	3	AUSTRALIE	AUS 2	4	SKINNER AARON	02:09,86	00:09,14
Course 9	M1X II1	4	ITALIE	ITA 1	3	HMOUDI AHMED	02:13,54	00:12,82
Course 10	W1X II3	1	FRANCE	FRA 1	1	MONGIN APOLLINE	02:06,96	
Course 11	M1X II3	1	FRANCE	FRA 2	3	COQUEGNIOT FLORENT	01:49,78	
Course 11	M1X II3	2	FRANCE	FRA 1	1	CHATEL THEODORE	01:51,67	00:01,89
Course 11	M1X II3	3	ITALIE	ITA 1	2	MAZZOLETTI LORENZO	01:58,39	00:08,61
Course 12	Mix4X+ II1	1	FRANCE	FRA 1	3	BERLAND CLEMENTINE - DAMIEN NICOLAS - WATTECAMPS CLEMENCE - TOUCHAGUES DAMIEN - REGUERA ZOE	01:50,70	
Course 12	Mix4X+ II1	2	AUSTRALIE	AUS 1	4	MARSHALL BRONTE - RUSSELL MACINTYRE - SKINNER AARON - STORY JULIA - X	01:50,90	00:00,30
Course 12	Mix4X+ II1	3	KOREA	KOR 1	2	CHOE SEONGRIM - DO SOOHO - JUNG GUHWAN - LEE SUYEON - X	01:58,70	00:08,10
Course 12	Mix4X+ II1	4	ITALIE	ITA 1	1	GUERRA GIULIO - HMOUDI AHMED - PICCININNO MARTA - TIEGHI ELISABETTA - X	02:03,40	00:12,70

MARDI - GLOBALS GAME 2023

EventNum	Event	Place	Crew	CrewAbbrev	Bow	Stroke	AdjTime	Delta
Course 1	W1X II2	1	ITALIE	ITA 1	1	CASSETTA MARTA	06:01,08	
Course 2	M1X II2	1	ITALIE	ITA 1	1	APPENDINO ANDREA	05:19,99	
Course 2	M1X II2	2	FRANCE	FRA 2	3	LOREC BERJUIN DYLAN	05:52,69	00:32,70
Course 2	M1X II2	3	FRANCE	FRA 1	2	ISOARDI PIERRE LAURENT	06:38,28	01:18,29
Course 3	Mix 2X II1	1	AUSTRALIE	AUS 2	5	STORY JULIA - RUSSELL MACINTYRE	03:46,11	
Course 3	Mix 2X II1	2	FRANCE	FRA 2	4	DAMIEN NICOLAS - WATTECAMPS CLEMENCE	03:59,59	00:13,48
Course 3	Mix 2X II1	3	FRANCE	FRA 1	3	GEYSSELY ESTELLE - HEITZ THEO	04:01,00	00:14,89
Course 3	Mix 2X II1	4	AUSTRALIE	AUS 1	2	MARSHALL BRONTE - SKINNER AARON	04:04,89	00:18,78
Course 3	Mix 2X II1		ITALIE	ITA 1	1	HMOUDI AHMED - TIEGHI ELISABETTA	DNS	
Course 4	Mix 2X II2	1	ITALIE	ITA 1	1	APPENDINO ANDREA - CASSETTA MARTA	05:09,62	
Course 5	Mix 2X II3	1	FRANCE	FRA 1	1	CHATEL THEODORE - MONGIN APOLLINE	03:40,81	
Course 6	W1X II1	1	AUSTRALIE	AUS 2	2	STORY JULIA	04:36,20	
Course 6	W1X II1	2	AUSTRALIE	AUS 1	4	MARSHALL BRONTE	04:48,81	00:12,61
Course 6	W1X II1	3	ITALIE	ITA 1	3	THIEGI ELISABETTA	05:10,10	00:33,90
Course 6	W1X II1	4	PORTUGAL	POR 1	1	SILVA CARLA	09:46,47	05:10,27
Course 7	M1X II1	1	AUSTRALIE	AUS 1	3	RUSSELL MACINTYRE	04:01,57	
Course 7	M1X II1	2	FRANCE	FRA 1	2	TOUCHAGUES DAMIEN	04:06,59	00:05,02
Course 7	M1X II1	3	FRANCE	FRA 2	5	KOLLIALIS ETIENNE	04:13,31	00:11,74
Course 7	M1X II1	4	FRANCE	FRA 3	4	ERARIO ILLYES	04:14,21	00:12,64
Course 7	M1X II1	5	AUSTRALIE	AUS 2	1	SKINNER AARON	04:40,59	00:39,02
Course 8	W1X II3	1	FRANCE	FRA 1	1	MONGIN APOLLINE	04:15,18	
Course 9	M1X II3	1	FRANCE	FRA 2	1	COQUEUGNIOT FLORENT	03:45,82	
Course 9	M1X II3	2	FRANCE	FRA 1	3	CHATEL THEODORE	03:49,24	00:03,42
Course 9	M1X II3	3	ITALIE	ITA 1	2	MAZZOLETTI LORENZO	03:56,29	00:10,47
Course 10	Mix4X+ II1	1	AUSTRALIE	AUS 1	1	MARSHALL BRONTE - RUSSELL MACINTYRE - SKINNER AARON - STORY JULIA - X	03:44,52	
Course 10	Mix4X+ II1	2	FRANCE	FRA 2	5	BERLAND CLEMENTINE - DAMIEN NICOLAS - WATTECAMPS ZOE- TOUCHAGUES DAMIEN - ERARIO ILLYES	03:48,54	00:04,02
Course 10	Mix4X+ II1	3	KOREA	KOR 1	4	CHOE SEONGRIM - DO SOHO - JUNG GUHWAN - LEE SUYEON - X	03:54,52	00:10,00
Course 10	Mix4X+ II1	4	ITALIE	ITA 1	3	GUERRA GIULIO - HMOUDI AHMED - PICCININNO MARTA - TIEGHI ELISABETTA - X	03:59,95	00:15,43
Course 10	Mix4X+ II1	5	FRANCE	FRA 1	2	GEYSSELY ESTELLE - REGUERA ZOE - GOBRON DENIS SULLYVAN - HEITZ THEO - LOREC BERJUIN DYLAN	04:09,11	00:24,59

Indoor Rowing : CREPS de Vichy

Jeudi 8 juin









M II1 1000 m						
1	Francesco	DI DONATO	Italy	Male	II1	3'06"4
2	Damien	TOUCHAGUES	France	Male	II1	3'07"7
3	Etienne	KOLLIALIS	France	Male	II1	3'11"5
4	Guhwan	JUNG	Republic Of Korea	Male	II1	3'12"2
5	Ahmed	HMOUDI	Italy	Male	II1	3'16"1
6	Giulio	GUERRA	Italy	Male	II1	3'19"4
7	Brayan	QUINQUIGUANO	Ecuador	Male	II1	3'22"0
8	Xavier	VARGAS	Ecuador	Male	II1	3'23"2
9	SooHo	DO	Republic Of Korea	Male	II1	3'24"8
10	Nicolas	DAMIEN	France	Male	II1	3'26"6
11	Macintyre	RUSSELL	Australia	Male	II1	3'27"5
12	Aaron	SKINNER	Australia	Male	II1	3'32"5
13	Illyes	ERARIO	France	Male	II1	3'42"3
14	Noam	GEVA	Israel	Male	II1	3'54"1
W II1 1000 m						
1	Julia	STORY	Australia	Female	II1	3'47"8
2	Suyeon	LEE	Republic Of Korea	Female	II1	3'49"5
3	Seongrim	CHOE	Republic Of Korea	Female	II1	3'51"0
4	Marta	PICCININNO	Italy	Female	II1	3'57"7
5	Bronte	MARSHALL	Australia	Female	II1	3'59"7
6	Clémence	WATTECAMPS	France	Female	II1	4'11"4
7	Cinthia Cristina	ZAPATA GUILLEN	Ecuador	Female	II1	4'13"8
8	Estelle	GEYSSELY	France	Female	II1	4'21"3
9	Carla	SILVA	Portugal	Female	II1	4'28"7
10	Maayan	KENIGSBERG	Israel	Female	II1	4'56"7
M II2 1000 m						
1	Andréa	APPENDINO	Italy	Male	II2	4'02"9
2	Dylan	LOREC BERJUIIN	France	Male	II2	4'13"1
3	Pierre Laurent	ISOARDI	France	Male	II2	4'41"4
W II2 1000 m						
1	Marta	CASSETTA	Italy	Female	II2	5'23"9
2	Ines	ARREGUI	France	Female	II2	5'33"5
3	Nadege	DATHY	France	Female	II2	6'06"5
M II3 1000 m						
1	Florent	COQUEUGNIOT	France	Male	II3	3'04"9
2	Theodore	CHATEL	France	Male	II3	3'09"3
3	Lorenzo	MAZZOLETTI	Italy	Male	II3	3'13"5
W II3 1000 m						
1	Apolline	MONGIN	France	Female	II3	3'39"2

Indoor Rowing : CREPS de Vichy

Jeudi 8 juin - 500 m

M II1		500 m				
1	Francesco	DI DONATO	Italy	Male	II1	1'28"1
2	Damien	TOUCHAGUES	France	Male	II1	1'28"1
3	Etienne	KOLLIALIS	France	Male	II1	1'29"8
4	Guhwan	JUNG	Republic Of Korea	Male	II1	1'30"7
5	Theo	HEITZ	France	Male	II1	1'31"0
6	Ahmed	HMOUDI	Italy	Male	II1	1'31"5
7	Giulio	GUERRA	Italy	Male	II1	1'31"5
8	Xavier	VARGAS	Ecuador	Male	II1	1'32"8
9	SooHo	DO	Republic Of Korea	Male	II1	1'34"0
10	Brayan	QUINQUIGUANO	Ecuador	Male	II1	1'35"5
11	Aaron	SKINNER	Australia	Male	II1	1'36"6
12	Macintyre	RUSSELL	Australia	Male	II1	1'39"4
13	Sullyvan	GOBRON DENIS	France	Male	II1	1'40"2
14	Noam	GEVA	Israel	Male	II1	1'47"9
W II1		500 m				
1	Suyeon	LEE	Republic Of Korea	Female	II1	1'44"8
2	Seongrim	CHOE	Republic Of Korea	Female	II1	1'45"7
3	Julia	STORY	Australia	Female	II1	1'46"7
4	Marta	PICCININNO	Italy	Female	II1	1'48"8
5	Bronte	MARSHALL	Australia	Female	II1	1'54"7
6	Clementine	BERLAND	France	Female	II1	1'56"8
7	Cinthia Cristina	ZAPATA GUILLEN	Ecuador	Female	II1	1'57"7
8	Elisabetta	TIEGHI	Italy	Female	II1	1'58"2
9	Zoe	REGUERA	France	Female	II1	2'05"6
10	Carla	SILVA	Portugal	Female	II1	2'07"4
11	Maayan	KENIGSBERG	Israel	Female	II1	2'20"0
M II2		500 m				
1	Andrea	APPENDINO	Italy	Male	II2	1'52"3
2	Dylan	LOREC BERJUIN	France	Male	II2	1'57"4
3	Pierre Laurent	ISOARDI	France	Male	II2	2'15"6
W II2		500 m				
1	Marta	CASSETTA	Italy	Female	II2	2'32"8
2	Ines	ARREGUI	France	Female	II2	2'37"4
3	Nadege	DATHY	France	Female	II2	2'58"9
M II3		500 m				
1	Theodore	CHATEL	France	Male	II3	1'26"4
1	Florent	COQUEUGNIOT	France	Male	II3	1'26"4
3	Lorenzo	MAZZOLETTI	Italy	Male	II3	1'29"3
W II3		500 m				
1	Apolline	MONGIN	France	Female	II3	1'42"0

2000m Homme II3 & Femme II3

Lieu	Nom	Affiliation	Score	Rythme	500m	1 000 m	1 500 m	2 000 m	
Femme									
1	Apolline MONGIN	 France	7:41.4	1:55.3	1:51.3	1:56.0	1:58.3	1:55.8	
Homme									
1	Florent COQUEUGNIOT	 France	6:32.3	1:38.0	1:36.4	1:39.1	1:39.3	1:37.5	
2	Théodore CHATEL	 France	6:37.2	1:39.3	1:35.2	1:39.7	1:41.3	1:41.0	
3	Lorenzo MAZZOLETTI	 italien	6:56.0	1:44.0	1:36.3	1:46.1	1:47.4	1:46.2	

RELAIS MIXTE II2

Lieu	Nom	Affiliation	Score	Rythme	500m	1 000 m	1 500 m	2 000 m	
1	ÉQUIPE Fra	 France	9:57.4	2:29.3	2:38.8	2:11.4	3:09.2	1:57.9	

Relais Mixte II1 & II3 - Parcours Ouvert

Lieu	Nom	Score	Rythme	500m	1 000 m	1 500 m	2 000 m		
1	ÉQUIPE Fra-Ita	 	6:22.8	1:35.7	1:30.7	1:48.0	1:32.3	1:31.7	
2	ÉQUIPE Fra-Ecu	 	7:10.0	1:47.5	1:42.4	1:46.2	1:38.9	2:02.6	
3	ÉQUIPE Isr-Ita-Por	  	8:18.2	2:04.5	1:48.9	2:30.3	2:18.0	1:41.0	

Relais Mixte II1

Lieu	Nom	Affiliation	Score	Rythme	500m	1 000 m	1 500 m	2 000 m	
1	Équipe Kor	 Répu	6:39.2	1:39.8	1:33.8	1:46.1	1:47.8	1:31.5	
2	Équipe Australie	 Australie	7:05.9	1:46.4	1:35.9	1:49.2	1:59.5	1:41.3	
3	Équipe Fra 1	 France	7:09.5	1:47.3	2:00.4	1:32.0	2:00.8	1:36.4	
4	Équipe Ita	 italien	7:13.4	1:48.3	1:32.2	1:58.9	2:04.2	1:38.1	
5	Équipe Fra 2	 France	7:24.9	1:51.2	1:38.4	2:03.9	1:37.2	2:05.4	

Indoor Rowing : CREPS de Vichy

Jeudi 8 juin - 500 m

M II1		500 m				
1	Francesco	DI DONATO	Italy	Male	II1	1'28"1
2	Damien	TOUCHAGUES	France	Male	II1	1'28"1
3	Etienne	KOLLIALIS	France	Male	II1	1'29"8
4	Guhwan	JUNG	Republic Of Korea	Male	II1	1'30"7
5	Theo	HEITZ	France	Male	II1	1'31"0
6	Ahmed	HMOUDI	Italy	Male	II1	1'31"5
7	Giulio	GUERRA	Italy	Male	II1	1'31"5
8	Xavier	VARGAS	Ecuador	Male	II1	1'32"8
9	Soho	DO	Republic Of Korea	Male	II1	1'34"0
10	Brayan	QUINQUIGUANO	Ecuador	Male	II1	1'35"5
11	Aaron	SKINNER	Australia	Male	II1	1'36"6
12	Macintyre	RUSSELL	Australia	Male	II1	1'39"4
13	Sullyvan	GOBRON DENIS	France	Male	II1	1'40"2
14	Noam	GEVA	Israel	Male	II1	1'47"9
W II1		500 m				
1	Suyeon	LEE	Republic Of Korea	Female	II1	1'44"8
2	Seongrim	CHOE	Republic Of Korea	Female	II1	1'45"7
3	Julia	STORY	Australia	Female	II1	1'46"7
4	Marta	PICCININNO	Italy	Female	II1	1'48"8
5	Bronte	MARSHALL	Australia	Female	II1	1'54"7
6	Clementine	BERLAND	France	Female	II1	1'56"8
7	Cinthia Cristina	ZAPATA GUILLEN	Ecuador	Female	II1	1'57"7
8	Elisabetta	TIEGHI	Italy	Female	II1	1'58"2
9	Zoe	REGUERA	France	Female	II1	2'05"6
10	Carla	SILVA	Portugal	Female	II1	2'07"4
11	Maayan	KENIGSBERG	Israel	Female	II1	2'20"0
M II2		500 m				
1	Andrea	APPENDINO	Italy	Male	II2	1'52"3
2	Dylan	LOREC BERJUIN	France	Male	II2	1'57"4
3	Pierre Laurent	ISOARDI	France	Male	II2	2'15"6
W II2		500 m				
1	Marta	CASSETTA	Italy	Female	II2	2'32"8
2	Ines	ARREGUI	France	Female	II2	2'37"4
3	Nadege	DATHY	France	Female	II2	2'58"9
M II3		500 m				
1	Theodore	CHATEL	France	Male	II3	1'26"4
1	Florent	COQUEUGNIOT	France	Male	II3	1'26"4
3	Lorenzo	MAZZOLETTI	Italy	Male	II3	1'29"3
W II3		500 m				
1	Apolline	MONGIN	France	Female	II3	1'42"0

Indoor Rowing : CREPS de Vichy

Jeudi 8 juin

M II1 1000 m						
1	Francesco	DI DONATO	Italy	Male	II1	3'06"4
2	Damien	TOUCHAGUES	France	Male	II1	3'07"7
3	Etienne	KOLLIALIS	France	Male	II1	3'11"5
4	Guhwan	JUNG	Republic Of Korea	Male	II1	3'12"2
5	Ahmed	HMOUDI	Italy	Male	II1	3'16"1
6	Giulio	GUERRA	Italy	Male	II1	3'19"4
7	Brayan	QUINQUIGUANO	Ecuador	Male	II1	3'22"0
8	Xavier	VARGAS	Ecuador	Male	II1	3'23"2
9	Sooho	DO	Republic Of Korea	Male	II1	3'24"8
10	Nicolas	DAMIEN	France	Male	II1	3'26"6
11	Macintyre	RUSSELL	Australia	Male	II1	3'27"5
12	Aaron	SKINNER	Australia	Male	II1	3'32"5
13	Illyes	ERARIO	France	Male	II1	3'42"3
14	Noam	GEVA	Israel	Male	II1	3'54"1
W II1 1000 m						
1	Julia	STORY	Australia	Female	II1	3'47"8
2	Suyeon	LEE	Republic Of Korea	Female	II1	3'49"5
3	Seongrim	CHOE	Republic Of Korea	Female	II1	3'51"0
4	Marta	PICCININNO	Italy	Female	II1	3'57"7
5	Bronte	MARSHALL	Australia	Female	II1	3'59"7
6	Clémence	WATTECAMPS	France	Female	II1	4'11"4
7	Cinthia Cristina	ZAPATA GUILLEN	Ecuador	Female	II1	4'13"8
8	Estelle	GEYSSELY	France	Female	II1	4'21"3
9	Carla	SILVA	Portugal	Female	II1	4'28"7
10	Maayan	KENIGSBERG	Israel	Female	II1	4'56"7
M II2 1000 m						
1	Andréa	APPENDINO	Italy	Male	II2	4'02"9
2	Dylan	LOREC BERJUIIN	France	Male	II2	4'13"1
3	Pierre Laurent	ISOARDI	France	Male	II2	4'41"4
W II2 1000 m						
1	Marta	CASSETTA	Italy	Female	II2	5'23"9
2	Ines	ARREGUI	France	Female	II2	5'33"5
3	Nadege	DATHY	France	Female	II2	6'06"5
M II3 1000 m						
1	Florent	COQUEUGNIOT	France	Male	II3	3'04"9
2	Theodore	CHATEL	France	Male	II3	3'09"3
3	Lorenzo	MAZZOLETTI	Italy	Male	II3	3'13"5
W II3 1000 m						
1	Apolline	MONGIN	France	Female	II3	3'39"2

Results

[FFN quotation]

Final A : 4x100 Medley II1 Men

[Monday, 05/06/2023]

1.	II1-OLIVEIRA MARTINS BRANCO...	1:07.50	2001	BRA	BRAZIL	---	4:08.23
	II1-BRUTOS DE OLIVEIRA JOAO...	1:07.06	2004	BRA		+0.00	
	II1-BANDEIRA GABRIEL	57.69	1999	BRA		+0.00	
	II1-CALTRAN VILA REAL FELIPE	55.98	1997	BRA		+0.00	
2.	II1-LEE INKOOK	1:02.24	1995	KOR	REPUBLIC OF KOREA	---	4:12.17
	II1-LEE JUYOUNG	1:13.83	1997	KOR		+0.52	
	II1-CHO WONSANG	58.00	1992	KOR		+0.41	
	II1-KO JUNHO	58.10	2002	KOR		+0.34	
3.	II1-HUI KA CHUN	1:04.79	2001	HKG	HONG KONG	---	4:15.06
	II1-TANG WAI LOK	1:11.42	1997	HKG		+0.58	
	II1-WONG HON YIN	1:04.07	2001	HKG		+0.51	
	II1-CHEUNG TSUN LOK	54.78	2005	HKG		+0.35	
4.	II1-NAKAJIMA KEICHI	1:05.91	1998	JPN	JAPAN	---	4:17.68
	II1-SATO YUTO	1:10.15	1999	JPN		+0.48	
	II1-UEMURA HARUHI	1:02.44	2005	JPN		+0.19	
	II1-SEKI KEVIN	59.18	1999	JPN		+0.33	
5.	II1-MAILLET NATHAN	1:06.60	1998	FRA	FRANCE	+0.73	4:28.17
	II1-BLAISE SIMON	1:15.46	1996	FRA		+0.40	
	II1-DANIEL MATTHIS	1:06.09	1998	FRA		+0.32	
	II1-MENY JORDAN	1:00.02	2000	FRA		+0.58	
6.	II1-LABRADOR FERNANDEZ JAVIER	1:10.12	2001	ESP	SPAIN	---	4:28.18
	II1-SANTANA HERNÁNDEZ ADRIAN...	1:19.73	1995	ESP		+0.51	
	II1-SANTANA HERNÁNDEZ ADRIAN...	1:01.48	2001	ESP		+0.59	
	II1-SANTANA HERNÁNDEZ ADRIAN...	56.85	1997	ESP		+0.52	
7.	II1-LONGARON CARRERAS ADRIAN JARRED	1:09.16	2000	AUS	AUSTRALIA	---	4:28.85
	II1-SISMAN BARREN	1:18.84	2006	AUS		+0.70	
	II1-VALENTE SERRANO MIGUEL...	1:02.74	2001	AUS		+0.34	
	II1-STEWART BAILEY	1:02.74	2001	AUS		+0.34	
	II1-ALFORD JOSHUA	58.11	1995	AUS		+0.56	
8.	II1-CHASMPIS SEFERIS	1:21.69	2009	GRE	GREECE	---	5:15.39
	II1-ARAPOGLOU DIMITRIOS	1:32.42	2004	GRE		+0.44	
	II1-DAKOUTROS CHRISTOS	1:14.91	2000	GRE		+0.36	
	II1-VOULGARAKIS ATHANASIOS	1:06.37	2004	GRE		+0.72	

Results

[FFN quotation]

Final A : 4x100 Medley II2 Men
[Monday, 05/06/2023]

1.	II2-SERRANO CORREOSO LUIS	1:24.60	1988	ESP	SPAIN	---	5:30.42
	II2-OLMO SEDEÑO ANTONIO	1:36.39	1998	ESP		+0.56	
	II2-HERNANDEZ ORTIZ CARLOS	1:19.24	1990	ESP		+0.39	
	II2-GRACIA NUÑEZ GUILLERMO	1:10.19	2004	ESP		+0.24	
2.	II2-RONCATO GIAMMARIA	1:28.90	1995	ITA	ITALY	---	5:35.97
	II2-ZAFFARONI PAOLO	1:31.63	1996	ITA		+0.37	
	II2-SCOTTI ANDREA	1:20.63	1999	ITA		+0.50	
	II2-PICCININI FRANCESCO	1:14.81	1995	ITA		+0.34	
3.	II2-ALMEIDA ANDRÉ	1:30.50	2000	POR	PORTUGAL	---	5:36.75
	II2-VAZ JOÃO	1:14.00	1992	POR		+0.56	
	II2-PEREIRA VICENTE	1:32.41	2005	POR		+0.00	
	II2-MATOS DIOGO	1:19.84	1999	POR		+0.52	
4.	II2-DUTAY RAFAEL	1:38.36	1991	FRA	FRANCE	---	5:47.24
	II2-LEPINE AMAURY	1:38.72	1998	FRA		+0.29	
	II2-BELIG AXEL	1:15.96	1994	FRA		+0.13	
	II2-MATILLA CÉDRIC	1:14.20	1995	FRA		+0.67	
5.	II2-GARCIA ISAAC	1:11.18	2004	MEX	MEXICO	---	6:16.06
	II2-LUNA JORGE	2:17.62	1996	MEX		+0.00	
	II2-MARTINEZ STEVEN	1:23.49	1993	MEX		+0.48	
	II2-FLORES GIOVANNI	1:23.77	1992	MEX		-0.08	
6.	II2-WILKINS CHARLES	1:38.75	1999	AUS	AUSTRALIA	---	6:16.36
	II2-MC GRANE RYAN	1:37.05	1992	AUS		+0.93	
	II2-DOOLAN BRADLEY	1:40.27	1994	AUS		+0.62	
	II2-BOOYSEN RUSSELL	1:20.29	1995	AUS		+0.20	
7.	II2-MATUSIEWICZ BARTOSZ	1:55.44	1998	POL	POLAND	---	7:11.25
	II2-MUSZYSKI JAKUB	1:49.16	2003	POL		+0.00	
	II2-GROMADA SZYMON	1:44.72	2003	POL		+0.00	
	II2-KRZEMIEN GRZEGORZ	1:41.93	1998	POL		+0.00	

Results

[FFN quotation]

Final A : 4x100 Medley I13 Men

[Monday, 05/06/2023]

1.	I13-DELACOUR FLORENTIN	1:13.19	2005	FRA	FRANCE	---	4:31.07
	I13-PARISOT AXEL	1:08.71	2000	FRA		+0.42	
	I13-BARRAUD ADRIEN	1:09.68	2008	FRA		+0.61	
	I13-TATOLI MATTéo	59.49	2003	FRA		+0.11	
2.	I13-HOWELLS ISAAC	1:16.04	2008	AUS	AUSTRALIA	---	4:33.99
	I13-CREGAN GABRIEL	1:11.50	2007	AUS		+0.00	
	I13-HEJAIJ ALEXANDER	1:01.57	2002	AUS		+0.00	
	I13-THOMPSON JAKOB	1:04.88	2005	AUS		+0.00	

Partial results

[FFN quotation]

Final A - II1 : 50 Butterfly Men

[Monday, 05/06/2023]

1.	II1-HILLHOUSE ALEXANDER	2004	DEN	DENMARK	+0.65	25.34	1198 pts
2.	II1-BANDEIRA GABRIEL	1999	BRA	BRAZIL	+0.68	25.62	1179 pts
3.	II1-CHO WONSANG	1992	KOR	REPUBLIC OF KOREA	+0.65	26.18	1141 pts
4.	II1-NAKAJIMA KEICHI	1998	JPN	JAPAN	+0.63	26.60	1113 pts
5.	II1-DOS SANTOS DUARTE ADENILSON	2002	BRA	BRAZIL	+0.59	26.64	1110 pts
6.	II1-JONSSON ROBERT ISAK	2001	ISL	ICELAND	+0.64	26.86	1095 pts
7.	II1-LONGARON CARRERAS ADRIAN	2001	ESP	SPAIN	+0.66	27.00	1086 pts
8.	II1-LUIZ BENTO DA SILVA FILHO ANDRE	1996	BRA	BRAZIL	+0.66	27.03	1084 pts

Partial results

[FFN quotation]

Final A - II1 : 50 Butterfly Women

[Monday, 05/06/2023]

1.	II1-CHAN YUI LAM	2003	HKG	HONG KONG	+0.75	29.72	1101 pts
2.	II1-SOARES DE OLIVEIRA	2000	BRA	BRAZIL	+0.60	30.51	1052 pts
3.	II1-CORONADO TEJEDA EVA	1999	ESP	SPAIN	+0.73	31.08	1017 pts
4.	II1-FALK JANINA	2003	AUT	AUSTRIA (ÖBSV)	+0.88	31.52	991 pts
4.	II1-FUKUI KASUMI	1999	JPN	JAPAN	+0.70	31.52	991 pts
6.	II1-IPUS MARTINEZ LAURA SOFIA	2002	COL	COLOMBIA	+0.80	32.44	936 pts
7.	II1-THOMPSON Kael	2007	AUS	AUSTRALIA	+0.73	32.72	920 pts
8.	II1-AçKGöz SEÇİL	2001	TUR	TİRKIYE	+0.77	33.44	879 pts

Partial results

[FFN quotation]

Final A - II1 : 100 Breaststroke Men

[Monday, 05/06/2023]

1.	II1-BRUTOS DE OLIVEIRA JOAO-PEDRO	2004	BRA	BRAZIL	+0.71	1:06.84	1138 pts
50 m :	30.79 (30.79)	100 m :	1:06.84 (36.05)	[1:06.84]			
2.	II1-PARMENTIER AYMERIC	1993	BEL	BELGIUM	+0.73	1:09.12	1079 pts
50 m :	31.42 (31.42)	100 m :	1:09.12 (37.70)	[1:09.12]			
3.	II1-SATO YUTO	1999	JPN	JAPAN	+0.66	1:10.35	1047 pts
50 m :	32.77 (32.77)	100 m :	1:10.35 (37.58)	[1:10.35]			
4.	II1-LEE JUYOUNG	1997	KOR	REPUBLIC OF KOREA	+0.78	1:13.89	959 pts
50 m :	34.74 (34.74)	100 m :	1:13.89 (39.15)	[1:13.89]			
5.	II1-PALAZZO MISHA	2002	ITA	ITALY	+0.87	1:15.71	916 pts
50 m :	34.73 (34.73)	100 m :	1:15.71 (40.98)	[1:15.71]			
---	II1-SISMAN DARREN	2006	AUS	AUSTRALIA		DSQ	911 pts
6.	II1-KIM HYEONSEUNG	1999	KOR	REPUBLIC OF KOREA	+0.82	1:16.18	905 pts
50 m :	35.13 (35.13)	100 m :	1:16.18 (41.05)	[1:16.18]			
7.	II1-KHALILI NADER	2001	FIN	FINLAND	+0.83	1:16.46	898 pts
50 m :	35.14 (35.14)	100 m :	1:16.46 (41.32)	[1:16.46]			

Partial results

[FFN quotation]

Final A - III1 : 100 Breaststroke Women

[Monday, 05/06/2023]

1.	II1-BORGES CARNEIRO BEATRIZ	1998	BRA	BRAZIL	+0.84	1:15.91	1112 pts
50 m :	35.78 (35.78)	100 m :	1:15.91 (40.13)	[1:15.91]			
2.	II1-BORGES CARNEIRO DEBORA	1998	BRA	BRAZIL	+0.75	1:16.24	1104 pts
50 m :	35.74 (35.74)	100 m :	1:16.24 (40.50)	[1:16.24]			
3.	II1-FALK JANINA	2003	AUT	AUSTRIA (ÖBSV)	+0.87	1:19.91	1021 pts
50 m :	37.45 (37.45)	100 m :	1:19.91 (42.46)	[1:19.91]			
4.	II1-MAURIN ESPIAU ASSYA	2006	FRA	FRANCE	+0.66	1:21.12	994 pts
50 m :	38.26 (38.26)	100 m :	1:21.12 (42.86)	[1:21.12]			
5.	II1-MARCHI GIORGIA	2001	ITA	ITALY	+0.80	1:24.54	921 pts
50 m :	38.56 (38.56)	100 m :	1:24.54 (45.98)	[1:24.54]			
6.	II1-LINDBERG PERNILLA	1994	SWE	SWEDEN	+0.75	1:24.95	912 pts
50 m :	39.36 (39.36)	100 m :	1:24.95 (45.59)	[1:24.95]			
7.	II1-TUNG YI-AN	1999	TPE	CHINESE TAIPEI	+0.79	1:27.82	853 pts
50 m :	40.80 (40.80)	100 m :	1:27.82 (47.02)	[1:27.82]			
8.	II1-CHEUNG HO YING	2003	HKG	HONG KONG	+0.73	1:28.05	849 pts
50 m :	41.96 (41.96)	100 m :	1:28.05 (46.09)	[1:28.05]			

Partial results

[FFN quotation]

Final III1 : 200 Backstroke Men

[Monday, 05/06/2023]

1.	II1-CHEN JIE-CHENG	2000	TPE	CHINESE TAIPEI	+0.74	2:22.63	927 pts	
50 m :	33.11 (33.11)	100 m :	1:09.52 (36.41)	[1:09.52]	150 m :	1:46.68 (37.16)	200 m :	2:22.63 (35.95) [1:13.11]
2.	II1-HUI KA CHUN	2001	HKG	HONG KONG	+0.65	2:23.42	917 pts	
50 m :	33.02 (33.02)	100 m :	1:09.58 (36.56)	[1:09.58]	150 m :	1:46.94 (37.36)	200 m :	2:23.42 (36.48) [1:13.84]
3.	II1-LABRADOR FERNANDEZ JAVIER	2001	ESP	SPAIN	---	2:28.82	850 pts	
50 m :	33.17 (33.17)	100 m :	1:10.69 (37.52)	[1:10.69]	150 m :	1:50.94 (40.25)	200 m :	2:28.82 (37.88) [1:18.13]
4.	II1-LEIB RICHARD	2004	EST	ESTONIA	+0.72	2:29.39	843 pts	
50 m :	34.12 (34.12)	100 m :	1:11.65 (37.53)	[1:11.65]	150 m :	1:50.94 (39.29)	200 m :	2:29.39 (38.45) [1:17.74]
5.	II1-OLIVEIRA MARTINS BRANCO	2001	BRA	BRAZIL	+0.69	2:30.50	830 pts	
50 m :	34.00 (32.65)	100 m :	1:09.63 (36.98)	[1:09.63]	150 m :	1:49.14 (39.51)	200 m :	2:30.50 (41.36) [1:20.87]
6.	II1-ASLAN MERT	1998	TUR	TÜRKIYE	+0.85	2:38.89	731 pts	
50 m :	37.07 (37.07)	100 m :	1:17.62 (40.55)	[1:17.62]	150 m :	1:59.01 (41.39)	200 m :	2:38.89 (39.88) [1:21.27]
7.	II1-BAUTISTA PRADOS JUAN	2000	ESP	SPAIN	+0.79	2:39.55	724 pts	
50 m :	34.95 (34.95)	100 m :	1:15.31 (40.36)	[1:15.31]	150 m :	1:57.92 (42.61)	200 m :	2:39.55 (41.63) [1:24.24]
8.	II1-SCHUMACHER JAKOB	2006	AUT	AUSTRIA (ÖBSV)	+0.81	2:42.34	693 pts	
50 m :	36.26 (36.26)	100 m :	1:17.73 (41.47)	[1:17.73]	150 m :	2:00.89 (43.16)	200 m :	2:42.34 (41.45) [1:24.61]

Partial results

[FFN quotation]

Final A - II2 : 50 Butterfly Men

[Monday, 05/06/2023]

1.	II2-PEREIRA VICENTE	2005	POR	PORTUGAL	+0.75	31.32	821 pts
2.	II2-JURRIES JOSEPH	2002	USA	UNITED STATES OF AMERICA	+0.84	32.61	749 pts
3.	II2-HERNANDEZ ORTIZ CARLOS	1990	ESP	SPAIN	+0.84	33.03	727 pts
4.	II2-AIMORÉ CAIQUE	1992	BRA	BRAZIL	---	33.14	721 pts
5.	II2-LACEY ZAC	2000	GBR	GREAT BRITAIN	+0.77	33.73	690 pts
6.	II2-ZAFFARONI PAOLO	1996	ITA	ITALY	+0.71	33.96	678 pts
7.	II2-BELIG AXEL	1994	FRA	FRANCE	+0.74	34.18	666 pts
8.	II2-SCOTTI ANDREA	1999	ITA	ITALY	+0.74	35.77	587 pts

Partial results

[FFN quotation]

Final A - II2 : 50 Butterfly Women

[Monday, 05/06/2023]

1.	II2-RENOU CLÉO	2001	FRA	FRANCE	+0.86	40.36	534 pts
2.	II2-AGUDO ORTEGA-VILLAIZAN IRIS	1994	ESP	SPAIN	+0.70	45.05	348 pts
3.	II2-ALVARADO MELISSA	1998	MEX	MEXICO	+0.95	45.36	337 pts
4.	II2-RUDD-JONES JEMIMA	1996	GBR	GREAT BRITAIN	+0.87	46.81	289 pts
5.	II2-CORTES MURCIA YEIMY CAROLINA	1997	COL	COLOMBIA	+0.80	47.74	260 pts
6.	II2-THOMPSON HELEN	2003	GBR	GREAT BRITAIN	---	49.39	212 pts
7.	II2-ANTUNES KELLY	1981	BRA	BRAZIL	+0.96	49.87	199 pts
8.	II2-BERGQUIST LAUREN	1999	USA	UNITED STATES OF AMERICA	+0.84	50.23	189 pts

Partial results

[FFN quotation]

Final A - II2 : 100 Breaststroke Men

[Monday, 05/06/2023]

1.	II2-GRACIA NUÑEZ GUILLERMO	2004	ESP	SPAIN	+0.72	1:31.26	584 pts
50 m :	42.80 (42.80)	100 m :	1:31.26 (48.46)	[1:31.26]			
2.	II2-AIMORÉ CAIQUE	1992	BRA	BRAZIL	+0.98	1:31.29	584 pts
50 m :	40.64 (40.64)	100 m :	1:31.29 (50.65)	[1:31.29]			
3.	II2-ZAFFARONI PAOLO	1996	ITA	ITALY	+0.67	1:32.75	556 pts
50 m :	44.37 (44.37)	100 m :	1:32.75 (48.38)	[1:32.75]			
4.	II2-LEPINE AMAURY	1998	FRA	FRANCE	+0.80	1:33.13	549 pts
50 m :	42.80 (42.80)	100 m :	1:33.13 (50.33)	[1:33.13]			
5.	II2-VAZ JOÃO	1992	POR	PORTUGAL	+0.89	1:33.72	539 pts
50 m :	43.62 (43.62)	100 m :	1:33.72 (50.10)	[1:33.72]			
6.	II2-MATOS DIOGO	1999	POR	PORTUGAL	+0.83	1:35.82	501 pts
50 m :	44.26 (44.26)	100 m :	1:35.82 (51.56)	[1:35.82]			
7.	II2-MC GRANE RYAN	1992	AUS	AUSTRALIA	---	1:37.00	481 pts
50 m :	45.63 (45.63)	100 m :	1:37.00 (51.37)	[1:37.00]			
8.	II2-OLMO SEDEÑO ANTONIO	1998	ESP	SPAIN	+0.86	1:38.14	461 pts
50 m :	45.74 (45.74)	100 m :	1:38.14 (52.40)	[1:38.14]			

Partial results

[FFN quotation]

Final A - II2 : 100 Breaststroke Women

[Monday, 05/06/2023]

1.	II2-KOBAYASHI MICHIKO	2001	JPN	JAPAN	---	1:39.86	627 pts
50 m :	46.68 (46.68)	100 m :	1:39.86 (53.18)	[1:39.86]			
2.	II2-GRAFTIAUX MARIE	1995	FRA	FRANCE	+0.80	1:46.10	523 pts
50 m :	49.40 (49.40)	100 m :	1:46.10 (56.70)	[1:46.10]			
3.	II2-CHIAPPA SABRINA	2000	ITA	ITALY	+0.80	1:46.58	515 pts
50 m :	50.68 (50.68)	100 m :	1:46.58 (55.90)	[1:46.58]			
4.	II2-RATTUR KEIRA	2005	EST	ESTONIA	---	1:50.74	452 pts
50 m :	52.72 (52.72)	100 m :	1:50.74 (58.02)	[1:50.74]			
5.	II2-MARTINEZ AGUSTIN MARTA	1987	ESP	SPAIN	---	1:53.81	408 pts
50 m :	52.80 (52.80)	100 m :	1:53.81 (1:01.01)	[1:53.81]			
6.	II2-RAPICANO CARLA	1995	FRA	FRANCE	+0.69	1:56.10	376 pts
50 m :	55.34 (55.34)	100 m :	1:56.10 (1:00.76)	[1:56.10]			
7.	II2-KOSTOMLATSká ANNA	1997	CZE	CZECH REPUBLIC	+0.84	1:58.76	341 pts
50 m :	54.55 (54.55)	100 m :	1:58.76 (1:04.21)	[1:58.76]			
8.	II2-ALLEN LIZZIE	2004	GBR	GREAT BRITAIN	+0.90	2:01.66	305 pts
50 m :	57.21 (57.21)	100 m :	2:01.66 (1:04.45)	[2:01.66]			

Partial results

[FFN quotation]

Final II2 : 200 Backstroke Women

[Monday, 05/06/2023]

1.	II2-MARTINEZ DE LA RIVA CAMINO	1994	ESP	SPAIN	+0.84	3:20.04	474 pts	
50 m :	46.15 (46.15)	100 m :	1:35.12 (48.97)	[1:35.12]	150 m :	2:28.34 (53.22)	200 m :	3:20.04 (51.70) [1:44.92]
2.	II2-CHIAPPA SABRINA	2000	ITA	ITALY	+0.96	3:24.71	434 pts	
50 m :	47.74 (47.74)	100 m :	1:39.21 (51.47)	[1:39.21]	150 m :	2:33.91 (54.70)	200 m :	3:24.71 (50.80) [1:45.50]
3.	II2-ESCAMILLA MARIANA	1994	MEX	MEXICO	+0.91	3:28.11	406 pts	
50 m :	47.57 (47.57)	100 m :	1:39.78 (52.21)	[1:39.78]	150 m :	2:33.61 (53.83)	200 m :	3:28.11 (54.50) [1:48.33]
4.	II2-SCHERDER MAGGIE	2002	USA	UNITED STATES OF AMERICA	+0.85	3:33.01	367 pts	
50 m :	46.18 (46.18)	100 m :	1:42.13 (55.95)	[1:42.13]	150 m :	2:40.93 (58.80)	200 m :	3:33.01 (52.08) [1:50.88]
5.	II2-MARTIN KATHRYN	1998	GBR	GREAT BRITAIN	---	3:44.05	287 pts	
50 m :	52.17 (52.17)	100 m :	1:50.02 (57.85)	[1:50.02]	150 m :	2:47.29 (57.27)	200 m :	3:44.05 (56.76) [1:54.03]
6.	II2-ANDRE DELPHINE	1998	FRA	FRANCE	+0.88	3:44.45	284 pts	
50 m :	52.84 (52.84)	100 m :	1:48.76 (55.92)	[1:48.76]	150 m :	2:47.46 (58.70)	200 m :	3:44.45 (56.99) [1:55.69]
7.	II2-PINJUH MARIJA	1996	CRO	CROATIA	+0.84	3:49.68	250 pts	
50 m :	53.82 (53.82)	100 m :	1:51.57 (57.75)	[1:51.57]	150 m :	2:52.33 (1:00.76)	200 m :	3:49.68 (57.35) [1:58.11]
8.	II2-SIEBIER ELBIETA	2004	POL	POLAND	+0.85	4:10.66	134 pts	
50 m :	56.35 (56.35)	100 m :	2:00.37 (1:04.02)	[2:00.37]	150 m :	3:07.47 (1:07.10)	200 m :	4:10.66 (1:03.19) [2:10.29]

Partial results

[FFN quotation]

Final II2 : 200 Backstroke Men

[Monday, 05/06/2023]

1.	II2-PINNERUP NIS HEIDE	1991	DEN	DENMARK	+0.62	3:02.48	489 pts	
50 m :	42.57 (42.57)	100 m :	1:27.54 (44.97)	[1:27.54]	150 m :	2:15.36 (47.82)	200 m :	3:02.48 (47.12) [1:34.94]
2.	II2-RONCATO GIAMMARIA	1995	ITA	ITALY	+0.71	3:04.66	469 pts	
50 m :	43.16 (43.16)	100 m :	1:29.02 (45.86)	[1:29.02]	150 m :	2:17.21 (48.19)	200 m :	3:04.66 (47.45) [1:35.64]
3.	II2-PICCININI FRANCESCO	1995	ITA	ITALY	---	3:05.79	458 pts	
50 m :	44.30 (44.30)	100 m :	1:31.55 (47.25)	[1:31.55]	150 m :	2:20.10 (48.55)	200 m :	3:05.79 (45.69) [1:34.24]
4.	II2-SERRANO CORREOSO LUIS	1988	ESP	SPAIN	+0.65	3:08.41	435 pts	
50 m :	43.61 (43.61)	100 m :	1:31.15 (47.54)	[1:31.15]	150 m :	2:20.86 (49.71)	200 m :	3:08.41 (47.55) [1:37.26]
5.	II2-DUTAY RAFAEL	1991	FRA	FRANCE	+0.82	3:15.52	375 pts	
50 m :	45.80 (45.80)	100 m :	1:36.07 (50.27)	[1:36.07]	150 m :	2:27.26 (51.19)	200 m :	3:15.52 (48.26) [1:39.45]
6.	II2-DOOLAN BRADLEY	1994	AUS	AUSTRALIA	+0.99	3:16.84	365 pts	
50 m :	47.80 (47.80)	100 m :	1:36.91 (49.11)	[1:36.91]	150 m :	2:28.24 (51.33)	200 m :	3:16.84 (48.60) [1:39.93]
7.	II2-TÖTT ERIC	1992	EST	ESTONIA	+0.70	3:19.24	346 pts	
50 m :	46.47 (46.47)	100 m :	1:37.63 (51.16)	[1:37.63]	150 m :	2:30.19 (52.56)	200 m :	3:19.24 (49.05) [1:41.61]
8.	II2-ALAAELDIN RIAD YOUSSEF	2002	EGY	EGYPT	+0.64	3:29.69	269 pts	
50 m :	45.94 (45.94)	100 m :	1:39.28 (53.34)	[1:39.28]	150 m :	2:34.27 (54.99)	200 m :	3:29.69 (55.42) [1:50.41]

Results

[FFN quotation]

Final A - I13 : 50 Butterfly Men*[Monday, 05/06/2023]*

1.	I13-HEJAIJ ALEXANDER	2002	AUS	AUSTRALIA	+0.73	27.39	1061 pts
2.	I13-MINNAI FEDERICO FRANCESCO	2005	ITA	ITALY	+0.67	28.64	981 pts
3.	I13-KRISTMANNSSON SNAEVAR ORN	2006	ISL	ICELAND	+0.81	28.80	971 pts
4.	I13-DANIELSEN MARIUS	2005	DEN	DENMARK	+0.80	28.82	970 pts
5.	I13-BITTANE NATIV SHLOMO	2008	ISR	ISRAEL	+0.82	29.02	958 pts
6.	I13-CASARA FEDERICO	2002	ITA	ITALY	+0.76	29.63	921 pts
7.	I13-ABOUGOUDA MOHAMED	2004	EGY	EGYPT	+0.79	30.17	888 pts
8.	I13-RUSS FINN	2006	NZL	NEW ZEALAND	+0.79	31.77	796 pts

Results

[FFN quotation]

Final A - II3 : 50 Butterfly Women

[Monday, 05/06/2023]

1.	II3-RASMUSSEN MARIA KJER	2007	DEN	DENMARK	+0.70	32.79	916 pts
2.	II3-ETRINGER MANON	2008	FRA	FRANCE	+0.75	33.51	875 pts
3.	II3-MOORE AMELIA	2007	AUS	AUSTRALIA	+0.75	34.01	848 pts
4.	II3-HOWELLS GABRIELLA	2003	AUS	AUSTRALIA	+0.80	34.79	805 pts
5.	II3-DAVADOTTIR SIGNA VAR	1998	FAR	FAROE ISLANDS	+0.88	38.40	623 pts
6.	II3-DABIC BEL	2007	AUS	AUSTRALIA	+0.87	38.60	613 pts

Results

[FFN quotation]

Final A - II3 : 100 Breaststroke Men

[Monday, 05/06/2023]

1.	II3-CREGAN GABRIEL	2007	AUS	AUSTRALIA	+0.88	1:13.24	975 pts
50 m :	34.05 (34.05)	100 m :	1:13.24 (39.19)	[1:13.24]			
2.	II3-FALCHI MATTEO	1998	ITA	ITALY	+0.78	1:18.12	860 pts
50 m :	35.90 (35.90)	100 m :	1:18.12 (42.22)	[1:18.12]			
3.	II3-WONDAFEREW DANIEL	2001	USA	UNITED STATES OF AMERICA	+0.76	1:24.00	730 pts
50 m :	39.10 (39.10)	100 m :	1:24.00 (44.90)	[1:24.00]			
4.	II3-HOWELLS ISAAC	2008	AUS	AUSTRALIA	+0.79	1:24.59	717 pts
50 m :	39.59 (39.59)	100 m :	1:24.59 (45.00)	[1:24.59]			
5.	II3-AHMED OMAR	1998	EGY	EGYPT	+0.95	1:33.66	540 pts
50 m :	42.06 (42.06)	100 m :	1:33.66 (51.60)	[1:33.66]			

Results

[FFN quotation]

Final A - II3 : 100 Breaststroke Women

[Monday, 05/06/2023]

1.	II3-RASMUSSEN MARIA KJER	2007	DEN	DENMARK	+0.75	1:29.86	812 pts
50 m :	42.27 (42.27)	100 m :	1:29.86 (47.59)	[1:29.86]			
2.	II3-MOORE AMELIA	2007	AUS	AUSTRALIA	+0.75	1:31.34	783 pts
50 m :	41.95 (41.95)	100 m :	1:31.34 (49.39)	[1:31.34]			
3.	II3-DAVADOTTIR SIGNA VAR	1998	FAR	FAROE ISLANDS	+0.85	1:44.36	551 pts
50 m :	49.76 (49.76)	100 m :	1:44.36 (54.60)	[1:44.36]			
4.	II3-WATSON GENEVIEVE	2002	NZL	NEW ZEALAND	+0.93	1:53.49	412 pts
50 m :	49.76 (49.76)	100 m :	1:53.49 (1:03.73)	[1:53.49]			

Results

[FFN quotation]

Final II3 : 200 Backstroke Men

[Monday, 05/06/2023]

1.	II3-DANIELSEN MARIUS	2005	DEN	DENMARK	+0.76	2:28.26	857 pts
50 m :	34.12 (34.12)	100 m :	1:11.66 (37.54) [1:11.66]	150 m :	1:50.41 (38.75)	200 m :	2:28.26 (37.85) [1:16.60]
2.	II3-TATOLI MATTÉO	2003	FRA	FRANCE	+0.72	2:31.67	816 pts
50 m :	34.65 (34.65)	100 m :	1:13.23 (38.58) [1:13.23]	150 m :	1:52.95 (39.72)	200 m :	2:31.67 (38.72) [1:18.44]
3.	II3-DELACOUR FLORENTIN	2005	FRA	FRANCE	+0.60	2:40.82	710 pts
50 m :	36.15 (36.15)	100 m :	1:17.20 (41.05) [1:17.20]	150 m :	2:00.32 (43.12)	200 m :	2:40.82 (40.50) [1:23.62]
4.	II3-HOWELLS ISAAC	2008	AUS	AUSTRALIA	+0.99	2:45.42	659 pts
50 m :	37.02 (37.02)	100 m :	1:19.16 (42.14) [1:19.16]	150 m :	2:04.46 (45.30)	200 m :	2:45.42 (40.96) [1:26.26]
5.	II3-DUSTOW LANCE	2001	NZL	NEW ZEALAND	---	2:49.17	620 pts
50 m :	38.57 (38.57)	100 m :	1:20.79 (42.22) [1:20.79]	150 m :	2:04.87 (44.08)	200 m :	2:49.17 (44.30) [1:28.38]

Results

[FFN quotation]

Final II3 : 200 Backstroke Women

[Monday, 05/06/2023]

1.	II3-RASMUSSEN MARIA KJER	2007	DEN	DENMARK	+0.71	2:47.97	798 pts		
50 m :	39.32 (39.32)	100 m :	1:21.91 (42.59)	[1:21.91]	150 m :	2:05.01 (43.10)	200 m :	2:47.97 (42.96)	[1:26.06]
2.	II3-BUCK ZOIE	2006	USA	UNITED STATES OF AMERICA	+0.79	2:56.13	707 pts		
50 m :	44.02 (44.02)	100 m :	1:27.61 (43.59)	[1:27.61]	150 m :	2:12.42 (44.81)	200 m :	2:56.13 (43.71)	[1:28.52]
3.	II3-DAVADOTTIR SIGNA VAR	1998	FAR	FAROE ISLANDS	+0.87	3:13.11	537 pts		
50 m :	45.26 (45.26)	100 m :	1:33.70 (48.44)	[1:33.70]	150 m :	2:23.53 (49.83)	200 m :	3:13.11 (49.58)	[1:39.41]
4.	II3-ABOMARIAM FATMA	2004	EGY	EGYPT	+0.87	3:33.09	366 pts		
50 m :	46.50 (46.50)	100 m :	1:41.70 (55.20)	[1:41.70]	150 m :	2:39.65 (57.95)	200 m :	3:33.09 (53.44)	[1:51.39]

Results

[FFN quotation]

Finale A Multi Class : 4x100 Medley Women

[Monday, 05/06/2023]

1.	II1-SOARES DE OLIVEIRA ANA-...	1:12.97	2000	BRA	BRAZIL	+0.63	4:53.13	989 pts
	II1-BORGES CARNEIRO BEATRIZ	1:18.31	1998	BRA		+0.29		
	II1-ARIODANTE STEPHANIE	1:16.37	2000	BRA		+0.45		
	II1-BORGES CARNEIRO DEBORA	1:05.48	1998	BRA		+0.42		
2.	II1-CHEUNG HO YING	1:16.82	2003	HKG	HONG KONG	+0.62	4:59.91	946 pts
	II1-LAU CHIU YEE	1:32.38	2008	HKG		+0.65		
	II1-CHAN YUI LAM	1:05.22	2003	HKG		+0.72		
	II1-CHEONG SUI KEI	1:05.49	2002	HKG		+0.32		
3.	II1-DAVIS AIRLIE	1:18.36	2006	AUS	AUSTRALIA	---	5:12.70	868 pts
	II1-THOMPSON KAEL	1:27.95	2007	AUS		+0.32		
	II1-HINDS MADDISON	1:20.44	2005	AUS		+0.27		
	II1-LUCY JADE	1:05.95	1997	AUS		+0.00		
4.	II2-ANDRE DELPHINE	1:48.11	1998	FRA	FRANCE	+0.76	7:00.71	341 pts
	II2-GRAFTIAUX MARIE	1:49.80	1995	FRA		+0.21		
	II2-RENOU CLÉO	1:39.70	2001	FRA		+0.28		
	II2-RAPICANO CARLA	1:43.10	1995	FRA		+0.75		
5.	II2-ALLEN LIZZIE	2:04.23	2004	GBR	GREAT BRITAIN	+0.80	7:26.91	249 pts
	II2-THOMPSON HELEN	2:00.12	2003	GBR		+0.42		
	II2-RUDD-JONES JEMIMA	1:47.86	1996	GBR		+0.73		
	II2-MC CRINDLE CERYS	1:34.70	2002	GBR		+0.55		
---	II2-SCHERDER MAGGIE		2002	USA	UNITED STATES OF AMERICA		DSQ 1	
	II2-BERGQUIST LAUREN		1999	USA				
	II3-BUCK ZOIE		2006	USA				
	II2-VAZHENIN KATHERINE		2003	USA				
---	II3-DABIC BEL		2007	AUS	AUSTRALIA		DSQ 1	
	II3-MOORE AMELIA		2007	AUS				
	II3-HOWELLS GABRIELLA		2003	AUS				
	II2-COFFEY KATRINA		1985	AUS				
---	II1-FUKUI KASUMI		1999	JPN	JAPAN		DSQ 1	
	II1-ANDO AYUMI		2000	JPN				
	II1-INOUE MAMI		1999	JPN				
	II1-WATANABE REMI		1993	JPN				

Results

[FFN quotation]

Prelims : 50 Butterfly Men

[Monday, 05/06/2023]

1.	II1-HILLHOUSE ALEXANDER	2004	DEN	DENMARK	---	25.42	1192 pts
2.	II1-BANDEIRA GABRIEL	1999	BRA	BRAZIL	+0.67	26.02	1151 pts
3.	II1-CHO WONSANG	1992	KOR	REPUBLIC OF KOREA	---	26.34	1130 pts
4.	II1-NAKAJIMA KEICHI	1998	JPN	JAPAN	+0.65	26.44	1123 pts
5.	II1-LONGARON CARRERAS ADRIAN	2001	ESP	SPAIN	+0.67	26.86	1095 pts
6.	II1-DOS SANTOS DUARTE ADENILSON	2002	BRA	BRAZIL	+0.63	26.93	1091 pts
7.	II1-JONSSON ROBERT ISAK	2001	ISL	ICELAND	+0.65	27.07	1082 pts
8.	II1-LUIZ BENTO DA SILVA FILHO ANDRE	1996	BRA	BRAZIL	+0.70	27.30	1067 pts
9.	II3-HEJAIJ ALEXANDER	2002	AUS	AUSTRALIA	+0.75	27.37	1062 pts
10.	II1-DYER JARRED	2000	AUS	AUSTRALIA	+0.93	27.65	1044 pts
11.	II1-PARMENTIER AYMERIC	1993	BEL	BELGIUM	+0.74	27.81	1034 pts
12.	II3-MINNAI FEDERICO FRANCESCO	2005	ITA	ITALY	+0.69	28.70	978 pts
13.	II3-KRISTMANSSON SNAEVAR ORN	2006	ISL	ICELAND	+0.83	28.75	974 pts
14.	II1-ALFORD JOSHUA	1995	AUS	AUSTRALIA	+0.87	28.85	968 pts
15.	II1-STEWART BAILEY	2001	AUS	AUSTRALIA	+0.89	28.95	962 pts
16.	II1-PALAZZO MISHA	2002	ITA	ITALY	+0.79	29.09	953 pts
17.	II3-DANIELSEN MARIUS	2005	DEN	DENMARK	---	29.14	950 pts
18.	II1-SHIH MIN-HSUAN	1997	TPE	CHINESE TAIPEI	+0.80	29.22	945 pts
19.	II1-KOWALIK ANDRZEJ	2006	POL	POLAND	+0.96	29.25	944 pts
20.	II1-HUI KA CHUN	2001	HKG	HONG KONG	+0.77	29.61	922 pts
21.	II3-BITTANE NATIV SHLOMO	2008	ISR	ISRAEL	+0.84	29.64	920 pts
22.	II1-MESSENCE ENZO	2005	POR	PORTUGAL	+0.84	29.90	904 pts
23.	II1-CHUI HO BON SAMUEL	2005	HKG	HONG KONG	+0.68	30.04	896 pts
24.	II3-ABOUGOUDA MOHAMED	2004	EGY	EGYPT	+0.81	30.22	885 pts
25.	II3-CASARA FEDERICO	2002	ITA	ITALY	+0.82	30.23	885 pts
26.	II3-RUSS FINN	2006	NZL	NEW ZEALAND	+0.81	30.51	868 pts
27.	II3-LANDA ALVIN VOLF	2008	ISR	ISRAEL	+0.85	30.57	865 pts
28.	II1-PARRAGA DUEÑAS MIGUEL ANGEL	2002	ECU	ECUADOR	+0.84	30.74	855 pts
29.	II3-THOMPSON JAKOB	2005	AUS	AUSTRALIA	+0.76	30.97	841 pts
30.	II3-WONDAFEREW DANIEL	2001	USA	UNITED STATES OF AMERICA	+0.73	30.99	840 pts
31.	II2-PEREIRA VICENTE	2005	POR	PORTUGAL	+0.82	31.05	837 pts
32.	II3-BARRAUD ADRIEN	2008	FRA	FRANCE	+0.65	31.18	829 pts
33.	II3-VIVAS GUERRERO NICOLAS	2004	COL	COLOMBIA	+0.77	31.32	821 pts
34.	II1-CONLON BAILEY	2005	NZL	NEW ZEALAND	+0.80	31.75	797 pts
35.	II3-DUSTOW LANCE	2001	NZL	NEW ZEALAND	+0.91	31.86	791 pts
36.	II1-DAVRAN DORUK	1994	TUR	TÜRKIYE	+0.80	31.90	789 pts
37.	II1-SOU CHI NGAI	1997	MAC	MACAU	---	32.14	775 pts
38.	II1-DAKOUTROS CHRISTOS	2000	GRE	GREECE	+0.77	32.41	760 pts
39.	II1-SEZGIN HIKMET CEM	1997	TUR	TÜRKIYE	+0.91	32.56	752 pts
40.	II2-JURRIES JOSEPH	2002	USA	UNITED STATES OF AMERICA	+0.91	33.42	706 pts
41.	II2-HERNANDEZ ORTIZ CARLOS	1990	ESP	SPAIN	+0.87	33.43	705 pts
42.	II3-HOLUB JAN	2000	CZE	CZECH REPUBLIC	+0.82	33.54	700 pts
43.	II3-HOWELLS ISAAC	2008	AUS	AUSTRALIA	+0.88	33.73	690 pts
44.	II2-LACEY ZAC	2000	GBR	GREAT BRITAIN	+0.85	34.56	647 pts
45.	II1-JOHANSEN FREDERIK	2002	DEN	DENMARK	+0.80	34.83	633 pts
46.	II3-WONG CHI KIN	2006	MAC	MACAU	+0.75	34.87	631 pts
47.	II2-AIMORÉ CAIQUE	1992	BRA	BRAZIL	---	34.89	630 pts
48.	II2-ZAFFARONI PAOLO	1996	ITA	ITALY	---	35.07	621 pts
49.	II2-BELIG AXEL	1994	FRA	FRANCE	+0.76	35.19	616 pts
50.	II1-PATRÍCIO RODRIGO	2005	POR	PORTUGAL	+0.84	35.24	613 pts
51.	II1-CHOI CHI HOU	2004	MAC	MACAU	+0.85	35.57	597 pts

Results

(Next) Prelims : 50 Butterfly Men

[Monday, 05/06/2023]

52.	II2-SCOTTI ANDREA	1999	ITA	ITALY	+0.80	35.89	581 pts
53.	II2-TÖTT ERIC	1992	EST	ESTONIA	+0.82	36.01	576 pts
54.	II2-DE OLIVEIRA GUSTAVO	2007	USA	UNITED STATES OF AMERICA	+0.92	36.39	558 pts
55.	II1-RYBA KLAUS	1978	AUT	AUSTRIA (ÖBSV)	---	36.95	532 pts
56.	II2-BOOYSEN RUSSELL	1995	AUS	AUSTRALIA	+0.99	36.98	530 pts
57.	II2-MARTINEZ STEVEN	1993	MEX	MEXICO	---	37.29	516 pts
58.	II2-MELO JOSE ENRIQUE	1989	MEX	MEXICO	---	38.18	477 pts
59.	II2-ALMEIDA ANDRÉ	2000	POR	PORTUGAL	+0.79	38.21	475 pts
60.	II2-GROMADA SZYMON	2003	POL	POLAND	+0.81	39.94	403 pts
61.	II2-MC GRANE RYAN	1992	AUS	AUSTRALIA	---	40.67	375 pts
62.	II2-PINNERUP NIS HEIDE	1991	DEN	DENMARK	+0.75	41.29	351 pts
63.	II2-LOIK KASPAR-PAUL	2001	EST	ESTONIA	---	44.95	228 pts
64.	II2-KRZEMIEN GRZEGORZ	1998	POL	POLAND	---	46.53	183 pts
---	II1 - SHIH MIN-HSUAN	2000	TPE	CHINESE TAIPEI		DEL	
---	II1-BOLIVAR GIL JOSE DE NAZARETH	2007	VEN	VENEZUELA		DNS dec	
---	II1-MACHADO RODRÍGUEZ URIEL	1999	VEN	VENEZUELA		DNS dec	
---	II1-PÄRMENTIER AYMERIC	1993	AUT	BELGIUM		DNS dec	
---	II1-YZARRA GONZÁLEZ OSWALD FERNANDO	1990	VEN	VENEZUELA		DNS dec	

Results

[FFN quotation]

Prelims : 50 Butterfly Women

[Monday, 05/06/2023]

1.	II1-CHAN YUI LAM	2003	HKG	HONG KONG	+0.75	29.55	1111 pts
2.	II1-CORONADO TEJEDA EVA	1999	ESP	SPAIN	+0.72	31.34	1001 pts
3.	II1-FUKUI KASUMI	1999	JPN	JAPAN	---	31.55	989 pts
3.	II1-SOARES DE OLIVEIRA ANA KAROLINA	2000	BRA	BRAZIL	---	31.55	989 pts
5.	II1-FALK JANINA	2003	AUT	AUSTRIA (ÖBSV)	---	31.62	985 pts
6.	II1-AçKGöz SEÇİL	2001	TUR	TİRKIYE	+0.78	32.31	944 pts
7.	II1-THOMPSON Kael	2007	AUS	AUSTRALIA	+0.72	32.78	917 pts
8.	II1-IPUS MARTINEZ LAURA SOFIA	2002	COL	COLOMBIA	+0.76	32.79	916 pts
9.	II3-ETRINGER MANON	2008	FRA	FRANCE	+0.83	32.82	915 pts
10.	II1-BORGES CARNEIRO DEBORA	1998	BRA	BRAZIL	+0.78	32.94	908 pts
11.	II1-INOUE MAMI	1999	JPN	JAPAN	+0.78	33.00	904 pts
12.	II1-ARIODANTE STEPHANIE	2000	BRA	BRAZIL	+0.74	33.43	880 pts
13.	II1-HINDS MADDISON	2005	AUS	AUSTRALIA	+0.81	33.71	864 pts
14.	II1-PEREZ SUAREZ LAURA	2001	ESP	SPAIN	+0.72	33.91	853 pts
15.	II3-RASMUSSEN MARIA KJER	2007	DEN	DENMARK	+0.79	34.54	819 pts
16.	II3-MOORE AMELIA	2007	AUS	AUSTRALIA	+0.79	34.75	807 pts
17.	II3-HOWELLS GABRIELLA	2003	AUS	AUSTRALIA	+0.76	35.03	792 pts
18.	II1-MARCHI GIORGIA	2001	ITA	ITALY	+0.76	35.42	772 pts
19.	II1-SHIN HYEWON	2006	KOR	REPUBLIC OF KOREA	---	36.08	737 pts
20.	II1-LUCY JADE	1997	AUS	AUSTRALIA	+0.92	36.48	717 pts
21.	II3-DABIC BEL	2007	AUS	AUSTRALIA	+0.95	36.59	711 pts
22.	II1-SENTUNA DENIZ EVIN	2003	TUR	TİRKIYE	+0.88	37.62	660 pts
23.	II1-GUNNARSDOTTIR EMELIA YR	2005	ISL	ICELAND	+0.75	37.82	651 pts
24.	II1-MAGNUSDOTTIR THOREY ISAFOLD	1999	ISL	ICELAND	+0.84	37.94	645 pts
25.	II2-RENOU CLÉO	2001	FRA	FRANCE	+0.91	39.59	568 pts
26.	II3-DAVADOTTIR SIGNA VAR	1998	FAR	FAROE ISLANDS	+0.87	39.73	562 pts
27.	II2-ALVARADO MELISSA	1998	MEX	MEXICO	+0.85	44.37	373 pts
28.	II2-AGUDO ORTEGA-VILLAIZAN IRIS	1994	ESP	SPAIN	---	46.43	301 pts
29.	II2-CORTES MURCIA YEIMY CAROLINA	1997	COL	COLOMBIA	+0.88	46.81	289 pts
30.	II2-RUDD-JONES JEMIMA	1996	GBR	GREAT BRITAIN	+0.92	48.68	232 pts
31.	II2-THOMPSON HELEN	2003	GBR	GREAT BRITAIN	---	50.16	191 pts
32.	II2-BERGQUIST LAUREN	1999	USA	UNITED STATES OF AMERICA	---	51.28	163 pts
33.	II2-ANTUNES KELLY	1981	BRA	BRAZIL	---	52.33	138 pts
34.	II2-MARKIDI FAIDRA	1999	GRE	GREECE	---	54.75	90 pts
35.	II2-DONOGHUE MELISSA	1987	NZL	NEW ZEALAND	---	55.75	73 pts
36.	II2-DZICIO ZOFIA	2004	POL	POLAND	+0.94	58.75	32 pts
37.	II2-VAZHENIN KATHERINE	2003	USA	UNITED STATES OF AMERICA	---	59.24	27 pts
38.	II2-RAINER KATHARINA	2003	AUT	AUSTRIA (ÖBSV)	---	1:01.45	10 pts
39.	II2-HASSANE YASMINE	2003	EGY	EGYPT	+0.86	1:04.92	1 pt
---	II1-MORAES BARRETO VIVIANA	1982	VEN	VENEZUELA		DNS	dec
---	II2-SCHERDER MAGGIE	2002	USA	UNITED STATES OF AMERICA		DNS	dec

Results

[FFN quotation]

Prelims : 100 Breaststroke Men

[Monday, 05/06/2023]

1.	II1-PARMENTIER AYMERIC	1993	BEL	BELGIUM	---	1:08.83	1086 pts
50 m :	31.99 (31.99)	100 m :	1:08.83 (36.84)	[1:08.83]			
2.	II1-BRUTOS DE OLIVEIRA JOAO-PEDRO	2004	BRA	BRAZIL	---	1:09.75	1062 pts
50 m :	32.35 (32.35)	100 m :	1:09.75 (37.40)	[1:09.75]			
3.	II1-SATO YUTO	1999	JPN	JAPAN	---	1:12.25	1000 pts
50 m :	33.94 (33.94)	100 m :	1:12.25 (38.31)	[1:12.25]			
4.	II3-CREGAN GABRIEL	2007	AUS	AUSTRALIA	+0.90	1:14.47	945 pts
50 m :	35.21 (35.21)	100 m :	1:14.47 (39.26)	[1:14.47]			
5.	II1-LEE JUYOUNG	1997	KOR	REPUBLIC OF KOREA	+0.76	1:14.77	938 pts
50 m :	34.87 (34.87)	100 m :	1:14.77 (39.90)	[1:14.77]			
6.	II1-KIM HYEONSEUNG	1999	KOR	REPUBLIC OF KOREA	+0.81	1:15.00	933 pts
50 m :	34.67 (34.67)	100 m :	1:15.00 (40.33)	[1:15.00]			
7.	II1-PALAZZO MISHA	2002	ITA	ITALY	+0.88	1:16.50	897 pts
50 m :	35.64 (35.64)	100 m :	1:16.50 (40.86)	[1:16.50]			
8.	II1-KHALILI NADER	2001	FIN	FINLAND	+0.94	1:16.74	891 pts
50 m :	35.83 (35.83)	100 m :	1:16.74 (40.91)	[1:16.74]			
9.	II1-SISMAN DARREN	2006	AUS	AUSTRALIA	+0.87	1:17.53	873 pts
50 m :	36.50 (36.50)	100 m :	1:17.53 (41.03)	[1:17.53]			
10.	II1-CHEN JIE-CHENG	2000	TPE	CHINESE TAIPEI	+0.84	1:17.55	873 pts
50 m :	36.43 (36.43)	100 m :	1:17.55 (41.12)	[1:17.55]			
11.	II1-OLIVEIRA MARTINS BRANCO KAIQ-ADRIANO	2001	BRA	BRAZIL	+0.79	1:18.13	859 pts
50 m :	36.39 (36.39)	100 m :	1:18.13 (41.74)	[1:18.13]			
12.	II3-FALCHI MATTEO	1998	ITA	ITALY	+0.84	1:18.63	848 pts
50 m :	37.05 (37.05)	100 m :	1:18.63 (41.58)	[1:18.63]			
13.	II1-SANTANA HERNÁNDEZ ADRIAN MANUELO	1995	ESP	SPAIN	+0.80	1:19.17	836 pts
50 m :	36.27 (36.27)	100 m :	1:19.17 (42.90)	[1:19.17]			
14.	II1-SATCHAROEN SARUN	2006	THA	THAILAND	+0.71	1:20.47	806 pts
50 m :	35.80 (35.80)	100 m :	1:20.47 (44.67)	[1:20.47]			
15.	II1-MOLINA MEDINA NICOLAS	1997	COL	COLOMBIA	+0.86	1:21.01	794 pts
50 m :	38.33 (38.33)	100 m :	1:21.01 (42.68)	[1:21.01]			
16.	II1-KIM MINKYU	1998	KOR	REPUBLIC OF KOREA	+0.81	1:24.36	722 pts
50 m :	37.17 (37.17)	100 m :	1:24.36 (47.19)	[1:24.36]			
17.	II3-WONDAFEREW DANIEL	2001	USA	UNITED STATES OF AMERICA	+0.83	1:25.16	705 pts
50 m :	39.49 (39.49)	100 m :	1:25.16 (45.67)	[1:25.16]			
18.	II1-TANG WAI LOK	1997	HKG	HONG KONG	+0.77	1:25.26	703 pts
50 m :	39.29 (39.29)	100 m :	1:25.26 (45.97)	[1:25.26]			
19.	II3-HOWELLS ISAAC	2008	AUS	AUSTRALIA	+0.91	1:26.03	688 pts
50 m :	40.26 (40.26)	100 m :	1:26.03 (45.77)	[1:26.03]			
20.	II1-PARRAGA DUEÑAS MIGUEL ANGEL	2002	ECU	ECUADOR	---	1:27.37	660 pts
50 m :	40.18 (40.18)	100 m :	1:27.37 (47.19)	[1:27.37]			
21.	II1-SCHUMACHER JAKOB	2006	AUT	AUSTRIA (ÖBSV)	+0.84	1:28.31	642 pts
50 m :	41.73 (41.73)	100 m :	1:28.31 (46.58)	[1:28.31]			
22.	II1-KO JUNHO	2002	KOR	REPUBLIC OF KOREA	+0.69	1:29.48	619 pts
50 m :	40.81 (40.81)	100 m :	1:29.48 (48.67)	[1:29.48]			
23.	II1-ARAPOGLOU DIMITRIOS	2004	GRE	GREECE	+0.80	1:30.64	596 pts
50 m :	41.98 (41.98)	100 m :	1:30.64 (48.66)	[1:30.64]			
24.	II1-CONLON BAILEY	2005	NZL	NEW ZEALAND	+0.86	1:31.61	578 pts
50 m :	42.47 (42.47)	100 m :	1:31.61 (49.14)	[1:31.61]			
25.	II1-BUGLER JACK	2002	NZL	NEW ZEALAND	+0.84	1:32.10	569 pts
50 m :	42.39 (42.39)	100 m :	1:32.10 (49.71)	[1:32.10]			
26.	II2-GRACIA NUÑEZ GUILLERMO	2004	ESP	SPAIN	+0.82	1:32.72	557 pts
50 m :	42.30 (42.30)	100 m :	1:32.72 (50.42)	[1:32.72]			
27.	II2-AIMORÉ CAIQUE	1992	BRA	BRAZIL	---	1:33.24	547 pts
50 m :	41.19 (41.19)	100 m :	1:33.24 (52.05)	[1:33.24]			
28.	II2-ZAFFARONI PAOLO	1996	ITA	ITALY	+0.72	1:34.21	530 pts
50 m :	45.89 (45.89)	100 m :	1:34.21 (48.32)	[1:34.21]			
29.	II1-RYBA KLAUS	1978	AUT	AUSTRIA (ÖBSV)	+0.79	1:34.22	530 pts
50 m :	41.79 (41.79)	100 m :	1:34.22 (52.43)	[1:34.22]			
30.	II2-LEPINE AMAURY	1998	FRA	FRANCE	+0.95	1:34.97	516 pts
50 m :	43.80 (43.80)	100 m :	1:34.97 (51.17)	[1:34.97]			

Results

(Next) Prelims : 100 Breaststroke Men

[Monday, 05/06/2023]

31.	II2-VAZ JOÃO	1992	POR	PORTUGAL	---	1:35.98	498 pts
50 m :	44.64 (44.64)	100 m :	1:35.98 (51.34)	[1:35.98]			
32.	II1-PATRÍCIO RODRIGO	2005	POR	PORTUGAL	+0.85	1:35.99	498 pts
50 m :	46.22 (46.22)	100 m :	1:35.99 (49.77)	[1:35.99]			
33.	II3-AHMED OMAR	1998	EGY	EGYPT	---	1:36.30	493 pts
50 m :	42.70 (42.70)	100 m :	1:36.30 (53.60)	[1:36.30]			
34.	II2-MC GRANE RYAN	1992	AUS	AUSTRALIA	---	1:36.50	489 pts
50 m :	44.93 (44.93)	100 m :	1:36.50 (51.57)	[1:36.50]			
35.	II1-CHASMPIS SEFERIS	2009	GRE	GREECE	---	1:37.39	474 pts
50 m :	45.07 (45.07)	100 m :	1:37.39 (52.32)	[1:37.39]			
36.	II2-MATOS DIOGO	1999	POR	PORTUGAL	---	1:37.82	467 pts
50 m :	44.60 (44.60)	100 m :	1:37.82 (53.22)	[1:37.82]			
37.	II2-OLMO SEDEÑO ANTONIO	1998	ESP	SPAIN	+0.87	1:38.66	453 pts
50 m :	46.68 (46.68)	100 m :	1:38.66 (51.98)	[1:38.66]			
38.	II1-DUARTE SAMUEL	2004	POR	PORTUGAL	---	1:41.58	405 pts
50 m :	45.78 (45.78)	100 m :	1:41.58 (55.80)	[1:41.58]			
39.	II2-LOIK KASPAR-PAUL	2001	EST	ESTONIA	---	1:44.22	365 pts
50 m :	49.41 (49.41)	100 m :	1:44.22 (54.81)	[1:44.22]			
40.	II2-WILKINS CHARLES	1999	AUS	AUSTRALIA	---	1:45.45	347 pts
50 m :	50.08 (50.08)	100 m :	1:45.45 (55.37)	[1:45.45]			
41.	II1-CHOI CHI HOU	2004	MAC	MACAU	+0.80	1:45.77	342 pts
50 m :	50.13 (50.13)	100 m :	1:45.77 (55.64)	[1:45.77]			
42.	II2-MUSZYSKI JAKUB	2003	POL	POLAND	+0.79	1:47.05	324 pts
50 m :	50.01 (50.01)	100 m :	1:47.05 (57.04)	[1:47.05]			
43.	II2-DOOLAN BRADLEY	1994	AUS	AUSTRALIA	---	1:50.54	276 pts
50 m :	51.60 (51.60)	100 m :	1:50.54 (58.94)	[1:50.54]			
44.	II1-PREMUS DANILO	2007	CRO	CROATIA	+0.99	1:51.70	262 pts
50 m :	51.53 (51.53)	100 m :	1:51.70 (1:00.17)	[1:51.70]			
45.	II2-BLAKE JOSEPH	2001	NZL	NEW ZEALAND	---	1:53.05	245 pts
50 m :	50.70 (50.70)	100 m :	1:53.05 (1:02.35)	[1:53.05]			
46.	II2-LUNA JORGE	1996	MEX	MEXICO	---	1:53.60	238 pts
50 m :	50.68 (50.68)	100 m :	1:53.60 (1:02.92)	[1:53.60]			
47.	II2-PAIS HARDI	1996	EST	ESTONIA	+0.80	1:53.92	234 pts
50 m :	51.29 (51.29)	100 m :	1:53.92 (1:02.63)	[1:53.92]			
48.	II2-ROBERTS WILLIAM	1999	GBR	GREAT BRITAIN	+0.93	1:55.23	219 pts
50 m :	51.93 (51.93)	100 m :	1:55.23 (1:03.30)	[1:55.23]			
---	II2-OSMAN MOAMEN	1992	EGY	EGYPT			DSQ
---	II1-BOLIVAR GIL JOSE DE NAZARETH	2007	VEN	VENEZUELA			DNS dec
---	II1-CHEN JIE-CHENG	2006	TPE	CHINESE TAIPEI			DEL
---	II1-FINOL TORRES ANDRÉS JAVIER	1999	VEN	VENEZUELA			DNS dec
---	II1-PARMENTIER AYMERIC	1993	AUT	BELGIUM			DNS dec
---	II1-YZARRA GONZÁLEZ OSWALD FERNANDO	1990	VEN	VENEZUELA			DNS dec

Results

[FFN quotation]

Prelims : 100 Breaststroke Women

[Monday, 05/06/2023]

1.	II1-BORGES CARNEIRO BEATRIZ	1998	BRA	BRAZIL	---	1:18.31	1057 pts
50 m :	36.98 (36.98)	100 m :	1:18.31 (41.33)	[1:18.31]			
2.	II1-BORGES CARNEIRO DEBORA	1998	BRA	BRAZIL	---	1:18.67	1049 pts
50 m :	37.17 (37.17)	100 m :	1:18.67 (41.50)	[1:18.67]			
3.	II1-MAURIN ESPIAU ASSYA	2006	FRA	FRANCE	+0.66	1:20.89	999 pts
50 m :	38.12 (38.12)	100 m :	1:20.89 (42.77)	[1:20.89]			
4.	II1-FALK JANINA	2003	AUT	AUSTRIA (ÖBSV)	+0.90	1:21.50	986 pts
50 m :	38.15 (38.15)	100 m :	1:21.50 (43.35)	[1:21.50]			
5.	II1-MARCHI GIORGIA	2001	ITA	ITALY	+0.76	1:24.77	916 pts
50 m :	39.17 (39.17)	100 m :	1:24.77 (45.60)	[1:24.77]			
6.	II1-CHEUNG HO YING	2003	HKG	HONG KONG	+0.70	1:25.88	893 pts
50 m :	40.78 (40.78)	100 m :	1:25.88 (45.10)	[1:25.88]			
7.	II1-LINDBERG PERNILLA	1994	SWE	SWEDEN	---	1:26.11	888 pts
50 m :	40.35 (40.35)	100 m :	1:26.11 (45.76)	[1:26.11]			
8.	II1-TUNG YI-AN	1999	TPE	CHINESE TAIPEI	+0.87	1:26.84	873 pts
50 m :	40.43 (40.43)	100 m :	1:26.84 (46.41)	[1:26.84]			
9.	II1-THOMPSON KAEL	2007	AUS	AUSTRALIA	+0.80	1:27.23	865 pts
50 m :	40.11 (40.11)	100 m :	1:27.23 (47.12)	[1:27.23]			
10.	II1-WATANABE REMI	1993	JPN	JAPAN	+0.93	1:27.38	862 pts
50 m :	41.27 (41.27)	100 m :	1:27.38 (46.11)	[1:27.38]			
11.	II1-ANDO AYUMI	2000	JPN	JAPAN	+0.79	1:28.68	836 pts
50 m :	41.55 (41.55)	100 m :	1:28.68 (47.13)	[1:28.68]			
12.	II1-HINDS MADDISON	2005	AUS	AUSTRALIA	+0.84	1:30.02	809 pts
50 m :	42.21 (42.21)	100 m :	1:30.02 (47.81)	[1:30.02]			
13.	II1-MAGNUSDOTTIR THOREY ISAFOLD	1999	ISL	ICELAND	+0.86	1:30.87	793 pts
50 m :	43.12 (43.12)	100 m :	1:30.87 (47.75)	[1:30.87]			
14.	II3-RASMUSSEN MARIA KJER	2007	DEN	DENMARK	+0.75	1:31.16	787 pts
50 m :	43.28 (43.28)	100 m :	1:31.16 (47.88)	[1:31.16]			
15.	II3-MOORE AMELIA	2007	AUS	AUSTRALIA	+0.78	1:31.55	779 pts
50 m :	41.30 (41.30)	100 m :	1:31.55 (50.25)	[1:31.55]			
16.	II1-LEE DAEUN	2000	KOR	REPUBLIC OF KOREA	---	1:31.65	777 pts
50 m :	42.84 (42.84)	100 m :	1:31.65 (48.81)	[1:31.65]			
17.	II1-IPUS MARTINEZ LAURA SOFIA	2002	COL	COLOMBIA	+0.99	1:32.12	768 pts
50 m :	43.81 (43.81)	100 m :	1:32.12 (48.31)	[1:32.12]			
18.	II1-AçKGöz SEÇİL	2001	TUR	TÜRKIYE	+0.80	1:36.22	691 pts
50 m :	45.11 (45.11)	100 m :	1:36.22 (51.11)	[1:36.22]			
19.	II1-LAU CHIU YEE	2008	HKG	HONG KONG	+0.75	1:36.40	688 pts
50 m :	45.18 (45.18)	100 m :	1:36.40 (51.22)	[1:36.40]			
20.	II2-KOBAYASHI MICHIKO	2001	JPN	JAPAN	---	1:42.69	578 pts
50 m :	47.70 (47.70)	100 m :	1:42.69 (54.99)	[1:42.69]			
21.	II3-DAVADOTTIR SIGNA VAR	1998	FAR	FAROE ISLANDS	---	1:46.75	513 pts
50 m :	50.93 (50.93)	100 m :	1:46.75 (55.82)	[1:46.75]			
22.	II1-SADOWSKI PIPER	2005	USA	UNITED STATES OF AMERICA	+0.92	1:49.15	476 pts
50 m :	52.22 (52.22)	100 m :	1:49.15 (56.93)	[1:49.15]			
23.	II2-GRAFTIAUX MARIE	1995	FRA	FRANCE	+0.82	1:51.39	442 pts
50 m :	50.82 (50.82)	100 m :	1:51.39 (1:00.57)	[1:51.39]			
24.	II1-SAYER RYLEE	2008	NZL	NEW ZEALAND	+0.88	1:52.18	431 pts
50 m :	51.22 (51.22)	100 m :	1:52.18 (1:00.96)	[1:52.18]			
25.	II2-CHIAPPA SABRINA	2000	ITA	ITALY	+0.95	1:52.28	429 pts
50 m :	52.27 (52.27)	100 m :	1:52.28 (1:00.01)	[1:52.28]			
26.	II2-RATTUR KEIRA	2005	EST	ESTONIA	---	1:54.67	396 pts
50 m :	52.96 (52.96)	100 m :	1:54.67 (1:01.71)	[1:54.67]			
27.	II2-RAPICANO CARLA	1995	FRA	FRANCE	+0.80	1:55.34	387 pts
50 m :	54.85 (54.85)	100 m :	1:55.34 (1:00.49)	[1:55.34]			
28.	II1-SHIN HYEWON	2006	KOR	REPUBLIC OF KOREA	+0.87	1:56.10	376 pts
50 m :	53.34 (53.34)	100 m :	1:56.10 (1:02.76)	[1:56.10]			
29.	II2-MARTINEZ AGUSTIN MARTA	1987	ESP	SPAIN	---	1:56.13	376 pts
50 m :	53.79 (53.79)	100 m :	1:56.13 (1:02.34)	[1:56.13]			
30.	II3-WATSON GENEVIEVE	2002	NZL	NEW ZEALAND	+0.96	1:56.43	372 pts
50 m :	51.40 (51.40)	100 m :	1:56.43 (1:05.03)	[1:56.43]			

Results

(Next) Prelims : 100 Breaststroke Women

[Monday, 05/06/2023]

31.	II2-KOSTOMLATSká ANNA	1997	CZE	CZECH REPUBLIC	---	1:56.92	365 pts
50 m :	53.35 (53.35)	100 m :	1:56.92 (1:03.57)	[1:56.92]			
32.	II2-ALLEN LIZZIE	2004	GBR	GREAT BRITAIN	+0.92	1:59.55	331 pts
50 m :	55.90 (55.90)	100 m :	1:59.55 (1:03.65)	[1:59.55]			
33.	II2-PINJUH MARIJA	1996	CRO	CROATIA	---	2:01.42	308 pts
50 m :	58.43 (58.43)	100 m :	2:01.42 (1:02.99)	[2:01.42]			
34.	II1-NAGY TESSA	2000	USA	UNITED STATES OF AMERICA	+0.99	2:01.89	302 pts
50 m :	57.14 (57.14)	100 m :	2:01.89 (1:04.75)	[2:01.89]			
35.	II2-THOMPSON HELEN	2003	GBR	GREAT BRITAIN	---	2:02.07	300 pts
50 m :	58.42 (58.42)	100 m :	2:02.07 (1:03.65)	[2:02.07]			
36.	II2-ANTUNES KELLY	1981	BRA	BRAZIL	---	2:02.90	290 pts
50 m :	56.23 (56.23)	100 m :	2:02.90 (1:06.67)	[2:02.90]			
37.	II2-BERGQUIST LAUREN	1999	USA	UNITED STATES OF AMERICA	---	2:07.72	236 pts
50 m :	58.08 (58.08)	100 m :	2:07.72 (1:09.64)	[2:07.72]			
38.	II2-MIJOLOVIC LUCIJA	1994	CRO	CROATIA	+0.84	2:10.97	203 pts
50 m :	1:02.00 (1:02.00)	100 m :	2:10.97 (1:08.97)	[2:10.97]			
39.	II2-SCHERDER MAGGIE	2002	USA	UNITED STATES OF AMERICA	+0.97	2:16.03	156 pts
50 m :	1:03.41 (1:03.41)	100 m :	2:16.03 (1:12.62)	[2:16.03]			
---	II3-HOWELLS GABRIELLA	2003	AUS	AUSTRALIA		DSQ	
---	II1-MORAES BARRETO VIVIANA	1982	VEN	VENEZUELA		DNS dec	

Results

[FFN quotation]

Prelims : 200 Backstroke Men

[Monday, 05/06/2023]

1.	I11-CHEN JIE-CHENG	2000	TPE	CHINESE TAIPEI	+0.73	2:26.76	875 pts
50 m :	32.90 (32.90)	100 m :	1:09.80 (36.90) [1:09.80]	150 m :	1:48.21 (38.41)	200 m :	2:26.76 (38.55) [1:16.96]
2.	I11-LEIB RICHARD	2004	EST	ESTONIA	+0.72	2:27.15	871 pts
50 m :	33.29 (33.29)	100 m :	1:09.88 (36.59) [1:09.88]	150 m :	1:48.41 (38.53)	200 m :	2:27.15 (38.74) [1:17.27]
3.	I13-DANIELSEN MARIUS	2005	DEN	DENMARK	+0.65	2:28.04	860 pts
50 m :	33.63 (33.63)	100 m :	1:11.39 (37.76) [1:11.39]	150 m :	1:50.14 (38.75)	200 m :	2:28.04 (37.90) [1:16.65]
4.	I11-HUI KA CHUN	2001	HKG	HONG KONG	+0.69	2:28.31	856 pts
50 m :	34.14 (34.14)	100 m :	1:11.94 (37.80) [1:11.94]	150 m :	1:50.32 (38.38)	200 m :	2:28.31 (37.99) [1:16.37]
5.	I11-LABRADOR FERNANDEZ JAVIER	2001	ESP	SPAIN	+0.80	2:30.84	826 pts
50 m :	34.44 (34.44)	100 m :	1:12.38 (37.94) [1:12.38]	150 m :	1:52.16 (39.78)	200 m :	2:30.84 (38.68) [1:18.46]
6.	I11-OLIVEIRA MARTINS BRANCO KAIO ADRIANO	2001	BRA	BRAZIL	+0.79	2:33.27	797 pts
50 m :	33.71 (33.71)	100 m :	1:13.24 (39.53) [1:13.24]	150 m :	1:53.69 (40.45)	200 m :	2:33.27 (39.58) [1:20.03]
7.	I13-TATOLI MATTéo	2003	FRA	FRANCE	+0.73	2:35.46	771 pts
50 m :	35.35 (35.35)	100 m :	1:14.83 (39.48) [1:14.83]	150 m :	1:55.14 (40.31)	200 m :	2:35.46 (40.32) [1:20.63]
8.	I11-BAUTISTA PRADOS JUAN	2000	ESP	SPAIN	+0.72	2:36.25	762 pts
50 m :	34.86 (34.86)	100 m :	1:14.42 (39.56) [1:14.42]	150 m :	1:55.37 (40.95)	200 m :	2:36.25 (40.88) [1:21.83]
9.	I11-ASLAN MERT	1998	TUR	TÜRKIYE	+0.91	2:36.87	755 pts
50 m :	35.83 (35.83)	100 m :	1:14.75 (38.92) [1:14.75]	150 m :	1:55.97 (41.22)	200 m :	2:36.87 (40.90) [1:22.12]
10.	I13-DELACOUR FLORENTIN	2005	FRA	FRANCE	+0.68	2:43.52	680 pts
50 m :	36.10 (36.10)	100 m :	1:17.57 (41.47) [1:17.57]	150 m :	2:00.61 (43.04)	200 m :	2:43.52 (42.91) [1:25.95]
11.	I11-SCHUMACHER JAKOB	2006	AUT	AUSTRIA (ÖBSV)	+0.91	2:43.76	677 pts
50 m :	37.33 (37.33)	100 m :	1:19.16 (41.83) [1:19.16]	150 m :	2:02.75 (43.59)	200 m :	2:43.76 (41.01) [1:24.60]
12.	I13-HOWELLS ISAAC	2008	AUS	AUSTRALIA	+0.94	2:45.98	653 pts
50 m :	37.30 (37.30)	100 m :	1:19.83 (42.53) [1:19.83]	150 m :	2:04.46 (44.63)	200 m :	2:45.98 (41.52) [1:26.15]
13.	I13-DUSTOW LANCE	2001	NZL	NEW ZEALAND	+0.85	2:48.25	629 pts
50 m :	38.45 (38.45)	100 m :	1:20.35 (41.90) [1:20.35]	150 m :	2:04.43 (44.08)	200 m :	2:48.25 (43.82) [1:27.90]
14.	I11-VOULGARAKIS ATHANASIOS	2004	GRE	GREECE	+0.84	2:49.10	620 pts
50 m :	39.17 (39.17)	100 m :	1:22.09 (42.92) [1:22.09]	150 m :	2:04.72 (42.63)	200 m :	2:49.10 (44.38) [1:27.01]
15.	I11-PREMUS DANILO	2007	CRO	CROATIA	+0.61	2:51.31	598 pts
50 m :	36.85 (36.85)	100 m :	1:20.41 (43.56) [1:20.41]	150 m :	2:06.96 (46.55)	200 m :	2:51.31 (44.35) [1:30.90]
16.	I11-GUZMAN JOSE ANGEL	2005	MEX	MEXICO	+0.85	2:53.45	576 pts
50 m :	41.97 (41.97)	100 m :	1:25.75 (43.78) [1:25.75]	150 m :	2:09.94 (44.19)	200 m :	2:53.45 (43.51) [1:27.70]
17.	I11-PATRÍCIO RODRIGO	2005	POR	PORTUGAL	+0.95	2:59.89	513 pts
50 m :	41.09 (41.09)	100 m :	1:28.47 (47.38) [1:28.47]	150 m :	2:14.38 (45.91)	200 m :	2:59.89 (45.51) [1:31.42]
18.	I12-PICCININI FRANCESCO	1995	ITA	ITALY	+0.88	3:08.03	439 pts
50 m :	45.33 (45.33)	100 m :	1:32.30 (46.97) [1:32.30]	150 m :	2:21.20 (48.90)	200 m :	3:08.03 (46.83) [1:35.73]
19.	I12-RONCATO GIAMMARIA	1995	ITA	ITALY	+0.88	3:09.68	424 pts
50 m :	44.87 (44.87)	100 m :	1:31.57 (46.70) [1:31.57]	150 m :	2:21.08 (49.51)	200 m :	3:09.68 (48.60) [1:38.11]
20.	I12-PINNERUP NIS HEIDE	1991	DEN	DENMARK	---	3:13.18	395 pts
50 m :	43.91 (43.91)	100 m :	1:31.75 (47.84) [1:31.75]	150 m :	2:23.05 (51.30)	200 m :	3:13.18 (50.13) [1:41.43]
21.	I12-SERRANO CORREOSO LUIS	1988	ESP	SPAIN	+0.70	3:15.03	379 pts
50 m :	43.86 (43.86)	100 m :	1:33.94 (50.08) [1:33.94]	150 m :	2:25.72 (51.78)	200 m :	3:15.03 (49.31) [1:41.09]
22.	I12-DUTAY RAFAEL	1991	FRA	FRANCE	+0.91	3:19.97	340 pts
50 m :	47.19 (47.19)	100 m :	1:39.08 (51.89) [1:39.08]	150 m :	2:31.91 (52.83)	200 m :	3:19.97 (48.06) [1:40.89]
23.	I12-DOOLAN BRADLEY	1994	AUS	AUSTRALIA	---	3:21.21	331 pts
50 m :	47.65 (47.65)	100 m :	1:38.36 (50.71) [1:38.36]	150 m :	2:29.86 (51.50)	200 m :	3:21.21 (51.35) [1:42.85]
24.	I12-ALAAELDIN RIAD YOUSSEF	2002	EGY	EGYPT	+0.83	3:26.68	290 pts
50 m :	46.99 (46.99)	100 m :	1:37.94 (50.95) [1:37.94]	150 m :	2:33.24 (55.30)	200 m :	3:26.68 (53.44) [1:48.74]
25.	I12-TÖTT ERIC	1992	EST	ESTONIA	+0.72	3:27.60	284 pts
50 m :	48.16 (48.16)	100 m :	1:43.09 (54.93) [1:43.09]	150 m :	2:36.60 (53.51)	200 m :	3:27.60 (51.00) [1:44.51]
26.	I12-HOLMES MARK	1983	GBR	GREAT BRITAIN	+0.95	3:40.18	202 pts
50 m :	50.08 (50.08)	100 m :	1:45.26 (55.18) [1:45.26]	150 m :	2:43.18 (57.92)	200 m :	3:40.18 (57.00) [1:54.92]
27.	I12-MELO JOSE ENRIQUE	1989	MEX	MEXICO	+0.73	3:47.33	162 pts
50 m :	49.90 (49.90)	100 m :	1:46.91 (57.01) [1:46.91]	150 m :	2:47.45 (1:00.54)	200 m :	3:47.33 (59.88) [2:00.42]
28.	I12-MARTINEZ STEVEN	1993	MEX	MEXICO	---	3:48.97	153 pts
50 m :	51.01 (51.01)	100 m :	1:47.14 (56.13) [1:47.14]	150 m :	2:48.53 (1:01.39)	200 m :	3:48.97 (1:00.44) [2:01.83]
29.	I12-FLORES GIOVANNI	1992	MEX	MEXICO	+0.91	3:51.56	140 pts
50 m :	49.38 (49.38)	100 m :	1:44.15 (54.77) [1:44.15]	150 m :	2:52.51 (1:08.36)	200 m :	3:51.56 (59.05) [2:07.41]
30.	I12-MATUSIEWICZ BARTOSZ	1998	POL	POLAND	+0.95	4:05.23	80 pts
50 m :	57.46 (57.46)	100 m :	1:58.81 (1:01.35) [1:58.81]	150 m :	3:02.99 (1:04.18)	200 m :	4:05.23 (1:02.24) [2:06.42]



6th Virtus Global Games 2023 - Swimming

BELLERIVE-SUR-ALLIER
from 05th to 09th June 2023 - 50m pool



Results

(Next) Prelims : 200 Backstroke Men

[Monday, 05/06/2023]

--- I11-CHEN JIE-CHENG

2006 TPE CHINESE TAIPEI

DEL



Results

[FFN quotation]

Prelims : 200 Backstroke Women

[Monday, 05/06/2023]

1.	II1-SOARES DE OLIVEIRA	2000	BRA	BRAZIL	+0.67	2:41.01	879 pts		
50 m :	ANA KAROLINA	100 m :	1:17.76 (40.67)	[1:17.76]	150 m :	1:59.73 (41.97)	200 m :	2:41.01 (41.28)	[1:23.25]
2.	II1-DAVIS AIRLIE	2006	AUS	AUSTRALIA	+0.76	2:48.98	786 pts		
50 m :	37.87 (37.87)	100 m :	1:20.34 (42.47)	[1:20.34]	150 m :	2:04.29 (43.95)	200 m :	2:48.98 (44.69)	[1:28.64]
3.	II3-RASMUSSEN MARIA KJER	2007	DEN	DENMARK	+0.72	2:49.11	785 pts		
50 m :	38.58 (38.58)	100 m :	1:21.55 (42.97)	[1:21.55]	150 m :	2:05.03 (43.48)	200 m :	2:49.11 (44.08)	[1:27.56]
4.	II3-BUCK ZOIE	2006	USA	UNITED STATES OF AMERICA	+0.74	2:54.89	721 pts		
50 m :	42.19 (42.19)	100 m :	1:26.78 (44.59)	[1:26.78]	150 m :	2:11.34 (44.56)	200 m :	2:54.89 (43.55)	[1:28.11]
5.	II1-BIESSE-FITTON INDIA	1999	AUS	AUSTRALIA	+0.87	2:59.77	669 pts		
50 m :	40.76 (40.76)	100 m :	1:25.29 (44.53)	[1:25.29]	150 m :	2:13.14 (47.85)	200 m :	2:59.77 (46.63)	[1:34.48]
6.	II1-AçKGöz SEÇİL	2001	TUR	TİRKIYE	+0.70	3:07.22	593 pts		
50 m :	42.50 (42.50)	100 m :	1:28.69 (46.19)	[1:28.69]	150 m :	2:19.30 (50.61)	200 m :	3:07.22 (47.92)	[1:38.53]
7.	II1-LAU CHIU YEE	2008	HKG	HONG KONG	+0.99	3:08.31	583 pts		
50 m :	44.36 (44.36)	100 m :	1:33.25 (48.89)	[1:33.25]	150 m :	2:22.75 (49.50)	200 m :	3:08.31 (45.56)	[1:35.06]
8.	II1-KAMEL RAWAN	2004	EGY	EGYPT	+0.85	3:09.45	572 pts		
50 m :	43.61 (43.61)	100 m :	1:29.88 (46.27)	[1:29.88]	150 m :	2:20.77 (50.89)	200 m :	3:09.45 (48.68)	[1:39.57]
9.	II3-DAVADOTTIR SIGNA VAR	1998	FAR	FAROE ISLANDS	+0.96	3:18.97	484 pts		
50 m :	46.50 (46.50)	100 m :	1:35.89 (49.39)	[1:35.89]	150 m :	2:27.63 (51.74)	200 m :	3:18.97 (51.34)	[1:43.08]
10.	II1-STEPHENSON ELLEN	2004	GBR	GREAT BRITAIN	+0.80	3:23.46	445 pts		
50 m :	46.96 (46.96)	100 m :	1:38.39 (51.43)	[1:38.39]	150 m :	2:32.89 (54.50)	200 m :	3:23.46 (50.57)	[1:45.07]
11.	II1-SENTUNA DENİZ EVİN	2003	TUR	TİRKIYE	+0.63	3:28.96	399 pts		
50 m :	46.59 (46.59)	100 m :	1:40.82 (54.23)	[1:40.82]	150 m :	2:33.91 (53.09)	200 m :	3:28.96 (55.05)	[1:48.14]
12.	II2-ESCAMILLA MARIANA	1994	MEX	MEXICO	+0.94	3:33.02	367 pts		
50 m :	48.56 (48.56)	100 m :	1:41.54 (52.98)	[1:41.54]	150 m :	2:37.06 (55.52)	200 m :	3:33.02 (55.96)	[1:51.48]
13.	II2-MARTINEZ DE LA RIVA CAMINO	1994	ESP	SPAIN	+0.96	3:33.81	361 pts		
50 m :	47.65 (47.65)	100 m :	1:40.68 (53.03)	[1:40.68]	150 m :	2:37.63 (56.95)	200 m :	3:33.81 (56.18)	[1:53.13]
14.	II2-CHIAPPA SABRINA	2000	ITA	ITALY	+0.98	3:33.86	361 pts		
50 m :	48.67 (48.67)	100 m :	1:43.01 (54.34)	[1:43.01]	150 m :	2:39.63 (56.62)	200 m :	3:33.86 (54.23)	[1:50.85]
15.	II3-ABOMARIAM FATMA	2004	EGY	EGYPT	+0.79	3:35.90	345 pts		
50 m :	51.50 (51.50)	100 m :	1:46.54 (55.04)	[1:46.54]	150 m :	2:41.81 (55.27)	200 m :	3:35.90 (54.09)	[1:49.36]
16.	II2-SCHERDER MAGGIE	2002	USA	UNITED STATES OF AMERICA	+0.82	3:39.14	321 pts		
50 m :	48.56 (48.56)	100 m :	1:45.09 (56.53)	[1:45.09]	150 m :	2:44.74 (59.65)	200 m :	3:39.14 (54.40)	[1:54.05]
17.	II2-ANDRE DELPHINE	1998	FRA	FRANCE	+0.99	3:43.73	289 pts		
50 m :	51.52 (51.52)	100 m :	1:48.10 (56.58)	[1:48.10]	150 m :	2:47.43 (59.33)	200 m :	3:43.73 (56.30)	[1:55.63]
18.	II2-PINJUH MARIJA	1996	CRO	CROATIA	+0.89	3:51.17	240 pts		
50 m :	52.93 (52.93)	100 m :	1:51.84 (58.91)	[1:51.84]	150 m :	2:52.84 (1:01.00)	200 m :	3:51.17 (58.33)	[1:59.33]
19.	II2-MARTIN KATHRYN	1998	GBR	GREAT BRITAIN	---	3:51.75	237 pts		
50 m :	54.02 (54.02)	100 m :	1:54.03 (1:00.01)	[1:54.03]	150 m :	2:52.82 (58.79)	200 m :	3:51.75 (58.93)	[1:57.72]
20.	II2-SIEBIER ELBIETA	2004	POL	POLAND	+0.97	4:14.56	116 pts		
50 m :	56.87 (56.87)	100 m :	2:00.14 (1:03.27)	[2:00.14]	150 m :	3:08.17 (1:08.03)	200 m :	4:14.56 (1:06.39)	[2:14.42]
21.	II2-HASSANE YASMINE	2003	EGY	EGYPT	+0.80	4:18.47	100 pts		
50 m :	58.55 (58.55)	100 m :	2:04.22 (1:05.67)	[2:04.22]	150 m :	3:12.48 (1:08.26)	200 m :	4:18.47 (1:05.99)	[2:14.25]
22.	II2-COFFEY KATRINA	1985	AUS	AUSTRALIA	+0.99	4:19.53	96 pts		
50 m :	1:02.09 (1:02.09)	100 m :	2:12.64 (1:10.55)	[2:12.64]	150 m :	3:17.34 (1:04.70)	200 m :	4:19.53 (1:02.19)	[2:06.89]
---	II1-SU AN-YEN	1999	TPE	CHINESE TAIPEI			DEL		

Results

[FFN quotation]

Prelims : 800 Freestyle Men

[Monday, 05/06/2023]

1. I13-PARISOT AXEL		2000	FRA	FRANCE	+0.79	8:52.12	1085 pts		
50 m :	29.43 (29.43)	100 m :	1:01.12 (31.69)	[1:01.12]	150 m :	1:33.62 (32.50)	200 m :	2:07.47 (33.85)	[1:06.35]
250 m :	2:41.36 (33.89)	300 m :	3:15.69 (34.33)	[1:08.22]	350 m :	3:49.94 (34.25)	400 m :	4:24.46 (34.52)	[1:08.77]
450 m :	4:58.51 (34.05)	500 m :	5:33.18 (34.67)	[1:08.72]	550 m :	6:07.16 (33.98)	600 m :	6:41.86 (34.70)	[1:08.68]
650 m :	7:16.05 (34.19)	700 m :	7:50.01 (33.96)	[1:08.15]	750 m :	8:19.54 (29.53)	800 m :	8:52.12 (32.58)	[1:02.11]
2. I11-KHALILI NADER		2001	FIN	FINLAND	+0.84	8:54.34	1076 pts		
50 m :	28.81 (28.81)	100 m :	1:00.34 (31.53)	[1:00.34]	150 m :	1:33.51 (33.17)	200 m :	2:06.71 (33.20)	[1:06.37]
250 m :	2:41.30 (34.59)	300 m :	3:15.29 (33.99)	[1:08.58]	350 m :	3:49.65 (34.36)	400 m :	4:24.19 (34.54)	[1:08.90]
450 m :	4:58.56 (34.37)	500 m :	5:32.58 (34.02)	[1:08.39]	550 m :	6:07.58 (35.00)	600 m :	6:41.67 (34.09)	[1:09.09]
650 m :	7:15.85 (34.18)	700 m :	7:49.79 (33.94)	[1:08.12]	750 m :	8:22.81 (33.02)	800 m :	8:54.34 (31.53)	[1:04.55]
3. I11-WONG HON YIN		2001	HKG	HONG KONG	+0.82	9:00.71	1051 pts		
50 m :	29.18 (29.18)	100 m :	1:00.90 (31.72)	[1:00.90]	150 m :	1:35.09 (34.19)	200 m :	2:08.46 (33.37)	[1:07.56]
250 m :	2:42.38 (33.92)	300 m :	3:16.49 (34.11)	[1:08.03]	350 m :	3:51.00 (34.51)	400 m :	4:25.93 (34.93)	[1:09.44]
450 m :	5:00.64 (34.71)	500 m :	5:35.43 (34.79)	[1:09.50]	550 m :	6:10.54 (35.11)	600 m :	6:44.77 (34.23)	[1:09.34]
650 m :	7:19.69 (34.92)	700 m :	7:53.92 (34.23)	[1:09.15]	750 m :	8:27.81 (33.89)	800 m :	9:00.71 (32.90)	[1:06.79]
4. I11-CASALI KEVIN		1993	ITA	ITALY	+0.93	9:06.43	1028 pts		
50 m :	31.76 (31.76)	100 m :	1:04.77 (33.01)	[1:04.77]	150 m :	1:38.34 (33.57)	200 m :	2:12.40 (34.06)	[1:07.63]
250 m :	2:46.84 (34.44)	300 m :	3:21.13 (34.29)	[1:08.73]	350 m :	3:55.59 (34.46)	400 m :	4:30.68 (35.09)	[1:09.55]
450 m :	5:05.83 (35.15)	500 m :	5:41.14 (35.31)	[1:10.46]	550 m :	6:16.37 (35.23)	600 m :	6:51.30 (34.93)	[1:10.16]
650 m :	7:25.66 (34.36)	700 m :	7:59.92 (34.26)	[1:08.62]	750 m :	8:33.62 (33.70)	800 m :	9:06.43 (32.81)	[1:06.51]
5. I11-ALFORD JOSHUA		1995	AUS	AUSTRALIA	+0.89	9:11.84	1007 pts		
50 m :	30.58 (30.58)	100 m :	1:03.75 (33.17)	[1:03.75]	150 m :	1:37.84 (34.09)	200 m :	2:12.77 (34.93)	[1:09.02]
250 m :	2:47.29 (34.52)	300 m :	3:21.50 (34.21)	[1:08.73]	350 m :	3:55.85 (34.35)	400 m :	4:30.67 (34.82)	[1:09.17]
450 m :	5:05.56 (34.89)	500 m :	5:41.49 (35.93)	[1:10.82]	550 m :	6:16.79 (35.30)	600 m :	6:52.48 (35.69)	[1:10.99]
650 m :	7:28.18 (35.70)	700 m :	8:03.54 (35.36)	[1:11.06]	750 m :	8:37.98 (34.44)	800 m :	9:11.84 (33.86)	[1:08.30]
6. I11-YAMANAKA YUKI		1997	JPN	JAPAN	+0.95	9:13.85	999 pts		
50 m :	30.86 (30.86)	100 m :	1:04.51 (33.65)	[1:04.51]	150 m :	1:39.44 (34.93)	200 m :	2:14.20 (34.76)	[1:09.69]
250 m :	2:48.96 (34.76)	300 m :	3:24.27 (35.31)	[1:10.07]	350 m :	3:59.48 (35.21)	400 m :	4:35.19 (35.71)	[1:10.92]
450 m :	5:09.86 (34.67)	500 m :	5:46.21 (36.35)	[1:11.02]	550 m :	6:21.86 (35.65)	600 m :	6:57.53 (35.67)	[1:11.32]
650 m :	7:31.97 (34.44)	700 m :	8:08.08 (36.11)	[1:10.55]	750 m :	8:42.96 (34.88)	800 m :	9:13.85 (30.89)	[1:05.77]
7. I11-MOLINA MEDINA NICOLAS		1997	COL	COLOMBIA	+0.81	9:32.38	929 pts		
50 m :	31.26 (31.26)	100 m :	1:04.88 (33.62)	[1:04.88]	150 m :	1:39.29 (34.41)	200 m :	2:15.11 (35.82)	[1:10.23]
250 m :	2:51.31 (36.20)	300 m :	3:28.39 (37.08)	[1:13.28]	350 m :	4:04.87 (36.48)	400 m :	4:41.63 (36.76)	[1:13.24]
450 m :	5:18.91 (37.28)	500 m :	5:56.46 (37.55)	[1:14.83]	550 m :	6:34.42 (37.96)	600 m :	7:12.03 (37.61)	[1:15.57]
650 m :	7:49.55 (37.52)	700 m :	8:26.25 (36.70)	[1:14.22]	750 m :	8:59.36 (33.11)	800 m :	9:32.38 (33.02)	[1:06.13]
8. I11-SHIH MIN-HSUAN		1997	TPE	CHINESE TAIPEI	+0.83	9:32.46	929 pts		
50 m :	31.81 (31.81)	100 m :	1:06.35 (34.54)	[1:06.35]	150 m :	1:42.19 (35.84)	200 m :	2:18.61 (36.42)	[1:12.26]
250 m :	2:55.66 (37.05)	300 m :	3:32.87 (37.21)	[1:14.26]	350 m :	4:10.02 (37.15)	400 m :	4:46.33 (36.31)	[1:13.46]
450 m :	5:23.52 (37.19)	500 m :	5:59.78 (36.26)	[1:13.45]	550 m :	6:35.74 (35.96)	600 m :	7:12.42 (36.68)	[1:12.64]
650 m :	7:48.75 (36.33)	700 m :	8:25.26 (36.51)	[1:12.84]	750 m :	8:59.87 (34.61)	800 m :	9:32.46 (32.59)	[1:07.20]
9. I11-PAREDES MARCO LUIS FRANCISCO		1993	ESP	SPAIN	+0.90	9:46.16	879 pts		
50 m :	31.90 (31.90)	100 m :	1:07.68 (35.78)	[1:07.68]	150 m :	1:43.41 (35.73)	200 m :	2:19.85 (36.44)	[1:12.17]
250 m :	2:56.65 (36.80)	300 m :	3:33.14 (36.49)	[1:13.29]	350 m :	4:10.78 (37.64)	400 m :	4:47.74 (36.96)	[1:14.60]
450 m :	5:25.58 (37.84)	500 m :	6:02.48 (36.90)	[1:14.74]	550 m :	6:40.73 (38.25)	600 m :	7:17.69 (36.96)	[1:15.21]
650 m :	7:55.66 (37.97)	700 m :	8:33.20 (37.54)	[1:15.51]	750 m :	9:10.73 (37.53)	800 m :	9:46.16 (35.43)	[1:12.96]
10. I11-CASTELL FERRERES SERGI		2000	ESP	SPAIN	+0.83	9:51.11	861 pts		
50 m :	30.83 (30.83)	100 m :	1:04.87 (34.04)	[1:04.87]	150 m :	1:41.60 (36.73)	200 m :	2:18.44 (36.84)	[1:13.57]
250 m :	2:55.81 (37.37)	300 m :	3:33.22 (37.41)	[1:14.78]	350 m :	4:10.79 (37.57)	400 m :	4:48.46 (37.67)	[1:15.24]
450 m :	5:26.24 (37.78)	500 m :	6:03.54 (37.30)	[1:15.08]	550 m :	6:41.14 (37.60)	600 m :	7:18.94 (37.80)	[1:15.40]
650 m :	7:58.02 (39.08)	700 m :	8:35.70 (37.68)	[1:16.76]	750 m :	9:14.56 (38.86)	800 m :	9:51.11 (36.55)	[1:15.41]
11. I11-CHEN YU CHIA		1998	MAC	MACAU	+0.81	9:53.61	852 pts		
50 m :	30.46 (30.46)	100 m :	1:05.11 (34.65)	[1:05.11]	150 m :	1:41.94 (36.83)	200 m :	2:19.65 (37.71)	[1:14.54]
250 m :	2:57.70 (38.05)	300 m :	3:35.84 (38.14)	[1:16.19]	350 m :	4:13.98 (38.14)	400 m :	4:52.84 (38.86)	[1:17.00]
450 m :	5:30.87 (38.03)	500 m :	6:09.39 (38.52)	[1:16.55]	550 m :	6:47.82 (38.43)	600 m :	7:26.69 (38.87)	[1:17.30]
650 m :	8:04.89 (38.20)	700 m :	8:41.84 (36.95)	[1:15.15]	750 m :	9:18.47 (36.63)	800 m :	9:53.61 (35.14)	[1:11.77]
12. I11-CALTRAN VILA REAL FELIPE		1997	BRA	BRAZIL	+0.85	9:55.58	845 pts		
50 m :	32.44 (32.44)	100 m :	1:07.25 (34.81)	[1:07.25]	150 m :	1:42.57 (35.32)	200 m :	2:19.35 (36.78)	[1:12.10]
250 m :	2:56.22 (36.87)	300 m :	3:34.03 (37.81)	[1:14.68]	350 m :	4:11.73 (37.70)	400 m :	4:49.79 (38.06)	[1:15.76]
450 m :	5:26.89 (37.10)	500 m :	6:04.97 (38.08)	[1:15.18]	550 m :	6:42.60 (37.63)	600 m :	7:22.85 (40.25)	[1:17.88]
650 m :	8:02.26 (39.41)	700 m :	8:41.56 (39.30)	[1:18.71]	750 m :	9:18.79 (37.23)	800 m :	9:55.58 (36.79)	[1:14.02]

Results

(Next) Prelims : 800 Freestyle Men

[Monday, 05/06/2023]

13. I13-ABOUGOUDA MOHAMED		2004	EGY	EGYPT	+0.72	10:04.25	814 pts		
50 m :	30.63 (30.63)	100 m :	1:06.01 (35.38)	[1:06.01]	150 m :	1:43.91 (37.90)	200 m :	2:22.97 (39.06)	[1:16.96]
250 m :	3:00.95 (37.98)	300 m :	3:39.66 (38.71)	[1:16.69]	350 m :	4:18.02 (38.36)	400 m :	4:57.56 (39.54)	[1:17.90]
450 m :	5:37.58 (40.02)	500 m :	6:16.59 (39.01)	[1:19.03]	550 m :	6:55.75 (39.16)	600 m :	7:34.33 (38.58)	[1:17.74]
650 m :	8:14.29 (39.96)	700 m :	8:53.80 (39.51)	[1:19.47]	750 m :	9:30.45 (36.65)	800 m :	10:04.25 (33.80)	[1:10.45]
14. I11-SEZGIN HIKMET CEM		1997	TUR	TÜRKIYE	+0.88	10:07.95	802 pts		
50 m :	31.44 (31.44)	100 m :	1:06.07 (34.63)	[1:06.07]	150 m :	1:42.05 (35.98)	200 m :	2:19.38 (37.33)	[1:13.31]
250 m :	2:57.38 (38.00)	300 m :	3:35.98 (38.60)	[1:16.60]	350 m :	4:14.88 (38.90)	400 m :	4:53.83 (38.95)	[1:17.85]
450 m :	5:32.89 (39.06)	500 m :	6:11.90 (39.01)	[1:18.07]	550 m :	6:51.21 (39.31)	600 m :	7:30.56 (39.35)	[1:18.66]
650 m :	8:09.87 (39.31)	700 m :	8:49.58 (39.71)	[1:19.02]	750 m :	9:29.43 (39.85)	800 m :	10:07.95 (38.52)	[1:18.37]
15. I11-ASLAN MERT		1998	TUR	TÜRKIYE	---	10:10.10	794 pts		
50 m :	31.45 (31.45)	100 m :	1:06.89 (35.44)	[1:06.89]	150 m :	1:43.24 (36.35)	200 m :	2:20.66 (37.42)	[1:13.77]
250 m :	2:58.65 (37.99)	300 m :	3:37.52 (38.87)	[1:16.86]	350 m :	4:16.12 (38.60)	400 m :	4:55.23 (39.11)	[1:17.71]
450 m :	5:33.74 (38.51)	500 m :	6:12.84 (39.10)	[1:17.61]	550 m :	6:51.88 (39.04)	600 m :	7:31.74 (39.86)	[1:18.90]
650 m :	8:11.88 (40.14)	700 m :	8:50.88 (39.00)	[1:19.14]	750 m :	9:30.87 (39.99)	800 m :	10:10.10 (39.23)	[1:19.22]
16. I11-BUGLER JACK		2002	NZL	NEW ZEALAND	+0.80	10:12.94	784 pts		
50 m :	34.97 (34.97)	100 m :	1:11.66 (36.69)	[1:11.66]	150 m :	1:50.29 (38.63)	200 m :	2:27.88 (37.59)	[1:16.22]
250 m :	3:07.06 (39.18)	300 m :	3:44.90 (37.84)	[1:17.02]	350 m :	4:24.68 (39.78)	400 m :	5:02.78 (38.10)	[1:17.88]
450 m :	5:42.30 (39.52)	500 m :	6:20.61 (38.31)	[1:17.83]	550 m :	6:59.88 (39.27)	600 m :	7:39.08 (39.20)	[1:18.47]
650 m :	8:18.18 (39.10)	700 m :	8:57.24 (39.06)	[1:18.16]	750 m :	9:35.49 (38.25)	800 m :	10:12.94 (37.45)	[1:15.70]
17. I13-VIVAS GUERRERO NICOLAS		2004	COL	COLOMBIA	+0.70	10:15.70	775 pts		
50 m :	33.86 (33.86)	100 m :	1:11.54 (37.68)	[1:11.54]	150 m :	1:48.89 (37.35)	200 m :	2:27.08 (38.19)	[1:15.54]
250 m :	3:05.54 (38.46)	300 m :	3:44.26 (38.72)	[1:17.18]	350 m :	4:22.81 (38.55)	400 m :	5:03.65 (40.84)	[1:19.39]
450 m :	5:43.25 (39.60)	500 m :	6:23.17 (39.92)	[1:19.52]	550 m :	7:02.62 (39.45)	600 m :	7:42.16 (39.54)	[1:18.99]
650 m :	8:21.27 (39.11)	700 m :	9:00.06 (38.79)	[1:17.90]	750 m :	9:38.44 (38.38)	800 m :	10:15.70 (37.26)	[1:15.64]
18. I11-SABOUR AYMAN		2001	EGY	EGYPT	+0.83	10:21.27	756 pts		
50 m :	30.90 (30.90)	100 m :	1:06.94 (36.04)	[1:06.94]	150 m :	1:44.63 (37.69)	200 m :	2:25.17 (40.54)	[1:18.23]
250 m :	3:05.61 (40.44)	300 m :	3:45.22 (39.61)	[1:20.05]	350 m :	4:25.47 (40.25)	400 m :	5:05.31 (39.84)	[1:20.09]
450 m :	5:45.62 (40.31)	500 m :	6:25.77 (40.15)	[1:20.46]	550 m :	7:05.79 (40.02)	600 m :	7:45.46 (39.67)	[1:19.69]
650 m :	8:25.19 (39.73)	700 m :	9:05.03 (39.84)	[1:19.57]	750 m :	9:44.54 (39.51)	800 m :	10:21.27 (36.73)	[1:16.24]
19. I13-HOWELLS ISAAC		2008	AUS	AUSTRALIA	+0.79	11:15.60	585 pts		
50 m :	35.06 (35.06)	100 m :	1:15.14 (40.08)	[1:15.14]	150 m :	1:57.31 (42.17)	200 m :	2:39.67 (42.36)	[1:24.53]
250 m :	3:22.32 (42.65)	300 m :	4:05.50 (43.18)	[1:25.83]	350 m :	4:48.35 (42.85)	400 m :	5:32.43 (44.08)	[1:26.93]
450 m :	6:15.89 (43.46)	500 m :	6:58.63 (42.74)	[1:26.20]	550 m :	7:42.03 (43.40)	600 m :	8:23.53 (41.50)	[1:24.90]
650 m :	9:07.47 (43.94)	700 m :	9:51.53 (44.06)	[1:28.00]	750 m :	10:33.76 (42.23)	800 m :	11:15.60 (41.84)	[1:24.07]
20. I13-PICHON TATE		1997	NZL	NEW ZEALAND	---	11:23.61	561 pts		
50 m :	36.11 (36.11)	100 m :	1:14.47 (38.36)	[1:14.47]	150 m :	1:55.53 (41.06)	200 m :	2:37.75 (42.22)	[1:23.28]
250 m :	3:21.01 (43.26)	300 m :	4:02.84 (41.83)	[1:25.09]	350 m :	4:45.53 (42.69)	400 m :	5:29.99 (44.46)	[1:27.15]
450 m :	6:13.93 (43.94)	500 m :	6:56.89 (42.96)	[1:26.90]	550 m :	7:41.02 (44.13)	600 m :	8:25.28 (44.26)	[1:28.39]
650 m :	9:10.68 (45.40)	700 m :	9:56.52 (45.84)	[1:31.24]	750 m :	10:39.96 (43.44)	800 m :	11:23.61 (43.65)	[1:27.09]
21. I12-COLOMBY CLÉMENT		1991	FRA	FRANCE	---	12:41.27	359 pts		
50 m :	41.90 (41.90)	100 m :	1:28.69 (46.79)	[1:28.69]	150 m :	2:15.81 (47.12)	200 m :	3:03.28 (47.47)	[1:34.59]
250 m :	3:50.66 (47.38)	300 m :	4:39.08 (48.42)	[1:35.80]	350 m :	5:27.71 (48.63)	400 m :	6:16.73 (49.02)	[1:37.65]
450 m :	7:05.56 (48.83)	500 m :	7:54.22 (48.66)	[1:37.49]	550 m :	8:43.19 (48.97)	600 m :	9:32.14 (48.95)	[1:37.92]
650 m :	10:20.89 (48.75)	700 m :	11:08.71 (47.82)	[1:36.57]	750 m :	11:57.85 (49.14)	800 m :	12:41.27 (43.42)	[1:32.56]
22. I12-PINNERUP NIS HEIDE		1991	DEN	DENMARK	+0.78	12:41.81	358 pts		
50 m :	38.39 (38.39)	100 m :	1:23.71 (45.32)	[1:23.71]	150 m :	2:12.03 (48.32)	200 m :	3:01.22 (49.19)	[1:37.51]
250 m :	3:50.36 (49.14)	300 m :	4:39.18 (48.82)	[1:37.96]	350 m :	5:28.04 (48.86)	400 m :	6:16.58 (48.54)	[1:37.40]
450 m :	7:05.09 (48.51)	500 m :	7:54.48 (49.39)	[1:37.90]	550 m :	8:42.96 (48.48)	600 m :	9:31.56 (48.60)	[1:37.08]
650 m :	10:19.63 (48.07)	700 m :	11:08.03 (48.40)	[1:36.47]	750 m :	11:56.85 (48.82)	800 m :	12:41.81 (44.96)	[1:33.78]
23. I12-MATILLA CÉDRIC		1995	FRA	FRANCE	---	12:48.51	343 pts		
50 m :	39.83 (39.83)	100 m :	1:24.35 (44.52)	[1:24.35]	150 m :	3:51.60 (2:27.25)	200 m :	3:02.31 (-49.29)	[1:37.96]
250 m :	5:28.20 (2:25.89)	300 m :	4:40.45 (-47.75)	[1:38.14]	350 m :	7:06.10 (2:25.65)	400 m :	6:18.38 (-47.72)	[1:37.93]
450 m :	8:44.13 (2:25.75)	500 m :	7:56.11 (-48.02)	[1:37.73]	550 m :	10:26.22 (2:30.11)	600 m :	9:35.48 (-50.74)	[1:39.37]
650 m :	12:06.73 (2:31.25)	700 m :	11:15.19 (-51.54)	[1:39.71]	750 m :	---	800 m :	12:48.51 (1:33.32)	[1:33.32]
24. I12-ALAAELDIN RIAD YOUSSEF		2002	EGY	EGYPT	+0.95	15:37.61	67 pts		
50 m :	46.68 (46.68)	100 m :	1:45.12 (58.44)	[1:45.12]	150 m :	2:46.14 (1:01.02)	200 m :	3:45.51 (59.37)	[2:00.39]
250 m :	4:46.20 (1:00.69)	300 m :	5:45.48 (59.28)	[1:59.97]	350 m :	6:45.69 (1:00.21)	400 m :	7:42.81 (57.12)	[1:57.33]
450 m :	8:42.69 (59.88)	500 m :	9:41.44 (58.75)	[1:58.63]	550 m :	10:41.59 (1:00.15)	600 m :	11:40.40 (58.81)	[1:58.96]
650 m :	12:40.38 (59.98)	700 m :	13:37.59 (57.21)	[1:57.19]	750 m :	14:40.41 (1:02.82)	800 m :	15:37.61 (57.20)	[2:00.02]
--- I11 - SHIH MIN-HSUAN		2000	TPE	CHINESE TAIPEI			DEL		
--- I11-FINOL TORRES ANDRÉS JAVIER		1999	VEN	VENEZUELA			DNS dec		

Results

[FFN quotation]

Prelims : 800 Freestyle Women

[Monday, 05/06/2023]

1. I11-LINDBERG PERNILLA		1994	SWE	SWEDEN	+0.80	9:37.96	1056 pts		
50 m :	32.44 (32.44)	100 m :	1:07.54 (35.10)	[1:07.54]	150 m :	1:42.80 (35.26)	200 m :	2:18.33 (35.53)	[1:10.79]
250 m :	2:54.22 (35.89)	300 m :	3:30.63 (36.41)	[1:12.30]	350 m :	4:07.02 (36.39)	400 m :	4:43.45 (36.43)	[1:12.82]
450 m :	5:20.38 (36.93)	500 m :	5:57.28 (36.90)	[1:13.83]	550 m :	6:34.26 (36.98)	600 m :	7:11.35 (37.09)	[1:14.07]
650 m :	7:48.43 (37.08)	700 m :	8:25.69 (37.26)	[1:14.34]	750 m :	9:02.30 (36.61)	800 m :	9:37.96 (35.66)	[1:12.27]
2. I11-LUCY JADE		1997	AUS	AUSTRALIA	+0.97	10:13.45	929 pts		
50 m :	34.77 (34.77)	100 m :	1:12.13 (37.36)	[1:12.13]	150 m :	1:50.04 (37.91)	200 m :	2:27.87 (37.83)	[1:15.74]
250 m :	3:05.69 (37.82)	300 m :	3:44.11 (38.42)	[1:16.24]	350 m :	4:22.64 (38.53)	400 m :	5:01.72 (39.08)	[1:17.61]
450 m :	5:40.73 (39.01)	500 m :	6:19.96 (39.23)	[1:18.24]	550 m :	6:58.94 (38.98)	600 m :	7:38.12 (39.18)	[1:18.16]
650 m :	8:17.28 (39.16)	700 m :	8:56.79 (39.51)	[1:18.67]	750 m :	9:35.94 (39.15)	800 m :	10:13.45 (37.51)	[1:16.66]
3. I13-DREAN MAËLLYS		2005	FRA	FRANCE	+0.89	10:13.85	927 pts		
50 m :	32.98 (32.98)	100 m :	1:08.97 (35.99)	[1:08.97]	150 m :	1:46.45 (37.48)	200 m :	2:24.34 (37.89)	[1:15.37]
250 m :	3:03.44 (39.10)	300 m :	3:42.60 (39.16)	[1:18.26]	350 m :	4:21.94 (39.34)	400 m :	5:00.75 (38.81)	[1:18.15]
450 m :	5:40.22 (39.47)	500 m :	6:19.87 (39.65)	[1:19.12]	550 m :	6:59.59 (39.72)	600 m :	7:39.04 (39.45)	[1:19.17]
650 m :	8:18.21 (39.17)	700 m :	8:57.98 (39.77)	[1:18.94]	750 m :	9:36.37 (38.39)	800 m :	10:13.85 (37.48)	[1:15.87]
4. I11-CHEONG SUI KEI		2002	HKG	HONG KONG	+0.74	10:26.89	882 pts		
50 m :	34.04 (34.04)	100 m :	1:10.89 (36.85)	[1:10.89]	150 m :	1:49.59 (38.70)	200 m :	2:28.42 (38.83)	[1:17.53]
250 m :	3:07.67 (39.25)	300 m :	3:47.46 (39.79)	[1:19.04]	350 m :	4:27.54 (40.08)	400 m :	5:07.88 (40.34)	[1:20.42]
450 m :	5:48.83 (40.95)	500 m :	6:29.45 (40.62)	[1:21.57]	550 m :	7:10.34 (40.89)	600 m :	7:50.45 (40.11)	[1:21.00]
650 m :	8:30.87 (40.42)	700 m :	9:10.04 (39.17)	[1:19.59]	750 m :	9:49.26 (39.22)	800 m :	10:26.89 (37.63)	[1:16.85]
5. I11-HINDS MADDISON		2005	AUS	AUSTRALIA	+0.82	10:50.64	804 pts		
50 m :	35.17 (35.17)	100 m :	3:53.91 (3:18.74)	[3:53.91]	150 m :	1:53.62 (-120.29)	200 m :	5:16.71 (3:23.09)	[1:22.80]
250 m :	3:13.02 (-123.69)	300 m :	---	---	350 m :	4:35.03 (1:22.01)	400 m :	---	---
450 m :	5:58.77 (1:23.74)	500 m :	6:40.56 (41.79)	[1:23.85]	550 m :	7:22.94 (42.38)	600 m :	8:04.97 (42.03)	[1:24.41]
650 m :	8:46.80 (41.83)	700 m :	9:28.04 (41.24)	[1:23.07]	750 m :	10:10.53 (42.49)	800 m :	10:50.64 (40.11)	[1:22.60]
6. I11-SADOWSKI PIPER		2005	USA	UNITED STATES OF AMERICA	+0.87	10:54.33	792 pts		
50 m :	36.56 (36.56)	100 m :	1:16.10 (39.54)	[1:16.10]	150 m :	1:57.77 (41.67)	200 m :	2:38.76 (40.99)	[1:22.66]
250 m :	3:19.78 (41.02)	300 m :	4:00.82 (41.04)	[1:22.06]	350 m :	4:42.38 (41.56)	400 m :	5:24.12 (41.74)	[1:23.30]
450 m :	6:06.08 (41.96)	500 m :	6:47.73 (41.65)	[1:23.61]	550 m :	7:29.41 (41.68)	600 m :	8:11.37 (41.96)	[1:23.64]
650 m :	8:52.20 (40.83)	700 m :	9:33.44 (41.24)	[1:22.07]	750 m :	10:14.14 (40.70)	800 m :	10:54.33 (40.19)	[1:20.89]
7. I13-BUCK ZOIE		2006	USA	UNITED STATES OF AMERICA	+0.96	11:11.97	736 pts		
50 m :	38.83 (38.83)	100 m :	1:20.97 (42.14)	[1:20.97]	150 m :	2:04.32 (43.35)	200 m :	2:47.83 (43.51)	[1:26.86]
250 m :	3:31.61 (43.78)	300 m :	4:15.09 (43.48)	[1:27.26]	350 m :	4:57.65 (42.56)	400 m :	5:39.74 (42.09)	[1:24.65]
450 m :	6:21.55 (41.81)	500 m :	7:03.44 (41.89)	[1:23.70]	550 m :	7:45.60 (42.16)	600 m :	8:27.13 (41.53)	[1:23.69]
650 m :	9:09.32 (42.19)	700 m :	9:50.36 (41.04)	[1:23.23]	750 m :	10:32.37 (42.01)	800 m :	11:11.97 (39.60)	[1:21.61]
8. I11-BIESSE-FITTON INDIA		1999	AUS	AUSTRALIA	+0.90	11:20.28	711 pts		
50 m :	37.45 (37.45)	100 m :	1:16.79 (39.34)	[1:16.79]	150 m :	1:57.79 (41.00)	200 m :	2:38.91 (41.12)	[1:22.12]
250 m :	3:22.06 (43.15)	300 m :	4:04.04 (41.98)	[1:25.13]	350 m :	4:47.78 (43.74)	400 m :	5:30.65 (42.87)	[1:26.61]
450 m :	6:14.95 (44.30)	500 m :	6:58.59 (43.64)	[1:27.94]	550 m :	7:43.19 (44.60)	600 m :	8:27.47 (44.28)	[1:28.88]
650 m :	9:11.71 (44.24)	700 m :	9:55.00 (43.29)	[1:27.53]	750 m :	10:38.21 (43.21)	800 m :	11:20.28 (42.07)	[1:25.28]
9. I13-HOWELLS GABRIELLA		2003	AUS	AUSTRALIA	+0.81	11:25.01	697 pts		
50 m :	36.25 (36.25)	100 m :	1:17.08 (40.83)	[1:17.08]	150 m :	1:59.06 (41.98)	200 m :	2:41.83 (42.77)	[1:24.75]
250 m :	3:26.35 (44.52)	300 m :	4:09.02 (42.67)	[1:27.19]	350 m :	4:53.31 (44.29)	400 m :	5:37.25 (43.94)	[1:28.23]
450 m :	6:21.83 (44.58)	500 m :	7:05.38 (43.55)	[1:28.13]	550 m :	7:49.08 (43.70)	600 m :	8:33.56 (44.48)	[1:28.18]
650 m :	9:17.72 (44.16)	700 m :	10:01.10 (43.38)	[1:27.54]	750 m :	10:43.23 (42.13)	800 m :	11:25.01 (41.78)	[1:23.91]
10. I13-ABOMARIAM FATMA		2004	EGY	EGYPT	+0.78	11:32.95	673 pts		
50 m :	35.04 (35.04)	100 m :	1:17.73 (42.69)	[1:17.73]	150 m :	2:01.60 (43.87)	200 m :	2:45.28 (43.68)	[1:27.55]
250 m :	3:29.18 (43.90)	300 m :	4:13.22 (44.04)	[1:27.94]	350 m :	4:56.98 (43.76)	400 m :	5:40.89 (43.91)	[1:27.67]
450 m :	6:25.12 (44.23)	500 m :	7:10.11 (44.99)	[1:29.22]	550 m :	7:54.59 (44.48)	600 m :	8:39.52 (44.93)	[1:29.41]
650 m :	9:23.53 (44.01)	700 m :	10:08.22 (44.69)	[1:28.70]	750 m :	10:51.97 (43.75)	800 m :	11:32.95 (40.98)	[1:24.73]
11. I13-ANDIDERO CHIARA		2003	ITA	ITALY	+0.93	11:34.14	669 pts		
50 m :	37.16 (37.16)	100 m :	1:18.68 (41.52)	[1:18.68]	150 m :	2:00.73 (42.05)	200 m :	2:44.74 (44.01)	[1:26.06]
250 m :	3:28.26 (43.52)	300 m :	4:12.57 (44.31)	[1:27.83]	350 m :	4:56.87 (44.30)	400 m :	5:41.88 (45.01)	[1:29.31]
450 m :	6:26.32 (44.44)	500 m :	7:11.08 (44.76)	[1:29.20]	550 m :	7:56.03 (44.95)	600 m :	8:40.57 (44.54)	[1:29.49]
650 m :	9:25.18 (44.61)	700 m :	10:09.37 (44.19)	[1:28.80]	750 m :	10:52.75 (43.38)	800 m :	11:34.14 (41.39)	[1:24.77]
12. I11-NAGY TESSA		2000	USA	UNITED STATES OF AMERICA	+0.85	13:13.68	408 pts		
50 m :	41.55 (41.55)	100 m :	1:28.10 (46.55)	[1:28.10]	150 m :	2:18.06 (49.96)	200 m :	3:09.09 (51.03)	[1:40.99]
250 m :	4:01.22 (52.13)	300 m :	4:51.86 (50.64)	[1:42.77]	350 m :	5:43.46 (51.60)	400 m :	6:35.20 (51.74)	[1:43.34]
450 m :	7:26.78 (51.58)	500 m :	8:17.80 (51.02)	[1:42.60]	550 m :	9:07.42 (49.62)	600 m :	9:56.99 (49.57)	[1:39.19]
650 m :	10:47.06 (50.07)	700 m :	11:36.95 (49.89)	[1:39.96]	750 m :	12:25.74 (48.79)	800 m :	13:13.68 (47.94)	[1:36.73]

Results

(Next) Prelims : 800 Freestyle Women

[Monday, 05/06/2023]

13. I11-SENTUNA DENIZ EVIN		2003	TUR	TİRKIYE	---	13:13.88	407 pts	
50 m :	38.00 (38.00)	100 m :	1:27.89 (49.89)	[1:27.89]	150 m :	2:18.37 (50.48)	200 m :	3:08.70 (50.33) [1:40.81]
250 m :	3:58.27 (49.57)	300 m :	4:49.89 (51.62)	[1:41.19]	350 m :	5:41.08 (51.19)	400 m :	6:31.33 (50.25) [1:41.44]
450 m :	7:23.19 (51.86)	500 m :	8:17.48 (54.29)	[1:46.15]	550 m :	9:07.56 (50.08)	600 m :	9:59.26 (51.70) [1:41.78]
650 m :	10:49.76 (50.50)	700 m :	11:40.27 (50.51)	[1:41.01]	750 m :	12:25.73 (45.46)	800 m :	13:13.88 (48.15) [1:33.61]
14. I12-VAZHENIN KATHERINE		2003	USA	UNITED STATES OF AMERICA	+0.95	14:18.30	273 pts	
50 m :	47.75 (47.75)	100 m :	1:41.12 (53.37)	[1:41.12]	150 m :	2:36.60 (55.48)	200 m :	3:30.30 (53.70) [1:49.18]
250 m :	4:26.63 (56.33)	300 m :	5:20.39 (53.76)	[1:50.09]	350 m :	6:15.86 (55.47)	400 m :	7:10.15 (54.29) [1:49.76]
450 m :	8:04.87 (54.72)	500 m :	8:59.19 (54.32)	[1:49.04]	550 m :	9:52.50 (53.31)	600 m :	10:45.78 (53.28) [1:46.59]
650 m :	11:39.20 (53.42)	700 m :	12:33.23 (54.03)	[1:47.45]	750 m :	13:28.02 (54.79)	800 m :	14:18.30 (50.28) [1:45.07]
15. I12-CORTES MURCIA YEIMY CAROLINA		1997	COL	COLOMBIA	+0.82	14:19.19	271 pts	
50 m :	45.39 (45.39)	100 m :	1:37.31 (51.92)	[1:37.31]	150 m :	2:31.94 (54.63)	200 m :	3:25.76 (53.82) [1:48.45]
250 m :	4:21.06 (55.30)	300 m :	5:14.93 (53.87)	[1:49.17]	350 m :	6:09.53 (54.60)	400 m :	7:04.58 (55.05) [1:49.65]
450 m :	8:00.16 (55.58)	500 m :	8:55.61 (55.45)	[1:51.03]	550 m :	9:50.29 (54.68)	600 m :	10:45.58 (55.29) [1:49.97]
650 m :	11:39.89 (54.31)	700 m :	12:35.69 (55.80)	[1:50.11]	750 m :	13:29.63 (53.94)	800 m :	14:19.19 (49.56) [1:43.50]
16. I12-COFFEY KATRINA		1985	AUS	AUSTRALIA	+0.93	16:44.90	67 pts	
50 m :	47.32 (47.32)	100 m :	1:40.11 (52.79)	[1:40.11]	150 m :	2:50.47 (1:10.36)	200 m :	3:54.61 (1:04.14) [2:14.50]
250 m :	5:00.31 (1:05.70)	300 m :	6:05.99 (1:05.68)	[2:11.38]	350 m :	7:12.54 (1:06.55)	400 m :	8:17.79 (1:05.25) [2:11.80]
450 m :	9:23.74 (1:05.95)	500 m :	10:22.96 (59.22)	[2:05.17]	550 m :	11:31.68 (1:08.72)	600 m :	12:33.72 (1:02.04) [2:10.76]
650 m :	13:31.37 (57.65)	700 m :	14:31.99 (1:00.62)	[1:58.27]	750 m :	15:40.63 (1:08.64)	800 m :	16:44.90 (1:04.27) [2:12.91]

Partial results

[FFN quotation]

Final A - II1 : 50 Backstroke Men

[Tuesday, 06/06/2023]

1.	II1-BANDEIRA GABRIEL	1999	BRA	BRAZIL	---	27.88	1116 pts
2.	II1-HILLHOUSE ALEXANDER	2004	DEN	DENMARK	---	28.21	1097 pts
3.	II1-LEE INKOOK	1995	KOR	REPUBLIC OF KOREA	---	29.07	1048 pts
4.	II1-HUI KA CHUN	2001	HKG	HONG KONG	---	29.29	1035 pts
5.	II1-CHO WONSANG	1992	KOR	REPUBLIC OF KOREA	---	29.52	1022 pts
6.	II1-OLIVEIRA MARTINS BRANCO	2001	BRA	BRAZIL	---	29.70	1012 pts
7.	II1-PARMENTIER AYMERIC	1993	BEL	BELGIUM	---	30.37	975 pts
8.	II1-CHEN JIE-CHENG	2000	TPE	CHINESE TAIPEI	---	30.83	950 pts

Partial results

[FFN quotation]

Final A - II1 : 50 Backstroke Women

[Tuesday, 06/06/2023]

1.	II1-CHAN YUI LAM	2003	HKG	HONG KONG	---	32.06	1074 pts
2.	II1-THOMPSON KAEI	2007	AUS	AUSTRALIA	---	32.65	1042 pts
3.	II1-MAURIN ESPIAU ASSYA	2006	FRA	FRANCE	---	32.80	1034 pts
4.	II1-SOARES DE OLIVEIRA ANA KAROLINA	2000	BRA	BRAZIL	---	32.95	1027 pts
5.	II1-DAVIS ARIE	2006	AUS	AUSTRALIA	---	35.76	884 pts
6.	II1-MARCHI GIORGIA	2001	ITA	ITALY	---	36.59	844 pts
7.	II1-SHIN HYEWON	2006	KOR	REPUBLIC OF KOREA	---	38.83	741 pts
8.	II1-SADOWSKI PIPER	2005	USA	UNITED STATES OF AMERICA	---	39.31	719 pts

Partial results

[FFN quotation]

Final A - II1 : 200 Butterfly Men

[Tuesday, 06/06/2023]

1.	II1-CHEUNG TSUN LOK	2005	HKG	HONG KONG	+0.73	2:16.29	1023 pts
2.	II1-UEMURA HARUHI	2005	JPN	JAPAN	+0.64	2:19.47	980 pts
3.	II1-PAREDES MARCO LUIS FRANCISCO	1993	ESP	SPAIN	+0.85	2:24.01	919 pts
4.	II1-STEWART BAILEY	2001	AUS	AUSTRALIA	+0.80	2:24.99	906 pts
5.	II1-DANIEL MATTHIS	1998	FRA	FRANCE	+0.79	2:29.76	845 pts
6.	II1-CHEN YU CHIA	1998	MAC	MACAU	+0.80	2:30.63	834 pts
7.	II1-DAVRAN DORUK	1994	TUR	TÜRKIYE	+0.76	2:33.03	805 pts
---	II1-SABOUR AYMAN	2001	EGY	EGYPT		DSQ	

Partial results

[FFN quotation]

Final II1 : 200 Freestyle Men

[Tuesday, 06/06/2023]

1.	II1-BANDEIRA GABRIEL	1999	BRA	BRAZIL	+0.66	1:57.26	1133 pts		
50 m :	27.45 (27.45)	100 m :	58.26 (30.81)	[58.26]	150 m :	1:28.31 (30.05)	200 m :	1:57.26 (28.95)	[59.00]
2.	II1-TANG WAI LOK	1997	HKG	HONG KONG	+0.77	1:57.70	1126 pts		
50 m :	27.55 (27.55)	100 m :	57.51 (29.96)	[57.51]	150 m :	1:27.21 (29.70)	200 m :	1:57.70 (30.49)	[1:00.19]
3.	II1-HILLHOUSE ALEXANDER	2004	DEN	DENMARK	+0.68	1:59.90	1089 pts		
50 m :	28.11 (28.11)	100 m :	58.65 (30.54)	[58.65]	150 m :	1:29.54 (30.89)	200 m :	1:59.90 (30.36)	[1:01.25]
4.	II1-KHALILI NADER	2001	FIN	FINLAND	+0.84	2:00.83	1074 pts		
50 m :	27.97 (27.97)	100 m :	58.13 (30.16)	[58.13]	150 m :	1:29.90 (31.77)	200 m :	2:00.83 (30.93)	[1:02.70]
5.	II1-WONG HON YIN	2001	HKG	HONG KONG	+0.77	2:01.59	1061 pts		
50 m :	28.33 (28.33)	100 m :	59.58 (31.25)	[59.58]	150 m :	1:31.08 (31.50)	200 m :	2:01.59 (30.51)	[1:02.01]
6.	II1-SISMAN DARREN	2006	AUS	AUSTRALIA	+0.71	2:02.17	1052 pts		
50 m :	28.00 (28.00)	100 m :	59.02 (31.02)	[59.02]	150 m :	1:30.84 (31.82)	200 m :	2:02.17 (31.33)	[1:03.15]
7.	II1-CHEUNG TSUN LOK	2005	HKG	HONG KONG	+0.75	2:03.78	1026 pts		
50 m :	29.45 (29.45)	100 m :	1:00.80 (31.35)	[1:00.80]	150 m :	1:32.83 (32.03)	200 m :	2:03.78 (30.95)	[1:02.98]
8.	II1-MAILLET NATHAN	1998	FRA	FRANCE	+0.82	2:04.37	1017 pts		
50 m :	27.86 (27.86)	100 m :	59.62 (31.76)	[59.62]	150 m :	1:32.58 (32.96)	200 m :	2:04.37 (31.79)	[1:04.75]

Partial results

[FFN quotation]

Final A - II1 : 200 Freestyle Women

[Tuesday, 06/06/2023]

1.	II1-LINDBERG PERNILLA	1994	SWE	SWEDEN	---	2:14.38	1062 pts		
50 m :	31.46 (31.46)	100 m :	1:04.92 (33.46)	[1:04.92]	150 m :	1:39.47 (34.55)	200 m :	2:14.38 (34.91)	[1:09.46]
2.	II1-LUCY JADE	1997	AUS	AUSTRALIA	---	2:18.80	997 pts		
50 m :	32.19 (32.19)	100 m :	1:06.89 (34.70)	[1:06.89]	150 m :	1:43.23 (36.34)	200 m :	2:18.80 (35.57)	[1:11.91]
3.	II1-INOUE MAMI	1999	JPN	JAPAN	---	2:18.94	995 pts		
50 m :	32.63 (32.63)	100 m :	1:08.14 (35.51)	[1:08.14]	150 m :	1:44.14 (36.00)	200 m :	2:18.94 (34.80)	[1:10.80]
4.	II1-FUKUI KASUMI	1999	JPN	JAPAN	---	2:19.57	986 pts		
50 m :	33.10 (33.10)	100 m :	1:09.37 (36.27)	[1:09.37]	150 m :	1:45.45 (36.08)	200 m :	2:19.57 (34.12)	[1:10.20]
5.	II1-MAURIN ESPIAU ASSYA	2006	FRA	FRANCE	---	2:20.99	965 pts		
50 m :	32.05 (32.05)	100 m :	1:07.58 (35.53)	[1:07.58]	150 m :	1:44.16 (36.58)	200 m :	2:20.99 (36.83)	[1:13.41]
6.	II1-HINDS MADDISON	2005	AUS	AUSTRALIA	---	2:22.55	943 pts		
50 m :	32.50 (32.50)	100 m :	1:08.76 (36.26)	[1:08.76]	150 m :	1:45.87 (37.11)	200 m :	2:22.55 (36.68)	[1:13.79]
7.	II1-THOMPSON KAEI	2007	AUS	AUSTRALIA	---	2:25.80	898 pts		
50 m :	32.85 (32.85)	100 m :	1:09.73 (36.88)	[1:09.73]	150 m :	1:47.83 (38.10)	200 m :	2:25.80 (37.97)	[1:16.07]
8.	II1-CHEUNG HO YING	2003	HKG	HONG KONG	---	2:27.33	877 pts		
50 m :	34.08 (34.08)	100 m :	1:10.90 (36.82)	[1:10.90]	150 m :	1:49.36 (38.46)	200 m :	2:27.33 (37.97)	[1:16.43]

Partial results

[FFN quotation]

Final A - II1 + II3 : 200 Butterfly Women*[Tuesday, 06/06/2023]*

1.	II1-CHEUNG HO YING	2003	HKG	HONG KONG	+0.69	2:45.41	819 pts
2.	II1-AçKGöz SEÇİL	2001	TUR	TÜRKİYE	+0.82	2:57.00	684 pts
3.	II1-LAU CHIU YEE	2008	HKG	HONG KONG	+0.73	3:04.67	602 pts
4.	II3-ANDIDERO CHIARA	2003	ITA	ITALY	+0.90	3:18.84	463 pts
5.	II1-GUNNARSDOTTIR EMELIA YR	2005	ISL	ICELAND	+0.85	3:58.04	174 pts
---	II1-PEREZ SUAREZ LAURA	2001	ESP	SPAIN		DSQ	

Partial results

[FFN quotation]

Final A - II2 : 50 Backstroke Men*[Tuesday, 06/06/2023]*

1.	II2-JURRIES JOSEPH	2002	USA	UNITED STATES OF AMERICA	---	37.95	604 pts
2.	II2-AIMORÉ CAIQUE	1992	BRA	BRAZIL	---	38.24	592 pts
3.	II2-SERRANO CORREOSO LUIS	1988	ESP	SPAIN	---	38.90	564 pts
4.	II2-TÖTT ERIC	1992	EST	ESTONIA	---	41.25	471 pts
5.	II2-PINNERUP NIS HEIDE	1991	DEN	DENMARK	---	41.54	460 pts
6.	II2-DUTAY RAFAEL	1991	FRA	FRANCE	---	41.80	450 pts
7.	II2-RONCATO GIAMMARIA	1995	ITA	ITALY	---	41.92	446 pts
8.	II2-BOOYSEN RUSSELL	1995	AUS	AUSTRALIA	---	42.30	432 pts

Partial results

[FFN quotation]

Final A - II2 : 50 Backstroke Women*[Tuesday, 06/06/2023]*

1.	II2-SCHERDER MAGGIE	2002	USA	UNITED STATES OF AMERICA	---	43.94	530 pts
2.	II2-CHIAPPA SABRINA	2000	ITA	ITALY	---	45.42	476 pts
3.	II2-ESCAMILLA MARIANA	1994	MEX	MEXICO	---	46.43	440 pts
4.	II2-ALVARADO MELISSA	1998	MEX	MEXICO	---	49.07	354 pts
5.	II2-SIEBIER ELBIETA	2004	POL	POLAND	---	51.37	287 pts
6.	II2-MARKIDI FAIDRA	1999	GRE	GREECE	---	52.19	264 pts
7.	II2-COFFEY KATRINA	1985	AUS	AUSTRALIA	---	52.30	261 pts
8.	II2-PINJUH MARIJA	1996	CRO	CROATIA	---	52.36	260 pts

Partial results

[FFN quotation]

Final A - II2 : 200 Butterfly Men

[Tuesday, 06/06/2023]

1.	II2-BELIG AXEL	1994	FRA	FRANCE	+0.80	2:54.93	558 pts
2.	II2-SCOTTI ANDREA	1999	ITA	ITALY	+0.84	3:04.59	464 pts
3.	II2-HERNANDEZ ORTIZ CARLOS	1990	ESP	SPAIN	+0.90	3:05.90	451 pts
4.	II2-MARTINEZ STEVEN	1993	MEX	MEXICO	---	3:16.33	361 pts
5.	II2-VAZ JOÃO	1992	POR	PORTUGAL	+0.93	3:19.07	338 pts
6.	II2-LACEY ZAC	2000	GBR	GREAT BRITAIN	+0.88	3:24.57	296 pts

Results

[FFN quotation]

Final A - I12 : 200 Butterfly Women*[Tuesday, 06/06/2023]*

1.	I12-MORISHITA AYAKO	1997	JPN	JAPAN	+0.84	3:21.20	442 pts
2.	I12-GRAFTIAUX MARIE	1995	FRA	FRANCE	+0.90	3:33.00	342 pts
3.	I12-RUDD-JONES JEMIMA	1996	GBR	GREAT BRITAIN	---	3:52.96	203 pts
4.	I12-ALVARADO MELISSA	1998	MEX	MEXICO	+0.90	3:53.43	200 pts
5.	I12-ANDRE DELPHINE	1998	FRA	FRANCE	+0.98	3:56.91	180 pts
6.	I12-RAPICANO CARLA	1995	FRA	FRANCE	+0.75	4:21.95	66 pts

Partial results

[FFN quotation]

Final A - II2 : 200 Freestyle Women

[Tuesday, 06/06/2023]

1.	II2-CAMACHO DUNIA	1988	MEX	MEXICO	---	3:02.06	467 pts		
50 m :	39.58 (39.58)	100 m :	1:25.22 (45.64)	[1:25.22]	150 m :	2:13.69 (48.47)	200 m :	3:02.06 (48.37)	[1:36.84]
2.	II2-AGUDO ORTEGA-VILLAIZAN IRIS	1994	ESP	SPAIN	---	3:07.28	417 pts		
50 m :	40.92 (40.92)	100 m :	1:27.04 (46.12)	[1:27.04]	150 m :	2:17.11 (50.07)	200 m :	3:07.28 (50.17)	[1:40.24]
3.	II2-MARTINEZ AGUSTIN MARTA	1987	ESP	SPAIN	---	3:09.56	396 pts		
50 m :	42.08 (42.08)	100 m :	1:30.07 (47.99)	[1:30.07]	150 m :	2:21.11 (51.04)	200 m :	3:09.56 (48.45)	[1:39.49]
4.	II2-THOMPSON HELEN	2003	GBR	GREAT BRITAIN	---	3:13.60	360 pts		
50 m :	41.01 (41.01)	100 m :	1:30.88 (49.87)	[1:30.88]	150 m :	2:22.69 (51.81)	200 m :	3:13.60 (50.91)	[1:42.72]
5.	II2-ESCAMILLA MARIANA	1994	MEX	MEXICO	---	3:20.61	301 pts		
50 m :	41.43 (41.43)	100 m :	1:33.81 (52.38)	[1:33.81]	150 m :	2:27.11 (53.30)	200 m :	3:20.61 (53.50)	[1:46.80]
6.	II2-MC CRINDLE CERYS	2002	GBR	GREAT BRITAIN	---	3:22.55	286 pts		
50 m :	47.46 (47.46)	100 m :	1:38.86 (51.40)	[1:38.86]	150 m :	2:31.49 (52.63)	200 m :	3:22.55 (51.06)	[1:43.69]
7.	II2-DONOGHUE MELISSA	1987	NZL	NEW ZEALAND	---	3:31.77	219 pts		
50 m :	48.11 (48.11)	100 m :	1:41.23 (53.12)	[1:41.23]	150 m :	2:37.92 (56.69)	200 m :	3:31.77 (53.85)	[1:50.54]
---	II2-MARTINEZ DE LA RIVA CAMINO	1994	ESP	SPAIN			DSQ		

Results

[FFN quotation]

Final A - II3 : 50 Backstroke Women*[Tuesday, 06/06/2023]*

1.	II3-MOORE AMELIA	2007	AUS	AUSTRALIA	---	36.60	844 pts
2.	II3-DABIC BEL	2007	AUS	AUSTRALIA	---	37.11	819 pts
3.	II3-RASMUSSEN MARIA KJER	2007	DEN	DENMARK	---	37.26	812 pts
4.	II3-BUCK ZOIE	2006	USA	UNITED STATES OF AMERICA	---	39.73	701 pts
5.	II3-DAVADOTTIR SIGNA VAR	1998	FAR	FAROE ISLANDS	---	43.11	562 pts
6.	II3-WATSON GENEVIEVE	2002	NZL	NEW ZEALAND	---	47.19	414 pts

Results

[FFN quotation]

Final A - I13 : 50 Backstroke Men*[Tuesday, 06/06/2023]*

1.	I13-DANIELSEN MARIUS	2005	DEN	DENMARK	---	31.29	925 pts
2.	I13-TATOLI MATTÉO	2003	FRA	FRANCE	---	31.87	895 pts
3.	I13-ABOUGOUDA MOHAMED	2004	EGY	EGYPT	---	33.97	788 pts
4.	I13-CASARA FEDERICO	2002	ITA	ITALY	---	34.26	774 pts
5.	I13-HOWELLS ISAAC	2008	AUS	AUSTRALIA	---	34.38	768 pts
6.	I13-THOMPSON JAKOB	2005	AUS	AUSTRALIA	---	34.41	767 pts
7.	I13-DELACOUR FLORENTIN	2005	FRA	FRANCE	---	34.55	760 pts
8.	I13-DUSTOW LANCE	2001	NZL	NEW ZEALAND	---	35.22	728 pts

Results

[FFN quotation]

Final A - I13 : 200 Butterfly Men*[Tuesday, 06/06/2023]*

1.	I13-KRISTMANNSSON SNAEVAR ORN	2006	ISL	ICELAND	+0.83	2:22.11	944 pts
2.	I13-HEJAIJ ALEXANDER	2002	AUS	AUSTRALIA	+0.77	2:28.17	865 pts
3.	I13-MINNAI FEDERICO FRANCESCO	2005	ITA	ITALY	+0.73	2:28.38	863 pts
4.	I13-DANIELSEN MARIUS	2005	DEN	DENMARK	+0.86	2:30.96	830 pts
5.	I13-BARRAUD ADRIEN	2008	FRA	FRANCE	+0.69	2:40.10	720 pts
6.	I13-HOLUB JAN	2000	CZE	CZECH REPUBLIC	+0.93	3:01.30	495 pts

Results

[FFN quotation]

Final A - I13 : 200 Freestyle Women

[Tuesday, 06/06/2023]

1.	I13-DREAN MAËLLYS	2005	FRA	FRANCE	---	2:18.10	1007 pts	
50 m :	31.17 (31.17)	100 m :	1:05.65 (34.48)	[1:05.65]	150 m :	1:41.87 (36.22)	200 m :	2:18.10 (36.23) [1:12.45]
2.	I13-ETRINGER MANON	2008	FRA	FRANCE	---	2:23.39	931 pts	
50 m :	32.67 (32.67)	100 m :	1:09.45 (36.78)	[1:09.45]	150 m :	1:46.41 (36.96)	200 m :	2:23.39 (36.98) [1:13.94]
3.	I13-MOORE AMELIA	2007	AUS	AUSTRALIA	---	2:29.52	847 pts	
50 m :	33.82 (33.82)	100 m :	1:12.40 (38.58)	[1:12.40]	150 m :	1:51.39 (38.99)	200 m :	2:29.52 (38.13) [1:17.12]
4.	I13-DABIC BEL	2007	AUS	AUSTRALIA	---	2:31.41	822 pts	
50 m :	35.39 (35.39)	100 m :	1:15.08 (39.69)	[1:15.08]	150 m :	1:55.08 (40.00)	200 m :	2:31.41 (36.33) [1:16.33]
5.	I13-BUCK ZOIE	2006	USA	UNITED STATES OF AMERICA	---	2:33.07	800 pts	
50 m :	36.14 (36.14)	100 m :	1:14.93 (38.79)	[1:14.93]	150 m :	1:54.76 (39.83)	200 m :	2:33.07 (38.31) [1:18.14]
6.	I13-HOWELLS GABRIELLA	2003	AUS	AUSTRALIA	---	2:36.97	750 pts	
50 m :	34.35 (34.35)	100 m :	1:13.36 (39.01)	[1:13.36]	150 m :	1:55.22 (41.86)	200 m :	2:36.97 (41.75) [1:23.61]
7.	I13-ANDIDERO CHIARA	2003	ITA	ITALY	---	2:44.28	661 pts	
50 m :	36.59 (36.59)	100 m :	1:17.87 (41.28)	[1:17.87]	150 m :	2:00.62 (42.75)	200 m :	2:44.28 (43.66) [1:26.41]
8.	I13-WATSON GENEVIEVE	2002	NZL	NEW ZEALAND	---	3:06.76	422 pts	
50 m :	40.81 (40.81)	100 m :	1:27.91 (47.10)	[1:27.91]	150 m :	---	200 m :	3:06.76 (1:38.85) [1:38.85]

Partial results

[FFN quotation]

Final II2 : 200 Freestyle Men

[Tuesday, 06/06/2023]

1.	II2-AIMORÉ CAIQUE	1992	BRA	BRAZIL	---	2:33.40	607 pts	
50 m :	31.71 (31.71)	100 m :	1:08.34 (36.63)	[1:08.34]	150 m :	1:49.55 (41.21)	200 m :	2:33.40 (43.85) [1:25.06]
2.	II2-GRACIA NUÑEZ GUILLERMO	2004	ESP	SPAIN	---	2:33.70	603 pts	
50 m :	33.46 (33.46)	100 m :	1:11.87 (38.41)	[1:11.87]	150 m :	1:54.63 (42.76)	200 m :	2:33.70 (39.07) [1:21.83]
3.	II2-PEREIRA VICENTE	2005	POR	PORTUGAL	---	2:34.61	592 pts	
50 m :	33.06 (33.06)	100 m :	1:12.66 (39.60)	[1:12.66]	150 m :	1:56.58 (43.92)	200 m :	2:34.61 (38.03) [1:21.95]
4.	II2-LEPINE AMAURY	1998	FRA	FRANCE	---	2:42.80	497 pts	
50 m :	35.59 (35.59)	100 m :	1:17.44 (41.85)	[1:17.44]	150 m :	2:01.12 (43.68)	200 m :	2:42.80 (41.68) [1:25.36]
5.	II2-MC GRANE RYAN	1992	AUS	AUSTRALIA	---	2:44.58	477 pts	
50 m :	38.28 (38.28)	100 m :	1:20.30 (42.02)	[1:20.30]	150 m :	2:03.18 (42.88)	200 m :	2:44.58 (41.40) [1:24.28]
6.	II2-ALMEIDA ANDRÉ	2000	POR	PORTUGAL	---	2:51.17	408 pts	
50 m :	37.53 (37.53)	100 m :	1:21.25 (43.72)	[1:21.25]	150 m :	2:07.45 (46.20)	200 m :	2:51.17 (43.72) [1:29.92]
7.	II2-PINNERUP NIS HEIDE	1991	DEN	DENMARK	---	2:57.79	344 pts	
50 m :	35.92 (35.92)	100 m :	1:21.18 (45.26)	[1:21.18]	150 m :	2:08.44 (47.26)	200 m :	2:57.79 (49.35) [1:36.61]
8.	II2-JURRIES JOSEPH	2002	USA	UNITED STATES OF AMERICA	---	3:02.96	297 pts	
50 m :	36.63 (36.63)	100 m :	1:23.39 (46.76)	[1:23.39]	150 m :	2:14.04 (50.65)	200 m :	3:02.96 (48.92) [1:39.57]

Results

[FFN quotation]

Final I13 : 200 Freestyle Men

[Tuesday, 06/06/2023]

1.	I13-PARISOT AXEL	2000	FRA	FRANCE	---	1:57.46	1130 pts	
50 m :	27.89 (27.89)	100 m :	57.84 (29.95)	[57.84]	150 m :	1:28.54 (30.70)	200 m :	1:57.46 (28.92) [59.62]
2.	I13-HEJAIJ ALEXANDER	2002	AUS	AUSTRALIA	---	2:08.01	959 pts	
50 m :	28.80 (28.80)	100 m :	1:01.73 (32.93)	[1:01.73]	150 m :	1:37.17 (35.44)	200 m :	2:08.01 (30.84) [1:06.28]
3.	I13-FALCHI MATTEO	1998	ITA	ITALY	---	2:08.72	948 pts	
50 m :	29.41 (29.41)	100 m :	1:01.66 (32.25)	[1:01.66]	150 m :	1:35.29 (33.63)	200 m :	2:08.72 (33.43) [1:07.06]
4.	I13-CASARA FEDERICO	2002	ITA	ITALY	---	2:09.30	940 pts	
50 m :	30.10 (30.10)	100 m :	1:03.06 (32.96)	[1:03.06]	150 m :	1:36.23 (33.17)	200 m :	2:09.30 (33.07) [1:06.24]
5.	I13-ABOUGOUDA MOHAMED	2004	EGY	EGYPT	---	2:12.70	888 pts	
50 m :	29.61 (29.61)	100 m :	1:02.51 (32.90)	[1:02.51]	150 m :	1:37.88 (35.37)	200 m :	2:12.70 (34.82) [1:10.19]
6.	I13-KRISTMANNSSON SNAEVAR ORN	2006	ISL	ICELAND	---	2:12.90	885 pts	
50 m :	30.19 (30.19)	100 m :	1:04.02 (33.83)	[1:04.02]	150 m :	1:38.87 (34.85)	200 m :	2:12.90 (34.03) [1:08.88]
7.	I13-MINNAI FEDERICO FRANCESCO	2005	ITA	ITALY	---	2:20.13	781 pts	
50 m :	32.71 (32.71)	100 m :	1:08.33 (35.62)	[1:08.33]	150 m :	1:44.72 (36.39)	200 m :	2:20.13 (35.41) [1:11.80]
8.	I13-RUSS FINN	2006	NZL	NEW ZEALAND	---	2:22.70	746 pts	
50 m :	32.99 (32.99)	100 m :	1:07.99 (35.00)	[1:07.99]	150 m :	1:46.87 (38.88)	200 m :	2:22.70 (35.83) [1:14.71]

Results

[FFN quotation]

Prelims : 50 Backstroke Men

[Tuesday, 06/06/2023]

1.	II1-BANDEIRA GABRIEL	1999	BRA	BRAZIL	+0.68	28.21	1097 pts
2.	II1-HILLHOUSE ALEXANDER	2004	DEN	DENMARK	+0.63	28.37	1088 pts
3.	II1-LEE INKOOK	1995	KOR	REPUBLIC OF KOREA	+0.71	28.80	1063 pts
4.	II1-CHO WONSANG	1992	KOR	REPUBLIC OF KOREA	+0.69	29.35	1032 pts
5.	II1-PARMENTIER AYMERIC	1993	BEL	BELGIUM	+0.76	29.94	999 pts
6.	II1-HUI KA CHUN	2001	HKG	HONG KONG	+0.76	29.99	996 pts
7.	II1-OLIVEIRA MARTINS BRANCO	2001	BRA	BRAZIL	+0.58	30.15	987 pts
8.	II1-CHÉN JIE-CHENG	2000	TPE	CHINESE TAIPEI	+0.79	30.98	942 pts
9.	II1-KHALILI NADER	2001	FIN	FINLAND	+0.70	31.13	934 pts
10.	II1-JONSSON ROBERT ISAK	2001	ISL	ICELAND	+0.77	31.39	920 pts
11.	II1-PALAZZO MISHA	2002	ITA	ITALY	+0.71	31.48	915 pts
12.	II1-DYER JARRED	2000	AUS	AUSTRALIA	+0.87	31.59	909 pts
13.	II3-DANIELSEN MARIUS	2005	DEN	DENMARK	+0.76	32.12	882 pts
14.	II1-ALFORD JOSHUA	1995	AUS	AUSTRALIA	+0.88	32.42	866 pts
15.	II1-BAUTISTA PRADOS JUAN	2000	ESP	SPAIN	+0.74	32.55	859 pts
16.	II3-TATOLI MATTÉO	2003	FRA	FRANCE	+0.60	32.57	858 pts
17.	II1-LUIZ BENTO DA SILVA FILHO ANDRE	1996	BRA	BRAZIL	+0.74	32.89	842 pts
18.	II1-LEIB RICHARD	2004	EST	ESTONIA	+0.67	32.91	841 pts
19.	II1-VALIENTE SERRANO MIGUEL ANGEL	1997	ESP	SPAIN	+0.69	33.33	820 pts
20.	II1-PARRAGA DUEÑAS MIGUEL ANGEL	2002	ECU	ECUADOR	+0.98	34.28	773 pts
20.	II1-SCHUMACHER JAKOB	2006	AUT	AUSTRIA (ÖBSV)	+0.85	34.28	773 pts
22.	II1-ASLAN MERT	1998	TUR	TÜRKIYE	+0.89	34.53	761 pts
23.	II3-DELACOUR FLORENTIN	2005	FRA	FRANCE	+0.66	34.54	760 pts
24.	II3-CASARA FEDERICO	2002	ITA	ITALY	+0.83	34.77	749 pts
25.	II3-ABOUGOUDA MOHAMED	2004	EGY	EGYPT	+0.85	34.88	744 pts
26.	II3-THOMPSON JAKOB	2005	AUS	AUSTRALIA	+0.67	34.89	743 pts
27.	II3-DUSTOW LANCE	2001	NZL	NEW ZEALAND	+0.90	34.93	742 pts
28.	II3-HOWELLS ISAAC	2008	AUS	AUSTRALIA	+0.97	34.99	739 pts
29.	II1-PREMUS DANILO	2007	CRO	CROATIA	+0.63	36.32	677 pts
30.	II2-AIMORÉ CAIQUE	1992	BRA	BRAZIL	+0.77	38.11	598 pts
31.	II2-JURRIES JOSEPH	2002	USA	UNITED STATES OF AMERICA	+0.77	38.32	589 pts
32.	II1-CHOI CHI HOU	2004	MAC	MACAU	+0.87	38.83	567 pts
33.	II3-RUSS FINN	2006	NZL	NEW ZEALAND	---	38.90	564 pts
34.	II1-PATRÍCIO RODRIGO	2005	POR	PORTUGAL	+0.88	39.71	531 pts
35.	II2-SERRANO CORREOSO LUIS	1988	ESP	SPAIN	---	39.79	528 pts
36.	II1-JOHANSEN FREDERIK	2002	DEN	DENMARK	+0.73	40.87	485 pts
37.	II3-PICHON TATE	1997	NZL	NEW ZEALAND	---	41.02	479 pts
38.	II1-RYBA KLAUS	1978	AUT	AUSTRIA (ÖBSV)	+0.74	41.10	476 pts
39.	II2-TÖTT ERIC	1992	EST	ESTONIA	+0.73	41.11	476 pts
40.	II2-DUTAY RAFAEL	1991	FRA	FRANCE	+0.87	42.00	443 pts
41.	II2-PINNERUP NIS HEIDE	1991	DEN	DENMARK	+0.64	42.01	442 pts
42.	II2-BOOYSEN RUSSELL	1995	AUS	AUSTRALIA	+0.77	42.89	410 pts
43.	II2-RONCATO GIAMMARIA	1995	ITA	ITALY	+0.80	42.91	410 pts
44.	II2-PICCININI FRANCESCO	1995	ITA	ITALY	+0.97	43.42	392 pts
45.	II2-ALAAELDIN RIAD YOUSSEF	2002	EGY	EGYPT	+0.72	43.44	391 pts
46.	II2-DOOLAN BRADLEY	1994	AUS	AUSTRALIA	+0.95	43.98	373 pts
47.	II2-LOIK KASPAR-PAUL	2001	EST	ESTONIA	+0.76	44.69	349 pts
48.	II2-MATOS DIOGO	1999	POR	PORTUGAL	---	44.85	344 pts
49.	II2-GARCIA ISAAC	2004	MEX	MEXICO	+0.92	45.55	321 pts
50.	II2-WILKINS CHARLES	1999	AUS	AUSTRALIA	+0.74	47.05	276 pts
51.	II2-MARTINEZ STEVEN	1993	MEX	MEXICO	+0.93	47.13	274 pts

Results

(Next) Prelims : 50 Backstroke Men

[Tuesday, 06/06/2023]

52.	II2-LIMON RODOLFO	2003	MEX	MEXICO	+0.98	47.69	258 pts
53.	II2-MATUSIEWICZ BARTOSZ	1998	POL	POLAND	+0.83	49.70	204 pts
54.	II3-HO SENG HIN	1993	MAC	MACAU	+0.89	52.95	131 pts
55.	II2-WILLEMS LUKA	2002	NZL	NEW ZEALAND	+0.85	59.26	35 pts
56.	II2-DE OLIVEIRA GUSTAVO	2007	USA	UNITED STATES OF AMERICA	---	1:18.19	1 pt
---	II2-HOLMES MARK	1983	GBR	GREAT BRITAIN		DSQ	
---	II1-BOLIVAR GIL JOSE DE NAZARETH	2007	VEN	VENEZUELA		DNS dec	
---	II1-CHEN JIE-CHENG	2006	TPE	CHINESE TAIPEI		DEL	
---	II1-MACHADO RODRÍGUEZ URIEL	1999	VEN	VENEZUELA		DNS dec	
---	II1-PARMENTIER AYMERIC	1993	AUT	BELGIUM		DNS dec	
---	II1-YZARRA GONZÁLEZ OSWALD	1990	VEN	VENEZUELA		DNS dec	
---	II1-BRANNO FEDERICO FRANCESCO	2005	ITA	ITALY		DNS	

Results

[FFN quotation]

Prelims : 50 Backstroke Women

[Tuesday, 06/06/2023]

1.	II1-MAURIN ESPIAU ASSYA	2006	FRA	FRANCE	+0.64	33.22	1012 pts
2.	II1-SOARES DE OLIVEIRA	2000	BRA	BRAZIL	+0.63	33.33	1007 pts
2.	II1-TOMPSON KAELE	2007	AUS	AUSTRALIA	+0.77	33.33	1007 pts
4.	II1-CHAN YUI LAM	2003	HKG	HONG KONG	+0.85	33.82	981 pts
5.	II1-DAVIS AIRLIE	2006	AUS	AUSTRALIA	+0.78	35.78	883 pts
6.	II1-MARCHI GIORGIA	2001	ITA	ITALY	+0.69	37.30	811 pts
7.	II3-MOORE AMELIA	2007	AUS	AUSTRALIA	+0.72	37.44	804 pts
8.	II1-SHIN HYEWON	2006	KOR	REPUBLIC OF KOREA	+0.90	37.69	792 pts
9.	II3-RASMUSSEN MARIA KJER	2007	DEN	DENMARK	+0.64	37.74	790 pts
10.	II3-DABIC BEL	2007	AUS	AUSTRALIA	+0.77	38.16	771 pts
11.	II1-SADOWSKI PIPER	2005	USA	UNITED STATES OF AMERICA	+0.84	38.23	768 pts
12.	II3-BUCK ZOIE	2006	USA	UNITED STATES OF AMERICA	+0.77	40.51	668 pts
13.	II1-SENTUNA DENIZ EVIN	2003	TUR	TÜRKIYE	+0.76	41.72	617 pts
14.	II3-DAVADOTTIR SIGNA VAR	1998	FAR	FAROE ISLANDS	+0.99	43.02	565 pts
15.	II1-STEPHENSON ELLEN	2004	GBR	GREAT BRITAIN	+0.99	45.65	467 pts
16.	II2-SCHERDER MAGGIE	2002	USA	UNITED STATES OF AMERICA	+0.91	46.07	453 pts
17.	II2-CHIAPPA SABRINA	2000	ITA	ITALY	+0.81	46.31	444 pts
18.	II3-WATSON GENEVIEVE	2002	NZL	NEW ZEALAND	---	48.08	385 pts
19.	II2-ESCAMILLA MARIANA	1994	MEX	MEXICO	+0.85	48.57	370 pts
20.	II2-ALVARADO MELISSA	1998	MEX	MEXICO	+0.43	48.90	359 pts
21.	II2-MARKIDI FAIDRA	1999	GRE	GREECE	---	51.84	274 pts
22.	II2-SIEBIER ELBIETA	2004	POL	POLAND	---	52.52	256 pts
23.	II2-PINJUH MARIJA	1996	CRO	CROATIA	+0.71	52.80	248 pts
24.	II2-COFFEY KATRINA	1985	AUS	AUSTRALIA	+0.85	53.07	241 pts
25.	II2-RATTUR KEIRA	2005	EST	ESTONIA	+0.74	53.67	226 pts
26.	II2-ALLEN LIZZIE	2004	GBR	GREAT BRITAIN	+0.87	53.92	220 pts
27.	II2-HASSANE YASMINE	2003	EGY	EGYPT	+0.73	54.65	203 pts
28.	II2-RAINER KATHARINA	2003	AUT	AUSTRIA (ÖBSV)	---	56.31	166 pts
29.	II2-BERGQUIST LAUREN	1999	USA	UNITED STATES OF AMERICA	+0.79	56.54	161 pts
---	II1-MORAES BARRETO VIVIANA	1982	VEN	VENEZUELA		DNS	dc

Results

[FFN quotation]

Prelims : 200 Butterfly Men

[Tuesday, 06/06/2023]

1.	II1-CHEUNG TSUN LOK	2005	HKG	HONG KONG	+0.78	2:16.97	1014 pts
50 m :	29.88 (29.88)	100 m :	1:04.23 (34.35) [1:04.23]	150 m :	1:40.83 (36.60)	200 m :	2:16.97 (36.14) [1:12.74]
2.	II3-KRISTMANSSON SNAEVAR ORN	2006	ISL	ICELAND	+0.88	2:22.53	939 pts
50 m :	31.39 (31.39)	100 m :	1:07.54 (36.15) [1:07.54]	150 m :	1:45.50 (37.96)	200 m :	2:22.53 (37.03) [1:14.99]
3.	II1-UEMURA HARUHI	2005	JPN	JAPAN	---	2:22.79	935 pts
50 m :	29.71 (29.71)	100 m :	1:04.18 (34.47) [1:04.18]	150 m :	1:41.75 (37.57)	200 m :	2:22.79 (41.04) [1:18.61]
4.	II3-HEJAIJ ALEXANDER	2002	AUS	AUSTRALIA	+0.88	2:24.82	909 pts
50 m :	30.64 (30.64)	100 m :	1:07.76 (37.12) [1:07.76]	150 m :	1:46.51 (38.75)	200 m :	2:24.82 (38.31) [1:17.06]
5.	II1-PAREDES MARCO LUIS FRANCISCO	1993	ESP	SPAIN	+0.89	2:24.94	907 pts
50 m :	31.96 (31.96)	100 m :	1:08.89 (36.93) [1:08.89]	150 m :	1:46.80 (37.91)	200 m :	2:24.94 (38.14) [1:16.05]
6.	II1-STEWART BAILEY	2001	AUS	AUSTRALIA	+0.80	2:28.86	857 pts
50 m :	30.97 (30.97)	100 m :	1:07.53 (36.56) [1:07.53]	150 m :	1:47.35 (39.82)	200 m :	2:28.86 (41.51) [1:21.33]
7.	II1-DANIEL MATTHIS	1998	FRA	FRANCE	+0.76	2:28.92	856 pts
50 m :	31.29 (31.29)	100 m :	1:08.17 (36.88) [1:08.17]	150 m :	1:47.12 (38.95)	200 m :	2:28.92 (41.80) [1:20.75]
8.	II3-MINNAI FEDERICO FRANCESCO	2005	ITA	ITALY	+0.76	2:32.57	810 pts
50 m :	32.88 (32.88)	100 m :	1:10.90 (38.02) [1:10.90]	150 m :	1:51.13 (40.23)	200 m :	2:32.57 (41.44) [1:21.67]
9.	II1-CHEN YU CHIA	1998	MAC	MACAU	+0.79	2:33.21	802 pts
50 m :	31.42 (31.42)	100 m :	1:08.37 (36.95) [1:08.37]	150 m :	1:50.56 (42.19)	200 m :	2:33.21 (42.65) [1:24.84]
10.	II1-DAVRAN DORUK	1994	TUR	TÜRKIYE	+0.81	2:35.04	780 pts
50 m :	31.36 (31.36)	100 m :	1:08.15 (36.79) [1:08.15]	150 m :	1:48.95 (40.80)	200 m :	2:35.04 (46.09) [1:26.89]
11.	II1-SABOUR AYMAN	2001	EGY	EGYPT	+0.81	2:35.97	769 pts
50 m :	31.03 (31.03)	100 m :	1:09.02 (37.99) [1:09.02]	150 m :	1:53.19 (44.17)	200 m :	2:35.97 (42.78) [1:26.95]
12.	II3-DANIELSEN MARIUS	2005	DEN	DENMARK	+0.83	2:36.08	767 pts
50 m :	33.11 (33.11)	100 m :	1:11.58 (38.47) [1:11.58]	150 m :	1:53.16 (41.58)	200 m :	2:36.08 (42.92) [1:24.50]
13.	II3-BARRAUD ADRIEN	2008	FRA	FRANCE	+0.67	2:36.72	760 pts
50 m :	34.31 (34.31)	100 m :	1:13.05 (38.74) [1:13.05]	150 m :	1:54.09 (41.04)	200 m :	2:36.72 (42.63) [1:23.67]
14.	II1-RAMIREZ GONZALEZ JOSE MIGUEL	2003	COL	COLOMBIA	+0.84	2:41.05	709 pts
50 m :	32.94 (32.94)	100 m :	1:13.39 (40.45) [1:13.39]	150 m :	1:56.34 (42.95)	200 m :	2:41.05 (44.71) [1:27.66]
15.	II1-ARAPOGLOU DIMITRIOS	2004	GRE	GREECE	+0.76	2:55.81	549 pts
50 m :	33.77 (33.77)	100 m :	1:17.32 (43.55) [1:17.32]	150 m :	2:06.68 (49.36)	200 m :	2:55.81 (49.13) [1:38.49]
16.	II1-DAKOUTROS CHRISTOS	2000	GRE	GREECE	+0.69	2:58.07	526 pts
50 m :	33.39 (33.39)	100 m :	1:15.83 (42.44) [1:15.83]	150 m :	2:06.00 (50.17)	200 m :	2:58.07 (52.07) [1:42.24]
17.	II3-HOLUB JAN	2000	CZE	CZECH REPUBLIC	+0.93	3:02.22	486 pts
50 m :	37.26 (37.26)	100 m :	1:24.29 (47.03) [1:24.29]	150 m :	2:14.69 (50.40)	200 m :	3:02.22 (47.53) [1:37.93]
18.	II2-HERNANDEZ ORTIZ CARLOS	1990	ESP	SPAIN	---	3:08.46	428 pts
50 m :	38.08 (38.08)	100 m :	1:25.06 (46.98) [1:25.06]	150 m :	2:16.23 (51.17)	200 m :	3:08.46 (52.23) [1:43.40]
19.	II2-SCOTTI ANDREA	1999	ITA	ITALY	+0.80	3:11.30	403 pts
50 m :	37.84 (37.84)	100 m :	1:25.60 (47.76) [1:25.60]	150 m :	2:20.46 (54.86)	200 m :	3:11.30 (50.84) [1:45.70]
20.	II2-MARTINEZ STEVEN	1993	MEX	MEXICO	---	3:23.45	304 pts
50 m :	36.51 (36.51)	100 m :	1:25.45 (48.94) [1:25.45]	150 m :	2:22.79 (57.34)	200 m :	3:23.45 (1:00.66) [1:58.00]
21.	II2-VAZ JOÃO	1992	POR	PORTUGAL	+0.97	3:26.69	280 pts
50 m :	39.59 (39.59)	100 m :	1:31.99 (52.40) [1:31.99]	150 m :	2:28.44 (56.45)	200 m :	3:26.69 (58.25) [1:54.70]
22.	II2-BELIG AXEL	1994	FRA	FRANCE	+0.81	3:29.40	261 pts
50 m :	42.50 (42.50)	100 m :	1:35.00 (52.50) [1:35.00]	150 m :	2:31.64 (56.64)	200 m :	3:29.40 (57.76) [1:54.40]
23.	II2-LACEY ZAC	2000	GBR	GREAT BRITAIN	+0.79	3:30.04	257 pts
50 m :	39.03 (39.03)	100 m :	1:31.43 (52.40) [1:31.43]	150 m :	2:30.74 (59.31)	200 m :	3:30.04 (59.30) [1:58.61]
---	II1-CASALI KEVIN	1993	ITA	ITALY		DSQ	
---	II2-GROMADA SZYMON	2003	POL	POLAND		DSQ	

Results

[FFN quotation]

Prelims : 200 Butterfly Women

[Tuesday, 06/06/2023]

1.	II1-CHEUNG HO YING	2003	HKG	HONG KONG	+0.71	2:48.98	776 pts
50 m :	35.38 (35.38)	100 m :	1:19.19 (43.81) [1:19.19]	150 m :	2:04.63 (45.44)	200 m :	2:48.98 (44.35) [1:29.79]
2.	II1-PEREZ SUAREZ LAURA	2001	ESP	SPAIN	+0.61	3:06.58	582 pts
50 m :	35.41 (35.41)	100 m :	1:18.14 (42.73) [1:18.14]	150 m :	2:09.68 (51.54)	200 m :	3:06.58 (56.90) [1:48.44]
3.	II1-AçKGöz SEÇİL	2001	TUR	TÜRKİYE	+0.81	3:11.92	528 pts
50 m :	38.08 (38.08)	100 m :	1:24.04 (45.96) [1:24.04]	150 m :	2:17.82 (53.78)	200 m :	3:11.92 (54.10) [1:47.88]
4.	II3-ANDIDERO CHIARA	2003	ITA	ITALY	+0.84	3:15.01	499 pts
50 m :	40.61 (40.61)	100 m :	1:28.56 (47.95) [1:28.56]	150 m :	2:21.49 (52.93)	200 m :	3:15.01 (53.52) [1:46.45]
5.	II1-LAU CHIU YEE	2008	HKG	HONG KONG	+0.96	3:21.01	443 pts
50 m :	39.88 (39.88)	100 m :	1:30.50 (50.62) [1:30.50]	150 m :	2:25.69 (55.19)	200 m :	3:21.01 (55.32) [1:50.51]
6.	II2-MORISHITA AYAKO	1997	JPN	JAPAN	+0.91	3:22.69	428 pts
50 m :	42.49 (42.49)	100 m :	1:31.96 (49.47) [1:31.96]	150 m :	2:28.08 (56.12)	200 m :	3:22.69 (54.61) [1:50.73]
7.	II2-GRAFTIAUX MARIE	1995	FRA	FRANCE	+0.82	3:30.59	362 pts
50 m :	39.07 (39.07)	100 m :	1:32.70 (53.63) [1:32.70]	150 m :	2:31.84 (59.14)	200 m :	3:30.59 (58.75) [1:57.89]
8.	II1-GUNNARSDOTTIR EMELIA YR	2005	ISL	ICELAND	+0.84	3:53.07	203 pts
50 m :	46.42 (46.42)	100 m :	1:46.76 (1:00.34) [1:46.76]	150 m :	2:51.74 (1:04.98)	200 m :	3:53.07 (1:01.33) [2:06.31]
9.	II2-ALVARADO MELISSA	1998	MEX	MEXICO	+0.90	3:55.91	186 pts
50 m :	46.56 (46.56)	100 m :	1:45.59 (59.03) [1:45.59]	150 m :	2:52.54 (1:06.95)	200 m :	3:55.91 (1:03.37) [2:10.32]
10.	II2-ANDRE DELPHINE	1998	FRA	FRANCE	---	3:57.12	179 pts
50 m :	49.44 (49.44)	100 m :	1:51.64 (1:02.20) [1:51.64]	150 m :	2:54.87 (1:03.23)	200 m :	3:57.12 (1:02.25) [2:05.48]
11.	II2-RUDD-JONES JEMIMA	1996	GBR	GREAT BRITAIN	+0.87	4:00.72	159 pts
50 m :	50.69 (50.69)	100 m :	1:50.52 (59.83) [1:50.52]	150 m :	2:55.39 (1:04.87)	200 m :	4:00.72 (1:05.33) [2:10.20]
12.	II2-RAPICANO CARLA	1995	FRA	FRANCE	+0.80	4:23.16	61 pts
50 m :	57.71 (57.71)	100 m :	2:05.56 (1:07.85) [2:05.56]	150 m :	3:13.31 (1:07.75)	200 m :	4:23.16 (1:09.85) [2:17.60]
---	II1-SENTUNA DENİZ EVİN	2003	TUR	TÜRKİYE		DSQ	
---	II1-LINDBERG PERNILLA	1994	SWE	SWEDEN		DNS dec	
---	II2-VAZHENIN KATHERINE	2003	USA	UNITED STATES OF AMERICA		DNS dec	

Partial results

[FFN quotation]

Prelims : 200 Freestyle Men

[Tuesday, 06/06/2023]

1.	II3-PARISOT AXEL	2000	FRA	FRANCE	---	1:59.42	1097 pts		
50 m :	28.60 (28.60)	100 m :	58.99 (30.39)	[58.99]	150 m :	1:29.91 (30.92)	200 m :	1:59.42 (29.51)	[1:00.43]
2.	II1-CHEUNG TSUN LOK	2005	HKG	HONG KONG	+0.75	1:59.77	1091 pts		
50 m :	27.91 (27.91)	100 m :	58.05 (30.14)	[58.05]	150 m :	1:29.17 (31.12)	200 m :	1:59.77 (30.60)	[1:01.72]
3.	II1-HILLHOUSE ALEXANDER	2004	DEN	DENMARK	---	2:00.95	1072 pts		
50 m :	28.18 (28.18)	100 m :	59.14 (30.96)	[59.14]	150 m :	1:30.39 (31.25)	200 m :	2:00.95 (30.56)	[1:01.81]
4.	II1-TANG WAI LOK	1997	HKG	HONG KONG	+0.75	2:01.37	1065 pts		
50 m :	28.01 (28.01)	100 m :	58.64 (30.63)	[58.64]	150 m :	1:29.27 (30.63)	200 m :	2:01.37 (32.10)	[1:02.73]
5.	II1-KHALILI NADER	2001	FIN	FINLAND	+0.82	2:01.53	1062 pts		
50 m :	27.97 (27.97)	100 m :	59.21 (31.24)	[59.21]	150 m :	1:31.28 (32.07)	200 m :	2:01.53 (30.25)	[1:02.32]
6.	II1-SISMAN DARREN	2006	AUS	AUSTRALIA	+0.75	2:01.72	1059 pts		
50 m :	28.48 (28.48)	100 m :	59.36 (30.88)	[59.36]	150 m :	1:30.78 (31.42)	200 m :	2:01.72 (30.94)	[1:02.36]
7.	II1-BANDEIRA GABRIEL	1999	BRA	BRAZIL	---	2:02.67	1044 pts		
50 m :	27.88 (27.88)	100 m :	59.03 (31.15)	[59.03]	150 m :	1:30.08 (31.05)	200 m :	2:02.67 (32.59)	[1:03.64]
8.	II1-WONG HON YIN	2001	HKG	HONG KONG	+0.79	2:03.11	1037 pts		
50 m :	28.97 (28.97)	100 m :	59.96 (30.99)	[59.96]	150 m :	1:31.87 (31.91)	200 m :	2:03.11 (31.24)	[1:03.15]
9.	II1-MAILLET NATHAN	1998	FRA	FRANCE	+0.85	2:03.58	1029 pts		
50 m :	28.32 (28.32)	100 m :	59.62 (31.30)	[59.62]	150 m :	1:31.65 (32.03)	200 m :	2:03.58 (31.93)	[1:03.96]
10.	II1-SHIH MIN-HSUAN	1997	TPE	CHINESE TAIPEI	+0.76	2:04.91	1008 pts		
50 m :	27.80 (27.80)	100 m :	58.96 (31.16)	[58.96]	150 m :	1:31.89 (32.93)	200 m :	2:04.91 (33.02)	[1:05.95]
11.	II1-TSUBOI YUUKI	2005	JPN	JAPAN	+0.64	2:05.94	992 pts		
50 m :	27.87 (27.87)	100 m :	59.13 (31.26)	[59.13]	150 m :	1:31.76 (32.63)	200 m :	2:05.94 (34.18)	[1:06.81]
12.	II1-SEKI KEVIN	1999	JPN	JAPAN	+0.71	2:06.31	986 pts		
50 m :	28.42 (28.42)	100 m :	1:00.41 (31.99)	[1:00.41]	150 m :	1:33.13 (32.72)	200 m :	2:06.31 (33.18)	[1:05.90]
13.	II1-ALFORD JOSHUA	1995	AUS	AUSTRALIA	+0.90	2:06.39	985 pts		
50 m :	28.92 (28.92)	100 m :	1:00.60 (31.68)	[1:00.60]	150 m :	1:33.10 (32.50)	200 m :	2:06.39 (33.29)	[1:05.79]
14.	II1-CALTRAN VILA REAL FELIPE	1997	BRA	BRAZIL	+0.72	2:07.13	973 pts		
50 m :	29.13 (29.13)	100 m :	1:00.79 (31.66)	[1:00.79]	150 m :	1:34.19 (33.40)	200 m :	2:07.13 (32.94)	[1:06.34]
15.	II1-KO JUNHO	2002	KOR	REPUBLIC OF KOREA	+0.71	2:08.54	951 pts		
50 m :	28.27 (28.27)	100 m :	1:00.57 (32.30)	[1:00.57]	150 m :	1:34.09 (33.52)	200 m :	2:08.54 (34.45)	[1:07.97]
16.	II1-MOLINA MEDINA NICOLAS	1997	COL	COLOMBIA	---	2:08.56	951 pts		
50 m :	29.08 (29.08)	100 m :	1:01.72 (32.64)	[1:01.72]	150 m :	1:35.94 (34.22)	200 m :	2:08.56 (32.62)	[1:06.84]
16.	II1-PARMENTIER AYMERIC	1993	BEL	BELGIUM	+0.72	2:08.56	951 pts		
50 m :	29.26 (29.26)	100 m :	1:01.64 (32.38)	[1:01.64]	150 m :	1:35.18 (33.54)	200 m :	2:08.56 (33.38)	[1:06.92]
18.	II1-LABRADOR FERNANDEZ JAVIER	2001	ESP	SPAIN	+0.94	2:09.55	936 pts		
50 m :	29.77 (29.77)	100 m :	1:02.32 (32.55)	[1:02.32]	150 m :	1:35.56 (33.24)	200 m :	2:09.55 (33.99)	[1:07.23]
19.	II1-CASTELL FERRERES SERGI	2000	ESP	SPAIN	+0.91	2:10.00	929 pts		
50 m :	30.23 (30.23)	100 m :	1:03.31 (33.08)	[1:03.31]	150 m :	1:36.98 (33.67)	200 m :	2:10.00 (33.02)	[1:06.69]
20.	II1-KOWALIK ANDRZEJ	2006	POL	POLAND	---	2:10.26	925 pts		
50 m :	30.34 (30.34)	100 m :	1:03.29 (32.95)	[1:03.29]	150 m :	1:37.45 (34.16)	200 m :	2:10.26 (32.81)	[1:06.97]
21.	II3-HEJAIJ ALEXANDER	2002	AUS	AUSTRALIA	+0.83	2:10.35	924 pts		
50 m :	28.83 (28.83)	100 m :	1:02.48 (33.65)	[1:02.48]	150 m :	1:36.14 (33.66)	200 m :	2:10.35 (34.21)	[1:07.87]
22.	II1-STEWART BAILEY	2001	AUS	AUSTRALIA	+0.82	2:10.52	921 pts		
50 m :	29.14 (29.14)	100 m :	1:01.82 (32.68)	[1:01.82]	150 m :	1:36.23 (34.41)	200 m :	2:10.52 (34.29)	[1:08.70]
23.	II3-CASARA FEDERICO	2002	ITA	ITALY	+0.78	2:12.34	894 pts		
50 m :	30.94 (30.94)	100 m :	1:04.52 (33.58)	[1:04.52]	150 m :	1:39.13 (34.61)	200 m :	2:12.34 (33.21)	[1:07.82]
24.	II3-FALCHI MATTEO	1998	ITA	ITALY	+0.82	2:12.53	891 pts		
50 m :	30.22 (30.22)	100 m :	1:04.40 (34.18)	[1:04.40]	150 m :	1:38.67 (34.27)	200 m :	2:12.53 (33.86)	[1:08.13]
25.	II3-KRISTMANSSON SNAEVAR ORN	2006	ISL	ICELAND	+0.81	2:12.86	886 pts		
50 m :	30.15 (30.15)	100 m :	1:03.78 (33.63)	[1:03.78]	150 m :	1:39.09 (35.31)	200 m :	2:12.86 (33.77)	[1:09.08]
26.	II1-HASUNO TAKUTO	2001	JPN	JAPAN	+0.85	2:13.26	880 pts		
50 m :	29.34 (29.34)	100 m :	1:03.23 (33.89)	[1:03.23]	150 m :	1:38.46 (35.23)	200 m :	2:13.26 (34.80)	[1:10.03]
27.	II1-CHEN YU CHIA	1998	MAC	MACAU	+0.75	2:14.35	864 pts		
50 m :	29.85 (29.85)	100 m :	1:03.62 (33.77)	[1:03.62]	150 m :	1:39.83 (36.21)	200 m :	2:14.35 (34.52)	[1:10.73]
28.	II1-DUARTE SAMUEL	2004	POR	PORTUGAL	+0.74	2:14.49	862 pts		
50 m :	30.67 (30.67)	100 m :	1:04.74 (34.07)	[1:04.74]	150 m :	1:40.03 (35.29)	200 m :	2:14.49 (34.46)	[1:09.75]
29.	II1-DOS SANTOS DUARTE ADENILSON	2002	BRA	BRAZIL	+0.63	2:14.81	857 pts		
50 m :	28.73 (28.73)	100 m :	1:02.04 (33.31)	[1:02.04]	150 m :	1:38.49 (36.45)	200 m :	2:14.81 (36.32)	[1:12.77]
30.	II3-MINNAI FEDERICO FRANCESCO	2005	ITA	ITALY	+0.75	2:16.45	833 pts		
50 m :	31.09 (31.09)	100 m :	1:06.28 (35.19)	[1:06.28]	150 m :	1:41.66 (35.38)	200 m :	2:16.45 (34.79)	[1:10.17]

Partial results

(Next) Prelims : 200 Freestyle Men

[Tuesday, 06/06/2023]

31.	II1-CHUI HO BON SAMUEL	2005	HKG	HONG KONG	+0.64	2:17.27	821 pts		
50 m :	29.55 (29.55)	100 m :	1:04.93 (35.38)	[1:04.93]	150 m :	1:41.91 (36.98)	200 m :	2:17.27 (35.36)	[1:12.34]
32.	II1-BUGLER JACK	2002	NZL	NEW ZEALAND	+0.78	2:17.43	819 pts		
50 m :	30.66 (30.66)	100 m :	1:06.05 (35.39)	[1:06.05]	150 m :	1:41.35 (35.30)	200 m :	2:17.43 (36.08)	[1:11.38]
33.	II1-MESSENCE ENZO	2005	POR	PORTUGAL	+0.87	2:17.56	817 pts		
50 m :	30.88 (30.88)	100 m :	1:05.81 (34.93)	[1:05.81]	150 m :	1:42.00 (36.19)	200 m :	2:17.56 (35.56)	[1:11.75]
34.	II3-VIVAS GUERRERO NICOLAS	2004	COL	COLOMBIA	---	2:18.61	802 pts		
50 m :	31.05 (31.05)	100 m :	1:05.79 (34.74)	[1:05.79]	150 m :	1:42.34 (36.55)	200 m :	2:18.61 (36.27)	[1:12.82]
35.	II3-ABOUGOUDA MOHAMED	2004	EGY	EGYPT	+0.79	2:18.77	800 pts		
50 m :	31.17 (31.17)	100 m :	1:05.83 (34.66)	[1:05.83]	150 m :	1:43.13 (37.30)	200 m :	2:18.77 (35.64)	[1:12.94]
36.	II1-RUIZ JUAN	2007	MEX	MEXICO	+0.81	2:20.26	779 pts		
50 m :	30.50 (30.50)	100 m :	1:05.18 (34.68)	[1:05.18]	150 m :	1:41.96 (36.78)	200 m :	2:20.26 (38.30)	[1:15.08]
37.	II1-VOULGARAKIS ATHANASIOS	2004	GRE	GREECE	+0.73	2:21.68	760 pts		
50 m :	31.10 (31.10)	100 m :	1:05.38 (34.28)	[1:05.38]	150 m :	1:42.89 (37.51)	200 m :	2:21.68 (38.79)	[1:16.30]
38.	II1-ASLAN MERT	1998	TUR	TÜRKIYE	+0.87	2:21.92	756 pts		
50 m :	31.88 (31.88)	100 m :	1:08.05 (36.17)	[1:08.05]	150 m :	1:45.41 (37.36)	200 m :	2:21.92 (36.51)	[1:13.87]
39.	II1-SCHUMACHER JAKOB	2006	AUT	AUSTRIA (ÖBSV)	+0.82	2:22.25	752 pts		
50 m :	30.44 (30.44)	100 m :	1:07.33 (36.89)	[1:07.33]	150 m :	1:45.93 (38.60)	200 m :	2:22.25 (36.32)	[1:14.92]
40.	II1-CHASMPIS SEFERIS	2009	GRE	GREECE	---	2:23.49	735 pts		
50 m :	32.54 (32.54)	100 m :	1:09.96 (37.42)	[1:09.96]	150 m :	1:47.78 (37.82)	200 m :	2:23.49 (35.71)	[1:13.53]
41.	II3-RUSS FINN	2006	NZL	NEW ZEALAND	+0.81	2:23.78	731 pts		
50 m :	32.21 (32.21)	100 m :	1:06.80 (34.59)	[1:06.80]	150 m :	1:46.36 (39.56)	200 m :	2:23.78 (37.42)	[1:16.98]
42.	II1-CHOI CHI HOU	2004	MAC	MACAU	+0.90	2:24.01	728 pts		
50 m :	32.31 (32.31)	100 m :	1:06.97 (34.66)	[1:06.97]	150 m :	1:45.42 (38.45)	200 m :	2:24.01 (38.59)	[1:17.04]
43.	II3-WONDAFEREW DANIEL	2001	USA	UNITED STATES OF AMERICA	+0.74	2:24.57	720 pts		
50 m :	33.21 (33.21)	100 m :	1:10.61 (37.40)	[1:10.61]	150 m :	1:49.17 (38.56)	200 m :	2:24.57 (35.40)	[1:13.96]
44.	II1-JOHANSEN FREDERIK	2002	DEN	DENMARK	+0.82	2:24.71	718 pts		
50 m :	33.92 (33.92)	100 m :	1:11.10 (37.18)	[1:11.10]	150 m :	1:48.56 (37.46)	200 m :	2:24.71 (36.15)	[1:13.61]
45.	II1-PREMUS DANILO	2007	CRO	CROATIA	+0.84	2:25.07	714 pts		
50 m :	30.00 (30.00)	100 m :	1:06.35 (36.35)	[1:06.35]	150 m :	1:47.43 (41.08)	200 m :	2:25.07 (37.64)	[1:18.72]
46.	II1-CONLON BAILEY	2005	NZL	NEW ZEALAND	+0.79	2:25.49	708 pts		
50 m :	32.58 (32.58)	100 m :	1:10.30 (37.72)	[1:10.30]	150 m :	1:49.32 (39.02)	200 m :	2:25.49 (36.17)	[1:15.19]
47.	II1-HUSSEIN AHMED	2001	EGY	EGYPT	+0.81	2:28.66	666 pts		
50 m :	30.68 (30.68)	100 m :	1:07.29 (36.61)	[1:07.29]	150 m :	1:49.60 (42.31)	200 m :	2:28.66 (39.06)	[1:21.37]
48.	II1-SATO YUTO	1999	JPN	JAPAN	+0.82	2:29.40	657 pts		
50 m :	31.71 (31.71)	100 m :	1:08.80 (37.09)	[1:08.80]	150 m :	1:49.91 (41.11)	200 m :	2:29.40 (39.49)	[1:20.60]
49.	II3-DUSTOW LANCE	2001	NZL	NEW ZEALAND	+0.92	2:30.47	643 pts		
50 m :	33.61 (33.61)	100 m :	1:12.24 (38.63)	[1:12.24]	150 m :	1:52.57 (40.33)	200 m :	2:30.47 (37.90)	[1:18.23]
50.	II1-SOU CHI NGAI	1997	MAC	MACAU	---	2:32.12	623 pts		
50 m :	33.74 (33.74)	100 m :	1:12.39 (38.65)	[1:12.39]	150 m :	1:52.34 (39.95)	200 m :	2:32.12 (39.78)	[1:19.73]
51.	II1-PATRÍCIO RODRIGO	2005	POR	PORTUGAL	+0.85	2:32.32	620 pts		
50 m :	34.79 (34.79)	100 m :	1:13.63 (38.84)	[1:13.63]	150 m :	1:53.14 (39.51)	200 m :	2:32.32 (39.18)	[1:18.69]
52.	II3-HOLUB JAN	2000	CZE	CZECH REPUBLIC	+0.91	2:33.88	601 pts		
50 m :	34.24 (34.24)	100 m :	1:13.03 (38.79)	[1:13.03]	150 m :	1:53.41 (40.38)	200 m :	2:33.88 (40.47)	[1:20.85]
53.	II1-SATCHAROEN SARUN	2006	THA	THAILAND	+0.70	2:35.43	582 pts		
50 m :	32.89 (32.89)	100 m :	1:12.91 (40.02)	[1:12.91]	150 m :	1:55.79 (42.88)	200 m :	2:35.43 (39.64)	[1:22.52]
54.	II2-AIMORÉ CAIQUE	1992	BRA	BRAZIL	---	2:35.65	579 pts		
50 m :	32.70 (32.70)	100 m :	1:10.72 (38.02)	[1:10.72]	150 m :	1:53.03 (42.31)	200 m :	2:35.65 (42.62)	[1:24.93]
55.	II3-PICHON TATE	1997	NZL	NEW ZEALAND	---	2:38.34	547 pts		
50 m :	34.98 (34.98)	100 m :	1:15.17 (40.19)	[1:15.17]	150 m :	1:57.26 (42.09)	200 m :	2:38.34 (41.08)	[1:23.17]
56.	II2-GRACIA NUÑEZ GUILLERMO	2004	ESP	SPAIN	+0.71	2:39.03	539 pts		
50 m :	34.64 (34.64)	100 m :	1:15.04 (40.40)	[1:15.04]	150 m :	1:58.70 (43.66)	200 m :	2:39.03 (40.33)	[1:23.99]
57.	II2-PEREIRA VICENTE	2005	POR	PORTUGAL	---	2:43.34	491 pts		
50 m :	33.94 (33.94)	100 m :	1:16.36 (42.42)	[1:16.36]	150 m :	2:00.99 (44.63)	200 m :	2:43.34 (42.35)	[1:26.98]
58.	II2-ALMEIDA ANDRÉ	2000	POR	PORTUGAL	+0.80	2:45.00	472 pts		
50 m :	36.42 (36.42)	100 m :	1:17.33 (40.91)	[1:17.33]	150 m :	2:02.38 (45.05)	200 m :	2:45.00 (42.62)	[1:27.67]
59.	II2-LEPINE AMAURY	1998	FRA	FRANCE	+0.77	2:45.43	468 pts		
50 m :	35.09 (35.09)	100 m :	1:18.00 (42.91)	[1:18.00]	150 m :	2:02.33 (44.33)	200 m :	2:45.43 (43.10)	[1:27.43]
60.	II2-MC GRANE RYAN	1992	AUS	AUSTRALIA	---	2:48.83	432 pts		
50 m :	39.03 (39.03)	100 m :	1:21.44 (42.41)	[1:21.44]	150 m :	2:04.89 (43.45)	200 m :	2:48.83 (43.94)	[1:27.39]
61.	II2-PINNERUP NIS HEIDE	1991	DEN	DENMARK	+0.72	2:51.14	408 pts		
50 m :	35.25 (35.25)	100 m :	1:16.98 (41.73)	[1:16.98]	150 m :	2:02.17 (45.19)	200 m :	2:51.14 (48.97)	[1:34.16]

Partial results

(Next) Prelims : 200 Freestyle Men

[Tuesday, 06/06/2023]

62.	II2-JURRIES JOSEPH	2002	USA	UNITED STATES OF AMERICA	+0.82	2:52.24	397 pts	
50 m :	36.37 (36.37)	100 m :	1:20.66 (44.29)	[1:20.66]	150 m :	2:07.13 (46.47)	200 m :	2:52.24 (45.11) [1:31.58]
63.	II2-DE OLIVEIRA GUSTAVO	2007	USA	UNITED STATES OF AMERICA	+0.90	2:55.19	368 pts	
50 m :	37.51 (37.51)	100 m :	1:20.97 (43.46)	[1:20.97]	150 m :	2:09.05 (48.08)	200 m :	2:55.19 (46.14) [1:34.22]
64.	II2-FLORES GIOVANNI	1992	MEX	MEXICO	+0.86	2:55.41	366 pts	
50 m :	38.04 (38.04)	100 m :	1:23.87 (45.83)	[1:23.87]	150 m :	2:09.48 (45.61)	200 m :	2:55.41 (45.93) [1:31.54]
65.	II2-MATILLA CÉDRIC	1995	FRA	FRANCE	---	2:55.43	366 pts	
50 m :	37.57 (37.57)	100 m :	1:21.09 (43.52)	[1:21.09]	150 m :	2:08.68 (47.59)	200 m :	2:55.43 (46.75) [1:34.34]
66.	II2-RONCATO GIAMMARIA	1995	ITA	ITALY	+0.83	2:57.83	343 pts	
50 m :	35.98 (35.98)	100 m :	1:21.46 (45.48)	[1:21.46]	150 m :	2:09.97 (48.51)	200 m :	2:57.83 (47.86) [1:36.37]
67.	II2-SCOTTI ANDREA	1999	ITA	ITALY	---	2:58.95	333 pts	
50 m :	38.44 (38.44)	100 m :	1:24.59 (46.15)	[1:24.59]	150 m :	2:13.85 (49.26)	200 m :	2:58.95 (45.10) [1:34.36]
68.	II2-LUNA JORGE	1996	MEX	MEXICO	---	2:59.30	330 pts	
50 m :	37.70 (37.70)	100 m :	1:23.13 (45.43)	[1:23.13]	150 m :	2:10.48 (47.35)	200 m :	2:59.30 (48.82) [1:36.17]
69.	II3-ORDABAY DASTAN	2007	KAZ	KAZAKHSTAN	+0.97	3:03.08	296 pts	
50 m :	36.21 (36.21)	100 m :	1:21.10 (44.89)	[1:21.10]	150 m :	2:12.38 (51.28)	200 m :	3:03.08 (50.70) [1:41.98]
70.	II2-ROBERTS WILLIAM	1999	GBR	GREAT BRITAIN	+0.85	3:07.64	259 pts	
50 m :	39.71 (39.71)	100 m :	1:26.97 (47.26)	[1:26.97]	150 m :	2:17.76 (50.79)	200 m :	3:07.64 (49.88) [1:40.67]
71.	II2-MELO JOSE ENRIQUE	1989	MEX	MEXICO	---	3:09.65	243 pts	
50 m :	40.92 (40.92)	100 m :	1:28.17 (47.25)	[1:28.17]	150 m :	2:19.05 (50.88)	200 m :	3:09.65 (50.60) [1:41.48]
72.	II2-OSMAN MOAMEN	1992	EGY	EGYPT	+0.93	3:14.41	207 pts	
50 m :	40.05 (40.05)	100 m :	1:29.81 (49.76)	[1:29.81]	150 m :	2:24.55 (54.74)	200 m :	3:14.41 (49.86) [1:44.60]
73.	II3-HO SENG HIN	1993	MAC	MACAU	---	3:15.76	197 pts	
50 m :	38.72 (38.72)	100 m :	1:26.24 (47.52)	[1:26.24]	150 m :	2:19.91 (53.67)	200 m :	3:15.76 (55.85) [1:49.52]
74.	II3-ALPAMYS AMIR	2004	KAZ	KAZAKHSTAN	---	3:17.72	184 pts	
50 m :	43.18 (43.18)	100 m :	1:32.65 (49.47)	[1:32.65]	150 m :	2:26.10 (53.45)	200 m :	3:17.72 (51.62) [1:45.07]
75.	II2-OLMO SEDEÑO ANTONIO	1998	ESP	SPAIN	+0.95	3:19.46	172 pts	
50 m :	42.26 (42.26)	100 m :	1:32.45 (50.19)	[1:32.45]	150 m :	2:25.69 (53.24)	200 m :	3:19.46 (53.77) [1:47.01]
76.	II2-WILLEMS LUKA	2002	NZL	NEW ZEALAND	+0.98	3:30.78	106 pts	
50 m :	41.11 (41.11)	100 m :	1:34.41 (53.30)	[1:34.41]	150 m :	2:31.80 (57.39)	200 m :	3:30.78 (58.98) [1:56.37]
---	II1-SEZGIN HIKMET CEM	1997	TUR	TÜRKIYE			DSQ	
---	II1 - SHIH MIN-HSUAN	2000	TPE	CHINESE TAIPEI			DEL	
---	II1-BOLIVAR GIL JOSE DE NAZARETH	2007	VEN	VENEZUELA			DNS dec	
---	II1-CASALI KEVIN	1993	ITA	ITALY			DNS dec	
---	II1-FINOL TORRES ANDRÉS JAVIER	1999	VEN	VENEZUELA			DNS dec	
---	II1-MACHADO RODRÍGUEZ URIEL	1999	VEN	VENEZUELA			DNS dec	
---	II1-MITAZAKI SATORU	1992	JPN	JAPAN			DNS dec	
---	II1-PALAZZO MISHA	2002	ITA	ITALY			DNS dec	
---	II1-PARMENTIER AYMERIC	1993	AUT	BELGIUM			DNS dec	
---	II2-WILKINS CHARLES	1999	AUS	AUSTRALIA			DNS	

Results

[FFN quotation]

Prelims : 200 Freestyle Women

[Tuesday, 06/06/2023]

1.	II1-LINDBERG PERNILLA	1994	SWE	SWEDEN	---	2:15.41	1047 pts	
50 m :	31.26 (31.26)	100 m :	1:05.24 (33.98)	[1:05.24]	150 m :	1:40.22 (34.98)	200 m :	2:15.41 (35.19) [1:10.17]
2.	II3-DREAN MAËLLYS	2005	FRA	FRANCE	+0.93	2:18.71	998 pts	
50 m :	31.55 (31.55)	100 m :	1:05.62 (34.07)	[1:05.62]	150 m :	1:42.11 (36.49)	200 m :	2:18.71 (36.60) [1:13.09]
3.	II1-INOUE MAMI	1999	JPN	JAPAN	---	2:21.10	964 pts	
50 m :	32.40 (32.40)	100 m :	1:08.28 (35.88)	[1:08.28]	150 m :	1:45.35 (37.07)	200 m :	2:21.10 (35.75) [1:12.82]
4.	II1-LUCY JADE	1997	AUS	AUSTRALIA	---	2:21.28	961 pts	
50 m :	32.23 (32.23)	100 m :	1:08.33 (36.10)	[1:08.33]	150 m :	1:44.87 (36.54)	200 m :	2:21.28 (36.41) [1:12.95]
5.	II1-FUKUI KASUMI	1999	JPN	JAPAN	+0.68	2:21.68	956 pts	
50 m :	31.30 (31.30)	100 m :	1:06.60 (35.30)	[1:06.60]	150 m :	1:43.80 (37.20)	200 m :	2:21.68 (37.88) [1:15.08]
6.	II1-THOMPSON KAELE	2007	AUS	AUSTRALIA	+0.72	2:22.85	939 pts	
50 m :	31.46 (31.46)	100 m :	1:07.19 (35.73)	[1:07.19]	150 m :	1:44.40 (37.21)	200 m :	2:22.85 (38.45) [1:15.66]
7.	II3-ETRINGER MANON	2008	FRA	FRANCE	+0.76	2:23.56	929 pts	
50 m :	33.58 (33.58)	100 m :	1:11.35 (37.77)	[1:11.35]	150 m :	1:48.59 (37.24)	200 m :	2:23.56 (34.97) [1:12.21]
8.	II1-HINDS MADDISON	2005	AUS	AUSTRALIA	+0.81	2:23.75	926 pts	
50 m :	32.92 (32.92)	100 m :	1:09.49 (36.57)	[1:09.49]	150 m :	1:47.71 (38.22)	200 m :	2:23.75 (36.04) [1:14.26]
9.	II1-MAURIN ESPIAU ASSYA	2006	FRA	FRANCE	+0.67	2:24.48	916 pts	
50 m :	31.57 (31.57)	100 m :	1:07.59 (36.02)	[1:07.59]	150 m :	1:47.00 (39.41)	200 m :	2:24.48 (37.48) [1:16.89]
10.	II1-CHEUNG HO YING	2003	HKG	HONG KONG	+0.70	2:24.83	911 pts	
50 m :	33.63 (33.63)	100 m :	1:09.96 (36.33)	[1:09.96]	150 m :	1:47.73 (37.77)	200 m :	2:24.83 (37.10) [1:14.87]
11.	II1-IPUS MARTINEZ LAURA SOFIA	2002	COL	COLOMBIA	+0.85	2:25.00	909 pts	
50 m :	33.83 (33.83)	100 m :	1:10.11 (36.28)	[1:10.11]	150 m :	1:47.39 (37.28)	200 m :	2:25.00 (37.61) [1:14.89]
12.	II1-FALK JANINA	2003	AUT	AUSTRIA (ÖBSV)	+0.99	2:25.79	898 pts	
50 m :	32.98 (32.98)	100 m :	1:09.27 (36.29)	[1:09.27]	150 m :	1:47.32 (38.05)	200 m :	2:25.79 (38.47) [1:16.52]
13.	II1-TUNG YI-AN	1999	TPE	CHINESE TAIPEI	+0.77	2:25.91	896 pts	
50 m :	33.43 (33.43)	100 m :	1:09.66 (36.23)	[1:09.66]	150 m :	1:48.01 (38.35)	200 m :	2:25.91 (37.90) [1:16.25]
14.	II1-BORGES CARNEIRO BEATRIZ	1998	BRA	BRAZIL	+0.79	2:26.62	887 pts	
50 m :	32.84 (32.84)	100 m :	1:09.66 (36.82)	[1:09.66]	150 m :	1:48.17 (38.51)	200 m :	2:26.62 (38.45) [1:16.96]
15.	II1-CHEONG SUI KEI	2002	HKG	HONG KONG	+0.75	2:27.47	875 pts	
50 m :	33.54 (33.54)	100 m :	1:11.49 (37.95)	[1:11.49]	150 m :	1:49.77 (38.28)	200 m :	2:27.47 (37.70) [1:15.98]
16.	II1-SADOWSKI PIPER	2005	USA	UNITED STATES OF AMERICA	+0.84	2:28.21	865 pts	
50 m :	34.52 (34.52)	100 m :	1:11.98 (37.46)	[1:11.98]	150 m :	1:50.24 (38.26)	200 m :	2:28.21 (37.97) [1:16.23]
17.	II1-ARIODANTE STEPHANIE	2000	BRA	BRAZIL	+0.73	2:31.19	825 pts	
50 m :	33.57 (33.57)	100 m :	1:11.70 (38.13)	[1:11.70]	150 m :	1:51.25 (39.55)	200 m :	2:31.19 (39.94) [1:19.49]
18.	II1-LAU CHIU YEE	2008	HKG	HONG KONG	+0.77	2:31.24	824 pts	
50 m :	33.85 (33.85)	100 m :	1:13.04 (39.19)	[1:13.04]	150 m :	1:52.82 (39.78)	200 m :	2:31.24 (38.42) [1:18.20]
19.	II3-MOORE AMELIA	2007	AUS	AUSTRALIA	+0.79	2:31.51	821 pts	
50 m :	34.11 (34.11)	100 m :	1:13.04 (38.93)	[1:13.04]	150 m :	1:52.91 (39.87)	200 m :	2:31.51 (38.60) [1:18.47]
20.	II3-BUCK ZOIE	2006	USA	UNITED STATES OF AMERICA	---	2:34.60	781 pts	
50 m :	36.42 (36.42)	100 m :	1:15.51 (39.09)	[1:15.51]	150 m :	1:55.62 (40.11)	200 m :	2:34.60 (38.98) [1:19.09]
21.	II3-HOWELLS GABRIELLA	2003	AUS	AUSTRALIA	+0.77	2:34.78	778 pts	
50 m :	34.57 (34.57)	100 m :	1:13.34 (38.77)	[1:13.34]	150 m :	1:53.72 (40.38)	200 m :	2:34.78 (41.06) [1:21.44]
22.	II3-DABIC BEL	2007	AUS	AUSTRALIA	+0.90	2:38.85	727 pts	
50 m :	35.90 (35.90)	100 m :	1:16.13 (40.23)	[1:16.13]	150 m :	1:58.50 (42.37)	200 m :	2:38.85 (40.35) [1:22.72]
23.	II1-MICHAOWSKA GABRIELA	2002	POL	POLAND	+0.80	2:39.71	716 pts	
50 m :	34.28 (34.28)	100 m :	1:14.04 (39.76)	[1:14.04]	150 m :	1:56.07 (42.03)	200 m :	2:39.71 (43.64) [1:25.67]
24.	II1-THRASTARDOTTIR ANNA ROSA	2004	ISL	ICELAND	+0.87	2:42.14	687 pts	
50 m :	36.63 (36.63)	100 m :	1:17.28 (40.65)	[1:17.28]	150 m :	1:59.89 (42.61)	200 m :	2:42.14 (42.25) [1:24.86]
25.	II1-SAYER RYLEE	2008	NZL	NEW ZEALAND	+0.86	2:42.30	685 pts	
50 m :	34.74 (34.74)	100 m :	1:16.86 (42.12)	[1:16.86]	150 m :	2:00.70 (43.84)	200 m :	2:42.30 (41.60) [1:25.44]
26.	II3-ANDIDERO CHIARA	2003	ITA	ITALY	---	2:43.16	674 pts	
50 m :	38.10 (38.10)	100 m :	1:18.76 (40.66)	[1:18.76]	150 m :	2:00.98 (42.22)	200 m :	2:43.16 (42.18) [1:24.40]
27.	II1-SENTUNA DENIZ EVIN	2003	TUR	TÜRKIYE	+0.86	2:55.19	538 pts	
50 m :	35.28 (35.28)	100 m :	1:18.62 (43.34)	[1:18.62]	150 m :	2:08.19 (49.57)	200 m :	2:55.19 (47.00) [1:36.57]
28.	II2-MARTINEZ DE LA RIVA CAMINO	1994	ESP	SPAIN	+0.87	2:58.67	502 pts	
50 m :	39.18 (39.18)	100 m :	1:24.41 (45.23)	[1:24.41]	150 m :	2:12.55 (48.14)	200 m :	2:58.67 (46.12) [1:34.26]
29.	II1-STEPHENSON ELLEN	2004	GBR	GREAT BRITAIN	+0.90	3:01.22	476 pts	
50 m :	40.26 (40.26)	100 m :	1:26.74 (46.48)	[1:26.74]	150 m :	2:15.12 (48.38)	200 m :	3:01.22 (46.10) [1:34.48]
30.	II2-CAMACHO DUNIA	1988	MEX	MEXICO	---	3:02.37	464 pts	
50 m :	39.85 (39.85)	100 m :	1:25.92 (46.07)	[1:25.92]	150 m :	2:14.46 (48.54)	200 m :	3:02.37 (47.91) [1:36.45]

Results

(Next) Prelims : 200 Freestyle Women

[Tuesday, 06/06/2023]

31.	II3-WATSON GENEVIEVE	2002	NZL	NEW ZEALAND	---	3:10.03	391 pts		
50 m :	41.75 (41.75)	100 m :	1:30.14 (48.39)	[1:30.14]	150 m :	2:21.16 (51.02)	200 m :	3:10.03 (48.87)	[1:39.89]
32.	II2-AGUDO ORTEGA-VILLAIZAN IRIS	1994	ESP	SPAIN	+0.72	3:11.70	376 pts		
50 m :	42.31 (42.31)	100 m :	1:29.71 (47.40)	[1:29.71]	150 m :	2:20.97 (51.26)	200 m :	3:11.70 (50.73)	[1:41.99]
33.	II1-NAGY TESSA	2000	USA	UNITED STATES OF AMERICA	---	3:12.80	367 pts		
50 m :	44.12 (44.12)	100 m :	1:32.92 (48.80)	[1:32.92]	150 m :	2:22.93 (50.01)	200 m :	3:12.80 (49.87)	[1:39.88]
34.	II2-MARTINEZ AGUSTIN MARTA	1987	ESP	SPAIN	---	3:13.65	359 pts		
50 m :	42.21 (42.21)	100 m :	1:31.44 (49.23)	[1:31.44]	150 m :	2:23.08 (51.64)	200 m :	3:13.65 (50.57)	[1:42.21]
35.	II2-THOMPSON HELEN	2003	GBR	GREAT BRITAIN	---	3:16.25	337 pts		
50 m :	40.77 (40.77)	100 m :	1:30.21 (49.44)	[1:30.21]	150 m :	2:24.12 (53.91)	200 m :	3:16.25 (52.13)	[1:46.04]
36.	II2-MC CRINDLE CERY S	2002	GBR	GREAT BRITAIN	+0.81	3:18.40	319 pts		
50 m :	44.94 (44.94)	100 m :	1:35.97 (51.03)	[1:35.97]	150 m :	2:27.77 (51.80)	200 m :	3:18.40 (50.63)	[1:42.43]
37.	II2-ESCAMILLA MARIANA	1994	MEX	MEXICO	+0.84	3:18.67	317 pts		
50 m :	40.74 (40.74)	100 m :	1:31.21 (50.47)	[1:31.21]	150 m :	2:25.34 (54.13)	200 m :	3:18.67 (53.33)	[1:47.46]
38.	II2-DONOGHUE MELISSA	1987	NZL	NEW ZEALAND	---	3:27.41	249 pts		
50 m :	46.63 (46.63)	100 m :	1:39.40 (52.77)	[1:39.40]	150 m :	2:35.06 (55.66)	200 m :	3:27.41 (52.35)	[1:48.01]
39.	II2-VAZHENIN KATHERINE	2003	USA	UNITED STATES OF AMERICA	+0.82	3:28.40	242 pts		
50 m :	47.03 (47.03)	100 m :	1:41.68 (54.65)	[1:41.68]	150 m :	2:35.33 (53.65)	200 m :	3:28.40 (53.07)	[1:46.72]
40.	II2-MARTIN KATHRYN	1998	GBR	GREAT BRITAIN	+0.97	3:29.86	232 pts		
50 m :	48.81 (48.81)	100 m :	1:42.74 (53.93)	[1:42.74]	150 m :	2:37.43 (54.69)	200 m :	3:29.86 (52.43)	[1:47.12]
41.	II2-CORTES MURCIA YEIMY CAROLINA	1997	COL	COLOMBIA	+0.81	3:31.13	223 pts		
50 m :	44.92 (44.92)	100 m :	1:41.23 (56.31)	[1:41.23]	150 m :	2:38.02 (56.79)	200 m :	3:31.13 (53.11)	[1:49.90]
42.	II2-SCHERDER MAGGIE	2002	USA	UNITED STATES OF AMERICA	---	3:32.54	213 pts		
50 m :	43.75 (43.75)	100 m :	1:38.98 (55.23)	[1:38.98]	150 m :	2:37.31 (58.33)	200 m :	3:32.54 (55.23)	[1:53.56]
43.	II2-COFFEY KATRINA	1985	AUS	AUSTRALIA	+0.82	3:35.16	196 pts		
50 m :	48.72 (48.72)	100 m :	1:43.71 (54.99)	[1:43.71]	150 m :	2:39.62 (55.91)	200 m :	3:35.16 (55.54)	[1:51.45]
44.	II2-ANTUNES KELLY	1981	BRA	BRAZIL	---	3:47.67	124 pts		
50 m :	50.78 (50.78)	100 m :	1:47.09 (56.31)	[1:47.09]	150 m :	2:47.44 (1:00.35)	200 m :	3:47.67 (1:00.23)	[2:00.58]
45.	II2-DZICIO ZOFIA	2004	POL	POLAND	+0.84	3:54.59	91 pts		
50 m :	52.28 (52.28)	100 m :	1:50.25 (57.97)	[1:50.25]	150 m :	2:53.31 (1:03.06)	200 m :	3:54.59 (1:01.28)	[2:04.34]
46.	II2-MIJOLOVIC LUCIJA	1994	CRO	CROATIA	---	4:19.14	15 pts		
50 m :	55.59 (55.59)	100 m :	2:01.85 (1:06.26)	[2:01.85]	150 m :	3:16.26 (1:14.41)	200 m :	4:19.14 (1:02.88)	[2:17.29]
---	II1-KIMURA SAAYA	2008	JPN	JAPAN		DNS dec			
---	II1-MORAES BARRETO VIVIANA	1982	VEN	VENEZUELA		DNS dec			
---	II1-SU AN-YEN	1999	TPE	CHINESE TAIPEI		DEL			

Results

[FFN quotation]

Final A - II1 : 200 Butterfly Men

[Tuesday, 06/06/2023]

1.	II1-CHEUNG TSUN LOK	2005	HKG	HONG KONG	+0.73	2:16.29	1023 pts		
50 m :	29.76 (29.76)	100 m :	1:03.16 (33.40)	[1:03.16]	150 m :	1:38.63 (35.47)	200 m :	2:16.29 (37.66)	[1:13.13]
2.	II1-UEMURA HARUHI	2005	JPN	JAPAN	+0.64	2:19.47	980 pts		
50 m :	29.82 (29.82)	100 m :	1:03.59 (33.77)	[1:03.59]	150 m :	1:40.24 (36.65)	200 m :	2:19.47 (39.23)	[1:15.88]
3.	II1-PAREDES MARCO LUIS FRANCISCO	1993	ESP	SPAIN	+0.85	2:24.01	919 pts		
50 m :	32.21 (32.21)	100 m :	1:08.56 (36.35)	[1:08.56]	150 m :	1:46.44 (37.88)	200 m :	2:24.01 (37.57)	[1:15.45]
4.	II1-STEWART BAILEY	2001	AUS	AUSTRALIA	+0.80	2:24.99	906 pts		
50 m :	30.91 (30.91)	100 m :	1:05.93 (35.02)	[1:05.93]	150 m :	1:43.94 (38.01)	200 m :	2:24.99 (41.05)	[1:19.06]
5.	II1-DANIEL MATTHIS	1998	FRA	FRANCE	+0.79	2:29.76	845 pts		
50 m :	31.36 (31.36)	100 m :	1:08.19 (36.83)	[1:08.19]	150 m :	1:46.68 (38.49)	200 m :	2:29.76 (43.08)	[1:21.57]
6.	II1-CHEN YU CHIA	1998	MAC	MACAU	+0.80	2:30.63	834 pts		
50 m :	31.07 (31.07)	100 m :	1:06.94 (35.87)	[1:06.94]	150 m :	1:48.32 (41.38)	200 m :	2:30.63 (42.31)	[1:23.69]
7.	II1-DAVRAN DORUK	1994	TUR	TÜRKIYE	+0.76	2:33.03	805 pts		
50 m :	31.91 (31.91)	100 m :	1:09.29 (37.38)	[1:09.29]	150 m :	1:49.49 (40.20)	200 m :	2:33.03 (43.54)	[1:23.74]
---	II1-SABOUR AYMAN	2001	EGY	EGYPT			DSQ		

Final A - II2 : 200 Butterfly Men

[Tuesday, 06/06/2023]

1.	II2-BELIG AXEL	1994	FRA	FRANCE	+0.80	2:54.93	558 pts		
50 m :	36.40 (36.40)	100 m :	1:20.87 (44.47)	[1:20.87]	150 m :	2:06.85 (45.98)	200 m :	2:54.93 (48.08)	[1:34.06]
2.	II2-SCOTTI ANDREA	1999	ITA	ITALY	+0.84	3:04.59	464 pts		
50 m :	38.22 (38.22)	100 m :	1:24.97 (46.75)	[1:24.97]	150 m :	2:16.19 (51.22)	200 m :	3:04.59 (48.40)	[1:39.62]
3.	II2-HERNANDEZ ORTIZ CARLOS	1990	ESP	SPAIN	+0.90	3:05.90	451 pts		
50 m :	35.85 (35.85)	100 m :	1:21.04 (45.19)	[1:21.04]	150 m :	2:12.76 (51.72)	200 m :	3:05.90 (53.14)	[1:44.86]
4.	II2-MARTINEZ STEVEN	1993	MEX	MEXICO	---	3:16.33	361 pts		
50 m :	37.73 (37.73)	100 m :	1:23.88 (46.15)	[1:23.88]	150 m :	2:20.29 (56.41)	200 m :	3:16.33 (56.04)	[1:52.45]
5.	II2-VAZ JOÃO	1992	POR	PORTUGAL	+0.93	3:19.07	338 pts		
50 m :	38.61 (38.61)	100 m :	1:28.80 (50.19)	[1:28.80]	150 m :	2:24.16 (55.36)	200 m :	3:19.07 (54.91)	[1:50.27]
6.	II2-LACEY ZAC	2000	GBR	GREAT BRITAIN	+0.88	3:24.57	296 pts		
50 m :	38.78 (38.78)	100 m :	1:27.82 (49.04)	[1:27.82]	150 m :	2:24.52 (56.70)	200 m :	3:24.57 (1:00.05)	[1:56.75]

Final A - II3 : 200 Butterfly Men

[Tuesday, 06/06/2023]

1.	II3-KRISTMANNSSON SNAEVAR ORN	2006	ISL	ICELAND	+0.83	2:22.11	944 pts		
50 m :	30.69 (30.69)	100 m :	1:06.31 (35.62)	[1:06.31]	150 m :	1:43.63 (37.32)	200 m :	2:22.11 (38.48)	[1:15.80]
2.	II3-HEJAIJ ALEXANDER	2002	AUS	AUSTRALIA	+0.77	2:28.17	865 pts		
50 m :	29.62 (29.62)	100 m :	1:06.23 (36.61)	[1:06.23]	150 m :	1:47.57 (41.34)	200 m :	2:28.17 (40.60)	[1:21.94]
3.	II3-MINNAI FEDERICO FRANCESCO	2005	ITA	ITALY	+0.73	2:28.38	863 pts		
50 m :	32.13 (32.13)	100 m :	1:09.77 (37.64)	[1:09.77]	150 m :	1:48.76 (38.99)	200 m :	2:28.38 (39.62)	[1:18.61]
4.	II3-DANIELSEN MARIUS	2005	DEN	DENMARK	+0.86	2:30.96	830 pts		
50 m :	32.38 (32.38)	100 m :	1:10.50 (38.12)	[1:10.50]	150 m :	1:50.70 (40.20)	200 m :	2:30.96 (40.26)	[1:20.46]
5.	II3-BARRAUD ADRIEN	2008	FRA	FRANCE	+0.69	2:40.10	720 pts		
50 m :	34.42 (34.42)	100 m :	1:14.72 (40.30)	[1:14.72]	150 m :	1:56.94 (42.22)	200 m :	2:40.10 (43.16)	[1:25.38]
6.	II3-HOLUB JAN	2000	CZE	CZECH REPUBLIC	+0.93	3:01.30	495 pts		
50 m :	37.09 (37.09)	100 m :	1:23.64 (46.55)	[1:23.64]	150 m :	2:11.55 (47.91)	200 m :	3:01.30 (49.75)	[1:37.66]

Prelims : 200 Butterfly Men

[Tuesday, 06/06/2023]

1.	II1-CHEUNG TSUN LOK	2005	HKG	HONG KONG	+0.78	2:16.97	1014 pts		
50 m :	29.88 (29.88)	100 m :	1:04.23 (34.35)	[1:04.23]	150 m :	1:40.83 (36.60)	200 m :	2:16.97 (36.14)	[1:12.74]
2.	II3-KRISTMANNSSON SNAEVAR ORN	2006	ISL	ICELAND	+0.88	2:22.53	939 pts		
50 m :	31.39 (31.39)	100 m :	1:07.54 (36.15)	[1:07.54]	150 m :	1:45.50 (37.96)	200 m :	2:22.53 (37.03)	[1:14.99]
3.	II1-UEMURA HARUHI	2005	JPN	JAPAN	---	2:22.79	935 pts		
50 m :	29.71 (29.71)	100 m :	1:04.18 (34.47)	[1:04.18]	150 m :	1:41.75 (37.57)	200 m :	2:22.79 (41.04)	[1:18.61]
4.	II3-HEJAIJ ALEXANDER	2002	AUS	AUSTRALIA	+0.88	2:24.82	909 pts		
50 m :	30.64 (30.64)	100 m :	1:07.76 (37.12)	[1:07.76]	150 m :	1:46.51 (38.75)	200 m :	2:24.82 (38.31)	[1:17.06]
5.	II1-PAREDES MARCO LUIS FRANCISCO	1993	ESP	SPAIN	+0.89	2:24.94	907 pts		
50 m :	31.96 (31.96)	100 m :	1:08.89 (36.93)	[1:08.89]	150 m :	1:46.80 (37.91)	200 m :	2:24.94 (38.14)	[1:16.05]

Results

(Next) Prelims : 200 Butterfly Men

[Tuesday, 06/06/2023]

6.	II1-STEWART BAILEY	2001	AUS	AUSTRALIA	+0.80	2:28.86	857 pts	
50 m :	30.97 (30.97)	100 m :	1:07.53 (36.56)	[1:07.53]	150 m :	1:47.35 (39.82)	200 m :	2:28.86 (41.51) [1:21.33]
7.	II1-DANIEL MATTHIS	1998	FRA	FRANCE	+0.76	2:28.92	856 pts	
50 m :	31.29 (31.29)	100 m :	1:08.17 (36.88)	[1:08.17]	150 m :	1:47.12 (38.95)	200 m :	2:28.92 (41.80) [1:20.75]
8.	II3-MINNAI FEDERICO FRANCESCO	2005	ITA	ITALY	+0.76	2:32.57	810 pts	
50 m :	32.88 (32.88)	100 m :	1:10.90 (38.02)	[1:10.90]	150 m :	1:51.13 (40.23)	200 m :	2:32.57 (41.44) [1:21.67]
9.	II1-CHEN YU CHIA	1998	MAC	MACAU	+0.79	2:33.21	802 pts	
50 m :	31.42 (31.42)	100 m :	1:08.37 (36.95)	[1:08.37]	150 m :	1:50.56 (42.19)	200 m :	2:33.21 (42.65) [1:24.84]
10.	II1-DAVRAN DORUK	1994	TUR	TÜRKIYE	+0.81	2:35.04	780 pts	
50 m :	31.36 (31.36)	100 m :	1:08.15 (36.79)	[1:08.15]	150 m :	1:48.95 (40.80)	200 m :	2:35.04 (46.09) [1:26.89]
11.	II1-SABOUR AYMAN	2001	EGY	EGYPT	+0.81	2:35.97	769 pts	
50 m :	31.03 (31.03)	100 m :	1:09.02 (37.99)	[1:09.02]	150 m :	1:53.19 (44.17)	200 m :	2:35.97 (42.78) [1:26.95]
12.	II3-DANIELSEN MARIUS	2005	DEN	DENMARK	+0.83	2:36.08	767 pts	
50 m :	33.11 (33.11)	100 m :	1:11.58 (38.47)	[1:11.58]	150 m :	1:53.16 (41.58)	200 m :	2:36.08 (42.92) [1:24.50]
13.	II3-BARRAUD ADRIEN	2008	FRA	FRANCE	+0.67	2:36.72	760 pts	
50 m :	34.31 (34.31)	100 m :	1:13.05 (38.74)	[1:13.05]	150 m :	1:54.09 (41.04)	200 m :	2:36.72 (42.63) [1:23.67]
14.	II1-RAMIREZ GONZALEZ JOSE MIGUEL	2003	COL	COLOMBIA	+0.84	2:41.05	709 pts	
50 m :	32.94 (32.94)	100 m :	1:13.39 (40.45)	[1:13.39]	150 m :	1:56.34 (42.95)	200 m :	2:41.05 (44.71) [1:27.66]
15.	II1-ARAPOGLOU DIMITRIOS	2004	GRE	GREECE	+0.76	2:55.81	549 pts	
50 m :	33.77 (33.77)	100 m :	1:17.32 (43.55)	[1:17.32]	150 m :	2:06.68 (49.36)	200 m :	2:55.81 (49.13) [1:38.49]
16.	II1-DAKOUTROS CHRISTOS	2000	GRE	GREECE	+0.69	2:58.07	526 pts	
50 m :	33.39 (33.39)	100 m :	1:15.83 (42.44)	[1:15.83]	150 m :	2:06.00 (50.17)	200 m :	2:58.07 (52.07) [1:42.24]
17.	II3-HOLUB JAN	2000	CZE	CZECH REPUBLIC	+0.93	3:02.22	486 pts	
50 m :	37.26 (37.26)	100 m :	1:24.29 (47.03)	[1:24.29]	150 m :	2:14.69 (50.40)	200 m :	3:02.22 (47.53) [1:37.93]
18.	II2-HERNANDEZ ORTIZ CARLOS	1990	ESP	SPAIN	---	3:08.46	428 pts	
50 m :	38.08 (38.08)	100 m :	1:25.06 (46.98)	[1:25.06]	150 m :	2:16.23 (51.17)	200 m :	3:08.46 (52.23) [1:43.40]
19.	II2-SCOTTI ANDREA	1999	ITA	ITALY	+0.80	3:11.30	403 pts	
50 m :	37.84 (37.84)	100 m :	1:25.60 (47.76)	[1:25.60]	150 m :	2:20.46 (54.86)	200 m :	3:11.30 (50.84) [1:45.70]
20.	II2-MARTINEZ STEVEN	1993	MEX	MEXICO	---	3:23.45	304 pts	
50 m :	36.51 (36.51)	100 m :	1:25.45 (48.94)	[1:25.45]	150 m :	2:22.79 (57.34)	200 m :	3:23.45 (1:00.66) [1:58.00]
21.	II2-VAZ JOÃO	1992	POR	PORTUGAL	+0.97	3:26.69	280 pts	
50 m :	39.59 (39.59)	100 m :	1:31.99 (52.40)	[1:31.99]	150 m :	2:28.44 (56.45)	200 m :	3:26.69 (58.25) [1:54.70]
22.	II2-BELIG AXEL	1994	FRA	FRANCE	+0.81	3:29.40	261 pts	
50 m :	42.50 (42.50)	100 m :	1:35.00 (52.50)	[1:35.00]	150 m :	2:31.64 (56.64)	200 m :	3:29.40 (57.76) [1:54.40]
23.	II2-LACEY ZAC	2000	GBR	GREAT BRITAIN	+0.79	3:30.04	257 pts	
50 m :	39.03 (39.03)	100 m :	1:31.43 (52.40)	[1:31.43]	150 m :	2:30.74 (59.31)	200 m :	3:30.04 (59.30) [1:58.61]
---	II1-CASALI KEVIN	1993	ITA	ITALY		DSQ		
---	II2-GROMADA SZYMON	2003	POL	POLAND		DSQ		

Results

[FFN quotation]

Final A - II1 + II3 : 200 Butterfly Women

[Tuesday, 06/06/2023]

1.	II1-CHEUNG HO YING	2003	HKG	HONG KONG	+0.69	2:45.41	819 pts
50 m :	35.80 (35.80)	100 m :	1:17.71 (41.91) [1:17.71]	150 m :	2:00.67 (42.96)	200 m :	2:45.41 (44.74) [1:27.70]
2.	II1-AÇKGÖZ SEÇİL	2001	TUR	TÜRKIYE	+0.82	2:57.00	684 pts
50 m :	38.10 (38.10)	100 m :	1:23.47 (45.37) [1:23.47]	150 m :	2:11.30 (47.83)	200 m :	2:57.00 (45.70) [1:33.53]
3.	II1-LAU CHIU YEE	2008	HKG	HONG KONG	+0.73	3:04.67	602 pts
50 m :	36.39 (36.39)	100 m :	1:22.23 (45.84) [1:22.23]	150 m :	2:11.34 (49.11)	200 m :	3:04.67 (53.33) [1:42.44]
4.	II3-ANDIDERO CHIARA	2003	ITA	ITALY	+0.90	3:18.84	463 pts
50 m :	41.14 (41.14)	100 m :	1:30.44 (49.30) [1:30.44]	150 m :	2:24.26 (53.82)	200 m :	3:18.84 (54.58) [1:48.40]
5.	II1-GUNNARSDOTTIR EMELIA YR	2005	ISL	ICELAND	+0.85	3:58.04	174 pts
50 m :	46.76 (46.76)	100 m :	1:48.62 (1:01.86) [1:48.62]	150 m :	2:56.11 (1:07.49)	200 m :	3:58.04 (1:01.93) [2:09.42]
---	II1-PEREZ SUAREZ LAURA	2001	ESP	SPAIN		DSQ	

Final A - II2 : 200 Butterfly Women

[Tuesday, 06/06/2023]

1.	II2-MORISHITA AYAKO	1997	JPN	JAPAN	+0.84	3:21.20	442 pts
50 m :	42.63 (42.63)	100 m :	1:32.09 (49.46) [1:32.09]	150 m :	2:26.76 (54.67)	200 m :	3:21.20 (54.44) [1:49.11]
2.	II2-GRAFTIAUX MARIE	1995	FRA	FRANCE	+0.90	3:33.00	342 pts
50 m :	45.12 (45.12)	100 m :	1:42.46 (57.34) [1:42.46]	150 m :	2:35.81 (53.35)	200 m :	3:33.00 (57.19) [1:50.54]
3.	II2-RUDD-JONES JEMIMA	1996	GBR	GREAT BRITAIN	---	3:52.96	203 pts
50 m :	50.70 (50.70)	100 m :	1:48.96 (58.26) [1:48.96]	150 m :	2:50.48 (1:01.52)	200 m :	3:52.96 (1:02.48) [2:04.00]
4.	II2-ALVARADO MELISSA	1998	MEX	MEXICO	+0.90	3:53.43	200 pts
50 m :	47.28 (47.28)	100 m :	1:44.60 (57.32) [1:44.60]	150 m :	2:50.22 (1:05.62)	200 m :	3:53.43 (1:03.21) [2:08.83]
5.	II2-ANDRE DELPHINE	1998	FRA	FRANCE	+0.98	3:56.91	180 pts
50 m :	49.13 (49.13)	100 m :	1:51.46 (1:02.33) [1:51.46]	150 m :	2:56.60 (1:05.14)	200 m :	3:56.91 (1:00.31) [2:05.45]
6.	II2-RAPICANO CARLA	1995	FRA	FRANCE	+0.75	4:21.95	66 pts
50 m :	58.12 (58.12)	100 m :	2:04.97 (1:06.85) [2:04.97]	150 m :	3:13.61 (1:08.64)	200 m :	4:21.95 (1:08.34) [2:16.98]

Prelims : 200 Butterfly Women

[Tuesday, 06/06/2023]

1.	II1-CHEUNG HO YING	2003	HKG	HONG KONG	+0.71	2:48.98	776 pts
50 m :	35.38 (35.38)	100 m :	1:19.19 (43.81) [1:19.19]	150 m :	2:04.63 (45.44)	200 m :	2:48.98 (44.35) [1:29.79]
2.	II1-PEREZ SUAREZ LAURA	2001	ESP	SPAIN	+0.61	3:06.58	582 pts
50 m :	35.41 (35.41)	100 m :	1:18.14 (42.73) [1:18.14]	150 m :	2:09.68 (51.54)	200 m :	3:06.58 (56.90) [1:48.44]
3.	II1-AÇKGÖZ SEÇİL	2001	TUR	TÜRKIYE	+0.81	3:11.92	528 pts
50 m :	38.08 (38.08)	100 m :	1:24.04 (45.96) [1:24.04]	150 m :	2:17.82 (53.78)	200 m :	3:11.92 (54.10) [1:47.88]
4.	II3-ANDIDERO CHIARA	2003	ITA	ITALY	+0.84	3:15.01	499 pts
50 m :	40.61 (40.61)	100 m :	1:28.56 (47.95) [1:28.56]	150 m :	2:21.49 (52.93)	200 m :	3:15.01 (53.52) [1:46.45]
5.	II1-LAU CHIU YEE	2008	HKG	HONG KONG	+0.96	3:21.01	443 pts
50 m :	39.88 (39.88)	100 m :	1:30.50 (50.62) [1:30.50]	150 m :	2:25.69 (55.19)	200 m :	3:21.01 (55.32) [1:50.51]
6.	II2-MORISHITA AYAKO	1997	JPN	JAPAN	+0.91	3:22.69	428 pts
50 m :	42.49 (42.49)	100 m :	1:31.96 (49.47) [1:31.96]	150 m :	2:28.08 (56.12)	200 m :	3:22.69 (54.61) [1:50.73]
7.	II2-GRAFTIAUX MARIE	1995	FRA	FRANCE	+0.82	3:30.59	362 pts
50 m :	39.07 (39.07)	100 m :	1:32.70 (53.63) [1:32.70]	150 m :	2:31.84 (59.14)	200 m :	3:30.59 (58.75) [1:57.89]
8.	II1-GUNNARSDOTTIR EMELIA YR	2005	ISL	ICELAND	+0.84	3:53.07	203 pts
50 m :	46.42 (46.42)	100 m :	1:46.76 (1:00.34) [1:46.76]	150 m :	2:51.74 (1:04.98)	200 m :	3:53.07 (1:01.33) [2:06.31]
9.	II2-ALVARADO MELISSA	1998	MEX	MEXICO	+0.90	3:55.91	186 pts
50 m :	46.56 (46.56)	100 m :	1:45.59 (59.03) [1:45.59]	150 m :	2:52.54 (1:06.95)	200 m :	3:55.91 (1:03.37) [2:10.32]
10.	II2-ANDRE DELPHINE	1998	FRA	FRANCE	---	3:57.12	179 pts
50 m :	49.44 (49.44)	100 m :	1:51.64 (1:02.20) [1:51.64]	150 m :	2:54.87 (1:03.23)	200 m :	3:57.12 (1:02.25) [2:05.48]
11.	II2-RUDD-JONES JEMIMA	1996	GBR	GREAT BRITAIN	+0.87	4:00.72	159 pts
50 m :	50.69 (50.69)	100 m :	1:50.52 (59.83) [1:50.52]	150 m :	2:55.39 (1:04.87)	200 m :	4:00.72 (1:05.33) [2:10.20]
12.	II2-RAPICANO CARLA	1995	FRA	FRANCE	+0.80	4:23.16	61 pts
50 m :	57.71 (57.71)	100 m :	2:05.56 (1:07.85) [2:05.56]	150 m :	3:13.31 (1:07.75)	200 m :	4:23.16 (1:09.85) [2:17.60]
---	II1-SENTUNA DENIZ EVIN	2003	TUR	TÜRKIYE		DSQ	
---	II1-LINDBERG PERNILLA	1994	SWE	SWEDEN		DNS dec	
---	II2-VAZHENIN KATHERINE	2003	USA	UNITED STATES OF AMERICA		DNS dec	

Results

[FFN quotation]

Final A - II1 + II2 + II3 : 4x50 Freestyle Women

[Tuesday, 06/06/2023]

1.	II1-ARIODANTE STEPHANIE	29.03	2000	BRA	BRAZIL	+0.68	1:54.07	1162 pts
	II1-BORGES CARNEIRO DEBORA	28.59	1998	BRA		+0.23		
	II1-BORGES CARNEIRO BEATRIZ	29.57	1998	BRA		+0.59		
	II1-SOARES DE OLIVEIRA ANA-...	26.88	2000	BRA		+0.06		
2.	II1-CHEUNG HO YING	30.64	2003	HKG	HONG KONG	+0.69	1:59.93	1080 pts
	II1-LAU CHIU YEE	30.04	2008	HKG		+0.48		
	II1-CHAN YUI LAM	28.81	2003	HKG		+0.58		
	II1-CHEONG SUI KEI	30.44	2002	HKG		+0.53		
3.	II1-FUKUI KASUMI	30.28	1999	JPN	JAPAN	+0.71	2:00.72	1069 pts
	II1-WATANABE REMI	30.61	1993	JPN		+0.19		
	II1-INOUE MAMI	29.37	1999	JPN		+0.16		
	II1-ANDO AYUMI	30.46	2000	JPN		+0.38		
4.	II2-RENOU CLÉO	38.64	2001	FRA	FRANCE	+0.88	2:46.71	529 pts
	II2-GRAFTIAUX MARIE	40.96	1995	FRA		+0.35		
	II2-RAPICANO CARLA	46.59	1995	FRA		-0.02		
	II2-ANDRE DELPHINE	40.52	1998	FRA		+0.27		
5.	II2-MC CRINDLE CERY S	42.69	2002	GBR	GREAT BRITAIN	+0.82	2:53.66	464 pts
	II2-MARTIN KATHRYN	46.17	1998	GBR		+0.00		
	II2-RUDD-JONES JEMIMA	45.89	1996	GBR		+0.03		
	II2-THOMPSON HELEN	38.91	2003	GBR		+0.40		
---	II1-THOMPSON KAE L		2007	AUS	AUSTRALIA		DSQ 1	
	II3-MOORE AMELIA		2007	AUS				
	II1-HINDS MADDISON		2005	AUS				
	II1-LUCY JADE		1997	AUS				
---	II2-SCHERDER MAGGIE		2002	USA	UNITED STATES OF AMERICA		DSQ 1	
	II2-BERGQUIST LAUREN		1999	USA				
	II2-VAZHENIN KATHERINE		2003	USA				
---	II1-NAGY TESSA		2000	USA	UNITED STATES OF AMERICA		DSQ 1	
	II1-SADOWSKI PIPER		2005	USA				
	II3-BUCK ZOIE		2006	USA				

Results

[FFN quotation]

Final A : 4x50 Freestyle II1 Men

[Tuesday, 06/06/2023]

1.	II1-LUIZ BENTO DA SILVA FIL...	25.58	1996	BRA	BRAZIL	---	1:39.89
	II1-DOS SANTOS DUARTE ADENI...	25.14	2002	BRA		+0.28	
	II1-BRUTOS DE OLIVEIRA JOAO...	25.20	2004	BRA		+0.32	
	II1-BRUTOS DE OLIVEIRA JOAO...	23.97	1999	BRA		+0.32	
2.	II1-HASUNO TAKUTO	25.54	2001	JPN	JAPAN	+0.65	1:42.06
	II1-NAKAJIMA KEICHI	24.65	1998	JPN		+0.48	
	II1-SEKI KEVIN	26.78	1999	JPN		+0.46	
	II1-TSUBOI YUUKI	25.09	2005	JPN		+0.49	
3.	II1-CHEUNG TSUN LOK	26.50	2005	HKG	HONG KONG	+0.75	1:42.77
	II1-WONG HON YIN	25.66	2001	HKG		+0.47	
	II1-HUI KA CHUN	26.06	2001	HKG		+0.46	
	II1-TANG WAI LOK	24.55	1997	HKG		+0.51	
4.	II1-LEE INKOOK	25.66	1995	KOR	REPUBLIC OF KOREA	+0.70	1:45.11
	II1-KIM MINKYU	28.38	1998	KOR		+0.63	
	II1-LEE JUYOUNG	26.13	1997	KOR		+0.43	
	II1-CHO WONSANG	24.94	1992	KOR		+0.33	
5.	II1-VALIENTE SERRANO MIGUEL...	26.28	1997	ESP	SPAIN	+0.78	1:45.27
	II1-LONGARON CARRERAS ADRIAN	25.62	2001	ESP		+0.54	
	II1-LONGARON CARRERAS ADRIAN	27.39	2000	ESP		+0.42	
	II1-BAUTISTA BRADOS JUAN	25.98	2001	ESP		+0.35	
6.	II1-DYER JARRÉD	26.08	2000	AUS	AUSTRALIA	+0.84	1:45.30
	II1-SISMAN DARREN	26.70	2006	AUS		+0.55	
	II1-STEWART BAILEY	26.63	2001	AUS		+0.38	
	II1-ALFORD JOSHUA	25.89	1995	AUS		+0.57	

Results

[FFN quotation]

Final A : 4x50 Freestyle II2 Men

[Tuesday, 06/06/2023]

1.	II2-ALMEIDA ANDRÉ	33.85	2000	POR	PORTUGAL	+0.91	2:15.21
	II2-MATOS DIOGO	33.50	1999	POR		+0.54	
	II2-VAZ JOÃO	38.49	1992	POR		+0.46	
	II2-PEREIRA VICENTE	29.37	2005	POR		+0.58	
2.	II2-ZAFFARONI PAOLO	34.32	1996	ITA	ITALY	+0.69	2:17.02
	II2-RONCATO GIAMMARIA	34.38	1995	ITA		+0.44	
	II2-SCOTTI ANDREA	34.59	1999	ITA		+0.57	
	II2-PICCININI FRANCESCO	33.73	1995	ITA		+0.35	
3.	II2-BELIG AXEL	35.61	1994	FRA	FRANCE	+0.75	2:17.46
	II2-LEPINE AMAURY	32.73	1998	FRA		+0.15	
	II2-MATILLA CÉDRIC	33.72	1995	FRA		+0.86	
	II2-DUTAY RAFAEL	35.40	1991	FRA		+0.40	
4.	II2-SERRANO CORREOSO LUIS	36.33	1988	ESP	SPAIN	---	2:20.01
	II2-HERNANDEZ ORTIZ CARLOS	33.99	1990	ESP		+0.29	
	II2-OLMO SEDEÑO ANTONIO	38.46	1998	ESP		+0.45	
	II2-GRACIA NUÑEZ GUILLERMO	31.23	2004	ESP		+0.30	
---	II2-DOOLAN BRADLEY	34.75	1994	AUS	AUSTRALIA		DSQ 4
	II2-WILKINS CHARLES	36.93	1999	AUS			
	II2-MC GRANE RYAN	33.71	1992	AUS			
	II2-BOOYSEN RUSSELL		1995	AUS			
---	II2-MUSZYSKI JAKUB		2003	POL	POLAND		DSQ 1
	II2-GROMADA SZYMON		2003	POL			
	II2-MATUSIEWICZ BARTOSZ		1998	POL			
	II2-KRZEMIEN GRZEGORZ		1998	POL			

Results

[FFN quotation]

Final A : 4x50 Freestyle II3 Men

[Tuesday, 06/06/2023]

1.	II3-THOMPSON JAKOB	27.04	2005	AUS	AUSTRALIA	+0.68	1:50.67
	II3-HOWELLS ISAAC	30.41	2008	AUS		+0.59	
	II3-CREGAN GABRIEL	27.42	2007	AUS		+0.70	
	II3-HEJAIJ ALEXANDER	25.80	2002	AUS		+0.56	
---	II3-DUSTOW LANCE		2001	NZL	NEW ZEALAND		
	II3-PICHON TATE		1997	NZL			DSQ 1
	II3-RUSS FINN		2006	NZL			
---	II3-PARISOT AXEL	24.64	2000	FRA	FRANCE		DSQ 4
	II3-TATOLI MATTÉO	27.58	2003	FRA			
	II3-DELACOUR FLORENTIN	29.29	2005	FRA			
	II3-BARRAUD ADRIEN		2008	FRA			

Results

[FFN quotation]

Final A : 4x100 Freestyle II1 Mixt

[Tuesday, 06/06/2023]

1.	II1-SOARES DE OLIVEIRA ANA-...	1:00.62	2000	BRA	BRAZIL	+0.72	3:54.88
	II1-BRUTOS DE OLIVEIRA JOAO...	56.21	2004	BRA		+0.49	
	II1-ARIODANTE STEPHANIE	1:03.43	2000	BRA		+0.63	
	II1-BANDEIRA GABRIEL	54.62	1999	BRA		+0.25	
1.	II1-MENY JORDAN	59.03	2000	FRA	FRANCE	+0.77	4:04.67
	II1-MAURIN ESPIAU ASSYA	1:02.65	2006	FRA		+0.48	
	II1-MAILLET NATHAN	56.28	1998	FRA		+0.46	
	II1-CHEVALLIER MAELY	1:06.71	2004	FRA		+0.62	
1.	II1-DYER JARRED	58.18	2000	AUS	AUSTRALIA	+0.83	4:04.78
	II1-HINDS MADDISON	1:04.63	2005	AUS		+0.34	
	II1-THOMPSON KAEAL	1:05.39	2007	AUS		+0.64	
	II1-SISMAN DARREN	56.58	2006	AUS		+0.53	
1.	II1-FUKUI KASUMI	1:06.58	1999	JPN	JAPAN	+0.72	4:05.01
	II1-INOUE MAMI	1:05.36	1999	JPN		+0.32	
	II1-NAKAJIMA KEICHI	54.87	1998	JPN		+0.62	
	II1-SEKI KEVIN	58.20	1999	JPN		+0.49	
1.	II1-LONGARON CARRERAS ADRIAN	55.89	2001	ESP	SPAIN	+0.67	4:10.67
	II1-CORONADO TEJEDA EVA	1:02.82	1999	ESP		+0.46	
	II1-PEREZ SUAREZ LAURA	1:13.65	2001	ESP		+0.53	
	II1-LASSABER FERNANDEZ	58.31	2001	ESP		+0.41	
1.	II1-WONG HON YIN	55.99	2001	HKG	HONG KONG	+0.76	4:10.84
	II1-CHUI HO BON SAMUEL	1:01.04	2005	HKG		+0.36	
	II1-LAU CHIU YEE	1:07.68	2008	HKG		+0.60	
	II1-CHEONG SUI KEI	1:06.13	2002	HKG		+0.61	
1.	II1-SHIN HYEWON	1:01.83	2006	KOR	REPUBLIC OF KOREA	+0.80	4:22.99
	II1-KIM HYEONSEUNG	1:13.72	1999	KOR		+0.23	
	II1-KO JUNHO	59.07	2002	KOR		+0.46	
	II1-LEE DAEUN	1:08.37	2000	KOR		+0.46	
---	II1-DAVRAN DORUK	1:03.62	1994	TUR	TÜRKIYE		DSQ 4
	II1-SENTUNA DENIZ EVIN	1:15.35	2003	TUR			
	II1-AçKGöz SEÇİL	1:15.65	2001	TUR			
	II1-SEZGIN HIKMET CEM		1997	TUR			

Results

[FFN quotation]

Final A : 4x100 Freestyle II2 Mixt

[Tuesday, 06/06/2023]

---	II2-RAINER KATHARINA	2003	AUT	AUSTRIA (ÖBSV)			DSQ 1
	II1-RYBA KLAUS	1978	AUT				
	II1-SCHUMACHER JAKOB	2006	AUT				
	II1-FALK JANINA	2003	AUT				
1.	II2-GRACIA NUÑEZ GUILLERMO	1:11.64	2004	ESP	SPAIN	+0.68	5:25.22
	II2-HERNANDEZ ORTIZ CARLOS	1:20.52	1990	ESP		+0.47	
	II2-MARTINEZ DE LA RIVA CAMINO	1:24.64	1994	ESP		+0.85	
		1:28.42	1994	ESP		+0.45	
1.	II2-ANDRÉ ORTEGA-VILLAIZAN	1:26.15	2001	FRA	FRANCE	+0.89	5:35.61
	II2-LEPINE AMAURY	1:15.56	1998	FRA		+0.04	
	II2-GRAFTIAUX MARIE	1:36.76	1995	FRA		+0.30	
	II2-MATILLA Cédric	1:17.14	1995	FRA		+0.92	
1.	II2-FLORES GIOVANNI	1:19.92	1992	MEX	MEXICO	+0.90	5:40.07
	II2-ESCAMILLA MARIANA	1:30.94	1994	MEX		+0.37	
	II2-LIMON RODOLFO	1:23.13	2003	MEX		+0.51	
	II2-CAMACHO DUNIA	1:26.08	1988	MEX		+0.59	
1.	II2-DE OLIVEIRA GUSTAVO	1:20.44	2007	USA	UNITED STATES OF AMERICA	+0.93	5:45.62
	II2-SCHERDER MAGGIE	1:30.74	2002	USA		+0.40	
	II2-VAZHENIN KATHERINE	1:37.11	2003	USA		+0.38	
	II2-JURRIES JOSEPH	1:17.33	2002	USA		+0.56	
1.	II2-ROBERTS WILLIAM	1:22.04	1999	GBR	GREAT BRITAIN	+0.84	5:50.63
	II2-THOMPSON HELEN	1:28.50	2003	GBR		+0.74	
	II2-MC CRINDLE CERYS	1:35.48	2002	GBR		+0.47	
	II2-LACEY ZAC	1:24.61	2000	GBR		-0.03	
1.	II2-GROMADA SZYMON	1:27.27	2003	POL	POLAND	---	6:58.27
	II2-DZICIO ZOFIA	1:48.90	2004	POL		+0.40	
	II2-KRZEMIEN GRZEGORZ	1:44.41	1998	POL		+0.35	
	II2-SIEBIER ELBIETA	1:57.69	2004	POL		+0.42	

Results

[FFN quotation]

Final A : 4x100 Freestyle II3 Mixt

[Tuesday, 06/06/2023]

1.	II3-DREAN MAëLLYS	1:03.01	2005	FRA	FRANCE	+0.96	4:06.54
	II3-TATOLI MATTÉO	1:02.16	2003	FRA		+0.29	
	II3-ETRINGER MANON	1:06.85	2008	FRA		+0.38	
	II3-PARISOT AXEL	54.52	2000	FRA		+0.29	
1.	II3-CREGAN GABRIEL	1:01.53	2007	AUS	AUSTRALIA	+0.84	4:23.18
	II3-DABIC BEL	1:09.27	2007	AUS		+0.71	
	II3-MOORE AMELIA	1:08.29	2007	AUS		+0.58	
	II3-THOMPSON JAKOB	1:04.09	2005	AUS		+0.42	

Results

[FFN quotation]

Final A : 4x200 Freestyle II1 Men

[Wednesday, 07/06/2023]

1.	II1-CHEUNG TSUN LOK	1:59.15	2005	HKG	HONG KONG	+0.75	8:09.20
	II1-CHUI HO BON SAMUEL	2:10.79	2005	HKG		+0.38	
	II1-WONG HON YIN	2:02.48	2001	HKG		+0.59	
	II1-TANG WAI LOK	1:56.78	1997	HKG		+0.47	
2.	II1-CALTRAN VILA REAL FELIPE	2:04.49	1997	BRA	BRAZIL	+0.71	8:22.21
	II1-DOS SANTOS DUARTE ADENI...	2:13.99	2002	BRA		+0.36	
	II1-BRUTOS DE OLIVEIRA JOAO...	2:04.04	2004	BRA		+0.33	
	II1-BRUTOS DE OLIVEIRA JOAO...	1:59.69	1999	BRA		+0.56	
---	II1-BANDEIRA GABRIEL		1999	JPN	JAPAN		DSQ 1
	II1-SANDEEVIN		2005	JPN			
	II1-TSUBOI YUUKI		2005	JPN			
	II1-HASUNO TAKUTO		2001	JPN			
	II1-YAMANAKA YUKI		1997	JPN			
3.	II1-SISMAN DARREN	2:03.10	2006	AUS	AUSTRALIA	+0.72	8:27.16
	II1-ALFORD JOSHUA	2:04.91	1995	AUS		+0.52	
	II1-STEWART BAILEY	2:08.04	2001	AUS		+0.18	
	II1-DYER JARRED	2:11.11	2000	AUS		+0.40	
4.	II1-VALIENTE SERRANO MIGUEL...	2:08.10	1997	ESP	SPAIN	+0.76	8:31.17
	II1-LONGARON CARRERAS ADRIAN	2:07.78	2001	ESP		+0.16	
	II1-LONGARON CARRERAS ADRIAN	2:09.52	2000	ESP		+0.53	
	II1-CASTELL FERRETES SERGI	2:05.77	2001	ESP		+0.42	
5.	II1-BLAISE SIMON	2:15.20	1996	FRA	FRANCE	+0.77	8:55.73
	II1-MENY JORDAN	2:15.35	2000	FRA		+0.59	
	II1-MAILLET NATHAN	2:07.01	1998	FRA		+0.59	
	II1-DANIEL MATTHIS	2:18.17	1998	FRA		+0.46	
6.	II1-VOULGARAKIS ATHANASIOS	2:19.05	2004	GRE	GREECE	+0.78	9:34.05
	II1-CHASMPIS SEFERIS	2:26.97	2009	GRE		+0.61	
	II1-ARAPOGLOU DIMITRIOS	2:24.68	2004	GRE		+0.74	
	II1-DAKOUTROS CHRISTOS	2:23.35	2000	GRE		+0.55	
---	II1-KO JUNHO		2002	KOR	REPUBLIC OF KOREA		DNS
	II1-KIM MINKYU		1998	KOR			
	II1-KIM HYEONSEUNG		1999	KOR			
	II1-LEE JUYOUNG		1997	KOR			

Results

[FFN quotation]

Final A : 4x200 Freestyle I12 Men

[Wednesday, 07/06/2023]

1.	I12-ZAFFARONI PAOLO	2:51.60	1996	ITA	ITALY	+0.72	11:30.49
	I12-RONCATO GIAMMARIA	2:55.68	1995	ITA		+0.40	
	I12-SCOTTI ANDREA	2:56.57	1999	ITA		+0.39	
	I12-PICCININI FRANCESCO	2:46.64	1995	ITA		+0.37	
2.	I12-GRACIA NUÑEZ GUILLERMO	2:35.97	2004	ESP	SPAIN	+0.72	11:31.59
	I12-HERNANDEZ ORTIZ CARLOS	2:50.36	1990	ESP		+0.39	
	I12-OLMO SEDEÑO ANTONIO	3:15.53	1998	ESP		+0.22	
	I12-SERRANO CORREOSO LUIS	2:49.73	1988	ESP		+0.30	
3.	I12-DOOLAN BRADLEY	2:51.39	1994	AUS	AUSTRALIA	+0.93	11:47.70
	I12-MC GRANE RYAN	2:43.42	1992	AUS		+0.61	
	I12-BOOYSEN RUSSELL	2:58.11	1995	AUS		+0.51	
	I12-WILKINS CHARLES	3:14.78	1999	AUS		+0.98	
4.	I12-BELIG AXEL	3:14.41	1994	FRA	FRANCE	+0.79	11:49.31
	I12-COLOMBY CLÉMENT	2:56.97	1991	FRA		+0.62	
	I12-LEPINE AMAURY	2:48.72	1998	FRA		+0.12	
	I12-MATILLA CÉDRIC	2:49.21	1995	FRA		+0.00	
---	I12-LUNA JORGE	2:52.09	1996	MEX	MEXICO		DSQ 4
	I12-MARTINEZ STEVEN	3:07.86	1993	MEX			
	I12-GARCIA ISAAC	3:03.91	2004	MEX			
	I12-FLORES GIOVANNI		1992	MEX			
---	I12-MUSZYSKI JAKUB		2003	POL	POLAND		DNS dec
	I12-GROMADA SZYMON		2003	POL			
	I12-MATUSIEWICZ BARTOSZ		1998	POL			
	I12-KRZEMIEN GRZEGORZ		1998	POL			

Results

[FFN quotation]

Final A : 4x200 Freestyle II3 Men

[Wednesday, 07/06/2023]

1.	II3-TATOLI MATTéo	2:19.47	2003	FRA	FRANCE	+0.71	9:13.86
	II3-BARRAUD ADRIEN	2:27.21	2008	FRA		+0.41	
	II3-DELACOUR FLORENTIN	2:26.97	2005	FRA		+0.49	
	II3-PARISOT AXEL	2:00.21	2000	FRA		+0.65	
2.	II3-HOWELLS ISAAC	2:33.56	2008	AUS	AUSTRALIA	+0.80	9:53.67
	II3-HEJAIJ ALEXANDER	2:11.42	2002	AUS		+0.71	
	II3-THOMPSON JAKOB	2:43.89	2005	AUS		+0.77	
	II3-CREGAN GABRIEL	2:24.80	2007	AUS		+0.80	

Results

[FFN quotation]

Final A : 4x200 Freestyle Women

[Wednesday, 07/06/2023]

1.	II1-CHEUNG HO YING	2:22.41	2003	HKG	HONG KONG	+0.70	9:32.59	972 pts
	II1-LAU CHIU YEE	2:27.52	2008	HKG		+0.61		
	II1-CHEONG SUI KEI	2:23.42	2002	HKG		+0.57		
	II1-CHAN YUI LAM	2:19.24	2003	HKG		+0.68		
2.	II1-INOUE MAMI	2:20.76	1999	JPN	JAPAN	+0.78	9:34.03	966 pts
	II1-FUKUI KASUMI	2:22.39	1999	JPN		+0.21		
	II1-ANDO AYUMI	2:25.48	2000	JPN		+0.48		
	II1-WATANABE REMI	2:25.40	1993	JPN		+0.39		
3.	II1-LUCY JADE	2:20.99	1997	AUS	AUSTRALIA	+0.93	9:44.85	927 pts
	II1-BIESSE-FITTON INDIA	2:37.46	1999	AUS		+0.51		
	II1-THOMPSON KAELE	2:23.60	2007	AUS		+0.19		
	II1-HINDS MADDISON	2:22.80	2005	AUS		+0.64		
4.	II1-BORGES CARNEIRO BEATRIZ	2:25.67	1998	BRA	BRAZIL	+0.80	9:49.49	911 pts
	II1-ARIODANTE STEPHANIE	2:32.36	2000	BRA		+0.66		
	II1-BORGES CARNEIRO DEBORA	2:27.17	1998	BRA		+0.27		
	II1-SOARES DE OLIVEIRA ANA-...	2:24.29	2000	BRA		+0.49		
5.	II2-THOMPSON HELEN	3:15.31	2003	GBR	GREAT BRITAIN	---	13:42.06	274 pts
	II2-MARTIN KATHRYN	3:31.05	1998	GBR		+0.76		
	II2-RUDD-JONES JEMIMA	3:37.34	1996	GBR		+0.52		
	II2-MC CRINDLE CERYS	3:18.36	2002	GBR		+0.58		
6.	II2-RENOU CLÉO	3:07.40	2001	FRA	FRANCE	+0.92	14:01.89	236 pts
	II2-GRAFTIAUX MARIE	3:26.23	1995	FRA		+0.44		
	II2-ANDRE DELPHINE	3:39.37	1998	FRA		+0.72		
	II2-RAPICANO CARLA	3:48.89	1995	FRA		+0.45		
---	II1-NAGY TESSA		2000	USA	UNITED STATES OF AMERICA		DSQ 1	
	II1-SADOWSKI PIPER		2005	USA				
	II3-BUCK ZOIE		2006	USA				

Partial results

[FFN quotation]

Final A - II1 : 50 Freestyle Men*[Wednesday, 07/06/2023]*

1.	II1-BANDEIRA GABRIEL	1999	BRA	BRAZIL	+0.64	24.17	1161 pts
2.	II1-DOS SANTOS DUARTE ADENILSON	2002	BRA	BRAZIL	+0.60	24.66	1126 pts
3.	II1-HILLHOUSE ALEXANDER	2004	DEN	DENMARK	+0.68	24.88	1111 pts
4.	II1-MAILLET NATHAN	1998	FRA	FRANCE	+0.72	24.99	1103 pts
5.	II1-KHALILI NADER	2001	FIN	FINLAND	+0.84	25.26	1085 pts
6.	II1-TANG WAI LOK	1997	HKG	HONG KONG	+0.68	25.39	1076 pts
7.	II1-PALAZZO MISHA	2002	ITA	ITALY	+0.78	25.56	1065 pts
8.	II1-HASUNO TAKUTO	2001	JPN	JAPAN	+0.69	25.68	1056 pts

Partial results

[FFN quotation]

Final A - II1 : 50 Freestyle Women

[Wednesday, 07/06/2023]

1.	II1-SOARES DE OLIVEIRA	2000	BRA	BRAZIL	+0.62	27.42	1128 pts
2.	II1-ARIODANTE STEPHANIE	2000	BRA	BRAZIL	+0.68	28.52	1051 pts
3.	II1-MAURIN ESPIAU ASSYA	2006	FRA	FRANCE	+0.65	28.70	1039 pts
4.	II1-CHAN YUI LAM	2003	HKG	HONG KONG	+0.74	28.72	1037 pts
5.	II1-CORONADO TEJEDA EVA	1999	ESP	SPAIN	+0.76	28.80	1032 pts
6.	II1-BORGES CARNEIRO DEBORA	1998	BRA	BRAZIL	+0.70	29.07	1014 pts
7.	II1-LINDBERG PERNILLA	1994	SWE	SWEDEN	+0.77	29.77	967 pts
8.	II1-THOMPSON KAEI	2007	AUS	AUSTRALIA	+0.70	29.99	953 pts

Partial results

[FFN quotation]

Final A - II1 : 100 Butterfly Men

[Wednesday, 07/06/2023]

1.	II1-BANDEIRA GABRIEL	1999	BRA	BRAZIL	+0.64	56.14	1209 pts
50 m :	26.40 (26.40)	100 m :	56.14 (29.74)	[56.14]			
2.	II1-HILLHOUSE ALEXANDER	2004	DEN	DENMARK	+0.71	56.21	1207 pts
50 m :	26.52 (26.52)	100 m :	56.21 (29.69)	[56.21]			
3.	II1-CHO WONSANG	1992	KOR	REPUBLIC OF KOREA	+0.65	58.30	1145 pts
50 m :	26.49 (26.49)	100 m :	58.30 (31.81)	[58.30]			
4.	II1-NAKAJIMA KEICHI	1998	JPN	JAPAN	+0.63	58.62	1136 pts
50 m :	26.86 (26.86)	100 m :	58.62 (31.76)	[58.62]			
5.	II1-LEE INKOOK	1995	KOR	REPUBLIC OF KOREA	+0.69	58.89	1128 pts
50 m :	26.87 (26.87)	100 m :	58.89 (32.02)	[58.89]			
6.	II1-JONSSON ROBERT ISAK	2001	ISL	ICELAND	+0.66	59.33	1116 pts
50 m :	27.13 (27.13)	100 m :	59.33 (32.20)	[59.33]			
7.	II1-LONGARON CARRERAS ADRIAN	2001	ESP	SPAIN	+0.65	1:01.36	1058 pts
50 m :	28.05 (28.05)	100 m :	1:01.36 (33.31)	[1:01.36]			
8.	II1-CHEUNG TSUN LOK	2005	HKG	HONG KONG	+0.82	1:04.72	966 pts
50 m :	30.25 (30.25)	100 m :	1:04.72 (34.47)	[1:04.72]			

Partial results

[FFN quotation]

Final A - II1 : 100 Butterfly Women

[Wednesday, 07/06/2023]

1.	II1-CHAN YUI LAM	2003	HKG	HONG KONG	+0.76	1:05.37	1130 pts
50 m :	30.96 (30.96)	100 m :	1:05.37 (34.41)	[1:05.37]			
2.	II1-FALK JANINA	2003	AUT	AUSTRIA (ÖBSV)	+0.81	1:10.06	1002 pts
50 m :	32.79 (32.79)	100 m :	1:10.06 (37.27)	[1:10.06]			
3.	II1-CORONADO TEJEDA EVA	1999	ESP	SPAIN	+0.74	1:11.02	977 pts
50 m :	32.46 (32.46)	100 m :	1:11.02 (38.56)	[1:11.02]			
4.	II1-INOUE MAMI	1999	JPN	JAPAN	+0.77	1:12.76	932 pts
50 m :	33.84 (33.84)	100 m :	1:12.76 (38.92)	[1:12.76]			
5.	II1-CHEUNG HO YING	2003	HKG	HONG KONG	+0.71	1:13.28	919 pts
50 m :	34.38 (34.38)	100 m :	1:13.28 (38.90)	[1:13.28]			
6.	II1-LINDBERG PERNILLA	1994	SWE	SWEDEN	+0.77	1:14.19	896 pts
50 m :	34.11 (34.11)	100 m :	1:14.19 (40.08)	[1:14.19]			
7.	II1-WATANABE REMI	1993	JPN	JAPAN	+0.85	1:15.79	857 pts
50 m :	34.47 (34.47)	100 m :	1:15.79 (41.32)	[1:15.79]			
8.	II1-MARCHI GIORGIA	2001	ITA	ITALY	+0.71	1:17.24	822 pts
50 m :	35.68 (35.68)	100 m :	1:17.24 (41.56)	[1:17.24]			

Partial results

[FFN quotation]

Final A - I12 : 50 Freestyle Men

[Wednesday, 07/06/2023]

1.	I12-PEREIRA VICENTE	2005	POR	PORTUGAL	+0.78	29.59	809 pts
2.	I12-GRACIA NUÑEZ GUILLERMO	2004	ESP	SPAIN	+0.71	29.82	796 pts
3.	I12-AIMORÉ CAIQUE	1992	BRA	BRAZIL	+0.74	30.01	785 pts
4.	I12-JURRIES JOSEPH	2002	USA	UNITED STATES OF AMERICA	+0.86	32.50	647 pts
5.	I12-ZAFFARONI PAOLO	1996	ITA	ITALY	+0.72	32.65	639 pts
6.	I12-LEPINE AMAURY	1998	FRA	FRANCE	+0.74	32.79	631 pts
7.	I12-MATILLA CÉDRIC	1995	FRA	FRANCE	---	32.92	625 pts
8.	I12-PINNERUP NIS HEIDE	1991	DEN	DENMARK	+0.69	34.52	544 pts

Partial results

[FFN quotation]

Final A - II2 : 50 Freestyle Women

[Wednesday, 07/06/2023]

1.	II2-SCHERDER MAGGIE	2002	USA	UNITED STATES OF AMERICA	+0.86	36.51	575 pts
2.	II2-MARTINEZ DE LA RIVA CAMINO	1994	ESP	SPAIN	+0.84	36.82	559 pts
3.	II2-AGUDO ORTEGA-VILLAIZAN IRIS	1994	ESP	SPAIN	+0.76	38.05	500 pts
4.	II2-RENOU CLÉO	2001	FRA	FRANCE	+0.91	38.24	491 pts
5.	II2-CAMACHO DUNIA	1988	MEX	MEXICO	+0.99	38.38	484 pts
6.	II2-ESCAMILLA MARIANA	1994	MEX	MEXICO	---	38.54	477 pts
7.	II2-MARTINEZ AGUSTIN MARTA	1987	ESP	SPAIN	---	39.69	425 pts
8.	II2-ALLEN LIZZIE	2004	GBR	GREAT BRITAIN	+0.91	42.17	324 pts

Partial results

[FFN quotation]

Final A - I12 : 100 Butterfly Men

[Wednesday, 07/06/2023]

1.	I12-PEREIRA VICENTE	2005	POR	PORTUGAL	+0.79	1:13.57	744 pts
50 m :	34.41 (34.41)	100 m :	1:13.57 (39.16)	[1:13.57]			
2.	I12-LACEY ZAC	2000	GBR	GREAT BRITAIN	+0.96	1:19.11	620 pts
50 m :	36.80 (36.80)	100 m :	1:19.11 (42.31)	[1:19.11]			
3.	I12-HERNANDEZ ORTIZ CARLOS	1990	ESP	SPAIN	+0.92	1:19.46	612 pts
50 m :	35.69 (35.69)	100 m :	1:19.46 (43.77)	[1:19.46]			
4.	I12-SCOTTI ANDREA	1999	ITA	ITALY	+0.95	1:21.36	573 pts
50 m :	37.05 (37.05)	100 m :	1:21.36 (44.31)	[1:21.36]			
5.	I12-BOOYSEN RUSSELL	1995	AUS	AUSTRALIA	+0.88	1:23.14	537 pts
50 m :	37.00 (37.00)	100 m :	1:23.14 (46.14)	[1:23.14]			
6.	I12-MARTINEZ STEVEN	1993	MEX	MEXICO	---	1:24.41	512 pts
50 m :	37.00 (37.00)	100 m :	1:24.41 (47.41)	[1:24.41]			
7.	I12-GROMADA SZYMON	2003	POL	POLAND	+0.85	1:38.71	271 pts
50 m :	42.07 (42.07)	100 m :	1:38.71 (56.64)	[1:38.71]			
---	I12-BELIG AXEL	1994	FRA	FRANCE		DSQ	

Partial results

[FFN quotation]

Final A - II2 : 100 Butterfly Women

[Wednesday, 07/06/2023]

1.	II2-MORISHITA AYAKO	1997	JPN	JAPAN	+0.90	1:35.20	449 pts
50 m :	44.87 (44.87)	100 m :	1:35.20 (50.33)	[1:35.20]			
2.	II2-RENOU CLÉO	2001	FRA	FRANCE	+0.85	1:37.95	401 pts
50 m :	42.49 (42.49)	100 m :	1:37.95 (55.46)	[1:37.95]			
3.	II2-ALVARADO MELISSA	1998	MEX	MEXICO	+0.92	1:41.83	339 pts
50 m :	46.51 (46.51)	100 m :	1:41.83 (55.32)	[1:41.83]			
4.	II2-CORTES MURCIA YEIMY CAROLINA	1997	COL	COLOMBIA	+0.86	1:44.50	299 pts
50 m :	49.47 (49.47)	100 m :	1:44.50 (55.03)	[1:44.50]			
5.	II2-RUDD-JONES JEMIMA	1996	GBR	GREAT BRITAIN	+0.63	1:46.93	265 pts
50 m :	50.30 (50.30)	100 m :	1:46.93 (56.63)	[1:46.93]			
6.	II2-BERGQUIST LAUREN	1999	USA	UNITED STATES OF AMERICA	+0.99	2:04.50	80 pts
50 m :	51.06 (51.06)	100 m :	2:04.50 (1:13.44)	[2:04.50]			

Results

[FFN quotation]

Final A - I13 : 50 Freestyle Men*[Wednesday, 07/06/2023]*

1.	I13-PARISOT AXEL	2000	FRA	FRANCE	+0.75	24.58	1132 pts
2.	I13-HEJAIJ ALEXANDER	2002	AUS	AUSTRALIA	+0.70	25.65	1058 pts
3.	I13-FALCHI MATTEO	1998	ITA	ITALY	+0.75	26.91	975 pts
4.	I13-THOMPSON JAKOB	2005	AUS	AUSTRALIA	+0.65	26.96	972 pts
5.	I13-MINNAI FEDERICO FRANCESCO	2005	ITA	ITALY	+0.71	27.25	953 pts
6.	I13-CASARA FEDERICO	2002	ITA	ITALY	+0.81	27.51	937 pts
7.	I13-LANDA ALVIN VOLF	2008	ISR	ISRAEL	+0.79	27.56	933 pts
8.	I13-WONDAFEREW DANIEL	2001	USA	UNITED STATES OF AMERICA	+0.73	28.51	874 pts

Results

[FFN quotation]

Final A - I13 : 50 Freestyle Women

[Wednesday, 07/06/2023]

1.	I13-DREAN MAËLLYS	2005	FRA	FRANCE	+0.88	29.20	1005 pts
2.	I13-MOORE AMELIA	2007	AUS	AUSTRALIA	+0.71	30.45	923 pts
3.	I13-ETRINGER MANON	2008	FRA	FRANCE	+0.78	30.51	919 pts
4.	I13-DABIC BEL	2007	AUS	AUSTRALIA	+0.91	31.91	832 pts
5.	I13-BUCK ZOIE	2006	USA	UNITED STATES OF AMERICA	+0.94	33.84	718 pts
6.	I13-DAVADOTTIR SIGNA VAR	1998	FAR	FAROE ISLANDS	+0.83	35.22	642 pts
7.	I13-WATSON GENEVIEVE	2002	NZL	NEW ZEALAND	+0.96	37.29	536 pts

Results

[FFN quotation]

Final A - I13 : 100 Butterfly Men

[Wednesday, 07/06/2023]

1.	I13-HEJAIJ ALEXANDER	2002	AUS	AUSTRALIA	+0.73	1:00.90	1071 pts
50 m :	27.95 (27.95)	100 m :	1:00.90 (32.95)	[1:00.90]			
2.	I13-KRISTMANNSSON SNAEVAR ORN	2006	ISL	ICELAND	+0.83	1:03.30	1005 pts
50 m :	29.47 (29.47)	100 m :	1:03.30 (33.83)	[1:03.30]			
3.	I13-DANIELSEN MARIUS	2005	DEN	DENMARK	+0.82	1:05.60	943 pts
50 m :	30.43 (30.43)	100 m :	1:05.60 (35.17)	[1:05.60]			
4.	I13-CASARA FEDERICO	2002	ITA	ITALY	+0.80	1:07.59	891 pts
50 m :	31.22 (31.22)	100 m :	1:07.59 (36.37)	[1:07.59]			
5.	I13-BITTANE NATIV SHLOMO	2008	ISR	ISRAEL	+0.77	1:08.38	871 pts
50 m :	30.65 (30.65)	100 m :	1:08.38 (37.73)	[1:08.38]			
6.	I13-CREGAN GABRIEL	2007	AUS	AUSTRALIA	+0.80	1:09.40	845 pts
50 m :	31.73 (31.73)	100 m :	1:09.40 (37.67)	[1:09.40]			
7.	I13-BARRAUD ADRIEN	2008	FRA	FRANCE	+0.65	1:10.25	824 pts
50 m :	31.96 (31.96)	100 m :	1:10.25 (38.29)	[1:10.25]			
8.	I13-VIVAS GUERRERO NICOLAS	2004	COL	COLOMBIA	+0.65	1:10.99	806 pts
50 m :	33.25 (33.25)	100 m :	1:10.99 (37.74)	[1:10.99]			

Results

[FFN quotation]

Final A - I13 : 100 Butterfly Women

[Wednesday, 07/06/2023]

1.	I13-RASMUSSEN MARIA KJER	2007	DEN	DENMARK	+0.74	1:19.10	778 pts
50 m :	36.31 (36.31)	100 m :	1:19.10 (42.79)	[1:19.10]			
2.	I13-HOWELLS GABRIELLA	2003	AUS	AUSTRALIA	+0.77	1:19.68	764 pts
50 m :	36.73 (36.73)	100 m :	1:19.68 (42.95)	[1:19.68]			
3.	I13-MOORE AMELIA	2007	AUS	AUSTRALIA	+0.77	1:22.53	700 pts
50 m :	36.43 (36.43)	100 m :	1:22.53 (46.10)	[1:22.53]			
4.	I13-DAVADOTTIR SIGNA VAR	1998	FAR	FAROE ISLANDS	+0.86	1:26.08	624 pts
50 m :	40.14 (40.14)	100 m :	1:26.08 (45.94)	[1:26.08]			
5.	I13-ANDIDERO CHIARA	2003	ITA	ITALY	+0.85	1:26.69	611 pts
50 m :	39.67 (39.67)	100 m :	1:26.69 (47.02)	[1:26.69]			
6.	I13-BUCK ZOIE	2006	USA	UNITED STATES OF AMERICA	+0.95	1:34.06	469 pts
50 m :	43.74 (43.74)	100 m :	1:34.06 (50.32)	[1:34.06]			

Results

[FFN quotation]

Prelims : 50 Freestyle Men

[Wednesday, 07/06/2023]

1.	II1-DOS SANTOS DUARTE ADENILSON	2002	BRA	BRAZIL	+0.65	24.78	1118 pts
2.	II1-BANDEIRA GABRIEL	1999	BRA	BRAZIL	+0.67	25.05	1099 pts
3.	II1-HILLHOUSE ALEXANDER	2004	DEN	DENMARK	+0.67	25.22	1088 pts
4.	II1-TANG WAI LOK	1997	HKG	HONG KONG	+0.69	25.31	1082 pts
5.	II1-KHALILI NADER	2001	FIN	FINLAND	+0.85	25.40	1075 pts
6.	II1-MAILLET NATHAN	1998	FRA	FRANCE	+0.79	25.43	1073 pts
7.	II3-PARISOT AXEL	2000	FRA	FRANCE	+0.72	25.44	1073 pts
8.	II1-PALAZZO MISHA	2002	ITA	ITALY	+0.85	25.51	1068 pts
9.	II1-HASUNO TAKUTO	2001	JPN	JAPAN	+0.68	25.52	1067 pts
10.	II1-TSUBOI YUUKI	2005	JPN	JAPAN	+0.67	25.55	1065 pts
11.	II1-SHIH MIN-HSUAN	1997	TPE	CHINESE TAIPEI	+0.76	25.57	1064 pts
12.	II1-LUIZ BENTO DA SILVA FILHO ANDRE	1996	BRA	BRAZIL	+0.69	25.59	1063 pts
13.	II1-LONGARON CARRERAS ADRIAN	2001	ESP	SPAIN	+0.64	25.65	1058 pts
14.	II1-VALIENTE SERRANO MIGUEL ANGEL	1997	ESP	SPAIN	+0.75	25.92	1040 pts
15.	II3-HEJAIJ ALEXANDER	2002	AUS	AUSTRALIA	+0.77	26.11	1028 pts
16.	II1-SEKI KEVIN	1999	JPN	JAPAN	+0.75	26.24	1019 pts
17.	II1-KOWALIK ANDRZEJ	2006	POL	POLAND	+0.74	26.58	997 pts
18.	II1-MOLINA MEDINA NICOLAS	1997	COL	COLOMBIA	+0.82	26.62	994 pts
19.	II1-WONG HON YIN	2001	HKG	HONG KONG	+0.86	26.67	991 pts
20.	II1-LABRADOR FERNANDEZ JAVIER	2001	ESP	SPAIN	+0.78	26.81	982 pts
21.	II1-DYER JARRED	2000	AUS	AUSTRALIA	+0.86	26.84	980 pts
22.	II1-STEWART BAILEY	2001	AUS	AUSTRALIA	+0.76	26.92	974 pts
23.	II1-MENY JORDAN	2000	FRA	FRANCE	+0.78	26.99	970 pts
24.	II3-FALCHI MATTEO	1998	ITA	ITALY	+0.77	27.25	953 pts
25.	II1-PARMENTIER AYMERIC	1993	BEL	BELGIUM	+0.74	27.29	951 pts
26.	II1-MESSENCE ENZO	2005	POR	PORTUGAL	+0.78	27.30	950 pts
27.	II1-ALFORD JOSHUA	1995	AUS	AUSTRALIA	+0.89	27.35	947 pts
27.	II3-THOMPSON JAKOB	2005	AUS	AUSTRALIA	+0.83	27.35	947 pts
29.	II3-CASARA FEDERICO	2002	ITA	ITALY	+0.79	27.55	934 pts
30.	II3-MINNAI FEDERICO FRANCESCO	2005	ITA	ITALY	+0.71	27.59	932 pts
31.	II1-PARRAGA DUEÑAS MIGUEL ANGEL	2002	ECU	ECUADOR	+0.79	27.63	929 pts
32.	II3-LANDA ALVIN VOLF	2008	ISR	ISRAEL	+0.82	27.74	922 pts
33.	II1-KIM HYEONSEUNG	1999	KOR	REPUBLIC OF KOREA	+0.74	27.88	913 pts
34.	II1-LEIB RICHARD	2004	EST	ESTONIA	+0.75	27.91	911 pts
35.	II1-SCHUMACHER JAKOB	2006	AUT	AUSTRIA (ÖBSV)	+0.81	27.95	909 pts
36.	II1-KIM MINKYU	1998	KOR	REPUBLIC OF KOREA	+0.77	28.05	903 pts
37.	II1-CHUI HO BON SAMUEL	2005	HKG	HONG KONG	+0.66	28.14	897 pts
38.	II3-WONDAFEREW DANIEL	2001	USA	UNITED STATES OF AMERICA	+0.70	28.25	890 pts
39.	II1-PREMUS DANILO	2007	CRO	CROATIA	+0.97	28.39	882 pts
40.	II3-RUSS FINN	2006	NZL	NEW ZEALAND	+0.79	28.46	877 pts
41.	II3-TATOLI MATTÉO	2003	FRA	FRANCE	+0.74	28.49	875 pts
42.	II1-ARAPOGLOU DIMITRIOS	2004	GRE	GREECE	+0.76	28.58	870 pts
43.	II3-KRISTMANNSSON SNAEVAR ORN	2006	ISL	ICELAND	+0.86	28.60	869 pts
44.	II1-RUIZ JUAN	2007	MEX	MEXICO	+0.80	28.76	859 pts
45.	II1-DUARTE SAMUEL	2004	POR	PORTUGAL	+0.74	28.85	853 pts
46.	II1-SEZGIN HIKMET CEM	1997	TUR	TÜRKIYE	+0.89	29.27	828 pts
47.	II1-BUGLER JACK	2002	NZL	NEW ZEALAND	+0.79	29.29	827 pts
48.	II1-CONLON BAILEY	2005	NZL	NEW ZEALAND	+0.80	29.35	823 pts
49.	II1-HUSSEIN AHMED	2001	EGY	EGYPT	+0.95	29.60	809 pts
50.	II2-PEREIRA VICENTE	2005	POR	PORTUGAL	+0.76	29.87	793 pts
51.	II1-CHOI CHI HOU	2004	MAC	MACAU	+0.81	30.20	774 pts

Results

(Next) Prelims : 50 Freestyle Men
[Wednesday, 07/06/2023]

52.	II3-DELACOUR FLORENTIN	2005	FRA	FRANCE	+0.86	30.58	752 pts
53.	II1-SOU CHI NGAI	1997	MAC	MACAU	---	30.65	748 pts
54.	II2-AIMORÉ CAIQUE	1992	BRA	BRAZIL	---	31.03	726 pts
55.	II3-HOLUB JAN	2000	CZE	CZECH REPUBLIC	+0.85	31.40	706 pts
56.	II3-DUSTOW LANCE	2001	NZL	NEW ZEALAND	+0.91	31.44	704 pts
57.	II2-GRACIA NUÑEZ GUILLERMO	2004	ESP	SPAIN	+0.74	31.48	702 pts
58.	II1-RYBA KLAUS	1978	AUT	AUSTRIA (ÖBSV)	+0.86	31.88	680 pts
59.	II1-JOHANSEN FREDERIK	2002	DEN	DENMARK	+0.84	31.90	679 pts
60.	II3-WONG CHI KIN	2006	MAC	MACAU	+0.75	31.98	674 pts
61.	II3-PICHON TATE	1997	NZL	NEW ZEALAND	---	32.31	657 pts
62.	II2-JURRIES JOSEPH	2002	USA	UNITED STATES OF AMERICA	+0.84	32.96	623 pts
63.	II2-ZAFFARONI PAOLO	1996	ITA	ITALY	+0.69	33.03	619 pts
64.	II2-LEPINE AMAURY	1998	FRA	FRANCE	+0.76	33.17	612 pts
65.	II2-MATILLA CÉDRIC	1995	FRA	FRANCE	---	33.55	592 pts
66.	II2-PINNERUP NIS HEIDE	1991	DEN	DENMARK	+0.63	33.98	571 pts
67.	II2-RONCATO GIAMMARIA	1995	ITA	ITALY	+0.85	34.03	568 pts
67.	II2-TÖTT ERIC	1992	EST	ESTONIA	+0.81	34.03	568 pts
69.	II2-BOOYSEN RUSSELL	1995	AUS	AUSTRALIA	+0.80	34.21	560 pts
70.	II2-DOOLAN BRADLEY	1994	AUS	AUSTRALIA	+0.84	34.95	524 pts
71.	II2-BELIG AXEL	1994	FRA	FRANCE	+0.80	35.03	520 pts
72.	II2-DE OLIVEIRA GUSTAVO	2007	USA	UNITED STATES OF AMERICA	+0.90	35.11	516 pts
73.	II2-MATOS DIOGO	1999	POR	PORTUGAL	+0.85	35.38	504 pts
74.	II3-HO SENG HIN	1993	MAC	MACAU	+0.56	36.26	463 pts
75.	II2-ROBERTS WILLIAM	1999	GBR	GREAT BRITAIN	+0.80	36.43	456 pts
76.	II2-MELO JOSE ENRIQUE	1989	MEX	MEXICO	+0.93	36.46	455 pts
77.	II2-GARCIA ISAAC	2004	MEX	MEXICO	---	36.57	450 pts
78.	II2-LOIK KASPAR-PAUL	2001	EST	ESTONIA	+0.99	36.70	444 pts
79.	II2-WILKINS CHARLES	1999	AUS	AUSTRALIA	+0.80	36.73	443 pts
80.	II3-ORDABAY DASTAN	2007	KAZ	KAZAKHSTAN	---	36.81	439 pts
81.	II2-MUSZYSKI JAKUB	2003	POL	POLAND	+0.79	37.86	395 pts
82.	II2-GROMADA SZYMON	2003	POL	POLAND	+0.82	38.10	385 pts
83.	II2-BLAKE JOSEPH	2001	NZL	NEW ZEALAND	---	38.12	384 pts
84.	II2-WILLEMS LUKA	2002	NZL	NEW ZEALAND	---	38.23	380 pts
85.	II3-ALPAMYS AMIR	2004	KAZ	KAZAKHSTAN	---	39.06	347 pts
86.	II2-KRZEMIEN GRZEGORZ	1998	POL	POLAND	+0.97	45.41	145 pts
---	II1 - SHIH MIN-HSUAN	2000	TPE	CHINESE TAIPEI			DEL
---	II1-ASLAN MERT	1998	TUR	TÜRKIYE			DNS dec
---	II1-BOLIVAR GIL JOSE DE NAZARETH	2007	VEN	VENEZUELA			DNS dec
---	II1-PARMENTIER AYMERIC	1993	AUT	BELGIUM			DNS dec
---	II1-SATO YUTO	1999	JPN	JAPAN			DNS dec
---	II1-YZARRA GONZÁLEZ OSWALD FERNANDO	1990	VEN	VENEZUELA			DNS dec

Results

[FFN quotation]

Prelims : 50 Freestyle Women

[Wednesday, 07/06/2023]

1.	II1-SOARES DE OLIVEIRA	2000	BRA	BRAZIL	+0.62	27.69	1109 pts
2.	II1-MAURIN ÉSPIAU ASSYA	2006	FRA	FRANCE	+0.67	29.01	1018 pts
3.	II1-CORONADO TEJEDA EVA	1999	ESP	SPAIN	+0.79	29.13	1010 pts
4.	II1-ARIODANTE STEPHANIE	2000	BRA	BRAZIL	+0.67	29.18	1006 pts
5.	II1-BORGES CARNEIRO DEBORA	1998	BRA	BRAZIL	+0.70	29.42	990 pts
6.	II3-DREAN MAËLLYS	2005	FRA	FRANCE	+0.89	29.52	984 pts
7.	II1-THOMPSON KAEAL	2007	AUS	AUSTRALIA	+0.68	29.58	980 pts
8.	II1-LINDBERG PERNILLA	1994	SWE	SWEDEN	+0.74	29.80	965 pts
9.	II1-CHAN YUI LAM	2003	HKG	HONG KONG	+0.72	29.84	963 pts
10.	II1-FUKUI KASUMI	1999	JPN	JAPAN	+0.73	30.16	942 pts
11.	II1-FALK JANINA	2003	AUT	AUSTRIA (ÖBSV)	+0.96	30.17	941 pts
12.	II1-TUNG YI-AN	1999	TPE	CHINESE TAIPEI	+0.75	30.37	928 pts
13.	II3-MOORE AMELIA	2007	AUS	AUSTRALIA	+0.77	30.38	928 pts
14.	II3-ETRINGER MANON	2008	FRA	FRANCE	+0.79	30.51	919 pts
15.	II1-HINDS MADDISON	2005	AUS	AUSTRALIA	+0.87	30.56	916 pts
16.	II1-IPUS MARTINEZ LAURA SOFIA	2002	COL	COLOMBIA	+0.80	30.60	913 pts
17.	II1-CHEONG SUI KEI	2002	HKG	HONG KONG	+0.78	31.33	867 pts
18.	II3-DABIC BEL	2007	AUS	AUSTRALIA	+0.87	31.48	858 pts
19.	II1-DAVIS AIRLIE	2006	AUS	AUSTRALIA	+0.76	31.66	847 pts
20.	II1-MARCHI GIORGIA	2001	ITA	ITALY	+0.75	31.76	841 pts
21.	II1-SAYER RYLEE	2008	NZL	NEW ZEALAND	+0.81	31.96	829 pts
22.	II1-SADOWSKI PIPER	2005	USA	UNITED STATES OF AMERICA	+0.79	33.08	762 pts
23.	II3-BUCK ZOIE	2006	USA	UNITED STATES OF AMERICA	+0.90	33.41	743 pts
24.	II1-SENTUNA DENIZ EVIN	2003	TUR	TÜRKIYE	+0.78	33.73	724 pts
25.	II1-THRSTARDOTTIR ANNA ROSA	2004	ISL	ICELAND	+0.88	34.49	682 pts
26.	II3-DAVADOTTIR SIGNA VAR	1998	FAR	FAROE ISLANDS	+0.85	35.76	614 pts
27.	II1-AçKGöz SEÇİL	2001	TUR	TÜRKIYE	+0.82	36.32	585 pts
28.	II2-SCHERDER MAGGIE	2002	USA	UNITED STATES OF AMERICA	---	37.81	511 pts
29.	II1-STEPHENSON ELLEN	2004	GBR	GREAT BRITAIN	+0.92	38.22	492 pts
30.	II2-AGUDO ORTEGA-VILLAIZAN IRIS	1994	ESP	SPAIN	+0.81	38.91	460 pts
31.	II3-WATSON GENEVIEVE	2002	NZL	NEW ZEALAND	+0.97	39.11	451 pts
32.	II2-MARTINEZ AGUSTIN MARTA	1987	ESP	SPAIN	---	39.13	450 pts
33.	II2-RENOU CLÉO	2001	FRA	FRANCE	+0.91	39.24	445 pts
34.	II2-ESCAMILLA MARIANA	1994	MEX	MEXICO	+0.86	39.26	444 pts
35.	II2-MARTINEZ DE LA RIVA CAMINO	1994	ESP	SPAIN	---	39.29	443 pts
36.	II2-CAMACHO DUNIA	1988	MEX	MEXICO	---	39.44	436 pts
37.	II2-ALLEN LIZZIE	2004	GBR	GREAT BRITAIN	+0.91	41.56	348 pts
38.	II2-MC CRINDLE CERY S	2002	GBR	GREAT BRITAIN	+0.77	42.13	325 pts
39.	II2-RATTUR KEIRA	2005	EST	ESTONIA	---	42.34	318 pts
40.	II2-MARKIDI FAIDRA	1999	GRE	GREECE	+0.73	43.03	292 pts
41.	II1-NAGY TESSA	2000	USA	UNITED STATES OF AMERICA	+0.84	43.68	269 pts
42.	II2-BERGQUIST LAUREN	1999	USA	UNITED STATES OF AMERICA	---	43.79	265 pts
43.	II2-DONOGHUE MELISSA	1987	NZL	NEW ZEALAND	---	44.33	247 pts
44.	II2-VAZHENIN KATHERINE	2003	USA	UNITED STATES OF AMERICA	+0.92	44.80	232 pts
45.	II2-MARTIN KATHRYN	1998	GBR	GREAT BRITAIN	+0.98	45.24	218 pts
46.	II2-ANTUNES KELLY	1981	BRA	BRAZIL	---	46.68	175 pts
47.	II2-DZICIO ZOFIA	2004	POL	POLAND	+0.75	49.42	107 pts
48.	II2-MIJOLOVIC LUCIJA	1994	CRO	CROATIA	+0.99	49.51	105 pts
49.	II2-PINJUH MARIJA	1996	CRO	CROATIA	---	50.83	78 pts
---	II2-RAINER KATHARINA	2003	AUT	AUSTRIA (ÖBSV)	---	DSQ	
---	II1-SU AN-YEN	1999	TPE	CHINESE TAIPEI	---	DEL	

Results

[FFN quotation]

Prelims : 100 Butterfly Men

[Wednesday, 07/06/2023]

1.	II1-HILLHOUSE ALEXANDER	2004	DEN	DENMARK	+0.68	57.39	1172 pts
50 m :	26.63 (26.63)	100 m :	57.39 (30.76)	[57.39]			
2.	II1-BANDEIRA GABRIEL	1999	BRA	BRAZIL	+0.66	58.37	1143 pts
50 m :	27.19 (27.19)	100 m :	58.37 (31.18)	[58.37]			
3.	II1-CHO WONSANG	1992	KOR	REPUBLIC OF KOREA	+0.65	58.65	1135 pts
50 m :	26.71 (26.71)	100 m :	58.65 (31.94)	[58.65]			
4.	II1-NAKAJIMA KEICHI	1998	JPN	JAPAN	+0.65	59.30	1117 pts
50 m :	26.88 (26.88)	100 m :	59.30 (32.42)	[59.30]			
5.	II1-LEE INKOOK	1995	KOR	REPUBLIC OF KOREA	+0.69	59.44	1113 pts
50 m :	26.99 (26.99)	100 m :	59.44 (32.45)	[59.44]			
6.	II1-JONSSON ROBERT ISAK	2001	ISL	ICELAND	+0.64	59.61	1108 pts
50 m :	27.86 (27.86)	100 m :	59.61 (31.75)	[59.61]			
7.	II1-LONGARON CARRERAS ADRIAN	2001	ESP	SPAIN	+0.63	1:00.72	1076 pts
50 m :	27.62 (27.62)	100 m :	1:00.72 (33.10)	[1:00.72]			
8.	II1-CHEUNG TSUN LOK	2005	HKG	HONG KONG	+0.77	1:01.42	1056 pts
50 m :	29.23 (29.23)	100 m :	1:01.42 (32.19)	[1:01.42]			
9.	II1-DOS SANTOS DUARTE ADENILSON	2002	BRA	BRAZIL	+0.62	1:01.50	1054 pts
50 m :	27.96 (27.96)	100 m :	1:01.50 (33.54)	[1:01.50]			
10.	II1-KO JUNHO	2002	KOR	REPUBLIC OF KOREA	+0.68	1:01.69	1049 pts
50 m :	28.72 (28.72)	100 m :	1:01.69 (32.97)	[1:01.69]			
10.	II3-HEJAIJ ALEXANDER	2002	AUS	AUSTRALIA	+0.76	1:01.69	1049 pts
50 m :	28.92 (28.92)	100 m :	1:01.69 (32.77)	[1:01.69]			
12.	II1-DYER JARRED	2000	AUS	AUSTRALIA	+0.82	1:02.24	1034 pts
50 m :	29.02 (29.02)	100 m :	1:02.24 (33.22)	[1:02.24]			
13.	II1-KHALILI NADER	2001	FIN	FINLAND	+0.81	1:03.13	1009 pts
50 m :	28.93 (28.93)	100 m :	1:03.13 (34.20)	[1:03.13]			
14.	II1-STEWART BAILEY	2001	AUS	AUSTRALIA	+0.79	1:04.06	984 pts
50 m :	29.34 (29.34)	100 m :	1:04.06 (34.72)	[1:04.06]			
15.	II1-KOWALIK ANDRZEJ	2006	POL	POLAND	+0.81	1:04.27	978 pts
50 m :	30.00 (30.00)	100 m :	1:04.27 (34.27)	[1:04.27]			
16.	II1-CALTRAN VILA REAL FELIPE	1997	BRA	BRAZIL	+0.68	1:04.61	969 pts
50 m :	29.68 (29.68)	100 m :	1:04.61 (34.93)	[1:04.61]			
17.	II1-SHIH MIN-HSUAN	1997	TPE	CHINESE TAIPEI	+0.76	1:04.74	966 pts
50 m :	29.35 (29.35)	100 m :	1:04.74 (35.39)	[1:04.74]			
18.	II3-KRISTMANSSON SNAEVAR ORN	2006	ISL	ICELAND	+0.92	1:05.04	958 pts
50 m :	30.55 (30.55)	100 m :	1:05.04 (34.49)	[1:05.04]			
19.	II3-DANIELSEN MARIUS	2005	DEN	DENMARK	+0.81	1:05.79	938 pts
50 m :	30.89 (30.89)	100 m :	1:05.79 (34.90)	[1:05.79]			
20.	II1-HUI KA CHUN	2001	HKG	HONG KONG	+0.80	1:06.29	925 pts
50 m :	29.85 (29.85)	100 m :	1:06.29 (36.44)	[1:06.29]			
21.	II1-SISMAN DARREN	2006	AUS	AUSTRALIA	+0.74	1:06.70	914 pts
50 m :	30.55 (30.55)	100 m :	1:06.70 (36.15)	[1:06.70]			
22.	II1-PARMENTIER AYMERIC	1993	BEL	BELGIUM	+0.72	1:07.63	890 pts
50 m :	29.97 (29.97)	100 m :	1:07.63 (37.66)	[1:07.63]			
23.	II1-PARRAGA DUEÑAS MIGUEL ANGEL	2002	ECU	ECUADOR	+0.82	1:08.00	881 pts
50 m :	31.14 (31.14)	100 m :	1:08.00 (36.86)	[1:08.00]			
24.	II1-CHUI HO BON SAMUEL	2005	HKG	HONG KONG	+0.65	1:08.56	866 pts
50 m :	31.28 (31.28)	100 m :	1:08.56 (37.28)	[1:08.56]			
25.	II3-CASARA FEDERICO	2002	ITA	ITALY	+0.80	1:08.63	865 pts
50 m :	31.67 (31.67)	100 m :	1:08.63 (36.96)	[1:08.63]			
26.	II1-RUIZ JUAN	2007	MEX	MEXICO	+0.77	1:09.03	854 pts
50 m :	30.94 (30.94)	100 m :	1:09.03 (38.09)	[1:09.03]			
27.	II3-BITTANE NATIV SHLOMO	2008	ISR	ISRAEL	+0.79	1:09.78	836 pts
50 m :	31.78 (31.78)	100 m :	1:09.78 (38.00)	[1:09.78]			
28.	II1-DAVRAN DORUK	1994	TUR	TÜRKIYE	+0.83	1:09.85	834 pts
50 m :	31.62 (31.62)	100 m :	1:09.85 (38.23)	[1:09.85]			
29.	II1-MESSENCE ENZO	2005	POR	PORTUGAL	+0.83	1:10.12	827 pts
50 m :	31.90 (31.90)	100 m :	1:10.12 (38.22)	[1:10.12]			
30.	II3-CREGAN GABRIEL	2007	AUS	AUSTRALIA	+0.85	1:10.72	812 pts
50 m :	32.31 (32.31)	100 m :	1:10.72 (38.41)	[1:10.72]			

Results

(Next) Prelims : 100 Butterfly Men

[Wednesday, 07/06/2023]

31.	I11-CASALI KEVIN	1993	ITA	ITALY	+0.82	1:10.92	808 pts
50 m :	33.27 (33.27)	100 m :	1:10.92 (37.65)	[1:10.92]			
32.	I13-BARRAUD ADRIEN	2008	FRA	FRANCE	+0.66	1:11.19	801 pts
50 m :	33.69 (33.69)	100 m :	1:11.19 (37.50)	[1:11.19]			
33.	I13-VIVAS GUERRERO NICOLAS	2004	COL	COLOMBIA	+0.74	1:12.09	779 pts
50 m :	32.32 (32.32)	100 m :	1:12.09 (39.77)	[1:12.09]			
34.	I13-WONDAFEREW DANIEL	2001	USA	UNITED STATES OF AMERICA	+0.78	1:12.60	767 pts
50 m :	33.06 (33.06)	100 m :	1:12.60 (39.54)	[1:12.60]			
35.	I11-DAKOUTROS CHRISTOS	2000	GRE	GREECE	+0.78	1:13.49	746 pts
50 m :	33.09 (33.09)	100 m :	1:13.49 (40.40)	[1:13.49]			
36.	I13-DUSTOW LANCE	2001	NZL	NEW ZEALAND	---	1:14.36	726 pts
50 m :	33.44 (33.44)	100 m :	1:14.36 (40.92)	[1:14.36]			
37.	I12-PEREIRA VICENTE	2005	POR	PORTUGAL	+0.81	1:14.99	711 pts
50 m :	32.65 (32.65)	100 m :	1:14.99 (42.34)	[1:14.99]			
38.	I11-SATCHAROEN SARUN	2006	THA	THAILAND	+0.75	1:15.32	704 pts
50 m :	34.51 (34.51)	100 m :	1:15.32 (40.81)	[1:15.32]			
39.	I11-SEZGIN HIKMET CEM	1997	TUR	TÜRKIYE	+0.88	1:15.58	698 pts
50 m :	34.66 (34.66)	100 m :	1:15.58 (40.92)	[1:15.58]			
40.	I11-ARAPOGLOU DIMITRIOS	2004	GRE	GREECE	+0.76	1:15.76	694 pts
50 m :	32.80 (32.80)	100 m :	1:15.76 (42.96)	[1:15.76]			
41.	I11-JOHANSEN FREDERIK	2002	DEN	DENMARK	+0.85	1:15.85	692 pts
50 m :	34.59 (34.59)	100 m :	1:15.85 (41.26)	[1:15.85]			
42.	I11-SOU CHI NGAI	1997	MAC	MACAU	---	1:16.50	677 pts
50 m :	34.99 (34.99)	100 m :	1:16.50 (41.51)	[1:16.50]			
43.	I12-BELIG AXEL	1994	FRA	FRANCE	+0.73	1:17.36	658 pts
50 m :	35.55 (35.55)	100 m :	1:17.36 (41.81)	[1:17.36]			
44.	I11-SCHUMACHER JAKOB	2006	AUT	AUSTRIA (ÖBSV)	+0.97	1:17.79	648 pts
50 m :	34.21 (34.21)	100 m :	1:17.79 (43.58)	[1:17.79]			
45.	I11-PATRÍCIO RODRIGO	2005	POR	PORTUGAL	+0.86	1:19.08	620 pts
50 m :	35.24 (35.24)	100 m :	1:19.08 (43.84)	[1:19.08]			
46.	I13-HOLUB JAN	2000	CZE	CZECH REPUBLIC	+0.90	1:19.77	606 pts
50 m :	36.41 (36.41)	100 m :	1:19.77 (43.36)	[1:19.77]			
47.	I12-SCOTTI ANDREA	1999	ITA	ITALY	---	1:21.96	560 pts
50 m :	37.35 (37.35)	100 m :	1:21.96 (44.61)	[1:21.96]			
48.	I12-HERNANDEZ ORTIZ CARLOS	1990	ESP	SPAIN	+0.84	1:22.89	542 pts
50 m :	36.05 (36.05)	100 m :	1:22.89 (46.84)	[1:22.89]			
49.	I12-LACEY ZAC	2000	GBR	GREAT BRITAIN	+0.84	1:23.31	533 pts
50 m :	36.89 (36.89)	100 m :	1:23.31 (46.42)	[1:23.31]			
50.	I12-BOOYSEN RUSSELL	1995	AUS	AUSTRALIA	+0.98	1:25.39	493 pts
50 m :	37.91 (37.91)	100 m :	1:25.39 (47.48)	[1:25.39]			
51.	I12-MARTINEZ STEVEN	1993	MEX	MEXICO	---	1:26.81	466 pts
50 m :	38.87 (38.87)	100 m :	1:26.81 (47.94)	[1:26.81]			
52.	I13-WONG CHI KIN	2006	MAC	MACAU	+0.82	1:28.91	428 pts
50 m :	40.18 (40.18)	100 m :	1:28.91 (48.73)	[1:28.91]			
53.	I12-GROMADA SZYMON	2003	POL	POLAND	+0.85	1:41.98	227 pts
50 m :	42.82 (42.82)	100 m :	1:41.98 (59.16)	[1:41.98]			
54.	I12-KRZEMIEN GRZEGORZ	1998	POL	POLAND	+0.98	2:09.91	9 pts
50 m :	55.59 (55.59)	100 m :	2:09.91 (1:14.32)	[2:09.91]			
---	I11-CHEN YU CHIA	1998	MAC	MACAU			DSQ
---	I12-JURRIES JOSEPH	2002	USA	UNITED STATES OF AMERICA			DSQ
---	I12-PINNERUP NIS HEIDE	1991	DEN	DENMARK			DSQ
---	I13-MINNAI FEDERICO FRANCESCO	2005	ITA	ITALY			DSQ
---	I11 - SHIH MIN-HSUAN	2000	TPE	CHINESE TAIPEI			DEL
---	I11-BOLIVAR GIL JOSE DE NAZARETH	2007	VEN	VENEZUELA			DNS dec
---	I11-FINOL TORRES ANDRÉS JAVIER	1999	VEN	VENEZUELA			DNS dec
---	I11-MACHADO RODRÍGUEZ URIEL	1999	VEN	VENEZUELA			DNS dec
---	I11-MAZAKI SATORU	1992	JPN	JAPAN			DNS dec
---	I11-PALAZZO MISHA	2002	ITA	ITALY			DNS
---	I11-PARMENTIER AYMERIC	1993	AUT	BELGIUM			DNS dec
---	I11-RYBA KLAUS	1978	AUT	AUSTRIA (ÖBSV)			DNS dec

Results

(Next) Prelims : 100 Butterfly Men

[Wednesday, 07/06/2023]

---	II1-UEMURA HARUHI	2005	JPN	JAPAN	DNS dec
---	II1-YZARRA GONZÁLEZ OSWALD FERNANDO	1990	VEN	VENEZUELA	DNS dec

Results

[FFN quotation]

Prelims : 100 Butterfly Women

[Wednesday, 07/06/2023]

1.	II1-CHAN YUI LAM	2003	HKG	HONG KONG	+0.79	1:09.37	1020 pts
50 m :	32.20 (32.20)	100 m :	1:09.37 (37.17)	[1:09.37]			
2.	II1-FALK JANINA	2003	AUT	AUSTRIA (ÖBSV)	+0.97	1:11.05	976 pts
50 m :	32.85 (32.85)	100 m :	1:11.05 (38.20)	[1:11.05]			
3.	II1-CORONADO TEJEDA EVA	1999	ESP	SPAIN	+0.78	1:12.90	929 pts
50 m :	32.79 (32.79)	100 m :	1:12.90 (40.11)	[1:12.90]			
4.	II1-INOUE MAMI	1999	JPN	JAPAN	+0.83	1:14.22	895 pts
50 m :	34.02 (34.02)	100 m :	1:14.22 (40.20)	[1:14.22]			
5.	II1-LINDBERG PERNILLA	1994	SWE	SWEDEN	+0.79	1:14.25	895 pts
50 m :	34.33 (34.33)	100 m :	1:14.25 (39.92)	[1:14.25]			
6.	II1-CHEUNG HO YING	2003	HKG	HONG KONG	+0.74	1:15.15	872 pts
50 m :	35.36 (35.36)	100 m :	1:15.15 (39.79)	[1:15.15]			
7.	II1-WATANABE REMI	1993	JPN	JAPAN	+0.92	1:15.28	869 pts
50 m :	34.70 (34.70)	100 m :	1:15.28 (40.58)	[1:15.28]			
8.	II1-MARCHI GIORGIA	2001	ITA	ITALY	+0.75	1:16.09	849 pts
50 m :	34.99 (34.99)	100 m :	1:16.09 (41.10)	[1:16.09]			
9.	II1-IPUS MARTINEZ LAURA SOFIA	2002	COL	COLOMBIA	+0.84	1:16.52	839 pts
50 m :	34.44 (34.44)	100 m :	1:16.52 (42.08)	[1:16.52]			
10.	II1-ARIODANTE STEPHANIE	2000	BRA	BRAZIL	+0.68	1:17.16	824 pts
50 m :	34.38 (34.38)	100 m :	1:17.16 (42.78)	[1:17.16]			
11.	II1-SOARES DE OLIVEIRA ANA CAROLINA	2000	BRA	BRAZIL	+0.63	1:17.45	817 pts
50 m :	34.44 (34.44)	100 m :	1:17.45 (42.95)	[1:17.45]			
12.	II1-HINDS MADDISON	2005	AUS	AUSTRALIA	+0.81	1:17.69	811 pts
50 m :	35.72 (35.72)	100 m :	1:17.69 (41.97)	[1:17.69]			
13.	II1-AÇKGÖZ SEÇİL	2001	TUR	TÜRKIYE	+0.84	1:19.05	779 pts
50 m :	35.02 (35.02)	100 m :	1:19.05 (44.03)	[1:19.05]			
14.	II1-PEREZ SUAREZ LAURA	2001	ESP	SPAIN	+0.73	1:19.17	776 pts
50 m :	34.45 (34.45)	100 m :	1:19.17 (44.72)	[1:19.17]			
15.	II3-RASMUSSEN MARIA KJER	2007	DEN	DENMARK	+0.77	1:19.49	769 pts
50 m :	35.95 (35.95)	100 m :	1:19.49 (43.54)	[1:19.49]			
16.	II1-SADOWSKI PIPER	2005	USA	UNITED STATES OF AMERICA	+0.80	1:23.77	673 pts
50 m :	37.11 (37.11)	100 m :	1:23.77 (46.66)	[1:23.77]			
17.	II3-HOWELLS GABRIELLA	2003	AUS	AUSTRALIA	+0.86	1:23.78	673 pts
50 m :	38.04 (38.04)	100 m :	1:23.78 (45.74)	[1:23.78]			
18.	II3-MOORE AMELIA	2007	AUS	AUSTRALIA	+0.80	1:24.88	649 pts
50 m :	37.12 (37.12)	100 m :	1:24.88 (47.76)	[1:24.88]			
19.	II1-MAGNUSDOTTIR THOREY ISAFOLD	1999	ISL	ICELAND	+0.92	1:24.93	648 pts
50 m :	39.25 (39.25)	100 m :	1:24.93 (45.68)	[1:24.93]			
20.	II3-ANDIDERO CHIARA	2003	ITA	ITALY	+0.88	1:26.35	618 pts
50 m :	39.64 (39.64)	100 m :	1:26.35 (46.71)	[1:26.35]			
21.	II3-DAVADOTTIR SIGNA VAR	1998	FAR	FAROE ISLANDS	+0.93	1:28.30	579 pts
50 m :	39.72 (39.72)	100 m :	1:28.30 (48.58)	[1:28.30]			
22.	II1-SENTUNA DENİZ EVİN	2003	TUR	TÜRKIYE	+0.80	1:28.65	572 pts
50 m :	38.33 (38.33)	100 m :	1:28.65 (50.32)	[1:28.65]			
23.	II1-GUNNARSDOTTIR EMELIA YR	2005	ISL	ICELAND	+0.76	1:33.16	485 pts
50 m :	41.49 (41.49)	100 m :	1:33.16 (51.67)	[1:33.16]			
24.	II3-BUCK ZOIE	2006	USA	UNITED STATES OF AMERICA	+0.94	1:33.27	483 pts
50 m :	44.32 (44.32)	100 m :	1:33.27 (48.95)	[1:33.27]			
25.	II2-MORISHITA AYAKO	1997	JPN	JAPAN	+0.95	1:34.76	456 pts
50 m :	44.43 (44.43)	100 m :	1:34.76 (50.33)	[1:34.76]			
26.	II2-RENOU CLÉO	2001	FRA	FRANCE	+0.93	1:39.79	371 pts
50 m :	44.07 (44.07)	100 m :	1:39.79 (55.72)	[1:39.79]			
27.	II2-CORTES MURCIA YEIMY CAROLINA	1997	COL	COLOMBIA	+0.84	1:46.07	277 pts
50 m :	49.36 (49.36)	100 m :	1:46.07 (56.71)	[1:46.07]			
28.	II2-ALVARADO MELISSA	1998	MEX	MEXICO	+0.93	1:46.08	277 pts
50 m :	47.98 (47.98)	100 m :	1:46.08 (58.10)	[1:46.08]			
29.	II2-RUDD-JONES JEMIMA	1996	GBR	GREAT BRITAIN	+0.69	1:46.37	273 pts
50 m :	49.33 (49.33)	100 m :	1:46.37 (57.04)	[1:46.37]			
30.	II2-BERGQUIST LAUREN	1999	USA	UNITED STATES OF AMERICA	---	2:08.69	52 pts
50 m :	52.68 (52.68)	100 m :	2:08.69 (1:16.01)	[2:08.69]			

Results

(Next) Prelims : 100 Butterfly Women

[Wednesday, 07/06/2023]

31.	II1-NAGY TESSA	2000	USA	UNITED STATES OF AMERICA	+0.89	2:22.14	3 pts
50 m :	1:01.04 (1:01.04)	100 m :	2:22.14 (1:21.10)	[2:22.14]			
---	II2-VAZHENIN KATHERINE	2003	USA	UNITED STATES OF AMERICA		DSQ	
---	II3-ABOMARIAM FATMA	2004	EGY	EGYPT		DSQ	
---	II1-KIMURA SAAYA	2008	JPN	JAPAN		DNS dec	
---	II1-MORAES BARRETO VIVIANA	1982	VEN	VENEZUELA		DNS dec	

Results

[FFN quotation]

Prelims : 400 Medley Men

[Wednesday, 07/06/2023]

1.	I11-WONG HON YIN	2001	HKG	HONG KONG	+0.78	5:01.79	945 pts
50 m :	31.32 (31.32)	100 m :	1:07.23 (35.91) [1:07.23]	150 m :	1:48.88 (41.65)	200 m :	2:28.03 (39.15) [1:20.80]
250 m :	3:11.33 (43.30)	300 m :	3:55.75 (44.42) [1:27.72]	350 m :	4:29.49 (33.74)	400 m :	5:01.79 (32.30) [1:06.04]
2.	I11-UEMURA HARUHI	2005	JPN	JAPAN	+0.65	5:08.47	900 pts
50 m :	30.14 (30.14)	100 m :	1:04.55 (34.41) [1:04.55]	150 m :	1:47.33 (42.78)	200 m :	2:30.22 (42.89) [1:25.67]
250 m :	3:14.60 (44.38)	300 m :	3:59.90 (45.30) [1:29.68]	350 m :	4:34.80 (34.90)	400 m :	5:08.47 (33.67) [1:08.57]
3.	I11-CHEN JIE-CHENG	2000	TPE	CHINESE TAIPEI	+0.79	5:16.03	851 pts
50 m :	31.21 (31.21)	100 m :	1:07.47 (36.26) [1:07.47]	150 m :	1:48.49 (41.02)	200 m :	2:29.19 (40.70) [1:21.72]
250 m :	3:14.64 (45.45)	300 m :	3:59.63 (44.99) [1:30.44]	350 m :	4:38.03 (38.40)	400 m :	5:16.03 (38.00) [1:16.40]
4.	I13-CREGAN GABRIEL	2007	AUS	AUSTRALIA	+0.81	5:25.17	793 pts
50 m :	33.31 (33.31)	100 m :	1:13.90 (40.59) [1:13.90]	150 m :	1:58.59 (44.69)	200 m :	2:40.94 (42.35) [1:27.04]
250 m :	3:23.20 (42.26)	300 m :	4:07.39 (44.19) [1:26.45]	350 m :	4:47.70 (40.31)	400 m :	5:25.17 (37.47) [1:17.78]
5.	I13-DANIELSEN MARIUS	2005	DEN	DENMARK	+0.84	5:30.27	761 pts
50 m :	32.19 (32.19)	100 m :	1:10.02 (37.83) [1:10.02]	150 m :	1:49.95 (39.93)	200 m :	2:30.48 (40.53) [1:20.46]
250 m :	3:19.39 (48.91)	300 m :	4:09.75 (50.36) [1:39.27]	350 m :	4:50.85 (41.10)	400 m :	5:30.27 (39.42) [1:20.52]
6.	I11-SABOUR AYMAN	2001	EGY	EGYPT	+0.80	5:45.77	670 pts
50 m :	31.46 (31.46)	100 m :	1:10.11 (38.65) [1:10.11]	150 m :	2:01.43 (51.32)	200 m :	2:50.19 (48.76) [1:40.88]
250 m :	3:39.75 (49.56)	300 m :	4:30.05 (50.30) [1:39.86]	350 m :	5:08.62 (38.57)	400 m :	5:45.77 (37.15) [1:15.72]
7.	I11-JOHANSEN FREDERIK	2002	DEN	DENMARK	---	5:48.26	656 pts
50 m :	34.90 (34.90)	100 m :	1:14.43 (39.53) [1:14.43]	150 m :	2:01.00 (46.57)	200 m :	2:46.03 (45.03) [1:31.60]
250 m :	3:37.47 (51.44)	300 m :	4:30.61 (53.14) [1:44.58]	350 m :	5:10.20 (39.59)	400 m :	5:48.26 (38.06) [1:17.65]
8.	I13-HOWELLS ISAAC	2008	AUS	AUSTRALIA	---	6:02.60	577 pts
50 m :	35.18 (35.18)	100 m :	1:19.01 (43.83) [1:19.01]	150 m :	2:06.74 (47.73)	200 m :	2:52.99 (46.25) [1:33.98]
250 m :	3:45.72 (52.73)	300 m :	4:37.65 (51.93) [1:44.66]	350 m :	5:21.46 (43.81)	400 m :	6:02.60 (41.14) [1:24.95]
9.	I11-DUARTE SAMUEL	2004	POR	PORTUGAL	+0.83	6:06.46	557 pts
50 m :	35.77 (35.77)	100 m :	1:17.89 (42.12) [1:17.89]	150 m :	2:06.02 (48.13)	200 m :	2:51.99 (45.97) [1:34.10]
250 m :	3:51.99 (1:00.00)	300 m :	4:51.61 (59.62) [1:59.62]	350 m :	5:31.43 (39.82)	400 m :	6:06.46 (35.03) [1:14.85]
10.	I11-PATRÍCIO RODRIGO	2005	POR	PORTUGAL	+0.91	6:07.90	549 pts
50 m :	36.59 (36.59)	100 m :	1:22.10 (45.51) [1:22.10]	150 m :	2:11.86 (49.76)	200 m :	3:00.03 (48.17) [1:37.93]
250 m :	3:51.91 (51.88)	300 m :	4:45.28 (53.37) [1:45.25]	350 m :	5:27.82 (42.54)	400 m :	6:07.90 (40.08) [1:22.62]
11.	I11-GUZMAN JOSE ANGEL	2005	MEX	MEXICO	---	6:09.85	539 pts
50 m :	32.84 (32.84)	100 m :	1:13.89 (41.05) [1:13.89]	150 m :	2:04.07 (50.18)	200 m :	2:53.08 (49.01) [1:39.19]
250 m :	3:47.07 (53.99)	300 m :	4:45.37 (58.30) [1:52.29]	350 m :	5:27.37 (42.00)	400 m :	6:09.85 (42.48) [1:24.48]
12.	I11-CHASMPIS SEFERIS	2009	GRE	GREECE	+0.90	6:10.61	535 pts
50 m :	41.20 (41.20)	100 m :	1:29.79 (48.59) [1:29.79]	150 m :	2:17.95 (48.16)	200 m :	2:48.65 (30.70) [1:18.86]
250 m :	3:55.51 (1:06.86)	300 m :	4:51.73 (56.22) [2:03.08]	350 m :	5:32.74 (41.01)	400 m :	6:10.61 (37.87) [1:18.88]
13.	I12-ALMEIDA ANDRÉ	2000	POR	PORTUGAL	+0.81	6:38.07	404 pts
50 m :	38.10 (38.10)	100 m :	1:24.85 (46.75) [1:24.85]	150 m :	2:16.67 (51.82)	200 m :	3:06.39 (49.72) [1:41.54]
250 m :	4:05.44 (59.05)	300 m :	5:05.09 (59.65) [1:58.70]	350 m :	5:52.19 (47.10)	400 m :	6:38.07 (45.88) [1:32.98]
14.	I12-VAZ JOÃO	1992	POR	PORTUGAL	+0.94	6:41.58	389 pts
50 m :	39.92 (39.92)	100 m :	1:32.63 (52.71) [1:32.63]	150 m :	2:25.89 (53.26)	200 m :	3:19.27 (53.38) [1:46.64]
250 m :	4:10.57 (51.30)	300 m :	5:04.77 (54.20) [1:45.50]	350 m :	5:54.49 (49.72)	400 m :	6:41.58 (47.09) [1:36.81]
15.	I12-PICCININI FRANCESCO	1995	ITA	ITALY	+0.83	6:44.01	378 pts
50 m :	39.98 (39.98)	100 m :	1:30.32 (50.34) [1:30.32]	150 m :	2:22.41 (52.09)	200 m :	3:14.61 (52.20) [1:44.29]
250 m :	4:11.73 (57.12)	300 m :	5:09.38 (57.65) [1:54.77]	350 m :	5:58.40 (49.02)	400 m :	6:44.01 (45.61) [1:34.63]
16.	I12-DOOLAN BRADLEY	1994	AUS	AUSTRALIA	+0.83	6:47.90	362 pts
50 m :	42.05 (42.05)	100 m :	1:36.86 (54.81) [1:36.86]	150 m :	2:31.40 (54.54)	200 m :	3:21.84 (50.44) [1:44.98]
250 m :	4:18.81 (56.97)	300 m :	5:16.14 (57.33) [1:54.30]	350 m :	6:02.56 (46.42)	400 m :	6:47.90 (45.34) [1:31.76]
17.	I12-HOLMES MARK	1983	GBR	GREAT BRITAIN	---	7:51.19	145 pts
50 m :	46.97 (46.97)	100 m :	1:45.38 (58.41) [1:45.38]	150 m :	2:44.85 (59.47)	200 m :	3:42.86 (58.01) [1:57.48]
250 m :	4:48.94 (1:06.08)	300 m :	5:57.30 (1:08.36) [2:14.44]	350 m :	6:54.80 (57.50)	400 m :	7:51.19 (56.39) [1:53.89]
---	I11-BRUTOS DE OLIVEIRA JOAO-PEDRO	2004	BRA	BRAZIL		DSQ	
---	I11-CASALI KEVIN	1993	ITA	ITALY		DSQ	
---	I11-DAVRAN DORUK	1994	TUR	TÜRKIYE		DSQ	
---	I11-SANTANA HERNÁNDEZ ADRIAN	1995	ESP	SPAIN		DSQ	
---	I12-ÁLÁAELDIN RIAD YOUSSEF	2002	EGY	EGYPT		DSQ	
---	I12-FLORES GIOVANNI	1992	MEX	MEXICO		DSQ	
---	I12-LUNA JORGE	1996	MEX	MEXICO		DSQ	
---	I13-AHMED OMAR	1998	EGY	EGYPT		DSQ	

Results

(Next) Prelims : 400 Medley Men

[Wednesday, 07/06/2023]

---	I13-FALCHI MATTEO	1998	ITA	ITALY	DSQ
---	I11-CHEN JIE-CHENG	2006	TPE	CHINESE TAIPEI	DEL
---	I11-PAREDES MARCO LUIS FRANCISCO	1993	ESP	SPAIN	DNS dec

Results

[FFN quotation]

Prelims : 400 Medley Women

[Wednesday, 07/06/2023]

1.	I11-CHAN YUI LAM	2003	HKG	HONG KONG	+0.80	5:27.88	955 pts
	50 m : 33.11 (33.11)	100 m : 1:10.88 (37.77)	[1:10.88]	150 m : 1:54.33 (43.45)	200 m : 2:36.77 (42.44)	[1:25.89]	
	250 m : 3:24.88 (48.11)	300 m : 4:12.73 (47.85)	[1:35.96]	350 m : 4:50.64 (37.91)	400 m : 5:27.88 (37.24)	[1:15.15]	
2.	I13-RASMUSSEN MARIA KJER	2007	DEN	DENMARK	+0.77	6:02.56	744 pts
	50 m : 36.47 (36.47)	100 m : 1:19.79 (43.32)	[1:19.79]	150 m : 2:08.81 (49.02)	200 m : 2:55.92 (47.11)	[1:36.13]	
	250 m : 3:47.19 (51.27)	300 m : 4:38.89 (51.70)	[1:42.97]	350 m : 5:22.03 (43.14)	400 m : 6:02.56 (40.53)	[1:23.67]	
3.	I11-BORGES CARNEIRO BEATRIZ	1998	BRA	BRAZIL	+0.78	6:05.69	726 pts
	50 m : 35.95 (35.95)	100 m : 1:23.78 (47.83)	[1:23.78]	150 m : 2:15.40 (51.62)	200 m : 3:04.29 (48.89)	[1:40.51]	
	250 m : 3:50.97 (46.68)	300 m : 4:39.23 (48.26)	[1:34.94]	350 m : 5:22.58 (43.35)	400 m : 6:05.69 (43.11)	[1:26.46]	
4.	I11-CHEVALLIER MAELY	2004	FRA	FRANCE	+0.80	6:11.57	694 pts
	50 m : 35.72 (35.72)	100 m : 1:18.45 (42.73)	[1:18.45]	150 m : 2:05.97 (47.52)	200 m : 2:53.34 (47.37)	[1:34.89]	
	250 m : 3:49.96 (56.62)	300 m : 4:47.10 (57.14)	[1:53.76]	350 m : 5:30.47 (43.37)	400 m : 6:11.57 (41.10)	[1:24.47]	
5.	I13-HOWELLS GABRIELLA	2003	AUS	AUSTRALIA	+0.85	6:28.50	604 pts
	50 m : 38.04 (38.04)	100 m : 1:27.02 (48.98)	[1:27.02]	150 m : 2:19.04 (52.02)	200 m : 3:09.29 (50.25)	[1:42.27]	
	250 m : 4:06.30 (57.01)	300 m : 5:04.10 (57.80)	[1:54.81]	350 m : 5:47.16 (43.06)	400 m : 6:28.50 (41.34)	[1:24.40]	
6.	I11-AçKGöz SEÇİL	2001	TUR	TÜRKİYE	+0.83	6:33.33	579 pts
	50 m : 37.96 (37.96)	100 m : 1:25.62 (47.66)	[1:25.62]	150 m : 2:18.94 (53.32)	200 m : 3:08.90 (49.96)	[1:43.28]	
	250 m : 4:08.80 (59.90)	300 m : 5:07.58 (58.78)	[1:58.68]	350 m : 5:51.76 (44.18)	400 m : 6:33.33 (41.57)	[1:25.75]	
7.	I13-ABOMARIAM FATMA	2004	EGY	EGYPT	+0.81	6:51.42	492 pts
	50 m : 37.34 (37.34)	100 m : 1:28.59 (51.25)	[1:28.59]	150 m : 2:25.62 (57.03)	200 m : 3:23.13 (57.51)	[1:54.54]	
	250 m : 4:22.32 (59.19)	300 m : 5:23.95 (1:01.63)	[2:00.82]	350 m : 6:08.83 (44.88)	400 m : 6:51.42 (42.59)	[1:27.47]	
8.	I12-GRAFTIAUX MARIE	1995	FRA	FRANCE	+0.89	7:32.54	320 pts
	50 m : 38.98 (38.98)	100 m : 1:32.80 (53.82)	[1:32.80]	150 m : 2:37.40 (1:04.60)	200 m : 3:38.23 (1:00.83)	[2:05.43]	
	250 m : 4:37.50 (59.27)	300 m : 5:39.27 (1:01.77)	[2:01.04]	350 m : 6:38.79 (59.52)	400 m : 7:32.54 (53.75)	[1:53.27]	
9.	I12-THOMPSON HELEN	2003	GBR	GREAT BRITAIN	+0.96	7:45.70	273 pts
	50 m : 49.95 (49.95)	100 m : 1:52.83 (1:02.88)	[1:52.83]	150 m : 2:55.22 (1:02.39)	200 m : 3:54.36 (59.14)	[2:01.53]	
	250 m : 4:58.26 (1:03.90)	300 m : 6:04.21 (1:05.95)	[2:09.85]	350 m : 6:53.70 (49.49)	400 m : 7:45.70 (52.00)	[1:41.49]	
10.	I12-ANDRE DELPHINE	1998	FRA	FRANCE	---	8:03.29	216 pts
	50 m : 48.82 (48.82)	100 m : 1:51.53 (1:02.71)	[1:51.53]	150 m : 2:53.10 (1:01.57)	200 m : 3:49.85 (56.75)	[1:58.32]	
	250 m : 4:59.85 (1:10.00)	300 m : 6:08.70 (1:08.85)	[2:18.85]	350 m : 7:06.26 (57.56)	400 m : 8:03.29 (57.03)	[1:54.59]	
11.	I12-RAPICANO CARLA	1995	FRA	FRANCE	+0.86	8:26.77	150 pts
	50 m : 59.01 (59.01)	100 m : 2:04.62 (1:05.61)	[2:04.62]	150 m : 3:12.25 (1:07.63)	200 m : 4:19.05 (1:06.80)	[2:14.43]	
	250 m : 5:24.90 (1:05.85)	300 m : 6:29.83 (1:04.93)	[2:10.78]	350 m : 7:29.24 (59.41)	400 m : 8:26.77 (57.53)	[1:56.94]	
---	I11-PEREZ SUAREZ LAURA	2001	ESP	SPAIN		DSQ	
---	I12-CAMACHO DUNIA	1988	MEX	MEXICO		DSQ	
---	I13-ANDIDERO CHIARA	2003	ITA	ITALY		DSQ	
---	I11-MORAES BARRETO VIVIANA	1982	VEN	VENEZUELA		DNS dec	

Results

[FFN quotation]

Final A : 4x50 Medley II1 Men

[Thursday, 08/06/2023]

1.	II1-OLIVEIRA MARTINS BRANCO...	29.99	2001	BRA	BRAZIL	---	1:50.37
	II1-BRUTOS DE OLIVEIRA JOAO...	30.45	2004	BRA		+0.60	
	II1-BANDEIRA GABRIEL	25.72	1999	BRA		+0.48	
	II1-DOS SANTOS DUARTE	24.21	2002	BRA		+0.09	
2.	II1-HÜI KA CHUN	29.50	2001	HKG	HONG KONG	---	1:54.03
	II1-TANG WAI LOK	31.25	1997	HKG		+0.49	
	II1-WONG HON YIN	27.68	2001	HKG		+0.41	
	II1-CHEUNG TSUN LOK	25.60	2005	HKG		+0.42	
3.	II1-NAKAJIMA KEICHI	30.26	1998	JPN	JAPAN	---	1:55.35
	II1-SATO YUTO	30.92	1999	JPN		+0.38	
	II1-UEMURA HARUHI	28.21	2005	JPN		+0.30	
	II1-HASUNO TAKUTO	25.96	2001	JPN		+0.57	
4.	II1-LEE INKOOK	29.00	1995	KOR	REPUBLIC OF KOREA	---	1:56.65
	II1-KIM HYEONSEUNG	35.56	1999	KOR		+0.56	
	II1-CHO WONSANG	26.63	1992	KOR		+0.26	
	II1-LEE JUYOUNG	25.46	1997	KOR		+0.39	
5.	II1-LABRADOR FERNANDEZ JAVIER	32.15	2001	ESP	SPAIN	---	2:00.11
	II1-SANTANA HERNÁNDEZ ADRIAN...	35.45	1995	ESP		+0.61	
	II1-SANTANA HERNÁNDEZ ADRIAN...	27.08	2001	ESP		+0.28	
	II1-LONGARON CARPERAS	25.43	1997	ESP		+0.32	
6.	II1-ALFORD JOSHUA	32.69	1995	AUS	AUSTRALIA	---	2:03.59
	II1-SISMAN DARREN	36.35	2006	AUS		+0.50	
	II1-STEWART BAILEY	28.40	2001	AUS		+0.20	
	II1-DYER JARRED	26.15	2000	AUS		+0.48	
7.	II1-VOULGARAKIS ATHANASIOS	36.72	2004	GRE	GREECE	+0.61	2:22.51
	II1-CHASMPIS SEFERIS	45.29	2009	GRE		+0.85	
	II1-DAKOUTROS CHRISTOS	31.98	2000	GRE		+0.36	
	II1-ARAPOGLOU DIMITRIOS	28.52	2004	GRE		+0.51	

Results

[FFN quotation]

Final A : 4x50 Medley II2 Men

[Thursday, 08/06/2023]

1.	II2-SERRANO CORREOSO LUIS	40.76	1988	ESP	SPAIN	---	2:28.81
	II2-OLMO SEDEÑO ANTONIO	44.13	1998	ESP		+0.28	
	II2-HERNANDEZ ORTIZ CARLOS	33.88	1990	ESP		+0.20	
	II2-GRACIA NUÑEZ GUILLERMO	30.04	2004	ESP		+0.21	
2.	II2-ALMEIDA ANDRÉ	43.78	2000	POR	PORTUGAL	---	2:31.28
	II2-VAZ JOÃO	41.96	1992	POR		+0.12	
	II2-PEREIRA VICENTE	31.50	2005	POR		+0.56	
	II2-MATOS DIOGO	34.04	1999	POR		+0.40	
3.	II2-DUTAY RAFAEL	42.22	1991	FRA	FRANCE	---	2:32.17
	II2-LEPINE AMAURY	43.79	1998	FRA		+0.08	
	II2-BELIG AXEL	34.37	1994	FRA		+0.33	
	II2-MATILLA CÉDRIC	31.79	1995	FRA		+0.64	
4.	II2-RONCATO GIAMMARIA	41.92	1995	ITA	ITALY	---	2:32.28
	II2-ZAFFARONI PAOLO	41.48	1996	ITA		+0.29	
	II2-SCOTTI ANDREA	35.59	1999	ITA		+0.51	
	II2-PICCININI FRANCESCO	33.29	1995	ITA		+0.46	
5.	II2-DOOLAN BRADLEY	44.87	1994	AUS	AUSTRALIA	---	3:10.50
	II2-MC GRANE RYAN	43.43	1992	AUS		+0.61	
	II2-BOOYSEN RUSSELL	38.14	1995	AUS		+0.77	
	II2-WILKINS CHARLES	1:04.06	1999	AUS		+0.45	
---	II2-MATUSIEWICZ BARTOSZ		1998	POL	POLAND		DSQ 4
	II2-MUSZYSKI JAKUB		2003	POL			
	II2-GROMADA SZYMON		2003	POL			
	II2-KRZEMIEN GRZEGORZ		1998	POL			
---	II2-HOLMES MARK		1983	GBR	GREAT BRITAIN		DSQ 1
	II2-ROBERTS WILLIAM		1999	GBR			
	II2-LACEY ZAC		2000	GBR			

Results

[FFN quotation]

Final A : 4x50 Medley II3 Men

[Thursday, 08/06/2023]

1.	II3-DELACOUR FLORENTIN	34.86	2005	FRA	FRANCE	---	2:04.93
	II3-PARISOT AXEL	31.81	2000	FRA		+0.28	
	II3-BARRAUD ADRIEN	31.19	2008	FRA		+0.32	
	II3-TATOLI MATTÉO	27.07	2003	FRA		+0.23	
---	II3-DUSTOW LANCE		2001	NZL	NEW ZEALAND		DSQ 1
	II3-RUSS FINN		2006	NZL			
	II3-PICHON TATE		1997	NZL			
---	II3-HOWELLS ISAAC		2008	AUS	AUSTRALIA		DSQ 1
	II3-CREGAN GABRIEL		2007	AUS			
	II3-HEJAIJ ALEXANDER		2002	AUS			
	II3-THOMPSON JAKOB		2005	AUS			

Partial results

[FFN quotation]

Final A - II1 : 4x50 Medley Women

[Thursday, 08/06/2023]

1.	II1-SOARES DE OLIVEIRA ANA-...	33.30	2000	BRA	BRAZIL	+0.62	2:08.11	1129 pts
	II1-BORGES CARNEIRO BEATRIZ	34.04	1998	BRA		+0.42		
	II1-BORGES CARNEIRO DEBORA	32.54	1998	BRA		+0.39		
	II1-ARIODANTE STEPHANIE	28.23	2000	BRA		+0.38		
2.	II1-DAVIS AIRLIE	35.56	2006	AUS	AUSTRALIA	+0.66	2:16.72	1023 pts
	II1-THOMPSON Kael	39.22	2007	AUS		+0.36		
	II1-HINDS MADDISON	32.57	2005	AUS		+0.56		
	II1-LUCY JADE	29.37	1997	AUS		+0.56		
3.	II1-FUKUI KASUMI	35.78	1999	JPN	JAPAN	+0.78	2:16.85	1022 pts
	II1-WATANABE REMI	38.97	1993	JPN		+0.34		
	II1-INOUE MAMI	31.99	1999	JPN		+0.47		
	II1-ANDO AYUMI	30.11	2000	JPN		+0.39		
4.	II1-CHAN YUI LAM	34.36	2003	HKG	HONG KONG	+0.71	2:19.48	990 pts
	II1-LAU CHIU YEE	41.25	2008	HKG		+0.54		
	II1-CHEUNG HO YING	33.66	2003	HKG		+0.56		
	II1-CHEONG SUI KEI	30.21	2002	HKG		+0.56		
---	II3-DABIC BEL		2007	AUS	AUSTRALIA		DSQ 1	830 pts
	II3-MOORE AMELIA		2007	AUS				
	II3-HOWELLS GABRIELLA		2003	AUS				
	II1-BIESSE-FITTON INDIA		1999	AUS				

Partial results

[FFN quotation]

Final A - II1 : 50 Breaststroke Men

[Thursday, 08/06/2023]

1.	II1-BRUTOS DE OLIVEIRA JOAO-PEDRO	2004	BRA	BRAZIL	+0.67	30.12	1139 pts
2.	II1-BANDEIRA GABRIEL	1999	BRA	BRAZIL	+0.69	30.52	1118 pts
3.	II1-PARMENTIER AYMERIC	1993	BEL	BELGIUM	+0.71	30.81	1103 pts
4.	II1-SATO YUTO	1999	JPN	JAPAN	+0.71	31.86	1049 pts
5.	II1-PALAZZO MISHA	2002	ITA	ITALY	+0.76	32.53	1015 pts
6.	II1-BLAISE SIMON	1996	FRA	FRANCE	+0.79	33.58	963 pts
7.	II1-OLIVEIRA MARTINS BRANCO	2001	BRA	BRAZIL	+0.69	33.78	953 pts
8.	II1-KIM HYEONSEUNG	1999	KOR	REPUBLIC OF KOREA	+0.84	34.71	908 pts

Partial results

[FFN quotation]

Final A - II1 : 50 Breaststroke Women

[Thursday, 08/06/2023]

1.	II1-BORGES CARNEIRO DEBORA	1998	BRA	BRAZIL	+0.71	34.19	1141 pts
2.	II1-BORGES CARNEIRO BEATRIZ	1998	BRA	BRAZIL	+0.78	35.00	1098 pts
3.	II1-FALK JANINA	2003	AUT	AUSTRIA (ÖBSV)	+0.88	36.66	1012 pts
4.	II1-MARCHI GIORGIA	2001	ITA	ITALY	+0.73	37.67	962 pts
5.	II1-THOMPSON KAELE	2007	AUS	AUSTRALIA	+0.71	39.28	885 pts
6.	II1-WATANABE REMI	1993	JPN	JAPAN	+0.83	39.70	865 pts
7.	II1-HINDS MADDISON	2005	AUS	AUSTRALIA	+0.78	40.88	811 pts
8.	II1-MAGNUSDOTTIR THOREY ISAFOLD	1999	ISL	ICELAND	+0.79	41.33	791 pts

Partial results

[FFN quotation]

Final A - II1 : 100 Freestyle Men

[Thursday, 08/06/2023]

1.	II1-BANDEIRA GABRIEL	1999	BRA	BRAZIL	+0.68	53.23	1147 pts
50 m :	26.27 (26.27)	100 m :	53.23 (26.96)	[53.23]			
2.	II1-HILLHOUSE ALEXANDER	2004	DEN	DENMARK	+0.68	53.60	1135 pts
50 m :	26.25 (26.25)	100 m :	53.60 (27.35)	[53.60]			
3.	II1-TANG WAI LOK	1997	HKG	HONG KONG	+0.68	54.87	1093 pts
50 m :	26.66 (26.66)	100 m :	54.87 (28.21)	[54.87]			
4.	II1-MAILLET NATHAN	1998	FRA	FRANCE	+0.81	55.40	1075 pts
50 m :	26.97 (26.97)	100 m :	55.40 (28.43)	[55.40]			
5.	II1-LONGARON CARRERAS ADRIAN	2001	ESP	SPAIN	+0.60	56.05	1054 pts
50 m :	26.79 (26.79)	100 m :	56.05 (29.26)	[56.05]			
6.	II1-PALAZZO MISHA	2002	ITA	ITALY	+0.79	56.33	1045 pts
50 m :	27.51 (27.51)	100 m :	56.33 (28.82)	[56.33]			
7.	II1-TSUBOI YUUKI	2005	JPN	JAPAN	+0.58	56.76	1031 pts
50 m :	26.71 (26.71)	100 m :	56.76 (30.05)	[56.76]			
8.	II1-KHALILI NADER	2001	FIN	FINLAND	+0.93	1:13.26	569 pts
50 m :	37.22 (37.22)	100 m :	1:13.26 (36.04)	[1:13.26]			

Partial results

[FFN quotation]

Final A - II1 : 100 Freestyle Women

[Thursday, 08/06/2023]

1.	II1-SOARES DE OLIVEIRA	2000	BRA	BRAZIL	+0.64	1:00.48	1092 pts
50 m :	ANA KAROLINA	100 m :	1:00.48	(31.19)	[1:00.48]		
2.	II1-CORONADO TEJEDA EVA	1999	ESP	SPAIN	+0.74	1:03.01	1007 pts
50 m :	30.76 (30.76)	100 m :	1:03.01	(32.25)	[1:03.01]		
3.	II1-MAURIN ESPIAU ASSYA	2006	FRA	FRANCE	+0.72	1:03.02	1007 pts
50 m :	30.83 (30.83)	100 m :	1:03.02	(32.19)	[1:03.02]		
4.	II1-LINDBERG PERNILLA	1994	SWE	SWEDEN	+0.79	1:03.41	994 pts
50 m :	30.63 (30.63)	100 m :	1:03.41	(32.78)	[1:03.41]		
5.	II1-ARIODANTE STEPHANIE	2000	BRA	BRAZIL	+0.70	1:03.51	991 pts
50 m :	30.63 (30.63)	100 m :	1:03.51	(32.88)	[1:03.51]		
6.	II1-THOMPSON KAELE	2007	AUS	AUSTRALIA	+0.70	1:03.89	978 pts
50 m :	31.03 (31.03)	100 m :	1:03.89	(32.86)	[1:03.89]		
7.	II1-LUCY JADE	1997	AUS	AUSTRALIA	+0.85	1:04.94	944 pts
50 m :	30.97 (30.97)	100 m :	1:04.94	(33.97)	[1:04.94]		
8.	II1-CHEONG SUI KEI	2002	HKG	HONG KONG	+0.75	1:06.37	899 pts
50 m :	32.67 (32.67)	100 m :	1:06.37	(33.70)	[1:06.37]		

Partial results

[FFN quotation]

Final A - II1 : 200 Medley Men

[Thursday, 08/06/2023]

1.	II1-NAKAJIMA KEICHI	1998	JPN	JAPAN	+0.66	2:18.59	1010 pts	
50 m :	27.25 (27.25)	100 m :	1:02.42 (35.17)	[1:02.42]	150 m :	1:46.41 (43.99)	200 m :	2:18.59 (32.18) [1:16.17]
2.	II1-BRUTOS DE OLIVEIRA JOAO-PEDRO	2004	BRA	BRAZIL	+0.68	2:18.65	1009 pts	
50 m :	29.48 (29.48)	100 m :	1:09.72 (40.24)	[1:09.72]	150 m :	1:48.30 (38.58)	200 m :	2:18.65 (30.35) [1:08.93]
3.	II1-JONSSON ROBERT ISAK	2001	ISL	ICELAND	+0.67	2:19.65	995 pts	
50 m :	27.67 (27.67)	100 m :	1:05.52 (37.85)	[1:05.52]	150 m :	1:47.11 (41.59)	200 m :	2:19.65 (32.54) [1:14.13]
4.	II1-WONG HON YIN	2001	HKG	HONG KONG	+0.72	2:20.19	988 pts	
50 m :	28.36 (28.36)	100 m :	1:06.68 (38.32)	[1:06.68]	150 m :	1:49.57 (42.89)	200 m :	2:20.19 (30.62) [1:13.51]
5.	II1-PARMENTIER AYMERIC	1993	BEL	BELGIUM	+0.70	2:20.35	986 pts	
50 m :	29.12 (29.12)	100 m :	1:06.13 (37.01)	[1:06.13]	150 m :	1:46.24 (40.11)	200 m :	2:20.35 (34.11) [1:14.22]
6.	II1-CALTRAN VILA REAL FELIPE	1997	BRA	BRAZIL	+0.71	2:23.43	943 pts	
50 m :	28.77 (28.77)	100 m :	1:07.56 (38.79)	[1:07.56]	150 m :	1:50.17 (42.61)	200 m :	2:23.43 (33.26) [1:15.87]
7.	II1-SISMAN DARREN	2006	AUS	AUSTRALIA	+0.72	2:25.52	915 pts	
50 m :	30.05 (30.05)	100 m :	1:09.70 (39.65)	[1:09.70]	150 m :	1:53.04 (43.34)	200 m :	2:25.52 (32.48) [1:15.82]
---	II1-KHALILI NADER	2001	FIN	FINLAND			DNS dec	

Partial results

[FFN quotation]

Final A - II1 : 200 Medley Women

[Thursday, 08/06/2023]

1.	II1-CHAN YUI LAM	2003	HKG	HONG KONG	+0.77	2:33.79	992 pts		
50 m :	31.36 (31.36)	100 m :	1:13.13 (41.77)	[1:13.13]	150 m :	1:57.84 (44.71)	200 m :	2:33.79 (35.95)	[1:20.66]
2.	II1-FALK JANINA	2003	AUT	AUSTRIA (ÖBSV)	+0.96	2:34.13	987 pts		
50 m :	32.68 (32.68)	100 m :	1:15.61 (42.93)	[1:15.61]	150 m :	1:59.53 (43.92)	200 m :	2:34.13 (34.60)	[1:18.52]
3.	II1-LINDBERG PERNILLA	1994	SWE	SWEDEN	+0.79	2:36.14	961 pts		
50 m :	34.27 (34.27)	100 m :	1:14.85 (40.58)	[1:14.85]	150 m :	2:00.71 (45.86)	200 m :	2:36.14 (35.43)	[1:21.29]
4.	II1-INOUE MAMI	1999	JPN	JAPAN	+0.77	2:38.09	936 pts		
50 m :	33.76 (33.76)	100 m :	1:14.77 (41.01)	[1:14.77]	150 m :	2:02.42 (47.65)	200 m :	2:38.09 (35.67)	[1:23.32]
5.	II1-MAURIN ESPIAU ASSYA	2006	FRA	FRANCE	+0.82	2:38.23	934 pts		
50 m :	35.39 (35.39)	100 m :	1:15.96 (40.57)	[1:15.96]	150 m :	2:01.50 (45.54)	200 m :	2:38.23 (36.73)	[1:22.27]
6.	II1-ANDO AYUMI	2000	JPN	JAPAN	+0.81	2:41.69	890 pts		
50 m :	34.25 (34.25)	100 m :	1:15.95 (41.70)	[1:15.95]	150 m :	2:04.88 (48.93)	200 m :	2:41.69 (36.81)	[1:25.74]
7.	II1-CHEUNG HO YING	2003	HKG	HONG KONG	+0.71	2:43.75	865 pts		
50 m :	34.85 (34.85)	100 m :	1:19.36 (44.51)	[1:19.36]	150 m :	2:08.12 (48.76)	200 m :	2:43.75 (35.63)	[1:24.39]
8.	II1-BORGES CARNEIRO DEBORA	1998	BRA	BRAZIL	+0.72	2:45.12	848 pts		
50 m :	34.66 (34.66)	100 m :	1:21.61 (46.95)	[1:21.61]	150 m :	2:06.31 (44.70)	200 m :	2:45.12 (38.81)	[1:23.51]

Results

[FFN quotation]

Final A - I12 : 4x50 Medley Women

[Thursday, 08/06/2023]

1.	I12-ANDRE DELPHINE	51.98	1998	FRA	FRANCE	+0.93	3:08.59	497 pts
	I12-RENOU CLÉO	51.31	2001	FRA		+0.26		
	I12-GRAFTIAUX MARIE	39.66	1995	FRA		+0.69		
	I12-RAPICANO CARLA	45.64	1995	FRA		+0.28		
---	I12-MARTIN KATHRYN	53.05	1998	GBR	GREAT BRITAIN		DSQ 3	
	I12-THOMPSON HELEN	53.12	2003	GBR				
	I12-RUDD-JONES JEMIMA		1996	GBR				
	I12-ALLEN LIZZIE		2004	GBR				

Partial results

[FFN quotation]

Final A - II2 : 50 Breaststroke Men*[Thursday, 08/06/2023]*

1.	II2-AIMORÉ CAIQUE	1992	BRA	BRAZIL	+0.95	40.49	655 pts
2.	II2-ZAFFARONI PAOLO	1996	ITA	ITALY	+0.68	41.98	596 pts
3.	II2-HERNANDEZ ORTIZ CARLOS	1990	ESP	SPAIN	+0.85	42.08	592 pts
4.	II2-MATOS DIOGO	1999	POR	PORTUGAL	+0.82	43.22	550 pts
5.	II2-DUTAY RAFAEL	1991	FRA	FRANCE	+0.99	43.51	539 pts
6.	II2-LEPINE AMAURY	1998	FRA	FRANCE	+0.78	43.75	530 pts
7.	II2-MC GRANE RYAN	1992	AUS	AUSTRALIA	---	44.21	514 pts
8.	II2-OLMO SEDEÑO ANTONIO	1998	ESP	SPAIN	+0.79	46.06	450 pts

Partial results

[FFN quotation]

Final A - II2 : 50 Breaststroke Women

[Thursday, 08/06/2023]

1.	II2-KOBAYASHI MICHIKO	2001	JPN	JAPAN	+0.95	48.14	516 pts
2.	II2-GRAFTIAUX MARIE	1995	FRA	FRANCE	+0.87	49.16	480 pts
3.	II2-RATTUR KEIRA	2005	EST	ESTONIA	---	50.06	449 pts
4.	II2-CHIAPPA SABRINA	2000	ITA	ITALY	+0.82	50.31	441 pts
5.	II2-MARTINEZ AGUSTIN MARTA	1987	ESP	SPAIN	---	51.34	407 pts
6.	II2-ANTUNES KELLY	1981	BRA	BRAZIL	---	53.09	353 pts
7.	II2-ALLEN LIZZIE	2004	GBR	GREAT BRITAIN	+0.93	53.55	340 pts
8.	II2-BERGQUIST LAUREN	1999	USA	UNITED STATES OF AMERICA	---	53.87	330 pts

Partial results

[FFN quotation]

Final A - I12 : 100 Freestyle Men

[Thursday, 08/06/2023]

1.	I12-AIMORÉ CAIQUE	1992	BRA	BRAZIL	+0.73	1:06.06	754 pts
50 m :	31.62 (31.62)	100 m :	1:06.06 (34.44)	[1:06.06]			
2.	I12-PEREIRA VICENTE	2005	POR	PORTUGAL	+0.90	1:07.92	704 pts
50 m :	33.11 (33.11)	100 m :	1:07.92 (34.81)	[1:07.92]			
3.	I12-GRACIA NUÑEZ GUILLERMO	2004	ESP	SPAIN	+0.68	1:08.13	698 pts
50 m :	32.91 (32.91)	100 m :	1:08.13 (35.22)	[1:08.13]			
4.	I12-MATILLA CÉDRIC	1995	FRA	FRANCE	+0.80	1:14.55	539 pts
50 m :	34.96 (34.96)	100 m :	1:14.55 (39.59)	[1:14.55]			
5.	I12-BELIG AXEL	1994	FRA	FRANCE	+0.77	1:15.79	511 pts
50 m :	35.59 (35.59)	100 m :	1:15.79 (40.20)	[1:15.79]			
6.	I12-ZAFFARONI PAOLO	1996	ITA	ITALY	+0.69	1:15.80	511 pts
50 m :	37.42 (37.42)	100 m :	1:15.80 (38.38)	[1:15.80]			
7.	I12-PINNERUP NIS HEIDE	1991	DEN	DENMARK	+0.68	1:16.65	491 pts
50 m :	35.18 (35.18)	100 m :	1:16.65 (41.47)	[1:16.65]			
8.	I12-ALMEIDA ANDRÉ	2000	POR	PORTUGAL	+0.84	1:19.94	421 pts
50 m :	36.05 (36.05)	100 m :	1:19.94 (43.89)	[1:19.94]			

Partial results

[FFN quotation]

Final A - II2 : 100 Freestyle Women

[Thursday, 08/06/2023]

1.	II2-MARTINEZ DE LA RIVA CAMINO	1994	ESP	SPAIN	+0.90	1:21.27	494 pts
50 m :	38.64 (38.64)	100 m :	1:21.27 (42.63)	[1:21.27]			
2.	II2-CAMACHO DUNIA	1988	MEX	MEXICO	---	1:24.94	413 pts
50 m :	40.29 (40.29)	100 m :	1:24.94 (44.65)	[1:24.94]			
3.	II2-AGUDO ORTEGA-VILLAIZAN IRIS	1994	ESP	SPAIN	+0.71	1:26.75	375 pts
50 m :	41.28 (41.28)	100 m :	1:26.75 (45.47)	[1:26.75]			
4.	II2-SCHERDER MAGGIE	2002	USA	UNITED STATES OF AMERICA	+0.94	1:26.86	373 pts
50 m :	40.90 (40.90)	100 m :	1:26.86 (45.96)	[1:26.86]			
5.	II2-MC CRINDLE CERY S	2002	GBR	GREAT BRITAIN	+0.94	1:30.67	300 pts
50 m :	43.10 (43.10)	100 m :	1:30.67 (47.57)	[1:30.67]			
6.	II2-CORTES MURCIA YEIMY CAROLINA	1997	COL	COLOMBIA	+0.81	1:36.71	201 pts
50 m :	46.48 (46.48)	100 m :	1:36.71 (50.23)	[1:36.71]			
7.	II2-DONOGHUE MELISSA	1987	NZL	NEW ZEALAND	---	1:37.01	197 pts
50 m :	46.28 (46.28)	100 m :	1:37.01 (50.73)	[1:37.01]			
8.	II2-ANDRE DELPHINE	1998	FRA	FRANCE	+0.79	1:38.96	169 pts
50 m :	46.39 (46.39)	100 m :	1:38.96 (52.57)	[1:38.96]			

Partial results

[FFN quotation]

Final A - I12 : 200 Medley Men

[Thursday, 08/06/2023]

1.	I12-VAZ JOÃO	1992	POR	PORTUGAL	+0.89	3:06.96	444 pts	
50 m :	38.89 (38.89)	100 m :	1:30.65 (51.76)	[1:30.65]	150 m :	2:20.04 (49.39)	200 m :	3:06.96 (46.92) [1:36.31]
2.	I12-ALMEIDA ANDRÉ	2000	POR	PORTUGAL	+0.90	3:11.06	406 pts	
50 m :	40.15 (40.15)	100 m :	1:30.36 (50.21)	[1:30.36]	150 m :	2:27.98 (57.62)	200 m :	3:11.06 (43.08) [1:40.70]
3.	I12-PICCININI FRANCESCO	1995	ITA	ITALY	+0.83	3:12.94	390 pts	
50 m :	40.05 (40.05)	100 m :	1:31.50 (51.45)	[1:31.50]	150 m :	2:26.77 (55.27)	200 m :	3:12.94 (46.17) [1:41.44]
4.	I12-DOOLAN BRADLEY	1994	AUS	AUSTRALIA	+0.84	3:16.13	362 pts	
50 m :	43.32 (43.32)	100 m :	1:35.32 (52.00)	[1:35.32]	150 m :	2:32.64 (57.32)	200 m :	3:16.13 (43.49) [1:40.81]
5.	I12-LOIK KASPAR-PAUL	2001	EST	ESTONIA	+0.93	3:18.43	343 pts	
50 m :	43.67 (43.67)	100 m :	1:35.36 (51.69)	[1:35.36]	150 m :	2:32.29 (56.93)	200 m :	3:18.43 (46.14) [1:43.07]
6.	I12-MC GRANE RYAN	1992	AUS	AUSTRALIA	---	3:19.57	334 pts	
50 m :	44.27 (44.27)	100 m :	1:41.87 (57.60)	[1:41.87]	150 m :	2:34.56 (52.69)	200 m :	3:19.57 (45.01) [1:37.70]
---	I12-JURRIES JOSEPH	2002	USA	UNITED STATES OF AMERICA		DSQ		
---	I12-PINNERUP NIS HEIDE	1991	DEN	DENMARK		DSQ		

Partial results

[FFN quotation]

Final A - II2 : 200 Medley Women

[Thursday, 08/06/2023]

1.	II2-RENOU CLÉO	2001	FRA	FRANCE	+0.84	3:26.02	422 pts		
50 m :	42.06 (42.06)	100 m :	1:34.07 (52.01)	[1:34.07]	150 m :	2:38.67 (1:04.60)	200 m :	3:26.02 (47.35)	[1:51.95]
2.	II2-CHIAPPA SABRINA	2000	ITA	ITALY	+0.92	3:32.40	369 pts		
50 m :	49.86 (49.86)	100 m :	1:42.15 (52.29)	[1:42.15]	150 m :	2:40.23 (58.08)	200 m :	3:32.40 (52.17)	[1:50.25]
3.	II2-MORISHITA AYAKO	1997	JPN	JAPAN	+0.75	3:34.40	353 pts		
50 m :	43.68 (43.68)	100 m :	1:45.90 (1:02.22)	[1:45.90]	150 m :	2:48.11 (1:02.21)	200 m :	3:34.40 (46.29)	[1:48.50]
4.	II2-THOMPSON HELEN	2003	GBR	GREAT BRITAIN	---	3:39.60	313 pts		
50 m :	50.56 (50.56)	100 m :	1:49.66 (59.10)	[1:49.66]	150 m :	2:52.02 (1:02.36)	200 m :	3:39.60 (47.58)	[1:49.94]
5.	II2-ANDRE DELPHINE	1998	FRA	FRANCE	+0.96	3:46.99	261 pts		
50 m :	48.56 (48.56)	100 m :	1:45.93 (57.37)	[1:45.93]	150 m :	2:54.53 (1:08.60)	200 m :	3:46.99 (52.46)	[2:01.06]
6.	II2-RUDD-JONES JEMIMA	1996	GBR	GREAT BRITAIN	+0.83	3:55.29	208 pts		
50 m :	49.58 (49.58)	100 m :	1:55.45 (1:05.87)	[1:55.45]	150 m :	3:00.03 (1:04.58)	200 m :	3:55.29 (55.26)	[1:59.84]
7.	II2-ANTUNES KELLY	1981	BRA	BRAZIL	---	4:05.37	151 pts		
50 m :	56.89 (56.89)	100 m :	2:03.94 (1:07.05)	[2:03.94]	150 m :	3:07.32 (1:03.38)	200 m :	4:05.37 (58.05)	[2:01.43]
---	II2-SCHERDER MAGGIE	2002	USA	UNITED STATES OF AMERICA			DSQ		

Results

[FFN quotation]

Final A - I13 : 50 Breaststroke Men

[Thursday, 08/06/2023]

1.	I13-CREGAN GABRIEL	2007	AUS	AUSTRALIA	+0.80	34.12	937 pts
2.	I13-FALCHI MATTEO	1998	ITA	ITALY	+0.78	35.28	882 pts
3.	I13-WONDAFEREW DANIEL	2001	USA	UNITED STATES OF AMERICA	+0.72	35.88	854 pts
4.	I13-HOWELLS ISAAC	2008	AUS	AUSTRALIA	+0.80	38.12	754 pts
5.	I13-AHMED OMAR	1998	EGY	EGYPT	+0.81	40.12	670 pts

Results

[FFN quotation]

Final A - II3 : 50 Breaststroke Women

[Thursday, 08/06/2023]

1.	II3-MOORE AMELIA	2007	AUS	AUSTRALIA	+0.75	39.98	852 pts
2.	II3-RASMUSSEN MARIA KJER	2007	DEN	DENMARK	+0.75	41.78	771 pts
3.	II3-HOWELLS GABRIELLA	2003	AUS	AUSTRALIA	+0.78	47.85	527 pts

Results

[FFN quotation]

Final A - I13 : 100 Freestyle Men

[Thursday, 08/06/2023]

1.	I13-PARISOT AXEL	2000	FRA	FRANCE	+0.79	54.98	1089 pts
50 m :	26.76 (26.76)	100 m :	54.98 (28.22)	[54.98]			
2.	I13-HEJAIJ ALEXANDER	2002	AUS	AUSTRALIA	+0.75	56.83	1029 pts
50 m :	27.78 (27.78)	100 m :	56.83 (29.05)	[56.83]			
3.	I13-FALCHI MATTEO	1998	ITA	ITALY	+0.77	58.27	983 pts
50 m :	28.35 (28.35)	100 m :	58.27 (29.92)	[58.27]			
4.	I13-CASARA FEDERICO	2002	ITA	ITALY	+0.81	59.58	943 pts
50 m :	28.90 (28.90)	100 m :	59.58 (30.68)	[59.58]			
5.	I13-BITTANE NATIV SHLOMO	2008	ISR	ISRAEL	+0.75	1:01.14	895 pts
50 m :	28.24 (28.24)	100 m :	1:01.14 (32.90)	[1:01.14]			
6.	I13-KRISTMANNSSON SNAEVAR ORN	2006	ISL	ICELAND	+0.85	1:01.27	891 pts
50 m :	29.72 (29.72)	100 m :	1:01.27 (31.55)	[1:01.27]			
6.	I13-MINNAI FEDERICO FRANCESCO	2005	ITA	ITALY	+0.71	1:01.27	891 pts
50 m :	29.61 (29.61)	100 m :	1:01.27 (31.66)	[1:01.27]			
8.	I13-LANDA ALVIN VOLF	2008	ISR	ISRAEL	+0.83	1:01.32	890 pts
50 m :	29.15 (29.15)	100 m :	1:01.32 (32.17)	[1:01.32]			

Results

[FFN quotation]

Final A - I13 : 100 Freestyle Women

[Thursday, 08/06/2023]

1.	I13-DREAN MAËLLYS	2005	FRA	FRANCE	+0.90	1:04.28	966 pts
50 m :	30.93 (30.93)	100 m :	1:04.28 (33.35)	[1:04.28]			
2.	I13-ETRINGER MANON	2008	FRA	FRANCE	+0.73	1:05.77	918 pts
50 m :	32.07 (32.07)	100 m :	1:05.77 (33.70)	[1:05.77]			
3.	I13-MOORE AMELIA	2007	AUS	AUSTRALIA	+0.76	1:07.36	868 pts
50 m :	32.06 (32.06)	100 m :	1:07.36 (35.30)	[1:07.36]			
4.	I13-BUCK ZOIE	2006	USA	UNITED STATES OF AMERICA	+0.91	1:12.45	719 pts
50 m :	35.34 (35.34)	100 m :	1:12.45 (37.11)	[1:12.45]			
5.	I13-DABIC BEL	2007	AUS	AUSTRALIA	+0.90	1:13.05	703 pts
50 m :	34.85 (34.85)	100 m :	1:13.05 (38.20)	[1:13.05]			
6.	I13-DAVADOTTIR SIGNA VAR	1998	FAR	FAROE ISLANDS	+0.82	1:16.03	623 pts
50 m :	36.95 (36.95)	100 m :	1:16.03 (39.08)	[1:16.03]			
7.	I13-WATSON GENEVIEVE	2002	NZL	NEW ZEALAND	+0.94	1:25.50	401 pts
50 m :	39.70 (39.70)	100 m :	1:25.50 (45.80)	[1:25.50]			

Results

[FFN quotation]

Final A - I13 : 200 Medley Men

[Thursday, 08/06/2023]

1.	I13-PARISOT AXEL	2000	FRA	FRANCE	+0.74	2:16.51	1040 pts		
50 m :	29.17 (29.17)	100 m :	1:05.34 (36.17)	[1:05.34]	150 m :	1:44.94 (39.60)	200 m :	2:16.51 (31.57)	[1:11.17]
2.	I13-HEJAIJ ALEXANDER	2002	AUS	AUSTRALIA	+0.75	2:24.84	924 pts		
50 m :	29.18 (29.18)	100 m :	1:08.96 (39.78)	[1:08.96]	150 m :	1:54.78 (45.82)	200 m :	2:24.84 (30.06)	[1:15.88]
3.	I13-CREGAN GABRIEL	2007	AUS	AUSTRALIA	+0.85	2:26.60	900 pts		
50 m :	31.75 (31.75)	100 m :	1:09.97 (38.22)	[1:09.97]	150 m :	1:51.53 (41.56)	200 m :	2:26.60 (35.07)	[1:16.63]
4.	I13-DANIELSEN MARIUS	2005	DEN	DENMARK	+0.80	2:30.53	849 pts		
50 m :	30.52 (30.52)	100 m :	1:08.95 (38.43)	[1:08.95]	150 m :	1:54.70 (45.75)	200 m :	2:30.53 (35.83)	[1:21.58]
5.	I13-CASARA FEDERICO	2002	ITA	ITALY	+0.77	2:30.68	847 pts		
50 m :	31.27 (31.27)	100 m :	1:11.13 (39.86)	[1:11.13]	150 m :	1:56.09 (44.96)	200 m :	2:30.68 (34.59)	[1:19.55]
6.	I13-FALCHI MATTEO	1998	ITA	ITALY	+0.75	2:33.92	806 pts		
50 m :	35.26 (35.26)	100 m :	1:16.64 (41.38)	[1:16.64]	150 m :	2:00.05 (43.41)	200 m :	2:33.92 (33.87)	[1:17.28]
7.	I13-HOWELLS ISAAC	2008	AUS	AUSTRALIA	+0.86	2:53.34	580 pts		
50 m :	34.99 (34.99)	100 m :	1:19.92 (44.93)	[1:19.92]	150 m :	2:12.54 (52.62)	200 m :	2:53.34 (40.80)	[1:33.42]

Results

[FFN quotation]

Final A - I13 : 200 Medley Women

[Thursday, 08/06/2023]

1.	I13-RASMUSSEN MARIA KJER	2007	DEN	DENMARK	+0.72	2:50.67	781 pts		
50 m :	34.76 (34.76)	100 m :	1:19.34 (44.58)	[1:19.34]	150 m :	2:09.81 (50.47)	200 m :	2:50.67 (40.86)	[1:31.33]
2.	I13-MOORE AMELIA	2007	AUS	AUSTRALIA	+0.79	3:00.35	672 pts		
50 m :	37.05 (37.05)	100 m :	1:25.36 (48.31)	[1:25.36]	150 m :	2:20.55 (55.19)	200 m :	3:00.35 (39.80)	[1:34.99]
3.	I13-HOWELLS GABRIELLA	2003	AUS	AUSTRALIA	+0.76	3:01.84	656 pts		
50 m :	38.62 (38.62)	100 m :	1:28.68 (50.06)	[1:28.68]	150 m :	2:22.20 (53.52)	200 m :	3:01.84 (39.64)	[1:33.16]
4.	I13-BUCK ZOIE	2006	USA	UNITED STATES OF AMERICA	+0.91	3:11.43	557 pts		
50 m :	42.01 (42.01)	100 m :	1:30.28 (48.27)	[1:30.28]	150 m :	2:32.35 (1:02.07)	200 m :	3:11.43 (39.08)	[1:41.15]
5.	I13-DABIC BEL	2007	AUS	AUSTRALIA	+0.95	3:15.81	514 pts		
50 m :	40.55 (40.55)	100 m :	1:33.11 (52.56)	[1:33.11]	150 m :	2:31.25 (58.14)	200 m :	3:15.81 (44.56)	[1:42.70]

Results

[FFN quotation]

Final heat : 1500 Freestyle Men

[Thursday, 08/06/2023]

1. I11-CHEUNG TSUN LOK		2005	HKG	HONG KONG	+0.77	17:15.55	1044 pts		
50 m :	29.38 (29.38)	100 m :	1:01.16 (31.78)	[1:01.16]	150 m :	1:34.38 (33.22)	200 m :	2:07.40 (33.02)	[1:06.24]
250 m :	2:41.06 (33.66)	300 m :	3:15.00 (33.94)	[1:07.60]	350 m :	3:49.58 (34.58)	400 m :	4:23.26 (33.68)	[1:08.26]
450 m :	4:58.07 (34.81)	500 m :	5:32.80 (34.73)	[1:09.54]	550 m :	6:07.63 (34.83)	600 m :	6:42.76 (35.13)	[1:09.96]
650 m :	7:17.76 (35.00)	700 m :	7:53.15 (35.39)	[1:10.39]	750 m :	8:28.36 (35.21)	800 m :	9:03.38 (35.02)	[1:10.23]
850 m :	9:38.72 (35.34)	900 m :	10:13.96 (35.24)	[1:10.58]	950 m :	10:49.50 (35.54)	1000 m :	11:24.87 (35.37)	[1:10.91]
1050 m :	11:59.81 (34.94)	1100 m :	12:34.80 (34.99)	[1:09.93]	1150 m :	13:10.64 (35.84)	1200 m :	13:46.50 (35.86)	[1:11.70]
1250 m :	14:21.81 (35.31)	1300 m :	14:57.26 (35.45)	[1:10.76]	1350 m :	15:32.03 (34.77)	1400 m :	16:07.10 (35.07)	[1:09.84]
1450 m :	16:41.47 (34.37)	1500 m :	17:15.55 (34.08)	[1:08.45]					
2. I11-CASALI KEVIN		1993	ITA	ITALY	+0.89	17:28.42	1018 pts		
50 m :	32.09 (32.09)	100 m :	1:05.85 (33.76)	[1:05.85]	150 m :	1:39.82 (33.97)	200 m :	2:14.52 (34.70)	[1:08.67]
250 m :	2:49.10 (34.58)	300 m :	3:24.50 (35.40)	[1:09.98]	350 m :	3:58.78 (34.28)	400 m :	4:33.30 (34.52)	[1:08.80]
450 m :	5:08.53 (35.23)	500 m :	5:44.74 (36.21)	[1:11.44]	550 m :	6:20.21 (35.47)	600 m :	6:55.65 (35.44)	[1:10.91]
650 m :	7:30.84 (35.19)	700 m :	8:06.85 (36.01)	[1:11.20]	750 m :	8:41.84 (34.99)	800 m :	9:17.40 (35.56)	[1:10.55]
850 m :	9:52.03 (34.63)	900 m :	10:27.39 (35.36)	[1:09.99]	950 m :	11:02.51 (35.12)	1000 m :	11:38.05 (35.54)	[1:10.66]
1050 m :	12:13.45 (35.40)	1100 m :	12:48.58 (35.13)	[1:10.53]	1150 m :	13:23.50 (34.92)	1200 m :	13:59.32 (35.82)	[1:10.74]
1250 m :	14:34.74 (35.42)	1300 m :	15:10.54 (35.80)	[1:11.22]	1350 m :	15:45.91 (35.37)	1400 m :	16:20.78 (34.87)	[1:10.24]
1450 m :	16:55.06 (34.28)	1500 m :	17:28.42 (33.36)	[1:07.64]					
3. I11-ALFORD JOSHUA		1995	AUS	AUSTRALIA	+0.82	17:36.62	1002 pts		
50 m :	31.35 (31.35)	100 m :	1:06.12 (34.77)	[1:06.12]	150 m :	1:40.94 (34.82)	200 m :	2:16.04 (35.10)	[1:09.92]
250 m :	2:51.35 (35.31)	300 m :	3:25.97 (34.62)	[1:09.93]	350 m :	4:00.58 (34.61)	400 m :	4:35.58 (35.00)	[1:09.61]
450 m :	5:10.97 (35.39)	500 m :	5:45.04 (34.07)	[1:09.46]	550 m :	6:19.37 (34.33)	600 m :	6:54.36 (34.99)	[1:09.32]
650 m :	7:29.31 (34.95)	700 m :	8:04.90 (35.59)	[1:10.54]	750 m :	8:40.26 (35.36)	800 m :	9:15.65 (35.39)	[1:10.75]
850 m :	9:50.76 (35.11)	900 m :	10:26.77 (36.01)	[1:11.12]	950 m :	11:02.93 (36.16)	1000 m :	11:39.65 (36.72)	[1:12.88]
1050 m :	12:15.86 (36.21)	1100 m :	12:52.17 (36.31)	[1:12.52]	1150 m :	13:28.82 (36.65)	1200 m :	14:05.26 (36.44)	[1:13.09]
1250 m :	14:41.20 (35.94)	1300 m :	15:16.57 (35.37)	[1:11.31]	1350 m :	15:52.22 (35.65)	1400 m :	16:27.47 (35.25)	[1:10.90]
1450 m :	17:02.10 (34.63)	1500 m :	17:36.62 (34.52)	[1:09.15]					
4. I11-YAMANAKA YUKI		1997	JPN	JAPAN	+0.91	17:48.67	978 pts		
50 m :	32.23 (32.23)	100 m :	1:07.68 (35.45)	[1:07.68]	150 m :	1:43.15 (35.47)	200 m :	2:19.41 (36.26)	[1:11.73]
250 m :	2:55.01 (35.60)	300 m :	3:30.43 (35.42)	[1:11.02]	350 m :	4:06.03 (35.60)	400 m :	4:41.55 (35.52)	[1:11.12]
450 m :	5:16.93 (35.38)	500 m :	5:53.01 (36.08)	[1:11.46]	550 m :	6:28.49 (35.48)	600 m :	7:03.98 (35.49)	[1:10.97]
650 m :	7:37.12 (33.14)	700 m :	8:14.91 (37.79)	[1:10.93]	750 m :	8:51.14 (36.23)	800 m :	9:26.74 (35.60)	[1:11.83]
850 m :	10:01.03 (34.29)	900 m :	10:39.49 (38.46)	[1:12.75]	950 m :	11:15.50 (36.01)	1000 m :	11:51.41 (35.91)	[1:11.92]
1050 m :	12:27.88 (36.47)	1100 m :	13:03.82 (35.94)	[1:12.41]	1150 m :	13:40.84 (37.02)	1200 m :	14:16.79 (35.95)	[1:12.97]
1250 m :	14:52.20 (35.41)	1300 m :	15:29.12 (36.92)	[1:12.33]	1350 m :	16:03.31 (34.19)	1400 m :	16:40.04 (36.73)	[1:10.92]
1450 m :	17:16.36 (36.32)	1500 m :	17:48.67 (32.31)	[1:08.63]					
5. I11-MOLINA MEDINA NICOLAS		1997	COL	COLOMBIA	+0.73	18:37.28	886 pts		
50 m :	32.00 (32.00)	100 m :	1:08.17 (36.17)	[1:08.17]	150 m :	1:44.38 (36.21)	200 m :	2:21.24 (36.86)	[1:13.07]
250 m :	2:58.05 (36.81)	300 m :	3:35.22 (37.17)	[1:13.98]	350 m :	4:12.99 (37.77)	400 m :	4:50.72 (37.73)	[1:15.50]
450 m :	5:28.77 (38.05)	500 m :	6:05.79 (37.02)	[1:15.07]	550 m :	6:43.83 (38.04)	600 m :	7:21.10 (37.27)	[1:15.31]
650 m :	7:58.79 (37.69)	700 m :	8:36.51 (37.72)	[1:15.41]	750 m :	9:14.37 (37.86)	800 m :	9:52.59 (38.22)	[1:16.08]
850 m :	10:29.94 (37.35)	900 m :	11:07.06 (37.12)	[1:14.47]	950 m :	11:45.01 (37.95)	1000 m :	12:23.85 (38.84)	[1:16.79]
1050 m :	13:02.10 (38.25)	1100 m :	13:39.09 (36.99)	[1:15.24]	1150 m :	14:16.40 (37.31)	1200 m :	14:55.22 (38.82)	[1:16.13]
1250 m :	15:33.74 (38.52)	1300 m :	16:11.82 (38.08)	[1:16.60]	1350 m :	16:48.48 (36.66)	1400 m :	17:23.12 (34.64)	[1:11.30]
1450 m :	18:03.91 (40.79)	1500 m :	18:37.28 (33.37)	[1:14.16]					
6. I11-PAREDES MARCO LUIS FRANCISCO		1993	ESP	SPAIN	+0.85	18:50.77	861 pts		
50 m :	32.69 (32.69)	100 m :	1:08.64 (35.95)	[1:08.64]	150 m :	1:45.61 (36.97)	200 m :	2:22.40 (36.79)	[1:13.76]
250 m :	3:00.18 (37.78)	300 m :	3:37.28 (37.10)	[1:14.88]	350 m :	4:14.56 (37.28)	400 m :	4:52.25 (37.69)	[1:14.97]
450 m :	5:30.17 (37.92)	500 m :	6:08.15 (37.98)	[1:15.90]	550 m :	6:46.03 (37.88)	600 m :	7:24.09 (38.06)	[1:15.94]
650 m :	8:01.83 (37.74)	700 m :	8:40.42 (38.59)	[1:16.33]	750 m :	9:18.68 (38.26)	800 m :	9:57.00 (38.32)	[1:16.58]
850 m :	10:36.33 (39.33)	900 m :	11:14.78 (38.45)	[1:17.78]	950 m :	11:53.65 (38.87)	1000 m :	12:31.40 (37.75)	[1:16.62]
1050 m :	13:09.88 (38.48)	1100 m :	13:48.18 (38.30)	[1:16.78]	1150 m :	14:26.65 (38.47)	1200 m :	15:04.94 (38.29)	[1:16.76]
1250 m :	15:43.44 (38.50)	1300 m :	16:21.57 (38.13)	[1:16.63]	1350 m :	17:00.41 (38.84)	1400 m :	17:38.89 (38.48)	[1:17.32]
1450 m :	18:16.20 (37.31)	1500 m :	18:50.77 (34.57)	[1:11.88]					

Results

(Next) Final heat : 1500 Freestyle Men

[Thursday, 08/06/2023]

7. I11-CHEN YU CHIA		1998	MAC	MACAU	+0.83	19:01.03	843 pts
50 m : 30.17 (30.17)	100 m : 1:05.05 (34.88)	[1:05.05]	150 m : 1:41.54 (36.49)	200 m : 2:19.09 (37.55)	[1:14.04]		
250 m : 2:56.98 (37.89)	300 m : 3:35.41 (38.43)	[1:16.32]	350 m : 4:13.54 (38.13)	400 m : 4:51.80 (38.26)	[1:16.39]		
450 m : 5:30.45 (38.65)	500 m : 6:09.51 (39.06)	[1:17.71]	550 m : 6:48.62 (39.11)	600 m : 7:26.89 (38.27)	[1:17.38]		
650 m : 8:06.10 (39.21)	700 m : 8:45.36 (39.26)	[1:18.47]	750 m : 9:25.17 (39.81)	800 m : 10:04.19 (39.02)	[1:18.83]		
850 m : 10:43.85 (39.66)	900 m : 11:22.20 (38.35)	[1:18.01]	950 m : 12:01.93 (39.73)	1000 m : 12:40.87 (38.94)	[1:18.67]		
1050 m : 13:20.47 (39.60)	1100 m : 13:59.21 (38.74)	[1:18.34]	1150 m : 14:38.33 (39.12)	1200 m : 15:16.95 (38.62)	[1:17.74]		
1250 m : 15:56.48 (39.53)	1300 m : 16:34.39 (37.91)	[1:17.44]	1350 m : 17:13.19 (38.80)	1400 m : 17:49.88 (36.69)	[1:15.49]		
1450 m : 18:26.47 (36.59)	1500 m : 19:01.03 (34.56)	[1:11.15]					
8. I11-KHALILI NADER		2001	FIN	FINLAND	+0.76	19:02.40	840 pts
50 m : 28.48 (28.48)	100 m : 1:00.40 (31.92)	[1:00.40]	150 m : 1:33.62 (33.22)	200 m : 2:06.67 (33.05)	[1:06.27]		
250 m : 2:40.38 (33.71)	300 m : 3:14.14 (33.76)	[1:07.47]	350 m : 3:48.13 (33.99)	400 m : 4:22.12 (33.99)	[1:07.98]		
450 m : 4:56.21 (34.09)	500 m : 5:30.51 (34.30)	[1:08.39]	550 m : 6:04.56 (34.05)	600 m : 6:38.95 (34.39)	[1:08.44]		
650 m : 7:13.02 (34.07)	700 m : 7:47.69 (34.67)	[1:08.74]	750 m : 8:22.17 (34.48)	800 m : 8:56.62 (34.45)	[1:08.93]		
850 m : 9:30.73 (34.11)	900 m : 10:04.77 (34.04)	[1:08.15]	950 m : 10:38.20 (33.43)	1000 m : 11:10.25 (32.05)	[1:05.48]		
1050 m : 11:49.26 (39.01)	1100 m : 12:22.82 (33.56)	[1:12.57]	1150 m : 13:15.62 (52.80)	1200 m : 13:51.69 (36.07)	[1:28.87]		
1250 m : 14:39.80 (48.11)	1300 m : 15:21.20 (41.40)	[1:29.51]	1350 m : 16:19.07 (57.87)	1400 m : 17:07.72 (48.65)	[1:46.52]		
1450 m : 18:09.64 (1:01.92)	1500 m : 19:02.40 (52.76)	[1:54.68]					
9. I11-CASTELL FERRERES SERGI		2000	ESP	SPAIN	+0.89	19:20.29	808 pts
50 m : 32.32 (32.32)	100 m : 1:08.76 (36.44)	[1:08.76]	150 m : 1:47.06 (38.30)	200 m : 2:24.29 (37.23)	[1:15.53]		
250 m : 3:02.07 (37.78)	300 m : 3:40.09 (38.02)	[1:15.80]	350 m : 4:18.17 (38.08)	400 m : 4:56.75 (38.58)	[1:16.66]		
450 m : 5:36.74 (39.99)	500 m : 6:16.05 (39.31)	[1:19.30]	550 m : 6:55.17 (39.12)	600 m : 7:34.46 (39.29)	[1:18.41]		
650 m : 8:14.86 (40.40)	700 m : 8:53.95 (39.09)	[1:19.49]	750 m : 9:32.94 (38.99)	800 m : 10:13.34 (40.40)	[1:19.39]		
850 m : 10:51.58 (38.24)	900 m : 11:29.64 (38.06)	[1:16.30]	950 m : 12:09.56 (39.92)	1000 m : 12:48.70 (39.14)	[1:19.06]		
1050 m : 13:26.75 (38.05)	1100 m : 14:06.03 (39.28)	[1:17.33]	1150 m : 14:45.59 (39.56)	1200 m : 15:25.06 (39.47)	[1:19.03]		
1250 m : 16:06.01 (40.95)	1300 m : 16:44.79 (38.78)	[1:19.73]	1350 m : 17:24.91 (40.12)	1400 m : 18:05.04 (40.13)	[1:20.25]		
1450 m : 18:42.97 (37.93)	1500 m : 19:20.29 (37.32)	[1:15.25]					
10. I11-DUARTE SAMUEL		2004	POR	PORTUGAL	+0.75	19:21.58	806 pts
50 m : 31.67 (31.67)	100 m : 1:07.63 (35.96)	[1:07.63]	150 m : 1:44.75 (37.12)	200 m : 2:22.22 (37.47)	[1:14.59]		
250 m : 2:59.59 (37.37)	300 m : 3:38.06 (38.47)	[1:15.84]	350 m : 4:16.63 (38.57)	400 m : 4:54.93 (38.30)	[1:16.87]		
450 m : 5:32.33 (37.40)	500 m : 6:11.74 (39.41)	[1:16.81]	550 m : 6:50.81 (39.07)	600 m : 7:29.95 (39.14)	[1:18.21]		
650 m : 8:09.33 (39.38)	700 m : 8:48.22 (38.89)	[1:18.27]	750 m : 9:27.76 (39.54)	800 m : 10:07.29 (39.53)	[1:19.07]		
850 m : 10:46.71 (39.42)	900 m : 11:25.63 (38.92)	[1:18.34]	950 m : 12:05.94 (40.31)	1000 m : 12:46.34 (40.40)	[1:20.71]		
1050 m : 13:26.51 (40.17)	1100 m : 14:06.42 (39.91)	[1:20.08]	1150 m : 14:46.09 (39.67)	1200 m : 15:26.70 (40.61)	[1:20.28]		
1250 m : 16:07.25 (40.55)	1300 m : 16:47.38 (40.13)	[1:20.68]	1350 m : 17:27.17 (39.79)	1400 m : 18:06.77 (39.60)	[1:19.39]		
1450 m : 18:46.05 (39.28)	1500 m : 19:21.58 (35.53)	[1:14.81]					
11. I11-SABOUR AYMAN		2001	EGY	EGYPT	+0.78	19:33.96	784 pts
50 m : 31.94 (31.94)	100 m : 1:08.55 (36.61)	[1:08.55]	150 m : 1:46.49 (37.94)	200 m : 2:25.19 (38.70)	[1:16.64]		
250 m : 3:03.64 (38.45)	300 m : 3:43.17 (39.53)	[1:17.98]	350 m : 4:21.98 (38.81)	400 m : 5:01.61 (39.63)	[1:18.44]		
450 m : 5:40.57 (38.96)	500 m : 6:20.64 (40.07)	[1:19.03]	550 m : 6:59.32 (38.68)	600 m : 7:39.21 (39.89)	[1:18.57]		
650 m : 8:18.07 (38.86)	700 m : 8:58.02 (39.95)	[1:18.81]	750 m : 9:37.30 (39.28)	800 m : 10:16.80 (39.50)	[1:18.78]		
850 m : 10:56.57 (39.77)	900 m : 11:36.49 (39.92)	[1:19.69]	950 m : 12:16.17 (39.68)	1000 m : 12:56.09 (39.92)	[1:19.60]		
1050 m : 13:35.69 (39.60)	1100 m : 14:15.68 (39.99)	[1:19.59]	1150 m : 14:54.73 (39.05)	1200 m : 15:34.70 (39.97)	[1:19.02]		
1250 m : 16:14.58 (39.88)	1300 m : 16:54.93 (40.35)	[1:20.23]	1350 m : 17:33.83 (38.90)	1400 m : 18:14.83 (41.00)	[1:19.90]		
1450 m : 18:54.53 (39.70)	1500 m : 19:33.96 (39.43)	[1:19.13]					
12. I13-ABOUGODA MOHAMED		2004	EGY	EGYPT	+0.71	19:38.16	777 pts
50 m : 31.46 (31.46)	100 m : 1:06.70 (35.24)	[1:06.70]	150 m : 1:43.79 (37.09)	200 m : 2:21.21 (37.42)	[1:14.51]		
250 m : 2:58.60 (37.39)	300 m : 3:35.78 (37.18)	[1:14.57]	350 m : 4:14.43 (38.65)	400 m : 4:52.10 (37.67)	[1:16.32]		
450 m : 5:29.99 (37.89)	500 m : 6:08.47 (38.48)	[1:16.37]	550 m : 6:47.94 (39.47)	600 m : 7:27.32 (39.38)	[1:18.85]		
650 m : 8:08.05 (40.73)	700 m : 8:50.03 (41.98)	[1:22.71]	750 m : 9:29.09 (39.06)	800 m : 10:10.32 (41.23)	[1:20.29]		
850 m : 10:52.70 (42.38)	900 m : 11:36.71 (44.01)	[1:26.39]	950 m : 12:19.57 (42.86)	1000 m : 13:03.98 (44.41)	[1:27.27]		
1050 m : 13:45.21 (41.23)	1100 m : 14:25.27 (40.06)	[1:21.29]	1150 m : 15:07.47 (42.20)	1200 m : 15:46.14 (38.67)	[1:20.87]		
1250 m : 16:27.61 (41.47)	1300 m : 17:07.54 (39.93)	[1:21.40]	1350 m : 17:47.57 (40.03)	1400 m : 18:27.91 (40.34)	[1:20.37]		
1450 m : 19:04.34 (36.43)	1500 m : 19:38.16 (33.82)	[1:10.25]					
13. I11-BUGLER JACK		2002	NZL	NEW ZEALAND	+0.78	19:40.68	773 pts
50 m : 34.45 (34.45)	100 m : 1:11.73 (37.28)	[1:11.73]	150 m : 1:49.45 (37.72)	200 m : 2:28.19 (38.74)	[1:16.46]		
250 m : 3:06.56 (38.37)	300 m : 3:46.00 (39.44)	[1:17.81]	350 m : 4:26.53 (40.53)	400 m : 4:57.07 (30.54)	[1:11.07]		
450 m : 5:45.69 (48.62)	500 m : 6:25.32 (39.63)	[1:28.25]	550 m : 7:06.12 (40.80)	600 m : 7:45.91 (39.79)	[1:20.59]		
650 m : 8:27.30 (41.39)	700 m : 9:07.31 (40.01)	[1:21.40]	750 m : 9:48.34 (41.03)	800 m : 10:27.53 (39.19)	[1:20.22]		
850 m : 11:08.44 (40.91)	900 m : 11:48.18 (39.74)	[1:20.65]	950 m : 12:29.72 (41.54)	1000 m : 13:08.45 (38.73)	[1:20.27]		
1050 m : 13:48.12 (39.67)	1100 m : 14:27.89 (39.77)	[1:19.44]	1150 m : 15:07.63 (39.74)	1200 m : 15:47.12 (39.49)	[1:19.23]		
1250 m : 16:27.26 (40.14)	1300 m : 17:07.16 (39.90)	[1:20.04]	1350 m : 17:47.92 (40.76)	1400 m : 18:25.69 (37.77)	[1:18.53]		
1450 m : 19:05.22 (39.53)	1500 m : 19:40.68 (35.46)	[1:14.99]					

Results

(Next) Final heat : 1500 Freestyle Men

[Thursday, 08/06/2023]

14. I13-VIVAS GUERRERO NICOLAS		2004	COL	COLOMBIA	+0.69	19:57.84	743 pts		
50 m :	36.23 (36.23)	100 m :	1:16.10 (39.87)	[1:16.10]	150 m :	1:56.03 (39.93)	200 m :	2:36.26 (40.23)	[1:20.16]
250 m :	3:15.79 (39.53)	300 m :	3:57.40 (41.61)	[1:21.14]	350 m :	4:37.67 (40.27)	400 m :	5:17.53 (39.86)	[1:20.13]
450 m :	5:57.59 (40.06)	500 m :	6:38.10 (40.51)	[1:20.57]	550 m :	7:18.53 (40.43)	600 m :	7:59.24 (40.71)	[1:21.14]
650 m :	8:39.12 (39.88)	700 m :	9:19.88 (40.76)	[1:20.64]	750 m :	9:59.99 (40.11)	800 m :	10:40.57 (40.58)	[1:20.69]
850 m :	11:21.06 (40.49)	900 m :	12:01.89 (40.83)	[1:21.32]	950 m :	12:42.23 (40.34)	1000 m :	13:23.15 (40.92)	[1:21.26]
1050 m :	14:03.55 (40.40)	1100 m :	14:44.57 (41.02)	[1:21.42]	1150 m :	15:25.48 (40.91)	1200 m :	16:06.46 (40.98)	[1:21.89]
1250 m :	16:45.48 (39.02)	1300 m :	17:24.36 (38.88)	[1:17.90]	1350 m :	18:04.08 (39.72)	1400 m :	18:42.99 (38.91)	[1:18.63]
1450 m :	19:21.72 (38.73)	1500 m :	19:57.84 (36.12)	[1:14.85]					
15. I12-COLOMBY CLÉMENT		1991	FRA	FRANCE	---	24:43.58	338 pts		
50 m :	45.33 (45.33)	100 m :	1:33.30 (47.97)	[1:33.30]	150 m :	2:22.50 (49.20)	200 m :	3:12.05 (49.55)	[1:38.75]
250 m :	4:02.50 (50.45)	300 m :	4:52.23 (49.73)	[1:40.18]	350 m :	5:42.12 (49.89)	400 m :	6:31.78 (49.66)	[1:39.55]
450 m :	7:22.40 (50.62)	500 m :	8:11.98 (49.58)	[1:40.20]	550 m :	9:02.42 (50.44)	600 m :	9:51.61 (49.19)	[1:39.63]
650 m :	10:41.82 (50.21)	700 m :	11:32.06 (50.24)	[1:40.45]	750 m :	12:21.88 (49.82)	800 m :	13:11.35 (49.47)	[1:39.29]
850 m :	14:01.64 (50.29)	900 m :	14:50.96 (49.32)	[1:39.61]	950 m :	15:41.30 (50.34)	1000 m :	16:30.77 (49.47)	[1:39.81]
1050 m :	17:20.74 (49.97)	1100 m :	18:10.91 (50.17)	[1:40.14]	1150 m :	19:01.02 (50.11)	1200 m :	19:50.83 (49.81)	[1:39.92]
1250 m :	20:41.05 (50.22)	1300 m :	21:31.08 (50.03)	[1:40.25]	1350 m :	22:21.75 (50.67)	1400 m :	23:11.38 (49.63)	[1:40.30]
1450 m :	24:01.32 (49.94)	1500 m :	24:43.58 (42.26)	[1:32.20]					
---	I11-ASLAN MERT	1998	TUR	TÜRKIYE			DSQ		
---	I11-SEZGIN HIKMET CEM	1997	TUR	TÜRKIYE			DSQ		
---	I11-FINOL TORRES ANDRÉS JAVIER	1999	VEN	VENEZUELA			DNS dec		
---	I13-DUSTOW LANCE	2001	NZL	NEW ZEALAND			DNS dec		

Partial results

[FFN quotation]

First heats : 1500 Freestyle Men

[Thursday, 08/06/2023]

1. I11-MOLINA MEDINA NICOLAS		1997	COL	COLOMBIA	+0.73	18:37.28	886 pts		
50 m :	32.00 (32.00)	100 m :	1:08.17 (36.17)	[1:08.17]	150 m :	1:44.38 (36.21)	200 m :	2:21.24 (36.86)	[1:13.07]
250 m :	2:58.05 (36.81)	300 m :	3:35.22 (37.17)	[1:13.98]	350 m :	4:12.99 (37.77)	400 m :	4:50.72 (37.73)	[1:15.50]
450 m :	5:28.77 (38.05)	500 m :	6:05.79 (37.02)	[1:15.07]	550 m :	6:43.83 (38.04)	600 m :	7:21.10 (37.27)	[1:15.31]
650 m :	7:58.79 (37.69)	700 m :	8:36.51 (37.72)	[1:15.41]	750 m :	9:14.37 (37.86)	800 m :	9:52.59 (38.22)	[1:16.08]
850 m :	10:29.94 (37.35)	900 m :	11:07.06 (37.12)	[1:14.47]	950 m :	11:45.01 (37.95)	1000 m :	12:23.85 (38.84)	[1:16.79]
1050 m :	13:02.10 (38.25)	1100 m :	13:39.09 (36.99)	[1:15.24]	1150 m :	14:16.40 (37.31)	1200 m :	14:55.22 (38.82)	[1:16.13]
1250 m :	15:33.74 (38.52)	1300 m :	16:11.82 (38.08)	[1:16.60]	1350 m :	16:48.48 (36.66)	1400 m :	17:23.12 (34.64)	[1:11.30]
1450 m :	18:03.91 (40.79)	1500 m :	18:37.28 (33.37)	[1:14.16]					
2. I11-DUARTE SAMUEL		2004	POR	PORTUGAL	+0.75	19:21.58	806 pts		
50 m :	31.67 (31.67)	100 m :	1:07.63 (35.96)	[1:07.63]	150 m :	1:44.75 (37.12)	200 m :	2:22.22 (37.47)	[1:14.59]
250 m :	2:59.59 (37.37)	300 m :	3:38.06 (38.47)	[1:15.84]	350 m :	4:16.63 (38.57)	400 m :	4:54.93 (38.30)	[1:16.87]
450 m :	5:32.33 (37.40)	500 m :	6:11.74 (39.41)	[1:16.81]	550 m :	6:50.81 (39.07)	600 m :	7:29.95 (39.14)	[1:18.21]
650 m :	8:09.33 (39.38)	700 m :	8:48.22 (38.89)	[1:18.27]	750 m :	9:27.76 (39.54)	800 m :	10:07.29 (39.53)	[1:19.07]
850 m :	10:46.71 (39.42)	900 m :	11:25.63 (38.92)	[1:18.34]	950 m :	12:05.94 (40.31)	1000 m :	12:46.34 (40.40)	[1:20.71]
1050 m :	13:26.51 (40.17)	1100 m :	14:06.42 (39.91)	[1:20.08]	1150 m :	14:46.09 (39.67)	1200 m :	15:26.70 (40.61)	[1:20.28]
1250 m :	16:07.25 (40.55)	1300 m :	16:47.38 (40.13)	[1:20.68]	1350 m :	17:27.17 (39.79)	1400 m :	18:06.77 (39.60)	[1:19.39]
1450 m :	18:46.05 (39.28)	1500 m :	19:21.58 (35.53)	[1:14.81]					
3. I11-SABOUR AYMAN		2001	EGY	EGYPT	+0.78	19:33.96	784 pts		
50 m :	31.94 (31.94)	100 m :	1:08.55 (36.61)	[1:08.55]	150 m :	1:46.49 (37.94)	200 m :	2:25.19 (38.70)	[1:16.64]
250 m :	3:03.64 (38.45)	300 m :	3:43.17 (39.53)	[1:17.98]	350 m :	4:21.98 (38.81)	400 m :	5:01.61 (39.63)	[1:18.44]
450 m :	5:40.57 (38.96)	500 m :	6:20.64 (40.07)	[1:19.03]	550 m :	6:59.32 (38.68)	600 m :	7:39.21 (39.89)	[1:18.57]
650 m :	8:18.07 (38.86)	700 m :	8:58.02 (39.95)	[1:18.81]	750 m :	9:37.30 (39.28)	800 m :	10:16.80 (39.50)	[1:18.78]
850 m :	10:56.57 (39.77)	900 m :	11:36.49 (39.92)	[1:19.69]	950 m :	12:16.17 (39.68)	1000 m :	12:56.09 (39.92)	[1:19.60]
1050 m :	13:35.69 (39.60)	1100 m :	14:15.68 (39.99)	[1:19.59]	1150 m :	14:54.73 (39.05)	1200 m :	15:34.70 (39.97)	[1:19.02]
1250 m :	16:14.58 (39.88)	1300 m :	16:54.93 (40.35)	[1:20.23]	1350 m :	17:33.83 (38.90)	1400 m :	18:14.83 (41.00)	[1:19.90]
1450 m :	18:54.53 (39.70)	1500 m :	19:33.96 (39.43)	[1:19.13]					
4. I13-ABOUGOUDA MOHAMED		2004	EGY	EGYPT	+0.71	19:38.16	777 pts		
50 m :	31.46 (31.46)	100 m :	1:06.70 (35.24)	[1:06.70]	150 m :	1:43.79 (37.09)	200 m :	2:21.21 (37.42)	[1:14.51]
250 m :	2:58.60 (37.39)	300 m :	3:35.78 (37.18)	[1:14.57]	350 m :	4:14.43 (38.65)	400 m :	4:52.10 (37.67)	[1:16.32]
450 m :	5:29.99 (37.89)	500 m :	6:08.47 (38.48)	[1:16.37]	550 m :	6:47.94 (39.47)	600 m :	7:27.32 (39.38)	[1:18.85]
650 m :	8:08.05 (40.73)	700 m :	8:50.03 (41.98)	[1:22.71]	750 m :	9:29.09 (39.06)	800 m :	10:10.32 (41.23)	[1:20.29]
850 m :	10:52.70 (42.38)	900 m :	11:36.71 (44.01)	[1:26.39]	950 m :	12:19.57 (42.86)	1000 m :	13:03.98 (44.41)	[1:27.27]
1050 m :	13:45.21 (41.23)	1100 m :	14:25.27 (40.06)	[1:21.29]	1150 m :	15:07.47 (42.20)	1200 m :	15:46.14 (38.67)	[1:20.87]
1250 m :	16:27.61 (41.47)	1300 m :	17:07.54 (39.93)	[1:21.40]	1350 m :	17:47.57 (40.03)	1400 m :	18:27.91 (40.34)	[1:20.37]
1450 m :	19:04.34 (36.43)	1500 m :	19:38.16 (33.82)	[1:10.25]					
5. I11-BUGLER JACK		2002	NZL	NEW ZEALAND	+0.78	19:40.68	773 pts		
50 m :	34.45 (34.45)	100 m :	1:11.73 (37.28)	[1:11.73]	150 m :	1:49.45 (37.72)	200 m :	2:28.19 (38.74)	[1:16.46]
250 m :	3:06.56 (38.37)	300 m :	3:46.00 (39.44)	[1:17.81]	350 m :	4:26.53 (40.53)	400 m :	4:57.07 (30.54)	[1:11.07]
450 m :	5:45.69 (48.62)	500 m :	6:25.32 (39.63)	[1:28.25]	550 m :	7:06.12 (40.80)	600 m :	7:45.91 (39.79)	[1:20.59]
650 m :	8:27.30 (41.39)	700 m :	9:07.31 (40.01)	[1:21.40]	750 m :	9:48.34 (41.03)	800 m :	10:27.53 (39.19)	[1:20.22]
850 m :	11:08.44 (40.91)	900 m :	11:48.18 (39.74)	[1:20.65]	950 m :	12:29.72 (41.54)	1000 m :	13:08.45 (38.73)	[1:20.27]
1050 m :	13:48.12 (39.67)	1100 m :	14:27.89 (39.77)	[1:19.44]	1150 m :	15:07.63 (39.74)	1200 m :	15:47.12 (39.49)	[1:19.23]
1250 m :	16:27.26 (40.14)	1300 m :	17:07.16 (39.90)	[1:20.04]	1350 m :	17:47.92 (40.76)	1400 m :	18:25.69 (37.77)	[1:18.53]
1450 m :	19:05.22 (39.53)	1500 m :	19:40.68 (35.46)	[1:14.99]					
6. I13-VIVAS GUERRERO NICOLAS		2004	COL	COLOMBIA	+0.69	19:57.84	743 pts		
50 m :	36.23 (36.23)	100 m :	1:16.10 (39.87)	[1:16.10]	150 m :	1:56.03 (39.93)	200 m :	2:36.26 (40.23)	[1:20.16]
250 m :	3:15.79 (39.53)	300 m :	3:57.40 (41.61)	[1:21.14]	350 m :	4:37.67 (40.27)	400 m :	5:17.53 (39.86)	[1:20.13]
450 m :	5:57.59 (40.06)	500 m :	6:38.10 (40.51)	[1:20.57]	550 m :	7:18.53 (40.43)	600 m :	7:59.24 (40.71)	[1:21.14]
650 m :	8:39.12 (39.88)	700 m :	9:19.88 (40.76)	[1:20.64]	750 m :	9:59.99 (40.11)	800 m :	10:40.57 (40.58)	[1:20.69]
850 m :	11:21.06 (40.49)	900 m :	12:01.89 (40.83)	[1:21.32]	950 m :	12:42.23 (40.34)	1000 m :	13:23.15 (40.92)	[1:21.26]
1050 m :	14:03.55 (40.40)	1100 m :	14:44.57 (41.02)	[1:21.42]	1150 m :	15:25.48 (40.91)	1200 m :	16:06.46 (40.98)	[1:21.89]
1250 m :	16:45.48 (39.02)	1300 m :	17:24.36 (38.88)	[1:17.90]	1350 m :	18:04.08 (39.72)	1400 m :	18:42.99 (38.91)	[1:18.63]
1450 m :	19:21.72 (38.73)	1500 m :	19:57.84 (36.12)	[1:14.85]					

Partial results

(Next) First heats : 1500 Freestyle Men

[Thursday, 08/06/2023]

7. I12-COLOMBY CLÉMENT		1991	FRA	FRANCE	---	24:43.58	338 pts		
50 m :	45.33 (45.33)	100 m :	1:33.30 (47.97)	[1:33.30]	150 m :	2:22.50 (49.20)	200 m :	3:12.05 (49.55)	[1:38.75]
250 m :	4:02.50 (50.45)	300 m :	4:52.23 (49.73)	[1:40.18]	350 m :	5:42.12 (49.89)	400 m :	6:31.78 (49.66)	[1:39.55]
450 m :	7:22.40 (50.62)	500 m :	8:11.98 (49.58)	[1:40.20]	550 m :	9:02.42 (50.44)	600 m :	9:51.61 (49.19)	[1:39.63]
650 m :	10:41.82 (50.21)	700 m :	11:32.06 (50.24)	[1:40.45]	750 m :	12:21.88 (49.82)	800 m :	13:11.35 (49.47)	[1:39.29]
850 m :	14:01.64 (50.29)	900 m :	14:50.96 (49.32)	[1:39.61]	950 m :	15:41.30 (50.34)	1000 m :	16:30.77 (49.47)	[1:39.81]
1050 m :	17:20.74 (49.97)	1100 m :	18:10.91 (50.17)	[1:40.14]	1150 m :	19:01.02 (50.11)	1200 m :	19:50.83 (49.81)	[1:39.92]
1250 m :	20:41.05 (50.22)	1300 m :	21:31.08 (50.03)	[1:40.25]	1350 m :	22:21.75 (50.67)	1400 m :	23:11.38 (49.63)	[1:40.30]
1450 m :	24:01.32 (49.94)	1500 m :	24:43.58 (42.26)	[1:32.20]					
---	I11-ASLAN MERT	1998	TUR	TÛRKIYE					DSQ
---	I11-SEZGIN HIKMET CEM	1997	TUR	TÛRKIYE					DSQ
---	I11-FINOL TORRES ANDRÉS JAVIER	1999	VEN	VENEZUELA					DNS dec
---	I13-DUSTOW LANCE	2001	NZL	NEW ZEALAND					DNS dec

Results

[FFN quotation]

Prelims : 50 Breaststroke Men

[Thursday, 08/06/2023]

1.	II1-BANDEIRA GABRIEL	1999	BRA	BRAZIL	+0.64	30.74	1106 pts
2.	II1-BRUTOS DE OLIVEIRA JOAO-PEDRO	2004	BRA	BRAZIL	+0.71	30.80	1103 pts
3.	II1-PARMENTIER AYMERIC	1993	BEL	BELGIUM	+0.72	31.05	1090 pts
4.	II1-SATO YUTO	1999	JPN	JAPAN	+0.67	31.74	1055 pts
5.	II1-PALAZZO MISHA	2002	ITA	ITALY	+0.74	33.31	976 pts
6.	II3-CREGAN GABRIEL	2007	AUS	AUSTRALIA	+0.81	33.61	961 pts
7.	II1-OLIVEIRA MARTINS BRANCO	2001	BRA	BRAZIL	+0.69	33.87	949 pts
8.	II1-BLAÏSE SIMON	1996	FRA	FRANCE	+0.79	34.09	938 pts
9.	II1-KIM HYEONSEUNG	1999	KOR	REPUBLIC OF KOREA	+0.72	34.37	925 pts
10.	II1-SATCHAROEN SARUN	2006	THA	THAILAND	+0.74	34.80	904 pts
11.	II1-CHEN JIE-CHENG	2000	TPE	CHINESE TAIPEI	+0.77	34.82	903 pts
12.	II1-SANTANA HERNÁNDEZ ADRIAN	1995	ESP	SPAIN	+0.73	35.33	879 pts
13.	II1-MANJUN MINKYU	1998	KOR	REPUBLIC OF KOREA	+0.81	35.38	877 pts
14.	II3-FALCHI MATTEO	1998	ITA	ITALY	+0.78	36.87	809 pts
15.	II3-WONDAFEREW DANIEL	2001	USA	UNITED STATES OF AMERICA	+0.79	37.85	766 pts
16.	II3-HOWELLS ISAAC	2008	AUS	AUSTRALIA	+0.81	38.67	730 pts
17.	II1-CONLON BAILEY	2005	NZL	NEW ZEALAND	+0.74	40.95	637 pts
18.	II1-TANG WAI LOK	1997	HKG	HONG KONG	+0.93	41.16	628 pts
19.	II3-AHMED OMAR	1998	EGY	EGYPT	+0.84	41.22	626 pts
20.	II1-RYBA KLAUS	1978	AUT	AUSTRIA (ÖBSV)	+0.84	42.46	578 pts
21.	II2-ZAFFARONI PAOLO	1996	ITA	ITALY	+0.68	42.63	572 pts
22.	II1-ARAOGLOU DIMITRIOS	2004	GRE	GREECE	+0.78	42.91	561 pts
23.	II2-AIMORÉ CAIQUE	1992	BRA	BRAZIL	---	43.41	543 pts
24.	II2-HERNANDEZ ORTIZ CARLOS	1990	ESP	SPAIN	+0.86	43.43	542 pts
25.	II2-DUTAY RAFAEL	1991	FRA	FRANCE	+0.95	43.55	537 pts
26.	II2-MC GRANE RYAN	1992	AUS	AUSTRALIA	---	44.16	515 pts
27.	II2-MATOS DIOGO	1999	POR	PORTUGAL	+0.85	44.26	512 pts
28.	II2-LEPINE AMAURY	1998	FRA	FRANCE	+0.78	44.38	508 pts
29.	II2-OLMO SEDEÑO ANTONIO	1998	ESP	SPAIN	+0.87	45.67	463 pts
30.	II2-LOIK KASPAR-PAUL	2001	EST	ESTONIA	+0.88	46.25	443 pts
31.	II2-OSMAN MOAMEN	1992	EGY	EGYPT	+0.89	46.39	439 pts
32.	II2-JURRIES JOSEPH	2002	USA	UNITED STATES OF AMERICA	+0.82	46.84	424 pts
33.	II2-WILKINS CHARLES	1999	AUS	AUSTRALIA	+0.87	47.20	413 pts
34.	II2-DE OLIVEIRA GUSTAVO	2007	USA	UNITED STATES OF AMERICA	+0.88	48.21	381 pts
35.	II2-MUSZYSKI JAKUB	2003	POL	POLAND	+0.81	48.29	378 pts
36.	II2-LIMON RODOLFO	2003	MEX	MEXICO	+0.89	48.87	361 pts
37.	II2-DOOLAN BRADLEY	1994	AUS	AUSTRALIA	+0.90	48.96	358 pts
38.	II2-BLAKE JOSEPH	2001	NZL	NEW ZEALAND	+0.87	50.39	317 pts
39.	II2-LUNA JORGE	1996	MEX	MEXICO	+0.87	50.64	310 pts
40.	II2-PAIS HARDI	1996	EST	ESTONIA	+0.85	51.43	288 pts
41.	II2-MATUSIEWICZ BARTOSZ	1998	POL	POLAND	+0.95	52.47	261 pts
---	II2-WILLEMS LUKA	2002	NZL	NEW ZEALAND		DSQ	
---	II1-BOLIVAR GIL JOSE DE NAZARETH	2007	VEN	VENEZUELA		DNS dec	
---	II1-CHEN JIE-CHENG	2006	TPE	CHINESE TAIPEI		DEL	
---	II1-PARMENTIER AYMERIC	1993	AUT	BELGIUM		DNS dec	
---	II1-YZARRA GONZÁLEZ OSWALD FERNANDO	1990	VEN	VENEZUELA		DNS dec	
---	II1-THOMPSON JAKOB	2005	AUS	AUSTRALIA		DNS dec	

Results

[FFN quotation]

Prelims : 50 Breaststroke Women

[Thursday, 08/06/2023]

1.	II1-BORGES CARNEIRO DEBORA	1998	BRA	BRAZIL	+0.73	34.67	1115 pts
2.	II1-BORGES CARNEIRO BEATRIZ	1998	BRA	BRAZIL	+0.82	35.36	1079 pts
3.	II1-MARCHI GIORGIA	2001	ITA	ITALY	+0.73	38.01	945 pts
4.	II1-FALK JANINA	2003	AUT	AUSTRIA (ÖBSV)	+0.83	38.45	924 pts
5.	II1-THOMPSON KAEL	2007	AUS	AUSTRALIA	+0.70	39.71	864 pts
6.	II1-WATANABE REMI	1993	JPN	JAPAN	+0.89	40.25	839 pts
7.	II3-MOORE AMELIA	2007	AUS	AUSTRALIA	+0.75	40.29	838 pts
8.	II1-MAGNUSDOTTIR THOREY ISAFOLD	1999	ISL	ICELAND	+0.86	41.44	786 pts
9.	II1-HINDS MADDISON	2005	AUS	AUSTRALIA	+0.79	41.73	773 pts
10.	II3-RASMUSSEN MARIA KJER	2007	DEN	DENMARK	+0.78	42.65	733 pts
11.	II3-HOWELLS GABRIELLA	2003	AUS	AUSTRALIA	+0.77	47.08	555 pts
12.	II1-AçKGöz SEÇİL	2001	TUR	TİRKIYE	+0.82	47.52	539 pts
13.	II2-KOBAYASHI MICHIKO	2001	JPN	JAPAN	+0.95	48.09	518 pts
14.	II2-RATTUR KEIRA	2005	EST	ESTONIA	+0.62	50.46	436 pts
15.	II2-CHIAPPA SABRINA	2000	ITA	ITALY	+0.72	51.08	416 pts
16.	II1-SENTUNA DENIZ EVIN	2003	TUR	TİRKIYE	+0.89	51.29	409 pts
17.	II2-GRAFTIAUX MARIE	1995	FRA	FRANCE	+0.84	51.71	396 pts
18.	II2-MARTINEZ AGUSTIN MARTA	1987	ESP	SPAIN	+0.98	52.34	376 pts
19.	II2-ANTUNES KELLY	1981	BRA	BRAZIL	+0.99	53.96	328 pts
20.	II2-ALLEN LIZZIE	2004	GBR	GREAT BRITAIN	+0.93	55.58	283 pts
21.	II2-BERGQUIST LAUREN	1999	USA	UNITED STATES OF AMERICA	---	56.50	259 pts
22.	II2-PINJUH MARIJA	1996	CRO	CROATIA	---	57.06	245 pts
23.	II2-MIJOLOVIC LUCIJA	1994	CRO	CROATIA	+0.86	1:00.70	163 pts
---	II2-KOSTOMLATSká ANNA	1997	CZE	CZECH REPUBLIC		DSQ	
---	II1-MORAES BARRETO VIVIANA	1982	VEN	VENEZUELA		DNS dec	

Results

[FFN quotation]

Prelims : 100 Freestyle Men

[Thursday, 08/06/2023]

1.	II1-BANDEIRA GABRIEL	1999	BRA	BRAZIL	+0.67	55.48	1073 pts
50 m :	27.71 (27.71)	100 m :	55.48 (27.77)	[55.48]			
2.	II1-TANG WAI LOK	1997	HKG	HONG KONG	+0.69	55.69	1066 pts
50 m :	27.02 (27.02)	100 m :	55.69 (28.67)	[55.69]			
3.	II1-HILLHOUSE ALEXANDER	2004	DEN	DENMARK	+0.68	55.73	1064 pts
50 m :	26.36 (26.36)	100 m :	55.73 (29.37)	[55.73]			
4.	II1-PALAZZO MISHA	2002	ITA	ITALY	+0.76	56.06	1054 pts
50 m :	27.57 (27.57)	100 m :	56.06 (28.49)	[56.06]			
5.	II1-LONGARON CARRERAS ADRIAN	2001	ESP	SPAIN	+0.63	56.07	1053 pts
50 m :	26.80 (26.80)	100 m :	56.07 (29.27)	[56.07]			
6.	II1-MAILLET NATHAN	1998	FRA	FRANCE	+0.77	56.13	1051 pts
50 m :	27.64 (27.64)	100 m :	56.13 (28.49)	[56.13]			
7.	II1-KHALILI NADER	2001	FIN	FINLAND	+0.83	56.16	1050 pts
50 m :	27.08 (27.08)	100 m :	56.16 (29.08)	[56.16]			
8.	II1-TSUBOI YUUKI	2005	JPN	JAPAN	+0.59	56.80	1030 pts
50 m :	27.19 (27.19)	100 m :	56.80 (29.61)	[56.80]			
9.	II1-DOS SANTOS DUARTE ADENILSON	2002	BRA	BRAZIL	+0.61	56.95	1025 pts
50 m :	27.22 (27.22)	100 m :	56.95 (29.73)	[56.95]			
10.	II1-SHIH MIN-HSUAN	1997	TPE	CHINESE TAIPEI	+0.77	57.03	1022 pts
50 m :	27.60 (27.60)	100 m :	57.03 (29.43)	[57.03]			
11.	II1-SISMAN DARREN	2006	AUS	AUSTRALIA	+0.71	57.11	1020 pts
50 m :	27.51 (27.51)	100 m :	57.11 (29.60)	[57.11]			
12.	II1-LUIZ BENTO DA SILVA FILHO ANDRE	1996	BRA	BRAZIL	+0.66	57.43	1010 pts
50 m :	26.48 (26.48)	100 m :	57.43 (30.95)	[57.43]			
12.	II1-VALIENTE SERRANO MIGUEL ANGEL	1997	ESP	SPAIN	+0.78	57.43	1010 pts
50 m :	27.10 (27.10)	100 m :	57.43 (30.33)	[57.43]			
14.	II1-KO JUNHO	2002	KOR	REPUBLIC OF KOREA	+0.67	57.46	1009 pts
50 m :	27.32 (27.32)	100 m :	57.46 (30.14)	[57.46]			
15.	II3-HEJAIJ ALEXANDER	2002	AUS	AUSTRALIA	+0.77	57.63	1003 pts
50 m :	28.06 (28.06)	100 m :	57.63 (29.57)	[57.63]			
16.	II3-PARISOT AXEL	2000	FRA	FRANCE	+0.77	57.67	1002 pts
50 m :	27.66 (27.66)	100 m :	57.67 (30.01)	[57.67]			
17.	II1-SEKI KEVIN	1999	JPN	JAPAN	+0.77	57.72	1000 pts
50 m :	27.04 (27.04)	100 m :	57.72 (30.68)	[57.72]			
18.	II1-STEWART BAILEY	2001	AUS	AUSTRALIA	+0.75	58.00	992 pts
50 m :	27.56 (27.56)	100 m :	58.00 (30.44)	[58.00]			
19.	II1-HASUNO TAKUTO	2001	JPN	JAPAN	+0.66	58.31	982 pts
50 m :	28.46 (28.46)	100 m :	58.31 (29.85)	[58.31]			
20.	II1-MOLINA MEDINA NICOLAS	1997	COL	COLOMBIA	+0.71	58.88	964 pts
50 m :	28.16 (28.16)	100 m :	58.88 (30.72)	[58.88]			
21.	II1-DYER JARRED	2000	AUS	AUSTRALIA	+0.83	59.01	960 pts
50 m :	28.12 (28.12)	100 m :	59.01 (30.89)	[59.01]			
22.	II1-KOWALIK ANDRZEJ	2006	POL	POLAND	+0.77	59.15	956 pts
50 m :	28.93 (28.93)	100 m :	59.15 (30.22)	[59.15]			
23.	II3-CASARA FEDERICO	2002	ITA	ITALY	+0.78	1:00.44	916 pts
50 m :	29.53 (29.53)	100 m :	1:00.44 (30.91)	[1:00.44]			
24.	II3-FALCHI MATTEO	1998	ITA	ITALY	+0.77	1:00.51	914 pts
50 m :	29.10 (29.10)	100 m :	1:00.51 (31.41)	[1:00.51]			
25.	II1-PARRAGA DUEÑAS MIGUEL ANGEL	2002	ECU	ECUADOR	+0.78	1:00.81	905 pts
50 m :	29.39 (29.39)	100 m :	1:00.81 (31.42)	[1:00.81]			
26.	II1-CHUI HO BON SAMUEL	2005	HKG	HONG KONG	+0.63	1:01.20	893 pts
50 m :	29.57 (29.57)	100 m :	1:01.20 (31.63)	[1:01.20]			
27.	II1-GUZMAN JOSE ANGEL	2005	MEX	MEXICO	+0.84	1:01.85	874 pts
50 m :	29.85 (29.85)	100 m :	1:01.85 (32.00)	[1:01.85]			
28.	II1-MESSENCE ENZO	2005	POR	PORTUGAL	+0.81	1:01.89	873 pts
50 m :	28.99 (28.99)	100 m :	1:01.89 (32.90)	[1:01.89]			
29.	II1-LEIB RICHARD	2004	EST	ESTONIA	+0.74	1:02.05	868 pts
50 m :	29.58 (29.58)	100 m :	1:02.05 (32.47)	[1:02.05]			
30.	II3-BITTANE NATIV SHLOMO	2008	ISR	ISRAEL	+0.74	1:02.12	866 pts
50 m :	29.14 (29.14)	100 m :	1:02.12 (32.98)	[1:02.12]			

Results

(Next) Prelims : 100 Freestyle Men

[Thursday, 08/06/2023]

31.	I13-KRISTMANSSON SNAEVAR ORN	2006	ISL	ICELAND	+0.83	1:02.13	866 pts
50 m :	29.71 (29.71)	100 m :	1:02.13 (32.42)	[1:02.13]			
32.	I11-DUARTE SAMUEL	2004	POR	PORTUGAL	+0.72	1:02.32	860 pts
50 m :	29.84 (29.84)	100 m :	1:02.32 (32.48)	[1:02.32]			
33.	I13-LANDA ALVIN VOLF	2008	ISR	ISRAEL	+0.85	1:02.47	856 pts
50 m :	29.99 (29.99)	100 m :	1:02.47 (32.48)	[1:02.47]			
34.	I11-BAUTISTA PRADOS JUAN	2000	ESP	SPAIN	+0.85	1:02.60	852 pts
50 m :	29.51 (29.51)	100 m :	1:02.60 (33.09)	[1:02.60]			
35.	I13-MINNAI FEDERICO FRANCESCO	2005	ITA	ITALY	+0.74	1:02.75	848 pts
50 m :	30.61 (30.61)	100 m :	1:02.75 (32.14)	[1:02.75]			
36.	I11-DAVRAN DORUK	1994	TUR	TÜRKIYE	+0.74	1:03.31	832 pts
50 m :	30.79 (30.79)	100 m :	1:03.31 (32.52)	[1:03.31]			
37.	I11-PREMUS DANILO	2007	CRO	CROATIA	+0.93	1:03.66	821 pts
50 m :	29.78 (29.78)	100 m :	1:03.66 (33.88)	[1:03.66]			
38.	I11-SEZGIN HIKMET CEM	1997	TUR	TÜRKIYE	+0.88	1:03.73	819 pts
50 m :	30.38 (30.38)	100 m :	1:03.73 (33.35)	[1:03.73]			
39.	I11-SCHUMACHER JAKOB	2006	AUT	AUSTRIA (ÖBSV)	+0.89	1:03.77	818 pts
50 m :	29.89 (29.89)	100 m :	1:03.77 (33.88)	[1:03.77]			
40.	I11-BUGLER JACK	2002	NZL	NEW ZEALAND	+0.76	1:03.80	817 pts
50 m :	31.01 (31.01)	100 m :	1:03.80 (32.79)	[1:03.80]			
41.	I13-VIVAS GUERRERO NICOLAS	2004	COL	COLOMBIA	+0.67	1:03.81	817 pts
50 m :	30.75 (30.75)	100 m :	1:03.81 (33.06)	[1:03.81]			
42.	I11-DAKOUTROS CHRISTOS	2000	GRE	GREECE	+0.72	1:04.12	808 pts
50 m :	30.54 (30.54)	100 m :	1:04.12 (33.58)	[1:04.12]			
43.	I13-WONDAFEREW DANIEL	2001	USA	UNITED STATES OF AMERICA	+0.71	1:04.19	806 pts
50 m :	30.84 (30.84)	100 m :	1:04.19 (33.35)	[1:04.19]			
44.	I13-RUSS FINN	2006	NZL	NEW ZEALAND	+0.76	1:04.51	797 pts
50 m :	30.56 (30.56)	100 m :	1:04.51 (33.95)	[1:04.51]			
45.	I11-ASLAN MERT	1998	TUR	TÜRKIYE	+0.94	1:04.74	791 pts
50 m :	30.87 (30.87)	100 m :	1:04.74 (33.87)	[1:04.74]			
46.	I11-CONLON BAILEY	2005	NZL	NEW ZEALAND	+0.76	1:05.05	782 pts
50 m :	31.88 (31.88)	100 m :	1:05.05 (33.17)	[1:05.05]			
47.	I11-VOULGARAKIS ATHANASIOS	2004	GRE	GREECE	+0.69	1:05.66	765 pts
50 m :	30.98 (30.98)	100 m :	1:05.66 (34.68)	[1:05.66]			
48.	I13-THOMPSON JAKOB	2005	AUS	AUSTRALIA	+0.71	1:06.68	737 pts
50 m :	31.63 (31.63)	100 m :	1:06.68 (35.05)	[1:06.68]			
49.	I12-PEREIRA VICENTE	2005	POR	PORTUGAL	+0.90	1:07.18	724 pts
50 m :	33.43 (33.43)	100 m :	1:07.18 (33.75)	[1:07.18]			
50.	I13-DELACOUR FLORENTIN	2005	FRA	FRANCE	+0.87	1:07.35	719 pts
50 m :	32.61 (32.61)	100 m :	1:07.35 (34.74)	[1:07.35]			
51.	I12-AIMORÉ CAIQUE	1992	BRA	BRAZIL	+0.99	1:07.77	708 pts
50 m :	32.27 (32.27)	100 m :	1:07.77 (35.50)	[1:07.77]			
52.	I11-JOHANSEN FREDERIK	2002	DEN	DENMARK	+0.82	1:07.99	702 pts
50 m :	33.62 (33.62)	100 m :	1:07.99 (34.37)	[1:07.99]			
53.	I11-CHOI CHI HOU	2004	MAC	MACAU	+0.62	1:08.39	692 pts
50 m :	32.99 (32.99)	100 m :	1:08.39 (35.40)	[1:08.39]			
54.	I11-SOU CHI NGAI	1997	MAC	MACAU	---	1:08.97	676 pts
50 m :	33.41 (33.41)	100 m :	1:08.97 (35.56)	[1:08.97]			
55.	I13-DUSTOW LANCE	2001	NZL	NEW ZEALAND	---	1:09.25	669 pts
50 m :	32.53 (32.53)	100 m :	1:09.25 (36.72)	[1:09.25]			
56.	I13-HOLUB JAN	2000	CZE	CZECH REPUBLIC	+0.83	1:10.60	635 pts
50 m :	34.21 (34.21)	100 m :	1:10.60 (36.39)	[1:10.60]			
57.	I12-GRACIA NUÑEZ GUILLERMO	2004	ESP	SPAIN	+0.70	1:11.03	624 pts
50 m :	33.86 (33.86)	100 m :	1:11.03 (37.17)	[1:11.03]			
58.	I13-PICHON TATE	1997	NZL	NEW ZEALAND	+0.92	1:11.99	600 pts
50 m :	33.51 (33.51)	100 m :	1:11.99 (38.48)	[1:11.99]			
59.	I12-MATILLA CÉDRIC	1995	FRA	FRANCE	+0.98	1:13.71	559 pts
50 m :	34.57 (34.57)	100 m :	1:13.71 (39.14)	[1:13.71]			
60.	I13-WONG CHI KIN	2006	MAC	MACAU	+0.77	1:14.00	552 pts
50 m :	34.12 (34.12)	100 m :	1:14.00 (39.88)	[1:14.00]			
61.	I12-PINNERUP NIS HEIDE	1991	DEN	DENMARK	+0.76	1:14.75	535 pts
50 m :	35.18 (35.18)	100 m :	1:14.75 (39.57)	[1:14.75]			

Results

(Next) Prelims : 100 Freestyle Men

[Thursday, 08/06/2023]

62.	II2-ALMEIDA ANDRÉ	2000	POR	PORTUGAL	+0.82	1:15.86	509 pts
50 m :	35.93 (35.93)	100 m :	1:15.86 (39.93)	[1:15.86]			
63.	II2-ZAFFARONI PAOLO	1996	ITA	ITALY	+0.71	1:17.40	475 pts
50 m :	36.60 (36.60)	100 m :	1:17.40 (40.80)	[1:17.40]			
64.	II2-BELIG AXEL	1994	FRA	FRANCE	+0.86	1:17.88	465 pts
50 m :	36.22 (36.22)	100 m :	1:17.88 (41.66)	[1:17.88]			
65.	II2-PICCININI FRANCESCO	1995	ITA	ITALY	+0.83	1:18.46	452 pts
50 m :	36.58 (36.58)	100 m :	1:18.46 (41.88)	[1:18.46]			
66.	II2-RONCATO GIAMMARIA	1995	ITA	ITALY	+0.90	1:18.85	444 pts
50 m :	35.55 (35.55)	100 m :	1:18.85 (43.30)	[1:18.85]			
67.	II2-DE OLIVEIRA GUSTAVO	2007	USA	UNITED STATES OF AMERICA	+0.85	1:19.14	438 pts
50 m :	36.69 (36.69)	100 m :	1:19.14 (42.45)	[1:19.14]			
68.	II2-SERRANO CORREOSO LUIS	1988	ESP	SPAIN	---	1:19.52	430 pts
50 m :	37.42 (37.42)	100 m :	1:19.52 (42.10)	[1:19.52]			
69.	II2-DOOLAN BRADLEY	1994	AUS	AUSTRALIA	+0.89	1:20.25	415 pts
50 m :	37.90 (37.90)	100 m :	1:20.25 (42.35)	[1:20.25]			
70.	II2-TÖTT ERIC	1992	EST	ESTONIA	+0.83	1:20.32	414 pts
50 m :	36.91 (36.91)	100 m :	1:20.32 (43.41)	[1:20.32]			
71.	II2-BOOYSEN RUSSELL	1995	AUS	AUSTRALIA	+0.88	1:20.72	405 pts
50 m :	37.92 (37.92)	100 m :	1:20.72 (42.80)	[1:20.72]			
72.	II2-JURRIES JOSEPH	2002	USA	UNITED STATES OF AMERICA	+0.82	1:20.77	404 pts
50 m :	35.19 (35.19)	100 m :	1:20.77 (45.58)	[1:20.77]			
73.	II2-FLORES GIOVANNI	1992	MEX	MEXICO	+0.88	1:21.94	381 pts
50 m :	36.61 (36.61)	100 m :	1:21.94 (45.33)	[1:21.94]			
74.	II2-MELO JOSE ENRIQUE	1989	MEX	MEXICO	+0.92	1:22.42	372 pts
50 m :	39.45 (39.45)	100 m :	1:22.42 (42.97)	[1:22.42]			
75.	II2-HOLMES MARK	1983	GBR	GREAT BRITAIN	---	1:26.62	295 pts
50 m :	39.79 (39.79)	100 m :	1:26.62 (46.83)	[1:26.62]			
76.	II2-GROMADA SZYMON	2003	POL	POLAND	+0.85	1:27.62	278 pts
50 m :	40.24 (40.24)	100 m :	1:27.62 (47.38)	[1:27.62]			
77.	II3-ALPAMYS AMIR	2004	KAZ	KAZAKHSTAN	---	1:28.07	271 pts
50 m :	42.80 (42.80)	100 m :	1:28.07 (45.27)	[1:28.07]			
78.	II2-WILKINS CHARLES	1999	AUS	AUSTRALIA	+0.93	1:28.08	271 pts
50 m :	41.18 (41.18)	100 m :	1:28.08 (46.90)	[1:28.08]			
79.	II2-WILLEMS LUKA	2002	NZL	NEW ZEALAND	+0.87	1:31.10	223 pts
50 m :	40.03 (40.03)	100 m :	1:31.10 (51.07)	[1:31.10]			
80.	II2-KRZEMIEN GRZEGORZ	1998	POL	POLAND	+0.89	1:43.39	78 pts
50 m :	47.90 (47.90)	100 m :	1:43.39 (55.49)	[1:43.39]			
---	II1 - SHIH MIN-HSUAN	2000	TPE	CHINESE TAIPEI			DEL
---	II1-BOLIVAR GIL JOSE DE NAZARETH	2007	VEN	VENEZUELA			DNS dec
---	II2-GARCIA ISAAC	2004	MEX	MEXICO			DNS dec
---	II3-ORDABAY DASTAN	2007	KAZ	KAZAKHSTAN			DNS dec

Results

[FFN quotation]

Prelims : 100 Freestyle Women

[Thursday, 08/06/2023]

1.	II1-SOARES DE OLIVEIRA	2000	BRA	BRAZIL	+0.61	1:01.27	1065 pts
2.	II1-MAURIN ÉSPIAU ASSYA	2006	FRA	FRANCE	+0.71	1:03.18	1001 pts
3.	II1-THOMPSON KAEI	2007	AUS	AUSTRALIA	+0.69	1:03.78	982 pts
4.	II1-LINDBERG PERNILLA	1994	SWE	SWEDEN	+0.75	1:03.79	981 pts
5.	II1-CORONADO TEJEDA EVA	1999	ESP	SPAIN	+0.74	1:03.88	979 pts
6.	II1-ARIODANTE STEPHANIE	2000	BRA	BRAZIL	+0.70	1:04.87	947 pts
7.	II3-DREAN MAËLLYS	2005	FRA	FRANCE	+0.92	1:04.90	946 pts
8.	II1-LUCY JADE	1997	AUS	AUSTRALIA	+0.89	1:05.09	940 pts
9.	II1-CHEONG SUI KEI	2002	HKG	HONG KONG	+0.77	1:05.92	913 pts
10.	II1-HINDS MADDISON	2005	AUS	AUSTRALIA	+0.80	1:06.29	902 pts
11.	II1-ANDO AYUMI	2000	JPN	JAPAN	+0.78	1:06.44	897 pts
12.	II3-ETRINGER MANON	2008	FRA	FRANCE	+0.75	1:07.07	877 pts
13.	II1-IPUS MARTINEZ LAURA SOFIA	2002	COL	COLOMBIA	+0.81	1:07.44	866 pts
14.	II1-LEE DAEUN	2000	KOR	REPUBLIC OF KOREA	+0.85	1:08.28	840 pts
15.	II1-MICHAOWSKA GABRIELA	2002	POL	POLAND	+0.81	1:09.48	805 pts
16.	II3-MOORE AMELIA	2007	AUS	AUSTRALIA	+0.79	1:09.59	801 pts
17.	II1-SAYER RYLEE	2008	NZL	NEW ZEALAND	+0.87	1:11.72	740 pts
18.	II3-DABIC BEL	2007	AUS	AUSTRALIA	+0.88	1:11.78	738 pts
19.	II3-BUCK ZOIE	2006	USA	UNITED STATES OF AMERICA	+0.90	1:12.38	721 pts
20.	II1-SADOWSKI PIPER	2005	USA	UNITED STATES OF AMERICA	+0.88	1:12.63	714 pts
21.	II1-SENTUNA DENIZ EVIN	2003	TUR	TÜRKIYE	+0.85	1:15.77	630 pts
22.	II1-THRASTARDOTTIR ANNA ROSA	2004	ISL	ICELAND	+0.92	1:17.77	578 pts
23.	II3-DAVADOTTIR SIGNA VAR	1998	FAR	FAROE ISLANDS	+0.82	1:18.07	571 pts
24.	II2-MARTINEZ DE LA RIVA CAMINO	1994	ESP	SPAIN	+0.90	1:24.18	429 pts
25.	II2-CAMACHO DUNIA	1988	MEX	MEXICO	---	1:25.43	402 pts
26.	II3-WATSON GENEVIEVE	2002	NZL	NEW ZEALAND	---	1:26.23	386 pts
27.	II1-NAGY TESSA	2000	USA	UNITED STATES OF AMERICA	+0.79	1:27.75	355 pts
28.	II2-AGUDO ORTEGA-VILLAIZAN IRIS	1994	ESP	SPAIN	+0.78	1:28.91	333 pts
29.	II2-SCHERDER MAGGIE	2002	USA	UNITED STATES OF AMERICA	---	1:31.76	281 pts
30.	II2-CORTES MURCIA YEIMY CAROLINA	1997	COL	COLOMBIA	+0.76	1:32.46	269 pts
31.	II2-MC CRINDLE CERY S	2002	GBR	GREAT BRITAIN	+0.90	1:33.85	246 pts
32.	II2-DONOGHUE MELISSA	1987	NZL	NEW ZEALAND	---	1:36.10	210 pts
33.	II2-ANDRE DELPHINE	1998	FRA	FRANCE	+0.96	1:38.96	169 pts
34.	II2-VAZHENIN KATHERINE	2003	USA	UNITED STATES OF AMERICA	+0.92	1:42.47	125 pts
35.	II2-MARKIDI FAIDRA	1999	GRE	GREECE	---	1:43.07	118 pts
36.	II2-BERGQUIST LAUREN	1999	USA	UNITED STATES OF AMERICA	---	1:45.38	94 pts
37.	II2-MIJOLOVIC LUCIJA	1994	CRO	CROATIA	+0.98	1:52.91	33 pts
38.	II2-RAINER KATHARINA	2003	AUT	AUSTRIA (ÖBSV)	+0.99	2:00.38	3 pts
---	II1-MARCHI GIORGIA	2001	ITA	ITALY		DSQ	
---	II3-ANDIDERO CHIARA	2003	ITA	ITALY		DSQ	
---	II2-ESCAMILLA MARIANA	1994	MEX	MEXICO		DNS	dc

Results

[FFN quotation]

Prelims : 200 Medley Men

[Thursday, 08/06/2023]

1.	II1-NAKAJIMA KEICHI	1998	JPN	JAPAN	+0.65	2:19.97	991 pts
50 m :	26.80 (26.80)	100 m :	1:01.98 (35.18) [1:01.98]	150 m :	1:44.85 (42.87)	200 m :	2:19.97 (35.12) [1:17.99]
2.	II3-PARISOT AXEL	2000	FRA	FRANCE	+0.78	2:20.79	979 pts
50 m :	29.60 (29.60)	100 m :	1:06.00 (36.40) [1:06.00]	150 m :	1:48.09 (42.09)	200 m :	2:20.79 (32.70) [1:14.79]
3.	II1-PARMENTIER AYMERIC	1993	BEL	BELGIUM	+0.73	2:20.92	978 pts
50 m :	29.77 (29.77)	100 m :	1:06.60 (36.83) [1:06.60]	150 m :	1:46.68 (40.08)	200 m :	2:20.92 (34.24) [1:14.32]
4.	II1-WONG HON YIN	2001	HKG	HONG KONG	+0.77	2:21.37	971 pts
50 m :	28.90 (28.90)	100 m :	1:06.83 (37.93) [1:06.83]	150 m :	1:49.55 (42.72)	200 m :	2:21.37 (31.82) [1:14.54]
5.	II1-JONSSON ROBERT ISAK	2001	ISL	ICELAND	+0.64	2:22.03	962 pts
50 m :	28.22 (28.22)	100 m :	1:06.28 (38.06) [1:06.28]	150 m :	1:48.56 (42.28)	200 m :	2:22.03 (33.47) [1:15.75]
6.	II1-BRUTOS DE OLIVEIRA JOAO-PEDRO	2004	BRA	BRAZIL	+0.71	2:22.65	954 pts
50 m :	31.06 (31.06)	100 m :	1:11.42 (40.36) [1:11.42]	150 m :	1:51.00 (39.58)	200 m :	2:22.65 (31.65) [1:11.23]
7.	II1-KHALILI NADER	2001	FIN	FINLAND	+0.80	2:23.58	941 pts
50 m :	30.27 (30.27)	100 m :	1:07.34 (37.07) [1:07.34]	150 m :	1:52.37 (45.03)	200 m :	2:23.58 (31.21) [1:16.24]
8.	II1-SISMAN DARREN	2006	AUS	AUSTRALIA	+0.72	2:23.91	937 pts
50 m :	30.00 (30.00)	100 m :	1:09.34 (39.34) [1:09.34]	150 m :	1:52.18 (42.84)	200 m :	2:23.91 (31.73) [1:14.57]
9.	II1-CALTRAN VILA REAL FELIPE	1997	BRA	BRAZIL	+0.72	2:24.19	933 pts
50 m :	29.64 (29.64)	100 m :	1:09.05 (39.41) [1:09.05]	150 m :	1:50.64 (41.59)	200 m :	2:24.19 (33.55) [1:15.14]
10.	II1-UEMURA HARUHI	2005	JPN	JAPAN	+0.66	2:24.47	929 pts
50 m :	30.43 (30.43)	100 m :	1:10.34 (39.91) [1:10.34]	150 m :	1:52.95 (42.61)	200 m :	2:24.47 (31.52) [1:14.13]
11.	II1-SHIH MIN-HSUAN	1997	TPE	CHINESE TAIPEI	+0.76	2:25.87	910 pts
50 m :	29.42 (29.42)	100 m :	1:10.43 (41.01) [1:10.43]	150 m :	1:55.82 (45.39)	200 m :	2:25.87 (30.05) [1:15.44]
12.	II3-HEJAIJ ALEXANDER	2002	AUS	AUSTRALIA	+0.77	2:26.37	904 pts
50 m :	29.70 (29.70)	100 m :	1:08.85 (39.15) [1:08.85]	150 m :	1:54.00 (45.15)	200 m :	2:26.37 (32.37) [1:17.52]
13.	II1-LABRADOR FERNANDEZ JAVIER	2001	ESP	SPAIN	+0.88	2:29.49	862 pts
50 m :	31.75 (31.75)	100 m :	1:11.01 (39.26) [1:11.01]	150 m :	1:55.88 (44.87)	200 m :	2:29.49 (33.61) [1:18.48]
14.	II1-CHEUNG TSUN LOK	2005	HKG	HONG KONG	+0.78	2:29.93	857 pts
50 m :	30.87 (30.87)	100 m :	1:12.38 (41.51) [1:12.38]	150 m :	1:57.71 (45.33)	200 m :	2:29.93 (32.22) [1:17.55]
15.	II3-DANIELSEN MARIUS	2005	DEN	DENMARK	+0.80	2:33.80	807 pts
50 m :	31.01 (31.01)	100 m :	1:09.45 (38.44) [1:09.45]	150 m :	1:56.95 (47.50)	200 m :	2:33.80 (36.85) [1:24.35]
16.	II1-KOWALIK ANDRZEJ	2006	POL	POLAND	+0.82	2:34.07	804 pts
50 m :	31.04 (31.04)	100 m :	1:14.13 (43.09) [1:14.13]	150 m :	1:59.91 (45.78)	200 m :	2:34.07 (34.16) [1:19.94]
17.	II3-CREGAN GABRIEL	2007	AUS	AUSTRALIA	+0.88	2:34.10	803 pts
50 m :	32.23 (32.23)	100 m :	1:14.97 (42.74) [1:14.97]	150 m :	1:57.55 (42.58)	200 m :	2:34.10 (36.55) [1:19.13]
18.	II3-CASARA FEDERICO	2002	ITA	ITALY	+0.79	2:34.84	794 pts
50 m :	31.41 (31.41)	100 m :	1:13.03 (41.62) [1:13.03]	150 m :	1:58.22 (45.19)	200 m :	2:34.84 (36.62) [1:21.81]
19.	II3-FALCHI MATTEO	1998	ITA	ITALY	+0.81	2:36.35	775 pts
50 m :	35.28 (35.28)	100 m :	1:17.40 (42.12) [1:17.40]	150 m :	2:01.11 (43.71)	200 m :	2:36.35 (35.24) [1:18.95]
20.	II1-CHEN YU CHIA	1998	MAC	MACAU	+0.76	2:38.16	753 pts
50 m :	31.90 (31.90)	100 m :	1:15.75 (43.85) [1:15.75]	150 m :	2:03.16 (47.41)	200 m :	2:38.16 (35.00) [1:22.41]
21.	II1-PARRAGA DUEÑAS MIGUEL ANGEL	2002	ECU	ECUADOR	+0.83	2:38.53	749 pts
50 m :	32.48 (32.48)	100 m :	1:16.12 (43.64) [1:16.12]	150 m :	2:05.58 (49.46)	200 m :	2:38.53 (32.95) [1:22.41]
22.	II1-TANG WAI LOK	1997	HKG	HONG KONG	+0.80	2:41.13	718 pts
50 m :	31.99 (31.99)	100 m :	1:15.39 (43.40) [1:15.39]	150 m :	2:02.96 (47.57)	200 m :	2:41.13 (38.17) [1:25.74]
23.	II1-DAVRAN DORUK	1994	TUR	TÜRKIYE	+0.74	2:41.56	712 pts
50 m :	32.26 (32.26)	100 m :	1:18.14 (45.88) [1:18.14]	150 m :	2:05.12 (46.98)	200 m :	2:41.56 (36.44) [1:23.42]
24.	II1-JOHANSEN FREDERIK	2002	DEN	DENMARK	+0.81	2:44.27	681 pts
50 m :	34.55 (34.55)	100 m :	1:17.92 (43.37) [1:17.92]	150 m :	2:08.66 (50.74)	200 m :	2:44.27 (35.61) [1:26.35]
25.	II1-SCHUMACHER JAKOB	2006	AUT	AUSTRIA (ÖBSV)	+0.86	2:45.91	662 pts
50 m :	36.86 (36.86)	100 m :	1:18.48 (41.62) [1:18.48]	150 m :	2:10.87 (52.39)	200 m :	2:45.91 (35.04) [1:27.43]
26.	II1-SATCHAROEN SARUN	2006	THA	THAILAND	+0.68	2:48.17	636 pts
50 m :	34.67 (34.67)	100 m :	1:19.46 (44.79) [1:19.46]	150 m :	2:07.73 (48.27)	200 m :	2:48.17 (40.44) [1:28.71]
27.	II3-HOWELLS ISAAC	2008	AUS	AUSTRALIA	+0.80	2:50.53	610 pts
50 m :	35.12 (35.12)	100 m :	1:19.31 (44.19) [1:19.31]	150 m :	2:09.41 (50.10)	200 m :	2:50.53 (41.12) [1:31.22]
28.	II1-PATRÍCIO RODRIGO	2005	POR	PORTUGAL	+0.85	2:51.01	605 pts
50 m :	35.03 (35.03)	100 m :	1:22.41 (47.38) [1:22.41]	150 m :	2:12.49 (50.08)	200 m :	2:51.01 (38.52) [1:28.60]
29.	II1-CHASMPIS SEFERIS	2009	GRE	GREECE	---	2:55.12	561 pts
50 m :	38.77 (38.77)	100 m :	1:23.99 (45.22) [1:23.99]	150 m :	2:18.40 (54.41)	200 m :	2:55.12 (36.72) [1:31.13]
30.	II1-MESSENCE ENZO	2005	POR	PORTUGAL	+0.88	2:57.23	539 pts
50 m :	32.49 (32.49)	100 m :	1:20.77 (48.28) [1:20.77]	150 m :	2:16.96 (56.19)	200 m :	2:57.23 (40.27) [1:36.46]

Results

(Next) Prelims : 200 Medley Men

[Thursday, 08/06/2023]

31.	I12-JURRIES JOSEPH	2002	USA	UNITED STATES OF AMERICA	+0.88	3:04.25	469 pts
50 m :	35.47 (35.47)	100 m :	1:24.13 (48.66) [1:24.13]	150 m :	2:21.92 (57.79)	200 m :	3:04.25 (42.33) [1:40.12]
32.	I12-PINNERUP NIS HEIDE	1991	DEN	DENMARK	+0.76	3:06.52	448 pts
50 m :	39.33 (39.33)	100 m :	1:26.34 (47.01) [1:26.34]	150 m :	2:22.62 (56.28)	200 m :	3:06.52 (43.90) [1:40.18]
33.	I12-VAZ JOÃO	1992	POR	PORTUGAL	+0.94	3:06.74	446 pts
50 m :	39.02 (39.02)	100 m :	1:29.42 (50.40) [1:29.42]	150 m :	2:20.53 (51.11)	200 m :	3:06.74 (46.21) [1:37.32]
34.	I12-ALMEIDA ANDRÉ	2000	POR	PORTUGAL	+0.81	3:10.41	412 pts
50 m :	38.59 (38.59)	100 m :	1:27.90 (49.31) [1:27.90]	150 m :	2:25.41 (57.51)	200 m :	3:10.41 (45.00) [1:42.51]
35.	I12-PICCININI FRANCESCO	1995	ITA	ITALY	+0.85	3:13.05	389 pts
50 m :	40.26 (40.26)	100 m :	1:30.88 (50.62) [1:30.88]	150 m :	2:26.33 (55.45)	200 m :	3:13.05 (46.72) [1:42.17]
36.	I12-DOOLAN BRADLEY	1994	AUS	AUSTRALIA	+0.77	3:13.14	388 pts
50 m :	41.62 (41.62)	100 m :	1:32.38 (50.76) [1:32.38]	150 m :	2:29.65 (57.27)	200 m :	3:13.14 (43.49) [1:40.76]
37.	I12-MC GRANE RYAN	1992	AUS	AUSTRALIA	+0.98	3:16.19	362 pts
50 m :	42.12 (42.12)	100 m :	1:37.46 (55.34) [1:37.46]	150 m :	2:29.70 (52.24)	200 m :	3:16.19 (46.49) [1:38.73]
38.	I12-LOIK KASPAR-PAUL	2001	EST	ESTONIA	+0.94	3:22.88	307 pts
50 m :	45.98 (45.98)	100 m :	1:37.90 (51.92) [1:37.90]	150 m :	2:35.41 (57.51)	200 m :	3:22.88 (47.47) [1:44.98]
39.	I12-ROBERTS WILLIAM	1999	GBR	GREAT BRITAIN	+0.86	3:25.40	288 pts
50 m :	41.94 (41.94)	100 m :	1:37.98 (56.04) [1:37.98]	150 m :	2:38.05 (1:00.07)	200 m :	3:25.40 (47.35) [1:47.42]
40.	I12-LUNA JORGE	1996	MEX	MEXICO	+0.92	3:25.85	285 pts
50 m :	45.20 (45.20)	100 m :	1:40.52 (55.32) [1:40.52]	150 m :	2:42.29 (1:01.77)	200 m :	3:25.85 (43.56) [1:45.33]
41.	I12-DE OLIVEIRA GUSTAVO	2007	USA	UNITED STATES OF AMERICA	+0.85	3:26.72	278 pts
50 m :	39.96 (39.96)	100 m :	1:38.08 (58.12) [1:38.08]	150 m :	2:39.09 (1:01.01)	200 m :	3:26.72 (47.63) [1:48.64]
42.	I12-LACEY ZAC	2000	GBR	GREAT BRITAIN	+0.80	3:31.09	247 pts
50 m :	38.73 (38.73)	100 m :	1:37.64 (58.91) [1:37.64]	150 m :	2:43.03 (1:05.39)	200 m :	3:31.09 (48.06) [1:53.45]
43.	I12-WILKINS CHARLES	1999	AUS	AUSTRALIA	+0.98	3:37.27	206 pts
50 m :	51.16 (51.16)	100 m :	1:46.63 (55.47) [1:46.63]	150 m :	2:46.67 (1:00.04)	200 m :	3:37.27 (50.60) [1:50.64]
44.	I12-MATUSIEWICZ BARTOSZ	1998	POL	POLAND	+0.96	3:38.70	197 pts
50 m :	47.05 (47.05)	100 m :	1:44.28 (57.23) [1:44.28]	150 m :	2:47.34 (1:03.06)	200 m :	3:38.70 (51.36) [1:54.42]
45.	I12-LIMON RODOLFO	2003	MEX	MEXICO	+0.89	3:45.27	158 pts
50 m :	47.72 (47.72)	100 m :	1:47.40 (59.68) [1:47.40]	150 m :	2:50.20 (1:02.80)	200 m :	3:45.27 (55.07) [1:57.87]
46.	I12-MUSZYSKI JAKUB	2003	POL	POLAND	+0.78	3:53.94	113 pts
50 m :	49.29 (49.29)	100 m :	1:58.58 (1:09.29) [1:58.58]	150 m :	3:00.66 (1:02.08)	200 m :	3:53.94 (53.28) [1:55.36]
47.	I12-BLAKE JOSEPH	2001	NZL	NEW ZEALAND	+0.99	3:56.38	102 pts
50 m :	56.10 (56.10)	100 m :	2:01.71 (1:05.61) [2:01.71]	150 m :	3:02.83 (1:01.12)	200 m :	3:56.38 (53.55) [1:54.67]
48.	I12-WILLEMS LUKA	2002	NZL	NEW ZEALAND	---	4:03.61	72 pts
50 m :	55.69 (55.69)	100 m :	2:03.26 (1:07.57) [2:03.26]	150 m :	3:12.48 (1:09.22)	200 m :	4:03.61 (51.13) [2:00.35]
---	I11-HILLHOUSE ALEXANDER	2004	DEN	DENMARK		DSQ	
---	I11-LEE JUYOUNG	1997	KOR	REPUBLIC OF KOREA		DSQ	
---	I11-RUIZ JUAN	2007	MEX	MEXICO		DSQ	
---	I12-GRACIA NUÑEZ GUILLERMO	2004	ESP	SPAIN		DSQ	
---	I12-OSMAN MOAMEN	1992	EGY	EGYPT		DSQ	
---	I13-HOLUB JAN	2000	CZE	CZECH REPUBLIC		DSQ	
---	I13-KRISTMANNSSON SNAEVAR ORN	2006	ISL	ICELAND		DSQ	
---	I11 - SHIH MIN-HSUAN	2000	TPE	CHINESE TAIPEI		DEL	
---	I11-BOLIVAR GIL JOSE DE NAZARETH	2007	VEN	VENEZUELA		DNS dec	
---	I11-FINOL TORRES ANDRÉS JAVIER	1999	VEN	VENEZUELA		DNS dec	
---	I11-MACHADO RODRÍGUEZ URIEL	1999	VEN	VENEZUELA		DNS dec	
---	I11-MIYAZAKI SATORU	1992	JPN	JAPAN		DNS dec	
---	I11-PARMENTIER AYMERIC	1993	AUT	BELGIUM		DNS dec	
---	I11-YZARRA GONZÁLEZ OSWALD FERNANDO	1990	VEN	VENEZUELA		DNS dec	

Results

[FFN quotation]

Prelims : 200 Medley Women

[Thursday, 08/06/2023]

1.	II1-LINDBERG PERNILLA	1994	SWE	SWEDEN	+0.76	2:37.84	939 pts	
50 m :	34.62 (34.62)	100 m :	1:15.82 (41.20)	[1:15.82]	150 m :	2:02.28 (46.46)	200 m :	2:37.84 (35.56) [1:22.02]
2.	II1-INOUE MAMI	1999	JPN	JAPAN	+0.74	2:37.87	939 pts	
50 m :	33.56 (33.56)	100 m :	1:14.52 (40.96)	[1:14.52]	150 m :	2:02.15 (47.63)	200 m :	2:37.87 (35.72) [1:23.35]
3.	II1-MAURIN ESPIAU ASSYA	2006	FRA	FRANCE	+0.71	2:38.08	936 pts	
50 m :	36.07 (36.07)	100 m :	1:16.29 (40.22)	[1:16.29]	150 m :	2:02.53 (46.24)	200 m :	2:38.08 (35.55) [1:21.79]
4.	II1-FALK JANINA	2003	AUT	AUSTRIA (ÖBSV)	+0.94	2:38.90	925 pts	
50 m :	34.20 (34.20)	100 m :	1:18.40 (44.20)	[1:18.40]	150 m :	2:02.75 (44.35)	200 m :	2:38.90 (36.15) [1:20.50]
5.	II1-CHAN YUI LAM	2003	HKG	HONG KONG	+0.80	2:41.94	887 pts	
50 m :	32.42 (32.42)	100 m :	1:15.24 (42.82)	[1:15.24]	150 m :	2:03.48 (48.24)	200 m :	2:41.94 (38.46) [1:26.70]
6.	II1-ANDO AYUMI	2000	JPN	JAPAN	+0.75	2:42.03	886 pts	
50 m :	34.21 (34.21)	100 m :	1:18.18 (43.97)	[1:18.18]	150 m :	2:05.96 (47.78)	200 m :	2:42.03 (36.07) [1:23.85]
7.	II1-CHEUNG HO YING	2003	HKG	HONG KONG	+0.71	2:42.48	880 pts	
50 m :	34.57 (34.57)	100 m :	1:18.11 (43.54)	[1:18.11]	150 m :	2:06.22 (48.11)	200 m :	2:42.48 (36.26) [1:24.37]
8.	II1-BORGES CARNEIRO DEBORA	1998	BRA	BRAZIL	+0.74	2:43.82	864 pts	
50 m :	34.87 (34.87)	100 m :	1:20.64 (45.77)	[1:20.64]	150 m :	2:04.15 (43.51)	200 m :	2:43.82 (39.67) [1:23.18]
9.	II1-THOMPSON KAELE	2007	AUS	AUSTRALIA	+0.71	2:43.84	863 pts	
50 m :	34.26 (34.26)	100 m :	1:17.80 (43.54)	[1:17.80]	150 m :	2:05.36 (47.56)	200 m :	2:43.84 (38.48) [1:26.04]
10.	II1-BORGES CARNEIRO BEATRIZ	1998	BRA	BRAZIL	+0.84	2:44.18	859 pts	
50 m :	36.99 (36.99)	100 m :	1:21.69 (44.70)	[1:21.69]	150 m :	2:05.81 (44.12)	200 m :	2:44.18 (38.37) [1:22.49]
11.	II1-HINDS MADDISON	2005	AUS	AUSTRALIA	+0.83	2:48.27	810 pts	
50 m :	35.69 (35.69)	100 m :	1:19.98 (44.29)	[1:19.98]	150 m :	2:10.71 (50.73)	200 m :	2:48.27 (37.56) [1:28.29]
12.	II1-TUNG YI-AN	1999	TPE	CHINESE TAIPEI	+0.75	2:49.28	798 pts	
50 m :	35.65 (35.65)	100 m :	1:21.14 (45.49)	[1:21.14]	150 m :	2:10.43 (49.29)	200 m :	2:49.28 (38.85) [1:28.14]
13.	II3-RASMUSSEN MARIA KJER	2007	DEN	DENMARK	+0.74	2:53.31	751 pts	
50 m :	35.64 (35.64)	100 m :	1:20.61 (44.97)	[1:20.61]	150 m :	2:11.52 (50.91)	200 m :	2:53.31 (41.79) [1:32.70]
14.	II1-LEE DAEUN	2000	KOR	REPUBLIC OF KOREA	+0.86	2:56.62	713 pts	
50 m :	35.31 (35.31)	100 m :	1:23.63 (48.32)	[1:23.63]	150 m :	2:17.34 (53.71)	200 m :	2:56.62 (39.28) [1:32.99]
15.	II3-MOORE AMELIA	2007	AUS	AUSTRALIA	+0.79	3:00.80	667 pts	
50 m :	37.13 (37.13)	100 m :	1:25.07 (47.94)	[1:25.07]	150 m :	2:19.52 (54.45)	200 m :	3:00.80 (41.28) [1:35.73]
16.	II3-DABIC BEL	2007	AUS	AUSTRALIA	+0.89	3:01.12	664 pts	
50 m :	38.78 (38.78)	100 m :	1:26.42 (47.64)	[1:26.42]	150 m :	2:20.16 (53.74)	200 m :	3:01.12 (40.96) [1:34.70]
17.	II1-AçKGÖZ SEÇİL	2001	TUR	TÜRKIYE	+0.83	3:04.99	623 pts	
50 m :	34.37 (34.37)	100 m :	1:21.66 (47.29)	[1:21.66]	150 m :	2:21.88 (1:00.22)	200 m :	3:04.99 (43.11) [1:43.33]
18.	II1-PEREZ SUAREZ LAURA	2001	ESP	SPAIN	+0.83	3:05.08	622 pts	
50 m :	35.11 (35.11)	100 m :	1:24.71 (49.60)	[1:24.71]	150 m :	2:21.28 (56.57)	200 m :	3:05.08 (43.80) [1:40.37]
19.	II1-SENTUNA DENİZ EVİN	2003	TUR	TÜRKIYE	+0.89	3:09.79	573 pts	
50 m :	38.31 (38.31)	100 m :	1:27.37 (49.06)	[1:27.37]	150 m :	2:26.67 (59.30)	200 m :	3:09.79 (43.12) [1:42.42]
20.	II3-BUCK ZOIE	2006	USA	UNITED STATES OF AMERICA	+0.89	3:10.75	564 pts	
50 m :	41.85 (41.85)	100 m :	1:29.59 (47.74)	[1:29.59]	150 m :	2:30.94 (1:01.35)	200 m :	3:10.75 (39.81) [1:41.16]
21.	II3-HOWELLS GABRIELLA	2003	AUS	AUSTRALIA	+0.84	3:18.43	490 pts	
50 m :	40.47 (40.47)	100 m :	1:33.82 (53.35)	[1:33.82]	150 m :	2:32.98 (59.16)	200 m :	3:18.43 (45.45) [1:44.61]
22.	II1-GUNNARSDOTTIR EMELIA YR	2005	ISL	ICELAND	+0.72	3:22.58	452 pts	
50 m :	38.34 (38.34)	100 m :	1:30.36 (52.02)	[1:30.36]	150 m :	2:34.30 (1:03.94)	200 m :	3:22.58 (48.28) [1:52.22]
23.	II2-RENOU CLÉO	2001	FRA	FRANCE	+0.87	3:25.95	423 pts	
50 m :	43.91 (43.91)	100 m :	1:36.59 (52.68)	[1:36.59]	150 m :	2:38.94 (1:02.35)	200 m :	3:25.95 (47.01) [1:49.36]
24.	II1-STEPHENSON ELLEN	2004	GBR	GREAT BRITAIN	+0.94	3:29.53	392 pts	
50 m :	48.74 (48.74)	100 m :	1:38.24 (49.50)	[1:38.24]	150 m :	2:43.50 (1:05.26)	200 m :	3:29.53 (46.03) [1:51.29]
25.	II2-CHIAPPA SABRINA	2000	ITA	ITALY	+0.80	3:34.99	348 pts	
50 m :	49.20 (49.20)	100 m :	1:43.45 (54.25)	[1:43.45]	150 m :	2:40.98 (57.53)	200 m :	3:34.99 (54.01) [1:51.54]
26.	II2-MORISHITA AYAKO	1997	JPN	JAPAN	---	3:35.92	341 pts	
50 m :	43.59 (43.59)	100 m :	1:45.52 (1:01.93)	[1:45.52]	150 m :	2:48.83 (1:03.31)	200 m :	3:35.92 (47.09) [1:50.40]
27.	II2-THOMPSON HELEN	2003	GBR	GREAT BRITAIN	---	3:37.37	330 pts	
50 m :	49.18 (49.18)	100 m :	1:48.33 (59.15)	[1:48.33]	150 m :	2:50.94 (1:02.61)	200 m :	3:37.37 (46.43) [1:49.04]
28.	II2-ANDRE DELPHINE	1998	FRA	FRANCE	+0.83	3:42.76	290 pts	
50 m :	45.02 (45.02)	100 m :	1:40.12 (55.10)	[1:40.12]	150 m :	2:48.53 (1:08.41)	200 m :	3:42.76 (54.23) [2:02.64]
29.	II1-NAGY TESSA	2000	USA	UNITED STATES OF AMERICA	+0.89	3:43.88	282 pts	
50 m :	56.62 (56.62)	100 m :	1:53.58 (56.96)	[1:53.58]	150 m :	2:57.74 (1:04.16)	200 m :	3:43.88 (46.14) [1:50.30]
30.	II2-SCHERDER MAGGIE	2002	USA	UNITED STATES OF AMERICA	+0.99	3:59.59	182 pts	
50 m :	52.78 (52.78)	100 m :	1:53.90 (1:01.12)	[1:53.90]	150 m :	3:05.45 (1:11.55)	200 m :	3:59.59 (54.14) [2:05.69]

Results

(Next) Prelims : 200 Medley Women

[Thursday, 08/06/2023]

31.	II2-RUDD-JONES JEMIMA	1996	GBR	GREAT BRITAIN	+0.81	3:59.85	181 pts	
50 m :	51.19 (51.19)	100 m :	1:57.35 (1:06.16)	[1:57.35]	150 m :	3:05.16 (1:07.81)	200 m :	3:59.85 (54.69) [2:02.50]
32.	II2-ANTUNES KELLY	1981	BRA	BRAZIL	---	4:02.04	169 pts	
50 m :	50.76 (50.76)	100 m :	1:58.18 (1:07.42)	[1:58.18]	150 m :	3:00.44 (1:02.26)	200 m :	4:02.04 (1:01.60) [2:03.86]
33.	II2-DZICIO ZOFIA	2004	POL	POLAND	+0.87	4:22.57	75 pts	
50 m :	1:01.45 (1:01.45)	100 m :	2:16.20 (1:14.75)	[2:16.20]	150 m :	3:21.04 (1:04.84)	200 m :	4:22.57 (1:01.53) [2:06.37]
34.	II2-DONOGHUE MELISSA	1987	NZL	NEW ZEALAND	---	4:29.79	51 pts	
50 m :	55.12 (55.12)	100 m :	2:04.49 (1:09.37)	[2:04.49]	150 m :	3:33.05 (1:28.56)	200 m :	4:29.79 (56.74) [2:25.30]
---	II1-MARCHI GIORGIA	2001	ITA	ITALY		DSQ		
---	II2-ALVARADO MELISSA	1998	MEX	MEXICO		DSQ		
---	II2-MARTIN KATHRYN	1998	GBR	GREAT BRITAIN		DSQ		
---	II3-ANDIDERO CHIARA	2003	ITA	ITALY		DSQ		
---	II3-DAVADOTTIR SIGNA VAR	1998	FAR	FAROE ISLANDS		DSQ		
---	II3-WATSON GENEVIEVE	2002	NZL	NEW ZEALAND		DSQ		
---	II1-KIMURA SAAYA	2008	JPN	JAPAN		DNS dec		
---	II1-MICHAOWSKA GABRIELA	2002	POL	POLAND		DNS dec		
---	II1-MORAES BARRETO VIVIANA	1982	VEN	VENEZUELA		DNS dec		
---	II1-SU AN-YEN	1999	TPE	CHINESE TAIPEI		DEL		
---	II2-BERGQUIST LAUREN	1999	USA	UNITED STATES OF AMERICA		DNS dec		

Results

[FFN quotation]

Prelims : 1500 Freestyle Women

[Thursday, 08/06/2023]

1. I11-LINDBERG PERNILLA		1994	SWE	SWEDEN	+0.78	18:22.46	1086 pts		
50 m :	33.29 (33.29)	100 m :	1:09.92 (36.63)	[1:09.92]	150 m :	1:46.96 (37.04)	200 m :	2:23.70 (36.74)	[1:13.78]
250 m :	3:00.70 (37.00)	300 m :	3:37.25 (36.55)	[1:13.55]	350 m :	4:14.05 (36.80)	400 m :	4:50.64 (36.59)	[1:13.39]
450 m :	5:27.32 (36.68)	500 m :	6:04.26 (36.94)	[1:13.62]	550 m :	6:41.12 (36.86)	600 m :	7:18.54 (37.42)	[1:14.28]
650 m :	7:55.51 (36.97)	700 m :	8:32.69 (37.18)	[1:14.15]	750 m :	9:09.71 (37.02)	800 m :	9:46.66 (36.95)	[1:13.97]
850 m :	10:23.85 (37.19)	900 m :	11:01.31 (37.46)	[1:14.65]	950 m :	11:37.88 (36.57)	1000 m :	12:15.66 (37.78)	[1:14.35]
1050 m :	12:52.83 (37.17)	1100 m :	13:30.12 (37.29)	[1:14.46]	1150 m :	14:07.10 (36.98)	1200 m :	14:44.20 (37.10)	[1:14.08]
1250 m :	15:21.27 (37.07)	1300 m :	15:58.34 (37.07)	[1:14.14]	1350 m :	16:35.09 (36.75)	1400 m :	17:11.87 (36.78)	[1:13.53]
1450 m :	17:47.87 (36.00)	1500 m :	18:22.46 (34.59)	[1:10.59]					
2. I11-LUCY JADE		1997	AUS	AUSTRALIA	+0.89	19:18.09	982 pts		
50 m :	36.79 (36.79)	100 m :	1:15.44 (38.65)	[1:15.44]	150 m :	1:54.14 (38.70)	200 m :	2:33.17 (39.03)	[1:17.73]
250 m :	3:11.34 (38.17)	300 m :	3:49.51 (38.17)	[1:16.34]	350 m :	4:27.83 (38.32)	400 m :	5:06.16 (38.33)	[1:16.65]
450 m :	5:44.48 (38.32)	500 m :	6:23.22 (38.74)	[1:17.06]	550 m :	7:01.66 (38.44)	600 m :	7:40.28 (38.62)	[1:17.06]
650 m :	8:18.71 (38.43)	700 m :	8:57.63 (38.92)	[1:17.35]	750 m :	9:35.29 (37.66)	800 m :	10:14.43 (39.14)	[1:16.80]
850 m :	10:52.83 (38.40)	900 m :	11:31.84 (39.01)	[1:17.41]	950 m :	12:10.68 (38.84)	1000 m :	12:50.05 (39.37)	[1:18.21]
1050 m :	13:28.95 (38.90)	1100 m :	14:08.21 (39.26)	[1:18.16]	1150 m :	14:46.93 (38.72)	1200 m :	15:26.25 (39.32)	[1:18.04]
1250 m :	16:05.10 (38.85)	1300 m :	16:44.81 (39.71)	[1:18.56]	1350 m :	17:23.63 (38.82)	1400 m :	18:03.10 (39.47)	[1:18.29]
1450 m :	18:40.96 (37.86)	1500 m :	19:18.09 (37.13)	[1:14.99]					
3. I13-DREAN MAëLLYS		2005	FRA	FRANCE	+0.89	19:44.98	933 pts		
50 m :	34.32 (34.32)	100 m :	1:11.60 (37.28)	[1:11.60]	150 m :	1:50.81 (39.21)	200 m :	2:30.58 (39.77)	[1:18.98]
250 m :	3:10.17 (39.59)	300 m :	3:49.81 (39.64)	[1:19.23]	350 m :	4:29.82 (40.01)	400 m :	5:09.43 (39.61)	[1:19.62]
450 m :	5:49.15 (39.72)	500 m :	6:28.60 (39.45)	[1:19.17]	550 m :	7:08.42 (39.82)	600 m :	7:48.25 (39.83)	[1:19.65]
650 m :	8:28.03 (39.78)	700 m :	9:08.37 (40.34)	[1:20.12]	750 m :	9:49.79 (41.42)	800 m :	10:29.54 (39.75)	[1:21.17]
850 m :	11:09.17 (39.63)	900 m :	11:49.14 (39.97)	[1:19.60]	950 m :	12:29.74 (40.60)	1000 m :	13:09.78 (40.04)	[1:20.64]
1050 m :	13:50.21 (40.43)	1100 m :	14:30.03 (39.82)	[1:20.25]	1150 m :	15:09.45 (39.42)	1200 m :	15:49.08 (39.63)	[1:19.05]
1250 m :	16:29.39 (40.31)	1300 m :	17:08.54 (39.15)	[1:19.46]	1350 m :	17:49.42 (40.88)	1400 m :	18:29.29 (39.87)	[1:20.75]
1450 m :	19:07.46 (38.17)	1500 m :	19:44.98 (37.52)	[1:15.69]					
4. I13-ETRINGER MANON		2008	FRA	FRANCE	+0.77	19:52.11	920 pts		
50 m :	37.10 (37.10)	100 m :	1:16.80 (39.70)	[1:16.80]	150 m :	1:57.55 (40.75)	200 m :	2:37.43 (39.88)	[1:20.63]
250 m :	3:18.06 (40.63)	300 m :	3:58.40 (40.34)	[1:20.97]	350 m :	4:38.52 (40.12)	400 m :	5:18.71 (40.19)	[1:20.31]
450 m :	5:58.78 (40.07)	500 m :	6:38.89 (40.11)	[1:20.18]	550 m :	7:19.44 (40.55)	600 m :	8:00.71 (41.27)	[1:21.82]
650 m :	8:40.53 (39.82)	700 m :	9:20.86 (40.33)	[1:20.15]	750 m :	10:00.44 (39.58)	800 m :	10:40.68 (40.24)	[1:19.82]
850 m :	11:20.52 (39.84)	900 m :	11:59.80 (39.28)	[1:19.12]	950 m :	12:39.56 (39.76)	1000 m :	13:19.13 (39.57)	[1:19.33]
1050 m :	13:58.61 (39.48)	1100 m :	14:38.31 (39.70)	[1:19.18]	1150 m :	15:17.62 (39.31)	1200 m :	15:56.81 (39.19)	[1:18.50]
1250 m :	16:35.92 (39.11)	1300 m :	17:16.12 (40.20)	[1:19.31]	1350 m :	17:56.32 (40.20)	1400 m :	18:36.62 (40.30)	[1:20.50]
1450 m :	19:15.53 (38.91)	1500 m :	19:52.11 (36.58)	[1:15.49]					
5. I11-SADOWSKI PIPER		2005	USA	UNITED STATES OF AMERICA	+0.91	21:05.65	794 pts		
50 m :	37.25 (37.25)	100 m :	1:18.28 (41.03)	[1:18.28]	150 m :	1:58.83 (40.55)	200 m :	2:40.39 (41.56)	[1:22.11]
250 m :	3:21.44 (41.05)	300 m :	4:04.01 (42.57)	[1:23.62]	350 m :	4:45.20 (41.19)	400 m :	5:27.65 (42.45)	[1:23.64]
450 m :	6:08.67 (41.02)	500 m :	6:51.58 (42.91)	[1:23.93]	550 m :	7:32.54 (40.96)	600 m :	8:14.76 (42.22)	[1:23.18]
650 m :	8:57.32 (42.56)	700 m :	9:40.02 (42.70)	[1:25.26]	750 m :	10:21.27 (41.25)	800 m :	11:04.52 (43.25)	[1:24.50]
850 m :	11:46.49 (41.97)	900 m :	12:30.27 (43.78)	[1:25.75]	950 m :	13:12.42 (42.15)	1000 m :	13:56.05 (43.63)	[1:25.78]
1050 m :	14:38.41 (42.36)	1100 m :	15:21.98 (43.57)	[1:25.93]	1150 m :	16:05.20 (43.22)	1200 m :	16:48.73 (43.53)	[1:26.75]
1250 m :	17:31.92 (43.19)	1300 m :	18:15.21 (43.29)	[1:26.48]	1350 m :	18:57.92 (42.71)	1400 m :	19:41.79 (43.87)	[1:26.58]
1450 m :	20:23.41 (41.62)	1500 m :	21:05.65 (42.24)	[1:23.86]					
6. I13-HOWELLS GABRIELLA		2003	AUS	AUSTRALIA	+0.81	22:10.26	691 pts		
50 m :	38.89 (38.89)	100 m :	1:22.76 (43.87)	[1:22.76]	150 m :	2:08.78 (46.02)	200 m :	2:54.31 (45.53)	[1:31.55]
250 m :	3:40.23 (45.92)	300 m :	4:24.37 (44.14)	[1:30.06]	350 m :	5:09.88 (45.51)	400 m :	5:55.22 (45.34)	[1:30.85]
450 m :	6:40.75 (45.53)	500 m :	7:25.22 (44.47)	[1:30.00]	550 m :	8:10.02 (44.80)	600 m :	8:53.46 (43.44)	[1:28.24]
650 m :	9:38.79 (45.33)	700 m :	10:22.67 (43.88)	[1:29.21]	750 m :	11:07.58 (44.91)	800 m :	11:51.49 (43.91)	[1:28.82]
850 m :	12:36.15 (44.66)	900 m :	13:20.91 (44.76)	[1:29.42]	950 m :	14:05.84 (44.93)	1000 m :	14:51.28 (45.44)	[1:30.37]
1050 m :	15:36.31 (45.03)	1100 m :	16:20.48 (44.17)	[1:29.20]	1150 m :	17:04.61 (44.13)	1200 m :	17:49.40 (44.79)	[1:28.92]
1250 m :	18:33.65 (44.25)	1300 m :	19:17.84 (44.19)	[1:28.44]	1350 m :	20:01.16 (43.32)	1400 m :	20:45.33 (44.17)	[1:27.49]
1450 m :	21:28.31 (42.98)	1500 m :	22:10.26 (41.95)	[1:24.93]					

Results
(Next) Prelims : 1500 Freestyle Women

[Thursday, 08/06/2023]

7. I11-THRASTARDOTTIR ANNA ROSA		2004	ISL	ICELAND	+0.94	22:31.53	659 pts
50 m : 37.63 (37.63)	100 m : 1:20.59 (42.96)	[1:20.59]	150 m : 2:03.67 (43.08)	200 m : 2:48.10 (44.43)	[1:27.51]		
250 m : 3:32.23 (44.13)	300 m : 4:17.90 (45.67)	[1:29.80]	350 m : 5:03.00 (45.10)	400 m : 5:49.04 (46.04)	[1:31.14]		
450 m : 6:34.22 (45.18)	500 m : 7:19.94 (45.72)	[1:30.90]	550 m : 8:05.22 (45.28)	600 m : 8:51.28 (46.06)	[1:31.34]		
650 m : 11:07.12 (2:15.84)	700 m : 11:51.67 (44.55)	[3:00.39]	750 m : 12:37.04 (45.37)	800 m : 13:23.05 (46.01)	[1:31.38]		
850 m : 14:09.06 (46.01)	900 m : ---		950 m : ---	1000 m : 14:54.23 (45.17)	[1:31.18]		
1050 m : 15:40.06 (45.83)	1100 m : 16:26.02 (45.96)	[1:31.79]	1150 m : 17:11.13 (45.11)	1200 m : 17:57.21 (46.08)	[1:31.19]		
1250 m : 18:43.92 (46.71)	1300 m : 19:30.13 (46.21)	[1:32.92]	1350 m : 20:17.36 (47.23)	1400 m : 21:03.09 (45.73)	[1:32.96]		
1450 m : 21:48.36 (45.27)	1500 m : 22:31.53 (43.17)	[1:28.44]					
8. I13-ABOMARIAM FATMA		2004	EGY	EGYPT	+0.82	22:53.78	626 pts
50 m : 35.45 (35.45)	100 m : 1:16.28 (40.83)	[1:16.28]	150 m : 2:00.74 (44.46)	200 m : 2:45.62 (44.88)	[1:29.34]		
250 m : 3:31.78 (46.16)	300 m : 4:17.80 (46.02)	[1:32.18]	350 m : 5:04.27 (46.47)	400 m : 5:50.90 (46.63)	[1:33.10]		
450 m : 6:38.64 (47.74)	500 m : 7:24.11 (45.47)	[1:33.21]	550 m : 8:10.52 (46.41)	600 m : 8:55.31 (44.79)	[1:31.20]		
650 m : 9:41.25 (45.94)	700 m : 10:27.06 (45.81)	[1:31.75]	750 m : 11:15.71 (48.65)	800 m : 12:03.51 (47.80)	[1:36.45]		
850 m : 12:52.50 (48.99)	900 m : 13:38.25 (45.75)	[1:34.74]	950 m : 14:25.86 (47.61)	1000 m : 15:11.65 (45.79)	[1:33.40]		
1050 m : 15:59.55 (47.90)	1100 m : 16:45.82 (46.27)	[1:34.17]	1150 m : 17:32.80 (46.98)	1200 m : 18:19.93 (47.13)	[1:34.11]		
1250 m : 19:08.62 (48.69)	1300 m : 19:55.60 (46.98)	[1:35.67]	1350 m : 20:40.83 (45.23)	1400 m : 21:25.64 (44.81)	[1:30.04]		
1450 m : 22:11.78 (46.14)	1500 m : 22:53.78 (42.00)	[1:28.14]					
9. I13-ANDIDERO CHIARA		2003	ITA	ITALY	+0.79	22:58.21	620 pts
50 m : 39.95 (39.95)	100 m : 1:23.92 (43.97)	[1:23.92]	150 m : 2:09.23 (45.31)	200 m : 2:55.98 (46.75)	[1:32.06]		
250 m : 3:41.82 (45.84)	300 m : 4:28.19 (46.37)	[1:32.21]	350 m : 5:13.85 (45.66)	400 m : 6:00.34 (46.49)	[1:32.15]		
450 m : 6:45.82 (45.48)	500 m : 7:32.01 (46.19)	[1:31.67]	550 m : 8:18.01 (46.00)	600 m : 9:04.37 (46.36)	[1:32.36]		
650 m : 9:50.48 (46.11)	700 m : 10:37.37 (46.89)	[1:33.00]	750 m : 11:23.78 (46.41)	800 m : 12:10.71 (46.93)	[1:33.34]		
850 m : 12:57.41 (46.70)	900 m : 13:44.65 (47.24)	[1:33.94]	950 m : 14:31.91 (47.26)	1000 m : 15:18.65 (46.74)	[1:34.00]		
1050 m : 16:04.54 (45.89)	1100 m : 16:51.56 (47.02)	[1:32.91]	1150 m : 17:38.26 (46.70)	1200 m : 18:25.07 (46.81)	[1:33.51]		
1250 m : 19:11.30 (46.23)	1300 m : 19:57.74 (46.44)	[1:32.67]	1350 m : 20:43.52 (45.78)	1400 m : 21:29.41 (45.89)	[1:31.67]		
1450 m : 22:14.17 (44.76)	1500 m : 22:58.21 (44.04)	[1:28.80]					
10. I11-AçKGÖZ SEÇİL		2001	TUR	TÜRKIYE	+0.87	24:07.36	523 pts
50 m : 37.11 (37.11)	100 m : 1:21.81 (44.70)	[1:21.81]	150 m : 2:08.34 (46.53)	200 m : 2:55.50 (47.16)	[1:33.69]		
250 m : 3:43.44 (47.94)	300 m : 4:31.49 (48.05)	[1:35.99]	350 m : 5:19.18 (47.69)	400 m : 6:06.87 (47.69)	[1:35.38]		
450 m : 6:54.28 (47.41)	500 m : 7:42.69 (48.41)	[1:35.82]	550 m : 8:29.85 (47.16)	600 m : 9:17.53 (47.68)	[1:34.84]		
650 m : 10:06.19 (48.66)	700 m : 10:54.28 (48.09)	[1:36.75]	750 m : 11:43.73 (49.45)	800 m : 12:33.39 (49.66)	[1:39.11]		
850 m : 13:23.04 (49.65)	900 m : 14:12.32 (49.28)	[1:38.93]	950 m : 15:02.02 (49.70)	1000 m : 15:51.75 (49.73)	[1:39.43]		
1050 m : 16:38.94 (47.19)	1100 m : 17:27.10 (48.16)	[1:35.35]	1150 m : 19:58.41 (2:31.31)	1200 m : 19:50.42 (-51.99)	[1:39.32]		
1250 m : 21:41.73 (2:35.31)	1300 m : 20:50.34 (-51.39)	[1:43.92]	1350 m : 23:21.43 (2:31.09)	1400 m : 22:33.09 (-48.34)	[1:42.75]		
1450 m : ---	1500 m : 24:07.36 (1:34.27)	[1:34.27]					
11. I12-CAMACHO DUNIA		1988	MEX	MEXICO	---	25:02.54	452 pts
50 m : 42.54 (42.54)	100 m : 1:31.74 (49.20)	[1:31.74]	150 m : 2:22.12 (50.38)	200 m : 3:12.65 (50.53)	[1:40.91]		
250 m : 4:03.87 (51.22)	300 m : 4:55.00 (51.13)	[1:42.35]	350 m : 5:46.19 (51.19)	400 m : 6:36.95 (50.76)	[1:41.95]		
450 m : 7:27.74 (50.79)	500 m : 8:17.89 (50.15)	[1:40.94]	550 m : 9:08.81 (50.92)	600 m : 9:59.65 (50.84)	[1:41.76]		
650 m : 10:49.80 (50.15)	700 m : 11:39.07 (49.27)	[1:39.42]	750 m : 12:28.97 (49.90)	800 m : 13:18.92 (49.95)	[1:39.85]		
850 m : 14:08.89 (49.97)	900 m : 15:00.25 (51.36)	[1:41.33]	950 m : 15:51.54 (51.29)	1000 m : 16:42.59 (51.05)	[1:42.34]		
1050 m : 17:33.67 (51.08)	1100 m : 18:24.18 (50.51)	[1:41.59]	1150 m : 19:14.81 (50.63)	1200 m : 20:05.55 (50.74)	[1:41.37]		
1250 m : 20:57.15 (51.60)	1300 m : 21:47.50 (50.35)	[1:41.95]	1350 m : 22:37.92 (50.42)	1400 m : 23:29.07 (51.15)	[1:41.57]		
1450 m : 24:16.15 (47.08)	1500 m : 25:02.54 (46.39)	[1:33.47]					
12. I11-KAMEL RAWAN		2004	EGY	EGYPT	+0.86	25:44.14	401 pts
50 m : 41.13 (41.13)	100 m : 1:32.11 (50.98)	[1:32.11]	150 m : 2:23.14 (51.03)	200 m : 3:15.98 (52.84)	[1:43.87]		
250 m : 4:07.36 (51.38)	300 m : 5:01.01 (53.65)	[1:45.03]	350 m : 5:52.44 (51.43)	400 m : 6:45.92 (53.48)	[1:44.91]		
450 m : 7:36.74 (50.82)	500 m : 8:28.53 (51.79)	[1:42.61]	550 m : 9:20.22 (51.69)	600 m : 10:12.39 (52.17)	[1:43.86]		
650 m : 11:04.10 (51.71)	700 m : 11:56.55 (52.45)	[1:44.16]	750 m : 12:45.63 (49.08)	800 m : 13:37.35 (51.72)	[1:40.80]		
850 m : 14:28.84 (51.49)	900 m : 15:20.05 (51.21)	[1:42.70]	950 m : 16:11.99 (51.94)	1000 m : 17:03.76 (51.77)	[1:43.71]		
1050 m : 17:50.86 (47.10)	1100 m : 18:43.33 (52.47)	[1:39.57]	1150 m : 19:35.80 (52.47)	1200 m : 20:26.55 (50.75)	[1:43.22]		
1250 m : 21:23.58 (57.03)	1300 m : 22:15.65 (52.07)	[1:49.10]	1350 m : 23:10.24 (54.59)	1400 m : 24:02.53 (52.29)	[1:46.88]		
1450 m : 24:54.24 (51.71)	1500 m : 25:44.14 (49.90)	[1:41.61]					
13. I12-VAZHENIN KATHERINE		2003	USA	UNITED STATES OF AMERICA	---	26:33.55	346 pts
50 m : 49.52 (49.52)	100 m : 1:43.27 (53.75)	[1:43.27]	150 m : 2:36.25 (52.98)	200 m : 3:29.12 (52.87)	[1:45.85]		
250 m : 4:22.67 (53.55)	300 m : 5:15.16 (52.49)	[1:46.04]	350 m : 6:08.32 (53.16)	400 m : 7:01.44 (53.12)	[1:46.28]		
450 m : 7:53.58 (52.14)	500 m : 8:46.45 (52.87)	[1:45.01]	550 m : 9:38.83 (52.38)	600 m : 10:32.47 (53.64)	[1:46.02]		
650 m : 11:25.96 (53.49)	700 m : 12:18.63 (52.67)	[1:46.16]	750 m : 13:11.54 (52.91)	800 m : 14:03.76 (52.22)	[1:45.13]		
850 m : 14:56.73 (52.97)	900 m : 15:49.56 (52.83)	[1:45.80]	950 m : 16:43.79 (54.23)	1000 m : 17:36.75 (52.96)	[1:47.19]		
1050 m : 18:30.56 (53.81)	1100 m : 19:22.57 (52.01)	[1:45.82]	1150 m : 20:15.74 (53.17)	1200 m : 21:07.45 (51.71)	[1:44.88]		
1250 m : 22:00.13 (52.68)	1300 m : 22:51.82 (51.69)	[1:44.37]	1350 m : 23:50.69 (58.87)	1400 m : 24:40.95 (50.26)	[1:49.13]		
1450 m : 25:39.80 (58.85)	1500 m : 26:33.55 (53.75)	[1:52.60]					

Results

(Next) Prelims : 1500 Freestyle Women

[Thursday, 08/06/2023]

14. I12-CORTES MURCIA YEIMY CAROLINA		1997	COL	COLOMBIA	+0.86	29:04.24	201 pts		
50 m :	47.34 (47.34)	100 m :	1:42.42 (55.08)	[1:42.42]	150 m :	2:37.19 (54.77)	200 m :	3:30.52 (53.33)	[1:48.10]
250 m :	4:26.46 (55.94)	300 m :	5:24.47 (58.01)	[1:53.95]	350 m :	6:22.96 (58.49)	400 m :	7:21.40 (58.44)	[1:56.93]
450 m :	8:19.45 (58.05)	500 m :	9:18.33 (58.88)	[1:56.93]	550 m :	10:18.24 (59.91)	600 m :	11:17.76 (59.52)	[1:59.43]
650 m :	12:18.33 (1:00.57)	700 m :	13:18.43 (1:00.10)	[2:00.67]	750 m :	14:18.11 (59.68)	800 m :	15:18.84 (1:00.73)	[2:00.41]
850 m :	16:21.19 (1:02.35)	900 m :	17:22.10 (1:00.91)	[2:03.26]	950 m :	18:22.65 (1:00.55)	1000 m :	19:22.75 (1:00.10)	[2:00.65]
1050 m :	20:19.58 (56.83)	1100 m :	21:18.70 (59.12)	[1:55.95]	1150 m :	22:18.57 (59.87)	1200 m :	23:18.92 (1:00.35)	[2:00.22]
1250 m :	24:14.94 (56.02)	1300 m :	25:06.28 (51.34)	[1:47.36]	1350 m :	26:10.98 (1:04.70)	1400 m :	27:06.73 (55.75)	[2:00.45]
1450 m :	28:12.37 (1:05.64)	1500 m :	29:04.24 (51.87)	[1:57.51]					
15. I12-SIEBIER ELBIETA		2004	POL	POLAND	---	37:16.50	1 pt		
50 m :	53.81 (53.81)	100 m :	1:58.49 (1:04.68)	[1:58.49]	150 m :	3:08.11 (1:09.62)	200 m :	4:20.45 (1:12.34)	[2:21.96]
250 m :	5:32.41 (1:11.96)	300 m :	6:44.84 (1:12.43)	[2:24.39]	350 m :	7:56.18 (1:11.34)	400 m :	9:09.06 (1:12.88)	[2:24.22]
450 m :	10:21.80 (1:12.74)	500 m :	11:37.84 (1:16.04)	[2:28.78]	550 m :	12:50.54 (1:12.70)	600 m :	14:06.38 (1:15.84)	[2:28.54]
650 m :	15:20.89 (1:14.51)	700 m :	16:38.42 (1:17.53)	[2:32.04]	750 m :	17:54.56 (1:16.14)	800 m :	19:11.24 (1:16.68)	[2:32.82]
850 m :	20:26.71 (1:15.47)	900 m :	21:43.39 (1:16.68)	[2:32.15]	950 m :	23:01.02 (1:17.63)	1000 m :	24:17.64 (1:16.62)	[2:34.25]
1050 m :	25:34.79 (1:17.15)	1100 m :	26:52.17 (1:17.38)	[2:34.53]	1150 m :	28:09.72 (1:17.55)	1200 m :	29:27.02 (1:17.30)	[2:34.85]
1250 m :	30:42.57 (1:15.55)	1300 m :	31:58.95 (1:16.38)	[2:31.93]	1350 m :	33:16.94 (1:17.99)	1400 m :	34:34.70 (1:17.76)	[2:35.75]
1450 m :	35:54.77 (1:20.07)	1500 m :	37:16.50 (1:21.73)	[2:41.80]					

Results

[FFN quotation]

Final A : 4x100 Freestyle II1 Men

[Friday, 09/06/2023]

1.	II1-CALTRAN VILA REAL FELIPE	56.43	1997	BRA	BRAZIL	+0.68	3:44.25
	II1-DOS SANTOS DUARTE ADENI...	56.22	2002	BRA		+0.38	
	II1-BRUTOS DE OLIVEIRA JOAO...	56.82	2004	BRA		+0.62	
	II1-HASUNO TAKUTO	54.78	1999	BRA		+0.58	
2.	II1-HASUNO TAKUTO	57.83	2001	JPN	JAPAN	+0.77	3:46.09
	II1-TSUBOI YUUKI	55.81	2005	JPN		+0.45	
	II1-SEKI KEVIN	57.74	1999	JPN		+0.38	
	II1-NAKAJIMA KEICHI	54.71	1998	JPN		+0.52	
3.	II1-CHEUNG TSUN LOK	55.65	2005	HKG	HONG KONG	+0.76	3:46.26
	II1-CHUI HO BON SAMUEL	59.99	2005	HKG		+0.60	
	II1-WONG HON YIN	56.70	2001	HKG		+0.66	
	II1-TANG WAI LOK	53.92	1997	HKG		+0.60	
4.	II1-VALIENTE SERRANO MIGUEL...	57.27	1997	ESP	SPAIN	+0.81	3:52.33
	II1-LONGARON CARRERAS ADRIAN	56.77	2001	ESP		+0.37	
	II1-LONGARON CARRERAS ADRIAN	1:00.52	2000	ESP		+0.51	
	II1-LONGARON CARRERAS ADRIAN	57.77	2001	ESP		+0.31	
5.	II1-BAUTISTA PRADOS JUAN	59.31	2000	FRA	FRANCE	+0.70	3:57.86
	II1-MENY JORDAN	1:00.15	1996	FRA		+0.14	
	II1-LABRADOR FERNANDEZ JAVIER	56.08	1998	FRA		+0.64	
	II1-MAILLET NATHAN	1:02.32	1998	FRA		+0.40	
6.	II1-DAKOUTROS CHRISTOS	1:04.03	2000	GRE	GREECE	+0.79	4:23.43
	II1-ARAPOGLOU DIMITRIOS	1:05.53	2004	GRE		+0.48	
	II1-CHASMPIS SEFERIS	1:09.36	2009	GRE		+0.54	
	II1-VOULGARAKIS ATHANASIOS	1:04.51	2004	GRE		+0.68	
---	II1-DYER JARRED	58.50	2000	AUS	AUSTRALIA		DSQ 2
	II1-STEWART BAILEY		2001	AUS			
	II1-ALFORD JOSHUA		1995	AUS			
	II1-SISMAN DARREN		2006	AUS			

Results

[FFN quotation]

Final A : 4x100 Freestyle II2 Men

[Friday, 09/06/2023]

1.	II2-BELIG AXEL	1:17.36	1994	FRA	FRANCE	+0.88	5:02.85
	II2-LEPINE AMAURY	1:13.88	1998	FRA		+0.26	
	II2-MATILLA CÉDRIC	1:11.89	1995	FRA		+0.92	
	II2-COLOMBY CLÉMENT	1:19.72	1991	FRA		+0.67	
2.	II2-MATOS DIOGO	1:20.98	1999	POR	PORTUGAL	+0.83	5:06.18
	II2-VAZ JOÃO	1:23.10	1992	POR		+0.14	
	II2-ALMEIDA ANDRÉ	1:16.66	2000	POR		+0.39	
	II2-PEREIRA VICENTE	1:05.44	2005	POR		+0.69	
3.	II2-ZAFFARONI PAOLO	1:16.66	1996	ITA	ITALY	+0.65	5:06.69
	II2-RONCATO GIAMMARIA	1:17.96	1995	ITA		+0.30	
	II2-SCOTTI ANDREA	1:15.33	1999	ITA		+0.37	
	II2-PICCININI FRANCESCO	1:16.74	1995	ITA		+0.38	
4.	II2-BOOYSEN RUSSELL	1:19.95	1995	AUS	AUSTRALIA	+0.89	5:22.08
	II2-MC GRANE RYAN	1:14.18	1992	AUS		+0.85	
	II2-WILKINS CHARLES	1:30.42	1999	AUS		+0.51	
	II2-DOOLAN BRADLEY	1:17.53	1994	AUS		+0.00	
5.	II2-FLORES GIOVANNI	1:21.38	1992	MEX	MEXICO	+0.85	5:24.27
	II2-LUNA JORGE	1:19.82	1996	MEX		+0.06	
	II2-GARCIA ISAAC	1:22.79	2004	MEX		+0.33	
	II2-MELO JOSE ENRIQUE	1:20.28	1989	MEX		+0.69	
6.	II2-OLMO SEDEÑO ANTONIO	1:28.58	1998	ESP	SPAIN	+0.85	5:25.98
	II2-SERRANO CORREOSO LUIS	1:08.17	1988	ESP		+0.22	
	II2-HERNANDEZ ORTIZ CARLOS	1:34.88	1990	ESP		+0.00	
	II2-GRACIA NUÑEZ GUILLERMO	1:14.35	2004	ESP		+0.20	
7.	II2-MUSZYSKI JAKUB	1:31.37	2003	POL	POLAND	+0.76	6:21.77
	II2-GROMADA SZYMON	1:31.05	2003	POL		+0.29	
	II2-MATUSIEWICZ BARTOSZ	1:35.61	1998	POL		+0.86	
	II2-KRZEMIEN GRZEGORZ	1:43.74	1998	POL		+0.51	

Results

[FFN quotation]

Final A : 4x100 Freestyle II3 Men

[Friday, 09/06/2023]

1.	II3-TATOLI MATTéO	1:06.56	2003	FRA	FRANCE	+0.75	4:27.77
	II3-DELACOUR FLORENTIN	1:10.28	2005	FRA		+0.64	
	II3-BARRAUD ADRIEN	1:07.97	2008	FRA		+0.26	
	II3-PARISOT AXEL	1:02.96	2000	FRA		+0.90	
---	II3-THOMPSON JAKOB		2005	AUS	AUSTRALIA		DNS dec
	II3-HOWELLS ISAAC		2008	AUS			
	II3-CREGAN GABRIEL		2007	AUS			
	II3-HEJAIJ ALEXANDER		2002	AUS			

Results

[FFN quotation]

Final A : 4x100 Medley II1 Mixt

[Friday, 09/06/2023]

1.	II1-SOARES DE OLIVEIRA ANA-...	1:15.78	2000	BRA	BRAZIL	---	4:23.61
	II1-BRUTOS DE OLIVEIRA JOAO...	1:07.31	2004	BRA		+0.57	
	II1-BANDEIRA GABRIEL	56.95	1999	BRA		+0.39	
	II1-ARIODANTE STEPHANIE	1:03.57	2000	BRA		+0.34	
1.	II1-HUI KA CHUN	1:06.43	2001	HKG	HONG KONG	---	4:31.79
	II1-CHEUNG TSUN LOK	1:13.97	2005	HKG		+0.49	
	II1-CHAN YUI LAM	1:06.57	2003	HKG		+0.69	
	II1-CHEUNG HO YING	1:04.82	2003	HKG		+0.19	
1.	II1-FUKUI KASUMI	1:16.68	1999	JPN	JAPAN	---	4:33.02
	II1-SATO YUTO	1:12.35	1999	JPN		+0.58	
	II1-NAKAJIMA KEICHI	59.12	1998	JPN		+0.51	
	II1-INOUE MAMI	1:04.87	1999	JPN		+0.25	
1.	II1-MAURIN ESPIAU ASSYA	1:13.57	2006	FRA	FRANCE	---	4:38.98
	II1-BLAISE SIMON	1:14.47	1996	FRA		+0.33	
	II1-MAILLET NATHAN	1:03.81	1998	FRA		+0.59	
	II1-CHEVALLIER MAELY	1:07.13	2004	FRA		+0.36	
1.	II1-DYER JARRED	1:10.43	2000	AUS	AUSTRALIA	---	4:48.56
	II1-THOMPSON KAEL	1:29.62	2007	AUS		+0.14	
	II1-STEWART BAILEY	1:03.45	2001	AUS		+0.19	
	II1-LUCY JADE	1:05.06	1997	AUS		+0.29	
1.	II1-LABRADOR FERNANDEZ JAVIER	1:08.83	2001	ESP	SPAIN	---	4:50.21
	II1-CORONADO TEJEDA EVA	1:27.77	1999	ESP		+0.20	
	II1-LONGARON CARRERAS	1:00.49	2001	ESP		+0.23	
	ADRIAN	1:13.12	2001	ESP		+0.51	
1.	II1-SEREZ SUAREZ LAURA	1:25.17	2006	KOR	REPUBLIC OF KOREA	---	4:54.11
	II1-KIM HYEONSEUNG	1:17.55	1999	KOR		+0.53	
	II1-KO JUNHO	1:03.04	2002	KOR		+0.66	
	II1-LEE DAEUN	1:08.35	2000	KOR		+0.41	

Results

[FFN quotation]

Final A : 4x100 Medley II2 Mixt

[Friday, 09/06/2023]

1.	II2-DUTAY RAFAEL	1:35.49	1991	FRA	FRANCE	---	6:02.66
	II2-GRAFTIAUX MARIE	1:48.19	1995	FRA		+0.54	
	II2-BELIG AXEL	1:15.03	1994	FRA		+0.45	
	II2-RENOU CLÉO	1:23.95	2001	FRA		+0.48	
1.	II2-MARTINEZ DE LA RIVA CAMINO	1:42.88	1994	ESP	SPAIN	---	6:08.63
	II2-GRACIA NUÑEZ GUILLERMO	1:36.04	2004	ESP		+0.31	
	II2-HERNANDEZ ORTIZ CARLOS	1:20.64	1990	ESP		+0.64	
1.	II2-AGUDO ORTEGA VILLAZAN IRIS	1:29.07	1994	ESP		+0.10	6:17.21
	II2-LUNA JORGE	1:40.52	1994	MEX	MEXICO	---	
	II2-MARTINEZ STEVEN	1:49.05	1996	MEX		+0.47	
	II2-CAMACHO DUNIA	1:23.07	1993	MEX		+0.18	
1.	II2-HOLMES MARK	1:24.57	1988	MEX		+0.08	6:33.66
	II2-THOMPSON HELEN	1:36.76	1983	GBR	GREAT BRITAIN	---	
	II2-LACEY ZAC	2:00.24	2003	GBR		+0.69	
	II2-MC CRINDLE CERY S	1:23.71	2000	GBR		+0.72	
1.	II2-SIEBIER ELBIETA	1:32.95	2002	GBR		+0.40	7:13.04
	II2-DZICIO ZOFIA	1:54.46	2004	POL	POLAND	---	
	II2-MATUSIEWICZ BARTOSZ	2:01.23	2004	POL		+0.37	
	II2-MUSZYSKI JAKUB	1:47.72	1998	POL		+0.44	
---	II2-JURRIES JOSEPH	1:29.63	2003	POL		+0.59	DSQ 3
	II2-BERGQUIST LAUREN	1:24.25	2002	USA	UNITED STATES OF AMERICA		
	II2-DE OLIVEIRA GUSTAVO	2:03.99	1999	USA			
---	II2-SCHERDER MAGGIE		2007	USA			DSQ 1
	II1-STEPHENSON ELLEN		2002	USA			
	II2-ROBERTS WILLIAM		2004	GBR	GREAT BRITAIN		
	II2-RUDD-JONES JEMIMA		1999	GBR			
			1996	GBR			

Results

[FFN quotation]

Final A : 4x100 Medley II3 Mixt

[Friday, 09/06/2023]

1.	II3-DABIC BEL	1:20.49	2007	AUS	AUSTRALIA	---	4:42.65
	II3-CREGAN GABRIEL	1:13.83	2007	AUS		+0.61	
	II3-HEJAIJ ALEXANDER	1:01.57	2002	AUS		+0.69	
	II3-MOORE AMELIA	1:06.76	2007	AUS		+0.47	
1.	II3-TATOLI MATTÉO	1:10.89	2003	FRA	FRANCE	---	4:43.33
	II3-PARISOT AXEL	1:10.91	2000	FRA		+0.58	
	II3-DREAN MAËLLYS	1:17.02	2005	FRA		+0.60	
	II3-ETRINGER MANON	1:04.51	2008	FRA		+0.48	

Partial results

[FFN quotation]

Final A - II1 : 100 Backstroke Men

[Friday, 09/06/2023]

1.	II1-HILLHOUSE ALEXANDER	2004	DEN	DENMARK	+0.68	1:00.92	1080 pts
50 m :	29.55 (29.55)	100 m :	1:00.92 (31.37)	[1:00.92]			
2.	II1-LEE INKOOK	1995	KOR	REPUBLIC OF KOREA	+0.74	1:01.81	1055 pts
50 m :	29.29 (29.29)	100 m :	1:01.81 (32.52)	[1:01.81]			
3.	II1-HUI KA CHUN	2001	HKG	HONG KONG	+0.70	1:04.51	983 pts
50 m :	30.25 (30.25)	100 m :	1:04.51 (34.26)	[1:04.51]			
4.	II1-PARMENTIER AYMERIC	1993	BEL	BELGIUM	+0.61	1:04.96	971 pts
50 m :	30.66 (30.66)	100 m :	1:04.96 (34.30)	[1:04.96]			
5.	II1-NAKAJIMA KEICHI	1998	JPN	JAPAN	+0.76	1:05.31	962 pts
50 m :	30.78 (30.78)	100 m :	1:05.31 (34.53)	[1:05.31]			
6.	II1-OLIVEIRA MARTINS BRANCO	2001	BRA	BRAZIL	+0.60	1:07.63	902 pts
50 m :	31.85 (31.85)	100 m :	1:07.63 (35.78)	[1:07.63]			
7.	II1-LEIB RICHARD	2004	EST	ESTONIA	+0.70	1:09.12	865 pts
50 m :	33.85 (33.85)	100 m :	1:09.12 (35.27)	[1:09.12]			
8.	II1-BANDEIRA GABRIEL	1999	BRA	BRAZIL	+0.61	1:09.56	854 pts
50 m :	30.38 (30.38)	100 m :	1:09.56 (39.18)	[1:09.56]			

Partial results

[FFN quotation]

Final A - II1 : 100 Backstroke Women

[Friday, 09/06/2023]

1.	II1-SOARES DE OLIVEIRA	2000	BRA	BRAZIL	+0.66	1:12.10	974 pts
50 m :	ANA KAROLINA	100 m :	1:12.10	(36.77)	[1:12.10]		
2.	II1-MAURIN ESPIAU ASSYA	2006	FRA	FRANCE	+0.63	1:12.31	969 pts
50 m :	35.05 (35.05)	100 m :	1:12.31	(37.26)	[1:12.31]		
3.	II1-CHAN YUI LAM	2003	HKG	HONG KONG	+0.60	1:12.41	967 pts
50 m :	34.65 (34.65)	100 m :	1:12.41	(37.76)	[1:12.41]		
4.	II1-LINDBERG PERNILLA	1994	SWE	SWEDEN	+0.81	1:15.65	888 pts
50 m :	36.49 (36.49)	100 m :	1:15.65	(39.16)	[1:15.65]		
5.	II1-FUKUI KASUMI	1999	JPN	JAPAN	+0.76	1:16.28	873 pts
50 m :	36.36 (36.36)	100 m :	1:16.28	(39.92)	[1:16.28]		
6.	II1-DAVIS AIRLIE	2006	AUS	AUSTRALIA	+0.81	1:17.41	846 pts
50 m :	36.95 (36.95)	100 m :	1:17.41	(40.46)	[1:17.41]		
7.	II1-CHEUNG HO YING	2003	HKG	HONG KONG	+0.66	1:19.58	796 pts
50 m :	38.09 (38.09)	100 m :	1:19.58	(41.49)	[1:19.58]		
7.	II1-THOMPSON KAEL	2007	AUS	AUSTRALIA	+0.70	1:19.58	796 pts
50 m :	37.41 (37.41)	100 m :	1:19.58	(42.17)	[1:19.58]		

Partial results

[FFN quotation]

Final A - II1 : 200 Breaststroke Men

[Friday, 09/06/2023]

1.	II1-BRUTOS DE OLIVEIRA JOAO-PEDRO	2004	BRA	BRAZIL	+0.73	2:30.16	1042 pts		
50 m :	33.02 (33.02)	100 m :	1:11.54 (38.52)	[1:11.54]	150 m :	---	200 m :	2:30.16 (1:18.62)	[1:18.62]
2.	II1-CHEN JIE-CHENG	2000	TPE	CHINESE TAIPEI	+0.81	2:45.13	862 pts		
50 m :	36.44 (36.44)	100 m :	1:17.32 (40.88)	[1:17.32]	150 m :	---	200 m :	2:45.13 (1:27.81)	[1:27.81]
3.	II1-SANTANA HERNÁNDEZ ADRIAN	1995	ESP	SPAIN	+0.77	2:56.10	741 pts		
50 m :	MANUEL 36.38	100 m :	1:19.81 (43.43)	[1:19.81]	150 m :	---	200 m :	2:56.10 (1:36.29)	[1:36.29]
4.	II1-SABOUR AYMAN	2001	EGY	EGYPT	+0.76	3:10.49	597 pts		
50 m :	40.08 (40.08)	100 m :	1:28.95 (48.87)	[1:28.95]	150 m :	---	200 m :	3:10.49 (1:41.54)	[1:41.54]
5.	II1-ARAPOGLOU DIMITRIOS	2004	GRE	GREECE	+0.79	3:13.42	569 pts		
50 m :	43.04 (43.04)	100 m :	1:32.74 (49.70)	[1:32.74]	150 m :	---	200 m :	3:13.42 (1:40.68)	[1:40.68]
6.	II1-GUZMAN JOSE ANGEL	2005	MEX	MEXICO	+0.87	3:14.25	561 pts		
50 m :	42.28 (42.28)	100 m :	1:31.49 (49.21)	[1:31.49]	150 m :	---	200 m :	3:14.25 (1:42.76)	[1:42.76]
7.	II1-SCHUMACHER JAKOB	2006	AUT	AUSTRIA (ÖBSV)	---	3:18.94	519 pts		
50 m :	42.53 (42.53)	100 m :	1:32.59 (50.06)	[1:32.59]	150 m :	---	200 m :	3:18.94 (1:46.35)	[1:46.35]
---	II1-RAMIREZ GONZALEZ JOSE MIGUEL	2003	COL	COLOMBIA			DSQ		

Partial results

[FFN quotation]

Final A - II1 : 200 Breaststroke Women

[Friday, 09/06/2023]

1.	II1-BORGES CARNEIRO BEATRIZ	1998	BRA	BRAZIL	+0.74	2:46.86	1054 pts
50 m :	36.31 (36.31)	100 m :	1:17.97 (41.66)	[1:17.97]	150 m :	---	200 m : 2:46.86 (1:28.89) [1:28.89]
2.	II1-FALK JANINA	2003	AUT	AUSTRIA (ÖBSV)	+0.85	2:56.93	942 pts
50 m :	38.61 (38.61)	100 m :	1:23.18 (44.57)	[1:23.18]	150 m :	---	200 m : 2:56.93 (1:33.75) [1:33.75]
3.	II1-MARCHI GIORGIA	2001	ITA	ITALY	+0.74	3:02.58	882 pts
50 m :	40.08 (40.08)	100 m :	1:25.59 (45.51)	[1:25.59]	150 m :	---	200 m : 3:02.58 (1:36.99) [1:36.99]
4.	II1-WATANABE REMI	1993	JPN	JAPAN	+0.86	3:04.69	860 pts
50 m :	41.64 (41.64)	100 m :	1:28.02 (46.38)	[1:28.02]	150 m :	---	200 m : 3:04.69 (1:36.67) [1:36.67]
5.	II1-TUNG YI-AN	1999	TPE	CHINESE TAIPEI	+0.74	3:07.78	829 pts
50 m :	42.41 (42.41)	100 m :	1:29.57 (47.16)	[1:29.57]	150 m :	---	200 m : 3:07.78 (1:38.21) [1:38.21]
6.	II1-LAU CHIU YEE	2008	HKG	HONG KONG	+0.76	3:13.75	770 pts
50 m :	44.43 (44.43)	100 m :	1:33.44 (49.01)	[1:33.44]	150 m :	---	200 m : 3:13.75 (1:40.31) [1:40.31]
7.	II1-AçKGÖZ SEÇİL	2001	TUR	TİRKIYE	+0.81	3:31.29	609 pts
50 m :	46.07 (46.07)	100 m :	1:39.54 (53.47)	[1:39.54]	150 m :	---	200 m : 3:31.29 (1:51.75) [1:51.75]
8.	II1-SENTUNA DENİZ EVİN	2003	TUR	TİRKIYE	+0.97	3:54.36	425 pts
50 m :	50.16 (50.16)	100 m :	1:51.09 (1:00.93)	[1:51.09]	150 m :	---	200 m : 3:54.36 (2:03.27) [2:03.27]

Partial results

[FFN quotation]

Final A - I12 : 100 Backstroke Men

[Friday, 09/06/2023]

1.	I12-AIMORÉ CAIQUE	1992	BRA	BRAZIL	+0.81	1:19.78	621 pts
50 m :	38.04 (38.04)	100 m :	1:19.78 (41.74)	[1:19.78]			
2.	I12-JURRIES JOSEPH	2002	USA	UNITED STATES OF AMERICA	+0.78	1:23.01	555 pts
50 m :	40.71 (40.71)	100 m :	1:23.01 (42.30)	[1:23.01]			
3.	I12-PINNERUP NIS HEIDE	1991	DEN	DENMARK	+0.74	1:26.37	491 pts
50 m :	41.50 (41.50)	100 m :	1:26.37 (44.87)	[1:26.37]			
4.	I12-SERRANO CORREOSO LUIS	1988	ESP	SPAIN	+0.91	1:27.95	462 pts
50 m :	43.00 (43.00)	100 m :	1:27.95 (44.95)	[1:27.95]			
5.	I12-RONCATO GIAMMARIA	1995	ITA	ITALY	---	1:29.60	432 pts
50 m :	42.48 (42.48)	100 m :	1:29.60 (47.12)	[1:29.60]			
6.	I12-DUTAY RAFAEL	1991	FRA	FRANCE	+0.93	1:31.88	393 pts
50 m :	46.14 (46.14)	100 m :	1:31.88 (45.74)	[1:31.88]			
7.	I12-TÖTT ERIC	1992	EST	ESTONIA	+0.84	1:31.96	392 pts
50 m :	42.96 (42.96)	100 m :	1:31.96 (49.00)	[1:31.96]			
8.	I12-DOOLAN BRADLEY	1994	AUS	AUSTRALIA	+0.97	1:35.62	333 pts
50 m :	45.39 (45.39)	100 m :	1:35.62 (50.23)	[1:35.62]			

Partial results

[FFN quotation]

Final A - I12 : 100 Backstroke Women

[Friday, 09/06/2023]

1.	I12-SCHERDER MAGGIE	2002	USA	UNITED STATES OF AMERICA	+0.73	1:36.56	459 pts
50 m :	46.78 (46.78)	100 m :	1:36.56 (49.78)	[1:36.56]			
2.	I12-MARTINEZ DE LA RIVA CAMINO	1994	ESP	SPAIN	+0.99	1:36.84	454 pts
50 m :	47.70 (47.70)	100 m :	1:36.84 (49.14)	[1:36.84]			
3.	I12-ESCAMILLA MARIANA	1994	MEX	MEXICO	+0.92	1:38.46	427 pts
50 m :	48.34 (48.34)	100 m :	1:38.46 (50.12)	[1:38.46]			
4.	I12-CHIAPPA SABRINA	2000	ITA	ITALY	---	1:40.41	395 pts
50 m :	48.86 (48.86)	100 m :	1:40.41 (51.55)	[1:40.41]			
5.	I12-ALVARADO MELISSA	1998	MEX	MEXICO	+0.95	1:44.31	335 pts
50 m :	50.98 (50.98)	100 m :	1:44.31 (53.33)	[1:44.31]			
6.	I12-ANDRE DELPHINE	1998	FRA	FRANCE	---	1:48.73	274 pts
50 m :	54.07 (54.07)	100 m :	1:48.73 (54.66)	[1:48.73]			
7.	I12-PINJUH MARIJA	1996	CRO	CROATIA	+0.77	1:49.87	259 pts
50 m :	52.00 (52.00)	100 m :	1:49.87 (57.87)	[1:49.87]			
8.	I12-COFFEY KATRINA	1985	AUS	AUSTRALIA	+0.84	1:56.40	181 pts
50 m :	56.29 (56.29)	100 m :	1:56.40 (1:00.11)	[1:56.40]			

Partial results

[FFN quotation]

Final A - I12 : 200 Breaststroke Men

[Friday, 09/06/2023]

1.	I12-VAZ JOÃO	1992	POR	PORTUGAL	+0.87	3:19.32	516 pts		
50 m :	44.42 (44.42)	100 m :	1:34.58 (50.16)	[1:34.58]	150 m :	2:27.55 (52.97)	200 m :	3:19.32 (51.77)	[1:44.74]
2.	I12-ZAFFARONI PAOLO	1996	ITA	ITALY	+0.76	3:23.13	483 pts		
50 m :	45.02 (45.02)	100 m :	1:37.02 (52.00)	[1:37.02]	150 m :	2:30.85 (53.83)	200 m :	3:23.13 (52.28)	[1:46.11]
3.	I12-MC GRANE RYAN	1992	AUS	AUSTRALIA	---	3:28.81	435 pts		
50 m :	48.31 (48.31)	100 m :	1:41.85 (53.54)	[1:41.85]	150 m :	2:36.57 (54.72)	200 m :	3:28.81 (52.24)	[1:46.96]
4.	I12-OLMO SEDEÑO ANTONIO	1998	ESP	SPAIN	+0.84	3:28.92	434 pts		
50 m :	46.53 (46.53)	100 m :	1:39.99 (53.46)	[1:39.99]	150 m :	2:35.40 (55.41)	200 m :	3:28.92 (53.52)	[1:48.93]
5.	I12-HERNANDEZ ORTIZ CARLOS	1990	ESP	SPAIN	+0.87	3:30.01	425 pts		
50 m :	45.96 (45.96)	100 m :	1:38.38 (52.42)	[1:38.38]	150 m :	2:34.05 (55.67)	200 m :	3:30.01 (55.96)	[1:51.63]
6.	I12-LEPINE AMAURY	1998	FRA	FRANCE	+0.84	3:31.81	411 pts		
50 m :	47.93 (47.93)	100 m :	1:42.19 (54.26)	[1:42.19]	150 m :	2:37.13 (54.94)	200 m :	3:31.81 (54.68)	[1:49.62]
7.	I12-LOIK KASPAR-PAUL	2001	EST	ESTONIA	---	3:45.76	308 pts		
50 m :	50.36 (50.36)	100 m :	1:46.99 (56.63)	[1:46.99]	150 m :	2:47.75 (1:00.76)	200 m :	3:45.76 (58.01)	[1:58.77]
8.	I12-WILKINS CHARLES	1999	AUS	AUSTRALIA	+0.97	3:55.82	244 pts		
50 m :	53.58 (53.58)	100 m :	1:53.90 (1:00.32)	[1:53.90]	150 m :	2:54.98 (1:01.08)	200 m :	3:55.82 (1:00.84)	[2:01.92]

Partial results

[FFN quotation]

Final A - I12 : 200 Breaststroke Women

[Friday, 09/06/2023]

1.	I12-KOBAYASHI MICHIKO	2001	JPN	JAPAN	+0.95	3:41.82	521 pts		
50 m :	48.45 (48.45)	100 m :	1:43.92 (55.47)	[1:43.92]	150 m :	---	200 m :	3:41.82 (1:57.90)	[1:57.90]
2.	I12-CHIAPPA SABRINA	2000	ITA	ITALY	+0.93	3:47.13	479 pts		
50 m :	51.73 (51.73)	100 m :	1:48.73 (57.00)	[1:48.73]	150 m :	---	200 m :	3:47.13 (1:58.40)	[1:58.40]
3.	I12-RATTUR KEIRA	2005	EST	ESTONIA	---	3:54.82	422 pts		
50 m :	52.51 (52.51)	100 m :	1:53.52 (1:01.01)	[1:53.52]	150 m :	---	200 m :	3:54.82 (2:01.30)	[2:01.30]
4.	I12-GRAFTIAUX MARIE	1995	FRA	FRANCE	+0.88	3:56.22	412 pts		
50 m :	51.46 (51.46)	100 m :	1:50.95 (59.49)	[1:50.95]	150 m :	---	200 m :	3:56.22 (2:05.27)	[2:05.27]
5.	I12-RAPICANO CARLA	1995	FRA	FRANCE	+0.85	4:09.67	322 pts		
50 m :	57.96 (57.96)	100 m :	2:01.28 (1:03.32)	[2:01.28]	150 m :	---	200 m :	4:09.67 (2:08.39)	[2:08.39]
6.	I12-ALLEN LIZZIE	2004	GBR	GREAT BRITAIN	+0.89	4:11.16	313 pts		
50 m :	57.78 (57.78)	100 m :	2:02.12 (1:04.34)	[2:02.12]	150 m :	---	200 m :	4:11.16 (2:09.04)	[2:09.04]
7.	I12-ANTUNES KELLY	1981	BRA	BRAZIL	---	4:15.39	287 pts		
50 m :	57.35 (57.35)	100 m :	2:02.14 (1:04.79)	[2:02.14]	150 m :	---	200 m :	4:15.39 (2:13.25)	[2:13.25]
---	I12-KOSTOMLATSká ANNA	1997	CZE	CZECH REPUBLIC			DSQ		

Results

[FFN quotation]

Final A - I13 : 100 Backstroke Men

[Friday, 09/06/2023]

1.	I13-TATOLI MATTÉO	2003	FRA	FRANCE	+0.71	1:07.17	914 pts
50 m :	33.32 (33.32)	100 m :	1:07.17 (33.85)	[1:07.17]			
2.	I13-DANIELSEN MARIUS	2005	DEN	DENMARK	+0.68	1:08.40	883 pts
50 m :	33.53 (33.53)	100 m :	1:08.40 (34.87)	[1:08.40]			
3.	I13-CASARA FEDERICO	2002	ITA	ITALY	+0.84	1:15.51	714 pts
50 m :	36.60 (36.60)	100 m :	1:15.51 (38.91)	[1:15.51]			
4.	I13-HOWELLS ISAAC	2008	AUS	AUSTRALIA	+0.91	1:16.22	698 pts
50 m :	37.40 (37.40)	100 m :	1:16.22 (38.82)	[1:16.22]			
5.	I13-DUSTOW LANCE	2001	NZL	NEW ZEALAND	+0.96	1:18.01	659 pts
50 m :	37.50 (37.50)	100 m :	1:18.01 (40.51)	[1:18.01]			
6.	I13-MINNAI FEDERICO FRANCESCO	2005	ITA	ITALY	+0.77	1:20.90	598 pts
50 m :	39.39 (39.39)	100 m :	1:20.90 (41.51)	[1:20.90]			

Results

[FFN quotation]

Final A - I13 : 100 Backstroke Women

[Friday, 09/06/2023]

1.	I13-RASMUSSEN MARIA KJER	2007	DEN	DENMARK	+0.71	1:18.78	814 pts
50 m :	38.95 (38.95)	100 m :	1:18.78 (39.83)	[1:18.78]			
2.	I13-MOORE AMELIA	2007	AUS	AUSTRALIA	+0.81	1:19.85	790 pts
50 m :	39.14 (39.14)	100 m :	1:19.85 (40.71)	[1:19.85]			
3.	I13-DABIC BEL	2007	AUS	AUSTRALIA	+0.77	1:24.03	699 pts
50 m :	40.67 (40.67)	100 m :	1:24.03 (43.36)	[1:24.03]			
4.	I13-BUCK ZOIE	2006	USA	UNITED STATES OF AMERICA	+0.80	1:25.73	663 pts
50 m :	42.24 (42.24)	100 m :	1:25.73 (43.49)	[1:25.73]			
5.	I13-DAVADOTTIR SIGNA VAR	1998	FAR	FAROE ISLANDS	+0.86	1:29.23	593 pts
50 m :	44.43 (44.43)	100 m :	1:29.23 (44.80)	[1:29.23]			

Results

[FFN quotation]

Final A - I13 : 200 Breaststroke Men

[Friday, 09/06/2023]

1.	I13-CREGAN GABRIEL	2007	AUS	AUSTRALIA	+0.89	2:46.07	851 pts		
50 m :	37.80 (37.80)	100 m :	1:20.91 (43.11)	[1:20.91]	150 m :	2:04.10 (43.19)	200 m :	2:46.07 (41.97)	[1:25.16]
2.	I13-FALCHI MATTEO	1998	ITA	ITALY	+0.82	2:52.37	781 pts		
50 m :	39.03 (39.03)	100 m :	1:22.97 (43.94)	[1:22.97]	150 m :	2:07.55 (44.58)	200 m :	2:52.37 (44.82)	[1:29.40]
3.	I13-HOWELLS ISAAC	2008	AUS	AUSTRALIA	+0.82	3:09.61	605 pts		
50 m :	40.53 (40.53)	100 m :	1:27.14 (46.61)	[1:27.14]	150 m :	2:19.06 (51.92)	200 m :	3:09.61 (50.55)	[1:42.47]
4.	I13-AHMED OMAR	1998	EGY	EGYPT	---	3:26.96	450 pts		
50 m :	43.94 (43.94)	100 m :	1:32.05 (48.11)	[1:32.05]	150 m :	2:27.82 (55.77)	200 m :	3:26.96 (59.14)	[1:54.91]

Results

[FFN quotation]

Final A - I13 : 200 Breaststroke Women

[Friday, 09/06/2023]

1.	I13-RASMUSSEN MARIA KJER	2007	DEN	DENMARK	---	3:15.46	753 pts		
50 m :	43.94 (43.94)	100 m :	1:33.82 (49.88)	[1:33.82]	150 m :	2:24.64 (50.82)	200 m :	3:15.46 (50.82)	[1:41.64]

Results

[FFN quotation]

Final A II1 II2 : 4x100 Freestyle Women

[Friday, 09/06/2023]

1.	II1-ARIODANTE STEPHANIE	1:05.04	2000	BRA	BRAZIL	+0.68	4:13.51	1077 pts
	II1-BORGES CARNEIRO DEBORA	1:03.98	1998	BRA		+0.30		
	II1-BORGES CARNEIRO BEATRIZ	1:04.30	1998	BRA		+0.52		
	II1-SOARES DE OLIVEIRA ANA-...	1:00.19	2000	BRA		+0.28		
2.	II1-CHAN YUI LAM	1:03.41	2003	HKG	HONG KONG	+0.77	4:22.18	1012 pts
	II1-LAU CHIU YEE	1:07.02	2008	HKG		+0.62		
	II1-CHEUNG HO YING	1:06.10	2003	HKG		+0.48		
	II1-CHEONG SUI KEI	1:05.65	2002	HKG		+0.63		
3.	II1-INOUE MAMI	1:05.85	1999	JPN	JAPAN	+0.77	4:26.00	984 pts
	II1-ANDO AYUMI	1:06.59	2000	JPN		+0.45		
	II1-WATANABE REMI	1:08.11	1993	JPN		+0.43		
	II1-FUKUI KASUMI	1:05.45	1999	JPN		+0.54		
4.	II1-HINDS MADDISON	1:05.46	2005	AUS	AUSTRALIA	+0.78	4:36.59	908 pts
	II1-DAVIS AIRLIE	1:10.59	2006	AUS		+0.69		
	II1-BIESSE-FITTON INDIA	1:15.76	1999	AUS		+0.04		
	II1-THOMPSON KAEI	1:04.78	2007	AUS		+0.18		
5.	II2-GRAFTIAUX MARIE	1:31.17	1995	FRA	FRANCE	+0.83	6:19.65	330 pts
	II2-ANDRE DELPHINE	1:39.52	1998	FRA		+0.44		
	II2-RENOU CLÉO	1:24.15	2001	FRA		+0.00		
	II2-RAPICANO CARLA	1:44.81	1995	FRA		+0.16		
6.	II2-ALLEN LIZZIE	1:40.26	2004	GBR	GREAT BRITAIN	+0.89	6:31.02	284 pts
	II2-THOMPSON HELEN	1:31.27	2003	GBR		+0.57		
	II2-MARTIN KATHRYN	1:44.93	1998	GBR		+0.63		
	II2-MC CRINDLE CERYS	1:34.56	2002	GBR		+0.48		
---	II3-HOWELLS GABRIELLA		2003	AUS	AUSTRALIA		DSQ 1	
	II2-COFFEY KATRINA		1985	AUS				
	II3-DABIC BEL		2007	AUS				
	II3-MOORE AMELIA		2007	AUS				

Results

[FFN quotation]

Prelims : 100 Backstroke Men

[Friday, 09/06/2023]

1.	II1-HILLHOUSE ALEXANDER	2004	DEN	DENMARK	+0.76	1:02.41	1039 pts
50 m :	30.20 (30.20)	100 m :	1:02.41 (32.21)	[1:02.41]			
2.	II1-LEE INKOOK	1995	KOR	REPUBLIC OF KOREA	+0.71	1:02.58	1034 pts
50 m :	29.61 (29.61)	100 m :	1:02.58 (32.97)	[1:02.58]			
3.	II1-PARMENTIER AYMERIC	1993	BEL	BELGIUM	+0.70	1:04.89	973 pts
50 m :	31.38 (31.38)	100 m :	1:04.89 (33.51)	[1:04.89]			
4.	II1-HUI KA CHUN	2001	HKG	HONG KONG	+0.76	1:05.86	947 pts
50 m :	32.17 (32.17)	100 m :	1:05.86 (33.69)	[1:05.86]			
5.	II1-LEIB RICHARD	2004	EST	ESTONIA	+0.72	1:07.89	896 pts
50 m :	32.69 (32.69)	100 m :	1:07.89 (35.20)	[1:07.89]			
6.	II1-NAKAJIMA KEICHI	1998	JPN	JAPAN	+0.77	1:08.11	890 pts
50 m :	31.97 (31.97)	100 m :	1:08.11 (36.14)	[1:08.11]			
7.	II1-BANDEIRA GABRIEL	1999	BRA	BRAZIL	+0.67	1:08.31	885 pts
50 m :	33.20 (33.20)	100 m :	1:08.31 (35.11)	[1:08.31]			
8.	II1-OLIVEIRA MARTINS BRANCO	2001	BRA	BRAZIL	+0.59	1:08.43	882 pts
50 m :	32.40 (32.40)	100 m :	1:08.43 (36.03)	[1:08.43]			
9.	II1-CHEN JIE-CHENG	2000	TPE	CHINESE TAIPEI	+0.77	1:08.82	872 pts
50 m :	32.30 (32.30)	100 m :	1:08.82 (36.52)	[1:08.82]			
10.	II1-PALAZZO MISHA	2002	ITA	ITALY	+0.68	1:09.03	867 pts
50 m :	33.68 (33.68)	100 m :	1:09.03 (35.35)	[1:09.03]			
11.	II1-ALFORD JOSHUA	1995	AUS	AUSTRALIA	+0.81	1:09.15	864 pts
50 m :	34.33 (34.33)	100 m :	1:09.15 (34.82)	[1:09.15]			
12.	II3-DANIELSEN MARIUS	2005	DEN	DENMARK	+0.65	1:09.82	848 pts
50 m :	33.25 (33.25)	100 m :	1:09.82 (36.57)	[1:09.82]			
13.	II1-LEE JUUYOUNG	1997	KOR	REPUBLIC OF KOREA	+0.71	1:11.50	807 pts
50 m :	34.03 (34.03)	100 m :	1:11.50 (37.47)	[1:11.50]			
14.	II3-TATOLI MATTÉO	2003	FRA	FRANCE	+0.78	1:11.56	806 pts
50 m :	34.65 (34.65)	100 m :	1:11.56 (36.91)	[1:11.56]			
15.	II1-DYER JARRED	2000	AUS	AUSTRALIA	+0.92	1:12.09	793 pts
50 m :	34.18 (34.18)	100 m :	1:12.09 (37.91)	[1:12.09]			
16.	II1-BAUTISTA PRADOS JUAN	2000	ESP	SPAIN	+0.76	1:12.45	784 pts
50 m :	35.14 (35.14)	100 m :	1:12.45 (37.31)	[1:12.45]			
17.	II1-VALIENTE SERRANO MIGUEL ANGEL	1997	ESP	SPAIN	+0.65	1:13.23	766 pts
50 m :	34.45 (34.45)	100 m :	1:13.23 (38.78)	[1:13.23]			
18.	II1-ASLAN MERT	1998	TUR	TÜRKIYE	+0.90	1:14.37	740 pts
50 m :	36.18 (36.18)	100 m :	1:14.37 (38.19)	[1:14.37]			
19.	II1-PARRAGA DUEÑAS MIGUEL ANGEL	2002	ECU	ECUADOR	+0.86	1:14.97	726 pts
50 m :	36.41 (36.41)	100 m :	1:14.97 (38.56)	[1:14.97]			
20.	II3-CASARA FEDERICO	2002	ITA	ITALY	+0.90	1:15.42	716 pts
50 m :	36.97 (36.97)	100 m :	1:15.42 (38.45)	[1:15.42]			
21.	II1-SCHUMACHER JAKOB	2006	AUT	AUSTRIA (ÖBSV)	+0.86	1:16.88	684 pts
50 m :	38.22 (38.22)	100 m :	1:16.88 (38.66)	[1:16.88]			
22.	II1-SATO YUTO	1999	JPN	JAPAN	+0.69	1:17.08	679 pts
50 m :	35.76 (35.76)	100 m :	1:17.08 (41.32)	[1:17.08]			
23.	II1-PREMUS DANILO	2007	CRO	CROATIA	+0.66	1:18.07	658 pts
50 m :	37.09 (37.09)	100 m :	1:18.07 (40.98)	[1:18.07]			
24.	II1-VOULGARAKIS ATHANASIOS	2004	GRE	GREECE	+0.67	1:18.14	656 pts
50 m :	37.82 (37.82)	100 m :	1:18.14 (40.32)	[1:18.14]			
25.	II1-CHOI CHI HOU	2004	MAC	MACAU	+0.75	1:18.58	647 pts
50 m :	37.82 (37.82)	100 m :	1:18.58 (40.76)	[1:18.58]			
26.	II3-HOWELLS ISAAC	2008	AUS	AUSTRALIA	+0.93	1:18.67	645 pts
50 m :	38.42 (38.42)	100 m :	1:18.67 (40.25)	[1:18.67]			
27.	II3-MINNAI FEDERICO FRANCESCO	2005	ITA	ITALY	+0.65	1:19.34	630 pts
50 m :	38.35 (38.35)	100 m :	1:19.34 (40.99)	[1:19.34]			
28.	II3-DUSTOW LANCE	2001	NZL	NEW ZEALAND	+0.93	1:20.54	605 pts
50 m :	38.59 (38.59)	100 m :	1:20.54 (41.95)	[1:20.54]			
29.	II1-SATCHAROEN SARUN	2006	THA	THAILAND	+0.78	1:21.03	595 pts
50 m :	40.00 (40.00)	100 m :	1:21.03 (41.03)	[1:21.03]			
30.	II2-AIMORÉ CAIQUE	1992	BRA	BRAZIL	+0.98	1:21.71	581 pts
50 m :	39.60 (39.60)	100 m :	1:21.71 (42.11)	[1:21.71]			

Results

(Next) Prelims : 100 Backstroke Men

[Friday, 09/06/2023]

31.	II1-PATRÍCIO RODRIGO	2005	POR	PORTUGAL	+0.95	1:23.04	555 pts
50 m :	40.72 (40.72)	100 m :	1:23.04 (42.32)	[1:23.04]			
32.	II1-JOHANSEN FREDERIK	2002	DEN	DENMARK	+0.74	1:23.51	545 pts
50 m :	41.84 (41.84)	100 m :	1:23.51 (41.67)	[1:23.51]			
33.	II2-PINNERUP NIS HEIDE	1991	DEN	DENMARK	+0.76	1:28.06	460 pts
50 m :	42.98 (42.98)	100 m :	1:28.06 (45.08)	[1:28.06]			
34.	II2-RONCATO GIAMMARIA	1995	ITA	ITALY	---	1:28.85	446 pts
50 m :	42.84 (42.84)	100 m :	1:28.85 (46.01)	[1:28.85]			
35.	II2-SERRANO CORREOSO LUIS	1988	ESP	SPAIN	+0.89	1:29.59	432 pts
50 m :	43.31 (43.31)	100 m :	1:29.59 (46.28)	[1:29.59]			
36.	II2-DUTAY RAFAEL	1991	FRA	FRANCE	+0.89	1:30.54	416 pts
50 m :	45.26 (45.26)	100 m :	1:30.54 (45.28)	[1:30.54]			
37.	II2-TÖTT ERIC	1992	EST	ESTONIA	+0.66	1:32.65	381 pts
50 m :	44.19 (44.19)	100 m :	1:32.65 (48.46)	[1:32.65]			
38.	II2-DOOLAN BRADLEY	1994	AUS	AUSTRALIA	+0.89	1:33.19	372 pts
50 m :	46.82 (46.82)	100 m :	1:33.19 (46.37)	[1:33.19]			
39.	II2-JURRIES JOSEPH	2002	USA	UNITED STATES OF AMERICA	+0.82	1:33.90	360 pts
50 m :	43.99 (43.99)	100 m :	1:33.90 (49.91)	[1:33.90]			
40.	II2-BOOYSEN RUSSELL	1995	AUS	AUSTRALIA	+0.82	1:36.50	320 pts
50 m :	46.03 (46.03)	100 m :	1:36.50 (50.47)	[1:36.50]			
41.	II2-ALAAELDIN RIAD YOUSSEF	2002	EGY	EGYPT	+0.60	1:37.04	312 pts
50 m :	45.60 (45.60)	100 m :	1:37.04 (51.44)	[1:37.04]			
42.	II2-HOLMES MARK	1983	GBR	GREAT BRITAIN	+0.98	1:37.86	300 pts
50 m :	48.18 (48.18)	100 m :	1:37.86 (49.68)	[1:37.86]			
43.	II2-GARCIA ISAAC	2004	MEX	MEXICO	+0.61	1:39.42	278 pts
50 m :	46.88 (46.88)	100 m :	1:39.42 (52.54)	[1:39.42]			
44.	II2-WILKINS CHARLES	1999	AUS	AUSTRALIA	+0.71	1:41.17	254 pts
50 m :	49.14 (49.14)	100 m :	1:41.17 (52.03)	[1:41.17]			
45.	II2-ROBERTS WILLIAM	1999	GBR	GREAT BRITAIN	+0.65	1:41.51	249 pts
50 m :	49.62 (49.62)	100 m :	1:41.51 (51.89)	[1:41.51]			
46.	II2-MELO JOSE ENRIQUE	1989	MEX	MEXICO	+0.85	1:43.90	218 pts
50 m :	50.27 (50.27)	100 m :	1:43.90 (53.63)	[1:43.90]			
47.	II2-MATUSIEWICZ BARTOSZ	1998	POL	POLAND	+0.86	1:55.65	97 pts
50 m :	1:00.86 (1:00.86)	100 m :	1:55.65 (54.79)	[1:55.65]			
---	II2-MARTINEZ STEVEN	1993	MEX	MEXICO		DSQ	
---	II1-BOLIVAR GIL JOSE DE NAZARETH	2007	VEN	VENEZUELA		DNS dec	
---	II1-CHEN JIE-CHENG	2006	TPE	CHINESE TAIPEI		DEL	
---	II1-KHALILI NADER	2001	FIN	FINLAND		DNS dec	
---	II1-MACHADO RODRÍGUEZ URIEL	1999	VEN	VENEZUELA		DNS dec	
---	II1-PARMENTIER AYMERIC	1993	AUT	BELGIUM		DNS dec	
---	II1-YZARRA GONZÁLEZ OSWALD	1990	VEN	VENEZUELA		DNS dec	
---	II2-PICCINI FRANCESCO	1995	ITA	ITALY		DNS dec	
---	II3-THOMPSON JAKOB	2005	AUS	AUSTRALIA		DNS dec	

Results

[FFN quotation]

Prelims : 100 Backstroke Women

[Friday, 09/06/2023]

1.	II1-MAURIN ESPIAU ASSYA	2006	FRA	FRANCE	+0.66	1:13.61	937 pts
50 m :	35.73 (35.73)	100 m :	1:13.61 (37.88)	[1:13.61]			
2.	II1-SOARES DE OLIVEIRA	2000	BRA	BRAZIL	+0.67	1:14.01	927 pts
50 m :	35.81 (35.81)	100 m :	1:14.01 (38.12)	[1:14.01]			
3.	II1-CHAN YUI LAM	2003	HKG	HONG KONG	+0.68	1:14.52	915 pts
50 m :	35.66 (35.66)	100 m :	1:14.52 (38.86)	[1:14.52]			
4.	II1-FUKUI KASUMI	1999	JPN	JAPAN	+0.73	1:15.98	880 pts
50 m :	36.62 (36.62)	100 m :	1:15.98 (39.36)	[1:15.98]			
5.	II1-LINDBERG PERNILLA	1994	SWE	SWEDEN	+0.80	1:16.73	862 pts
50 m :	37.71 (37.71)	100 m :	1:16.73 (39.02)	[1:16.73]			
6.	II1-DAVIS AIRLIE	2006	AUS	AUSTRALIA	+0.72	1:17.26	850 pts
50 m :	36.84 (36.84)	100 m :	1:17.26 (40.42)	[1:17.26]			
7.	II1-CHEUNG HO YING	2003	HKG	HONG KONG	+0.58	1:18.12	830 pts
50 m :	38.15 (38.15)	100 m :	1:18.12 (39.97)	[1:18.12]			
8.	II1-THOMPSON KAELE	2007	AUS	AUSTRALIA	+0.79	1:18.90	812 pts
50 m :	37.18 (37.18)	100 m :	1:18.90 (41.72)	[1:18.90]			
9.	II1-ANDO AYUMI	2000	JPN	JAPAN	+0.76	1:19.28	803 pts
50 m :	38.73 (38.73)	100 m :	1:19.28 (40.55)	[1:19.28]			
10.	II1-SADOWSKI PIPER	2005	USA	UNITED STATES OF AMERICA	+0.89	1:22.75	726 pts
50 m :	41.00 (41.00)	100 m :	1:22.75 (41.75)	[1:22.75]			
11.	II3-MOORE AMELIA	2007	AUS	AUSTRALIA	+0.80	1:23.67	706 pts
50 m :	40.89 (40.89)	100 m :	1:23.67 (42.78)	[1:23.67]			
12.	II1-MARCHI GIORGIA	2001	ITA	ITALY	+0.66	1:23.80	704 pts
50 m :	41.37 (41.37)	100 m :	1:23.80 (42.43)	[1:23.80]			
13.	II3-RASMUSSEN MARIA KJER	2007	DEN	DENMARK	+0.68	1:24.12	697 pts
50 m :	40.70 (40.70)	100 m :	1:24.12 (43.42)	[1:24.12]			
14.	II3-BUCK ZOIE	2006	USA	UNITED STATES OF AMERICA	+0.93	1:24.46	690 pts
50 m :	41.92 (41.92)	100 m :	1:24.46 (42.54)	[1:24.46]			
15.	II1-CHEONG SUI KEI	2002	HKG	HONG KONG	+0.84	1:24.55	688 pts
50 m :	41.64 (41.64)	100 m :	1:24.55 (42.91)	[1:24.55]			
16.	II1-BIESSE-FITTON INDIA	1999	AUS	AUSTRALIA	+0.73	1:25.96	658 pts
50 m :	40.63 (40.63)	100 m :	1:25.96 (45.33)	[1:25.96]			
16.	II1-SHIN HYEWON	2006	KOR	REPUBLIC OF KOREA	+0.71	1:25.96	658 pts
50 m :	39.84 (39.84)	100 m :	1:25.96 (46.12)	[1:25.96]			
18.	II1-AçKGÖZ SEÇİL	2001	TUR	TİRKIYE	+0.77	1:28.96	598 pts
50 m :	42.38 (42.38)	100 m :	1:28.96 (46.58)	[1:28.96]			
18.	II1-KAMEL RAWAN	2004	EGY	EGYPT	+0.80	1:28.96	598 pts
50 m :	42.89 (42.89)	100 m :	1:28.96 (46.07)	[1:28.96]			
20.	II3-DAVADOTTIR SIGNA VAR	1998	FAR	FAROE ISLANDS	+0.86	1:30.71	564 pts
50 m :	45.32 (45.32)	100 m :	1:30.71 (45.39)	[1:30.71]			
21.	II3-DABIC BEL	2007	AUS	AUSTRALIA	+0.65	1:31.76	545 pts
50 m :	43.66 (43.66)	100 m :	1:31.76 (48.10)	[1:31.76]			
22.	II1-GUNNARSDOTTIR EMELIA YR	2005	ISL	ICELAND	+0.78	1:33.71	509 pts
50 m :	44.34 (44.34)	100 m :	1:33.71 (49.37)	[1:33.71]			
23.	II1-SENTUNA DENİZ EVİN	2003	TUR	TİRKIYE	+0.92	1:34.16	501 pts
50 m :	43.37 (43.37)	100 m :	1:34.16 (50.79)	[1:34.16]			
24.	II1-STEPHENSON ELLEN	2004	GBR	GREAT BRITAIN	+0.79	1:35.27	481 pts
50 m :	46.56 (46.56)	100 m :	1:35.27 (48.71)	[1:35.27]			
25.	II2-SCHERDER MAGGIE	2002	USA	UNITED STATES OF AMERICA	---	1:38.78	421 pts
50 m :	47.65 (47.65)	100 m :	1:38.78 (51.13)	[1:38.78]			
26.	II2-ESCAMILLA MARIANA	1994	MEX	MEXICO	+0.80	1:39.06	417 pts
50 m :	48.36 (48.36)	100 m :	1:39.06 (50.70)	[1:39.06]			
27.	II2-CHIAPPA SABRINA	2000	ITA	ITALY	---	1:41.12	384 pts
50 m :	48.88 (48.88)	100 m :	1:41.12 (52.24)	[1:41.12]			
28.	II2-MARTINEZ DE LA RIVA CAMINO	1994	ESP	SPAIN	+0.99	1:42.56	361 pts
50 m :	49.91 (49.91)	100 m :	1:42.56 (52.65)	[1:42.56]			
29.	II2-ALVARADO MELISSA	1998	MEX	MEXICO	+0.93	1:47.07	296 pts
50 m :	51.21 (51.21)	100 m :	1:47.07 (55.86)	[1:47.07]			
30.	II2-ANDRE DELPHINE	1998	FRA	FRANCE	+0.93	1:48.76	273 pts
50 m :	54.50 (54.50)	100 m :	1:48.76 (54.26)	[1:48.76]			

Results

(Next) Prelims : 100 Backstroke Women

[Friday, 09/06/2023]

31.	II2-PINJUH MARIJA	1996	CRO	CROATIA	+0.83	1:49.26	267 pts
50 m :	52.65 (52.65)	100 m :	1:49.26 (56.61)	[1:49.26]			
32.	II2-COFFEY KATRINA	1985	AUS	AUSTRALIA	+0.85	1:52.22	229 pts
50 m :	56.27 (56.27)	100 m :	1:52.22 (55.95)	[1:52.22]			
33.	II2-MARTIN KATHRYN	1998	GBR	GREAT BRITAIN	+0.96	1:52.67	224 pts
50 m :	55.16 (55.16)	100 m :	1:52.67 (57.51)	[1:52.67]			
34.	II2-CORTES MURCIA YEIMY CAROLINA	1997	COL	COLOMBIA	---	1:53.52	214 pts
50 m :	56.54 (56.54)	100 m :	1:53.52 (56.98)	[1:53.52]			
35.	II2-MARKIDI FAIDRA	1999	GRE	GREECE	+0.77	1:56.28	183 pts
50 m :	56.79 (56.79)	100 m :	1:56.28 (59.49)	[1:56.28]			
36.	II1-NAGY TESSA	2000	USA	UNITED STATES OF AMERICA	+0.83	1:56.41	181 pts
50 m :	55.04 (55.04)	100 m :	1:56.41 (1:01.37)	[1:56.41]			
37.	II2-DONOGHUE MELISSA	1987	NZL	NEW ZEALAND	+0.79	1:56.95	175 pts
50 m :	57.75 (57.75)	100 m :	1:56.95 (59.20)	[1:56.95]			
38.	II2-HASSANE YASMINE	2003	EGY	EGYPT	+0.83	1:57.94	165 pts
50 m :	57.12 (57.12)	100 m :	1:57.94 (1:00.82)	[1:57.94]			
39.	II2-SIEBIER ELBIETA	2004	POL	POLAND	-0.30	1:59.47	150 pts
50 m :	56.53 (56.53)	100 m :	1:59.47 (1:02.94)	[1:59.47]			
40.	II2-RAINER KATHARINA	2003	AUT	AUSTRIA (ÖBSV)	---	2:12.12	51 pts
50 m :	1:04.56 (1:04.56)	100 m :	2:12.12 (1:07.56)	[2:12.12]			
---	II1-MORAES BARRETO VIVIANA	1982	VEN	VENEZUELA		DNS dec	
---	II1-SU AN-YEN	1999	TPE	CHINESE TAIPEI		DEL	

Results

[FFN quotation]

Prelims : 200 Breaststroke Men

[Friday, 09/06/2023]

1.	I11-BRUTOS DE OLIVEIRA JOAO-PEDRO	2004	BRA	BRAZIL	+0.74	2:47.05	840 pts		
50 m :	36.52 (36.52)	100 m :	1:19.15 (42.63)	[1:19.15]	150 m :	2:02.99 (43.84)	200 m :	2:47.05 (44.06)	[1:27.90]
2.	I11-CHEN JIE-CHENG	2000	TPE	CHINESE TAIPEI	+0.77	2:47.66	833 pts		
50 m :	37.47 (37.47)	100 m :	1:20.24 (42.77)	[1:20.24]	150 m :	2:03.81 (43.57)	200 m :	2:47.66 (43.85)	[1:27.42]
3.	I13-CREGAN GABRIEL	2007	AUS	AUSTRALIA	+0.91	2:53.47	769 pts		
50 m :	39.87 (39.87)	100 m :	1:25.04 (45.17)	[1:25.04]	150 m :	2:09.63 (44.59)	200 m :	2:53.47 (43.84)	[1:28.43]
4.	I11-SANTANA HERNÁNDEZ ADRIAN MANUEL	1995	ESP	SPAIN	+0.83	3:00.05	700 pts		
50 m :	43.75 (37.75)	100 m :	1:22.48 (44.73)	[1:22.48]	150 m :	2:11.19 (48.71)	200 m :	3:00.05 (48.86)	[1:37.57]
5.	I13-FALCHI MATTEO	1998	ITA	ITALY	+0.76	3:00.94	691 pts		
50 m :	41.64 (41.64)	100 m :	1:26.94 (45.30)	[1:26.94]	150 m :	2:14.23 (47.29)	200 m :	3:00.94 (46.71)	[1:34.00]
6.	I11-SABOUR AYMAN	2001	EGY	EGYPT	+0.76	3:05.52	645 pts		
50 m :	39.46 (39.46)	100 m :	1:24.97 (45.51)	[1:24.97]	150 m :	2:15.19 (50.22)	200 m :	3:05.52 (50.33)	[1:40.55]
7.	I13-HOWELLS ISAAC	2008	AUS	AUSTRALIA	+0.86	3:07.74	623 pts		
50 m :	42.19 (42.19)	100 m :	1:31.81 (49.62)	[1:31.81]	150 m :	2:20.63 (48.82)	200 m :	3:07.74 (47.11)	[1:35.93]
8.	I11-ARAPOGLOU DIMITRIOS	2004	GRE	GREECE	+0.78	3:11.74	585 pts		
50 m :	43.05 (43.05)	100 m :	1:34.07 (51.02)	[1:34.07]	150 m :	2:22.63 (48.56)	200 m :	3:11.74 (49.11)	[1:37.67]
9.	I11-SCHUMACHER JAKOB	2006	AUT	AUSTRIA (ÖBSV)	+0.89	3:14.50	559 pts		
50 m :	40.29 (40.29)	100 m :	1:30.45 (50.16)	[1:30.45]	150 m :	2:23.25 (52.80)	200 m :	3:14.50 (51.25)	[1:44.05]
10.	I11-GUZMAN JOSE ANGEL	2005	MEX	MEXICO	+0.87	3:17.01	536 pts		
50 m :	42.61 (42.61)	100 m :	1:32.94 (50.33)	[1:32.94]	150 m :	2:24.61 (51.67)	200 m :	3:17.01 (52.40)	[1:44.07]
11.	I11-RAMIREZ GONZALEZ JOSE MIGUEL	2003	COL	COLOMBIA	+0.93	3:18.37	524 pts		
50 m :	42.97 (42.97)	100 m :	1:33.82 (50.85)	[1:33.82]	150 m :	2:26.73 (52.91)	200 m :	3:18.37 (51.64)	[1:44.55]
12.	I12-ZAFFARONI PAOLO	1996	ITA	ITALY	+0.71	3:25.25	465 pts		
50 m :	45.89 (45.89)	100 m :	1:37.38 (51.49)	[1:37.38]	150 m :	2:31.83 (54.45)	200 m :	3:25.25 (53.42)	[1:47.87]
13.	I12-MC GRANE RYAN	1992	AUS	AUSTRALIA	---	3:26.04	458 pts		
50 m :	47.60 (47.60)	100 m :	1:39.17 (51.57)	[1:39.17]	150 m :	2:33.02 (53.85)	200 m :	3:26.04 (53.02)	[1:46.87]
14.	I13-AHMED OMAR	1998	EGY	EGYPT	---	3:26.55	454 pts		
50 m :	42.22 (42.22)	100 m :	1:33.86 (51.64)	[1:33.86]	150 m :	2:28.55 (54.69)	200 m :	3:26.55 (58.00)	[1:52.69]
15.	I12-VAZ JOÃO	1992	POR	PORTUGAL	+0.92	3:27.08	449 pts		
50 m :	45.58 (45.58)	100 m :	1:37.76 (52.18)	[1:37.76]	150 m :	2:32.64 (54.88)	200 m :	3:27.08 (54.44)	[1:49.32]
16.	I12-HERNANDEZ ORTIZ CARLOS	1990	ESP	SPAIN	+0.90	3:31.95	410 pts		
50 m :	46.85 (46.85)	100 m :	1:40.09 (53.24)	[1:40.09]	150 m :	2:36.04 (55.95)	200 m :	3:31.95 (55.91)	[1:51.86]
17.	I11-RYBA KLAUS	1978	AUT	AUSTRIA (ÖBSV)	+0.86	3:33.48	398 pts		
50 m :	46.18 (46.18)	100 m :	1:41.88 (55.70)	[1:41.88]	150 m :	2:39.45 (57.57)	200 m :	3:33.48 (54.03)	[1:51.60]
18.	I12-OLMO SEDEÑO ANTONIO	1998	ESP	SPAIN	+0.88	3:33.94	395 pts		
50 m :	47.01 (47.01)	100 m :	1:41.22 (54.21)	[1:41.22]	150 m :	2:38.52 (57.30)	200 m :	3:33.94 (55.42)	[1:52.72]
19.	I12-LEPINE AMAURY	1998	FRA	FRANCE	+0.78	3:39.33	354 pts		
50 m :	48.20 (48.20)	100 m :	1:44.29 (56.09)	[1:44.29]	150 m :	2:41.57 (57.28)	200 m :	3:39.33 (57.76)	[1:55.04]
20.	I12-WILKINS CHARLES	1999	AUS	AUSTRALIA	+0.92	3:43.65	323 pts		
50 m :	52.38 (52.38)	100 m :	1:49.27 (56.89)	[1:49.27]	150 m :	2:46.78 (57.51)	200 m :	3:43.65 (56.87)	[1:54.38]
21.	I12-LOIK KASPAR-PAUL	2001	EST	ESTONIA	---	3:50.98	274 pts		
50 m :	52.39 (52.39)	100 m :	1:49.75 (57.36)	[1:49.75]	150 m :	2:51.39 (1:01.64)	200 m :	3:50.98 (59.59)	[2:01.23]
22.	I12-MATOS DIOGO	1999	POR	PORTUGAL	+0.90	3:57.88	231 pts		
50 m :	49.04 (49.04)	100 m :	1:48.94 (59.90)	[1:48.94]	150 m :	2:52.80 (1:03.86)	200 m :	3:57.88 (1:05.08)	[2:08.94]
23.	I12-OSMAN MOAMEN	1992	EGY	EGYPT	+0.95	3:58.19	229 pts		
50 m :	51.34 (51.34)	100 m :	1:52.79 (1:01.45)	[1:52.79]	150 m :	2:56.03 (1:03.24)	200 m :	3:58.19 (1:02.16)	[2:05.40]
24.	I12-MUSZYSKI JAKUB	2003	POL	POLAND	+0.77	4:09.55	167 pts		
50 m :	52.96 (52.96)	100 m :	1:56.14 (1:03.18)	[1:56.14]	150 m :	3:04.21 (1:08.07)	200 m :	4:09.55 (1:05.34)	[2:13.41]
---	I11-CHEN JIE-CHENG	2006	TPE	CHINESE TAIPEI			DEL		
---	I12-PAIS HARDI	1996	EST	ESTONIA			DNS dec		

Results

[FFN quotation]

Prelims : 200 Breaststroke Women

[Friday, 09/06/2023]

1.	II1-BORGES CARNEIRO BEATRIZ	1998	BRA	BRAZIL	+0.79	2:53.60	978 pts	
50 m :	38.02 (38.02)	100 m :	1:21.48 (43.46)	[1:21.48]	150 m :	2:07.47 (45.99)	200 m :	2:53.60 (46.13) [1:32.12]
2.	II1-FALK JANINA	2003	AUT	AUSTRIA (ÖBSV)	+0.88	3:01.56	893 pts	
50 m :	39.73 (39.73)	100 m :	1:25.06 (45.33)	[1:25.06]	150 m :	2:13.67 (48.61)	200 m :	3:01.56 (47.89) [1:36.50]
3.	II1-MARCHI GIORGIA	2001	ITA	ITALY	+0.74	3:05.09	856 pts	
50 m :	40.37 (40.37)	100 m :	1:26.89 (46.52)	[1:26.89]	150 m :	2:16.58 (49.69)	200 m :	3:05.09 (48.51) [1:38.20]
4.	II1-WATANABE REMI	1993	JPN	JAPAN	+0.80	3:07.19	835 pts	
50 m :	42.74 (42.74)	100 m :	1:29.84 (47.10)	[1:29.84]	150 m :	2:19.09 (49.25)	200 m :	3:07.19 (48.10) [1:37.35]
5.	II1-TUNG YI-AN	1999	TPE	CHINESE TAIPEI	+0.71	3:14.65	761 pts	
50 m :	44.05 (44.05)	100 m :	1:33.17 (49.12)	[1:33.17]	150 m :	2:24.91 (51.74)	200 m :	3:14.65 (49.74) [1:41.48]
6.	II3-RASMUSSEN MARIA KJER	2007	DEN	DENMARK	+0.75	3:16.39	744 pts	
50 m :	44.84 (44.84)	100 m :	1:33.99 (49.15)	[1:33.99]	150 m :	2:25.44 (51.45)	200 m :	3:16.39 (50.95) [1:42.40]
7.	II1-LAU CHIU YEE	2008	HKG	HONG KONG	+0.77	3:22.32	689 pts	
50 m :	45.78 (45.78)	100 m :	1:36.85 (51.07)	[1:36.85]	150 m :	2:30.09 (53.24)	200 m :	3:22.32 (52.23) [1:45.47]
8.	II2-KOBAYASHI MICHIKO	2001	JPN	JAPAN	+0.94	3:50.62	453 pts	
50 m :	49.10 (49.10)	100 m :	1:46.05 (56.95)	[1:46.05]	150 m :	2:48.42 (1:02.37)	200 m :	3:50.62 (1:02.20) [2:04.57]
9.	II2-GRAFTIAUX MARIE	1995	FRA	FRANCE	+0.87	3:53.32	433 pts	
50 m :	52.83 (52.83)	100 m :	1:51.22 (58.39)	[1:51.22]	150 m :	2:53.29 (1:02.07)	200 m :	3:53.32 (1:00.03) [2:02.10]
10.	II1-SENTUNA DENIZ EVIN	2003	TUR	TİRKIYE	+0.83	3:56.80	408 pts	
50 m :	51.18 (51.18)	100 m :	1:51.98 (1:00.80)	[1:51.98]	150 m :	2:55.87 (1:03.89)	200 m :	3:56.80 (1:00.93) [2:04.82]
11.	II1-AÇKGÖZ SEÇİL	2001	TUR	TİRKIYE	+0.85	3:57.77	401 pts	
50 m :	53.18 (53.18)	100 m :	1:55.37 (1:02.19)	[1:55.37]	150 m :	2:57.87 (1:02.50)	200 m :	3:57.77 (59.90) [2:02.40]
12.	II2-CHIAPPA SABRINA	2000	ITA	ITALY	+0.99	3:58.00	399 pts	
50 m :	52.21 (52.21)	100 m :	1:51.68 (59.47)	[1:51.68]	150 m :	2:54.62 (1:02.94)	200 m :	3:58.00 (1:03.38) [2:06.32]
13.	II1-SAYER RYLEE	2008	NZL	NEW ZEALAND	+0.87	3:58.78	394 pts	
50 m :	53.66 (53.66)	100 m :	1:54.52 (1:00.86)	[1:54.52]	150 m :	2:55.85 (1:01.33)	200 m :	3:58.78 (1:02.93) [2:04.26]
14.	II2-RATTUR KEIRA	2005	EST	ESTONIA	---	4:02.03	372 pts	
50 m :	53.30 (53.30)	100 m :	1:54.56 (1:01.26)	[1:54.56]	150 m :	2:58.62 (1:04.06)	200 m :	4:02.03 (1:03.41) [2:07.47]
15.	II2-RAPICANO CARLA	1995	FRA	FRANCE	+0.86	4:09.07	326 pts	
50 m :	56.39 (56.39)	100 m :	1:59.93 (1:03.54)	[1:59.93]	150 m :	3:03.41 (1:03.48)	200 m :	4:09.07 (1:05.66) [2:09.14]
16.	II3-WATSON GENEVIEVE	2002	NZL	NEW ZEALAND	+0.94	4:13.47	298 pts	
50 m :	57.27 (57.27)	100 m :	2:01.67 (1:04.40)	[2:01.67]	150 m :	3:09.78 (1:08.11)	200 m :	4:13.47 (1:03.69) [2:11.80]
17.	II2-KOSTOMLATSKA ANNA	1997	CZE	CZECH REPUBLIC	+0.97	4:14.73	291 pts	
50 m :	56.86 (56.86)	100 m :	2:02.42 (1:05.56)	[2:02.42]	150 m :	3:09.29 (1:06.87)	200 m :	4:14.73 (1:05.44) [2:12.31]
18.	II2-ALLEN LIZZIE	2004	GBR	GREAT BRITAIN	+0.91	4:15.00	289 pts	
50 m :	57.15 (57.15)	100 m :	2:03.80 (1:06.65)	[2:03.80]	150 m :	3:10.15 (1:06.35)	200 m :	4:15.00 (1:04.85) [2:11.20]
19.	II2-ANTUNES KELLY	1981	BRA	BRAZIL	+0.74	4:17.90	272 pts	
50 m :	58.14 (58.14)	100 m :	2:04.41 (1:06.27)	[2:04.41]	150 m :	3:11.88 (1:07.47)	200 m :	4:17.90 (1:06.02) [2:13.49]
20.	II1-NAGY TESSA	2000	USA	UNITED STATES OF AMERICA	+0.89	4:22.14	248 pts	
50 m :	58.69 (58.69)	100 m :	2:06.07 (1:07.38)	[2:06.07]	150 m :	3:15.59 (1:09.52)	200 m :	4:22.14 (1:06.55) [2:16.07]
21.	II2-MARTINEZ AGUSTIN MARTA	1987	ESP	SPAIN	---	4:22.58	246 pts	
50 m :	54.00 (54.00)	100 m :	2:01.37 (1:07.37)	[2:01.37]	150 m :	3:12.00 (1:10.63)	200 m :	4:22.58 (1:10.58) [2:12.21]
22.	II2-RUDD-JONES JEMIMA	1996	GBR	GREAT BRITAIN	+0.89	4:28.88	212 pts	
50 m :	1:03.20 (1:03.20)	100 m :	2:13.17 (1:09.97)	[2:13.17]	150 m :	3:20.87 (1:07.70)	200 m :	4:28.88 (1:08.01) [2:15.71]
23.	II2-MIJOLOVIC LUCIJA	1994	CRO	CROATIA	+0.96	4:39.40	162 pts	
50 m :	1:03.06 (1:03.06)	100 m :	2:14.05 (1:10.99)	[2:14.05]	150 m :	3:27.62 (1:13.57)	200 m :	4:39.40 (1:11.78) [2:25.35]
24.	II2-BERGQUIST LAUREN	1999	USA	UNITED STATES OF AMERICA	---	4:41.53	153 pts	
50 m :	59.08 (59.08)	100 m :	2:10.15 (1:11.07)	[2:10.15]	150 m :	3:25.84 (1:15.69)	200 m :	4:41.53 (1:15.69) [2:31.38]
---	II1-BORGES CARNEIRO DEBORA	1998	BRA	BRAZIL		DSQ		
---	II1-MORAES BARRETO VIVIANA	1982	VEN	VENEZUELA		DNS	dec	

Results

[FFN quotation]

Prelims : 400 Freestyle Men

[Friday, 09/06/2023]

1.	I13-PARISOT AXEL	2000	FRA	FRANCE	+0.78	4:20.71	1032 pts
50 m :	30.06 (30.06)	100 m :	1:02.64 (32.58) [1:02.64]	150 m :	1:35.91 (33.27)	200 m :	2:09.78 (33.87) [1:07.14]
250 m :	2:43.31 (33.53)	300 m :	3:17.06 (33.75) [1:07.28]	350 m :	3:50.38 (33.32)	400 m :	4:20.71 (30.33) [1:03.65]
2.	I11-WONG HON YIN	2001	HKG	HONG KONG	+0.78	4:21.19	1028 pts
50 m :	29.17 (29.17)	100 m :	1:00.76 (31.59) [1:00.76]	150 m :	1:34.33 (33.57)	200 m :	2:07.71 (33.38) [1:06.95]
250 m :	2:42.02 (34.31)	300 m :	3:15.92 (33.90) [1:08.21]	350 m :	3:50.09 (34.17)	400 m :	4:21.19 (31.10) [1:05.27]
3.	I11-SEKI KEVIN	1999	JPN	JAPAN	+0.73	4:25.60	994 pts
50 m :	29.49 (29.49)	100 m :	1:01.97 (32.48) [1:01.97]	150 m :	1:35.77 (33.80)	200 m :	2:09.87 (34.10) [1:07.90]
250 m :	2:43.55 (33.68)	300 m :	3:17.71 (34.16) [1:07.84]	350 m :	3:52.63 (34.92)	400 m :	4:25.60 (32.97) [1:07.89]
4.	I11-ALFORD JOSHUA	1995	AUS	AUSTRALIA	+0.83	4:26.17	989 pts
50 m :	29.71 (29.71)	100 m :	1:02.15 (32.44) [1:02.15]	150 m :	1:35.40 (33.25)	200 m :	2:09.32 (33.92) [1:07.17]
250 m :	2:43.71 (34.39)	300 m :	3:18.47 (34.76) [1:09.15]	350 m :	3:52.61 (34.14)	400 m :	4:26.17 (33.56) [1:07.70]
5.	I11-CASALI KEVIN	1993	ITA	ITALY	+0.85	4:26.57	986 pts
50 m :	31.43 (31.43)	100 m :	1:04.45 (33.02) [1:04.45]	150 m :	1:38.41 (33.96)	200 m :	2:11.89 (33.48) [1:07.44]
250 m :	2:46.13 (34.24)	300 m :	3:20.05 (33.92) [1:08.16]	350 m :	3:54.27 (34.22)	400 m :	4:26.57 (32.30) [1:06.52]
6.	I11-YAMANAKA YUKI	1997	JPN	JAPAN	+0.96	4:26.73	985 pts
50 m :	30.50 (30.50)	100 m :	1:04.53 (34.03) [1:04.53]	150 m :	1:38.00 (33.47)	200 m :	2:13.36 (35.36) [1:08.83]
250 m :	2:47.90 (34.54)	300 m :	3:22.93 (35.03) [1:09.57]	350 m :	3:55.93 (33.00)	400 m :	4:26.73 (30.80) [1:03.80]
7.	I11-UEMURA HARUHI	2005	JPN	JAPAN	+0.65	4:28.56	971 pts
50 m :	30.15 (30.15)	100 m :	1:03.35 (33.20) [1:03.35]	150 m :	1:37.69 (34.34)	200 m :	2:12.49 (34.80) [1:09.14]
250 m :	2:47.80 (35.31)	300 m :	3:23.09 (35.29) [1:10.60]	350 m :	3:56.11 (33.02)	400 m :	4:28.56 (32.45) [1:05.47]
8.	I11-LABRADOR FERNANDEZ JAVIER	2001	ESP	SPAIN	+0.81	4:32.46	941 pts
50 m :	30.33 (30.33)	100 m :	1:04.28 (33.95) [1:04.28]	150 m :	1:40.19 (35.91)	200 m :	2:14.50 (34.31) [1:10.22]
250 m :	2:49.90 (35.40)	300 m :	3:25.01 (35.11) [1:10.51]	350 m :	3:59.69 (34.68)	400 m :	4:32.46 (32.77) [1:07.45]
9.	I11-SHIH MIN-HSUAN	1997	TPE	CHINESE TAIPEI	+0.78	4:33.69	931 pts
50 m :	29.95 (29.95)	100 m :	1:04.23 (34.28) [1:04.23]	150 m :	1:40.35 (36.12)	200 m :	2:15.88 (35.53) [1:11.65]
250 m :	2:51.23 (35.35)	300 m :	3:26.82 (35.59) [1:10.94]	350 m :	4:01.57 (34.75)	400 m :	4:33.69 (32.12) [1:06.87]
10.	I11-STEWART BAILEY	2001	AUS	AUSTRALIA	+0.76	4:34.70	924 pts
50 m :	30.55 (30.55)	100 m :	1:04.81 (34.26) [1:04.81]	150 m :	1:39.32 (34.51)	200 m :	2:14.64 (35.32) [1:09.83]
250 m :	2:50.01 (35.37)	300 m :	3:25.46 (35.45) [1:10.82]	350 m :	4:00.71 (35.25)	400 m :	4:34.70 (33.99) [1:09.24]
11.	I11-CASTELL FERRERES SERGI	2000	ESP	SPAIN	+0.84	4:37.82	900 pts
50 m :	31.30 (31.30)	100 m :	1:05.88 (34.58) [1:05.88]	150 m :	1:41.78 (35.90)	200 m :	2:17.55 (35.77) [1:11.67]
250 m :	2:53.70 (36.15)	300 m :	3:29.24 (35.54) [1:11.69]	350 m :	4:03.93 (34.69)	400 m :	4:37.82 (33.89) [1:08.58]
12.	I11-MOLINA MEDINA NICOLAS	1997	COL	COLOMBIA	+0.71	4:38.27	897 pts
50 m :	29.02 (29.02)	100 m :	1:02.81 (33.79) [1:02.81]	150 m :	1:38.26 (35.45)	200 m :	2:14.90 (36.64) [1:12.09]
250 m :	2:51.02 (36.12)	300 m :	3:28.21 (37.19) [1:13.31]	350 m :	4:03.45 (35.24)	400 m :	4:38.27 (34.82) [1:10.06]
13.	I13-FALCHI MATTEO	1998	ITA	ITALY	+0.78	4:39.14	891 pts
50 m :	30.06 (30.06)	100 m :	1:04.15 (34.09) [1:04.15]	150 m :	1:39.68 (35.53)	200 m :	2:15.85 (36.17) [1:11.70]
250 m :	2:51.84 (35.99)	300 m :	3:27.78 (35.94) [1:11.93]	350 m :	4:04.57 (36.79)	400 m :	4:39.14 (34.57) [1:11.36]
14.	I13-HEJAIJ ALEXANDER	2002	AUS	AUSTRALIA	+0.73	4:40.39	881 pts
50 m :	30.69 (30.69)	100 m :	1:04.24 (33.55) [1:04.24]	150 m :	1:40.32 (36.08)	200 m :	2:16.70 (36.38) [1:12.46]
250 m :	2:52.42 (35.72)	300 m :	3:27.81 (35.39) [1:11.11]	350 m :	4:03.37 (35.56)	400 m :	4:40.39 (37.02) [1:12.58]
15.	I13-ABOUGOUDA MOHAMED	2004	EGY	EGYPT	+0.73	4:45.49	844 pts
50 m :	30.66 (30.66)	100 m :	1:04.73 (34.07) [1:04.73]	150 m :	1:41.02 (36.29)	200 m :	2:17.67 (36.65) [1:12.94]
250 m :	2:55.72 (38.05)	300 m :	3:33.70 (37.98) [1:16.03]	350 m :	4:10.60 (36.90)	400 m :	4:45.49 (34.89) [1:11.79]
16.	I13-CASARA FEDERICO	2002	ITA	ITALY	+0.82	4:46.41	838 pts
50 m :	31.54 (31.54)	100 m :	1:06.39 (34.85) [1:06.39]	150 m :	1:43.35 (36.96)	200 m :	2:20.44 (37.09) [1:14.05]
250 m :	2:57.23 (36.79)	300 m :	3:34.11 (36.88) [1:13.67]	350 m :	4:11.54 (37.43)	400 m :	4:46.41 (34.87) [1:12.30]
17.	I11-CALTRAN VILA REAL FELIPE	1997	BRA	BRAZIL	+0.75	4:47.63	829 pts
50 m :	32.05 (32.05)	100 m :	1:07.41 (35.36) [1:07.41]	150 m :	1:43.55 (36.14)	200 m :	2:20.39 (36.84) [1:12.98]
250 m :	2:57.05 (36.66)	300 m :	3:35.24 (38.19) [1:14.85]	350 m :	4:12.18 (36.94)	400 m :	4:47.63 (35.45) [1:12.39]
18.	I11-PAREDES MARCO LUIS FRANCISCO	1993	ESP	SPAIN	+0.82	4:48.71	821 pts
50 m :	32.71 (32.71)	100 m :	1:08.82 (36.11) [1:08.82]	150 m :	1:45.25 (36.43)	200 m :	2:21.94 (36.69) [1:13.12]
250 m :	2:59.65 (37.71)	300 m :	3:36.57 (36.92) [1:14.63]	350 m :	4:13.50 (36.93)	400 m :	4:48.71 (35.21) [1:12.14]
19.	I13-KRISTMANSSON SNAEVAR ORN	2006	ISL	ICELAND	+0.88	4:48.92	820 pts
50 m :	32.16 (32.16)	100 m :	1:08.73 (36.57) [1:08.73]	150 m :	1:46.61 (37.88)	200 m :	2:24.60 (37.99) [1:15.87]
250 m :	3:01.03 (36.43)	300 m :	3:38.03 (37.00) [1:13.43]	350 m :	4:14.03 (36.00)	400 m :	4:48.92 (34.89) [1:10.89]
20.	I11-DUARTE SAMUEL	2004	POR	PORTUGAL	+0.74	4:51.94	798 pts
50 m :	31.10 (31.10)	100 m :	1:05.74 (34.64) [1:05.74]	150 m :	1:42.65 (36.91)	200 m :	2:20.33 (37.68) [1:14.59]
250 m :	2:59.08 (38.75)	300 m :	3:37.28 (38.20) [1:16.95]	350 m :	4:16.22 (38.94)	400 m :	4:51.94 (35.72) [1:14.66]

Results

(Next) Prelims : 400 Freestyle Men

[Friday, 09/06/2023]

21.	II1-ASLAN MERT	1998	TUR	TÜRKIYE	+0.97	4:52.96	791 pts		
50 m :	31.18 (31.18)	100 m :	1:06.60 (35.42)	[1:06.60]	150 m :	1:42.70 (36.10)	200 m :	2:20.12 (37.42)	[1:13.52]
250 m :	2:58.07 (37.95)	300 m :	3:36.57 (38.50)	[1:16.45]	350 m :	4:15.13 (38.56)	400 m :	4:52.96 (37.83)	[1:16.39]
22.	II3-VIVAS GUERRERO NICOLAS	2004	COL	COLOMBIA	+0.68	4:53.34	789 pts		
50 m :	31.49 (31.49)	100 m :	1:06.04 (34.55)	[1:06.04]	150 m :	1:43.09 (37.05)	200 m :	2:21.53 (38.44)	[1:15.49]
250 m :	2:59.84 (38.31)	300 m :	3:37.83 (37.99)	[1:16.30]	350 m :	4:16.29 (38.46)	400 m :	4:53.34 (37.05)	[1:15.51]
23.	II1-BUGLER JACK	2002	NZL	NEW ZEALAND	+0.84	4:59.47	747 pts		
50 m :	32.94 (32.94)	100 m :	1:08.77 (35.83)	[1:08.77]	150 m :	1:45.81 (37.04)	200 m :	2:23.63 (37.82)	[1:14.86]
250 m :	3:01.91 (38.28)	300 m :	3:40.45 (38.54)	[1:16.82]	350 m :	4:20.08 (39.63)	400 m :	4:59.47 (39.39)	[1:19.02]
24.	II1-SABOUR AYMAN	2001	EGY	EGYPT	+0.74	4:59.72	745 pts		
50 m :	31.55 (31.55)	100 m :	1:08.41 (36.86)	[1:08.41]	150 m :	1:46.32 (37.91)	200 m :	2:24.53 (38.21)	[1:16.12]
250 m :	3:03.78 (39.25)	300 m :	3:43.58 (39.80)	[1:19.05]	350 m :	4:22.73 (39.15)	400 m :	4:59.72 (36.99)	[1:16.14]
25.	II1-GUZMAN JOSE ANGEL	2005	MEX	MEXICO	+0.87	5:06.81	698 pts		
50 m :	35.03 (35.03)	100 m :	1:13.88 (38.85)	[1:13.88]	150 m :	1:52.50 (38.62)	200 m :	2:30.54 (38.04)	[1:16.66]
250 m :	3:10.68 (40.14)	300 m :	3:50.28 (39.60)	[1:19.74]	350 m :	4:29.95 (39.67)	400 m :	5:06.81 (36.86)	[1:16.53]
26.	II1-CHASMPIS SEFERIS	2009	GRE	GREECE	+0.96	5:07.52	693 pts		
50 m :	34.40 (34.40)	100 m :	1:12.43 (38.03)	[1:12.43]	150 m :	1:52.56 (40.13)	200 m :	2:31.84 (39.28)	[1:19.41]
250 m :	3:10.80 (38.96)	300 m :	3:52.29 (41.49)	[1:20.45]	350 m :	4:30.49 (38.20)	400 m :	5:07.52 (37.03)	[1:15.23]
27.	II1-CHOI CHI HOU	2004	MAC	MACAU	+0.47	5:08.40	687 pts		
50 m :	34.06 (34.06)	100 m :	1:12.44 (38.38)	[1:12.44]	150 m :	1:52.01 (39.57)	200 m :	2:32.26 (40.25)	[1:19.82]
250 m :	3:12.45 (40.19)	300 m :	3:52.98 (40.53)	[1:20.72]	350 m :	4:32.32 (39.34)	400 m :	5:08.40 (36.08)	[1:15.42]
28.	II1-JOHANSEN FREDERIK	2002	DEN	DENMARK	+0.90	5:09.99	677 pts		
50 m :	35.82 (35.82)	100 m :	1:14.17 (38.35)	[1:14.17]	150 m :	1:52.70 (38.53)	200 m :	2:32.25 (39.55)	[1:18.08]
250 m :	3:13.04 (40.79)	300 m :	3:52.91 (39.87)	[1:20.66]	350 m :	4:32.99 (40.08)	400 m :	5:09.99 (37.00)	[1:17.08]
29.	II3-PICHON TATE	1997	NZL	NEW ZEALAND	---	5:18.43	624 pts		
50 m :	34.85 (34.85)	100 m :	1:13.74 (38.89)	[1:13.74]	150 m :	1:55.13 (41.39)	200 m :	2:35.99 (40.86)	[1:22.25]
250 m :	3:18.60 (42.61)	300 m :	3:59.28 (40.68)	[1:23.29]	350 m :	4:41.36 (42.08)	400 m :	5:18.43 (37.07)	[1:19.15]
30.	II3-HOWELLS ISAAC	2008	AUS	AUSTRALIA	+0.85	5:18.56	623 pts		
50 m :	35.57 (35.57)	100 m :	1:16.43 (40.86)	[1:16.43]	150 m :	1:59.07 (42.64)	200 m :	2:40.38 (41.31)	[1:23.95]
250 m :	3:20.48 (40.10)	300 m :	4:02.60 (42.12)	[1:22.22]	350 m :	4:42.13 (39.53)	400 m :	5:18.56 (36.43)	[1:15.96]
31.	II3-DUSTOW LANCE	2001	NZL	NEW ZEALAND	+0.97	5:25.63	580 pts		
50 m :	35.70 (35.70)	100 m :	1:16.46 (40.76)	[1:16.46]	150 m :	1:56.18 (39.72)	200 m :	2:36.99 (40.81)	[1:20.53]
250 m :	3:18.46 (41.47)	300 m :	4:00.95 (42.49)	[1:23.96]	350 m :	4:44.33 (43.38)	400 m :	5:25.63 (41.30)	[1:24.68]
32.	II1-RAMIREZ GONZALEZ JOSE MIGUEL	2003	COL	COLOMBIA	+0.89	5:26.17	577 pts		
50 m :	35.63 (35.63)	100 m :	1:16.45 (40.82)	[1:16.45]	150 m :	1:57.63 (41.18)	200 m :	2:39.76 (42.13)	[1:23.31]
250 m :	3:21.08 (41.32)	300 m :	4:02.66 (41.58)	[1:22.90]	350 m :	4:43.71 (41.05)	400 m :	5:26.17 (42.46)	[1:23.51]
33.	II1-HUSSEIN AHMED	2001	EGY	EGYPT	+0.81	5:26.37	576 pts		
50 m :	31.31 (31.31)	100 m :	1:10.04 (38.73)	[1:10.04]	150 m :	1:50.45 (40.41)	200 m :	2:34.13 (43.68)	[1:24.09]
250 m :	3:17.83 (43.70)	300 m :	4:01.22 (43.39)	[1:27.09]	350 m :	4:44.98 (43.76)	400 m :	5:26.37 (41.39)	[1:25.15]
34.	II3-WONDAFEREW DANIEL	2001	USA	UNITED STATES OF AMERICA	+0.73	5:27.49	569 pts		
50 m :	34.60 (34.60)	100 m :	1:14.20 (39.60)	[1:14.20]	150 m :	1:56.92 (42.72)	200 m :	2:41.13 (44.21)	[1:26.93]
250 m :	3:25.45 (44.32)	300 m :	4:08.46 (43.01)	[1:27.33]	350 m :	4:50.20 (41.74)	400 m :	5:27.49 (37.29)	[1:19.03]
35.	II3-HOLUB JAN	2000	CZE	CZECH REPUBLIC	+0.92	5:30.50	551 pts		
50 m :	35.86 (35.86)	100 m :	1:16.03 (40.17)	[1:16.03]	150 m :	1:57.73 (41.70)	200 m :	2:40.42 (42.69)	[1:24.39]
250 m :	3:22.35 (41.93)	300 m :	4:06.22 (43.87)	[1:25.80]	350 m :	4:48.91 (42.69)	400 m :	5:30.50 (41.59)	[1:24.28]
36.	II1-SOU CHI NGAI	1997	MAC	MACAU	+0.98	5:30.59	551 pts		
50 m :	35.37 (35.37)	100 m :	1:15.88 (40.51)	[1:15.88]	150 m :	1:59.16 (43.28)	200 m :	2:41.83 (42.67)	[1:25.95]
250 m :	3:25.90 (44.07)	300 m :	4:09.41 (43.51)	[1:27.58]	350 m :	4:52.38 (42.97)	400 m :	5:30.59 (38.21)	[1:21.18]
37.	II2-GRACIA NUÑEZ GUILLERMO	2004	ESP	SPAIN	+0.70	5:36.15	519 pts		
50 m :	35.62 (35.62)	100 m :	1:15.60 (39.98)	[1:15.60]	150 m :	1:58.40 (42.80)	200 m :	2:42.24 (43.84)	[1:26.64]
250 m :	3:27.23 (44.99)	300 m :	4:10.64 (43.41)	[1:28.40]	350 m :	4:54.14 (43.50)	400 m :	5:36.15 (42.01)	[1:25.51]
38.	II2-PINNERUP NIS HEIDE	1991	DEN	DENMARK	+0.72	5:54.28	422 pts		
50 m :	36.92 (36.92)	100 m :	1:19.71 (42.79)	[1:19.71]	150 m :	2:05.56 (45.85)	200 m :	2:51.70 (46.14)	[1:31.99]
250 m :	3:37.88 (46.18)	300 m :	4:24.44 (46.56)	[1:32.74]	350 m :	5:08.96 (44.52)	400 m :	5:54.28 (45.32)	[1:29.84]
39.	II2-ALMEIDA ANDRÉ	2000	POR	PORTUGAL	+0.87	5:57.50	405 pts		
50 m :	37.40 (37.40)	100 m :	1:19.80 (42.40)	[1:19.80]	150 m :	2:04.76 (44.96)	200 m :	2:49.99 (45.23)	[1:30.19]
250 m :	3:35.87 (45.88)	300 m :	4:22.28 (46.41)	[1:32.29]	350 m :	5:10.74 (48.46)	400 m :	5:57.50 (46.76)	[1:35.22]
40.	II2-MATILLA CÉDRIC	1995	FRA	FRANCE	---	6:01.16	387 pts		
50 m :	36.08 (36.08)	100 m :	1:18.39 (42.31)	[1:18.39]	150 m :	2:04.11 (45.72)	200 m :	2:53.21 (49.10)	[1:34.82]
250 m :	3:40.74 (47.53)	300 m :	4:29.41 (48.67)	[1:36.20]	350 m :	5:17.13 (47.72)	400 m :	6:01.16 (44.03)	[1:31.75]
41.	II2-PICININI FRANCESCO	1995	ITA	ITALY	+0.83	6:09.84	346 pts		
50 m :	37.90 (37.90)	100 m :	1:23.05 (45.15)	[1:23.05]	150 m :	2:11.23 (48.18)	200 m :	2:59.09 (47.86)	[1:36.04]
250 m :	3:48.09 (49.00)	300 m :	4:36.26 (48.17)	[1:37.17]	350 m :	5:24.51 (48.25)	400 m :	6:09.84 (45.33)	[1:33.58]

Results

(Next) Prelims : 400 Freestyle Men

[Friday, 09/06/2023]

42.	I12-FLORES GIOVANNI	1992	MEX	MEXICO	+0.94	6:10.90	341 pts		
50 m :	38.50 (38.50)	100 m :	1:24.66 (46.16)	[1:24.66]	150 m :	2:12.13 (47.47)	200 m :	3:00.76 (48.63)	[1:36.10]
250 m :	3:46.48 (45.72)	300 m :	4:35.94 (49.46)	[1:35.18]	350 m :	5:23.40 (47.46)	400 m :	6:10.90 (47.50)	[1:34.96]
43.	I12-MC GRANE RYAN	1992	AUS	AUSTRALIA	---	6:11.79	337 pts		
50 m :	42.58 (42.58)	100 m :	1:27.88 (45.30)	[1:27.88]	150 m :	2:15.62 (47.74)	200 m :	3:04.01 (48.39)	[1:36.13]
250 m :	3:52.39 (48.38)	300 m :	4:40.44 (48.05)	[1:36.43]	350 m :	5:27.10 (46.66)	400 m :	6:11.79 (44.69)	[1:31.35]
44.	I13-WONG CHI KIN	2006	MAC	MACAU	+0.78	6:42.33	213 pts		
50 m :	35.90 (35.90)	100 m :	1:20.17 (44.27)	[1:20.17]	150 m :	2:11.52 (51.35)	200 m :	3:05.03 (53.51)	[1:44.86]
250 m :	4:00.00 (54.97)	300 m :	4:56.00 (56.00)	[1:50.97]	350 m :	5:50.97 (54.97)	400 m :	6:42.33 (51.36)	[1:46.33]
45.	I13-ALPAMYS AMIR	2004	KAZ	KAZAKHSTAN	---	6:51.72	180 pts		
50 m :	40.18 (40.18)	100 m :	1:30.26 (50.08)	[1:30.26]	150 m :	2:24.20 (53.94)	200 m :	3:16.06 (51.86)	[1:45.80]
250 m :	4:13.37 (57.31)	300 m :	5:05.73 (52.36)	[1:49.67]	350 m :	6:03.03 (57.30)	400 m :	6:51.72 (48.69)	[1:45.99]
46.	I12-DE OLIVEIRA GUSTAVO	2007	USA	UNITED STATES OF AMERICA	+0.83	7:11.51	120 pts		
50 m :	38.88 (38.88)	100 m :	1:29.48 (50.60)	[1:29.48]	150 m :	2:23.45 (53.97)	200 m :	3:20.81 (57.36)	[1:51.33]
250 m :	4:17.90 (57.09)	300 m :	5:16.86 (58.96)	[1:56.05]	350 m :	6:14.62 (57.76)	400 m :	7:11.51 (56.89)	[1:54.65]
47.	I12-MATUSIEWICZ BARTOSZ	1998	POL	POLAND	---	7:20.22	98 pts		
50 m :	46.39 (46.39)	100 m :	1:40.77 (54.38)	[1:40.77]	150 m :	2:36.46 (55.69)	200 m :	3:33.62 (57.16)	[1:52.85]
250 m :	4:29.99 (56.37)	300 m :	5:27.19 (57.20)	[1:53.57]	350 m :	6:23.80 (56.61)	400 m :	7:20.22 (56.42)	[1:53.03]
48.	I12-GROMADA SZYMON	2003	POL	POLAND	+0.84	7:30.78	74 pts		
50 m :	42.33 (42.33)	100 m :	1:35.45 (53.12)	[1:35.45]	150 m :	2:32.63 (57.18)	200 m :	3:30.30 (57.67)	[1:54.85]
250 m :	4:29.53 (59.23)	300 m :	5:30.29 (1:00.76)	[1:59.99]	350 m :	6:34.52 (1:04.23)	400 m :	7:30.78 (56.26)	[2:00.49]
49.	I12-ALAAELDIN RIAD YOUSSEF	2002	EGY	EGYPT	+0.86	8:03.12	21 pts		
50 m :	47.34 (47.34)	100 m :	1:47.31 (59.97)	[1:47.31]	150 m :	2:50.03 (1:02.72)	200 m :	3:53.80 (1:03.77)	[2:06.49]
250 m :	4:56.91 (1:03.11)	300 m :	5:59.79 (1:02.88)	[2:05.99]	350 m :	7:02.30 (1:02.51)	400 m :	8:03.12 (1:00.82)	[2:03.33]
---	I11-SEZGIN HIKMET CEM	1997	TUR	TÜRKIYE			DSQ		
---	I11 - SHIH MIN-HSUAN	2000	TPE	CHINESE TAIPEI			DEL		
---	I11-FINOL TORRES ANDRÉS JAVIER	1999	VEN	VENEZUELA			DNS dec		
---	I11-KHALILI NADER	2001	FIN	FINLAND			DNS dec		
---	I11-MIYAZAKI SATORU	1992	JPN	JAPAN			DNS dec		

Results

[FFN quotation]

Prelims : 400 Freestyle Women

[Friday, 09/06/2023]


1.	I11-LINDBERG PERNILLA	1994	SWE	SWEDEN	+0.77	4:42.75	1055 pts
50 m :	31.51 (31.51)	100 m :	1:05.79 (34.28) [1:05.79]	150 m :	1:40.81 (35.02)	200 m :	2:16.89 (36.08) [1:11.10]
250 m :	2:53.54 (36.65)	300 m :	3:30.32 (36.78) [1:13.43]	350 m :	4:07.48 (37.16)	400 m :	4:42.75 (35.27) [1:12.43]
2.	I11-LUCY JADE	1997	AUS	AUSTRALIA	+0.91	4:55.30	964 pts
50 m :	32.65 (32.65)	100 m :	1:08.62 (35.97) [1:08.62]	150 m :	1:46.26 (37.64)	200 m :	2:24.21 (37.95) [1:15.59]
250 m :	3:02.50 (38.29)	300 m :	3:40.68 (38.18) [1:16.47]	350 m :	4:19.21 (38.53)	400 m :	4:55.30 (36.09) [1:14.62]
3.	I13-DREAN MAËLLYS	2005	FRA	FRANCE	+0.87	4:55.74	961 pts
50 m :	33.10 (33.10)	100 m :	1:09.15 (36.05) [1:09.15]	150 m :	1:46.85 (37.70)	200 m :	2:24.89 (38.04) [1:15.74]
250 m :	3:02.71 (37.82)	300 m :	3:40.60 (37.89) [1:15.71]	350 m :	4:19.00 (38.40)	400 m :	4:55.74 (36.74) [1:15.14]
4.	I13-ETRINGER MANON	2008	FRA	FRANCE	+0.73	4:56.03	959 pts
50 m :	33.81 (33.81)	100 m :	1:10.88 (37.07) [1:10.88]	150 m :	1:48.74 (37.86)	200 m :	2:26.79 (38.05) [1:15.91]
250 m :	3:04.52 (37.73)	300 m :	3:42.55 (38.03) [1:15.76]	350 m :	4:20.17 (37.62)	400 m :	4:56.03 (35.86) [1:13.48]
5.	I11-CHEONG SUI KEI	2002	HKG	HONG KONG	+0.75	5:02.38	915 pts
50 m :	33.91 (33.91)	100 m :	1:10.54 (36.63) [1:10.54]	150 m :	1:49.00 (38.46)	200 m :	2:27.69 (38.69) [1:17.15]
250 m :	3:06.61 (38.92)	300 m :	3:45.57 (38.96) [1:17.88]	350 m :	4:25.17 (39.60)	400 m :	5:02.38 (37.21) [1:16.81]
6.	I11-HINDS MADDISON	2005	AUS	AUSTRALIA	+0.80	5:07.76	878 pts
50 m :	35.23 (35.23)	100 m :	1:13.45 (38.22) [1:13.45]	150 m :	1:53.08 (39.63)	200 m :	2:32.97 (39.89) [1:19.52]
250 m :	3:12.54 (39.57)	300 m :	3:52.28 (39.74) [1:19.31]	350 m :	4:31.95 (39.67)	400 m :	5:07.76 (35.81) [1:15.48]
7.	I11-IPUS MARTINEZ LAURA SOFIA	2002	COL	COLOMBIA	+0.86	5:08.67	872 pts
50 m :	34.52 (34.52)	100 m :	1:13.17 (38.65) [1:13.17]	150 m :	1:51.87 (38.70)	200 m :	2:33.02 (41.15) [1:19.85]
250 m :	3:12.13 (39.11)	300 m :	3:51.20 (39.07) [1:18.18]	350 m :	4:29.12 (37.92)	400 m :	5:08.67 (39.55) [1:17.47]
8.	I13-BUCK ZOIE	2006	USA	UNITED STATES OF AMERICA	+0.92	5:15.61	826 pts
50 m :	36.91 (36.91)	100 m :	1:16.17 (39.26) [1:16.17]	150 m :	1:55.79 (39.62)	200 m :	2:35.90 (40.11) [1:19.73]
250 m :	3:15.98 (40.08)	300 m :	3:56.51 (40.53) [1:20.61]	350 m :	4:36.87 (40.36)	400 m :	5:15.61 (38.74) [1:19.10]
9.	I11-SADOWSKI PIPER	2005	USA	UNITED STATES OF AMERICA	+0.85	5:19.89	798 pts
50 m :	36.51 (36.51)	100 m :	1:16.06 (39.55) [1:16.06]	150 m :	1:57.31 (41.25)	200 m :	2:37.93 (40.62) [1:21.87]
250 m :	3:19.49 (41.56)	300 m :	4:00.20 (40.71) [1:22.27]	350 m :	4:41.11 (40.91)	400 m :	5:19.89 (38.78) [1:19.69]
10.	I11-BIESSE-FITTON INDIA	1999	AUS	AUSTRALIA	+0.93	5:25.06	765 pts
50 m :	36.14 (36.14)	100 m :	1:15.61 (39.47) [1:15.61]	150 m :	1:56.04 (40.43)	200 m :	2:37.65 (41.61) [1:22.04]
250 m :	3:19.64 (41.99)	300 m :	4:01.82 (42.18) [1:24.17]	350 m :	4:43.83 (42.01)	400 m :	5:25.06 (41.23) [1:23.24]
11.	I13-DABIC BEL	2007	AUS	AUSTRALIA	---	5:32.76	717 pts
50 m :	37.85 (37.85)	100 m :	1:19.58 (41.73) [1:19.58]	150 m :	2:03.76 (44.18)	200 m :	2:45.61 (41.85) [1:26.03]
250 m :	3:28.28 (42.67)	300 m :	4:11.22 (42.94) [1:25.61]	350 m :	4:54.13 (42.91)	400 m :	5:32.76 (38.63) [1:21.54]
12.	I11-SAYER RYLEE	2008	NZL	NEW ZEALAND	+0.92	5:34.92	704 pts
50 m :	37.20 (37.20)	100 m :	1:18.86 (41.66) [1:18.86]	150 m :	2:01.88 (43.02)	200 m :	2:45.29 (43.41) [1:26.43]
250 m :	3:28.07 (42.78)	300 m :	4:10.38 (42.31) [1:25.09]	350 m :	4:54.80 (44.42)	400 m :	5:34.92 (40.12) [1:24.54]
13.	I11-ARIODANTE STEPHANIE	2000	BRA	BRAZIL	+0.70	5:35.74	699 pts
50 m :	37.93 (37.93)	100 m :	1:21.48 (43.55) [1:21.48]	150 m :	2:05.48 (44.00)	200 m :	2:49.67 (44.19) [1:28.19]
250 m :	3:33.68 (44.01)	300 m :	4:16.03 (42.35) [1:26.36]	350 m :	4:57.99 (41.96)	400 m :	5:35.74 (37.75) [1:19.71]
14.	I13-HOWELLS GABRIELLA	2003	AUS	AUSTRALIA	+0.77	5:39.74	676 pts
50 m :	35.91 (35.91)	100 m :	1:16.88 (40.97) [1:16.88]	150 m :	2:01.56 (44.68)	200 m :	2:46.89 (45.33) [1:30.01]
250 m :	3:31.73 (44.84)	300 m :	4:15.43 (43.70) [1:28.54]	350 m :	4:57.45 (42.02)	400 m :	5:39.74 (42.29) [1:24.31]
15.	I13-ANDIDERO CHIARA	2003	ITA	ITALY	+0.80	5:41.98	662 pts
50 m :	38.42 (38.42)	100 m :	1:20.66 (42.24) [1:20.66]	150 m :	2:03.52 (42.86)	200 m :	2:47.65 (44.13) [1:26.99]
250 m :	3:30.51 (42.86)	300 m :	4:14.68 (44.17) [1:27.03]	350 m :	4:58.21 (43.53)	400 m :	5:41.98 (43.77) [1:27.30]
16.	I11-THRASTARDOTTIR ANNA ROSA	2004	ISL	ICELAND	+0.94	5:43.02	656 pts
50 m :	37.29 (37.29)	100 m :	1:18.31 (41.02) [1:18.31]	150 m :	2:01.51 (43.20)	200 m :	2:45.41 (43.90) [1:27.10]
250 m :	3:29.51 (44.10)	300 m :	4:14.22 (44.71) [1:28.81]	350 m :	4:59.53 (45.31)	400 m :	5:43.02 (43.49) [1:28.80]
17.	I13-DAVADOTTIR SIGNA VAR	1998	FAR	FAROE ISLANDS	+0.81	5:55.08	588 pts
50 m :	38.17 (38.17)	100 m :	1:20.23 (42.06) [1:20.23]	150 m :	2:04.75 (44.52)	200 m :	2:50.16 (45.41) [1:29.93]
250 m :	3:36.58 (46.42)	300 m :	4:23.78 (47.20) [1:33.62]	350 m :	5:09.95 (46.17)	400 m :	5:55.08 (45.13) [1:31.30]
18.	I11-SENTUNA DENIZ EVIN	2003	TUR	TÜRKIYE	+0.92	6:03.44	543 pts
50 m :	35.49 (35.49)	100 m :	1:18.37 (42.88) [1:18.37]	150 m :	2:07.39 (49.02)	200 m :	2:55.86 (48.47) [1:37.49]
250 m :	3:45.77 (49.91)	300 m :	4:33.16 (47.39) [1:37.30]	350 m :	5:20.64 (47.48)	400 m :	6:03.44 (42.80) [1:30.28]
19.	I12-MARTINEZ DE LA RIVA CAMINO	1994	ESP	SPAIN	+0.96	6:07.13	523 pts
50 m :	39.90 (39.90)	100 m :	1:25.42 (45.52) [1:25.42]	150 m :	2:12.34 (46.92)	200 m :	2:59.26 (46.92) [1:33.84]
250 m :	3:47.70 (48.44)	300 m :	4:34.76 (47.06) [1:35.50]	350 m :	5:22.41 (47.65)	400 m :	6:07.13 (44.72) [1:32.37]
20.	I11-NAGY TESSA	2000	USA	UNITED STATES OF AMERICA	+0.86	6:30.01	411 pts
50 m :	41.89 (41.89)	100 m :	1:31.17 (49.28) [1:31.17]	150 m :	2:20.63 (49.46)	200 m :	3:10.62 (49.99) [1:39.45]
250 m :	4:00.00 (49.38)	300 m :	4:50.15 (50.15) [1:39.53]	350 m :	5:41.09 (50.94)	400 m :	6:30.01 (48.92) [1:39.86]

Results

(Next) Prelims : 400 Freestyle Women

[Friday, 09/06/2023]

21.	I12-CAMACHO DUNIA	1988	MEX	MEXICO	---	6:30.66	408 pts		
50 m :	41.48 (41.48)	100 m :	1:29.27 (47.79)	[1:29.27]	150 m :	2:18.92 (49.65)	200 m :	3:10.09 (51.17)	[1:40.82]
250 m :	3:59.44 (49.35)	300 m :	4:50.97 (51.53)	[1:40.88]	350 m :	5:41.12 (50.15)	400 m :	6:30.66 (49.54)	[1:39.69]
22.	I11-KAMEL RAWAN	2004	EGY	EGYPT	+0.88	6:47.11	336 pts		
50 m :	42.09 (42.09)	100 m :	1:34.83 (52.74)	[1:34.83]	150 m :	2:27.95 (53.12)	200 m :	3:20.16 (52.21)	[1:45.33]
250 m :	4:13.04 (52.88)	300 m :	5:04.45 (51.41)	[1:44.29]	350 m :	5:56.07 (51.62)	400 m :	6:47.11 (51.04)	[1:42.66]
23.	I12-THOMPSON HELEN	2003	GBR	GREAT BRITAIN	---	6:47.16	335 pts		
50 m :	40.69 (40.69)	100 m :	1:30.65 (49.96)	[1:30.65]	150 m :	2:22.76 (52.11)	200 m :	3:15.60 (52.84)	[1:44.95]
250 m :	4:08.73 (53.13)	300 m :	5:02.03 (53.30)	[1:46.43]	350 m :	5:54.90 (52.87)	400 m :	6:47.16 (52.26)	[1:45.13]
24.	I12-MC CRINDLE CERYS	2002	GBR	GREAT BRITAIN	+0.96	6:53.14	311 pts		
50 m :	45.66 (45.66)	100 m :	1:37.39 (51.73)	[1:37.39]	150 m :	2:29.60 (52.21)	200 m :	3:22.36 (52.76)	[1:44.97]
250 m :	4:16.02 (53.66)	300 m :	5:09.36 (53.34)	[1:47.00]	350 m :	6:02.37 (53.01)	400 m :	6:53.14 (50.77)	[1:43.78]
25.	I12-VAZHENIN KATHERINE	2003	USA	UNITED STATES OF AMERICA	+0.87	7:02.00	276 pts		
50 m :	47.78 (47.78)	100 m :	1:40.01 (52.23)	[1:40.01]	150 m :	2:33.25 (53.24)	200 m :	3:27.57 (54.32)	[1:47.56]
250 m :	4:22.13 (54.56)	300 m :	5:15.54 (53.41)	[1:47.97]	350 m :	6:10.16 (54.62)	400 m :	7:02.00 (51.84)	[1:46.46]
26.	I12-CORTES MURCIA YEIMY CAROLINA	1997	COL	COLOMBIA	+0.76	7:08.14	254 pts		
50 m :	46.07 (46.07)	100 m :	1:39.75 (53.68)	[1:39.75]	150 m :	2:33.96 (54.21)	200 m :	3:28.31 (54.35)	[1:48.56]
250 m :	4:23.93 (55.62)	300 m :	5:21.00 (57.07)	[1:52.69]	350 m :	6:15.37 (54.37)	400 m :	7:08.14 (52.77)	[1:47.14]
27.	I12-HASSANE YASMINE	2003	EGY	EGYPT	+0.92	7:20.17	212 pts		
50 m :	45.38 (45.38)	100 m :	1:38.03 (52.65)	[1:38.03]	150 m :	2:32.14 (54.11)	200 m :	3:28.47 (56.33)	[1:50.44]
250 m :	4:26.75 (58.28)	300 m :	5:26.03 (59.28)	[1:57.56]	350 m :	6:26.62 (1:00.59)	400 m :	7:20.17 (53.55)	[1:54.14]
28.	I12-DONOGHUE MELISSA	1987	NZL	NEW ZEALAND	---	7:20.75	210 pts		
50 m :	49.10 (49.10)	100 m :	1:43.35 (54.25)	[1:43.35]	150 m :	2:39.09 (55.74)	200 m :	3:35.70 (56.61)	[1:52.35]
250 m :	4:34.23 (58.53)	300 m :	5:29.64 (55.41)	[1:53.94]	350 m :	6:26.52 (56.88)	400 m :	7:20.75 (54.23)	[1:51.11]
29.	I12-COFFEY KATRINA	1985	AUS	AUSTRALIA	+0.77	7:45.76	136 pts		
50 m :	49.38 (49.38)	100 m :	1:43.85 (54.47)	[1:43.85]	150 m :	2:41.02 (57.17)	200 m :	3:38.95 (57.93)	[1:55.10]
250 m :	4:40.38 (1:01.43)	300 m :	5:41.86 (1:01.48)	[2:02.91]	350 m :	6:45.35 (1:03.49)	400 m :	7:45.76 (1:00.41)	[2:03.90]
30.	I12-DZICIO ZOFIA	2004	POL	POLAND	+0.93	8:34.56	37 pts		
50 m :	54.99 (54.99)	100 m :	1:56.83 (1:01.84)	[1:56.83]	150 m :	3:02.48 (1:05.65)	200 m :	4:08.02 (1:05.54)	[2:11.19]
250 m :	5:14.85 (1:06.83)	300 m :	6:21.40 (1:06.55)	[2:13.38]	350 m :	7:29.14 (1:07.74)	400 m :	8:34.56 (1:05.42)	[2:13.16]
---	I11-KIMURA SAAYA	2008	JPN	JAPAN		DNS dec			
---	I13-WATSON GENEVIEVE	2002	NZL	NEW ZEALAND		DNS dec			



virtus
Global Games
Vichy FRANCE 2023



VICHY
2023
VICHY
2023
VICHY
2023
VICHY
2023
VICHY
2023
VICHY
2023
VICHY
2023
VICHY
2023
VICHY
2023

Vichy FRANCE 2023

TABLE TENNIS





GLOBAL GAME VICHY 2023

DU 4 AU 10 JUIN 2023 - CUSSET

II3 SINGLES POULE A

N°	Dossard	NOM Prénom	Association	Ranking	Classe	Zone
1		Marawan Nayel	Egypt	3	II3	EGY
2		Pierre DELHOM	France	1	II3	FRA
3		Thomas SALLIER	France	2	II3	FRA
4		PINCHON Maud	France	4	II3	FRA

Table	Heure	Partie	A/F (1)	Joueur 1	contre	Joueur 2	A/F (1)	Scores					Points parties			
								1	2	3	4	5	J1	J2	J3	J4
3	05/06 15:00	1 - 4		Marawan Nayel	-	PINCHON Maud		-02	-07	-05	/	/	1			2
5	05/06 15:00	2 - 3		Pierre DELHOM	-	Thomas SALLIER		-07	05	06	-05	04		2	1	
7	06/06 10:30	1 - 3		Marawan Nayel	-	Thomas SALLIER										
8	06/06 10:30	2 - 4		Pierre DELHOM	-	PINCHON Maud										
3	06/06 15:00	1 - 2		Marawan Nayel	-	Pierre DELHOM										
8	06/06 15:00	3 - 4		Thomas SALLIER	-	PINCHON Maud										
								Total points parties :				1	2	1	2	
								Classement :								

(1) A = Abandon ou disqualification en cours de partie
F = Forfait, disqualification en dehors d'une partie ou refus de jouer

CLASSEMENT

Rang	Dos.	NOM Prénom
1er		
2ème		
3ème		
4ème		

Nom et signature
du juge arbitre

FRANCOISE LAPICQUE



GLOBAL GAME VICHY 2023

DU 4 AU 10 JUIN 2023 - CUSSET

II2 FEMALE SINGLES

POULE A

N°	Dossard	NOM Prénom	Association	Ranking	Classe	Zone
1		Hussein Rahma	Egypt	6	II2	EGY
2		POQUET Lucile	France	1	II2	FRA
3		FRISON Camille	France	3	II2	FRA
4		Exempt				

Table	Heure	Partie	A/F (1)	Joueur 1	contre	Joueur 2	A/F (1)	Scores					Points parties				
								1	2	3	4	5	J1	J2	J3	J4	
		1 - 4		Hussein Rahma	-	Exempt		/	/	/	/	/					
9	05/06 11:00	2 - 3		POQUET Lucile	-	FRISON Camille		07	06	06	/	/			2	1	
9	05/06 16:00	1 - 3		Hussein Rahma	-	FRISON Camille		-08	-05	-05	/	/			1		2
		2 - 4		POQUET Lucile	-	Exempt		/	/	/	/	/					
1	06/06 10:30	1 - 2		Hussein Rahma	-	POQUET Lucile											
		3 - 4		FRISON Camille	-	Exempt		/	/	/	/	/					
								Total points parties :					1	2	3		
								Classement :									

(1) A = Abandon ou disqualification en cours de partie
F = Forfait, disqualification en dehors d'une partie ou refus de jouer

CLASSEMENT

Rang	Dos.	NOM Prénom
1er		
2ème		
3ème		
4ème		

Nom et signature
du juge arbitre

FRANCOISE LAPICQUE



GLOBAL GAME VICHY 2023

DU 4 AU 10 JUIN 2023 - CUSSET

II2 FEMALE SINGLES

POULE B

N°	Dossard	NOM Prénom	Association	Ranking	Classe	Zone
1		HENNION Carole	France	2	II2	FRA
2		Anderová Dita	Czech Republic	4	II2	CZE
3		Khalil Esraa	Egypt	7	II2	EGY
4		DELALANDE Celine	France	5	II2	FRA

Table	Heure	Partie	A/F (1)	Joueur 1	contre	Joueur 2	A/F (1)	Scores					Points parties			
								1	2	3	4	5	J1	J2	J3	J4
9	05/06 13:00	1 - 4		HENNION Carole	-	DELALANDE Celine		07	05	03	/	/	2			1
2	05/06 15:00	2 - 3		Anderová Dita	-	Khalil Esraa		07	05	03	/	/		2	1	
9	05/06 16:30	1 - 3		HENNION Carole	-	Khalil Esraa		09	07	05	/	/	2		1	
9	05/06 17:00	2 - 4		Anderová Dita	-	DELALANDE Celine		07	08	-07	09			2		1
2	06/06 10:30	1 - 2		HENNION Carole	-	Anderová Dita										
3	06/06 10:30	3 - 4		Khalil Esraa	-	DELALANDE Celine										
								Total points parties :					4	4	2	2
								Classement :								

(1) A = Abandon ou disqualification en cours de partie
F = Forfait, disqualification en dehors d'une partie ou refus de jouer

CLASSEMENT

Rang	Dos.	NOM Prénom
1er		
2ème		
3ème		
4ème		

Nom et signature
du juge arbitre

FRANCOISE LAPICQUE

GLOBAL GAME Vichy 2023

CUSSET - du 4 au 10 Juin 2023

Ii2 MENS SINGLES

POULE 1

N°	NOM Prénom	Dossard	N° de Licence	Classe	Zone	Pts Crit	Association
1	Cedric COURRILAUD			ngles Male	FRA	1	France
2	Kareem Elzeiny			ngles Male	EGY	4	Egypt
3	KUOK LON WONG			ngles Male	MAC	9	Macau, China

Table	Heure	Partie	A/F (1)	Joueur 1	contre	Joueur 2	A/F (1)	Scores							Points parties				
								1	2	3	4	5	6	7	J1	J2	J3		
7	05/06 11:30	1 - 3		Cedric COURRILAUD	-	KUOK LON WONG		-08	-12	-03	/	/	/	/	/	/	1		2
6	05/06 15:00	1 - 2		Cedric COURRILAUD	-	Kareem Elzeiny		-12	-09	06	-09	/	/	/	/	/	1	2	
8	05/06 17:30	2 - 3		Kareem Elzeiny	-	KUOK LON WONG		-04	07	-13	-04	/	/	/	/	/		1	2
								Total points parties :							2	3	4		
								Classement :							3	2	1		

(1) A = Abandon ou disqualification en cours de partie
F = Forfait, disqualification en dehors d'une partie ou refus de jouer

CLASSEMENT			
Rang	Dos.	NOM Prénom	
1er	228	KUOK LON WONG	4 pts
2ème	2382	Kareem Elzeiny	3 pts
3ème	7695	Cedric COURRILAUD	2 pts

Nom et signature
du juge arbitre

FRANCOISE LAPICQUE

GLOBAL GAME Vichy 2023

CUSSET - du 4 au 10 Juin 2023

Ii2 MENS SINGLES

POULE 2

N°	NOM Prénom	Dossard	N° de Licence	Classe	Zone	Pts Crit	Association
1	Jean BACHEVILLIER			ngles Male	FRA	2	France
2	Alfie Linn			ngles Male	NZL	7	New Zealand
3	Alexandre SIBOUT			ngles Male	FRA	5	France

Table	Heure	Partie	A/F (1)	Joueur 1	contre	Joueur 2	A/F (1)	Scores							Points parties				
								1	2	3	4	5	6	7	J1	J2	J3		
8	05/06 11:30	1 - 3		Jean BACHEVILLIER	-	Alexandre SIBOUT		06	06	05	/	/	/	/	/	/	2		1
7	05/06 15:00	1 - 2		Jean BACHEVILLIER	-	Alfie Linn		04	03	03	/	/	/	/	/	/	2	1	
9	05/06 17:30	2 - 3		Alfie Linn	-	Alexandre SIBOUT		-04	-09	03	10	-12	/	/	/			1	2
								Total points parties :							4	2	3		
								Classement :							1	3	2		

(1) A = Abandon ou disqualification en cours de partie
F = Forfait, disqualification en dehors d'une partie ou refus de jouer

CLASSEMENT

Rang	Dos.	NOM Prénom	Pts
1er	7694	Jean BACHEVILLIER	4 pts
2ème	7708	Alexandre SIBOUT	3 pts
3ème	462	Alfie Linn	2 pts

Nom et signature
du juge arbitre

FRANCOISE LAPICQUE

GLOBAL GAME Vichy 2023

CUSSET - du 4 au 10 Juin 2023

Ii2 MENS SINGLES

POULE 3

N°	NOM Prénom	Dossard	N° de Licence	Classe	Zone	Pts Crit	Association
1	Aymeric GOUYAUD			ngles Male	FRA	3	France
2	Youssef Mohamed			ngles Male	EGY	8	Egypt
3	Alexandre SOL			ngles Male	FRA	6	France

Table	Heure	Partie	A/F (1)	Joueur 1	contre	Joueur 2	A/F (1)	Scores							Points parties				
								1	2	3	4	5	6	7	J1	J2	J3		
9	05/06 11:30	1 - 3		Aymeric GOUYAUD	-	Alexandre SOL		02	08	12	/	/	/	/	/	/	2		1
8	05/06 15:00	1 - 2		Aymeric GOUYAUD	-	Youssef Mohamed		02	08	10	/	/	/	/	/	/	2	1	
7	05/06 17:30	2 - 3		Youssef Mohamed	-	Alexandre SOL		-08	09	-04	-04	/	/	/	/	/		1	2
								Total points parties :							4	2	3		
								Classement :							1	3	2		

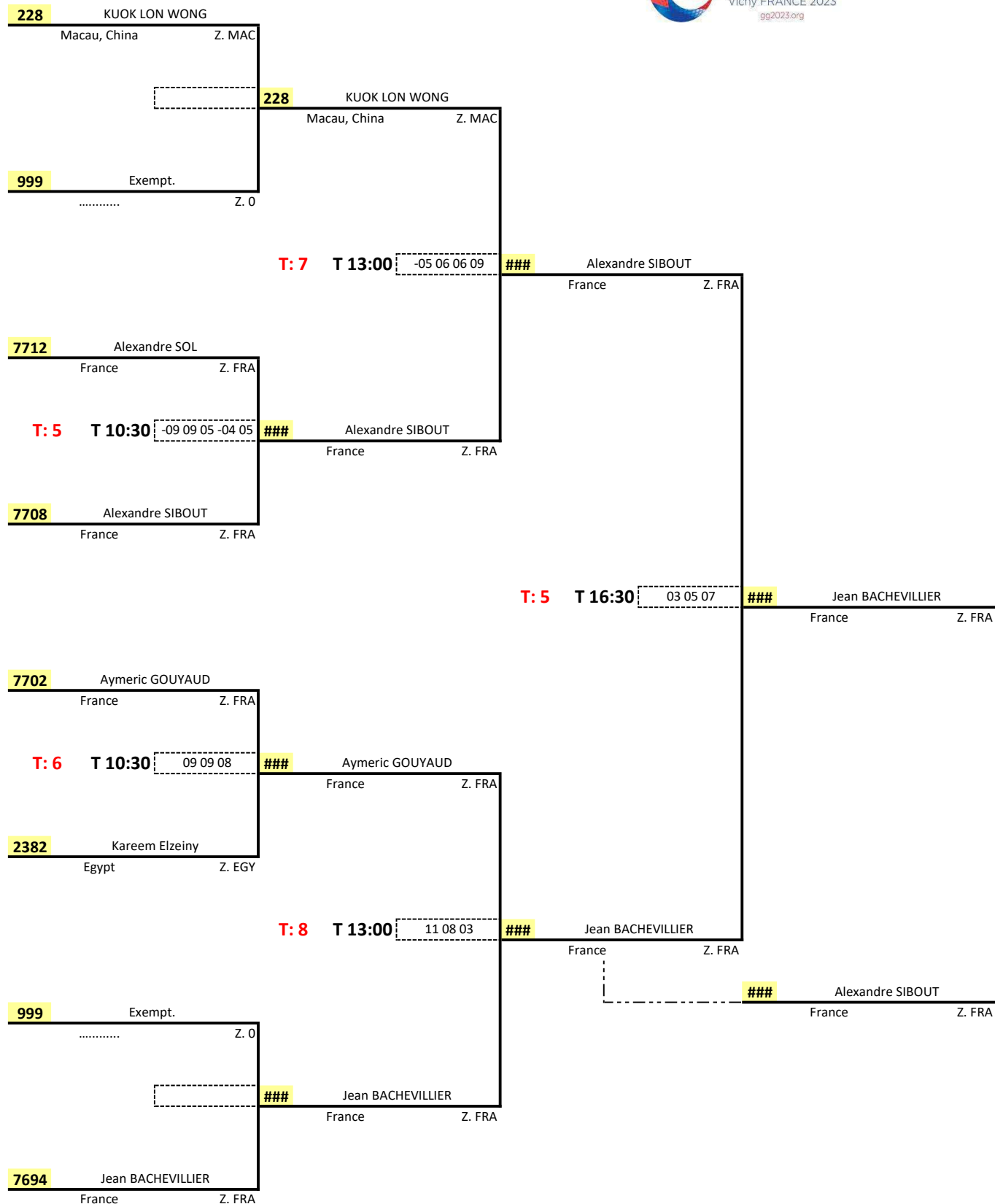
(1) A = Abandon ou disqualification en cours de partie
F = Forfait, disqualification en dehors d'une partie ou refus de jouer

CLASSEMENT			
Rang	Dos.	NOM Prénom	
1er	7702	Aymeric GOUYAUD	4 pts
2ème	7712	Alexandre SOL	3 pts
3ème	2665	Youssef Mohamed	2 pts

Nom et signature
du juge arbitre

FRANCOISE LAPICQUE

Ii2 MENS SINGLES



1/2 de Finale

Finale

SAISON 2022 - 2023

II2 FEMALE SINGLES



virtus
Global Games
Vichy FRANCE 2023
gg2023.org

7706 POQUET Lucile

France 1

T. 6 T: 12:30 05 05 05

7706 POQUET Lucile

France 1

1949 Anderová Dita

Czech Republic 4

T. 5 T 16:00 07 -07 07 05

7706 POQUET Lucile 1er

France 1

7701 FRISON Camille

France 3

T. 7 T: 12:30 03 05 07

7701 FRISON Camille

France 3

7703 HENNION Carole

France 2

7701 FRISON Camille 2ème

France 3

7697

DU 4 AU 10 JUIIN 2023 - CUSSET

GLOBAL GAMES Vichy 2023
CUSSET - du 4 au 10 Juin 2023

Ii2 MENS SINGLES

RESULTATS

<i>Dos.</i>	<i>Noms - Prénoms</i>	<i>Clubs</i>	<i>Classe</i>	<i>Zone</i>
1	7694 Jean BACHEVILLIER	France	Male II2	FRA
2	7708 Alexandre SIBOUT	France	Male II2	FRA
3	228 KUOK LON WONG	Macau, China	Male II2	MAC
3	7702 Aymeric GOUYAUD	France	Male II2	FRA

Forfaits excusés

1				
2				
3				
4				
5				

Forfaits non excusés

1				
2				
3				
4				
5				

Le Juge-Arbitre : **FRANCOISE LAPICQUE**



GLOBAL GAMES VICHY 2023
DU 4 AU 10 JUIN 2023 - CUSSET

Résultats II2 FEMALE SINGLES

Dos.	Noms - Prenoms	CONTRY	Pays	Classe
1	7706 POQUET Lucile	France	FRA	II2
2	7701 FRISON Camille	France	FRA	II2
3	1949 Anderová Dita	Czech Republic	CZE	II2
3	7703 HENNION Carole	France	FRA	II2

Absents Excusés

1				
2	998 Bye			
3				
4				

Absents Non Excusés

1				
2				
3				
4				

Vu le Juge Arbitre : FRANCOISE LAPICQUE



GLOBAL GAME VICHY 2023
DU 4 AU 10 JUIN 2023 - CUSSET

Résultats II3 SINGLES

Dos.	Noms - Prenoms	CONTRY	Pays	Classe
1	7698 Pierre DELHOM	France	FRA	II3
2	7709 Thomas SALLIER	France	FRA	II3
3	2380 Marawan Nayel	Egypt	EGY	II3
1	7705 PINCHON Maud	France	FRA	II3

Absents Excusés

1				
2	998 Bye			
3				
4				

Absents Non Excusés

1				
2				
3				
4				

Vu le Juge Arbitre : **FRANCOISE LAPICQUE**

li1

[https://results.ittf.com/ittf-web-
results/html/TTE5475/results.html#/gr
oups](https://results.ittf.com/ittf-web-results/html/TTE5475/results.html#/groups)



GLOBAL GAME VICHY 2023

DU 4 AU 10 JUIN 2023 - CUSSET

II2 FEMALE SINGLES

POULE A

N°	Dossard	NOM Prénom	Association	Ranking	Classe	Zone
1		Hussein Rahma	Egypt	6	II2	EGY
2		POQUET Lucile	France	1	II2	FRA
3		FRISON Camille	France	3	II2	FRA
4		Exempt				

Table	Heure	Partie	A/F (1)	Joueur 1	contre	Joueur 2	A/F (1)	Scores					Points parties			
								1	2	3	4	5	J1	J2	J3	J4
		1 - 4		Hussein Rahma	-	Exempt	F	/	/	/	/	/	2			0
9	05/06 11:00	2 - 3		POQUET Lucile	-	FRISON Camille		07	06	06	/	/		2	1	
9	05/06 16:00	1 - 3		Hussein Rahma	-	FRISON Camille		-08	-05	-05	/	/	1		2	
		2 - 4		POQUET Lucile	-	Exempt	F	/	/	/	/	/		2		0
1	06/06 10:30	1 - 2		Hussein Rahma	-	POQUET Lucile		-05	-09	-03	/	/	1	2		
		3 - 4		FRISON Camille	-	Exempt	F	/	/	/	/	/			2	0
								Total points parties :					4	6	5	0
								Classement :					3	1	2	4

(1) A = Abandon ou disqualification en cours de partie
F = Forfait, disqualification en dehors d'une partie ou refus de jouer

CLASSEMENT

Rang	Dos.	NOM Prénom	pts
1er	7706	POQUET Lucile	6 pts
2ème	7701	FRISON Camille	5 pts
3ème	2660	Hussein Rahma	4 pts
4ème	999	Exempt	0 pts

Nom et signature
du juge arbitre

FRANCOISE LAPICQUE



GLOBAL GAME VICHY 2023

DU 4 AU 10 JUIN 2023 - CUSSET

II2 FEMALE SINGLES

POULE B

N°	Dossard	NOM Prénom	Association	Ranking	Classe	Zone
1		HENNION Carole	France	2	II2	FRA
2		Anderová Dita	Czech Republic	4	II2	CZE
3		Khalil Esraa	Egypt	7	II2	EGY
4		DELALANDE Celine	France	5	II2	FRA

Table	Heure	Partie	A/F (1)	Joueur 1	contre	Joueur 2	A/F (1)	Scores					Points parties			
								1	2	3	4	5	J1	J2	J3	J4
9	05/06 13:00	1 - 4		HENNION Carole	-	DELALANDE Celine		07	05	03	/	/	2			1
2	05/06 15:00	2 - 3		Anderová Dita	-	Khalil Esraa		07	05	03	/	/		2	1	
9	05/06 16:30	1 - 3		HENNION Carole	-	Khalil Esraa		09	07	05	/	/	2		1	
9	05/06 17:00	2 - 4		Anderová Dita	-	DELALANDE Celine		07	08	-07	09			2		1
2	06/06 10:30	1 - 2		HENNION Carole	-	Anderová Dita		04	05	09			2	1		
3	06/06 10:30	3 - 4		Khalil Esraa	-	DELALANDE Celine		12	-07	09	05				2	1
								Total points parties :					6	5	4	3
								Classement :					1	2	3	4

(1) A = Abandon ou disqualification en cours de partie
F = Forfait, disqualification en dehors d'une partie ou refus de jouer

CLASSEMENT

Rang	Dos.	NOM Prénom	pts
1er	7703	HENNION Carole	6 pts
2ème	1949	Anderová Dita	5 pts
3ème	2662	Khalil Esraa	4 pts
4ème	7697	DELALANDE Celine	3 pts

Nom et signature
du juge arbitre

FRANCOISE LAPICQUE



GLOBAL GAME VICHY 2023

DU 4 AU 10 JUIN 2023 - CUSSET

II3 SINGLES POULE A

N°	Dossard	NOM Prénom	Association	Ranking	Classe	Zone
1		Marawan Nayel	Egypt	3	II3	EGY
2		Pierre DELHOM	France	1	II3	FRA
3		Thomas SALLIER	France	2	II3	FRA
4		PINCHON Maud	France	4	II3	FRA

Table	Heure	Partie	A/F (1)	Joueur 1	contre	Joueur 2	A/F (1)	Scores					Points parties						
								1	2	3	4	5	J1	J2	J3	J4			
3	05/06 15:00	1 - 4		Marawan Nayel	-	PINCHON Maud		-02	-07	-05	/	/	1			2			
5	05/06 15:00	2 - 3		Pierre DELHOM	-	Thomas SALLIER		-07	05	06	-05	04		2	1				
7	06/06 10:30	1 - 3		Marawan Nayel	-	Thomas SALLIER		-00	-01	-02	/	/	1		2				
8	06/06 10:30	2 - 4		Pierre DELHOM	-	PINCHON Maud		03	04	02	/	/		2		1			
3	06/06 15:00	1 - 2		Marawan Nayel	-	Pierre DELHOM		-02	-06	-04	/	/	1	2					
8	06/06 15:00	3 - 4		Thomas SALLIER	-	PINCHON Maud		05	03	08	/	/			2	1			
												Total points parties :				3	6	5	4
												Classement :				4	1	2	3

(1) A = Abandon ou disqualification en cours de partie
F = Forfait, disqualification en dehors d'une partie ou refus de jouer

CLASSEMENT

Rang	Dos.	NOM Prénom	pts
1er	7698	Pierre DELHOM	6 pts
2ème	7709	Thomas SALLIER	5 pts
3ème	7705	PINCHON Maud	4 pts
4ème	2380	Marawan Nayel	3 pts

Depart. 2 Depart. 3 Nom et signature
0 0 du juge arbitre

FRANCOISE LAPICQUE

0 0



GLOBAL GAME VICHY 2023

DU 4 AU 10 JUIN 2023 - CUSSET

II2 MIXED DOUBLES

POULE A

N°	Dossard	NOM Prénom	Association	Ranking	Classe	Zone
1		Aymeric GOUYAUD / Lucile POQUET	France	1	II2	FRA
2		Kareem Elzeiny / Esraa Khalil	Egypt	6	II2	EGY
3		Exempt				
4		Jean BACHEVILLIER / Carole HENNION	France	3	II2	FRA

Table	Heure	Partie	A/F (1)	Joueur 1	contre	Joueur 2	A/F (1)	Scores					Points parties			
								1	2	3	4	5	J1	J2	J3	J4
2	07/06 11:00	1 - 4		Aymeric GOUYAUD / Lucile POQUET	-	Jean BACHEVILLIER / Carole HENNION		06	06	03	/	/	2			1
		2 - 3		Kareem Elzeiny / Esraa Khalil	-	Exempt		/	/	/	/	/				
		1 - 3		Aymeric GOUYAUD / Lucile POQUET	-	Exempt		/	/	/	/	/				
6	07/06 13:00	2 - 4		Kareem Elzeiny / Esraa Khalil	-	Jean BACHEVILLIER / Carole HENNION		-04	-02	08	-05	/		1		2
5	07/06 16:00	1 - 2		Aymeric GOUYAUD / Lucile POQUET	-	Kareem Elzeiny / Esraa Khalil		03	08	08	/	/	2	1		
		3 - 4		Exempt	-	Jean BACHEVILLIER / Carole HENNION		/	/	/	/	/				
								Total points parties :					4	2		3
								Classement :					1	3		2

(1) A = Abandon ou disqualification en cours de partie
F = Forfait, disqualification en dehors d'une partie ou refus de jouer

CLASSEMENT

Rang	Dos.	NOM Prénom	pts
1er	1	Aymeric GOUYAUD / Lucile POQUET	4 pts
2ème	3	Jean BACHEVILLIER / Carole HENNION	3 pts
3ème	6	Kareem Elzeiny / Esraa Khalil	2 pts
4ème	999	Exempt	#N/A

Nom et signature
du juge arbitre

FRANCOISE LAPICQUE



GLOBAL GAME VICHY 2023

DU 4 AU 10 JUIN 2023 - CUSSET

II2 MIXED DOUBLES

POULE B

N°	Dossard	NOM Prénom	Association	Ranking	Classe	Zone
1		Camille FRISON / Cedric COURRILLAUD	France	2	II2	FRA
2		Dita Anderová / Alfie Linn	Czech Republic / New Zealand	5	II2	CZE / NZL
3		Rahma Hussein / Youssef Mohamed	Egypt	7	II2	EGY
4		Alexandre SOL / Celine DELALANDE	France	4	II2	FRA

Table	Heure	Partie	A/F (1)	Joueur 1	contre	Joueur 2	A/F (1)	Scores					Points parties						
								1	2	3	4	5	J1	J2	J3	J4			
5	07/06 11:00	1 - 4		Camille FRISON / Cedric COURRILLAUD	-	Alexandre SOL / Celine DELALANDE		-03	07	02	-10	04	2				1		
6	07/06 11:00	2 - 3		Dita Anderová / Alfie Linn	-	Rahma Hussein / Youssef Mohamed		08	-05	10	09	/		2	1				
7	07/06 13:00	1 - 3		Camille FRISON / Cedric COURRILLAUD	-	Rahma Hussein / Youssef Mohamed		05	-11	04	07	/	2		1				
8	07/06 13:00	2 - 4		Dita Anderová / Alfie Linn	-	Alexandre SOL / Celine DELALANDE		09	-07	-07	-09	/		1			2		
8	07/06 16:00	1 - 2		Camille FRISON / Cedric COURRILLAUD	-	Dita Anderová / Alfie Linn		04	06	-08	07	/	2	1					
2	07/06 16:00	3 - 4		Rahma Hussein / Youssef Mohamed	-	Alexandre SOL / Celine DELALANDE		03	10	06	/	/				2	1		
												Total points parties :				6	4	4	4
												Classement :				1	3	2	4

(1) A = Abandon ou disqualification en cours de partie
F = Forfait, disqualification en dehors d'une partie ou refus de jouer

CLASSEMENT

Rang	Dos.	NOM Prénom	pts
1er	2	Camille FRISON / Cedric COURRILLAUD	6 pts
2ème	7	Rahma Hussein / Youssef Mohamed	4 pts
3ème	5	Dita Anderová / Alfie Linn	4 pts
4ème	4	Alexandre SOL / Celine DELALANDE	4 pts

Depart. 1	Depart. 2	Depart. 3	Nom et signature du juge arbitre
1,333333333	0	0	FRANCOISE LAPICQUE
1	0	0	
0,75			

GLOBAL GAMES Vichy 2023

CUSSET - du 4 au 10 Juin 2023

Ii2 WOMENS DOUBLES

POULE

N°	NOM Prénom	Dossard	N° de Licence	Classe	Zone	Pts Crit	Association
1	Hussein Rahma / Khalil Esraa			ingles Womens II	EGY	1	Egypt
2	DELALANDE Celine / HENNION Carole			ingles Womens II	FRA	2	France
3	FRISON Camille / POQUET Lucile			ingles Womens II	FRA	3	France

Table	Heure	Partie	A/F (1)	Joueur 1	contre	Joueur 2	A/F (1)	Scores							Points parties			
								1	2	3	4	5	6	7	J1	J2	J3	
5	07/06 12:00	1 - 3		Hussein Rahma / Khalil Esraa	-	FRISON Camille / POQUET Lucile		09	-03	10	-05	-06				1		2
8	07/06 15:00	1 - 2		Hussein Rahma / Khalil Esraa	-	DELALANDE Celine / HENNION Carole		05	-07	08	-04	-06				1	2	
5	08/06 12:30	2 - 3		DELALANDE Celine / HENNION Carole	-	FRISON Camille / POQUET Lucile												
								Total points parties :							2	2	2	
								Classement :										

(1) A = Abandon ou disqualification en cours de partie
F = Forfait, disqualification en dehors d'une partie ou refus de jouer

CLASSEMENT

Rang	Dos.	NOM Prénom
1er		
2ème		
3ème		

Nom et signature
du juge arbitre

FRANCOISE LAPICQUE

1/2 de Finale

Finale

SAISON 2022 - 2023

II2 MIXED DOUBLES



virtus
Global Games
Vichy FRANCE 2023
gg2023.org

1 Aymeric GOUYAUD / Lucile POQUET

France

1

T. 2 08/06 10:30

7 Rahma Hussein / Youssef Mohamed

Egypt

7

T. 5 08/06 11:30

1er

3 Jean BACHEVILLIER / Carole HENNION

France

3

T. 5 08/06 10:30

2 Camille FRISON / Cedric COURRILAUD

France

2

2ème

4

GLOBAL GAME VICHY 2023

DU 4 AU 10 JUIN 2023 - CUSSET



GLOBAL GAMES VICHY 2023

DU 4 AU 10 JUIN 2023 - CUSSET

II2 MENS DOUBLES

POULE

N°	Dossard	NOM Prénom	Association	Ranking	Classe	Zone
1		BACHEVILLIER Jean / COURRILLAUD Cedric	France / France	1	II2	FRA
2		Elzeiny Kareem / Mohamed Youssef	Egypt / Egypt	3	II2	EGY
3		Alexandre SOL / Linn Alfie	France / New Zealand	4	II2	FRA / NZL
4		GOUYAUD Aymeric / SIBOUT Alexandre	France / France	2	II2	FRA

Table	Heure	Partie	A/F (1)	Joueur 1	contre	Joueur 2	A/F (1)	Scores					Points parties			
								1	2	3	4	5	J1	J2	J3	J4
2	07/06 12:00	1 - 4		BACHEVILLIER Jean / COURRILLAUD Cedric	-	GOUYAUD Aymeric / SIBOUT Alexandre		-11	-06	05	-05	/	1			2
8	07/06 12:00	2 - 3		Elzeiny Kareem / Mohamed Youssef	-	Alexandre SOL / Linn Alfie		-14	-08	-10	/	/		1	2	
2	07/06 15:00	1 - 3		BACHEVILLIER Jean / COURRILLAUD Cedric	-	Alexandre SOL / Linn Alfie		05	-08	06	04	/	2		1	
5	07/06 15:00	2 - 4		Elzeiny Kareem / Mohamed Youssef	-	GOUYAUD Aymeric / SIBOUT Alexandre		-10	04	-09	-07	/		1		2
2	08/06 12:30	1 - 2		BACHEVILLIER Jean / COURRILLAUD Cedric	-	Elzeiny Kareem / Mohamed Youssef										
8	08/06 12:30	3 - 4		Alexandre SOL / Linn Alfie	-	GOUYAUD Aymeric / SIBOUT Alexandre										

(1) A = Abandon ou disqualification en cours de partie
F = Forfait, disqualification en dehors d'une partie ou refus de jouer

Total points parties :	3	2	3	4
Classement :				

CLASSEMENT

Rang	Dos.	NOM Prénom
1er		
2ème		
3ème		
4ème		

Nom et signature
du juge arbitre

FRANCOISE LAPICQUE

du 4 au 10 JUIN 2023 - Cusset

TEAMS MENS II2

N°	N° équipe	COUNTRY TEAMS	Pts	Classe	Zone
1	2	France	0	FRA	FRA
2	3	France Macau, China	0	MAC	FRA/MAC
3	4	France New Zealand	0	FRA	FRA/NZL
4	1	Egypt	0	EGY	EGY

Table	Heure	Partie	A/F (1)	EQUIPE 1	contre	EQUIPE 2	A/F (1)	points		Points parties			
								1	2	E1	E2	E3	E4
T2	08/06 16:15	1 - 4		France	-	France Macau, China		03	00	2			1
T5	08/06 16:15	2 - 3		Egypt	-	France New Zealand		01	02		1	2	
T2	09/06 11:30	1 - 3		France	-	France New Zealand							
T8	09/06 11:30	2 - 4		Egypt	-	France Macau, China							
T5	10/06 11:15	1 - 2		France	-	Egypt							
T8	10/06 11:15	3 - 4		France New Zealand	-	France Macau, China							
Total points :										2	1	2	1
Classement :													

(1) A = Abandon ou disqualification en cours de partie
F = Forfait, disqualification en dehors d'une partie ou refus de jouer

CLASSEMENT		
Rang	Dos.	COUNTRY TEAMS
1er		
2ème		
3ème		
4ème	30	Bye-

Nom et signature
du juge arbitre

FRANCOISE LAPICQUE

du 4 au 10 JUIN 2023 - Cusset

TEAMS WOMENS II2

N°	Dossard	COUNTRY TEAMS	Pts	Classe	Zone
1	21	Egypt	0	EGY	EGY
2	22	France	0	FRA	FRA
3	23	France Czech Republic	0	CZE	FRA/CZE
4	15	Bye-	0	0	

Table	Heure	Partie	A/F (1)	EQUIPE 1	contre	EQUIPE 2	A/F (1)	points		Points parties			
								1	2	E1	E2	E3	E4
		1 - 4		France	-	Bye-							
T3	08/06 16:15	2 - 3		Egypt	-	France Czech Republic		02	01		2	1	
T5	09/06 11:30	1 - 3		France	-	France Czech Republic							
		2 - 4		Egypt	-	Bye-							
T5	10/06 10:00	1 - 2		France	-	Egypt							
		3 - 4		France Czech Republic	-	Bye-							
Total points :										0	2	1	0
Classement :													

(1) A = Abandon ou disqualification en cours de partie
F = Forfait, disqualification en dehors d'une partie ou refus de jouer

CLASSEMENT		
Rang	Dos.	COUNTRY TEAMS
1er		
2ème		
3ème		
4ème	15	Bye-

Nom et signature
du juge arbitre

FRANCOISE LAPICQUE

GLOBALS GAMES TABLE TENNIS 2023 VICHY

du 4 au 10 JUIN 2023 - Cusset

TEAMS MENS II2

TOUR 1 T5 3/06 16:30

1 / 4

Egypt					
	DOSSARD	NOM - PRÉNOM		CLASSE	Cartons
A	101	Kareem Elzeiny	0	EGY	
B	102	Youssef Mohamed	0	EGY	
Double *					

France New Zealand					
	DOSSARD	NOM - PRÉNOM		CLASSE	Cartons
X	401	Alexandre Sol	0	FRA	
Y	402	Alfie Linn	0	FRA	
Double *					

Double * Mettre le nom des joueurs de double dans le cas où ceux-ci ne figurent pas en AB / XY

SCORES					ORDRE DES PARTIES				POINTS		
1	2	3	4	5					AB	XY	
10	11	-17	-05	-07	Double	Kareem Elzeiny - Youssef Mohamed	"	Double	Alexandre Sol - Alfie Linn	1	2
-07	-05	-05			A	Kareem Elzeiny	"	X	Alexandre Sol	1	2
05	-11	07	09		B	Youssef Mohamed	"	Y	Alfie Linn	2	1
TOTAL DES POINTS DE CHAQUE EQUIPE										4	5

	Réserves
	Réclamations
	Cartons
	Rapport JA

Capitaine Egypt	Capitaine France New Zealand	Association Egypt	1
Signature à la fin de la rencontre	Signature à la fin de la rencontre	Association France New Zealand	2

Signature du Juge Arbitre

GLOBALS GAMES TABLE TENNIS 2023 VICHY

du 4 au 10 JUIN 2023 - Cusset

TEAMS MENS

II2

TOUR 1 T2 8/06 16:1

3 / 2

France Macau, China					
	DOSSARD	NOM - PRÉNOM		CLASSE	Cartons
A	301	Alexandre Sibout	0	FRA	
B	302	Kuok Lon Wong	0	MAC	
Double *					

France					
	DOSSARD	NOM - PRÉNOM		CLASSE	Cartons
X	201	Jean Bachevillier	0	FRA	
Y	203	Aymeric Gouyaud	0	FRA	
Double *	202	Cedric Courrillaud	0	FRA	
	201	Jean Bachevillier	0	FRA	

Double * Mettre le nom des joueurs de double dans le cas où ceux-ci ne figurent pas en AB / XY

SCORES					ORDRE DES PARTIES			POINTS		
1	2	3	4	5				AB	XY	
-04	-09	-08			Double	Alexandre Sibout - Kuok Lon Wong	" Double	Cedric Courrillaud - Jean Bachevillier	1	2
-03	-05	09	03	-05	A	Alexandre Sibout	" X	Jean Bachevillier	1	2
-06	-11	-08			B	Kuok Lon Wong	" Y	Aymeric Gouyaud	1	2
TOTAL DES POINTS DE CHAQUE EQUIPE								3	6	

Reserves
Réclamations
Cartons
Rapport JA

Capitaine France Macau, China	Capitaine France	Association France Macau, China	1
Signature à la fin de la rencontre	Signature à la fin de la rencontre	Association France	2

Signature du Juge Arbitre

GLOBALS GAMES TABLE TENNIS 2023 VICHY

du 4 au 10 JUIN 2023 - Cusset

TEAMS WOMENS II2

TOUR 1 T3 3/06 16:00

23 / 21

France Czech Republic					
	DOSSARD	NOM - PRÉNOM	Points	CLASSE	Cartons
A	2302	Dita Anderová	0	CZE	
B	2301	Celine Delalande	0	FRA	
Double *					

Egypt					
	DOSSARD	NOM - PRÉNOM	Points	CLASSE	Cartons
X	2101	Rahma Hussein	0	EGY	
Y	2102	Esraa Khalil	0	EGY	
Double *					

Double * Mettre le nom des joueurs de double dans le cas où ceux-ci ne figurent pas en AB / XY

SCORES					ORDRE DES PARTIES			POINTS		
1	2	3	4	5				AB	XY	
06	-02	03	-08	08	Double	Dita Anderová - Celine Delalande	" Double	Rahma Hussein - Esraa Khalil	2	1
-09	-09	09	-09		A	Dita Anderová	" X	Rahma Hussein	1	2
08	05	-08	-05	-07	B	Celine Delalande	" Y	Esraa Khalil	1	2
TOTAL DES POINTS DE CHAQUE EQUIPE									4	5

Reserves	
Reclamations	
Cartons	
Rapport JA	

Capitaine France Czech Republic	Capitaine Egypt	Association France Czech Republic	1
Signature à la fin de la rencontre	Signature à la fin de la rencontre	Association Egypt	2

Signature du Juge Arbitre

1/2 de Finale

Finale

SAISON 2022 - 2023

II2 MIXED DOUBLES



virtus
Global Games
Vichy FRANCE 2023
gg2023.org

1 Aymeric GOUYAUD / Lucile POQUET

France 1

T.5 08/06 10:30

04 05 07

1 Aymeric GOUYAUD / Lucile POQUET

France 1

7 Rahma Hussein / Youssef Mohamed

Egypt 7

T.5 08/06 11:30

08 05 07

1 Aymeric GOUYAUD / Lucile POQUET 1er

France 1

3 Jean BACHEVILLIER / Carole HENNION

France 3

T.2 08/06 10:30

10 -10 06 09

2 Camille FRISON / Cedric COURRILAUD

France 2

2 Camille FRISON / Cedric COURRILAUD

France 2

2 Camille FRISON / Cedric COURRILAUD 2ème

France 2

4

GLOBAL GAMES VICHY 2023

DU 4 AU 10 JUIN 2023 - CUSSET



GLOBAL GAMES VICHY 2023
DU 4 AU 10 JUIN 2023 - CUSSET

Résultats II2 MENS DOUBLES

Dos.	Noms - Prenoms	CONTRY	Pays	Classe	
1	2	BACHEVILLIER Jean / COURRILLAUD Cedric	France / France	FRA	II2
2	3	GOUYAUD Aymeric / SIBOUT Alexandre	France / France	FRA	II2
3	4	Alexandre SOL / Linn Alfie	France / New Zealand	RA / NZ	II2
4	1	Elzeiny Kareem / Mohamed Youssef	Egypt / Egypt	EGY	II2
5					
6					
7					
8					

Absents Excusés

1					
2	998	Bye			
3					
4					

Absents Non Excusés

1					
2					
3					
4					

Vu le Juge Arbitre : **FRANCOISE LAPICQUE**



GLOBAL GAMES VICHY 2023
DU 4 AU 10 JUIN 2023 - CUSSET

Organisateur : CUSSET
 Adresse : 0
 Contact :
 ☎ :
 E-Mail :

Résultats II2 MIXED DOUBLES

Dos.	Noms - Prenoms	CONTRY	Pays	Classe
1	1 Aymeric GOUYAUD / Lucile POQU	France	FRA	II2
2	2 Camille FRISON / Cedric COURRIL	France	FRA	II2
3	7 Rahma Hussein / Youssef Mohamed	Egypt	EGY	II2
3	3 Jean BACHEVILLIER / Carole HENN	France	FRA	II2

Absents Excusés

1				
2	998	Bye		
3				
4				

Absents Non Excusés

1				
2				
3				
4				

Vu le Juge Arbitre : **FRANCOISE LAPICQUE**

GLOBAL GAMES Vichy 2023
CUSSET - du 4 au 10 Juin 2023

Ii2 WOMENS DOUBLES

RESULTATS

<i>Dos.</i>	<i>Noms - Prénoms</i>	<i>Clubs</i>	<i>Classe</i>	<i>Zone</i>	
1	3	FRISON Camille / POQUET Lucile	France	es Wome	FRA
2	2	DELALANDE Celine / HENNION	France	es Wome	FRA
3	1	Hussein Rahma / Khalil Esraa	Egypt	es Wome	EGY

Forfaits excusés

1				
2				
3				
4				
5				

Forfaits non excusés

1				
2				
3				
4				
5				

Le Juge-Arbitre : FRANCOISE LAPICQUE



GLOBAL GAMES VICHY 2023

DU 4 AU 10 JUIN 2023 - CUSSET

II2 MENS DOUBLES

POULE

N°	Dossard	NOM Prénom	Association	Ranking	Classe	Zone
1		BACHEVILLIER Jean / COURRILLAUD Cedric	France / France	1	II2	FRA
2		Elzeiny Kareem / Mohamed Youssef	Egypt / Egypt	3	II2	EGY
3		Alexandre SOL / Linn Alfie	France / New Zealand	4	II2	FRA / NZL
4		GOUYAUD Aymeric / SIBOUT Alexandre	France / France	2	II2	FRA

Table	Heure	Partie	A/F (1)	Joueur 1	contre	Joueur 2	A/F (1)	Scores					Points parties			
								1	2	3	4	5	J1	J2	J3	J4
2	07/06 12:00	1 - 4		BACHEVILLIER Jean / COURRILLAUD Cedric	-	GOUYAUD Aymeric / SIBOUT Alexandre		-11	-06	05	-05	/	1			2
8	07/06 12:00	2 - 3		Elzeiny Kareem / Mohamed Youssef	-	Alexandre SOL / Linn Alfie		-14	-08	-10	/	/		1	2	
2	07/06 15:00	1 - 3		BACHEVILLIER Jean / COURRILLAUD Cedric	-	Alexandre SOL / Linn Alfie		05	-08	06	04	/	2		1	
5	07/06 15:00	2 - 4		Elzeiny Kareem / Mohamed Youssef	-	GOUYAUD Aymeric / SIBOUT Alexandre		-10	04	-09	-07	/		1		2
2	08/06 12:30	1 - 2		BACHEVILLIER Jean / COURRILLAUD Cedric	-	Elzeiny Kareem / Mohamed Youssef		06	08	-07	06	/	2	1		
8	08/06 12:30	3 - 4		Alexandre SOL / Linn Alfie	-	GOUYAUD Aymeric / SIBOUT Alexandre		07	-06	07	04	/			2	1

(1) A = Abandon ou disqualification en cours de partie
F = Forfait, disqualification en dehors d'une partie ou refus de jouer

Total points parties :	5	3	5	5
Classement :	1	4	3	2

CLASSEMENT

Rang	Dos.	NOM Prénom	pts
1er	2	BACHEVILLIER Jean / COURRILLAUD Cedric	5 pts
2ème	3	GOUYAUD Aymeric / SIBOUT Alexandre	5 pts
3ème	4	Alexandre SOL / Linn Alfie	5 pts
4ème	1	Elzeiny Kareem / Mohamed Youssef	3 pts

Depart. 1
1,121212121
0,958333333
0,928571429

Nom et signature
du juge arbitre

FRANCOISE LAPICQUE

GLOBAL GAMES Vichy 2023

CUSSET - du 4 au 10 Juin 2023

Ii2 WOMENS DOUBLES

POULE

N°	NOM Prénom	Dossard	N° de Licence	Classe	Zone	Pts Crit	Association
1	Hussein Rahma / Khalil Esraa			ingles Womens II	EGY	1	Egypt
2	DELALANDE Celine / HENNION Carole			ingles Womens II	FRA	2	France
3	FRISON Camille / POQUET Lucile			ingles Womens II	FRA	3	France

Table	Heure	Partie	A/F (1)	Joueur 1	contre	Joueur 2	A/F (1)	Scores							Points parties			
								1	2	3	4	5	6	7	J1	J2	J3	
5	07/06 12:00	1 - 3		Hussein Rahma / Khalil Esraa	-	FRISON Camille / POQUET Lucile		09	-03	10	-05	-06				1		2
8	07/06 15:00	1 - 2		Hussein Rahma / Khalil Esraa	-	DELALANDE Celine / HENNION Carole		05	-07	08	-04	-06				1	2	
5	08/06 12:30	2 - 3		DELALANDE Celine / HENNION Carole	-	FRISON Camille / POQUET Lucile		-04	-06	-05							1	2
								Total points parties :							2	3	4	
								Classement :							3	2	1	

(1) A = Abandon ou disqualification en cours de partie
F = Forfait, disqualification en dehors d'une partie ou refus de jouer

CLASSEMENT

Rang	Dos.	NOM Prénom	Pts
1er	3	FRISON Camille / POQUET Lucile	4 pts
2ème	2	DELALANDE Celine / HENNION Carole	3 pts
3ème	1	Hussein Rahma / Khalil Esraa	2 pts

Nom et signature
du juge arbitre

FRANCOISE LAPICQUE

du 4 au 10 JUIN 2023 - Cusset

TEAMS MENS II2

N°	N° équipe	COUNTRY TEAMS	Pts	Classe	Zone
1	2	France	0	FRA	FRA
2	1	Egypt	0	EGY	EGY
3	4	France New Zealand	0	FRA	FRA/NZL
4	3	France Macau, China	0	MAC	FRA/MAC

Table	Heure	Partie	A/F (1)	EQUIPE 1	contre	EQUIPE 2	A/F (1)	points		Points parties			
								1	2	E1	E2	E3	E4
T2	08/06 16:15	1 - 4		France	-	France Macau, China		03	00	2			1
T5	08/06 16:15	2 - 3		Egypt	-	France New Zealand		01	02		1	2	
T2	09/06 11:30	1 - 3		France	-	France New Zealand		03	00	2		1	
T8	09/06 11:30	2 - 4		Egypt	-	France Macau, China		02	01		2		1
T5	10/06 11:15	1 - 2		France	-	Egypt							
T8	10/06 11:15	3 - 4		France New Zealand	-	France Macau, China							
Total points :										4	3	3	2
Classement :													

(1) A = Abandon ou disqualification en cours de partie
F = Forfait, disqualification en dehors d'une partie ou refus de jouer

CLASSEMENT		
Rang	Dos.	COUNTRY TEAMS
1er		
2ème		
3ème		
4ème	30	Bye-

Nom et signature
du juge arbitre

FRANCOISE LAPICQUE

du 4 au 10 JUIN 2023 - Cusset

TEAMS WOMENS II2

N°	Dossard	COUNTRY TEAMS	Pts	Classe	Zone
	22	France	0	FRA	FRA
	21	Egypt	0	EGY	EGY
	23	France Czech Republic	0	CZE	FRA/CZE
	15	Bye-	0	0	

Table	Heure	Partie	A/F (1)	EQUIPE 1	contre	EQUIPE 2	A/F (1)	points		Points parties			
								1	2	E1	E2	E3	E4
		1 - 4		France	-	Bye-							
T3	08/06 16:15	2 - 3		Egypt	-	France Czech Republic		02	01		2	1	
T5	09/06 11:30	1 - 3		France	-	France Czech Republic		01	02	1		2	
		2 - 4		Egypt	-	Bye-							
T5	10/06 10:00	1 - 2		France	-	Egypt							
		3 - 4		France Czech Republic	-	Bye-							
Total points :										1	2	3	0
Classement :													

(1) A = Abandon ou disqualification en cours de partie
F = Forfait, disqualification en dehors d'une partie ou refus de jouer

CLASSEMENT		
Rang	Dos.	COUNTRY TEAMS
1er		
2ème		
3ème		
4ème	15	Bye-

Nom et signature
du juge arbitre

FRANCOISE LAPICQUE

Championnat de France par Équipes 2022

du 4 au 10 JUIN 2023 - Cusset

TEAMS MENS
II2

TOUR 2 T8 1/06 11:30

3 / 1

30

France Macau, China					
	DOSSARD	NOM - PRÉNOM		CLASSE	Cartons
A	302	Kuok Lon Wong	0	MAC	
B	301	Alexandre Sibout	0	FRA	
Double *					

Egypt					
	DOSSARD	NOM - PRÉNOM		CLASSE	Cartons
X	102	Youssef Mohamed	0	EGY	
Y	101	Kareem Elzeiny	0	EGY	
Double *					

Double * Mettre le nom des joueurs de double dans le cas où ceux-ci ne figurent pas en AB / XY

SCORES					ORDRE DES PARTIES			POINTS		
1	2	3	4	5				AB	XY	
-09	-04	-08			Double	Kuok Lon Wong - Alexandre Sibout	" Double	Youssef Mohamed - Kareem Elzeiny	1	2
09	-12	08	11		A	Kuok Lon Wong	" X	Youssef Mohamed	2	1
-08	-09	-02			B	Alexandre Sibout	" Y	Kareem Elzeiny	1	2
TOTAL DES POINTS DE CHAQUE EQUIPE								4	5	

	Réserves
	Réclamations
	Cartons
	Rapport JA

Capitaine France Macau, China	Capitaine Egypt	Association France Macau, China	1
Signature à la fin de la rencontre	Signature à la fin de la rencontre	Association Egypt	3

Signature du Juge Arbitre

GLOBALS GAMES TABLE TENNIS 2023 VICHY

du 4 au 10 JUIN 2023 - Cusset

TEAMS MENS II2

TOUR 2 T2 1/06 11:30

4 / 2

15

France New Zealand					
	DOSSARD	NOM - PRÉNOM		CLASSE	Cartons
A	402	Alfie Linn	0	FRA	
B	401	Alexandre Sol	0	FRA	
Double *					
Double *					

France					
	DOSSARD	NOM - PRÉNOM		CLASSE	Cartons
X	201	Jean Bachevillier	0	FRA	
Y	203	Aymeric Gouyaud	0	FRA	
Double *					
Double *	201	Jean Bachevillier	0	FRA	
	202	Cedric Courrillaud	0	FRA	

Double * Mettre le nom des joueurs de double dans le cas où ceux-ci ne figurent pas en AB / XY

SCORES					ORDRE DES PARTIES			POINTS		
1	2	3	4	5				AB	XY	
08	07	-07	-08	-01	Double	Alfie Linn - Alexandre Sol	" Double	Jean Bachevillier - Cedric Courrillaud	1	2
-02	-02	-01			A	Alfie Linn	" X	Jean Bachevillier	1	2
-03	07	-06	-08		B	Alexandre Sol	" Y	Aymeric Gouyaud	1	2
TOTAL DES POINTS DE CHAQUE EQUIPE								3	6	

	Réserves
	Réclamations
	Cartons
	Rapport JA

Capitaine France New Zealand	Capitaine France	Association France New Zealand	1
Signature à la fin de la rencontre	Signature à la fin de la rencontre	Association France	2

Signature du Juge Arbitre

GLOBALS GAMES TABLE TENNIS 2023 VICHY

du 4 au 10 JUIN 2023 - Cusset

TEAMS WOMENS II2

TOUR 2 T5 1/06 11:30

23 / 22

15

France Czech Republic					
	DOSSARD	NOM - PRÉNOM	Points	CLASSE	Cartons
A	2302	Dita Anderová	0	CZE	
B	2301	Celine Delalande	0	FRA	
Double *					
Double *					

France					
	DOSSARD	NOM - PRÉNOM	Points	CLASSE	Cartons
X	2203	Lucile Poquet	0	FRA	
Y	2202	Carole Hennion	0	FRA	
Double *					
Double *	2201	Camille Frison	0	FRA	
Double *	2203	Lucile Poquet	0	FRA	

Double * Mettre le nom des joueurs de double dans le cas où ceux-ci ne figurent pas en AB / XY

SCORES					ORDRE DES PARTIES				POINTS		
1	2	3	4	5					AB	XY	
08	12	-07	03		Double	Dita Anderová - Celine Delalande	"	Double	Camille Frison - Lucile Poquet	2	1
-07	-06	-08			A	Dita Anderová	"	X	Lucile Poquet	1	2
09	08	09			B	Celine Delalande	"	Y	Carole Hennion	2	1
TOTAL DES POINTS DE CHAQUE EQUIPE										5	4

	Réserves
	Réclamations
	Cartons
	Rapport JA

Capitaine France Czech Republic	Capitaine France	Association France Czech Republic	2
Signature à la fin de la rencontre		Association France	1

Signature du Juge Arbitre

GLOBALS GAMES TABLE TENNIS 2023 VICHY

du 4 au 10 JUIN 2023 - Cusset

TEAMS WOMENS II2

TOUR 3 T5 1/06 10:00

21 / 22

Egypt					
	DOSSARD	NOM - PRÉNOM	Points	CLASSE	Cartons
A	2101	Rahma Hussein	0	EGY	
B	2102	Esraa Khalil	0	EGY	
Double *					

France					
	DOSSARD	NOM - PRÉNOM	Points	CLASSE	Cartons
X	2203	Lucile Poquet	0	FRA	
Y	2202	Carole Hennion	0	FRA	
Double *	2203	Lucile Poquet	0	FRA	
	2201	Camille Frison	0	FRA	

Double * Mettre le nom des joueurs de double dans le cas où ceux-ci ne figurent pas en AB / XY

SCORES					ORDRE DES PARTIES	POINTS		
1	2	3	4	5		AB	XY	
-05	-07	-04			Double Rahma Hussein - Esraa Khalil	" Double Lucile Poquet - Camille Frison	1	2
-05	-03	-05			A Rahma Hussein	" X Lucile Poquet	1	2
-05	-08	-04			B Esraa Khalil	" Y Carole Hennion	1	2
						TOTAL DES POINTS DE CHAQUE EQUIPE	3	6

	Réserves
	Réclamations
	Cartons
	Rapport JA

Capitaine Egypt	Capitaine France	Association Egypt	1
Signature à la fin de la rencontre	Signature à la fin de la rencontre	Association France	2

Signature du Juge Arbitre

du 4 au 10 JUIN 2023 - Cusset

TEAMS MENS II2

N°	N° équipe	COUNTRY TEAMS	Pts	Classe	Zone
1	2	France	0	FRA	FRA
2	1	Egypt	0	EGY	EGY
3	4	France New Zealand	0	FRA	FRA/NZL
4	3	France Macau, China	0	MAC	FRA/MAC

Table	Heure	Partie	A/F (1)	EQUIPE 1	contre	EQUIPE 2	A/F (1)	points		Points parties				
								1	2	E1	E2	E3	E4	
T2	08/06 16:15	1 - 4		France	-	France Macau, China		03	00	2			1	
T5	08/06 16:15	2 - 3		Egypt	-	France New Zealand		01	02		1	2		
T2	09/06 11:30	1 - 3		France	-	France New Zealand		03	00	2		1		
T8	09/06 11:30	2 - 4		Egypt	-	France Macau, China		02	01		2		1	
T5	10/06 11:15	1 - 2		France	-	Egypt		03	00	2	1			
T8	10/06 11:15	3 - 4		France New Zealand	-	France Macau, China		02	01			2	1	
										Total points :	6	4	5	3
										Classement :	1	3	2	4

(1) A = Abandon ou disqualification en cours de partie
F = Forfait, disqualification en dehors d'une partie ou refus de jouer

Nom et signature
du juge arbitre

FRANCOISE LAPICQUE

CLASSEMENT

Rang	Dos.	COUNTRY TEAMS
1er	2	France
2ème	4	France New Zealand
3ème	1	Egypt
4ème	3	France Macau, China

du 4 au 10 JUIN 2023 - Cusset

TEAMS WOMENS II2

N°	Dossard	COUNTRY TEAMS	Pts	Classe	Zone
	22	France	0	FRA	FRA
	21	Egypt	0	EGY	EGY
	23	France Czech Republic	0	CZE	FRA/CZE
	15	Bye-	0	0	

Table	Heure	Partie	A/F (1)	EQUIPE 1	contre	EQUIPE 2	A/F (1)	points		Points parties				
								1	2	E1	E2	E3	E4	
		1 - 4		France	-	Bye-								
T3	08/06 16:15	2 - 3		Egypt	-	France Czech Republic		02	01		2	1		
T5	09/06 11:30	1 - 3		France	-	France Czech Republic		01	02	1		2		
		2 - 4		Egypt	-	Bye-								
T5	10/06 10:00	1 - 2		France	-	Egypt		03	00	2	1			
		3 - 4		France Czech Republic	-	Bye-								
										Total points :	3	3	3	0
										Classement :	1	3	2	4

(1) A = Abandon ou disqualification en cours de partie
F = Forfait, disqualification en dehors d'une partie ou refus de jouer

Nom et signature
du juge arbitre

FRANCOISE LAPICQUE

CLASSEMENT

Rang	Dos.	COUNTRY TEAMS
1er	22	France
2ème	23	France Czech Republic
3ème	21	Egypt
4ème	15	Bye-

4/2 2/4 3/3

GLOBALS GAMES TABLE TENNIS 2023 VICHY

du 4 au 10 JUIN 2023 - Cusset

TOUR 3 T5 10/06 11:00

2 / 1

France					
	DOSSARD	NOM - PRÉNOM		CLASSE	Cartons
A	201	Jean Bachevillier	0	FRA	
B	203	Aymeric Gouyaud	0	FRA	
Double *	201	Jean Bachevillier	0	FRA	
	202	Cedric Courrillaud	0	FRA	

Egypt					
	DOSSARD	NOM - PRÉNOM		CLASSE	Cartons
X	101	Kareem Elzeiny	0	EGY	
Y	102	Youssef Mohamed	0	EGY	
Double *					

Double * Mettre le nom des joueurs de double dans le cas où ceux-ci ne figurent pas en AB / XY

SCORES					ORDRE DES PARTIES			POINTS		
1	2	3	4	5				AB	XY	
10	04	05			Double	Jean Bachevillier - Cedric Courrillaud	" Double	Kareem Elzeiny - Youssef Mohamed	2	1
07	06	10			A	Jean Bachevillier	" X	Kareem Elzeiny	2	1
00	00	00			B	Aymeric Gouyaud	" Y	Youssef Mohamed	2	0
TOTAL DES POINTS DE CHAQUE EQUIPE								6	2	

	Réserves
	Réclamations
	Cartons
	Rapport JA

Capitaine France	Capitaine Egypt	Association France	2
Signature à la fin de la rencontre	Signature à la fin de la rencontre	Association Egypt	1

Signature du Juge Arbitre

GLOBALS GAMES TABLE TENNIS 2023 VICHY

du 4 au 10 JUIN 2023 - Cusset

TEAMS MENS
II2

TOUR 3 T8 10/06 11:15

3 / 4

France Macau, China					
	DOSSARD	NOM - PRÉNOM		CLASSE	Cartons
A	301	Alexandre Sibout	0	FRA	
B	302	Kuok Lon Wong	0	MAC	
Double *					

France New Zealand					
	DOSSARD	NOM - PRÉNOM	Points	CLASSE	Cartons
X	402	Alfie Linn	0	FRA	
Y	401	Alexandre Sol	0	FRA	
Double *					


Double * Mettre le nom des joueurs de double dans le cas où ceux-ci ne figurent pas en AB / XY

SCORES					ORDRE DES PARTIES			POINTS			
1	2	3	4	5				AB	XY		
-10	-09	-07			Double	Alexandre Sibout - Kuok Lon Wong	"	Double	Alfie Linn - Alexandre Sol	1	2
01	10	-07	11		A	Alexandre Sibout	"	X	Alfie Linn	2	1
-06	-06	-07			B	Kuok Lon Wong	"	Y	Alexandre Sol	1	2
TOTAL DES POINTS DE CHAQUE EQUIPE								4	5		

	Réserves
	Réclamations
	Cartons
	Rapport JA

Capitaine France Macau, China	Capitaine France New Zealand	Association France Macau, China	1
Signature à la fin de la rencontre	Signature à la fin de la rencontre	Association France New Zealand	2

Signature du Juge Arbitre



virtus
Global Games
Vichy FRANCE 2023





virtus
Global Games
Vichy FRANCE 2023
gg2023.org

Results

Senior Male P21

1. Edison Joel Chiguano Aguilar (ECU)
2. JUNSEO BOK (KOR)
3. Juan Carlos Sanchez (USA)
3. Samuel Mallot (USA)

Senior Female P21

1. Jhormary Rojas Cordoba (COL)
2. Chaeyon Seo (AUS)
3. Kathryn Baxter (USA)
3. Morgan Barber (USA)

Senior Male P22

1. Nicolas Velez Velasquez (COL)
2. Joseph Sung-Joon Chun (USA)
3. MICHELE CIANCOTTO (ITA)
3. Elian Rafael Batallas Ruiz (ECU)

Junior Male P21

1. JOEL DELGADILLO ZAMORA (ITA)

Junior Female P21

1. Arlette Sofia Gonzalez Salinas (ECU)

Junior Male P23


1. Joshua Wang (USA)

Senior Female P22

1. Sandra Celis (PER)

Senior Female P23

1. Amanda Gregg (USA)



virtus
Global Games
Vichy FRANCE 2023



VICHY
2023
VICHY
2023
VICHY
2023
VICHY
2023
VICHY
2023
VICHY
2023
VICHY
2023
VICHY
2023
VICHY
2023

Vichy FRANCE 2023

TENNIS

GLOBAL GAMES VICHY 2023

ORDER OF PLAY lundi 05 juin 2023

Date 05 - 10 juin 2023 City, Country Bellerive-sur-Allier, FRA Website

ORDER OF PLAY TO MONDAY

Starting at 09:00	Women's ii-1 Singles RR1	Natalia BABINSKA (POL)	Carla LENARDUZZI (AUS) [4]	6-3
Starting at 09:00	Women's ii-1 Singles RR1	Dorota KOSTKA (POL)	Shani DAGAN (ISR)	6-0
Starting at 09:00	Women's ii-1 Singles RR1	Anais THOREL (FRA)	Ofir AVISHAY (ISR)	6-0
Starting at 09:00	Women's ii-1 Singles RR1	Andriana PETRAKIS (AUS)	Lily MILLS (GBR)	6-0
Starting at 09:00	Women's ii-1 Singles RR1	Eva BLANC (FRA)	Kelly WREN (AUS) [3]	6-3
Followed by	Men's ii-1 Singles RR1	Oily BEADLE (GBR) [7]	Aurelien VAGNER (FRA)	6-1
Followed by	Men's ii-1 Singles RR1	Lakshmi Niwas Narayan JADALA (IND)	Mateusz STUSINSKI (POL)	6-2
Followed by	Men's ii-1 Singles RR1	Benjamin COULLIER (FRA) [5]	Kamil WYSKIDA (POL)	6-0
Followed by	Women's ii-1 Singles RR1	Elise DELVAS (FRA)	Breanna TUNNY (AUS)	6-4
Followed by	Men's ii-1 Singles RR1	Luke BARKER (AUS)	Kevin MEADE (USA)	6-1
Followed by	Men's ii-1 Singles RR1	Arthur ETCHEBARNE (FRA)	Ilya ZAYD (ISR)	6-1
Followed by	Men's ii-1 Singles RR1	Aidan MOODY (GBR)	Patrick DUPUIS (FRA)	6-1
Followed by	Men's ii-1 Singles RR2	Archie GRAHAM (AUS) [1]	Luke TURNBULL (GBR) [8]	6-1
Followed by	Men's ii-1 Singles RR2	Fabrice HIGGINS (GBR) [1]	Damian PHILLIPS (AUS) [6]	6-1
Followed by	Men's ii-2 Singles RR1	Timothy GOULD (AUS)	Jean Philippe FAIVRE (FRA)	4-0 4-0
Not Before 11:00	Women's ii-1 Singles RR2	Eva BLANC (FRA)	Dorota KOSTKA (POL)	6-0
Not Before 11:30	Women's ii-1 Singles RR2	Natalia BABINSKA (POL)	Ofir AVISHAY (ISR)	6-0
Not Before 11:30	Women's ii-1 Singles RR2	Kelly WREN (AUS) [3]	Shani DAGAN (ISR)	6-0
Not Before 11:30	Women's ii-1 Singles RR2	Hanne LAVREYSEN (BEL) [2]	Andriana PETRAKIS (AUS)	6-1
Followed by	Men's ii-1 Singles RR2	Lakshmi Niwas Narayan JADALA (IND)	Aurelien VAGNER (FRA)	7-5
Followed by	Men's ii-1 Singles RR2	Luke BARKER (AUS)	Kamil WYSKIDA (POL)	6-4
Followed by	Men's ii-1 Singles RR2	Dominic IANNOTTI (GBR) [3]	Benjamin COULLIER (FRA) [5]	6-4
Not before 13:00, Court TBA	Women's ii-1 Singles RR2	Anais THOREL (FRA)	Carla LENARDUZZI (AUS) [4]	6-2
Not Before 14:00	Women's ii-1 Singles RR2	Anna MCBRIDE (GBR) [1]	Elise DELVAS (FRA)	6-1
Not Before 14:00	Men's ii-1 Singles RR2	Oily BEADLE (GBR) [7]	Mitchell JAMES (AUS) [4]	6-3

Last match may be moved	Order of Play released	Tournament Director	Referee
	05 JUN 2023 14:54	L.WHITEHEAD / VIRTUS	Bruno VESPRES

GLOBAL GAMES VICHY 2023

ORDER OF PLAY lundi 05 juin 2023

Date 05 - 10 juin 2023 City, Country Bellerive-sur-Allier, FRA Website

ORDER OF PLAY TO MONDAY

Not Before 15:00	Mixed Doubles ii-1 RR3	Damian PHILLIPS (AUS) / Breanna TUNNY (AUS) [4]	Ilya ZAYD (ISR) / Ofir AVISHAY (ISR) 6-2
Not Before 15:00	Mixed Doubles ii-1 RR1	Kamil WYSKIDA (POL) / Natalia BABINSKA (POL)	Timothy GOULD (AUS) / Hanne LAVREYSE6-3 3EL)
Not Before 15:00	Mixed Doubles ii-1 RR1	Benjamin COULLIER (FRA) / Eva BLANC (FRA)	Aidan MOODY (GBR) / Lily MILLS (GBR) 6-3
Not Before 15:30	Mixed Doubles ii-1 RR1	Arthur ETCHEBARNE (FRA) / Anais THOREL (FRA)	Luke BARKER (AUS) / Andriana PETRAKIS 6-2 S)
Followed by	Men's ii-2 Singles RR1	Hugo BECKMANN (FRA)	Lancelot MICHEL (FRA) 4-5 4-1 10-7
Followed by	Men's ii-3 Singles RR3	Hunter THOMPSON (AUS)	Simon MA (AUS) 6-3 6-1
Followed by	Mixed Doubles ii-1 RR2	Damian PHILLIPS (AUS) / Breanna TUNNY (AUS) [4]	Mateusz STUSINSKI (POL) / Dorota KOSTK6-2 POL)
Followed by	Mixed Doubles ii-1 RR3	Mitchell JAMES (AUS) / Carla LENARDUZZI (AUS) [2]	Kamil WYSKIDA (POL) / Natalia BABINSKA6-1 1L)
Not Before 17:00	Mixed Doubles ii-1 RR2	Archie GRAHAM (AUS) / Kelly WREN (AUS) [2]	Benjamin COULLIER (FRA) / Eva BLANC (F6-3
Not Before 17:00	Mixed Doubles ii-1 RR2	Dominic IANNOTTI (GBR) / Anna MCBRIDE (GBR) [1]	Luke BARKER (AUS) / Andriana PETRAKIS 6-1 S)

Last match may be moved	Order of Play released	Tournament Director	Referee
	05 JUIN 2023 14:54	L.WHITEHEAD / VIRTUS	Bruno VESPRES

GLOBAL GAMES VICHY 2023

ORDER OF PLAY mercredi 07 juin 2023

Date
05 - 10 juin 2023

City, Country
Bellerive-sur-Allier, FRA

Website

PLAY ORDER TO WEDNESDAY

Starting at 09:00	Women's ii-1 Singles QF	Anna MCBRIDE (GBR) [1]	Andriana PETRAKIS (AUS)
Starting at 09:00	Men's ii-1 Singles RR4	Olly BEADLE (GBR) [7]	Lakshmi Niwas Narayan JADALA (IND)
Starting at 09:00	Men's ii-1 Singles RR4	Mitchell JAMES (AUS) [4]	Mateusz STUSINSKI (POL)
Starting at 09:00	Men's ii-1 Singles RR4	Dominic IANNOTTI (GBR) [3]	Kevin MEADE (USA)
Starting at 09:00	Men's ii-1 Singles RR4	Benjamin COULLIER (FRA) [5]	Luke BARKER (AUS)
Followed by	Women's ii-1 Singles QF	Natalia BABINSKA (POL)	Kelly WREN (AUS) [3]
Followed by	Men's ii-1 Singles RR4	Luke TURNBULL (GBR) [8]	Ilya ZAYD (ISR)
Followed by	Men's ii-1 Singles RR4	Archie GRAHAM (AUS) [1]	Arthur ETCHEBARNE (FRA)
Followed by	Women's ii-1 Singles QF	Breanna TUNNY (AUS)	Shani DAGAN (ISR)
Followed by	Men's ii-1 Singles RR4	Damian PHILLIPS (AUS) [6]	Patrick DUPUIS (FRA)
Followed by	Women's ii-1 Singles QF	Elise DELVAS (FRA)	Eva BLANC (FRA)
Followed by	Men's ii-2 Singles RR3	Timothy GOULD (AUS)	Lancelot MICHEL (FRA)
Followed by	Men's ii-3 Singles RR2	Simon MA (AUS)	Yonatan ABARGEL (ISR)
Followed by	Men's ii-2 Singles RR3	Hugo BECKMANN (FRA)	Jean Philippe FAIVRE (FRA)
Followed by	Men's ii-1 Singles RR4	Fabrice HIGGINS (GBR) [1]	Aidan MOODY (GBR)
Not Before 11:30	Women's ii-1 Singles QF	Anais THOREL (FRA)	Hanne LAVREYSEN (BEL) [2]
Not Before 11:30	Men's ii-1 Singles RR5	Mitchell JAMES (AUS) [4]	Aurelien VAGNER (FRA)
Not Before 11:30	Men's ii-1 Singles RR5	Olly BEADLE (GBR) [7]	Mateusz STUSINSKI (POL)
Not Before 11:30	Men's ii-1 Singles RR5	Benjamin COULLIER (FRA) [5]	Kevin MEADE (USA)
Not Before 11:30	Men's ii-1 Singles RR5	Dominic IANNOTTI (GBR) [3]	Kamil WYSKIDA (POL)
Not Before 13:00	Women's ii-1 Doubles RR3	Natalia BABINSKA (POL) / Dorota KOSTKA (POL) [2]	Andriana PETRAKIS (AUS) / Breanna TUNNY (AUS)
Not Before 14:30	Men's ii-1 Doubles RR2	Benjamin COULLIER (FRA) / Arthur ETCHEBARNE (FRA)	Mateusz STUSINSKI (POL) / Kamil WYSKIDA (POL)
Not Before 14:30	Men's ii-1 Doubles RR2	Fabrice HIGGINS (GBR) / Dominic IANNOTTI (GBR) [2]	Luke BARKER (AUS) / Damian PHILLIPS (AUS)
Not Before 14:30	Women's ii-1 Doubles RR2	Carla LENARDUZZI (AUS) / Kelly WREN (AUS) [1]	Eva BLANC (FRA) / Elise DELVAS (FRA)
Not Before 14:30	Men's ii-1 Doubles RR2	Archie GRAHAM (AUS) / Mitchell JAMES (AUS) [1]	Lakshmi Niwas Narayan JADALA (IND) / Kevin MEADE (USA)

Order of Play released	Tournament Director	Referee
06 JUN 2023 17:43	L.WHITEHEAD / VIRTUS	Bruno VESPRES

GLOBAL GAMES VICHY 2023

ORDER OF PLAY mercredi 07 juin 2023

Date
05 - 10 juin 2023

City, Country
Bellerive-sur-Allier, FRA

Website

PLAY ORDER TO WEDNESDAY

Not Before 15:30	Women's ii-1 Singles QF	Lily MILLS (GBR)	Ofir AVISHAY (ISR)
Not Before 16:30	Mixed Doubles ii-1 QF	Dominic IANNOTTI (GBR) / Anna MCBRIDE (GBR) [1]	Mateusz STUSINSKI (POL) / Dorota KOSTKA (POL)
Not Before 16:30	Mixed Doubles ii-1 QF	Mitchell JAMES (AUS) / Carla LENARDUZZI (AUS) [2]	Benjamin COULLIER (FRA) / Eva BLANC (FRA)
Not Before 16:30	Mixed Doubles ii-1 QF	Arthur ETCHEBARNE (FRA) / Anais THOREL (FRA)	Damian PHILLIPS (AUS) [4] / Breanna TUNNY (AUS)
Not Before 16:30	Mixed Doubles ii-1 QF	Kamil WYSKIDA (POL) / Natalia BABINSKA (POL)	Archie GRAHAM (AUS) [2] / Kelly WREN (AUS)

	Order of Play released	Tournament Director	Referee
	06 JUIN 2023 17:43	L.WHITEHEAD / VIRTUS	Bruno VESPRES

GLOBAL GAMES VICHY 2023

ORDER OF PLAY mercredi 07 juin 2023

Date
05 - 10 juin 2023

City, Country
Bellerive-sur-Allier, FRA

Website

PLAY ORDER TO WEDNESDAY

Starting at 09:00	Women's ii-1 Singles QF	Anna MCBRIDE (GBR) [1]	Andriana PETRAKIS (AUS)	4-2 4-0
Starting at 09:00	Men's ii-1 Singles RR4	Olly BEADLE (GBR) [7]	Lakshmi Niwas Narayan JADALA (IND)	6-3
Starting at 09:00	Men's ii-1 Singles RR4	Mitchell JAMES (AUS) [4]	Mateusz STUSINSKI (POL)	6-2
Starting at 09:00	Men's ii-1 Singles RR4	Dominic IANNOTTI (GBR) [3]	Kevin MEADE (USA)	6-0
Starting at 09:00	Men's ii-1 Singles RR4	Benjamin COULLIER (FRA) [5]	Luke BARKER (AUS)	6-2
Followed by	Women's ii-1 Singles QF	Kelly WREN (AUS) [3]	Natalia BABINSKA (POL)	4-1 7-6
Followed by	Men's ii-1 Singles RR4	Luke TURNBULL (GBR) [8]	Ilya ZAYD (ISR)	6-0
Followed by	Men's ii-1 Singles RR4	Archie GRAHAM (AUS) [1]	Arthur ETCHEBARNE (FRA)	6-1
Followed by	Women's ii-1 Singles QF	Breanna TUNNY (AUS)	Shani DAGAN (ISR)	6-1
Followed by	Men's ii-1 Singles RR4	Damian PHILLIPS (AUS) [6]	Patrick DUPUIS (FRA)	6-0
Followed by	Women's ii-1 Singles QF	Eva BLANC (FRA)	Elise DELVAS (FRA)	6-0 5-3
Followed by	Men's ii-2 Singles RR3	Timothy GOULD (AUS)	Lancelot MICHEL (FRA)	4-0 4-0
Followed by	Men's ii-3 Singles RR2	Simon MA (AUS)	Yonatan ABARGEL (ISR)	6-0 6-0
Followed by	Men's ii-1 Singles RR4	Fabrice HIGGINS (GBR) [1]	Aidan MOODY (GBR)	6-2
Not Before 11:30	Women's ii-1 Singles QF	Hanne LAVREYSEN (BEL) [2]	Anais THOREL (FRA)	4-0 4-1
Not Before 11:30	Men's ii-1 Singles RR5	Mitchell JAMES (AUS) [4]	Aurelien VAGNER (FRA)	6-0
Not Before 11:30	Men's ii-1 Singles RR5	Olly BEADLE (GBR) [7]	Mateusz STUSINSKI (POL)	6-2
Not Before 11:30	Men's ii-1 Singles RR5	Benjamin COULLIER (FRA) [5]	Kevin MEADE (USA)	6-0
Not Before 11:30	Men's ii-1 Singles RR5	Dominic IANNOTTI (GBR) [3]	Kamil WYSKIDA (POL)	6-0
Not Before 13:00	Men's ii-2 Singles RR3	Jean Philippe FAIVRE (FRA)	Hugo BECKMANN (FRA)	4-1 4-1
Not Before 14:30	Men's ii-1 Doubles RR2	Benjamin COULLIER (FRA) / Arthur ETCHEBARNE (FRA)	Mateusz STUSINSKI (POL) / Kamil WYSKI[6-0 POL)	
Not Before 14:30	Men's ii-1 Doubles RR2	Fabrice HIGGINS (GBR) / Dominic IANNOTTI (GBR) [2]	Luke BARKER (AUS) / Damian PHILLIPS (#6-3	
Not Before 14:30	Women's ii-1 Doubles RR2	Carla LENARDUZZI (AUS) / Kelly WREN (AUS) [1]	Eva BLANC (FRA) / Elise DELVAS (FRA)	6-2
Not Before 14:30	Men's ii-1 Doubles RR2	Archie GRAHAM (AUS) / Mitchell JAMES (AUS) [1]	Lakshmi Niwas Narayan JADALA (IND) / K[6-0 MEADE (USA)	
Not Before 14:30	Women's ii-1 Doubles RR3	Natalia BABINSKA (POL) / Dorota KOSTKA (POL) [2]	Andriana PETRAKIS (AUS) / Breanna TUN[6-3 AUS)	

Order of Play released	Tournament Director	Referee
07 JUIN 2023 08:44	L.WHITEHEAD / VIRTUS	Bruno VESPRES

GLOBAL GAMES VICHY 2023

ORDER OF PLAY mercredi 07 juin 2023

Date
05 - 10 juin 2023

City, Country
Bellerive-sur-Allier, FRA

Website

PLAY ORDER TO WEDNESDAY

Not Before 15:30	Women's ii-1 Singles QF	Lily MILLS (GBR)	Ofir AVISHAY (ISR)	6-3
Not Before 16:30	Mixed Doubles ii-1 QF	Dominic IANNOTTI (GBR) / Anna MCBRIDE (GBR) [1]	Mateusz STUSINSKI (POL) / Dorota KOSTKA (POL)	4-0
Not Before 16:30	Mixed Doubles ii-1 QF	Benjamin COULLIER (FRA) / Eva BLANC (FRA)	Mitchell JAMES (AUS) / Carla LENARDUZZI (ITA)	4-0 [2]
Not Before 16:30	Mixed Doubles ii-1 QF	Damian PHILLIPS (AUS) [4] / Breanna TUNNY (AUS)	Arthur ETCHEBARNE (FRA) / Anais THOREZ (FRA)	4-0
Not Before 16:30	Mixed Doubles ii-1 QF	Archie GRAHAM (AUS) [2] / Kelly WREN (AUS)	Kamil WYSKIDA (POL) / Natalia BABINSKA (POL)	4-1

	Order of Play released	Tournament Director	Referee
	07 JUIN 2023 08:44	L.WHITEHEAD / VIRTUS	Bruno VESPRES

GLOBAL GAMES VICHY 2023

ORDER OF PLAY jeudi 08 juin 2023

Date 05 - 10 juin 2023 City, Country Bellerive-sur-Allier, FRA Website

PLAYER ORDER TO THURSDAY

Starting at 09:00	Men's ii-1 Singles QF	Fabrice HIGGINS (GBR) [1]	Mitchell JAMES (AUS) [4]	4-2 4-2
Starting at 09:00	Women's ii-1 Singles SF	Carla LENARDUZZI (AUS) [4]	Breanna TUNNY (AUS)	6-4
Starting at 09:00	Men's ii-1 Singles R1	Aurelien VAGNER (FRA)	Ilya ZAYD (ISR)	6-0
Starting at 09:00	Men's ii-1 Singles R1	Patrick DUPUIS (FRA)	Kevin MEADE (USA)	6-2
Starting at 09:00	Women's ii-1 Singles SF	Dorota KOSTKA (POL)	Lily MILLS (GBR)	6-0
Followed by	Men's ii-1 Singles QF	Dominic IANNOTTI (GBR) [3]	Arthur ETCHEBARNE (FRA)	4-2 4-1
Followed by	Women's ii-1 Singles SF	Anna MCBRIDE (GBR) [1]	Kelly WREN (AUS) [3]	4-0 4-0
Followed by	Women's ii-1 Singles 5/8	Anais THOREL (FRA)	Elise DELVAS (FRA)	4-2 4-0
Followed by	Men's ii-1 Singles QF	Aidan MOODY (GBR)	Kamil WYSKIDA (POL)	6-1
Followed by	Men's ii-1 Singles QF	Luke TURNBULL (GBR)	Mateusz STUSINSKI (POL)	6-2
Followed by	Men's ii-1 Singles QF	Benjamin COULLIER (FRA) [5]	Oily BEADLE (GBR) [7]	4-2 4-2
Followed by	Women's ii-1 Singles SF	Eva BLANC (FRA)	Hanne LAVREYSEN (BEL) [2]	1-4 4-1 10-5
Followed by	Women's ii-1 Singles 5/8	Andriana PETRAKIS (AUS)	Natalia BABINSKA (POL)	5-4 4-5 10-3
Not Before 11:30	Men's ii-1 Singles QF	Archie GRAHAM (AUS) [1]	Damian PHILLIPS (AUS) [6]	4-2 4-0
Not Before 11:30	Women's ii-1 Doubles Final	Anna MCBRIDE (GBR) / Lily MILLS (GBR)	Ofir AVISHAY (ISR) / Shani DAGAN (ISR)	6-0
Not Before 11:30	Men's ii-1 Singles QF	Luke BARKER (AUS)	Aurelien VAGNER (FRA)	6-1
Not Before 11:30	Men's ii-1 Singles QF	Lakshmi Niwas Narayan JADALA (IND)	Patrick DUPUIS (FRA)	6-1
Not Before 14:30	Men's ii-1 Doubles RR3	Fabrice HIGGINS (GBR) / Dominic IANNOTTI (GBR) [2]	Benjamin COULLIER (FRA) / Arthur ETCHEBARNE (FRA)	
Not Before 14:30	Women's ii-1 Doubles SF	Eva BLANC (FRA) / Elise DELVAS (FRA)	Andriana PETRAKIS (AUS) / Breanna TUNNY (AUS)	4-0 10-4
Not Before 14:30	Women's ii-1 Doubles SF	Natalia BABINSKA (POL) [2] / Dorota KOSTKA (POL)	Carla LENARDUZZI (AUS) / Kelly WREN (AUS)	4-0 1-4 12-10
Followed by	Men's ii-1 Doubles RR3	Archie GRAHAM (AUS) / Mitchell JAMES (AUS) [1]	Oily BEADLE (GBR) / Luke TURNBULL (GBR)	6-3
After Rest, Not Before 16:30	Mixed Doubles ii-1 SF	Dominic IANNOTTI (GBR) / Anna MCBRIDE (GBR) [1]	Benjamin COULLIER (FRA) / Eva BLANC (FRA)	4-0 4-0
After Rest, Not Before 16:30	Men's ii-1 Doubles RR3	Luke BARKER (AUS) / Damian PHILLIPS (AUS)	Mateusz STUSINSKI (POL) / Kamil WYSKIDA (POL)	6-1 6-0
After Rest, Not Before 16:30	Mixed Doubles ii-1 SF	Timothy GOULD (AUS) / Hanne LAVREYSEN (BEL)	Aidan MOODY (GBR) / Lily MILLS (GBR)	6-2

The last match will be moved	Order of Play released	Tournament Director	Referee
RELEASED ORDER TO PLAY	08 JUN 2023 13:38	L.WHITEHEAD / VIRTUS	Bruno VESPRES

GLOBAL GAMES VICHY 2023

ORDER OF PLAY jeudi 08 juin 2023

Date
05 - 10 juin 2023

City, Country
Bellerive-sur-Allier, FRA

Website

PLAYER ORDER TO THURSDAY

Not Before 18:00	Mixed Doubles ii-1 SF	Archie GRAHAM (AUS) [2] / Kelly WREN (AUS)	Damian PHILLIPS (AUS) / Breanna TUNNY4-1 4-1 [4]
Not Before 18:00	Mixed Doubles ii-1 SF	Luke BARKER (AUS) / Andriana PETRAKIS (AUS)	Ilya ZAYD (ISR) / Ofir AVISHAY (ISR) 6-0
Not Before 18:00	Mixed Doubles ii-1 5/8	Mitchell JAMES (AUS) [2] / Carla LENARDUZZI (AUS)	Mateusz STUSINSKI (POL) / Dorota KOSTKA-2 4-2)
Not Before 18:00	Mixed Doubles ii-1 5/8	Arthur ETCHEBARNE (FRA) / Anais THOREL (FRA)	Kamil WYSKIDA (POL) / Natalia BABINSKA4-2 4-1

The last match will be moved	Order of Play released	Tournament Director	Referee
RELEASED ORDER TO PLAY	08 JUN 2023 13:38	L.WHITEHEAD / VIRTUS	Bruno VESPRES

Bruno VESPRES

Page 2 08/06/2023 18:52:37

www.tournamentsoftware.com
Tennis Tournament Planner

GLOBAL GAMES VICHY 2023

ORDER OF PLAY vendredi 09 juin 2023

Date
05 - 10 juin 2023

City, Country
Bellerive-sur-Allier, FRA

Website

ORDER OF PLAY FOR FRIDAY

Starting at 09:00	Women's ii-1 Singles 5/6	Andriana PETRAKIS (AUS)	Anais THOREL (FRA)	4-1 4-3
Starting at 09:00	Men's ii-1 Singles 5/8	Mitchell JAMES (AUS) [4]	Arthur ETCHEBARNE (FRA)	4-1 4-2
Starting at 09:00	Women's ii-1 Singles 3/4	Breanna TUNNY (AUS)	Lily MILLS (GBR)	6-0
Starting at 09:00	Women's ii-1 Singles Final	Dorota KOSTKA (POL)	Carla LENARDUZZI (AUS) [4]	6-2
Starting at 09:00	Men's ii-1 Singles N-SF	Mateusz STUSINSKI (POL)	Aurelien VAGNER (FRA)	6-4
Followed by	Men's ii-1 Singles SF	Archie GRAHAM (AUS) [1]	Benjamin COULLIER (FRA) [5]	1-4 4-1 10-5
Followed by	Women's ii-1 Singles 7/8	Natalia BABINSKA (POL)	Elise DELVAS (FRA)	5-3 4-1
Followed by	Men's ii-1 Singles SF	Luke TURNBULL (GBR)	Luke BARKER (AUS)	6-3
Followed by	Men's ii-1 Singles N-SF	Patrick DUPUIS (FRA)	Kamil WYSKIDA (POL)	6-3
Followed by	Men's ii-1 Singles SF	Aidan MOODY (GBR)	Lakshmi Niwas Narayan JADALA (IND)	6-2
Followed by	Men's ii-1 Singles SF	Fabrice HIGGINS (GBR) [1]	Dominic IANNOTTI (GBR) [3]	5-4 3-5 10-3
Followed by	Women's ii-1 Doubles 3/4	Carla LENARDUZZI (AUS) / Kelly WREN (AUS) [1]	Andriana PETRAKIS (AUS) / Breanna TUNNY	6-2 7-6(4)
Followed by	Men's ii-1 Singles 5/8	Oily BEADLE (GBR) [7]	Damian PHILLIPS (AUS) [6]	4-0 4-0
Followed by	Men's ii-2 Singles Final	Hugo BECKMANN (FRA)	Lancelot MICHEL (FRA)	7-5 6-1
Not Before 11:30	Women's ii-1 Singles 5/6	Ofir AVISHAY (ISR)	Shani DAGAN (ISR)	6-1
Not Before 11:30	Men's ii-1 Singles W-Final	Kevin MEADE (USA)	Ilya ZAYD (ISR)	7-5
Starting at 15:00	Men's ii-3 Singles Final	Hunter THOMPSON (AUS)	Simon MA (AUS)	6-2 6-4
Not Before 13:30	Men's ii-1 Doubles SF	Archie GRAHAM (AUS) / Mitchell JAMES (AUS) [1]	Luke BARKER (AUS) / Damian PHILLIPS	#5-3 4-0
Followed by	Men's ii-2 Singles Final	Timothy GOULD (AUS)	Jean Philippe FAIVRE (FRA)	6-0 6-0
Followed by	Women's ii-1 Doubles Final	Eva BLANC (FRA) / Elise DELVAS (FRA)	Natalia BABINSKA (POL) / Dorota KOSTKA	6-2 2-6 10-5
Not Before 15:00	Mixed Doubles ii-1 3/4	Aidan MOODY (GBR) / Lily MILLS (GBR)	Ilya ZAYD (ISR) / Ofir AVISHAY (ISR)	6-4
Not Before 15:00	Men's ii-1 Doubles SF	Mateusz STUSINSKI (POL) / Kamil WYSKIDA (POL)	Lakshmi Niwas Narayan JADALA (IND) / K	6-1 MEADE (USA)
Not Before 16:00	Mixed Doubles ii-1 5/6	Mitchell JAMES (AUS) / Carla LENARDUZZI (AUS) [2]	Arthur ETCHEBARNE (FRA) / Anais THOREL (FRA)	

RELEASED	Order of Play released	Tournament Director	Referee
	09 JUN 2023 15:25	L.WHITEHEAD / VIRTUS	Bruno VESPRES

GLOBAL GAMES VICHY 2023

ORDER OF PLAY vendredi 09 juin 2023

Date
05 - 10 juin 2023

City, Country
Bellerive-sur-Allier, FRA

Website

ORDER OF PLAY FOR FRIDAY

After Rest, Time TBA	Mixed Doubles ii-1 Final	Luke BARKER (AUS) / Andriana PETRAKIS (AUS)	Timothy GOULD (AUS) / Hanne LAVREYSE4-0 4-1
After Rest, Not Before 16:00	Men's ii-1 Doubles SF	Fabrice HIGGINS (GBR) [2] / Dominic IANNOTTI (GBR)	Oily BEADLE (GBR) / Luke TURNBULL (GBI5-3 4-0
After Rest, Time TBA	Mixed Doubles ii-1 Final	Dominic IANNOTTI (GBR) / Anna MCBRIDE (GBR) [1]	Archie GRAHAM (AUS) [2] / Kelly WREN (#6-1 6-1
After Rest, Time TBA	Mixed Doubles ii-1 3/4	Benjamin COULLIER (FRA) / Eva BLANC (FRA)	Damian PHILLIPS (AUS) [4] / Breanna TUI6-3 6-1 IS)

RELEASED	Order of Play released	Tournament Director	Referee
	09 JUN 2023 15:25	L.WHITEHEAD / VIRTUS	Bruno VESPRES

Bruno VESPRES

Page 2 09/06/2023 19:37:12

www.tournamentsoftware.com
Tennis Tournament Planner

GLOBAL GAMES VICHY 2023

ORDER OF PLAY samedi 10 juin 2023

Date 05 - 10 juin 2023 City, Country Bellerive-sur-Allier, FRA Website

ORDER PLAY FOR SATURDAY

Starting at 09:00	Men's ii-1 Singles 7/8	Arthur ETCHEBARNE (FRA)	Damian PHILLIPS (AUS) [6]	2-4 5-3 13-11
Starting at 09:00	Men's ii-1 Singles 3/4	Dominic IANNOTTI (GBR) [3]	Benjamin COULLIER (FRA) [5]	6-4 2-6 12-10
Starting at 09:00	Men's ii-1 Singles N-Final	Patrick DUPUIS (FRA)	Mateusz STUSINSKI (POL)	6-2
Starting at 09:00	Men's ii-1 Singles NW-Final	Aurelien VAGNER (FRA)	Kamil WYSKIDA (POL)	6-2
Starting at 10:00	Men's ii-1 Singles Final	Archie GRAHAM (AUS) [1]	Fabrice HIGGINS (GBR) [1]	6-3 7-5
Followed by	Men's ii-1 Singles NE-Final	Luke BARKER (AUS)	Lakshmi Niwas Narayan JADALA (IND)	6-0
Followed by	Men's ii-1 Singles 5/6	Oilly BEADLE (GBR) [7]	Mitchell JAMES (AUS) [4]	4-1 4-2
Followed by	Men's ii-1 Singles Final	Aidan MOODY (GBR)	Luke TURNBULL (GBR)	7-5
Followed by	Women's ii-1 Singles Final	Anna MCBRIDE (GBR) [1]	Eva BLANC (FRA)	6-3 6-3
After Rest, Time TBA	Men's ii-1 Doubles Final	Benjamin COULLIER (FRA) / Arthur ETCHEBARNE (FRA)	Mateusz STUSINSKI (POL) / Kamil WYSKIDA (POL)	6-3 6-2
After Rest, Time TBA	Women's ii-1 Singles 3/4	Hanne LAVREYSEN (BEL) [2]	Kelly WREN (AUS) [3]	6-3 6-2
After rest, Court & Time TBA	Men's ii-1 Doubles Final	Fabrice HIGGINS (GBR) [2] / Dominic IANNOTTI (GBR)	Archie GRAHAM (AUS) / Mitchell JAMES (A6-0 7-5	
After Rest, Time TBA	Mixed Doubles ii-1 7/8	Mateusz STUSINSKI (POL) / Dorota KOSTKA (POL)	Kamil WYSKIDA (POL) / Natalia BABINSKANot Played	
Followed by	Men's ii-1 Doubles 3/4	Oilly BEADLE (GBR) / Luke TURNBULL (GBR)	Luke BARKER (AUS) / Damian PHILLIPS (A6-1 6-2	

SCHEDULE RELEASED AT 8:00	Order of Play released	Tournament Director	Referee
	09 JUN 2023 19:39	L.WHITEHEAD / VIRTUS	Bruno VESPRES