


west elm



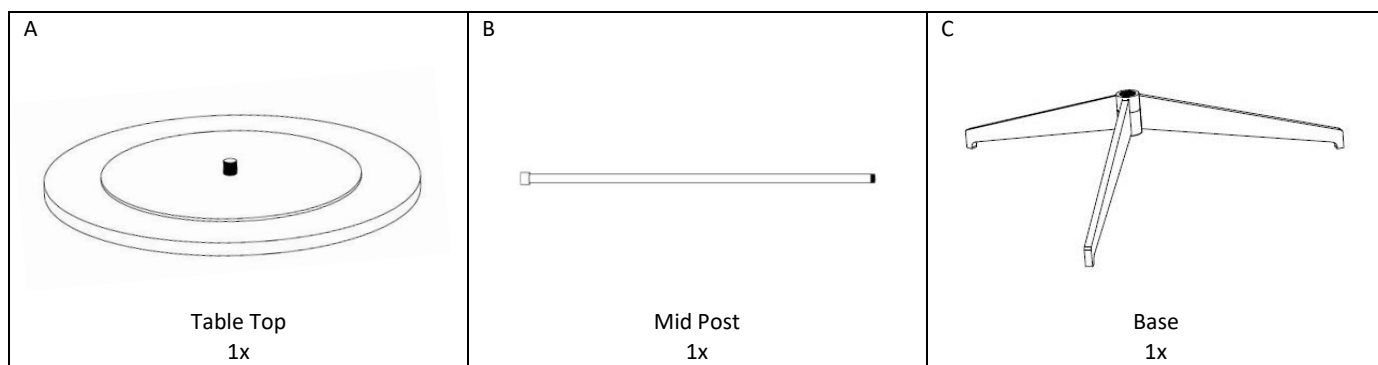
Laurence Drink Table

- ! Do not throw away packaging materials until assembly is complete.
- ! Assemble this item on a soft surface, such as cardboard or carpet, to protect finish.
- ! Proper assembly of this item requires 2 people.

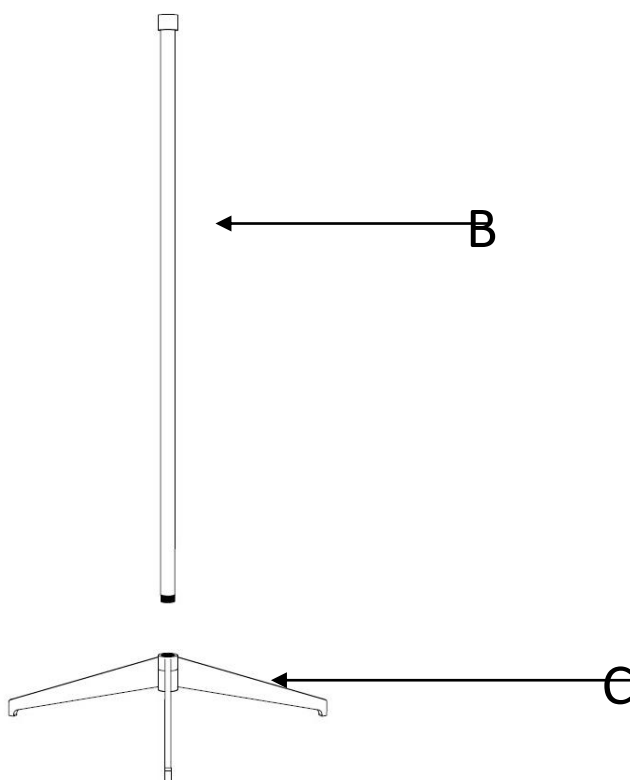
CARE INSTRUCTIONS

Parts may loosen overtime. Periodically check that all connections are tight. Wipe with a soft, dry cloth. To protect finish, avoid the use of chemicals and household cleaners.

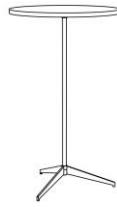
Parts



1. Tighten the mid post (B) to the Base (C) in the CW direction as shown below. Make sure that the mid post tightened fully with base.



west elm



Laurence Drink Table

2. Tighten the table top (A) to the upper part of mid post (B) in CW direction as shown below.

