

# POTTERY BARN

## Belle Table Lamp Base

### Important Safety Instructions:

- These instructions are provided for your safety. It is important that they are read carefully and completely.
- This fixture has been rated for up to (1) 100-watt maximum 3-way Type A bulb (not included). To avoid the risk of fire, do not exceed the recommended wattage.

### To Assemble:

1. Harp is packed separately. Press its legs and fit into the base. Secure by sliding caps down over base.
2. Fix a shade (not included) over the harp. Secure with finial.

### Shade Dimensions: (refer to figure 2)

Use only a round open top and open bottom shade with minimum dimensions as explained below:

Top opening of shade:

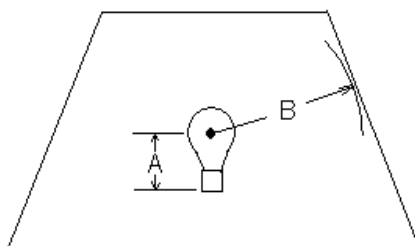
Minimum 4 inch diameter is required for proper ventilation.

Lamp centerline length (dimension "A"):

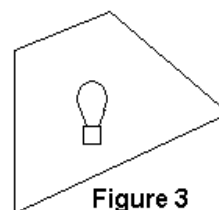
Minimum 3.25 inch for 100 W bulb.

Lamp to shade spacing (dimension "B"):

Minimum 3.5 inch for 100 W bulb.

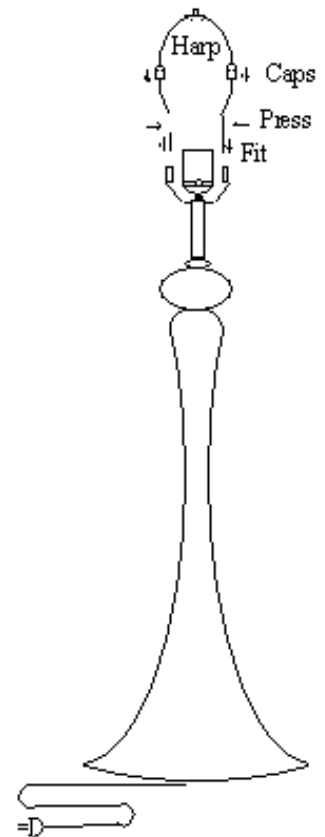
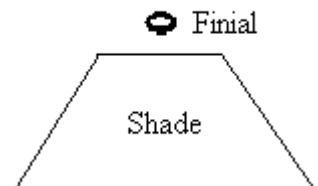


**Figure 2**



**Figure 3**  
Do not use shade  
in tilted position.

**Figure 1**



### Care Instructions:

- Wipe clean using a soft, dry cloth or static duster.
- Avoid the use of harsh chemicals and abrasives to clean fixture as they may damage the finish.

thank you for your purchase  
stores | catalog | [www.potterybarn.com](http://www.potterybarn.com)