

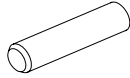
P O T T E R Y B A R N

london modular base (set of 4)

- Please read all instructions before beginning assembly. Save all packing materials until mounting is complete to avoid accidentally discarding smaller parts or hardware. Keep all parts and plastic bags out of the reach of children.
- For safety and ease of assembly, installation is recommended using two people.

Hardware included:

(1) Steel dowel – 4pcs



(2) Spring washer – 4pcs



(3) Pan washer – 4pcs



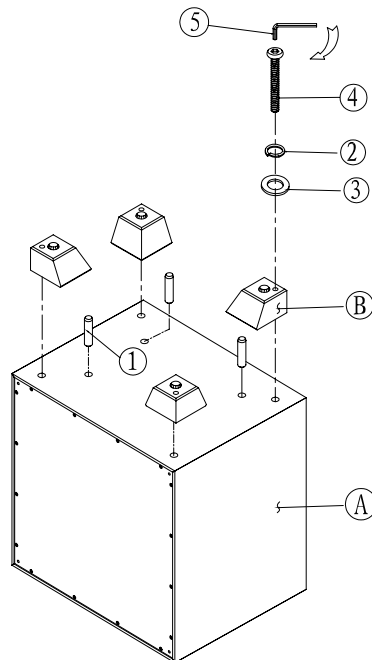
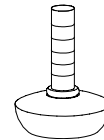
(4) Allen bolt – 4pcs



(5) Allen key – 1pc



(6) Leveler – 4pcs (Pre-installed)



Installation Instruction:

1. Insert steel dowels to the corresponding holes pre-drilled on bottom of cubby.
2. Attached feet to the bottom of the cubby and make sure to align the top holes of each foot with the corresponding steel dowel. Push down to secure.
3. Thread the Allen bolt through spring washer and pan washer as shown then fasten bolt to the feet with provided Allen key.

Leveler Installation Instruction:

The levelers are pre-installed on the feet and may be adjusted to help ensure cubby is level. Turn counter-clockwise to increase height, clockwise to decrease height.

Care Instruction:

Wipe cabinet and feet with a soft, dry cloth. Avoid cleaners and abrasives as they may damage finish.

thank you for your purchase

SKU#7492861