


FOREO



LUNA™ fofo

SMART FACIAL
CLEANSING &
MASSAGING BRUSH



FULL USER MANUAL



GETTING STARTED

Congratulations on taking the first step toward discovering smarter skincare by acquiring the LUNA™ fofo. Before you begin to enjoy all the benefits of sophisticated skincare technology in the comfort of your home, please take a few moments to carefully read the instructions in this manual.

Please READ ALL INSTRUCTIONS BEFORE USE and utilize this product only for its intended use as described in this manual.

⚠️ **WARNING:** No modification of this equipment is allowed.

LUNA™ fofo OVERVIEW

LUNA™ fofo knows exactly what your skin needs at all times, so you can get the most out of every cleanse. Using advanced skin sensors and Bluetooth technology, LUNA™ fofo analyzes the skin condition and moisture level in each zone of the face to create a personalized skin profile that is sent straight to the FOREO app. Take the skin quiz to determine your skin type and true skin age, and then enjoy a customized cleansing and massaging routine that automatically syncs with the device.

GETTING TO KNOW YOUR LUNA™ fofo

THICKER TOUCH POINTS

Provide a deep precision cleaning of areas such as T-zone

THINNER TOUCH POINTS

Gently cleanses and massages sensitive or normal skin and larger areas like cheeks

EXTRA SOFT & HYGIENIC SILICONE

35x more hygienic than nylon bristles and suitable for all skin types



24K GOLD PLATED SKIN SENSORS

Measure 1,000 units per second to assess hydration levels in each face zone

FOFO HANDS

Playfully embossed to make sure you're always camera ready

INDICATOR LIGHT

Flashes to indicate when device is on and Bluetooth has been activated

UNLOCK YOUR DEVICE

Before first use, download the FOREO For You mobile app to unlock and register your device. Follow these simple steps;

1. Download the FOREO For You app on your mobile phone
2. Log in to your account or sign up for a new one
3. Add device (on the top of your screen)
4. Choose device series
5. Press and hold the Power button to connect your device to the mobile app
6. Fill in the purchase information

And your device is ready to use!

www.foreo.com/app



FOREO FOR YOU MOBILE APP



FOREO For You mobile app offers instructions on how to use and take care of your LUNA™ fofo, control settings, measure your skin moisture levels, and find your device in case you've misplaced it.



SETTINGS

Set your cleansing preferences and device will remember them for offline use;

Adjust the cleansing duration up to 240s and up to 10 intensities of T-Sonic™ pulsations, separately for each quadrant of your face - both cheeks, forehead, and jawline.



MEASURE YOUR SKIN

This feature is great for quick and easy measurement - simply press and hold the skin sensors on the back of the device to start measuring. After 10 seconds App will show your skin moisture levels and automatically create your personalized cleansing routine which can be saved to your device for your next cleanse.



ADVANCED MEASUREMENT

Advanced measurement allows you to receive a more in-depth analysis of your skin's moisture levels with measurement of 4 areas of your face- both cheeks, forehead, and jawline.

Press and hold the skin sensors for 10 seconds on each face area. When the app indicates, proceed to the next area. The App will show your skin moisture levels and automatically create your personalized cleansing routine which can be saved to your device for your next cleanse.

Start Cleansing features the Mirror mode, which allows you to use your mobile device as a mirror while performing the cleansing.

HOW TO USE YOUR LUNA™ fofu:

PHASE 1: ANALYSIS

A 360-degree skin analysis reveals new insights into your complexion, which help optimize your daily skincare regimen.


- 1 Open the FOREO app on your mobile device and turn on your Bluetooth.
- 2 Turn on LUNA™ fofu by holding the center button until the light starts blinking, indicating the Bluetooth is connected and your device is ready to begin the skin analysis.
- 3 Press and hold the skin sensors to the face areas according to the instructions in the app.
- 4 The FOREO app will analyze your skin's moisture index and skin age and then sync a customized cleansing routine to your device.




PHASE 2: CLEANSE

Based on your personal skin profile, LUNA™ fofu will provide a customized cleansing and massaging routine that syncs automatically through the FOREO app.

- 1 Remove all makeup, dampen skin and then apply your FOREO cleanser.
- 2 Follow instructions in the app to activate your customized cleansing routine.
- 3 Cleanse using circular movements on cheeks and forehead, gliding up and down the nose. Based on your customized routine, LUNA™ fofu will pause to tell you when to move to the next area of your face.
- 4 Press and hold button for 3 seconds to turn off device.
- 5 Rinse and pat your face dry.
- 6 Apply other skincare products, if any.



 For the most accurate readings, make sure the device is completely dry and both sensors are placed flat and firmly on the skin. Remember to always take your readings at the same time each day.

*For best results, take your skin reading once every 2 weeks at the same time of day or when traveling to a new environment.

CLEANING YOUR LUNA™ fofo

Always clean LUNA™ fofo thoroughly after use. Wash the brush surface with water and soap, then rinse with warm water. Avoid using clay-based, silicone-based or grainy cleansers, exfoliators or scrubs, as they may damage LUNA™ fofo's soft silicone touch-points. Pat dry with a lint-free cloth or towel. After use, we recommend spraying the device with FOREO Silicone Cleaning Spray and rinsing with warm water for optimal results.

NOTE: Never use cleaning products containing alcohol, petrol or acetone, as they may irritate the skin and damage the silicone.

COMPLEMENTARY PRODUCTS



Micro-Foam Cleanser

This creamy cleanser transforms into delicate micro-bubbles that lift impurities from deep within pores, gently purify skin, and remove excess oil. Its special formula, containing skin-replenishing amino acids and vitamin E, helps moisturize and protect your skin so it's left feeling soft and looking vibrant.

DERMATOLOGIST TESTED - FRAGRANCE-FREE - VEGAN - CRUELTY-FREE

IMPORTANT FOR OPTIMUM SAFETY:

- If you have a skin condition or any medical concerns, please consult a dermatologist before use.
- Cleansing with LUNA™ fofo should be comfortable – if you experience discomfort, discontinue use immediately and consult a physician.
- Exercise particular care when cleansing the under-eye regions and do not bring the device into contact with the eyelids or eyes themselves.
- For hygienic reasons, we do not recommend sharing your LUNA™ fofo with anyone else.
- Avoid leaving your LUNA™ fofo in direct sunlight and never expose it to extreme heat or boiling water.
- Close supervision is necessary when this device is used by, on, or near children, as well as those with reduced physical and mental abilities. This device cannot be used, played with, cleaned or maintained by children and persons with reduced physical, sensory or mental capabilities, or lack of experience and knowledge.
- Discontinue use if this product appears damaged in any way. This product contains no serviceable parts.
- If the appliance is to be stored unused for a long period of time, the batteries should be removed.
- Exhausted batteries are to be removed from the appliance and safely disposed of. Non-rechargeable batteries should not be recharged, and different types of batteries or new and used batteries should not be mixed.
- All batteries should be inserted with the correct polarity. The supply terminals are not to be short-circuited.
- Given the efficiency of the FOREO cleansing and massaging routine, we recommend that you do not use LUNA™ fofo for more than 3 minutes at a time.
- Use this device only for its intended use as described in this manual. If you do not find the answer to your specific question, or if you have any other questions regarding the device's operation, please visit foreo.com/support.

TROUBLESHOOTING

Precautions to be taken in the event of changes in the performance of LUNA™ fofo

If LUNA™ fofo cannot be switched off and/or interface buttons do not respond:

- Device is not responding. Press power button once to restart the device (holding the button starts Bluetooth search).

If LUNA™ fofo is not picking up your skin during the skin analysis:

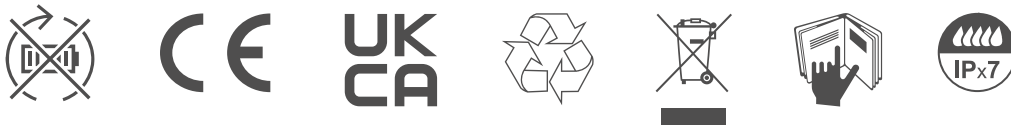
- Make sure the device is completely dry and then restart the device.
- Be sure to firmly press both sensors flat on skin.

If LUNA™ fofo won't sync to the FOREO app:

- Ensure that your device is fully charged and that your Bluetooth is turned on.
- Switch your Bluetooth off and then on again to try reconnecting.
- Close the FOREO app and then reopen it to start the process over.
- Delete and reinstall the application - perhaps the application simply needs to be updated.
- After deleting and reinstalling the application, make sure to restart your phone.
- Delete your phone's cookies and cache memory
- Ensure that your mobile's operating system has been updated to the latest version.

DISPOSAL INFORMATION

Disposal of old electronic equipment (applicable in the EU and other European countries with separate waste collection systems).



The crossed-out dustbin symbol indicates that this device should not be treated as household waste, but rather be brought to the appropriate collection point for recycling of electrical and electronic equipment. By ensuring this device is disposed of correctly, you will help prevent the potential negative consequences for the environment and human health which could be caused by inappropriate waste handling of the product. The recycling of materials will also help conserve natural resources.

For more information about the recycling of your device, please contact your local household waste disposal service or your place of purchase.

SPECIFICATIONS

MATERIALS:	Body-safe silicone & ABS
COLOR:	Pearl Pink/Fuchsia/Aquamarine/Sunflower Yellow/Midnight/Mint/Purple
SIZE:	70 x 66 x 38mm
WEIGHT:	70 g
BATTERY:	2 AAA batteries
USAGE:	Up to 400 uses
STANDBY:	180 days
FREQUENCY:	150 Hz
MAX NOISE LEVEL:	<50 dB
INTERFACE:	1-button

Disclaimer: Users of this device do so at their own risk. Neither FOREO nor its retailers assume any responsibility or liability for any injuries or damages, physical or otherwise, resulting, directly or indirectly, from the use of this device. Further, FOREO reserves the right to revise this publication and to make changes from time to time in the contents thereof without obligation to notify any person of such revision or changes.

Any changes or modifications not expressly approved by the party responsible for compliance could void the user's authority to operate the equipment. This device complies with part 15 of the FCC Rules. Operation is subject to the following two conditions:

- (1) This device may not cause harmful interference.
- (2) This device must accept any interference received, including interference that may cause undesired operation.

RF exposure statement: This equipment complies with FCC radiation exposure limits set forth for an uncontrolled environment. The device has been evaluated to meet general RF exposure requirement. The device can be used in portable exposure condition without restriction.

Model may be changed for improvements without notice.

FREQUENTLY ASKED QUESTIONS

BASICS

1. WHAT SHOULD I DO AFTER I RECEIVE MY LUNA™ fofo DEVICE?

Congratulations on discovering smarter skincare! First things first - download the FOREO For You app for free to unlock and register your device.

2. WHAT COMES WITH MY LUNA™ fofo DEVICE?

1 LUNA™ fofo Device, 1 User Manual, & 1 Quick Start Guide.

3. HOW DO I TURN MY LUNA™ fofo DEVICE ON AND OFF?

Press the power button on your LUNA™ fofo device to turn it on, and hold it for 3 seconds to turn off the device. After completing a pre-set routine, the device will turn off automatically.

4. WHY IS MY LUNA™ fofo NOT ACTIVATING WHEN I PRESS THE UNIVERSAL BUTTON?

If your LUNA™ fofo is not activating when pressing the universal button, it means your battery is empty.

5. IS LUNA™ fofo WATERPROOF?

Yes, LUNA™ fofo is waterproof! Please don't forget to thoroughly clean your device after use, and then pat dry with a lint-free cloth or towel.

6. WHAT HAPPENS IF THE SKIN SENSORS GET WET?

LUNA™ fofo is completely waterproof, and can even be used in the shower. However, for the most accurate results when conducting your skin analysis, make sure that both the device and your skin are completely dry before use.

7. WHAT MAKES MY LUNA™ fofo MORE EFFECTIVE THAN CLEANSING DEVICES WITH NYLON BRISTLES?

Unlike nylon bristles, silicone bristles are non-porous, meaning they are resistant to bacterial buildup and 35x more hygienic than standard nylon brushes. With the help of T-Sonic™ pulsations, the soft silicone bristles remove 99.5% of dirt, oil, and makeup residue.

8. WHAT IS T-SONIC™ TECHNOLOGY?

The high-efficiency motor that powers your LUNA™ fofo is capable of providing more than 8,000 revolutions/minute. This high-speed movement generates subtle oscillations, which we refer to as T-Sonic pulsations. The 'T' in T-Sonic™ is short for transdermal - so named because these pulsations travel through the outer layers of skin, working to stimulate blood flow and loosen impurities trapped within pores.

THE APP

9. WHY DO I HAVE TO DOWNLOAD THE APP BEFORE USING LUNA™ fofo?

All app-enabled FOREO products need to be activated and unlocked via the FOREO For You App the first time they turn them on. This helps us protect against fake/copied FOREO products.

10. HOW DO I PAIR MY LUNA™ fofo DEVICE WITH THE FOREO APP?

Download the FOREO For You app to your smartphone or tablet and turn on Bluetooth. Press the universal button on your device once to turn it on. A blinking white light indicates your device is in pairing mode. Follow the instructions in the app to register and pair your LUNA™ fofo device.

11. DOES LUNA™ fofo WORK WITHOUT THE APP?

Yes! The App helps you manage your device settings, but you can use LUNA™ fofo manually. Simply press the power button to start the cleansing mode, and quickly double-press it to access the Glow Boost mode.

12. I CAN'T REGISTER MY DEVICE OR MY DEVICE KEEPS DISCONNECTING. WHAT SHOULD I DO?

Follow the steps to troubleshoot the FOREO For You application:

- 1) Delete and reinstall the application - perhaps the application simply needs to be updated.
- 2) Ensure that your mobile's operating system has been updated to the latest version (ensure that your mobile phone is running the latest software update).
- 3) After deleting and reinstalling the application, make sure to restart your phone.
- 4) Delete your phone's cookies and cache memory.
- 5) Ensure that your device is fully charged and that your Bluetooth is turned on.

USING LUNA™ fofo

13. HOW OFTEN CAN I USE MY LUNA™ fofo DEVICE?

LUNA™ fofo devices are safe and gentle enough to use every day, either morning or night. We recommend using your LUNA™ fofo any time your skin needs a deeper cleanse.

14. HOW LONG CAN I USE IT PER DAY?

Given the efficiency of cleansing, we recommend that you do not use LUNA™ fofo for more than 3 minutes per day.

15. HOW OFTEN SHOULD I CONDUCT MY SKIN ANALYSIS?

For best results, we recommend conducting your skin analysis once a week at the same time of day each time, or when traveling to a new environment.

16. WHY IS MY LUNA™ fofo NOT PICKING UP/REGISTERING SKIN DURING MY SKIN ANALYSIS?

Make sure the device is completely dry and then restart the device. Be sure to firmly press both sensors flat on the skin.

17. WHY IS SKIN MOISTURE SO IMPORTANT?

Skin moisture acts as a protective barrier to stop the skin from becoming tight and dry. It also prevents bacteria growth and promotes skin cell regeneration and elasticity. After analyzing your skin's moisture levels, the app will create a customized cleansing routine perfectly tailored to your skin needs and will sync it to your device - ensuring that you always have healthy, hydrated, and glowing skin.

18. IS MY LUNA™ fofo SUITABLE FOR ALL SKIN TYPES?

Yes, LUNA™ fofo is specifically designed to be suitable for all skin types. LUNA™ fofo features a 2-zone brush head, with thinner ultra-soft and gentle touchpoints to deeply yet delicately cleanse normal and sensitive skin types, and thicker touchpoints with increased curvature and thickness provides a deep cleanse for problematic areas such as the T-zone.

19. CAN I SHARE MY LUNA™ fofo WITH OTHER PEOPLE, SUCH AS FAMILY MEMBERS?

For hygiene reasons, we do not recommend sharing your LUNA™ fofo with anyone else.

20. CAN LUNA™ fofo BE USED FOR REMOVING MAKEUP?

All make-up should be removed before doing the cleansing routine with any of our devices.

21. HOW HARD SHOULD I PRESS WHEN I MOVE MY LUNA™ fofo?

There is no need to use any pressure when using LUNA™ fofo. Gently cleanse your face using circular movements on the cheeks and forehead, gliding up and down the nose.

22. CAN I USE FOREO LUNA™ fofo AROUND THE EYE AREA?

Yes, you can use your LUNA™ fofo around the eye area. When doing so, please exercise particular care in the under-eye regions and do not bring the device into contact with the eyelids or eyes themselves.

23. HOW DO I ADJUST THE INTENSITY OF THE T-SONIC™ PULSATIONS?

LUNA™ fofo is designed with 10 different cleansing intensities for your selection, you need to connect your device to the FOREO app via Bluetooth to adjust and select your preferred user setting.

24. HOW DO I ACCESS THE GLOW BOOST MODE?

Simply double-press the power button to activate the Glow Boost mode. To select your preferred settings, connect your device to the FOREO app via Bluetooth and choose between Low, Medium, or High intensity of T-Sonic™ pulsations.

25. WHAT KIND OF FACIAL CLEANSER CAN I USE?

You can use the cleanser of your preference as long as it does not contain an ingredient that can damage the silicone of your device. Please avoid using clay-based, silicone-based or grainy cleansers, exfoliators, or scrubs, as they may damage the device's soft silicone touchpoints. For best results, we recommend using FOREO Micro-Foam Cleanser.

26. CAN I USE LUNA™ fofo IF I HAVE SKIN CONDITIONS SUCH AS ECZEMA OR IF I HAVE HAD A COSMETIC PROCEDURE SUCH AS BOTOX?

We suggest that anyone who suffers from a serious skin condition or has undergone a cosmetic procedure consults their physician or skincare professional before using the device.

27. CAN I USE MY LUNA™ fofo DURING PREGNANCY?

Yes, LUNA™ fofo is safe to use while pregnant or breastfeeding.

©2024 FOREO AB. ALL RIGHTS RESERVED.

EU DISTR.: FOREO AB, KARLAVÄGEN 41, 114 31 STOCKHOLM, SWEDEN.

US DISTR.: FOREO INC., 1525 E PAMA LANE, LAS VEGAS, NV 89119, USA.

AUS DISTR.: 6 PROHASKY STREET, PORT MELBOURNE, VIC, 3207 AUSTRALIA.

DESIGNED AND DEVELOPED BY FOREO SWEDEN.

MANUFACTURED FOR FOREO AB.

WWW.FOREO.COM