


FOREO



ISSA™ mini 2
sensitive

BIG INNOVATION
IN A SMALL TOOTHBRUSH





FULL USER MANUAL

GETTING STARTED

Congratulations on taking the first step toward a whiter and brighter smile by acquiring this ISSA mini 2 *sensitive*. Before you begin to enjoy all the benefits of sophisticated and stylish dental care in the comfort of your home, please take a few moments to look through this manual.

INTENDED USE: For in-home use, to promote overall oral hygiene by cleaning your teeth and gums.

Please **READ ALL INSTRUCTIONS BEFORE USE** and utilize this product only for its intended use as described in this manual.

⚠ WARNING: No modification of this equipment is allowed.

ISSA mini 2 *sensitive* OVERVIEW

Applying Sonic Pulse technology, a 3D flexible brush head and **2X the power**, the ISSA mini 2 *sensitive* is tough on plaque but gentle enough for even the most sensitive teeth and gums. Your compact oral-care device encourages a 2-minute brushing routine and use of the toothbrush every 12 hours through its playful design and smile-worthy features. With an exceptionally long battery life, a 1-hour USB charge powers your trendy toothbrush for up to **265 days!**

GETTING TO KNOW YOUR ISSA mini 2 *sensitive*



FEATURES

ON/OFF Button:

- Press once to turn on, once to turn off
- After 3 minutes, your ISSA mini 2 *sensitive* will automatically turn off to prevent overuse

Smile Helpers:

- "Glee" appears when you've completed a full 2-minute brushing routine
- "Glum" appears when you haven't brushed for more than 12 hours

Sensitive Brush Head - Soft silicone bristles for a more gentle brushing experience

Ultra-Hygienic Silicone Body - Nonporous to prevent bacteria build-up

Indicator Light - Tells you when to switch to a new quadrant of the mouth & when to charge

Charging Port - Seals the device making it 100% waterproof and usable in the shower

USB Charger - Charge anytime, anywhere with the USB cable

HOW TO USE YOUR ISSA mini 2 *sensitive*

Don't change your brushing routine, just your toothbrush!



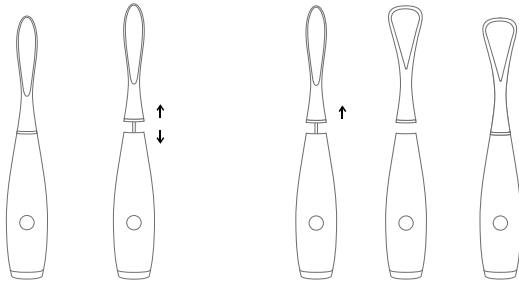
- 1. Apply Toothpaste** - Use the suggested amount of your favorite toothpaste. For best results, we recommend using FOREO *naturals* Smile Perfecting Toothpaste.
- 2. Brush** - Press the center button to turn on your ISSA mini 2 *sensitive*. Brush your teeth using wide circular motions and light pressure for 2 minutes. ISSA mini 2 *sensitive* will prompt you to brush a new quadrant of the mouth every 30 seconds.
- 3. Rinse** - Turn off your device by pressing the center button. Rinse your mouth, and clean your ISSA mini 2 *sensitive* under running water. Repeat twice a day for a fresher, brighter smile!
- 4. Tongue Cleaner (Optional Attachment)** - For a full-mouth clean, replace your brush head with the tongue cleaner, and use vertical strokes to gently scrub the tongue.

CAUTION: If you experience any discomfort when using your FOREO device, discontinue use immediately and consult a physician. If you find any blood on the brush surface, please clean the device with soap and water.

CLEANING YOUR ISSA mini 2 sensitive

Clean the device after each use by rinsing the brush with warm water while running your fingers through the bristles. We recommend using FOREO Silicone Cleaning Spray on the body of your ISSA mini 2 sensitive and rinsing with warm water afterwards for optimal results. Allow device to air-dry. We do not recommend placing the ISSA mini 2 sensitive in a UV sanitation case.

NOTE: Never use cleaning products containing alcohol, petrol or acetone. Avoid using toothpastes with bleach on your device.



REPLACING YOUR ISSA mini 2 sensitive BRUSH HEAD- PULL OFF, PUSH ON

All ISSA brush heads are compatible with the ISSA 2 range.

To replace a brush head, make sure your ISSA mini 2 sensitive is turned off, and lift the brush head straight up to detach. With the bristles of the replacement head facing forward, align its center hole with the metal dowel and push down to attach securely.

For maximum effectiveness, we recommend changing your ISSA mini 2 sensitive brush head once per year. Each ISSA mini 2 brush head lasts 6 months and the Tongue Cleaner lasts up to 1 year.

You can order brush heads on www.foreo.com or by contacting the nearest authorized FOREO retailer.

CHARGING YOUR ISSA mini 2 sensitive

If the power of pulsations seems to diminish or the indicator light begins to blink, it's time to charge your device. Connect the USB charging cord to any outlet for 1 hour. When the indicator light stops blinking, your ISSA mini 2 sensitive is fully charged.

CAUTION: Before charging, make sure the charging port and charger are free of water and toothpaste residue. Do NOT use your FOREO device while charging, and do NOT charge for more than 24 hours. Only use the FOREO - provided USB charging cable.

IMPORTANT

FOR OPTIMUM SAFETY:

- Consult your physician prior to using the ISSA mini 2 sensitive if you have medical concerns.
- If you are undergoing treatment for any oral condition, consult your dental professional prior to use.
- If you experience any discomfort when using your FOREO device, discontinue use immediately and consult a physician.
- Avoid leaving your device in direct sunlight and never expose it to extreme heat or boiling water.
- This device is not intended for children under the age of 5. Close supervision is necessary when this device is used by, on, or near children. Proper supervision and instructions for safe use should be given to children, as well as those with reduced physical and mental abilities.
- Children should not be allowed to play with the device.
- Discontinue use if this product appears damaged in any way (brush head, handle, charger). This product contains no serviceable parts.
- To avoid the risk of electric shock, this equipment must only be connected to a supply mains with protective earth.
- Never use the device if it is damaged.

TROUBLESHOOTING

Precautions to be taken in the event of changes in the performance of the ISSA mini 2 sensitive.

The ISSA mini 2 sensitive is not activated when pressing the center button?

- Battery is empty. Recharge your ISSA mini 2 sensitive

ISSA mini 2 sensitive cannot be switched off and/or interface buttons do not respond?

- Microprocessor is temporarily malfunctioning. Connect the charging cable to restore function to normal.

ISSA mini 2 sensitive's light does not blink when charger is connected?

- Battery is fully charged, ready for up to 265 days of brushing.
- Battery is drained and will require several minutes to acknowledge charging cable.
- Charging cable is not properly connected. Check electrical outlet/USB socket and charging port.

The ISSA mini 2 sensitive has fallen into water and the charging port is wet?

- Dry off and continue use. The ISSA mini 2 sensitive is completely waterproof and the charging port is fully sealed.

If you do not find the answer to your specific question in the troubleshooting section, or if you have any other questions regarding the device's operation, please visit the Customer Care section of www.foreo.com/support.

WARRANTY TERMS AND CONDITIONS

REGISTER WARRANTY

To activate your 2-Year Limited Warranty and 10-Year Quality Guarantee, register the number provided on the FOREO Magnetic Scratch Card at www.foreo.com/support.

2-YEAR LIMITED WARRANTY

FOREO warrants this device for a period of TWO (2) YEARS after the original date of purchase against defects due to faulty workmanship or materials arising from Normal Use of the device. The warranty covers working parts that affect the function of the device. It does NOT cover cosmetic deterioration caused by fair wear and tear, or damage caused by accident, misuse or neglect. Any attempt to open or take apart the device (or its accessories) will void the warranty.

If you discover a defect and notify FOREO during the warranty period, FOREO will, at its discretion, replace the device free of charge. Claims under warranty must be supported by reasonable evidence that the date of the claim is within the warranty period. To validate your warranty, please keep your original purchase receipt together with these warranty conditions for the duration of the warranty period.

To claim your warranty, you must log in to your account at www.foreo.com then select the option to make a warranty claim. Shipping costs are nonrefundable. This undertaking is in addition to your statutory rights as a consumer and does not affect those rights in any way.

10-YEAR QUALITY GUARANTEE

As a continuation of the terms of FOREO's TWO (2) Year Limited Warranty, FOREO's TEN (10) Year Quality Guarantee makes owners eligible to purchase a new device from www.foreo.com for 50% of the listed price.


*2-Year Limited Warranty and 10-Year Quality Guarantee do not apply to Replacement Brush Heads.

DISPOSAL INFORMATION

Disposal of old electronic equipment (applicable in the EU and other European countries with separate waste collection systems).

The crossed-out dustbin symbol indicates that this device should not be treated as household waste, but rather be brought to the appropriate collection point for recycling of electrical and electronic equipment. By ensuring this device is disposed of correctly, you will help prevent the potential negative consequences for the environment and human health which could be caused by inappropriate waste handling of the product. The recycling of materials will also help conserve natural resources.

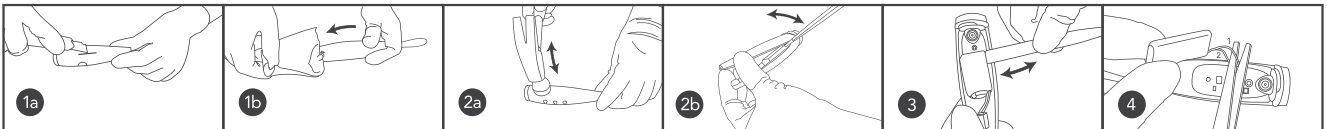
For more information about the recycling of your device, please contact your local household waste disposal service or your place of purchase.



BATTERY REMOVAL

NOTE: This process is not reversible. Opening the device will void its warranty. This action must only be undertaken when the device is ready to be disposed of.

Because this device contains a lithium-ion battery, the battery must be removed before disposal and should not be thrown away with household waste. To remove the battery, pull off the brush head, peel away the silicone cover, open the plastic shell and remove the battery to be disposed of in accordance with your local environmental regulations. Wear gloves during this process for your safety. Detailed visual instructions are provided below:



SPECIFICATIONS

MATERIALS:	Medical-grade Silicone + PBT Polymer
COLORS:	Wild Strawberry, Summer Sky
SIZE:	184 × 37 × 76.4 mm
WEIGHT:	57.7g
BATTERY:	420 mAh
USER TIME:	up to 265 days
STANDBY:	180 days
FREQUENCY:	140 Hz
INTERFACE:	1-button
PULSATIONS/MIN:	Up to 9,000

ENVIRONMENTAL CONDITIONS FOR USE:

Temperature:	5° to 40° Celsius
Humidity:	40% to 80%
Atmospheric Pressure:	800 to 1,060 hPa

ENVIRONMENTAL CONDITIONS FOR STORAGE AND SHIPPING:

Temperature:	-10° to 50° Celsius
Humidity:	30% to 80%
Atmospheric Pressure:	500 to 1,060 hPa

DISCLAIMER:

Users of this device do so at their own risk. Neither FOREO nor its retailers assume any responsibility or liability for any injuries or damages, physical or otherwise, resulting, directly or indirectly, from the use of this device. Further, FOREO reserves the right to revise this publication and to make changes from time to time in the contents thereof without obligation to notify any person of such revision or changes.

Model may be changed for improvements without notice.

©2017/2018 FOREO AB. ALL RIGHTS RESERVED.

IMPORTER AND DISTRIBUTOR IN EU:

FOREO AB, BIRGER JARLSGATAN 22,
114 34 STOCKHOLM, SWEDEN

IMPORTER AND DISTRIBUTOR IN US:

FOREO INC., 3565 S. LAS VEGAS BLVD. #159,
LAS VEGAS, NV 89109, USA

MANUFACTURED BY FOREO AB

DESIGNED AND DEVELOPED BY FOREO SWEDEN.

WWW.FOREO.COM