

FOREO
SWEDEN

issa™
baby



GENTLE SONIC
TOOTHBRUSH
FOR BABIES



ONLINE MANUAL

FULL USER MANUAL

GETTING STARTED

Congratulations on taking the first step toward developing and perfecting your child's oral hygiene habits with ISSA™ baby! Before you begin to enjoy all the benefits of this stylish sonic toothbrush in the comfort of your home, please take a few moments to look through this manual.

INTENDED USE: For in-home use, to promote overall oral hygiene by cleaning your teeth and gums.

Please **READ ALL INSTRUCTIONS BEFORE USE** and utilize this product only for its intended use as described in this manual.

WARNING: Vigorous chewing may cause damage to the silicone cover of the toothbrush over time. Babies and young children should always be supervised by a responsible adult during use. If you notice the silicone is damaged or pierced, discontinue using and dispose of responsibly. If you suspect your child has swallowed any part of ISSA™ baby, contact your healthcare provider immediately.

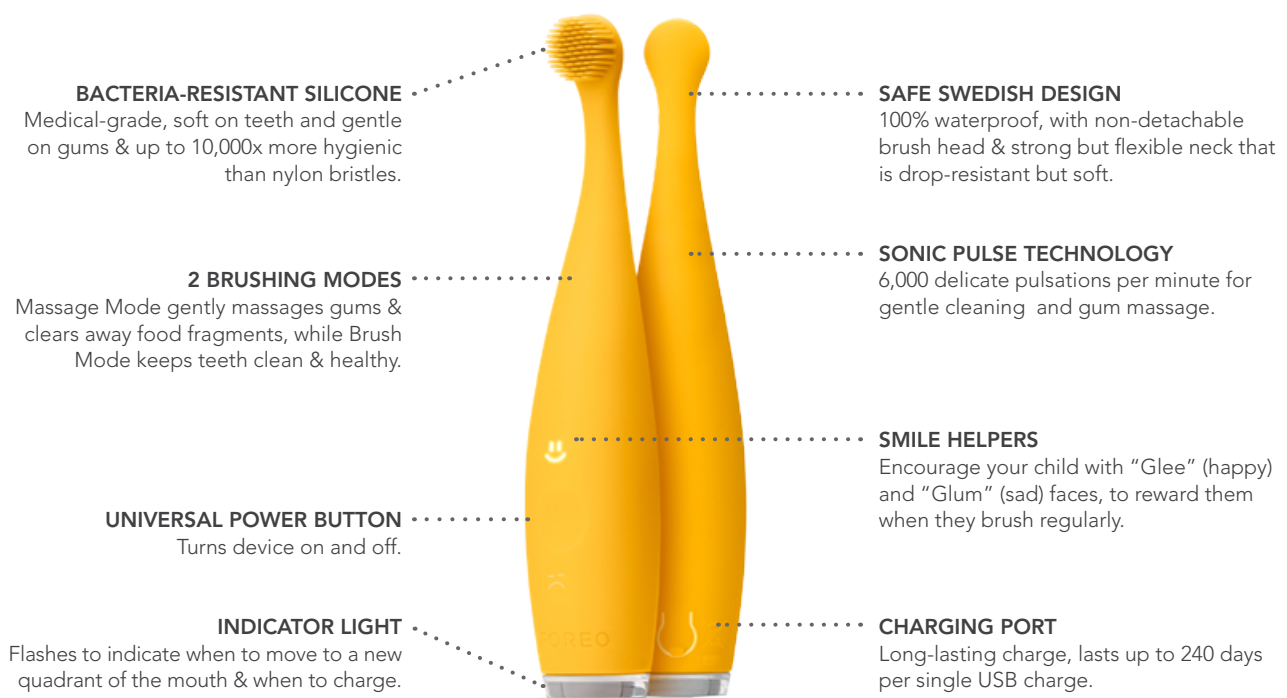
⚠ **No modification of this equipment is allowed.**

ISSA™ baby OVERVIEW

The first sonic-powered toothbrush that is made entirely of medical-grade silicone and tailored to fit the oral-care needs of our littlest brushing enthusiasts, ISSA™ baby is effective yet gentle - perfect for massaging gums and soothing irritation, as well as softly brushing primary teeth with the utmost efficiency as soon as they appear.

Using the same innovative technology as the rest of the ISSA™ family, ISSA™ baby is made to be used in the same manner as a manual toothbrush, and comes with an exceptionally long battery life, with a 1-hour USB charge powering it for up to 480 uses, as well as playful smiley faces that encourage a 2 minute morning and evening routine - because brushing doesn't have to be boring!

GETTING TO KNOW ISSA™ baby



ORAL CARE BENEFITS OF ISSA™ baby

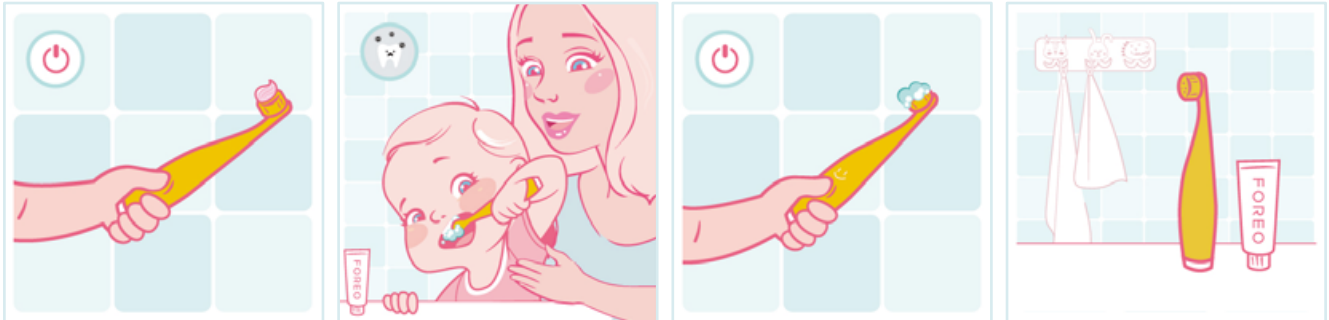
BEFORE 1ST TOOTH

- Gentle sonic pulsations massage the gums without applying too much pressure.
- Reduces bacteria in the mouth by clearing away food fragments and residue.
- Soothes irritation of gums to relieve the tenderness that comes from teething.

AFTER 1ST TOOTH

- Precise cleaning covers each tooth separately from all angles for a true-tooth clean.
- Ultra-soft silicone remains gentle on gums and soft on baby tooth enamel.
- Forms good oral-care habits and familiarizes your baby with brushing.

HOW TO USE ISSA™ baby



1. Press the universal power button once for Brush Mode or twice for Massage Mode. Depending on your child's age, use with a dentist-recommended amount of infant-formulated soothing gel or toothpaste.
2. Encourage your child to use ISSA™ baby in the same way as a manual toothbrush, brushing teeth and massaging gums with circular motions for 2 minutes. Once the 2 minutes are up, the "Glee" smile helper will light up to reward your child for doing a great job!
3. Press the universal power button again to turn off your ISSA™ baby toothbrush.
4. Rinse ISSA™ baby with warm water, and leave to air dry.

CAUTION: If your child experiences any discomfort when using ISSA™ baby, discontinue use immediately and consult a physician. If you find any blood on the brush surface, please clean the toothbrush with soap and water.

CLEANING ISSA™ baby

Clean ISSA™ baby after each use by washing the brush with warm water while running your fingers through the bristles. Then simply allow your toothbrush to air-dry.

Placing ISSA™ baby in a UV sanitation case is possible, but may affect the color of the silicone. You can also clean ISSA™ baby in your dishwasher by using a maximum temperature setting of 80°C with a 1-hour wash / rinse cycle and 30-minute drying cycle, or using a baby bottle sterilizer with a maximum temperature of 100°C for no more than 20 minutes.

NOTE: Never use cleaning products containing alcohol, petrol or acetone. Avoid using toothpastes with bleach on your device.

CHARGING YOUR ISSA™ baby TOOTHBRUSH

If the power of the sonic pulsations seems to decrease or the indicator light begins to blink, it's time to charge ISSA™ baby. Connect the USB charging cable to any outlet for 1 hour. When the indicator light stops blinking, ISSA™ baby is fully charged.

CAUTION: Before charging, make sure the charging port and USB charging cable are free of water and toothpaste residue. Do NOT use ISSA™ baby while charging, and do NOT charge for more than 24 hours. Only use the USB charging cable provided by FOREO.

IMPORTANT FOR OPTIMUM SAFETY:

- Close supervision is necessary when this device is used by, on, or near children. Proper supervision and instructions for safe use should be given to children, as well as those with reduced physical and mental abilities.
- ISSA™ baby is designed for brushing teeth and massaging gums. It is NOT intended to be used as a chewing toy. In the event your child chews through the silicone cover, discontinue use and dispose of the product responsibly according to the instructions in this manual.
- Consult your physician prior to using ISSA™ baby if you or your child has medical concerns.
- If your child is undergoing treatment for any oral condition, consult your dental professional prior to use.
- If your child experiences any discomfort when using ISSA™ baby, discontinue use immediately and consult a physician.
- Avoid leaving your device in direct sunlight and never expose it to extreme heat or boiling water.
- Discontinue use if this product appears damaged in any way (brush head, handle, charger). This product contains no serviceable parts.
- To avoid the risk of electric shock, this equipment must only be connected to a supply mains with protective earth.
- Never use ISSA™ baby or charger if they are damaged, and only use the charger supplied by FOREO with ISSA™ baby.

TROUBLESHOOTING

Precautions to be taken in the event of changes in the performance of your ISSA™ baby toothbrush.

If ISSA™ baby is not activated when pressing the universal power button:

- Battery is empty. Recharge using the USB charging cable for up to 1.5 hours until fully charged, and then restart ISSA™ baby by holding down the universal power button.

If ISSA™ baby cannot be switched off and / or the universal power button does not respond:

- Microprocessor is temporarily malfunctioning. Connect to the charging cable and / or press and hold the universal button to restart the device.

If ISSA™ baby's light does not blink when the USB charging cable is connected:

- Battery is fully charged, ready for up to 480 uses.
- Battery is drained and will require several minutes to acknowledge the charging cable.
- Charging cable is not properly connected. Check electrical outlet / USB socket and charging port.

WARRANTY TERMS & CONDITIONS

REGISTER WARRANTY

To activate your 2-Year Limited Warranty, visit foreo.com/product-registration for more information.

2-YEAR LIMITED WARRANTY

FOREO warrants this device for a period of TWO (2) YEARS after the original date of purchase against defects due to faulty workmanship or materials arising from Normal Use of the device. The warranty covers working parts that affect the function of the device. It does NOT cover cosmetic deterioration caused by fair wear and tear, or damage caused by accident, misuse or neglect. Any attempt to open or take apart the device (or its accessories) will void the warranty.

If you discover a defect and notify FOREO during the warranty period, FOREO will, at its discretion, replace the device free of charge. Claims under warranty must be supported by reasonable evidence that the date of the claim is within the warranty period. To validate your warranty, please keep your original purchase receipt together with these warranty conditions for the duration of the warranty period.

To claim your warranty, you must log in to your account at www.foreo.com and then select the option to make a warranty claim. Shipping costs are nonrefundable. This undertaking is in addition to your statutory rights as a consumer and does not affect those rights in any way.

DISPOSAL INFORMATION

Disposal of old electronic equipment (applicable in the EU and other European countries with separate waste collection systems).



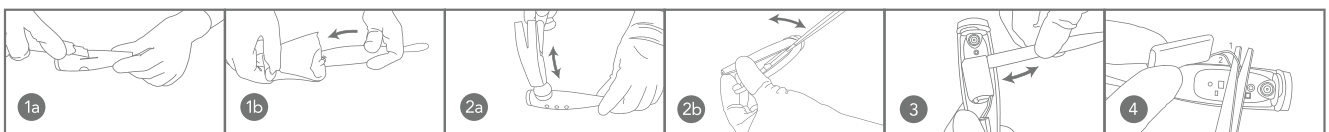
The crossed-out dustbin symbol indicates that this device should not be treated as household waste, but rather be brought to the appropriate collection point for recycling of electrical and electronic equipment. By ensuring this device is disposed of correctly, you will help prevent the potential negative consequences for the environment and human health which could be caused by inappropriate waste handling of the product. The recycling of materials will also help conserve natural resources.

For more information about the recycling of your device, please contact your local household waste disposal service or your place of purchase.

BATTERY REMOVAL

NOTE: This process is not reversible. Opening the device will void its warranty. This action must only be undertaken when the device is ready to be disposed of.

Because this device contains a lithium-ion battery, the battery must be removed before disposal and should not be thrown away with household waste. To remove the battery, peel away the silicone cover, open the plastic shell and remove the battery to be disposed of in accordance with your local environmental regulations. Wear gloves during this process for your safety. Detailed visual instructions are provided below:



SPECIFICATIONS

MATERIALS:	Medical-Grade Silicone, PC + ABS	ENVIRONMENTAL CONDITIONS FOR USE:
COLOR:	Strawberry Rose Lion, Pearl Pink Bunny, Sunflower Yellow Squirrel, Kiwi Green Panda, Bubble Blue Dino	TEMPERATURE: 5° to 40° Celsius
SIZE:	148 × 31 × 25 mm	HUMIDITY: 40% to 80%
WEIGHT:	54g	ATMOSPHERIC PRESSURE: 800 to 1,060 hPa
BATTERY:	Li-Ion 420mAh 3.7V	ENVIRONMENTAL CONDITIONS FOR STORAGE AND SHIPPING:
USAGE:	Up to 480 uses	TEMPERATURE: -10° to 50° Celsius
STANDBY:	180 days	HUMIDITY: 30% to 80%
FREQUENCY:	166 Hz	ATMOSPHERIC PRESSURE: 500 to 1,060 hPa
INTERFACE:	1 button	
PULSATIONS/MIN:	Up to 6,000	

DISCLAIMER

Users of this device do so at their own risk. Neither FOREO nor its retailers assume any responsibility or liability for any injuries or damages, physical or otherwise, resulting, directly or indirectly, from the use of this device. Further, FOREO reserves the right to revise this publication and to make changes from time to time in the contents thereof without obligation to notify any person of such revision or changes.

Model may be changed for improvements without notice.

FAQs

THE BASICS

1. HOW DO I TURN ISSA™ baby ON / OFF?

Press the universal power button on your ISSA™ baby toothbrush to turn it on or off.

2. WHAT COMES WITH ISSA™ baby?

1 ISSA™ baby toothbrush, 1 USB Charging Cable, 1 ISSA™ Range Manual .

3. FROM WHAT AGE CAN ONE START USING ISSA™ baby?

ISSA™ baby is suitable for babies and children aged 0 to 4 years. For children above 5 years of age, we recommend using ISSA™ kids.

THE DEVICE

4. HOW OFTEN CAN ISSA™ baby BE USED?

We recommend using your ISSA™ baby toothbrush twice a day, morning and evening, for 2 mins each time.

The smile helpers on your toothbrush will help you remember, with “Glee” lighting up after you have brushed for 2 minutes, and “Glum” lighting up when you haven’t brushed in over 12 hours.

5. IS ISSA™ baby SAFE FOR YOUNG CHILDREN?

Yes, ISSA™ baby was specially designed to be safe for children ages 0 and over. Made of medical-grade silicone & PBT, free of BPA and phthalates, and with gentle sonic pulsations that feel pleasant and soothing on teeth and gums, ISSA™ baby prevents tooth enamel damage and gum irritation while giving children a whole-mouth clean.

6. CAN CHILDREN USE ISSA™ baby BY THEMSELVES?

ISSA™ baby has been designed so that children can easily hold the toothbrush by themselves. However, a parent or adult guardian must always be present to supervise during use, and to help teach their child how to use the brush properly for optimal results.

7. CAN MY TEETHING CHILD CHEW ON ISSA™ baby TO RELIEVE SORE GUMS?

ISSA™ baby is designed for brushing teeth and massaging gums. It is NOT intended to be used as a chewing toy. Vigorous chewing on the device may cause damage to the silicone brush head and bristles.

8. CAN ISSA™ baby BE USED BY CHILDREN EXPERIENCING ANY ORAL CONDITIONS?

ISSA™ baby brushes were developed for gentle yet effective cleaning of children's teeth and gums, and it is ideal for our smaller brushes who have sensitive teeth and gums. However, we recommend consulting your dentist prior to using ISSA™ baby if you or your child has medical concerns.

9. WHAT KIND OF TOOTHPASTE CAN BE USED WITH ISSA™ baby?

ISSA™ baby brushes can be used with any infant-formulated soothing gel, toothpaste, tooth powder, tooth polish or other tooth-cleaning products recommended for your child's age. Do not use any toothpaste that contains bleach with the device.

10. CAN THE INTENSITY OF THE SONIC PULSATIONS BE ADJUSTED?

ISSA™ baby features 2 optimal modes for early oral hygiene needs - Gum Massage Mode and Brushing Mode. The intensity of the sonic pulsations is already pre-set for both of these modes for optimal comfort and enhanced results, and therefore cannot be adjusted.

11. WHAT IS THE DIFFERENCE BETWEEN ISSA™ kids & ISSA™ baby?

The main difference between ISSA™ kids and ISSA™ baby is that ISSA™ baby is specifically designed for babies and children aged 0-4 years, and therefore has no detachable parts and is made entirely of medical-grade silicone to be extra-gentle on gums and soft baby tooth enamel. ISSA™ kids, on the other hand, was specifically designed for children aged 5-12 years, and features a detachable hybrid brush head made of a combination of medical-grade silicone and PBT polymer bristles to be strong on plaque, while remaining gentle on gums.

12. HOW IS ISSA™ baby DIFFERENT FROM OTHER ELECTRIC TOOTHBRUSHES FOR CHILDREN?

ISSA™ baby is different from other electric toothbrushes for children in three very significant ways. Firstly, it is made entirely of medical-grade silicone, so you don't have to worry about your baby scratching soft baby tooth enamel or damaging gum tissue. Secondly, unlike other toothbrushes which have replacement brush heads, ISSA™ baby's brush head does not ever need to be replaced, and so has absolutely no detachable parts, making it ultra-safe. And thirdly, lasting up to 480 uses on a single charge, ISSA™ baby lasts much longer than any other baby toothbrush on the market!

TROUBLESHOOTING & MAINTENANCE

13. WHAT DOES IT MEAN WHEN THE LIGHT ON ISSA™ baby IS CONTINUOUSLY BLINKING?

If the light on your ISSA™ baby toothbrush is continuously blinking, it means that the device needs to be charged.

14. HOW DO I RECHARGE ISSA™ baby?

ISSA™ baby is USB-rechargeable, with a 1 hour charge powering your toothbrush for up to 480 uses. The intensity indicator light at the bottom of your device flashes while the device is charging, to indicate how much battery your device has. When the indicator light stops blinking, it means your ISSA™ baby toothbrush is fully charged.

15. HOW DO I CLEAN MY ISSA™ baby?

First make sure your ISSA™ baby toothbrush is powered off. Then clean your toothbrush by washing the brush with warm water, while running your fingers through the bristles. We recommend washing your brush in this way after each use. Once washed, simply allow your toothbrush to air-dry. Placing ISSA™ baby in a UV sanitation case is possible, but may affect the color of the silicone. You can also clean ISSA™ baby in your dishwasher by using a maximum temperature setting of 80°C with a 1-hour wash / rinse cycle and 30-minute drying cycle, or using a baby bottle sterilizer with a maximum temperature of 100°C for no more than 20 minutes.

©2020 FOREO AB. ALL RIGHTS RESERVED.

EU DISTR.: FOREO AB, KARLAVÄGEN 41, 114 31 STOCKHOLM, SWEDEN.

US DISTR.: FOREO INC., 1525 E PAMA LANE, LAS VEGAS, NV 89119, USA.

AUS DISTR.: 6 PROHASKY STREET, PORT MELBOURNE, VIC, 3207 AUSTRALIA.

MANUFACTURED BY: VIS (SHANGHAI) TECHNOLOGY CO., LTD. NO.58 LINSHENG ROAD, TINGLIN TOWN, JINSHAN DISTRICT, SHANGHAI, CHINA

DESIGNED AND DEVELOPED BY FOREO SWEDEN.

MANUFACTURED FOR FOREO AB.

WWW.FOREO.COM