



RECORDS BOOK

CONTENTS

The Final Four	3
The Preliminary Rounds	52
The Tournament	76
The Coaches	162
Attendance and Sites	195
The Tournament Field	218
Team Champions	277
The Brackets	319

THE FINAL FOUR



Championship Results.....	4
Final Four Game Records.....	5
Championship Game Records.....	12
Semifinal Game Records.....	16
Final Four Two Game Records.....	21
Final Four Cumulative Records.....	23
Championship Team Season Statistics.....	24
Most Outstanding Players and Their Final Statistics.....	26
Final Wire Service Polls No. 1 Teams Champion's Final Ranking.....	28
Seed History at the Final Four.....	29
All-Tournament Teams.....	33
Game Officials.....	37
All-Time Participants.....	40
NCAA Division I Men's Basketball Committee.....	53

CHAMPIONSHIP RESULTS

Year	Champion	Score	Runner-Up	Third Place	Fourth Place
1939	Oregon	46-33	Ohio St.	†Oklahoma	†Villanova
1940	Indiana	60-42	Kansas	†Duquesne	†Southern California
1941	Wisconsin	39-34	Washington St.	†Pittsburgh	†Arkansas
1942	Stanford	53-38	Dartmouth	†Colorado	†Kentucky
1943	Wyoming	46-34	Georgetown	†Texas	†DePaul
1944	Utah	42-40	+Dartmouth	†Iowa St.	†Ohio St.
1945	Oklahoma St.	49-45	NYU	†Arkansas	†Ohio St.
1946	Oklahoma St.	43-40	North Carolina	Ohio St.	California
1947	Holy Cross	58-47	Oklahoma	Texas	CCNY
1948	Kentucky	58-42	Baylor	Holy Cross	Kansas St.
1949	Kentucky	46-36	Oklahoma St.	Illinois	Oregon St.
1950	CCNY	71-68	Bradley	NC State	Baylor
1951	Kentucky	68-58	Kansas St.	Illinois	Oklahoma St.
1952	Kansas	80-63	St. John's (NY)	Illinois	Santa Clara
1953	Indiana	69-68	Kansas	Washington	LSU
1954	La Salle	92-76	Bradley	Penn St.	Southern California
1955	San Francisco	77-63	La Salle	Colorado	Iowa
1956	San Francisco	83-71	Iowa	Temple	SMU
1957	North Carolina	54-53	†Kansas	San Francisco	Michigan St.
1958	Kentucky	84-72	Seattle U.	Temple	Kansas St.
1959	California	71-70	West Virginia	Cincinnati	Louisville
1960	Ohio St.	75-55	California	Cincinnati	NYU
1961	Cincinnati	70-65	+Ohio St.	*Saint Joseph's	Utah
1962	Cincinnati	71-59	Ohio St.	Wake Forest	UCLA
1963	Loyola Chicago	60-58	+Cincinnati	Duke	Oregon St.
1964	UCLA	98-83	Duke	Michigan	Kansas St.
1965	UCLA	91-80	Michigan	Princeton	Wichita St.
1966	UTEP	72-65	Kentucky	Duke	Utah
1967	UCLA	79-64	Dayton	Houston	North Carolina
1968	UCLA	78-55	North Carolina	Ohio St.	Houston
1969	UCLA	92-72	Purdue	Drake	North Carolina
1970	UCLA	80-69	Jacksonville	New Mexico St.	St. Bonaventure
1971	UCLA	68-62	*Villanova	*Western Ky.	Kansas
1972	UCLA	81-76	Florida St.	North Carolina	Louisville
1973	UCLA	87-66	Memphis	Indiana	Providence
1974	NC State	76-64	Marquette	UCLA	Kansas
1975	UCLA	92-85	Kentucky	Louisville	Syracuse
1976	Indiana	86-68	Michigan	UCLA	Rutgers
1977	Marquette	67-59	North Carolina	UNLV	Charlotte
1978	Kentucky	94-88	Duke	Arkansas	Notre Dame
1979	Michigan St.	75-64	Indiana St.	DePaul	Penn
1980	Louisville	59-54	*UCLA	Purdue	Iowa
1981	Indiana	63-50	North Carolina	Virginia	LSU
1982	North Carolina	63-62	Georgetown	†Houston	†Louisville
1983	NC State	54-52	Houston	†Georgia	†Louisville
1984	Georgetown	84-75	Houston	†Kentucky	†Virginia
1985	Villanova	66-64	Georgetown	†St. John's	*†Memphis
1986	Louisville	72-69	Duke	†Kansas	†LSU
1987	Indiana	74-73	Syracuse	†UNLV	†Providence
1988	Kansas	83-79	Oklahoma	†Arizona	†Duke
1989	Michigan	80-79	+Seton Hall	†Duke	†Illinois
1990	UNLV	103-73	Duke	†Arkansas	†Georgia Tech
1991	Duke	72-65	Kansas	†UNLV	†North Carolina
1992	Duke	71-51	*Michigan	†Cincinnati	†Indiana
1993	North Carolina	77-71	*Michigan	†Kansas	†Kentucky
1994	Arkansas	76-72	Duke	†Arizona	†Florida
1995	UCLA	89-78	Arkansas	†North Carolina	†Oklahoma St.
1996	Kentucky	76-67	Syracuse	*†Massachusetts	†Mississippi St.
1997	Arizona	84-79	+Kentucky	*†Minnesota	†North Carolina
1998	Kentucky	78-69	Utah	†North Carolina	†Stanford

Year	Champion	Score	Runner-Up	Third Place	Fourth Place
1999	UConn	77-74	Duke	†Michigan St.	*†Ohio St.
2000	Michigan St.	89-76	Florida	†North Carolina	†Wisconsin
2001	Duke	82-72	Arizona	†Maryland	†Michigan St.
2002	Maryland	64-52	Indiana	†Kansas	†Oklahoma
2003	Syracuse	81-78	Kansas	†Marquette	†Texas
2004	UConn	82-73	Georgia Tech	†Duke	†Oklahoma St.
2005	North Carolina	75-70	Illinois	†Louisville	†Michigan St.
2006	Florida	73-57	UCLA	†George Mason	†LSU
2007	Florida	84-75	Ohio St.	†Georgetown	†UCLA
2008	Kansas	75-68	+*Memphis	†North Carolina	†UCLA
2009	North Carolina	89-72	Michigan St.	†UConn	†Villanova
2010	Duke	61-59	Butler	†Michigan St.	†West Virginia
2011	UConn	53-41	Butler	†Kentucky	†VCU
2012	Kentucky	67-59	Kansas	*†Louisville	†Ohio St.
2013	*Louisville	82-76	Michigan	†Syracuse	†Wichita St.
2014	UConn	60-54	Kentucky	†Florida	†Wisconsin
2015	Duke	68-63	Wisconsin	†Kentucky	†Michigan St.
2016	Villanova	77-74	North Carolina	†Oklahoma	†Syracuse
2017	North Carolina	71-65	Gonzaga	†Oregon	†South Carolina
2018	Villanova	79-62	Michigan	*†Kansas	†Loyola Chicago
2019	Virginia	85-77	+Texas Tech	†Auburn	†Michigan St.
^2020					
2021	Baylor	86-70	Gonzaga	†Houston	†UCLA
2022	Kansas	72-69	North Carolina	†Duke	†Villanova
2023	UConn	76-59	San Diego St.	†Fla. Atlantic	†Miami (FL)
2024	UConn	75-60	Purdue	†Alabama	†NC State

†tied for third place; +overtime; ‡three overtimes; *later vacated; ^Canceled due to COVID-19 pandemic

Photo by Jamie Schwaberow



The UConn Huskies celebrate after the trophy presentation following their victory over the Purdue Boilermakers in the 2024 national championship game.

FINAL FOUR GAME RECORDS

Statistics for the Division I Men's Basketball tournament have been collected since 1939, the first year of the tournament. Individual rebounds were added in 1951, although team rebounds were not added until 1955. Assists were added in 1984. Blocked shots and steals were added in 1986. Scoring, rebounding, assists, blocked shots and steals are ranked on total number and per-game average; shooting, on percentage. In statistical rankings, the rounding of percentages and/or averages may indicate ties where none exists. In these cases, the numerical order of the rankings is accurate. In 1973, freshmen became eligible to compete on the varsity level.

A national championship game is indicated by (CH), a national semifinal game by (NSF), a national third-place game by (N3d) and a team's appearance later vacated by the NCAA/Committee on Infractions ().*

INDIVIDUAL RECORDS

POINTS

- 58, Bill Bradley, Princeton vs. Wichita St., N3d, 3-20-1965
- 48, Hal Lear, Temple vs. SMU, N3d, 3-23-1956
- 44, Bill Walton, UCLA vs. Memphis, CH, 3-26-1973
- 42, Bob Houbregs, Washington vs. LSU, N3d, 3-18-1953
- 42, Gail Goodrich, UCLA vs. Michigan, CH, 3-20-1965
- 41, Jack Givens, Kentucky vs. Duke, CH, 3-27-1978
- 39, Oscar Robertson, Cincinnati vs. Louisville, N3d, 3-21-1959
- 39, Al Wood, North Carolina vs. Virginia, NSF, 3-28-1981
- 38, Jerry West, West Virginia vs. Louisville, NSF, 3-20-1959
- 38, Jerry Chambers, Utah vs. UTEP, NSF, 3-18-1966
- 38, Freddie Banks, UNLV vs. Indiana, NSF, 3-28-1987

-
- 42, Jack Egan, *Saint Joseph's vs. Utah, N3d, 3-25-1961 (4 OT)

POINTS BY A FRESHMAN

- 34, Mark Aguirre, DePaul vs. Penn, N3d, 3-26-1979
- 33, Carmelo Anthony, Syracuse vs. Texas, NSF, 4-5-2003
- 31, Mike O'Koren, North Carolina vs. UNLV, NSF, 3-26-1977
- 30, Chad Kinch, Charlotte vs. UNLV, N3d, 3-28-1977
- 26, Toby Bailey, UCLA vs. Arkansas, CH, 4-3-1995

- 25, Pervis Ellison, Louisville vs. Duke, CH, 3-31-1986
- 25, Greg Oden, Ohio St. vs. Florida, CH, 4-2-2007
- 24, Jack Givens, Kentucky vs. Syracuse, NSF, 3-29-1975
- 23, Patrick Ewing, Georgetown vs. North Carolina, CH, 3-29-1982
- 23, Tyus Jones, Duke vs. Wisconsin, CH, 4-6-2015
- 22, Arnie Ferrin, Utah vs. Dartmouth, CH, 3-28-1944
- 22, Eugene Banks, Duke vs. Notre Dame, NSF, 3-25-1978
- 22, Eugene Banks, Duke vs. Kentucky, CH, 3-27-1978

-
- 25, Derrick Rose, *Memphis vs. UCLA, NSF, 4-5-2008

FIELD GOALS

- 22, Bill Bradley, Princeton vs. Wichita St., N3d, 3-20-1965
- 21, Bill Walton, UCLA vs. Memphis, CH, 3-26-1973
- 18, Jack Givens, Kentucky vs. Duke, CH, 3-27-1978
- 17, Bob Houbregs, Washington vs. LSU, N3d, 3-18-1953
- 17, Hal Lear, Temple vs. SMU, N3d, 3-23-1956
- 16, Don May, Dayton vs. North Carolina, NSF, 3-24-1967
- 16, Charlie Scott, North Carolina vs. Drake, N3d, 3-22-1969
- 16, Larry Bird, Indiana St. vs. DePaul, NSF, 3-24-1979
- 15, Hal Lear, Temple vs. Iowa, NSF, 3-22-1956
- 15, Lew Alcindor, UCLA vs. North Carolina, CH, 3-23-1968
- 15, Lew Alcindor, UCLA vs. Purdue, CH, 3-22-1969
- 15, Ernie DiGregorio, Providence vs. Memphis, NSF, 3-24-1973
- 15, Zach Edey, Purdue vs. UConn, CH, 4-8-2024

-
- 17, Jack Egan, *Saint Joseph's vs. Utah, N3d, 3-25-1961 (4 OT)

FIELD GOALS ATTEMPTED

- 42, Lennie Rosenbluth, North Carolina vs. Michigan St., NSF, 3-22-1957 (3 OT)
- 36, Rick Mount, Purdue vs. UCLA, CH, 3-22-1969
- 36, Ernie DiGregorio, Providence vs. Memphis, NSF, 3-24-1973
- 34, Elvin Hayes, Houston vs. Ohio St., N3d, 3-23-1968
- 32, Elgin Baylor, Seattle U. vs. Kentucky, 3-22-CH, 1958
- 31, Billy McGill, Utah vs. Cincinnati, 3-24-NSF, 1961
- 31, Jerry Chambers, Utah vs. UTEP, NSF, 3-18-1966
- 31, Elvin Hayes, Houston vs. UCLA, NSF, 3-24-1967

- 30, Kevin Grevey, Kentucky vs. UCLA, CH, 3-31-1975
- 29, Bill Spivey, Kentucky vs. Kansas St., NSF, 3-27-1951
- 29, Artis Gilmore, Jacksonville vs. UCLA, NSF, 3-21-1970

-
- 33, Jack Egan, *Saint Joseph's vs. Utah, N3d, 3-25-1961 (4 OT)
 - 33, Jerry Dunn, *Western Ky. vs. Villanova, NSF, 3-25-1971 (2 OT)

FIELD-GOAL PERCENTAGE

(Minimum 10 FGM)

- 95.5% (21-22), Bill Walton, UCLA vs. Memphis, CH, 3-26-1973
- 90.9% (10-11), Jerry Lucas, Ohio St. vs. Saint Joseph's, NSF, 3-24-1961
- 90.9% (10-11), Billy Thompson, Louisville vs. LSU, NSF, 3-29-1986
- 90.9% (10-11), Sean May, North Carolina vs. Illinois, CH, 4-4-2005
- 90.9% (10-11), Eric Paschall, Villanova vs. Kansas, NSF, 3-31-2018
- 84.6% (11-13), Bill Walton, UCLA vs. Louisville, NSF, 3-23-1972
- 84.6% (11-13), Kennedy Meeks, North Carolina vs. Oregon, NSF, 4-1-2017
- 84.2% (16-19), Larry Bird, Indiana St. vs. DePaul, NSF, 3-24-1979
- 83.3% (10-12), Sidney Wicks, UCLA vs. New Mexico St., NSF, 3-19-1970
- 83.3% (10-12), Udonis Haslem, Florida vs. Michigan St., CH, 4-3-2000
- 83.3% (10-12), Josh Hart, Villanova vs. Oklahoma NSF, 4-2-2016
- 83.3% (10-12), David McCormack, Kansas vs. Villanova, NSF, 4-2-2022

THREE-POINT FIELD GOALS

- 10, Freddie Banks, UNLV vs. Indiana, NSF, 3-28-1987
- 7, Steve Alford, Indiana vs. Syracuse, CH, 3-30-1987
- 7, Dave Sieger, Oklahoma vs. Kansas, CH, 4-4-1988
- 7, Dennis Scott, Georgia Tech vs. UNLV, NSF, 3-31-1990
- 7, Tony Delk, Kentucky vs. Syracuse, CH, 4-1-1996
- 6, Bobby Hurley, Duke vs. Indiana, NSF, 4-4-1992
- 6, Darryl Wilson, Mississippi St. vs. Syracuse, NSF, 3-30-1996
- 6, Mike Bibby, Arizona vs. North Carolina, NSF, 3-29-1997
- 6, Gerry McNamara, Syracuse vs. Kansas, CH, 4-7-2003
- 6, Luther Head, Illinois vs. Louisville, NSF, 4-2-2005
- 6, Lee Humphrey, Florida vs. George Mason, NSF, 4-1-2006
- 6, Ochai Agbaji, Kansas vs. Villanova, NSF, 4-2-2022

THREE-POINT FIELD GOALS ATTEMPTED

- 19, Freddie Banks, UNLV vs. Indiana, NSF, 3-28-1987
- 16, Luther Head, Illinois vs. North Carolina, CH, 4-4-2005
- 14, Dennis Scott, Georgia Tech vs. UNLV, NSF, 3-31-1990
- 13, Dave Sieger, Oklahoma vs. Kansas, CH, 4-4-1988
- 13, Damon Stoudamire, Arizona vs. Arkansas, NSF, 4-2-1994
- 13, Darryl Wilson, Mississippi St. vs. Syracuse, NSF, 3-30-1996
- 13, Jeff Boschee, Kansas vs. Maryland, NSF, 3-30-2002
- 13, Joel Berry II, North Carolina vs. Gonzaga, CH, 4-3-2017
- 12, Steve Kerr, Arizona vs. Oklahoma, NSF, 4-2-1988
- 12, Glen Rice, Michigan vs. Seton Hall, CH, 4-3-1989 (OT)
- 12, John Morton, Seton Hall vs. Michigan, CH, 4-3-1989 (OT)
- 12, Donald Williams, North Carolina vs. Arkansas, NSF, 4-1-1995
- 12, Tony Delk, Kentucky vs. Syracuse, CH, 4-1-1996
- 12, Scott Padgett, Kentucky vs. Arizona, CH, 3-31-1997 (OT)
- 12, Kirk Hinrich, Kansas vs. Syracuse, CH, 4-7-2003
- 12, Lee Humphrey, Florida vs. George Mason, NSF, 4-1-2006

THREE-POINT FIELD-GOAL PERCENTAGE (Minimum Five 3FGM)

- 85.7% (6-7), Ochai Agbaji, Kansas vs. Villanova, NSF, 4-2-2022
- 83.3% (5-6), Shelvin Mack, Butler vs. VCU, NSF, 4-2-2011
- 71.4% (5-7), Adonis Jordan, Kansas vs. North Carolina, NSF, 4-3-1993
- 71.4% (5-7), Donald Williams, North Carolina vs. Kansas, NSF, 4-3-1993
- 71.4% (5-7), Donald Williams, North Carolina vs. Michigan, CH, 4-5-1993
- 71.4% (5-7), Wayne Ellington, North Carolina vs. Villanova, NSF, 4-4-2009
- 71.4% (5-7), Donte DiVincenzo, Villanova vs. Michigan, CH, 4-2-2018
- 70.0% (7-10), Steve Alford, Indiana vs. Syracuse, CH, 3-30-1987



DJ Horne (0) is blocked by Braden Smith (3) of Purdue in the 2024 national semifinals.

- 66.7% (6-9), Bobby Hurley, Duke vs. Indiana, NSF, 4-4-1992
- 62.5% (5-8), Arthur Lee, Stanford vs. Kentucky, NSF, 3-28-1998 (OT)
- 62.5% (5-8), Collin Gillespie, Villanova vs. Kansas, NSF, 4-2-2022

- 100% (5-5), Luke Hancock, *Louisville vs. Michigan, CH, 4-8-2013

FREE THROWS MADE

- 18, Gail Goodrich, UCLA vs. Michigan, CH, 3-20-1965
- 15, Oscar Robertson, Cincinnati vs. Louisville, N3d, 3-21-1959
- 15, Bill Buntin, Michigan vs. Kansas St., N3d, 3-21-1964
- 15, Ty Lawson, North Carolina vs. Michigan St., CH, 4-6-2009
- 14, Hal Lear, Temple vs. SMU, N3d, 3-23-1956
- 14, Jerry West, West Virginia vs. Louisville, NSF, 3-20-1959
- 14, Bill Bradley, Princeton vs. Wichita St., N3d, 3-20-1965
- 14, Mark Aguirre, DePaul vs. Penn, N3d, 3-26-1979
- 14, Miles Simon, Arizona vs. Kentucky, CH, 3-31-1997 (OT)
- 13, Don Schlundt, Indiana vs. LSU, NSF, 3-17-1953
- 13, Jim Lynam, *Saint Joseph's vs. Utah, N3d, 3-25-1961 (4 OT)

FREE THROWS ATTEMPTED

- 20, Jerry West, West Virginia vs. Louisville, NSF, 3-20-1959
- 20, Gail Goodrich, UCLA vs. Michigan, CH, 3-20-1965
- 19, Oscar Robertson, Cincinnati vs. Louisville, N3d, 3-21-1959
- 18, Bob Pettit, LSU vs. Indiana, NSF, 3-17-1953
- 18, Ty Lawson, North Carolina vs. Michigan St., CH, 4-6-2009
- 17, Don Schlundt, Indiana vs. LSU, NSF, 3-17-1953
- 17, Bob Carney, Bradley vs. La Salle, CH, 3-20-1954
- 17, Hal Lear, Temple vs. SMU, N3d, 3-23-1956
- 17, Paul Hogue, Cincinnati vs. UCLA, NSF, 3-23-1962
- 17, Bill Buntin, Michigan vs. Kansas St., N3d, 3-21-1964
- 17, Miles Simon, Arizona vs. Kentucky, CH, 3-31-1997 (OT)
- 17, Ty Lawson, North Carolina vs. Villanova, NSF, 4-4-2009

FREE-THROW PERCENTAGE

(Minimum 10 FTM)

- 100% (12-12), Jim Spanarkel, Duke vs. Notre Dame, NSF, 3-25-1978
- 100% (12-12), Christian Laettner, Duke vs. Kansas, CH, 4-1-1991
- 100% (12-12), Tyler Dorsey, Oregon vs. North Carolina, NSF, 4-1-2017
- 100% (11-11), Jeff Lamp, Virginia vs. LSU, N3d, 3-30-1981

- 100% (10-10), Ron King, Florida St. vs. North Carolina, NSF, 3-23-1972
- 100% (10-10), Maurice Ager, Michigan St. vs. North Carolina, NSF, 4-2-2005
- 93.3% (14-15), Bill Bradley, Princeton vs. Wichita St., N3d, 3-25-1965
- 93.3% (14-15), Mark Aguirre, DePaul vs. Penn, N3d, 3-26-1979
- 92.3% (12-13), Cedric Maxwell, Charlotte vs. UNLV, N3d, 3-28-1977
- 91.7% (11-12), Dick Estergard, Bradley vs. La Salle, CH, 3-20-1954
- 91.7% (11-12), Jim Krebs, SMU vs. Temple, N3d, 3-23-1956
- 91.7% (11-12), Bill Walton, UCLA vs. Louisville, NSF, 3-23-1972
- 91.7% (11-12), Magic Johnson, Michigan St. vs. Penn, NSF, 3-24-1979
- 91.7% (11-12), Matt Howard, Butler vs. VCU, NSF, 4-2-2011

- 92.9% (13-14), Jim Lynam, *Saint Joseph's vs. Utah, N3d, 3-25-1961 (4 OT)
- 91.7% (11-12), Derrick Rose, *Memphis vs. UCLA, NSF, 4-5-2008

REBOUNDS

- 27, Bill Russell, San Francisco vs. Iowa, CH, 3-23-1956
- 24, Elvin Hayes, Houston vs. UCLA, NSF, 3-24-1967
- 23, Bill Russell, San Francisco vs. SMU, NSF, 3-22-1956
- 22, Elgin Baylor, Seattle U. vs. Kansas St., NSF, 3-21-1958
- 22, Tom Sanders, NYU vs. Ohio St., NSF, 3-18-1960
- 22, Larry Kenon, Memphis vs. Providence, NSF, 3-24-1973
- 22, Akeem Olajuwon, Houston vs. Louisville, NSF, 4-2-1983
- 21, Bill Spivey, Kentucky vs. Kansas St., CH, 3-27-1951
- 21, Lew Alcindor, UCLA vs. Drake, NSF, 3-20-1969
- 21, Artis Gilmore, Jacksonville vs. St. Bonaventure, NSF, 3-19-1970
- 21, Bill Walton, UCLA vs. Louisville, NSF, 3-23-1972
- 21, Nick Collison, Kansas vs. Syracuse, CH, 4-7-2003
- 21, Armando Bacot, North Carolina vs. Duke, NSF, 4-2-2022

REBOUNDS SINCE 1973

- 22, Larry Kenon, Memphis vs. Providence, NSF, 3-24-1973
- 22, Akeem Olajuwon, Houston vs. Louisville, NSF, 4-2-1983
- 21, Nick Collison, Kansas vs. Syracuse, CH, 4-7-2003
- 21, Armando Bacot, North Carolina vs. Duke, NSF, 4-2-2022
- 19, Bobby Wilkerson, Indiana vs. UCLA, NSF, 3-27-1976
- 19, Derrick Coleman, Syracuse vs. Indiana, CH, 3-30-1987
- 18, Bill Walton, UCLA vs. NC State, NSF, 3-23-1974

- 18, Marques Johnson, UCLA vs. Rutgers, N3d, 3-29-1976
 18, Akeem Olajuwon, Houston vs. NC State, CH, 4-4-1983
 18, Danny Manning, Kansas vs. Oklahoma, CH, 4-4-1988

ASSISTS

- 18, Mark Wade, UNLV vs. Indiana, NSF, 3-28-1987
 13, T.J. Ford, Texas vs. Syracuse, NSF, 4-5-2003
 12, Rumeal Robinson, Michigan vs. Illinois, NSF, 4-1-1989
 11, Michael Jackson, Georgetown vs. St. John's (NY), NSF, 3-30-1985
 11, Milt Wagner, Louisville vs. LSU, NSF, 3-29-1986
 11, Rumeal Robinson, Michigan vs. Seton Hall, CH, 4-3-1989 (OT)
 11, Steve Blake, Maryland vs. Kansas, NSF, 3-30-2002
 11, Davion Mitchell, Baylor vs. Houston, NSF, 4-3-2021
 10, Corey Beck, Arkansas vs. North Carolina, NSF, 4-1-1995
 10, Mateen Cleaves, Michigan St. vs. Duke, NSF, 3-27-1999
 10, Aaron Miles, Kansas vs. Maryland, NSF, 3-30-2002
 10, Joel Berry II, North Carolina vs. Syracuse, NSF, 4-2-2016

- 12, Edgar Padilla, *Massachusetts vs. Kentucky, NSF, 3-30-1996

BLOCKED SHOTS

- 7, Jeff Withey, Kansas vs. Ohio St., NSF, 3-31-2012
 6, Danny Manning, Kansas vs. Duke, NSF, 4-2-1988
 6, Joakim Noah, Florida vs. UCLA, CH, 4-3-2006
 6, Anthony Davis, Kentucky vs. Kansas, CH, 4-2-2012
 6, Zach Collins, Gonzaga vs. South Carolina, NSF, 4-1-2017
 5, Anthony Davis, Kentucky vs. Louisville, NSF, 3-31-2012
 5, Mamadi Diakite, Virginia vs. Auburn, NSF, 4-6-2019
 4, 17 tied (most recent: Donovan Clingan, UConn vs. Alabama, NSF, 4-6-2024)

- 6, Marcus Camby, *Massachusetts vs. Kentucky, NSF, 3-30-1996

STEALS

- 8, Ty Lawson, North Carolina vs. Michigan St., CH, 4-6-2009
 7, Tommy Amaker, Duke vs. Louisville, CH, 3-31-1986
 7, Mookie Blaylock, Oklahoma vs. Kansas, CH, 4-4-1988
 6, Gilbert Arenas, Arizona vs. Michigan St., NSF, 3-31-2001
 5, Danny Manning, Kansas vs. Oklahoma, CH, 4-4-1988
 5, Greg Anthony, UNLV vs. Duke, CH, 4-2-1990
 5, Anthony Epps, Kentucky vs. Minnesota, NSF, 3-29-1997

- 5, Wayne Turner, Kentucky vs. Minnesota, NSF, 3-29-1997
 5, Juan Dixon, Maryland vs. Indiana, CH, 4-1-2002
 5, Raymor Morgan, Michigan St. vs. UConn, NSF, 4-4-2009
 5, Phil Boorth, Villanova vs. Oklahoma, NSF, 4-2-2016

“UNOFFICIAL” TRIPLE-DOUBLES

- B.H. Born, Kansas vs. Indiana, CH, 3-18-1953: 26 pts., 15 rebs. & 13 blocks.
 Oscar Robertson, Cincinnati vs. Louisville, N3d, 3-21-1959: 39 pts., 17 rebs. & 10 asts.
 Oscar Robertson, Cincinnati vs. California, NSF, 3-18-1960: 18 pts., 10 rebs. & 10 asts.
 Oscar Robertson, Cincinnati vs. NYU, N3d, 3-19-1960: 32 pts., 14 rebs. & 11 asts.
 Magic Johnson, Michigan St. vs. Penn, NSF, 3-24-1979: 29 pts., 10 rebs. & 10 asts.

NOTE: Although assists were not ranked nationally until 1984, and steals and blocked shots were added in 1986, many official tournament box scores before this time included these statistics and were used in compiling the list of “unofficial” tournament triple-doubles.

TEAM RECORDS

POINTS

- 120, Utah vs. Saint Joseph's (127), N3d, 3-25-1961 (4 OT)
 118, Princeton vs. Wichita St. (82), N3d, 3-20-1965
 108, UCLA vs. Wichita St. (89), NSF, 3-19-1965
 106, UCLA vs. Rutgers (92), N3d, 3-29-1976
 106, UNLV vs. Charlotte (94), N3d, 3-28-1977
 105, North Carolina vs. Louisville (91), N3d, 3-25-1972
 104, Drake vs. North Carolina (84), N3d, 3-22-1969
 103, UNLV vs. Duke (73), CH, 4-2-1990
 101, UCLA vs. Houston (69), NSF, 3-22-1968
 101, Michigan St. vs. Penn (67), NSF, 3-24-1979

- 127, *Saint Joseph's vs. Utah (120), N3d, 3-25-1961 (4 OT)

FEWEST POINTS

- 28, Kentucky vs. Dartmouth (47), NSF, 3-21-1942
 30, Duquesne vs. Indiana (39), NSF, 3-21-1940
 30, Pittsburgh vs. Wisconsin (36), NSF, 3-22-1941
 30, Oregon St. vs. Oklahoma St. (55), NSF, 3-19-1949
 31, Iowa St. vs. Utah (40), NSF, 3-25-1944

WINNING MARGIN

- 44, Villanova (95) vs. Oklahoma (51), NSF, 4-2-2016
 36, Princeton (118) vs. Wichita St. (82), N3d, 3-20-1965
 34, Cincinnati (80) vs. Oregon St. (46), NSF, 3-22-1963

- 34, Michigan St. (101) vs. Penn (67), NSF, 3-24-1979
 33, Kansas (94) vs. Marquette (61), NSF, 4-5-2003

SMALLEST WINNING MARGIN

- 1, 18 tied (most recent: San Diego St. [72] vs. Fla. Atlantic [71], NSF, 4-1-2023)

POINTS BY LOSING TEAM

- 120, Utah vs. Saint Joseph's (127), N3d, 3-25-1961 (4 OT)
 94, Charlotte vs. UNLV (106), N3d, 3-28-1977
 93, Penn vs. DePaul (96), N3d, 3-26-1979
 93, UNLV vs. Indiana (97), NSF, 3-28-1987
 92, Rutgers vs. UCLA (106), N3d, 3-29-1976

DEFICIT OVERCOME TO WIN

- 22, Duke vs. Maryland, 17-39 with 6:37 left in 1st half, F: 95-84, NSF, 3-31-2001
 18, Seton Hall vs. Duke, 8-26 with 8:36 left in 1st half, F: 95-78, NSF, 4-1-1989
 16, Kansas vs. North Carolina, 22-38 with 2:17 left in 1st half, F: 72-69, CH, 4-4-2022
 15, Loyola Chicago vs. Cincinnati, 30-45 with 14:00 left in 2nd half, F: 60-58 (OT), CH, 3-23-1963
 13, Duke vs. Florida, 32-45 with 17:58 left in 2nd half, F: 70-65, NSF, 4-2-1994
 13, Kansas vs. Ohio St., 21-34 with 0:24 left in 1st half, F: 64-62, NSF, 3-31-2012

BIGGEST LEAD BEFORE OTHER TEAM SCORES

- 14, North Carolina vs. Houston with 14:57 left in 1st half, F: 68-63, NSF, 3-27-1982
 14, Kansas vs. Duke with 13:14 left in 1st half, F: 66-59, NSF, 4-2-1988

FIELD GOALS

- 50, Utah vs. Saint Joseph's, N3d, 3-25-1961 (4 OT)
 48, Princeton vs. Wichita St., N3d, 3-20-1965
 47, UNLV vs. Charlotte, N3d, 3-28-1977
 45, Drake vs. North Carolina, N3d, 3-22-1969
 44, UCLA vs. Wichita St., NSF, 3-19-1965

- 45, *Saint Joseph's vs. Utah, N3d, 3-25-1961 (4 OT)

FEWEST FIELD GOALS

- 9, Oklahoma St. vs. Kentucky, CH, 3-26-1949
 10, Wisconsin vs. Pittsburgh, NSF, 3-22-1941
 10, Kentucky vs. Dartmouth, NSF, 3-21-1942
 11, Duquesne vs. Indiana, NSF, 3-21-1940
 11, Oregon St. vs. Oklahoma St., NSF, 3-19-1949

FIELD GOALS ATTEMPTED

- 103, Utah vs. Saint Joseph's, N3d, 3-25-1961 (4 OT)
 100, Rutgers vs. UCLA, N3d, 3-29-1976
 95, Houston vs. Ohio St., N3d, 3-23-1968
 95, UNLV vs. Charlotte, N3d, 3-28-1977
 92, Purdue vs. UCLA, CH, 3-22-1969

105, *Western Ky. vs. Villanova, NSF, 3-25-1971 (2 OT)

101, *Saint Joseph's vs. Utah, N3d, 3-25-1961 (4 OT)

FEWEST FIELD GOALS ATTEMPTED

28, Villanova vs. Georgetown, CH, 4-1-1985
38, Villanova vs. Memphis, NSF, 3-30-1985
41, Georgetown vs. Louisville, NSF, 3-27-1982
41, Duke vs. Kansas, CH, 4-1-1991
42, Houston vs. Virginia, NSF, 3-31-1984 (OT)
42, St. John's (NY) vs. Georgetown, NSF, 3-30-1985
42, Michigan St. vs. Butler, NSF, 4-3-2010

FIELD-GOAL PERCENTAGE

78.6% (22-28), Villanova vs. Georgetown, CH, 4-1-1985
71.4% (35-49), Villanova vs. Oklahoma, NSF, 4-2-2016
67.4% (31-46), Ohio St. vs. California, CH, 3-19-1960
64.5% (40-62), UCLA vs. Memphis, CH, 3-26-1973
64.0% (48-75), Princeton vs. Wichita St., N3d, 3-20-1965

LOWEST FIELD-GOAL PERCENTAGE

18.8% (12-64), Butler vs. UConn, CH, 4-4-2011
19.5% (15-77), NC State vs. Baylor, N3d, 3-28-1950
21.5% (14-65), Washington St. vs. Wisconsin, CH, 3-29-1941
23.4% (15-64), Baylor vs. Kentucky, CH, 3-23-1948
24.5% (13-53), Kentucky vs. Georgetown, NSF, 3-31-1984

THREE-POINT FIELD GOALS

18, Villanova vs. Kansas, NSF, 3-31-2018
13, UNLV vs. Indiana, NSF, 3-28-1987
13, Duke vs. West Virginia, NSF, 4-3-2010
13, Kansas vs. Villanova, NSF, 4-2-2022
13, Villanova vs. Kansas, NSF, 4-2-2022

FEWEST THREE-POINT FIELD GOALS

0, LSU vs. UCLA, NSF, 4-1-2006
1, Duke vs. UNLV, CH, 4-2-1990
1, UConn vs. Ohio St., NSF, 3-27-1999
1, UConn vs. Kentucky, NSF, 4-2-2011
1, UConn vs. Butler, CH, 4-4-2011
1, Florida vs. UConn, NSF, 4-5-2014
1, Loyola Chicago vs. Michigan, NSF, 3-31-18
1, Purdue vs. UConn, CH, 4-8-2024

0, *Michigan vs. Kentucky, NSF, 4-3-1993 (OT)
1, *Michigan vs. Duke, CH, 4-6-1992

THREE-POINT FIELD GOALS ATTEMPTED

40, Illinois vs. North Carolina, CH, 4-4-2005
40, Villanova vs. Kansas, NSF, 3-31-2018
35, UNLV vs. Indiana, NSF, 3-28-1987
34, Arkansas vs. North Carolina, NSF, 4-1-1995
33, Butler vs. UConn, CH, 4-4-2011
32, Arizona vs. Arkansas, NSF, 4-2-1994

FEWEST THREE-POINT FIELD GOALS ATTEMPTED

4, Indiana vs. UNLV, NSF, 3-28-1987
4, Kansas vs. Duke, NSF, 4-2-1988
5, Kentucky vs. Wisconsin, NSF, 4-4-15
6, Kansas vs. Oklahoma, CH, 4-4-1988
6, UConn vs. Ohio St., NSF, 3-27-1999
6, LSU vs. UCLA, NSF, 4-1-2006
6, UConn vs. Michigan St., NSF, 4-4-2009

4, *Michigan vs. Kentucky, NSF, 4-3-1993 (OT)

THREE-POINT FIELD-GOAL PERCENTAGE

(Minimum Seven 3FGM)

66.7% (10-15), UNLV vs. Georgia Tech, NSF, 3-31-1990
64.7% (11-17), North Carolina vs. Villanova, CH, 4-4-2016
63.6% (7-11), Indiana vs. Syracuse, CH, 3-30-1987
63.6% (7-11), Duke vs. Indiana, NSF, 4-4-1992
61.5% (8-13), Indiana vs. Oklahoma, NSF, 3-30-2002
61.1% (11-18), Syracuse vs. Kansas, CH, 4-7-2003
61.1% (11-18), Villanova vs. Oklahoma, NSF, 4-2-2016

LOWEST THREE-POINT FIELD-GOAL PERCENTAGE

(Minimum Five 3FGA)

0.0% (0-6), LSU vs. UNLV, NSF, 4-1-2006
8.3% (1-12), UConn vs. Kentucky, NSF, 4-2-2011
9.1% (1-11), Duke vs. UNLV, CH, 4-2-1990
9.1% (1-11), UConn vs. Butler, CH, 4-4-2011
10.0% (1-10), Florida vs. UConn, NSF, 4-5-2014
10.0% (1-10), NSF, Loyola Chicago vs. Michigan, 3-31-2018

9.1% (1-11), *Michigan vs. Duke, CH, 4-6-1992

FREE THROWS MADE

37, Jacksonville vs. St. Bonaventure, NSF, 3-19-1970
34, DePaul vs. Penn, N3d, 3-26-1979
34, Virginia vs. LSU, N3d, 3-30-1981
34, Arizona vs. Kentucky, CH, 3-31-1997 (OT)
32, Bradley vs. La Salle, CH, 3-20-1954
32, Duke vs. Notre Dame, NSF, 3-25-1978

37, *Saint Joseph's vs. Utah, N3d, 3-25-1961 (4 OT)

FEWEST FREE THROWS MADE

1, UNLV vs. North Carolina, NSF, 3-26-1977
2, Dartmouth vs. Utah, CH, 3-28-1944 (OT)
2, DePaul vs. Indiana St., NSF, 3-24-1979
2, North Carolina vs. Utah, NSF, 3-28-1998
2, Indiana vs. Maryland, CH, 4-1-2002

FREE THROWS ATTEMPTED

45, Jacksonville vs. St. Bonaventure, NSF, 3-19-1970
44, LSU vs. Indiana, NSF, 3-17-1953
44, Bradley vs. La Salle, CH, 3-20-1954
44, UCLA vs. Drake, NSF, 3-20-1969
44, North Carolina vs. Louisville, N3d, 3-25-1972
44, Syracuse vs. Providence, NSF, 3-28-1987

FEWEST FREE THROWS ATTEMPTED

4, NC State vs. Purdue, NSF, 4-6-2024
5, Dartmouth vs. Utah, CH, 3-28-1944 (OT)
5, UNLV vs. North Carolina, NSF, 3-26-1977
5, DePaul vs. Indiana St., NSF, 3-24-1979
6, Dartmouth vs. Stanford, CH, 3-28-1942
6, Indiana vs. UCLA, NSF, 3-24-1973
6, Mississippi St. vs. Syracuse, NSF, 3-30-1996
6, Illinois vs. North Carolina, CH, 4-4-2005

FREE-THROW PERCENTAGE

(Minimum 15 FTM)

95.0% (19-20), Wisconsin vs. Kentucky, NSF, 4-5-2014
93.8% (15-16), Ohio St. vs. Cincinnati, CH, 3-25-1961 (OT)
92.0% (23-25), Marquette vs. North Carolina, CH, 3-28-1977
90.9% (20-22), Santa Clara vs. Illinois, N3d, 3-26-1952
90.5% (19-21), Duke vs. Louisville, CH, 3-31-1986

LOWEST FREE-THROW PERCENTAGE

20.0% (1-5), UNLV vs. North Carolina, NSF, 3-26-1977
28.6% (2-7), North Carolina vs. Utah, NSF, 3-28-1998
28.6% (2-7), Indiana vs. Maryland, CH, 4-1-2002
30.8% (4-13), Syracuse vs. North Carolina, NSF, 4-2-2016
33.3% (5-15), Oklahoma St. vs. NYU, CH, 3-27-1945
33.3% (4-12), Kentucky vs. UConn, NSF, 4-2-2011

REBOUNDS

76, Houston vs. North Carolina, N3d, 3-25-1967
67, Kansas vs. Western Ky., N3d, 3-27-1971
65, Michigan St. vs. North Carolina, NSF, 3-22-1957 (3 OT)
65, Utah vs. Saint Joseph's, N3d, 3-25-1961 (4 OT)
61, UCLA vs. Purdue, CH, 3-22-1969

69, *Western Ky. vs. Villanova, NSF, 3-25-1971 (2 OT)

FEWEST REBOUNDS

- 17, Villanova vs. Georgetown, CH, 4-1-1985
- 17, Georgetown vs. Villanova, CH, 4-1-1985
- 20, Wisconsin vs. Michigan St., NSF, 4-1-2000
- 21, Memphis vs. UCLA, CH, 3-26-1973
- 21, DePaul vs. Indiana St., NSF, 3-24-1979

REBOUND MARGIN

- 25, Michigan St. (60) vs. San Francisco (35), N3d, 3-23-1957
- 24, Houston (76) vs. North Carolina (52), N3d, 3-25-1967
- 23, Seattle U. (56) vs. Kansas St. (33), NSF, 3-21-1958
- 23, New Mexico St. (57) vs. St. Bonaventure (34), N3d, 3-21-1970
- 22, Michigan St. (42) vs. Wisconsin (20), NSF, 4-1-2000

ASSISTS

- 26, Louisville vs. LSU, NSF, 3-29-1986
- 26, Gonzaga vs. UCLA, NSF, 4-3-2021 (OT)
- 24, UNLV vs. Duke, CH, 4-2-1990
- 23, UNLV vs. Indiana, NSF, 3-28-1987
- 23, Michigan vs. Illinois, NSF, 4-1-1989
- 23, Baylor vs. Houston, NSF, 4-3-2021

BLOCKED SHOTS

- 11, Kentucky vs. Kansas, CH, 4-2-2012
- 10, Florida vs. UCLA, CH, 4-3-2006
- 10, UConn vs. Butler, CH, 4-4-2011
- 9, Kansas vs. Duke, NSF, 4-2-1988
- 9, Maryland vs. Kansas, NSF, 3-30-2002
- 9, Kansas vs. North Carolina, NSF, 4-5-2008
- 9, Virginia vs. Auburn, NSF, 4-6-2019

STEALS

- 16, UNLV vs. Duke, CH, 4-2-1990
- 15, Arkansas vs. UCLA, CH, 4-3-1995
- 14, Kentucky vs. Minnesota, NSF, 3-29-1997
- 13, Duke vs. Louisville, CH, 3-31-1986
- 13, Oklahoma vs. Kansas, CH, 4-4-1988

PERSONAL FOULS

- 35, St. John's (NY) vs. Kansas, CH, 3-26-1952
- 33, Providence vs. Syracuse, NSF, 3-28-1987
- 33, Indiana vs. Duke, NSF, 4-4-1992
- 32, Bradley vs. CCNY, CH, 3-28-1950
- 32, St. Bonaventure vs. Jacksonville, NSF, 3-19-1970

FEWEST PERSONAL FOULS

- 5, Stanford vs. Dartmouth, CH, 3-28-1942
- 6, Utah vs. Dartmouth, CH, 3-28-1944 (OT)
- 7, Dartmouth vs. Stanford, CH, 3-28-1942
- 8, Wisconsin vs. Pittsburgh, NSF, 3-22-1941
- 8, Washington St. vs. Wisconsin, CH, 3-29-1941
- 8, Kansas vs. Villanova, NSF, 4-2-2022
- 8, Purdue vs. NC State, NSF, 4-6-2024

PLAYERS DISQUALIFIED

- 4, St. Bonaventure vs. Jacksonville, NSF, 3-19-1970
- 4, Syracuse vs. Louisville, N3d, 3-31-1975 (OT)
- 4, Penn vs. DePaul, N3d, 3-26-1979

- 4, Indiana vs. Duke, NSF, 4-4-1992
- 4, Kentucky vs. Arizona, CH, 3-31-1997 (OT)

TEAM AND TWO-TEAM SCORING BY HALVES

POINTS IN A HALF, TEAM

- 65, UCLA vs. Wichita St., NSF, 3-19-1965 (1st)
- 65, Princeton vs. Wichita St., N3d, 3-20-1965 (2d)
- 62, Seton Hall vs. Duke, NSF, 4-1-1989 (2d)
- 59, Kansas vs. Marquette, NSF, 4-5-2003 (1st)
- 58, Memphis vs. Providence, NSF, 3-24-1973 (2d)
- 58, Houston vs. Louisville, NSF, 4-2-1983 (2d)

POINTS IN A HALF, BOTH TEAMS

- 111, Louisville (57) vs. North Carolina (54), N3d, 3-25-1972 (2d)
- 108, Princeton (65) vs. Wichita St. (43), N3d, 3-20-1965 (2d)
- 106, UCLA (57) vs. Rutgers (49), N3d, 3-29-1976 (1st)
- 105, Charlotte (55) vs. UNLV (50), N3d, 3-28-1977 (1st)
- 104, Notre Dame (57) vs. Duke (47), NSF, 3-25-1978 (2d)
- 104, Maryland (53) vs. Kansas (51), NSF, 3-30-2002 (2d)

POINTS AT HALFTIME, TEAM

- 65, UCLA vs. Wichita St. (38), NSF, 3-19-1965
- 59, Kansas vs. Marquette (30), NSF, 4-5-2003
- 57, UCLA vs. Rutgers (49), N3d, 3-29-1976
- 55, Charlotte vs. UNLV (50), N3d, 3-28-1977
- 55, North Carolina vs. Michigan St. (34), CH, 4-6-2009

POINTS AT HALFTIME, BOTH TEAMS

- 106, UCLA (57) vs. Rutgers (49), N3d, 3-29-1976
- 105, Charlotte (55) vs. UNLV (50), N3d, 3-28-1977
- 103, UCLA (65) vs. Wichita St. (38), NSF, 3-19-1965
- 102, Louisville (53) vs. Cincinnati (49), N3d, 3-21-1959
- 100, Indiana (53) vs. UNLV (47), NSF, 3-28-1987
- 100, Kansas (50) vs. Oklahoma (50), CH, 4-4-1988

FEWEST POINTS IN A HALF, TEAM

- 10, Villanova vs. Ohio St., NSF, 3-18-1939 (1st)
- 11, Oregon St. vs. Oklahoma St., NSF, 3-19-1949 (1st)
- 11, Kentucky vs. Georgetown, NSF, 3-31-1984 (2d)
- 12, Pittsburgh vs. Wisconsin, NSF, 3-22-1941 (2d)
- 13, Duquesne vs. Indiana, NSF, 3-21-1940 (1st)
- 13, Kentucky vs. Dartmouth, NSF, 3-21-1942 (1st)

FEWEST POINTS IN A HALF, BOTH TEAMS

- 31, Duquesne (17) vs. Indiana (14), NSF, 3-21-1940 (2d)
- 32, Pittsburgh (18) vs. Wisconsin (14), NSF, 3-22-1941 (1st)
- 32, Oklahoma St. (21) vs. Oregon St. (11), NSF, 3-19-1949 (1st)
- 34, Wisconsin (22) vs. Pittsburgh (12), NSF, 3-22-1941 (2d)
- 34, Wyoming (18) vs. Georgetown (16), CH, 3-30-1943 (1st)

FEWEST POINTS AT HALFTIME, TEAM

- 10, Villanova vs. Ohio St. (25), NSF, 3-18-1939
- 11, Oregon St. vs. Oklahoma St. (21), NSF, 3-19-1949
- 13, Duquesne vs. Indiana (25), NSF, 3-21-1940
- 13, Kentucky vs. Dartmouth (23), NSF, 3-21-1942
- 14, Oklahoma vs. Oregon (21), NSF, 3-21-1939
- 14, Wisconsin vs. Pittsburgh (18), NSF, 3-22-1941
- 14, Oklahoma St. vs. Kansas St. (37), NSF, 3-24-1951

FEWEST POINTS AT HALFTIME, BOTH TEAMS

- 32, Pittsburgh (18) vs. Wisconsin (14), NSF, 3-22-1941
- 32, Oklahoma St. (21) vs. Oregon St. (11), NSF, 3-19-1949
- 34, Wyoming (18) vs. Georgetown (16), CH, 3-30-1943
- 35, Ohio St. (25) vs. Villanova (10), NSF, 3-18-1939
- 35, Oregon (21) vs. Oklahoma (14), NSF, 3-21-1939
- 35, Utah (19) vs. Iowa St. (16), NSF, 3-25-1944
- 35, Dartmouth (18) vs. Utah (17), CH, 3-28-1944

HALFTIME LEAD

- 33, Michigan St. (50) vs. Penn (17), NSF, 3-24-1979
- 29, Kansas (59) vs. Marquette (30), NSF, 4-5-2003
- 27, UCLA (65) vs. Wichita St. (38), NSF, 3-19-1965
- 25, Baylor (45) vs. Houston (20), NSF, 4-3-2021
- 23, Kansas St. (37) vs. Oklahoma St. (14), NSF, 3-24-1951
- 23, Purdue (53) vs. North Carolina (30), NSF, 3-20-1969

HALFTIME DEFICIT OVERCOME TO WIN

- 15, Kansas vs. North Carolina, H: 25-40, F: 72-69, CH, 4-4-2022
- 11, Temple vs. Kansas St., H: 28-39, F: 67-57, N3d, 3-22-1958
- 11, Duke vs. Maryland, H: 38-49, F: 94-84, NSF, 3-31-2001
- 10, Kentucky vs. Utah, H: 31-41, F: 78-69, CH, 3-30-1998
- 9, Memphis vs. Providence, H: 40-49, F: 98-85, NSF, 3-24-1973

9, Kansas vs. Ohio St., H: 25-34, F: 64-62, NSF, 3-31-2012

TWO-TEAM RECORDS

POINTS

200, Princeton (118) vs. Wichita St. (82), N3d, 3-20-1965
200, UNLV (106) vs. Charlotte (94), N3d, 3-28-1977
198, UCLA (106) vs. Rutgers (92), N3d, 3-29-1976
197, UCLA (108) vs. Wichita St. (89), NSF, 3-19-1965
196, North Carolina (105) vs. Louisville (91), N3d, 3-25-1972

247, *Saint Joseph's (127) vs. Utah (120), N3d, 3-25-1961 (4 OT)

FEWEST POINTS

73, Wisconsin (39) vs. Washington St. (34), CH, 3-29-1941
79, Ohio St. (33) vs. Oregon (46), CH, 3-27-1939
80, Georgetown (34) vs. Wyoming (46), CH, 3-30-1943
82, Dartmouth (40) vs. Utah (42), CH, 3-28-1944 (OT)
82, Oklahoma St. (36) vs. Kentucky (46), CH, 3-26-1949

FIELD GOALS

83, UNLV (47) vs. Charlotte (36), N3d, 3-28-1977
82, UCLA (44) vs. Rutgers (38), N3d, 3-29-1976
80, UCLA (44) vs. Wichita St. (36), NSF, 3-19-1965
79, Memphis (41) vs. Providence (38), NSF, 3-24-1973
77, Princeton (48) vs. Wichita St. (29), N3d, 3-20-1965
77, Drake (45) vs. North Carolina (32), N3d, 3-22-1969

95, Utah (50) vs. *Saint Joseph's (45), N3d, 3-25-1961 (4 OT)

FIELD GOALS ATTEMPTED

180, Rutgers (100) vs. UCLA (80), N3d, 3-29-1976
172, Houston (95) vs. Ohio St. (77), N3d, 3-22-1968
168, North Carolina (88) vs. Michigan St. (80), NSF, 3-22-1957
167, San Francisco (87) vs. Iowa (80), CH, 3-23-1956
167, UNLV (95) vs. Charlotte (72), N3d, 3-28-1977

204, Utah (103) vs. *Saint Joseph's (101), N3d, 3-25-1961 (4 OT)

178, *Western Ky. (105) vs. *Villanova (73), NSF, 3-25-1971 (2 OT)

THREE-POINT FIELD GOALS

26, Kansas (13) vs. Villanova (13), NSF, 4-2-2022
22, Arkansas (12) vs. North Carolina (10), NSF, 4-1-1995
21, Illinois (12) vs. North Carolina (9), CH, 4-4-2005
21, Virginia (11) vs. Texas Tech (10), CH, 4-8-2019 (OT)
21, Alabama (11) vs. UConn (10), NSF, 4-6-2024

25, Villanova (18) vs. *Kansas (7), NSF, 3-31-2018

THREE-POINT FIELD GOALS ATTEMPTED

62, Arkansas (34) vs. North Carolina (28), NSF, 4-1-1995
56, Arizona (32) vs. Arkansas (24), NSF, 4-2-1994
56, Illinois (40) vs. North Carolina (16), CH, 4-4-2005
55, Villanova (31) vs. Kansas (24), NSF, 4-2-2022

61, Villanova (40) vs. *Kansas (21), NSF, 3-31-2018

FREE THROWS MADE

60, North Carolina (33) vs. Louisville (27), N3d, 3-25-1972
53, Indiana (30) vs. LSU (23), NSF, 3-17-1953
52, Jacksonville (37) vs. St. Bonaventure (15), NSF, 3-19-1970
51, Colorado (29) vs. Iowa (22), N3d, 3-19-1955
50, Bradley (32) vs. La Salle (18), CH, 3-20-1954
57, *Saint Joseph's (37) vs. Utah (20), N3d, 3-25-1961 (4 OT)

FREE THROWS ATTEMPTED

86, LSU (44) vs. Indiana (42), NSF, 3-17-1953
81, North Carolina (44) vs. Louisville (37), N3d, 3-25-1972
70, Kentucky (38) vs. Syracuse (32), NSF, 3-29-1975
69, Colorado (40) vs. Iowa (29), N3d, 3-19-1955
69, North Carolina (40) vs. Michigan St. (29), CH, 4-6-2009

76, *Saint Joseph's (42) vs. Utah (34), N3d, 3-25-1961 (4 OT)

REBOUNDS

128, Houston (76) vs. North Carolina (52), N3d, 3-25-1967
119, Michigan St. (65) vs. North Carolina (54), NSF, 3-22-1957 (3 OT)
112, Ohio St. (58) vs. Houston (54), N3d, 3-23-1968
111, UCLA (57) vs. Houston (54), NSF, 3-22-1968
110, UCLA (57) vs. Rutgers (53), N3d, 3-29-1976

128, Utah (65) vs. *Saint Joseph's (63), N3d, 3-25-1961 (4 OT)

123, *Western Ky. (69) vs. *Villanova (54), NSF, 3-25-1971 (2 OT)

123, Kansas (67) vs. *Western Ky. (56), N3d, 3-27-1971

ASSISTS

47, Gonzaga (26) vs. UCLA (21), NSF, 4-3-2021 (OT)
40, Kansas (22) vs. Maryland (18), NSF, 3-30-2002
39, Houston (20) vs. Georgetown (19), CH, 4-2-1984
39, Louisville (26) vs. LSU (13), NSF, 3-29-1986
39, UNLV (23) vs. Indiana (16), NSF, 3-28-1987

39, Kentucky (20) vs. *Massachusetts (19), NSF, 3-30-1996

BLOCKED SHOTS

16, Kentucky (11) vs. Kansas (5), CH, 4-2-2012
15, Kansas (8) vs. Ohio St. (7), NSF, 3-31-2012
14, Kansas (9) vs. Duke (5), NSF, 4-2-1988
14, Gonzaga (8) vs. South Carolina (6), NSF, 4-1-2017
13, North Carolina (8) vs. Gonzaga (5), CH, 4-3-2017

14, *Massachusetts (8) vs. Kentucky (6), NSF, 3-30-1996

STEALS

26, Arkansas (15) vs. UCLA (11), CH, 4-3-1995
24, Oklahoma (13) vs. Kansas (11), CH, 4-4-1988
22, Maryland (12) vs. Indiana (10), CH, 4-1-2002
22, Kansas (11) vs. Memphis (11), CH, 4-7-2008 (OT)
21, UNLV (16) vs. Duke (5), CH, 4-2-1990

PERSONAL FOULS

61, Kentucky (31) vs. Syracuse (30), NSF, 3-29-1975
60, St. John's (NY) (35) vs. Kansas (25), CH, 3-26-1952
55, Louisville (31) vs. North Carolina (24), N3d, 3-25-1972
53, Indiana (27) vs. LSU (26), NSF, 3-17-1953
53, St. Bonaventure (32) vs. Jacksonville (21), NSF, 3-19-1970
53, Penn (31) vs. Michigan St. (22), NSF, 3-24-1979
53, Penn (31) vs. DePaul (22), N3d, 3-26-1979

PLAYERS DISQUALIFIED

6, CCNY (3) vs. NC State (3), NSF, 3-25-1950
6, Penn (4) vs. DePaul (2), N3d, 3-26-1979
6, LSU (4) vs. Virginia (2), N3d, 3-28-1981
5, five tied (most recent: Kentucky [4] vs. Arizona [1], CH, 3-31-1997 [OT])

CHAMPIONSHIP GAME RECORDS

Team's appearance later vacated by the NCAA/Committee on Infractions/IARP ().*

INDIVIDUAL RECORDS

POINTS

- 44, Bill Walton, UCLA vs. Memphis, 3-26-1973
- 42, Gail Goodrich, UCLA vs. Michigan, 3-20-1965
- 41, Jack Givens, Kentucky vs. Duke, 3-27-1978
- 37, Lew Alcindor, UCLA vs. Purdue, 3-22-1969
- 37, Zach Edey, Purdue vs. UConn, 4-8-2024

POINTS BY A FRESHMAN

- 26, Toby Bailey, UCLA vs. Arkansas, 4-3-1995
- 25, Pervis Ellison, Louisville vs. Duke, 3-31-1986
- 25, Greg Oden, Ohio St. vs. Florida, 4-2-2007
- 23, Patrick Ewing, Georgetown vs. North Carolina, 3-29-1982
- 23, Tyus Jones, Duke vs. Wisconsin, 4-6-2015

FIELD GOALS

- 21, Bill Walton, UCLA vs. Memphis, 3-26-1973
- 18, Jack Givens, Kentucky vs. Duke, 3-27-1978
- 15, Lew Alcindor, UCLA vs. North Carolina, 3-23-1968
- 15, Lew Alcindor, UCLA vs. Purdue, 3-22-1969
- 15, Zach Edey, Purdue vs. UConn, 4-8-2024

FIELD GOALS ATTEMPTED

- 36, Rick Mount, Purdue vs. UCLA, 3-22-1969
- 32, Elgin Baylor, Seattle U. vs. Kentucky, 3-22-1958
- 30, Kevin Grevey, Kentucky vs. UCLA, 3-31-1975
- 29, Bill Spivey, Kentucky vs. Kansas St., 3-27-1951
- 29, Artis Gilmore, Jacksonville vs. UCLA, 3-21-1970

FIELD-GOAL PERCENTAGE

(Minimum 10 FGM)

- 95.5% (21-22), Bill Walton, UCLA vs. Memphis, 3-26-1973
- 90.0% (10-11), Sean May, North Carolina vs. Illinois, 4-4-2005
- 83.3% (10-12), Udonis Haslem, Florida vs. Michigan St., 4-3-2000
- 76.5% (13-17), James Worthy, North Carolina vs. Georgetown, 3-29-1982
- 75.0% (15-20), Lew Alcindor, UCLA vs. Purdue, 3-22-1969
- 75.0% (12-16), Anderson Hunt, UNLV vs. Duke, 4-2-1990

THREE-POINT FIELD GOALS

- 7, Steve Alford, Indiana vs. Syracuse, 3-30-1987
- 7, Dave Sieger, Oklahoma vs. Kansas, 4-4-1988
- 7, Tony Delk, Kentucky vs. Syracuse, 4-1-1996
- 6, Gerry McNamara, Syracuse vs. Kansas, 4-7-2003

- 5, seven tied (most recent: Donte DiVincenzo, Villanova vs. Michigan, 4-2-2018)

THREE-POINT FIELD GOALS ATTEMPTED

- 16, Luther Head, Illinois vs. North Carolina, 4-4-2005
- 13, Dave Sieger, Oklahoma vs. Kansas, 4-4-1988
- 13, Joel Berry II, North Carolina vs. Gonzaga, 4-3-2017
- 12, Glen Rice, Michigan vs. Seton Hall, 4-3-1989 (OT)
- 12, John Morton, Seton Hall vs. Michigan, 4-3-1989 (OT)
- 12, Tony Delk, Kentucky vs. Syracuse, 4-1-1996
- 12, Scott Padgett, Kentucky vs. Arizona, 3-31-1997 (OT)
- 12, Kirk Hinrich, Kansas vs. Syracuse, 4-7-2003

THREE-POINT FIELD-GOAL PERCENTAGE

(Minimum Five 3FGM)

- 100% (5-5), Luke Hancock, *Louisville vs. Michigan, 4-8-2013
- 71.4% (5-7), Donald Williams, North Carolina vs. Michigan, 4-5-1993
- 71.4% (5-7), Donte DiVincenzo, Villanova vs. Michigan, 4-2-2018
- 70.0% (7-10), Steve Alford, Indiana vs. Syracuse, 3-30-1987
- 60.0% (6-10), Gerry McNamara, Syracuse vs. Kansas, 4-7-2003
- 58.3% (7-12), Tony Delk, Kentucky vs. Syracuse, 4-1-1996

FREE THROWS MADE

- 18, Gail Goodrich, UCLA vs. Michigan, 3-20-1965
- 15, Ty Lawson, North Carolina vs. Michigan St., 4-6-2009
- 14, Miles Simon, Arizona vs. Kentucky, 3-31-1997 (OT)
- 12, Vern Hatton, Kentucky vs. Seattle U., 3-22-1958
- 12, Christian Laettner, Duke vs. Kansas, 4-1-1991

FREE THROWS ATTEMPTED

- 20, Gail Goodrich, UCLA vs. Michigan, 3-20-1965
- 18, Ty Lawson, North Carolina vs. Michigan St., 4-6-2009
- 17, Bob Carney, Bradley vs. La Salle, 3-20-1954
- 17, Miles Simon, Arizona vs. Kentucky, 3-31-1997 (OT)
- 16, Wilt Chamberlain, Kansas vs. North Carolina, 3-23-1957 (3 OT)

FREE-THROW PERCENTAGE

(Minimum 10 FTM)

- 100% (12-12), Christian Laettner, Duke vs. Kansas, 4-1-1991
- 91.7% (11-12), Dick Estergard, Bradley vs. La Salle, 3-20-1954

- 90.0% (18-20), Gail Goodrich, UCLA vs. Michigan, 3-20-1965

- 84.6% (11-13), Larry Finch, Memphis vs. UCLA, 3-26-1973

- 83.3% (10-12), three tied (most recent: Eugene Banks, Duke vs. Kentucky, 3-27-1978)

REBOUNDS

- 27, Bill Russell, San Francisco vs. Iowa, 3-23-1956
- 21, Bill Spivey, Kentucky vs. Kansas St., 3-27-1951
- 21, Nick Collison, Kansas vs. Syracuse, 4-7-2003
- 20, Lew Alcindor, UCLA vs. Purdue, 3-22-1969
- 20, Bill Walton, UCLA vs. Florida St., 3-25-1972

REBOUNDS SINCE 1973

- 21, Nick Collison, Kansas vs. Syracuse, 4-7-2003
- 19, Derrick Coleman, Syracuse vs. Indiana, 3-30-1987
- 18, Akeem Olajuwon, Houston vs. NC State, 4-4-1983
- 18, Danny Manning, Kansas vs. Oklahoma, 4-4-1988
- 17, Ed O'Bannon, UCLA vs. Arkansas, 4-3-1995
- 17, Thomas Robinson, Kansas vs. Kentucky, 4-2-2012

ASSISTS

- 11, Rumeal Robinson, Michigan vs. Seton Hall, 4-3-1989 (OT)
- 9, Alvin Franklin, Houston vs. Georgetown, 4-2-1984
- 9, Michael Jackson, Georgetown vs. Villanova, 4-1-1985
- 9, Bobby Hurley, Duke vs. Kansas, 4-1-1991
- 8, Cameron Dollar, UCLA vs. Arkansas, 4-3-1995
- 8, Taurean Green, Florida vs. UCLA, 4-3-2006
- 8, Ty Jerome, Virginia vs. Texas Tech, 4-8-2019 (OT)
- 8, Braden Smith, Purdue vs. UConn, 4-8-2024

- 8, Derrick Rose, *Memphis vs. Kansas, 4-7-2008 (OT)

BLOCKED SHOTS

- 6, Joakim Noah, Florida vs. UCLA, 4-3-2006
- 6, Anthony Davis, Kentucky vs. Kansas, 4-2-2012
- 4, Loren Woods, Arizona vs. Duke, 4-2-2001
- 4, Greg Oden, Ohio St. vs. Florida, 4-2-2007
- 4, Alex Oriakhi, UConn vs. Butler, 4-4-2011
- 4, Roscoe Smith, UConn vs. Butler, 4-4-2011
- 4, Jeff Withey, Kansas vs. Kentucky, 4-2-2012
- 4, Brady Manek, North Carolina vs. Kansas, 4-4-2022

STEALS

- 8, Ty Lawson, North Carolina vs. Michigan St., 4-6-2009
- 7, Tommy Amaker, Duke vs. Louisville, 3-31-1986

- 7, Mookie Blaylock, Oklahoma vs. Kansas, 4-4-1988
- 5, Danny Manning, Kansas vs. Oklahoma, 4-4-1988
- 5, Greg Anthony, UNLV vs. Duke, 4-2-1990
- 5, Juan Dixon, Maryland vs. Indiana, 4-1-2002

TEAM RECORDS

POINTS

- 103, UNLV vs. Duke (73), 4-2-1990
- 98, UCLA vs. Duke (83), 3-21-1964
- 94, Kentucky vs. Duke (88), 3-27-1978
- 92, La Salle vs. Bradley (76), 3-20-1954
- 92, UCLA vs. Purdue (72), 3-22-1969
- 92, UCLA vs. Kentucky (85), 3-31-1975

FEWEST POINTS

- 33, Ohio St. vs. Oregon (46), 3-27-1939
- 34, Washington St. vs. Wisconsin (39), 3-29-1941
- 34, Georgetown vs. Wyoming (46), 3-30-1943
- 36, Oklahoma St. vs. Kentucky (46) 3-26-1949
- 38, Dartmouth vs. Stanford (53), 3-28-1942

WINNING MARGIN

- 30, UNLV (103) vs. Duke (73), 4-2-1990
- 23, UCLA (78) vs. North Carolina (55), 3-23-1968
- 21, UCLA (87) vs. Memphis (66), 3-26-1973
- 20, Ohio St. (75) vs. California (55), 3-19-1960
- 20, UCLA (92) vs. Purdue (72), 3-22-1969

*Record later vacated

- 20, Duke (71) vs. *Michigan (51), 4-6-1992

SMALLEST WINNING MARGIN

- 1, Indiana (69) vs. Kansas (68), 3-18-1953
- 1, North Carolina (54) vs. Kansas (53), 3-23-1957 (3 OT)
- 1, California (71) vs. West Virginia (70), 3-21-1959
- 1, North Carolina (63) vs. Georgetown (62), 3-29-1982
- 1, Indiana (74) vs. Syracuse (73), 3-30-1987
- 1, Michigan (80) vs. Seton Hall (79), 4-3-1989 (OT)

POINTS BY LOSING TEAM

- 88, Duke vs. Kentucky (94), 3-27-1978
- 85, Kentucky vs. UCLA (92), 3-31-1975
- 83, Duke vs. UCLA (98), 3-21-1964
- 80, Michigan vs. UCLA (91), 3-20-1965
- 79, Oklahoma vs. Kansas (83), 4-4-1988
- 79, Seton Hall vs. Michigan (80), 4-3-1989 (OT)
- 79, Kentucky vs. Arizona (84), 3-31-1997 (OT)

DEFICIT OVERCOME TO WIN

- 15, Loyola Chicago vs. Cincinnati, 30-45 with 14:00 left in 2nd half, F: 60-58 (OT), 3-23-1963
- 15, Kansas vs. North Carolina, 25-40 at halftime, F: 72-69, 4-4-2022
- 12, Kentucky vs. Utah, 33-45 with 17:48 left in 2nd half, F: 78-69, 3-30-1998

FIELD GOALS

- 41, UNLV vs. Duke, 4-2-1990
- 40, UCLA vs. Memphis, 3-26-1973
- 39, Kentucky vs. Duke, 3-27-1978
- 38, UCLA vs. Kentucky, 3-31-1975
- 37, La Salle vs. Bradley, 3-20-1954

FEWEST FIELD GOALS

- 9, Oklahoma St. vs. Kentucky, 3-26-1949
- 12, Butler vs. UConn, 4-4-2011
- 13, North Carolina vs. Oklahoma St., 3-26-1946
- 14, Ohio St. vs. Oregon, 3-27-1939
- 14, Washington St. vs. Wisconsin, 3-29-1941
- 14, Georgetown vs. Wyoming, 3-30-1943

FIELD GOALS ATTEMPTED

- 92, Purdue vs. UCLA, 3-22-1969
- 87, San Francisco vs. Iowa, 3-23-1956
- 86, Kentucky vs. UCLA, 3-31-1975
- 84, Loyola Chicago vs. Cincinnati, 3-23-1963 (OT)
- 80, Kansas St. vs. Kentucky, 3-27-1951
- 80, Jacksonville vs. UCLA, 3-21-1970

FEWEST FIELD GOALS ATTEMPTED

- 28, Villanova vs. Georgetown, 4-1-1985
- 41, Duke vs. Kansas, 4-1-1991
- 43, Michigan St. vs. Indiana St., 3-26-1979
- 45, North Carolina vs. Kansas, 3-23-1957 (3 OT)
- 45, Cincinnati vs. Loyola Chicago, 3-23-1963

FIELD-GOAL PERCENTAGE

- 78.6% (22-28), Villanova vs. Georgetown, 4-1-1985
- 67.4% (31-46), Ohio St. vs. California, 3-19-1960
- 64.5% (40-62), UCLA vs. Memphis, 3-26-1973
- 63.6% (35-55), Kansas vs. Oklahoma, 4-4-1988
- 61.2% (41-67), UNLV vs. Duke, 4-2-1990

LOWEST FIELD-GOAL PERCENTAGE

- 18.8% (12-64), Butler vs. UConn, 4-4-2011
- 21.5% (14-65), Washington St. vs. Wisconsin, 3-29-1941
- 23.4% (15-64), Baylor vs. Kentucky, 3-23-1948
- 25.4% (16-63), Wisconsin vs. Washington St., 3-29-1941
- 27.4% (23-84), Loyola Chicago vs. Cincinnati, 3-23-1963 (OT)

THREE-POINT FIELD GOALS

- 12, Kentucky vs. Syracuse, 4-1-1996
- 12, Illinois vs. North Carolina, 4-4-2005
- 11, Michigan St. vs. Florida, 4-3-2000
- 11, Syracuse vs. Kansas, 4-7-2003
- 11, North Carolina vs. Villanova, 4-4-2016
- 11, Virginia vs. Texas Tech, 4-8-2019 (OT)

FEWEST THREE-POINT FIELD GOALS

- 1, Duke vs. UNLV, 4-2-1990
- 1, UConn vs. Butler, 4-4-2011
- 1, Purdue vs. UConn, 4-8-2024
- 2, UCLA vs. Arkansas, 4-3-1995
- 2, Maryland vs. Indiana, 4-1-2002

- 1, *Michigan vs. Duke, 4-6-1992

THREE-POINT FIELD GOALS ATTEMPTED

- 40, Illinois vs. North Carolina, 4-4-2005
- 33, Butler vs. UConn, 4-4-2011
- 30, Kentucky vs. Arizona, 3-31-1997 (OT)
- 30, Texas Tech vs. Virginia, 4-8-2019 (OT)
- 28, Arkansas vs. UCLA, 4-3-1995

FEWEST THREE-POINT FIELD GOALS ATTEMPTED

- 6, Kansas vs. Oklahoma, 4-4-1988
- 7, UCLA vs. Arkansas, 4-3-1995
- 7, Purdue vs. UConn, 4-8-2024
- 8, UConn vs. Duke, 3-29-1999
- 9, Duke vs. Michigan, 4-6-1992
- 9, Maryland vs. Indiana, 4-1-2002

THREE-POINT FIELD-GOAL PERCENTAGE

(Minimum Seven 3FGM)

- 64.7% (11-17), North Carolina vs. Villanova, 4-4-2016
- 63.6% (7-11), Indiana vs. Syracuse, 3-30-1987
- 61.1% (11-18), Syracuse vs. Kansas, 4-7-2003
- 57.1% (8-14), UNLV vs. Duke, 4-2-1990
- 57.1% (8-14), Villanova vs. North Carolina, 4-4-2016



Photo by Brett Wilhelm

Donovan Clingan (32) of UConn dunks during the first half of the 2024 national championship game vs. Purdue.

LOWEST THREE-POINT FIELD-GOAL PERCENTAGE

(Minimum Five 3FGA)

- 9.1% (1-11), Duke vs. UNLV, 4-2-1990
- 9.1% (1-11), UConn vs Butler, 4-4-2011
- 13.0% (3-23), Michigan vs. Villanova, 4-2-2018
- 14.3% (1-7), Purdue vs. UConn, 4-8-2024
- 14.8% (4-27), North Carolina vs. Gonzaga, 4-3-2017

9.1% (1-11), *Michigan vs. Duke, 4-6-1992

FREE THROWS MADE

- 34, Arizona vs. Kentucky, 3-31-1997 (OT)
- 32, Bradley vs. La Salle, 3-20-1954
- 30, Duke vs. Kentucky, 3-27-1978
- 28, UTEP vs. Kentucky, 3-19-1966
- 28, UCLA vs. Purdue, 3-22-1969
- 28, North Carolina vs. Michigan St., 4-6-2009

FEWEST FREE THROWS MADE

- 2, Dartmouth vs. Utah, 3-28-1944 (OT)
- 2, Indiana vs. Maryland, 4-1-2002
- 4, Dartmouth vs. Stanford, 3-28-1942
- 4, Kansas vs. Duke, 4-1-1991
- 4, Illinois vs. North Carolina, 4-4-2005

FREE THROWS ATTEMPTED

- 44, Bradley vs. La Salle, 3-20-1954
- 41, UCLA vs. Purdue, 3-22-1969
- 41, Arizona vs. Kentucky, 3-31-1997 (OT)
- 40, North Carolina vs. Michigan St., 4-6-2009
- 39, UConn vs. Georgia Tech, 4-5-2004

FEWEST FREE THROWS ATTEMPTED

- 5, Dartmouth vs. Utah, 3-28-1944 (OT)
- 6, Dartmouth vs. Stanford, 3-28-1942
- 6, Illinois vs. North Carolina, 4-5-1993
- 7, Indiana vs. Maryland, 4-1-2002
- 8, Stanford vs. Dartmouth, 3-28-1942
- 8, Jacksonville vs. UCLA, 3-21-1970
- 8, Georgetown vs. Villanova, 4-1-1985
- 8, Kansas vs. Duke, 4-1-1991

7, *Michigan vs. North Carolina, 4-5-1993

FREE-THROW PERCENTAGE (Minimum 15 FTM)

- 93.8% (15-16), Ohio St. vs. Cincinnati, 3-25-1961 (OT)
- 92.0% (23-25), Marquette vs. North Carolina, 3-28-1977
- 90.5% (19-21), Duke vs. Louisville, 3-31-1986
- 88.9% (16-18), Baylor vs. Gonzaga, 4-5-2021
- 88.9% (24-27), UConn vs. San Diego St., 4-3-2023

88.9% (16-18), *UCLA vs. Louisville, 3-24-1980

LOWEST FREE-THROW PERCENTAGE

- 28.6% (2-7), Indiana vs. Maryland, 4-1-2002
- 33.3% (5-15), Oklahoma St. vs. NYU, 3-27-1945
- 40.0% (2-5), Dartmouth vs. Utah, 3-28-1944 (OT)
- 40.0% (12-30), Kansas vs. Syracuse, 4-7-2003
- 42.9% (6-14), Georgetown vs. Wyoming, 3-30-1943

REBOUNDS

- 61, UCLA vs. Purdue, 3-22-1969
- 60, San Francisco vs. Iowa, 3-23-1956
- 55, Kentucky vs. Seattle U., 3-22-1958
- 55, UCLA vs. Kentucky, 3-31-1975
- 55, North Carolina vs. Kansas, 4-4-2022

FEWEST REBOUNDS

- 17, Villanova vs. Georgetown, 4-1-1985
- 17, Georgetown vs. Villanova, 4-1-1985
- 21, Memphis vs. UCLA, 3-26-1973
- 22, Georgetown vs. North Carolina, 3-29-1982
- 22, Gonzaga vs. Baylor, 4-5-2021

REBOUND MARGIN

- 20, North Carolina (55) vs. Kansas (35), 4-4-2022
- 19, UCLA (40) vs. Memphis (21), 3-26-1973
- 19, UCLA (50) vs. Arkansas (31), 4-3-1995
- 16, Kansas (52) vs. Syracuse (36), 4-7-2003
- 16, Baylor (38) vs. Gonzaga (22), 4-5-2021

ASSISTS

- 24, UNLV vs. Duke, 4-2-1990
- 22, Kentucky vs. Syracuse, 4-1-1996
- 21, UCLA vs. Arkansas, 4-3-1995
- 21, Florida vs. UCLA, 4-3-2006
- 20, Houston vs. Georgetown, 4-2-1984
- 20, Indiana vs. Syracuse, 3-30-1987

BLOCKED SHOTS

- 11, Kentucky vs. Kansas, 4-2-2012
- 10, Florida vs. UCLA, 4-3-2006
- 10, UConn vs. Butler, 4-4-2011
- 8, North Carolina vs. Gonzaga, 4-3-2017
- 7, Louisville vs. Duke, 3-31-1986
- 7, Syracuse vs. Indiana, 3-30-1987
- 7, Duke vs. Arkansas, 4-4-1994
- 7, Kentucky vs. Arizona, 3-31-1997 (OT)
- 7, Arizona vs. Duke, 4-2-2001
- 7, Syracuse vs. Kansas, 4-7-2003
- 7, Duke vs. Butler, 4-5-2010

STEALS

- 16, UNLV vs. Duke, 4-2-1990
- 15, Arkansas vs. UCLA, 4-3-1995
- 13, Duke vs. Louisville, 3-31-1986
- 13, Oklahoma vs. Kansas, 4-4-1988
- 12, Maryland vs. Indiana, 4-1-2002

PERSONAL FOULS

- 35, St. John's (NY) vs. Kansas, 3-26-1952
- 32, Bradley vs. CCONY, 3-28-1950
- 30, Purdue vs. UCLA, 3-22-1969
- 29, Marquette vs. NC State, 3-25-1974
- 29, Kentucky vs. Arizona, 3-31-1997 (OT)

FEWEST PERSONAL FOULS

- 5, Stanford vs. Dartmouth, 3-28-1942
- 6, Utah vs. Dartmouth, 3-28-1944 (OT)
- 7, Dartmouth vs. Stanford, 3-28-1942
- 8, Washington St. vs. Wisconsin, 3-29-1941
- 9, Oregon vs. Ohio St., 3-27-1939
- 9, UCLA vs. Villanova, 3-27-1971

PLAYERS DISQUALIFIED

- 4, Kentucky vs. Arizona, 3-31-1997 (OT)
- 3, Bradley vs. CCONY, 3-28-1950
- 3, Kentucky vs. Kansas St., 3-27-1951
- 3, Michigan vs. UCLA, 3-20-1965
- 3, Purdue vs. UCLA, 3-22-1969

TEAM AND TWO-TEAM SCORING BY HALVES

POINTS IN A HALF, TEAM

- 57, Indiana vs. Michigan, 3-29-1976 (2d)
- 56, UNLV vs. Duke, 4-2-1990 (2d)
- 55, North Carolina vs. Michigan St., 4-6-2009 (1st)

POINTS IN A HALF, BOTH TEAMS

- 100, Kansas (50) vs. Oklahoma (50), 4-4-1988 (1st)
- 99, Duke (50) vs. Kentucky (49), 3-27-1978 (2d)
- 95, Syracuse (53) vs. Kansas (42), 4-7-2003 (1st)

POINTS AT HALFTIME, TEAM

- 55, North Carolina vs. Michigan St. (34), 4-6-2009
- 53, Syracuse vs. Kansas (42), 4-7-2003
- 50, UCLA vs. Duke (38), 3-21-1964
- 50, UCLA vs. Florida St. (39), 3-25-1972
- 50, Kansas vs. Oklahoma (50), 4-4-1988
- 50, Oklahoma vs. Kansas (50), 4-4-1988

POINTS AT HALFTIME, BOTH TEAMS

- 100, Kansas (50) vs. Oklahoma (50), 4-4-1988
- 95, Syracuse (53) vs. Kansas (42), 4-7-2003
- 89, North Carolina (55) vs. Michigan St. (34), 4-6-2009

FEWEST POINTS IN A HALF, TEAM

- 16, Ohio St. vs. Oregon, 3-27-1939 (1st)
- 16, Dartmouth vs. Stanford, 3-28-1942 (2d)
- 16, Georgetown vs. Wyoming, 3-30-1943 (1st)
- 16, Oklahoma vs. Holy Cross, 3-25-1947 (2d)
- 16, Baylor vs. Kentucky, 3-25-1948 (1st)
- 16, Oklahoma St. vs. Kentucky, 3-26-1949 (2d)

FEWEST POINTS IN A HALF, BOTH TEAMS

- 34, Wyoming (18) vs. Georgetown (16), 3-30-1943 (1st)
- 35, Wisconsin (18) vs. Washington St. (17), 3-29-1941 (2d)
- 35, Dartmouth (18) vs. Utah (17), 3-28-1944 (1st)

FEWEST POINTS AT HALFTIME, TEAM

- 16, Ohio St. vs. Oregon (21), 3-27-1939
- 16, Georgetown vs. Wyoming (18), 3-30-1943
- 16, Baylor vs. Kentucky (29), 3-25-1948

FEWEST POINTS AT HALFTIME, BOTH TEAMS

- 34, Wyoming (18) vs. Georgetown (16), 3-30-1943
- 35, Dartmouth (18) vs. Utah (17), 3-28-1944
- 37, Oregon (21) vs. Ohio St. (16), 3-27-1939

HALFTIME LEAD

- 21, North Carolina (55) vs. Michigan St. (34), 4-6-2009
- 18, Ohio St. (37) vs. California (19), 3-19-1960
- 18, UCLA (38) vs. Dayton (20), 3-25-1967

HALFTIME DEFICIT

OVERCOME

- 15, Kansas vs. North Carolina, H: 25-40, F: 72-69, 4-4-2022
- 10, Kentucky vs. Utah, H: 31-41, F: 78-69, 3-30-1998
- 8, Loyola Chicago vs. Cincinnati, H: 21-29, F: 60-58 (OT), 3-23-1963
- 6, Indiana vs. Michigan, H: 29-35, F: 86-68, 3-29-1976
- 5, Villanova vs. North Carolina, H: 34-39, F: 77-74, 4-4-2016

OVERTIME GAMES

OVERTIME PERIODS

- 3, North Carolina (54) vs. Kansas (53), 3-23-1957
- 1, Utah (42) vs. Dartmouth (40), 3-28-1944
- 1, Cincinnati (70) vs. Ohio St. (65), 3-25-1961
- 1, Loyola Chicago (60) vs. Cincinnati (58), 3-23-1963
- 1, Michigan (80) vs. Seton Hall (79), 4-3-1989
- 1, Arizona (84) vs. Kentucky (79), 3-31-1997
- 1, Virginia (85) vs. Texas Tech (77), 4-8-2019

- 1, Kansas (75) vs. *Memphis (68), 4-7-2008

TWO-TEAM RECORDS

POINTS

- 182, Kentucky (94) vs. Duke (88), 3-27-1978
- 181, UCLA (98) vs. Duke (83), 3-21-1964
- 177, UCLA (92) vs. Kentucky (85), 3-31-1975
- 176, UNLV (103) vs. Duke (73), 4-2-1990
- 171, UCLA (91) vs. Michigan (80), 3-20-1965

FEWEST POINTS

- 73, Washington St. (34) vs. Wisconsin (39), 3-29-1941
- 79, Ohio St. (33) vs. Oregon (46), 3-27-1939
- 80, Georgetown (34) vs. Wyoming (46), 3-30-1943
- 82, Dartmouth (40) vs. Utah (42), 3-28-1944 (OT)
- 82, Oklahoma St. (36) vs. Kentucky (46), 3-26-1949

FIELD GOALS

- 71, UCLA (38) vs. Kentucky (33), 3-31-1975
- 68, UCLA (36) vs. Duke (32), 3-21-1964
- 68, Kentucky (39) vs. Duke (29), 3-27-1978
- 67, UCLA (36) vs. Florida St. (31), 3-25-1972
- 67, UNLV (41) vs. Duke (26), 4-2-1990

FIELD GOALS ATTEMPTED

- 167, San Francisco (87) vs. Iowa (80), 3-23-1956
- 164, Kentucky (86) vs. UCLA (78), 3-31-1975
- 151, San Francisco (83) vs. La Salle (68), 3-19-1955
- 150, Purdue (92) vs. UCLA (58), 3-22-1969
- 149, Kansas St. (80) vs. Kentucky (69), 3-27-1951

THREE-POINT FIELD GOALS

- 21, Illinois (12) vs. North Carolina (9), 4-4-2005
- 21, Virginia (11) vs. Texas Tech (10), 4-8-2019 (OT)
- 19, North Carolina (11) vs. Villanova (8), 4-4-2016
- 18, Kentucky (12) vs. Syracuse (6), 4-1-1996
- 17, Michigan St. (11) vs. Florida (6), 4-3-2000

THREE-POINT FIELD GOALS ATTEMPTED

- 56, Illinois (40) vs. North Carolina (16), 4-4-2005
- 54, Texas Tech (30) vs. Virginia (24), 4-8-2019 (OT)
- 50, Villanova (27) vs. Michigan (23), 4-2-2018
- 49, Duke (27) vs. Arizona (22), 4-2-2001
- 46, North Carolina (27) vs. Gonzaga (19), 4-3-2017

FREE THROWS MADE

- 50, Bradley (32) vs. La Salle (18), 3-20-1954
- 49, North Carolina (28) vs. Michigan St. (21), 4-6-2009
- 46, Kentucky (24) vs. Seattle U. (22), 3-22-1958
- 46, UCLA (28) vs. Purdue (18), 3-22-1969
- 46, Duke (30) vs. Kentucky (16), 3-27-1978

FREE THROWS ATTEMPTED

- 69, North Carolina (40) vs. Michigan St. (29), 4-6-2009
- 68, Bradley (44) vs. La Salle (24), 3-20-1954
- 66, Kentucky (36) vs. Seattle U. (30), 3-22-1958
- 65, UCLA (41) vs. Purdue (24), 3-22-1969
- 62, Kansas (35) vs. St. John's (NY) (27), 3-26-1952

REBOUNDS

- 109, UCLA (61) vs. Purdue (48), 3-22-1969
- 108, San Francisco (60) vs. Iowa (48), 3-23-1956
- 105, UCLA (54) vs. Dayton (51), 3-25-1967
- 104, UCLA (55) vs. Kentucky (49), 3-31-1975
- 101, Kentucky (55) vs. Seattle U. (46), 3-22-1958

ASSISTS

- 39, Houston (20) vs. Georgetown (19), 4-2-1984
- 36, Oklahoma (19) vs. Kansas (17), 4-4-1988
- 36, UCLA (21) vs. Arkansas (15), 4-3-1995
- 35, UNLV (24) vs. Duke (11), 4-2-1990
- 34, Indiana (20) vs. Syracuse (14), 3-30-1987
- 34, Kentucky (22) vs. Syracuse (12), 4-1-1996
- 34, Baylor (18) vs. Gonzaga (16), 4-5-2021

BLOCKED SHOTS

- 16, Kentucky (11) vs. Kansas (5), 4-2-2012
- 13, North Carolina (8) vs. Gonzaga (5), 4-3-2017
- 12, Arizona (7) vs. Duke (5), 4-2-2001
- 12, UConn (10) vs. Butler (2), 4-4-2011
- 11, Syracuse (7) vs. Kansas (4), 4-7-2003
- 11, Florida (10) vs. UCLA (1), 4-3-2006
- 11, North Carolina (6) vs. Kansas (5), 4-4-2022

STEALS

- 26, Arkansas (15) vs. UCLA (11), 4-3-1995
- 24, Oklahoma (13) vs. Kansas (11), 4-4-1988
- 22, Maryland (12) vs. Indiana (10), 4-1-2002
- 21, UNLV (16) vs. Duke (5), 4-2-1990
- 19, Syracuse (10) vs. Kansas (9), 4-7-2003

- 22, Kansas (11) vs. *Memphis (11), 4-7-2008 (OT)

PERSONAL FOULS

- 60, St. John's (NY) (35) vs. Kansas (25), 3-26-1952
- 57, Oklahoma St. (36) vs. Kentucky (21), 3-26-1949
- 50, Michigan St. (28) vs. North Carolina (22), 4-6-2009
- 49, Bradley (32) vs. CCNY (17), 3-28-1950
- 49, UCLA (25) vs. Duke (24), 3-21-1964
- 49, Purdue (30) vs. UCLA (19), 3-22-1969

PLAYERS DISQUALIFIED

- 5, Kentucky (4) vs. Arizona (1), 3-31-1997 (OT)
- 4, Bradley (3) vs. CCNY (1), 3-28-1950
- 4, Kentucky (3) vs. Kansas St. (1), 3-27-1951
- 3, eight tied (most recent: Kansas [2] vs. Syracuse [1], 4-7-2003)

SEMIFINAL GAME RECORDS

INDIVIDUAL RECORDS

POINTS

- 39, Al Wood, North Carolina vs. Virginia, 3-28-1981
- 38, Jerry West, West Virginia vs. Louisville, 3-20-1959
- 38, Jerry Chambers, Utah vs. UTEP, 3-18-1966
- 38, Freddie Banks, UNLV vs. Indiana, 3-28-1987
- 36, four tied (most recent: Rick Mount, Purdue vs. North Carolina, 3-20-1969)

POINTS BY A FRESHMAN

- 33, Carmelo Anthony, Syracuse vs. Texas, 4-5-2003
- 31, Mike O'Koren, North Carolina vs. UNLV, 3-26-1977
- 24, Jack Givens, Kentucky vs. Syracuse, 3-29-1975
- 22, Eugene Banks, Duke vs. Notre Dame, 3-25-1978
- 21, Stephon Castle, UConn vs. Alabama, 4-6-2024

- 25, Derrick Rose, *Memphis vs. UCLA, 4-5-2008

FIELD GOALS

- 16, Don May, Dayton vs. North Carolina, 3-24-1967
- 16, Larry Bird, Indiana St. vs. DePaul, 3-24-1979
- 15, Hal Lear, Temple vs. Iowa, 3-22-1956
- 15, Ernie DiGregorio, Providence vs. Memphis, 3-24-1973
- 14, eight tied (most recent: Armon Gilliam, UNLV vs. Indiana, 3-28-1987)

FIELD GOALS ATTEMPTED

- 42, Lennie Rosenbluth, North Carolina vs. Michigan St., 3-22-1957 (3 OT)
- 36, Ernie DiGregorio, Providence vs. Memphis, 3-24-1973
- 31, Billy McGill, Utah vs. Cincinnati, 3-24-1961
- 31, Jerry Chambers, Utah vs. UTEP, 3-18-1966
- 31, Elvin Hayes, Houston vs. UCLA, 3-24-1967

- 33, Jerry Dunn, *Western Ky. vs. Villanova, 3-25-1971 (2 OT)

FIELD-GOAL PERCENTAGE

(Minimum 10 FGM)

- 90.9% (10-11), Jerry Lucas, Ohio St. vs. Saint Joseph's, 3-24-1961
- 90.9% (10-11), Billy Thompson, Louisville vs. LSU, 3-29-1986
- 90.9% (10-11), Eric Paschall, Villanova vs. Kansas, 3-31-2018
- 84.6% (11-13), Bill Walton, UCLA vs. Louisville, 3-23-1972
- 84.6% (11-13), Kennedy Meeks, North Carolina vs. Oregon, 4-1-2017

THREE-POINT FIELD GOALS

- 10, Freddie Banks, UNLV vs. Indiana, 3-28-1987
- 7, Dennis Scott, Georgia Tech vs. UNLV, 3-31-1990
- 6, Bobby Hurley, Duke vs. Indiana, 4-4-1992
- 6, Darryl Wilson, Mississippi St. vs. Syracuse, 3-30-1996
- 6, Mike Bibby, Arizona vs. North Carolina, 3-29-1997
- 6, Lee Humphrey, Florida vs. George Mason, 4-1-2006
- 6, Ochai Agbaji, Kansas vs. Villanova, 4-2-2022

THREE-POINT FIELD GOALS ATTEMPTED

- 19, Freddie Banks, UNLV vs. Indiana, 3-28-1987
- 14, Dennis Scott, Georgia Tech vs. UNLV, 3-31-1990
- 13, Damon Stoudamire, Arizona vs. Arkansas, 4-2-1994
- 13, Darryl Wilson, Mississippi St. vs. Syracuse, 3-30-1996
- 13, Jeff Boschee, Kansas vs. Maryland, 3-30-2002

THREE-POINT FIELD-GOAL PERCENTAGE

(Minimum Five 3FGM)

- 85.7% (6-7), Ochai Agbaji, Kansas vs. Villanova, 4-2-2022
- 83.3% (5-6), Shelvin Mack, Butler vs. VCU, 4-2-2011
- 71.4% (5-7), Adonis Jordan, Kansas vs. North Carolina, 4-3-1993
- 71.4% (5-7), Donald Williams, North Carolina vs. Kansas, 4-3-1993
- 66.7% (6-9), Bobby Hurley, Duke vs. Indiana, 4-4-1992

FREE THROWS MADE

- 14, Jerry West, West Virginia vs. Louisville, 3-20-1959
- 13, Don Schlundt, Indiana vs. LSU, 3-17-1953
- 12, Paul Hogue, Cincinnati vs. UCLA, 3-23-1962
- 12, Jim Spanarkel, Duke vs. Notre Dame, 3-25-1978
- 12, Tyler Dorsey, Oregon vs. North Carolina, 4-1-2017
- 11, seven tied (most recent: Matt Howard, Butler vs. VCU, 4-2-2011)

FREE THROWS ATTEMPTED

- 20, Jerry West, West Virginia vs. Louisville, 3-20-1959
- 18, Bob Pettit, LSU vs. Indiana, 3-17-1953
- 17, Don Schlundt, Indiana vs. LSU, 3-17-1953
- 17, Paul Hogue, Cincinnati vs. UCLA, 3-23-1962
- 17, Ty Lawson, North Carolina vs. Villanova, 4-4-2009

FREE-THROW PERCENTAGE

(Minimum 10 FTM)

- 100% (12-12), Jim Spanarkel, Duke vs. Notre Dame, 3-25-1978
- 100% (12-12), Tyler Dorsey, Oregon vs. North Carolina, 4-1-2017
- 100% (10-10), Ron King, Florida St. vs. North Carolina, 3-23-1972
- 100% (10-10), Maurice Ager, Michigan St. vs. North Carolina, 4-2-2005
- 91.7% (11-12), Bill Walton, UCLA vs. Louisville, 3-23-1972
- 91.7% (11-12), Magic Johnson, Michigan St. vs. Penn, 3-24-1979
- 91.7% (11-12), Matt Howard, Butler vs. VCU, 4-2-2011

- 91.7% (11-12), Derrick Rose, *Memphis vs. UCLA, 4-5-2008

REBOUNDS

- 24, Elvin Hayes, Houston vs. UCLA, 3-24-1967
- 23, Bill Russell, San Francisco vs. SMU, 3-22-1956
- 22, Elgin Baylor, Seattle U. vs. Kansas St., 3-21-1958
- 22, Tom Sanders, NYU vs. Ohio St., 3-18-1960
- 22, Larry Kenon, Memphis vs. Providence, 3-24-1973
- 22, Akeem Olajuwon, Houston vs. Louisville, 4-2-1983

REBOUNDS SINCE 1973

- 22, Larry Kenon, Memphis vs. Providence, 3-26-1973
- 22, Akeem Olajuwon, Houston vs. Louisville, 4-2-1983
- 21, Armondo Bacot, North Carolina vs. Duke, 4-2-2022
- 19, Bobby Wilkerson, Indiana vs. UCLA, 3-27-1976
- 18, Bill Walton, UCLA vs. NC State, 3-23-1974

ASSISTS

- 18, Mark Wade, UNLV vs. Indiana, 3-28-1987
- 13, T.J. Ford, Texas vs. Syracuse, 4-5-2003
- 12, Rumeal Robinson, Michigan vs. Illinois, 4-1-1989
- 11, Michael Jackson, Georgetown vs. St. John's (NY), 3-30-1985
- 11, Milt Wagner, Louisville vs. LSU, 3-29-1986
- 11, Steve Blake, Maryland vs. Kansas, 3-30-2002
- 11, Davion Mitchell, Baylor vs. Houston, 4-3-2021

- 12, Edgar Padilla, *Massachusetts vs. Kentucky, 3-30-1996



Photo by Brett Wilhelm

Grant Nelson (2) of Alabama goes up for a dunk against UConn in the 2023 national semifinals.

BLOCKED SHOTS

- 7, Jeff Withey, Kansas vs. Ohio St., 3-31-2012
 - 6, Danny Manning, Kansas vs. Duke, 4-2-1988
 - 6, Zach Collins, Gonzaga vs. South Carolina, 4-1-2017
 - 5, Anthony Davis, Kentucky vs. Louisville, 3-31-2012
 - 5, Mamadi Diakite, Virginia vs. Auburn, 4-6-2019
-
- 6, Marcus Camby, *Massachusetts vs. Kentucky, 3-30-1996

STEALS

- 6, Gilbert Arenas, Arizona vs. Michigan St., 3-31-2001
- 5, Anthony Epps, Kentucky vs. Minnesota, 3-29-1997
- 5, Wayne Turner, Kentucky vs. Minnesota, 3-29-1997
- 5, Raymar Morgan, Michigan St. vs. UConn, 4-4-2009
- 5, Phil Booth, Villanova vs. Oklahoma, 4-2-2016

“UNOFFICIAL” TRIPLE-DOUBLES

- Oscar Robertson, Cincinnati vs. California, 3-18-1960: 18 pts., 10 rebs. & 10 asts.
- Magic Johnson, Michigan St. vs. Penn, 3-24-1979: 29 pts., 10 rebs. & 10 asts.

TEAM RECORDS

POINTS

- 108, UCLA vs. Wichita St. (89), 3-19-1965
- 101, UCLA vs. Houston (69), 3-22-1968
- 101, Michigan St. vs. Penn (67), 3-24-1979
- 98, Memphis vs. Providence (85), 3-24-1973
- 97, Indiana vs. UNLV (93), 3-28-1987
- 97, Duke vs. Arkansas (83), 3-31-1990
- 97, Maryland vs. Kansas (88), 3-30-2002

FEWEST POINTS

- 28, Kentucky vs. Dartmouth (47), 3-21-1942
- 30, Duquesne vs. Indiana (39), 3-21-1940
- 30, Pittsburgh vs. Wisconsin (36), 3-22-1941
- 30, Oregon St. vs. Oklahoma St. (55), 3-19-1949
- 31, Iowa St. vs. Utah (40), 3-25-1944

WINNING MARGIN

- 44, Villanova (95) vs. Oklahoma (51), 4-2-2016
- 34, Cincinnati (80) vs. Oregon St. (46), 3-22-1963
- 34, Michigan St. (101) vs. Penn (67), 3-24-1979
- 33, Kansas (94) vs. Marquette (61), 4-5-2003
- 32, UCLA (101) vs. Houston (69), 3-22-1968

SMALLEST WINNING MARGIN

- 1, Kansas (43) vs. Southern California (42), 3-21-1940
- 1, Oklahoma (55) vs. Texas (54), 3-22-1947
- 1, Kentucky (61) vs. Temple (60), 3-21-1958
- 1, UCLA (75) vs. Louisville (74), 3-29-1975 (OT)
- 1, North Carolina (84) vs. UNLV (83), 3-26-1977
- 1, Kentucky (86) vs. Stanford (85), 3-28-1998 (OT)
- 1, UConn (79) vs. Duke (78), 4-3-2004
- 1, UConn (56) vs. Kentucky (55), 4-2-2011
- 1, Kentucky (74) vs. Wisconsin (73), 4-5-2014
- 1, North Carolina (77) vs. Oregon (76), 4-1-2017
- 1, Virginia (63) vs. Auburn (62), 4-6-2019
- 1, San Diego St. (72) vs. Fla. Atlantic (71), 4-1-2023

POINTS BY LOSING TEAM

- 93, UNLV vs. Indiana (97), 3-28-1987
- 90, UCLA vs. Gonzaga (93), 4-3-2021 (OT)
- 89, Wichita St. vs. UCLA (108), 3-19-1965
- 88, Kansas vs. Maryland (97), 3-30-2002
- 86, Notre Dame vs. Duke (90), 3-25-1978

- 89, *Western Ky. vs. Villanova (92), 3-25-1971 (2 OT)

DEFICIT OVERCOME TO WIN

- 22, Duke vs. Maryland, 17-39 with 6:37 left in 1st half, F: 95-84, 3-31-2001
- 18, Seton Hall vs. Duke, 8-26 with 8:36 left in 1st half, F: 95-78, 4-1-1989
- 13, Duke vs. Florida, 32-45 with 17:58 left in 2nd half, F: 70-65, 4-2-1994
- 13, Kansas vs. Ohio St., 21-34 with 0:24 left in 1st half, F: 64-62, 3-31-2012
- 12, Duke vs. Indiana, 27-39 with 2:03 left in 1st half, F: 81-78, 4-4-1992

FIELD GOALS

- 44, UCLA vs. Wichita St., 3-19-1965
- 43, UCLA vs. Houston, 3-22-1968
- 41, Memphis vs. Providence, 3-24-1973
- 41, UNLV vs. North Carolina, 3-26-1977
- 41, Houston vs. Louisville, 4-2-1983

FEWEST FIELD GOALS

- 10, Wisconsin vs. Pittsburgh, 3-22-1941
- 10, Kentucky vs. Dartmouth, 3-21-1942
- 11, Duquesne vs. Indiana, 3-21-1940
- 11, Oregon St. vs. Oklahoma St., 3-19-1949
- 12, Pittsburgh vs. Wisconsin, 3-22-1941

FIELD GOALS ATTEMPTED

- 91, Kentucky vs. Illinois, 3-24-1951
- 89, UCLA vs. Wichita St., 3-19-1965
- 88, Temple vs. Iowa, 3-22-1956
- 88, North Carolina vs. Michigan St., 3-22-1957 (3 OT)
- 86, St. Bonaventure vs. Jacksonville, 3-19-1970

- 105, *Western Ky. vs. Villanova, 3-25-1971 (2 OT)

FEWEST FIELD GOALS ATTEMPTED

- 38, Villanova vs. Memphis, 3-30-1985
- 41, Georgetown vs. Louisville, 3-27-1982
- 42, Houston vs. Virginia, 3-31-1984 (OT)
- 42, St. John's (NY) vs. Georgetown, 3-30-1985
- 42, Michigan St. vs. Butler, 4-3-2010

FIELD-GOAL PERCENTAGE

- 71.4% (35-49), Villanova vs. Oklahoma, 4-2-2016
- 63.3% (38-60), Ohio St. vs. Saint Joseph's, 3-24-1961
- 63.3% (38-60), Michigan St. vs. Penn, 3-24-1979
- 62.5% (35-56), Indiana St. vs. DePaul, 3-24-1979
- 61.7% (37-60), Indiana vs. UNLV, 3-28-1987

LOWEST FIELD-GOAL PERCENTAGE

- 23.2% (13-56), Indiana vs. Duquesne, 3-23-1940
- 23.4% (11-47), Duquesne vs. Indiana, 3-23-1940
- 24.5% (13-53), Kentucky vs. Georgetown, 3-31-1984
- 28.2% (22-78), Houston vs. UCLA, 3-22-1968
- 28.4% (21-74), NYU vs. Ohio St., 3-18-1960

THREE-POINT FIELD GOALS

- 18, Villanova vs. Kansas, 3-31-2018
- 13, UNLV vs. Indiana, 3-28-1987
- 13, Duke vs. West Virginia, 4-3-2010
- 13, Kansas vs. Villanova, 4-2-2022
- 13, Villanova vs. Kansas, 4-2-2022

FEWEST THREE-POINT FIELD GOALS

- 0, LSU vs. UCLA, 4-1-2006
- 1, UConn vs. Ohio St., 3-27-1999
- 1, UConn vs. Kentucky, 4-2-2011
- 1, Florida vs. UConn, 4-5-2014
- 1, Loyola Chicago vs. Michigan, 3-31-2018

- 0, *Michigan vs. Kentucky, 4-3-1993 (OT)

THREE-POINT FIELD GOALS ATTEMPTED

40, Villanova vs. Kansas, 3-31-2018
35, UNLV vs. Indiana, 3-28-1987
34, Arkansas vs. North Carolina, 4-1-1995
32, Arizona vs. Arkansas, 4-2-1994
31, Auburn vs. Virginia, 4-6-2019
31, Villanova vs. Kansas, 4-2-2022

FEWEST THREE-POINT FIELD GOALS ATTEMPTED

4, Indiana vs. UNLV, 3-28-1987
4, Kansas vs. Duke, 4-2-1988
5, Kentucky vs. Wisconsin, 4-5-2014
5, Kentucky vs. Wisconsin, 4-4-2015
6, UConn vs. Ohio St., 3-27-1999
6, LSU vs. UCLA, 4-1-2006
6, UConn vs. Michigan St., 4-4-2009

4, *Michigan vs. Kentucky, 4-3-1993 (OT)

THREE-POINT FIELD-GOAL PERCENTAGE

(Minimum Seven 3FGM)

66.7% (10-15), UNLV vs. Georgia Tech, 3-31-1990
63.6% (7-11), Duke vs. Indiana, 4-4-1992
61.5% (8-13), Indiana vs. Oklahoma, 3-30-2002
61.1% (11-18), Villanova vs. Oklahoma, 4-2-2016
55.0% (11-20), Kansas vs. North Carolina, 4-3-1993

LOWEST THREE-POINT FIELD-GOAL PERCENTAGE

(Minimum Five 3FGA)

0.0% (0-6), LSU vs. UCLA, 4-1-2006
8.3% (1-12), UConn vs. Kentucky, 4-2-2011
10.0% (1-10), Florida vs. UConn, 4-5-2014
10.0% (1-10), Loyola Chicago vs. Michigan, 3-31-2018
11.1% (2-18), Oklahoma vs. Indiana, 3-30-2002

FREE THROWS MADE

37, Jacksonville vs. St. Bonaventure, 3-19-1970
32, Duke vs. Notre Dame, 3-25-1978
30, Indiana vs. LSU, 3-17-1953
29, UCLA vs. Drake, 3-20-1969
29, Florida St. vs. North Carolina, 3-23-1972

FEWEST FREE THROWS MADE

1, UNLV vs. North Carolina, 3-26-1977
2, DePaul vs. Indiana St., 3-24-1979
2, North Carolina vs. Utah, 3-28-1998
3, Indiana vs. UCLA, 3-24-1973
3, Georgetown vs. Ohio St., 3-31-2007
3, NC State vs. Purdue, 4-6-2024

FREE THROWS ATTEMPTED

45, Jacksonville vs. St. Bonaventure, 3-19-1970
44, LSU vs. Indiana, 3-17-1953
44, UCLA vs. Drake, 3-20-1969

44, Syracuse vs. Providence, 3-28-1987
43, Florida St. vs. North Carolina, 3-23-1972

FEWEST FREE THROWS ATTEMPTED

4, NC State vs. Purdue, 4-6-2024
5, UNLV vs. North Carolina, 3-26-1977
5, DePaul vs. Indiana St., 3-24-1979
6, Indiana vs. UCLA, 3-24-1973
6, Mississippi St. vs. Syracuse, 3-30-1996

FREE-THROW PERCENTAGE (Minimum 15 FTM)

95.0% (19-20), Wisconsin vs. Kentucky, 4-5-2014
89.3% (25-28), Oregon vs. North Carolina, 4-1-2017
87.5% (21-24), Oklahoma St. vs. Oregon St., 3-19-1949
86.5% (32-37), Duke vs. Notre Dame, 3-25-1978
85.7% (18-21), Baylor vs. Bradley, 3-25-1950
85.7% (24-28), UCLA vs. Oklahoma St., 4-1-1995

87.0% (20-23), *Memphis vs. UCLA, 4-5-2008

LOWEST FREE-THROW PERCENTAGE

20.0% (1-5), UNLV vs. North Carolina, 3-26-1977
28.6% (2-7), North Carolina vs. Utah, 3-28-1998
30.8% (4-13), Syracuse vs. North Carolina, 4-2-2016
33.3% (4-12), Kentucky vs. UConn, 4-2-2011
35.3% (6-17), Temple vs. Iowa, 3-22-1956
37.5% (6-16), Houston vs. UCLA, 3-24-1967

REBOUNDS

65, Michigan St. vs. North Carolina, 3-22-1957 (3 OT)
57, UCLA vs. Houston, 3-22-1968
57, Kentucky vs. Syracuse, 3-29-1975
56, Seattle U. vs. Kansas St., 3-21-1958
56, California vs. Cincinnati, 3-20-1959

69, *Western Ky. vs. Villanova, 3-25-1971 (2 OT)

FEWEST REBOUNDS

20, Wisconsin vs. Michigan St., 4-1-2000
21, DePaul vs. Indiana St., 3-24-1979
21, Syracuse vs. Mississippi St., 3-30-1996
24, St. John's (NY) vs. Georgetown, 3-30-1985
24, Kansas vs. North Carolina, 4-3-1993

REBOUND MARGIN

23, Seattle U. (56) vs. Kansas St. (33), 3-21-1958
22, Michigan St. (42) vs. Wisconsin (20), 4-1-2000
21, UCLA (55) vs. Wichita St. (34), 3-19-1965
20, Michigan (52) vs. Princeton (32), 3-19-1965
20, Mississippi St. (41) vs. Syracuse (21), 3-30-1996

ASSISTS

26, Louisville vs. LSU, 3-29-1986
26, Gonzaga vs. UCLA, 4-3-2021 (OT)
23, UNLV vs. Indiana, 3-28-1987
23, Michigan vs. Illinois, 4-1-1989
23, Baylor vs. Houston, 4-3-2021

BLOCKED SHOTS

9, Kansas vs. Duke, 4-2-1988
9, Maryland vs. Kansas, 3-30-2002
9, Kansas vs. North Carolina, 4-5-2008
9, Virginia vs. Auburn, 4-6-2019
8, Arizona vs. North Carolina, 3-29-1997
8, Indiana vs. Oklahoma, 3-30-2002
8, Kansas vs. Ohio St., 3-31-2012
8, Gonzaga vs. South Carolina, 4-1-2017
8, UConn vs. Alabama, 4-6-2024

8, *Massachusetts vs. Kentucky, 3-30-1996

STEALS

14, Kentucky vs. Minnesota, 3-29-1997
12, Kentucky vs. Massachusetts, 3-30-1996
12, Arizona vs. Michigan St., 3-31-2001
12, Butler vs. Michigan St., 4-3-2010
12, Villanova vs. Oklahoma, 4-2-2016

PERSONAL FOULS

33, Providence vs. Syracuse, 3-28-1987
33, Indiana vs. Duke, 4-4-1992
32, St. Bonaventure vs. Jacksonville, 3-19-1970
31, Kentucky vs. Syracuse, 3-29-1975
31, Penn vs. Michigan St., 3-24-1979

FEWEST PERSONAL FOULS

8, Wisconsin vs. Pittsburgh, 3-22-1941
8, Kansas vs. Villanova, 4-2-2022
8, Purdue vs. NC State, 4-6-2024
9, Kansas vs. Southern California, 3-21-1940
9, Stanford vs. Colorado, 3-21-1942
9, Oklahoma St. vs. California, 3-23-1946

PLAYERS DISQUALIFIED

4, St. Bonaventure vs. Jacksonville, 3-19-1970
4, Indiana vs. Duke, 4-4-1992
3, 10 tied (most recent: UCLA vs. Florida, 3-31-2007)

TEAM AND TWO-TEAM SCORING BY HALVES

POINTS IN A HALF, TEAM

65, UCLA vs. Wichita St., 3-19-1965 (1st)
62, Seton Hall vs. Duke, 4-1-1989 (2d)
59, Kansas vs. Marquette, 4-5-2003 (1st)
58, Memphis vs. Providence, 3-24-1973 (2d)
58, Houston vs. Louisville, 4-2-1983 (2d)

POINTS IN A HALF, BOTH TEAMS

104, Notre Dame (57) vs. Duke (47), 3-25-1978 (2d)
104, Maryland (53) vs. Kansas (51), 3-30-2002 (2d)
103, UCLA (65) vs. Wichita St. (38), 3-19-1965 (1st)
103, UCLA (57) vs. Louisville (46), 3-23-1972 (2d)

POINTS AT HALFTIME, TEAM

65, UCLA vs. Wichita St. (38), 3-19-1965
59, Kansas vs. Marquette (30), 4-5-2003
53, four tied (most recent: Georgia Tech vs. UNLV [46], 3-31-1990)

POINTS AT HALFTIME, BOTH TEAMS

103, UCLA (65) vs. Wichita St. (38), 3-19-1965
100, Indiana (53) vs. UNLV (47), 3-28-1987
99, Georgia Tech (53) vs. UNLV (46), 3-31-1990

FEWEST POINTS IN A HALF, TEAM

10, Villanova vs. Ohio St., 3-18-1939 (1st)
11, Oregon St. vs. Oklahoma St., 3-19-1949 (1st)
11, Kentucky vs. Georgetown, 3-31-1984 (2d)

FEWEST POINTS IN A HALF, BOTH TEAMS

31, Duquesne (17) vs. Indiana (14), 3-21-1940 (2d)
32, Pittsburgh (18) vs. Wisconsin (14), 3-22-1941 (1st)
32, Oklahoma St. (21) vs. Oregon St. (11), 3-19-1949 (1st)

FEWEST POINTS AT HALFTIME, TEAM

10, Villanova vs. Ohio St. (25), 3-18-1939
11, Oregon St. vs. Oklahoma St. (21), 3-19-1949
13, Duquesne vs. Indiana (25), 3-21-1940
13, Kentucky vs. Dartmouth (23), 3-21-1942

FEWEST POINTS AT HALFTIME, BOTH TEAMS

32, Pittsburgh (18) vs. Wisconsin (14), 3-22-1941
32, Oklahoma St. (21) vs. Oregon St. (11), 3-19-1949
35, Ohio St. (25) vs. Villanova (10), 3-18-1939
35, Oregon (21) vs. Oklahoma (14), 3-21-1939
35, Utah (19) vs. Iowa St. (16), 3-25-1944

HALFTIME LEAD

33, Michigan St. (50) vs. Penn (17), 3-24-1979
29, Kansas (59) vs. Marquette (30), 4-5-2003
27, UCLA (65) vs. Wichita St. (38), 3-19-1965

HALFTIME DEFICIT OVERCOME TO WIN

11, Duke vs. Maryland, H: 38-49, F: 95-84, 3-31-2001
9, Memphis vs. Providence, H: 40-49, F: 98-85, 3-24-1973
9, Kansas vs. Ohio St., H: 25-34, F: 64-62, 3-31-2012

TWO-TEAM RECORDS

POINTS

197, UCLA (108) vs. Wichita St. (89), 3-19-1965
190, Indiana (97) vs. UNLV (93), 3-28-1987
185, Maryland (97) vs. Kansas (88), 3-30-2002
183, Memphis (98) vs. Providence (85), 3-24-1973
183, Gonzaga (93) vs. UCLA (90), 4-3-2021 (OT)

FEWEST POINTS

93, Kentucky (40) vs. Georgetown (53), 3-31-1984
94, Wisconsin (41) vs. Michigan St. (53), 4-1-2000
96, Louisville (46) vs. Georgetown (50), 3-27-1982
96, Virginia (47) vs. Houston (49), 3-31-1984
97, Memphis (45) vs. Villanova (52), 3-30-1985

FIELD GOALS

80, UCLA (44) vs. Wichita St. (36), 3-19-1965
79, Memphis (41) vs. Providence (38), 3-24-1973
74, UNLV (41) vs. North Carolina (33), 3-26-1977
73, Kansas St. (37) vs. UCLA (36), 3-20-1964
73, Houston (41) vs. Louisville (32), 4-2-1983

75, *Western Ky. (39) vs. *Villanova (36), 3-25-1971 (2 OT)

FIELD GOALS ATTEMPTED

169, North Carolina (89) vs. Michigan St. (80), 3-22-1957 (3 OT)
164, UCLA (89) vs. Wichita St. (75), 3-19-1965
162, Providence (82) vs. Memphis (80), 3-24-1973
161, Kentucky (91) vs. Illinois (70), 3-24-1951
161, UCLA (83) vs. Houston (78), 3-22-1968

178, *Western Ky. (105) vs. *Villanova (73), 3-25-1971 (2 OT)

THREE-POINT FIELD GOALS

26, Kansas (13) vs. Villanova (13), 4-2-2022
22, Arkansas (12) vs. North Carolina (10), 4-1-1995
21, Alabama (11) vs. UConn (10), 4-6-2024
18, UNLV (10) vs. Georgia Tech (8), 3-31-1990
18, Illinois (12) vs. Louisville (6), 4-2-2005
18, Duke (13) vs. West Virginia (5), 4-3-2010
18, San Diego St. (9) vs. Fla. Atlantic (9), 4-1-2023

25, Villanova (18) vs. *Kansas (7), 3-31-2018

THREE-POINT FIELD GOALS ATTEMPTED

62, Arkansas (34) vs. North Carolina (28), 4-1-1995
56, Arizona (32) vs. Arkansas (24), 4-2-1994
55, Villanova (31) vs. Kansas (24), 4-2-2022
50, Arizona (29) vs. North Carolina (21), 3-29-1997
50, Florida (28) vs. North Carolina (22), 4-1-2000

50, Illinois (30) vs. Louisville (20), 4-2-2005
50, Auburn (31) vs. Virginia (19), 4-6-2019

61, Villanova (40) vs. *Kansas (21), 3-31-2018

FREE THROWS MADE

53, Indiana (30) vs. LSU (23), 3-17-1953
52, Jacksonville (37) vs. St. Bonaventure (15), 3-19-1970
47, La Salle (24) vs. Iowa (23), 3-18-1955
47, UCLA (29) vs. Drake (18), 3-20-1969
47, Duke (28) vs. Arkansas (19), 3-31-1990
47, Maryland (26) vs. Kansas (21), 3-30-2002

FREE THROWS ATTEMPTED

86, LSU (44) vs. Indiana (42), 3-17-1953
70, Kentucky (38) vs. Syracuse (32), 3-29-1975
68, UCLA (44) vs. Drake (24), 3-20-1969
68, Florida St. (43) vs. North Carolina (25), 3-23-1972
67, Jacksonville (45) vs. St. Bonaventure (22), 3-19-1970

REBOUNDS

119, Michigan St. (65) vs. North Carolina (54), 3-22-1957 (3 OT)
112, UCLA (56) vs. Houston (56), 3-24-1967
110, UCLA (57) vs. Houston (53), 3-22-1968
103, Duke (52) vs. Loyola Chicago (51), 3-22-1963
102, North Carolina (53) vs. Ohio St. (49), 3-22-1968

123, *Western Ky. (69) vs. *Villanova (54), 3-25-1971 (2 OT)

ASSISTS

47, Gonzaga (26) vs. UCLA (21), 4-3-2021 (OT)
40, Kansas (22) vs. Maryland (18), 3-30-2002
39, Louisville (26) vs. LSU (13), 3-29-1986
39, UNLV (23) vs. Indiana (16), 3-28-1987
37, Michigan (23) vs. Illinois (14), 4-1-1989
37, Arkansas (19) vs. Arizona (18), 4-2-1994
37, Arkansas (22) vs. North Carolina (15), 4-1-1995

39, Kentucky (20) vs. *Massachusetts (19), 3-30-1996

BLOCKED SHOTS

15, Kansas (8) vs. Ohio St. (7), 3-31-2012
14, Kansas (9) vs. Duke (5), 4-2-1988
14, Gonzaga (8) vs. South Carolina (6), 4-1-2017
13, UConn (8) vs. Alabama (5), 4-6-2024
12, Seton Hall (7) vs. Duke (5), 4-1-1989
12, Kentucky (7) vs. Stanford (5), 3-28-1998 (OT)
12, Maryland (9) vs. Kansas (3), 3-30-2002
12, LSU (7) vs. UCLA (5), 4-1-2006
12, Kansas (9) vs. North Carolina (3), 4-5-2008
12, Virginia (9) vs. Auburn (3), 4-6-2019

14, *Massachusetts (8) vs. Kentucky (6), 3-30-1996

STEALS

19, North Carolina (11) vs. Arizona (8), 3-29-1997
19, UCLA (10) vs. LSU (9), 4-1-2006
18, Providence (11) vs. Syracuse (7), 3-28-1987
18, Villanova (12) vs. Oklahoma (6), 4-2-2016
17, Kansas (9) vs. Duke (8), 4-2-1988
17, Cincinnati (11) vs. Michigan (6), 4-4-1992
17, Kansas (10) vs. North Carolina (7), 4-5-2008

20, Kentucky (12) vs. *Massachusetts (8), 3-30-1996
20, Kentucky (14) vs. *Minnesota (6), 3-29-1997
19, Kentucky (11) vs. *Michigan (8), 4-3-1993 (OT)

PERSONAL FOULS

61, Kentucky (31) vs. Syracuse (30), 3-29-1975
53, Indiana (27) vs. LSU (26), 3-17-1953
53, St. Bonaventure (32) vs. Jacksonville (21), 3-19-1970
53, Penn (31) vs. Michigan St. (22), 3-24-1979
51, six tied (most recent: Kansas [27] vs. Maryland [24], 3-30-2002)

PLAYERS DISQUALIFIED

6, CCNY (3) vs. NC State (3), 3-25-1950
5, North Carolina (3) vs. Michigan St. (2), 3-22-1957 (3 OT)
5, Indiana (4) vs. Duke (1), 4-4-1992
4, Ohio St. (3) vs. NYU (1), 3-24-1945 (OT)
4, St. Bonaventure (4) vs. Jacksonville (0), 3-19-1970
4, Syracuse (3) vs. Kentucky (1), 3-29-1975



Photo by Jamie Schwaberow

Zach Edey (15) of Purdue blocks Jayden Taylor (1) of NC State in the 2024 national semifinals.

FINAL FOUR TWO GAME RECORDS

Team's appearance later vacated by the NCAA/Committee on Infractions (*).

INDIVIDUAL RECORDS

POINTS

- 87, Bill Bradley, Princeton, 1965
- 80, Hal Lear, Temple, 1956
- 70, Gail Goodrich, UCLA, 1965
- 70, Jerry Chambers, Utah, 1966
- 66, Clyde Lovellette, Kansas, 1952
- 66, Jerry West, West Virginia, 1959
- 65, Bob Pettit, LSU, 1953
- 64, Rick Mount, Purdue, 1969
- 64, Jack Givens, Kentucky, 1978
- 62, Lew Alcindor, UCLA, 1969

FIELD GOALS

- 34, Bill Bradley, Princeton, 1965
- 32, Hal Lear, Temple, 1956
- 29, Zach Edey, Purdue, 2024
- 28, Bill Walton, UCLA, 1973
- 28, Jack Givens, Kentucky, 1978
- 26, Rick Mount, Purdue, 1969

FIELD GOALS ATTEMPTED

- 64, Rick Mount, Purdue, 1969
- 58, Ernie DiGregorio, Providence, 1973
- 57, Lennie Rosenbluth, North Carolina, 1957
- 55, Sam Ranzino, NC State, 1950
- 54, Billy McGill, Utah, 1961
- 54, Bill Bradley, Princeton, 1965
- 54, Elvin Hayes, Houston, 1967

54, Jim McDaniels, *Western Ky., 1971

FIELD-GOAL PERCENTAGE

(Minimum 15 FGM)

- 84.2% (16-19), Billy Thompson, Louisville, 1986
- 82.4% (28-34), Bill Walton, UCLA, 1973
- 78.9% (15-19), Udonis Haslem, Florida, 2000
- 78.3% (18-23), Keith Langford, Kansas, 2003
- 75.0% (15-20), Curtis Watkins, DePaul, 1979

THREE-POINT FIELD GOALS

- 11, Luther Head, Illinois, 2005
- 10, Freddie Banks, UNLV, 1987
- 10, Donald Williams, North Carolina, 1993
- 10, Lee Humphrey, Florida, 2006
- 9, Steve Alford, Indiana, 1987
- 9, Anderson Hunt, UNLV, 1990
- 9, Mike Bibby, Arizona, 1997
- 9, Gerry McNamara, Syracuse, 2003
- 9, Shelvin Mack, Butler, 2011

THREE-POINT FIELD GOALS

ATTEMPTED

- 27, Luther Head, Illinois, 2005
- 21, Joel Berry II, North Carolina, 2017
- 20, Jason Williams, Duke, 2001
- 20, Lee Humphrey, Florida, 2006
- 19, Freddie Banks, UNLV, 1987
- 19, Dave Sieger, Oklahoma, 1988
- 19, Kirk Hinrich, Kansas, 2003

THREE-POINT FIELD-GOAL PERCENTAGE

(Minimum Seven 3FGM)

- 80.0% (8-10), Wayne Ellington, North Carolina, 2009
- 80.0% (8-10), Luke Hancock, *Louisville, 2013
- 71.4% (10-14), Donald Williams, North Carolina, 1993
- 66.7% (8-12), Donte DiVincenzo, Villanova, 2018
- 64.3% (9-14), Steve Alford, Indiana, 1987
- 63.6% (7-11), Ochai Agbaji, Kansas, 2022

FREE THROWS MADE

- 25, Ty Lawson, North Carolina, 2009
- 24, Oscar Robertson, Cincinnati, 1959
- 24, Gail Goodrich, UCLA, 1965
- 22, Jerry West, West Virginia, 1959
- 21, Don Schlundt, Indiana, 1953
- 21, Christian Laettner, Duke, 1991

FREE THROWS ATTEMPTED

- 35, Ty Lawson, North Carolina, 2009
- 32, Jerry West, West Virginia, 1959
- 30, Oscar Robertson, Cincinnati, 1959
- 28, Bob Pettit, LSU, 1953
- 28, Don Schlundt, Indiana, 1953
- 28, Gail Goodrich, UCLA, 1965

FREE-THROW PERCENTAGE

(Minimum 12 FTM)

- 100% (15-15), Jeff Lamp, Virginia, 1981
- 100% (13-13), Ron King, Florida St., 1972
- 95.0% (19-20), Bill Bradley, Princeton, 1965
- 94.7% (18-19), Dick Estergard, Bradley, 1954
- 93.8% (15-16), Matt Howard, Butler, 2011

100% (12-12), Kiki Vandeweghe, *UCLA, 1980

REBOUNDS

- 50, Bill Russell, San Francisco, 1956
- 41, Elgin Baylor, Seattle U., 1958
- 41, Lew Alcindor, UCLA, 1969
- 41, Bill Walton, UCLA, 1972
- 40, Elvin Hayes, Houston, 1967
- 40, Akeem Olajuwon, Houston, 1983
- 38, Paul Hogue, Cincinnati, 1962
- 38, Lew Alcindor, UCLA, 1967
- 37, Bill Spivey, Kentucky, 1951
- 37, Artis Gilmore, Jacksonville, 1970

REBOUNDS SINCE 1973

- 40, Akeem Olajuwon, Houston, 1983
- 36, Nick Collison, Kansas, 2003
- 36, Armando Bacot, North Carolina, 2022
- 31, Derrick Coleman, Syracuse, 1987
- 30, Larry Kenon, Memphis, 1973
- 30, Bill Walton, UCLA, 1973
- 30, Anthony Davis, Kentucky, 2012
- 29, Larry Bird, Indiana St., 1979
- 29, Al Horford, Florida, 2007
- 28, Wesley Cox, Louisville, 1975
- 28, Cedric Maxwell, Charlotte, 1977
- 28, Danny Manning, Kansas, 1988
- 28, Elton Brand, Duke, 1999

ASSISTS

- 23, Rumeal Robinson, Michigan, 1989
- 20, Michael Jackson, Georgetown, 1985
- 18, Mark Wade, UNLV, 1987
- 16, Alvin Franklin, Houston, 1984
- 16, Bobby Hurley, Duke, 1991
- 16, Lazarus Sims, Syracuse, 1996
- 16, Deron Williams, Illinois, 2005
- 16, Davion Mitchell, Baylor, 2021
- 16, Tristen Newton, UConn, 2024

BLOCKED SHOTS

- 11, Anthony Davis, Kentucky, 2012
- 11, Jeff Withey, Kansas, 2012
- 10, Joakim Noah, Florida, 2006
- 9, Zach Collins, Gonzaga, 2017
- 8, Danny Manning, Kansas, 1988
- 7, Loren Woods, Arizona, 2001
- 7, Mamadi Diakite, Virginia, 2019
- 7, Brady Manek, North Carolina, 2022

STEALS

- 10, Tommy Amaker, Duke, 1986
- 10, Ty Lawson, North Carolina, 2009
- 9, Mookie Blaylock, Oklahoma, 1988
- 9, Danny Manning, Kansas, 1988
- 8, Antoine Walker, Kentucky, 1996

TEAM RECORDS

POINTS

- 199, UCLA, 1965
- 194, Princeton, 1965
- 193, UNLV, 1990
- 189, UNLV, 1977
- 188, UCLA, 1964
- 187, Utah, 1961
- 186, Drake, 1969
- 180, Michigan, 1964
- 180, North Carolina, 1972
- 180, Kentucky, 1975

196, *Saint Joseph's, 1961

FIELD GOALS

88, UNLV, 1977
78, Princeton, 1965
77, Utah, 1961
77, UCLA, 1965
77, Drake, 1969

FIELD GOALS ATTEMPTED

176, Rutgers, 1976
176, Penn, 1979
175, UNLV, 1977

181, *Western Ky., 1971
177, *Saint Joseph's, 1961

FIELD-GOAL PERCENTAGE

64.9% (63-97), Villanova, 2016
62.1% (64-103), Michigan St., 1979
61.7% (71-115), UCLA, 1973
57.6% (38-66), Villanova, 1985
57.3% (63-110), Ohio St., 1961

THREE-POINT FIELD GOALS

28, Villanova, 2018
24, Illinois, 2005
22, Arkansas, 1995
21, Baylor, 2021
19, Kentucky, 1997
19, Florida, 2007
19, Villanova, 2016
19, Texas Tech, 2019
19, Kansas, 2022

THREE-POINT FIELD GOALS ATTEMPTED

70, Illinois, 2005
67, Villanova, 2018
62, Arkansas, 1995
56, Butler, 2011
54, Duke, 2001

THREE-POINT FIELD-GOAL PERCENTAGE

(Minimum Nine 3FGM)

62.1% (18-29), UNLV, 1990
60.0% (9-15), Indiana, 1987
59.4% (19-32), Villanova, 2016
58.1% (18-31), Syracuse, 2003
55.6% (10-18), Duke, 1991

FREE THROWS MADE

62, Duke, 1978
57, UCLA, 1969
56, Bradley, 1954
51, Illinois, 1951
51, Colorado, 1955

62, *Saint Joseph's, 1961

FREE THROWS ATTEMPTED

85, UCLA, 1969
77, North Carolina, 2009
76, Bradley, 1954
71, Illinois, 1951
71, Duke, 1978
71, UConn, 2004

72, *Saint Joseph's, 1961

FREE-THROW PERCENTAGE

(Minimum 20 FTM)

88.7% (47-53), Virginia, 1981
87.5% (28-32), Marquette, 1977
87.3% (62-71), Duke, 1978
86.2% (25-29), Kansas, 2008

86.1% (62-72), *Saint Joseph's, 1961

REBOUNDS

127, Houston, 1967
125, Michigan St., 1957
109, UCLA, 1969
108, Houston, 1968
107, Ohio St., 1968
106, Kentucky, 1975
105, UCLA, 1967
105, UCLA, 1968
105, North Carolina, 2022
104, Utah, 1961
104, Kansas, 2003

125, *Western Ky., 1971

ASSISTS

44, UNLV, 1990
42, Louisville, 1986
42, Michigan, 1989
42, Kentucky, 1996
42, Gonzaga, 2021
41, Baylor, 2021
40, Kansas, 2003

BLOCKED SHOTS

18, Kentucky, 2012
15, Maryland, 2002
14, Arizona, 2001
14, Florida, 2006
13, Kansas, 1988
13, Duke, 1994
13, Kentucky, 1998
13, UConn, 2011
13, Kansas, 2012
13, Gonzaga, 2017

STEALS

24, Arkansas, 1995
23, Duke, 1986
23, Kentucky, 1996
23, Kentucky, 1997
22, UNLV, 1990

PERSONAL FOULS

62, Penn, 1979
59, Kentucky, 1975
57, St. John's (NY), 1952
56, Oklahoma St., 1951
56, Syracuse, 1975

FINAL FOUR CUMULATIVE RECORDS

**Does not include vacated appearances.*

TEAM RECORDS

CHAMPIONSHIP TITLES

11, UCLA, 1964-95
8, Kentucky, 1948-2012
6, North Carolina, 1957-2017
6, UConn, 1999-2024
5, Duke, 1991-2015
5, Indiana, 1940-87
4, Kansas, 1952-2022
3, Villanova, 1985-2018
2, Cincinnati, 1961-62
2, Florida, 2006-07
2, *Louisville, 1980-1986
2, Michigan St., 1979-2000
2, NC State, 1974-83
2, Oklahoma St., 1945-46
2, San Francisco, 1955-56

FINAL FOUR APPEARANCES

21, North Carolina, 1946-2022
17, Kentucky, 1942-2015
18, *UCLA, 1962-2021
17, Duke, 1963-2022
15, *Kansas, 1940-2022
10, *Ohio St., 1939-2012
10, Michigan St., 1957-2019
8, Indiana, 1940-2002
8, *Louisville, 1959-2005
7, UConn, 1999-2024
6, Arkansas, 1945-95
6, Cincinnati, 1959-92
6, Houston, 1967-2021
6, Oklahoma St., 1945-2004
6, Syracuse, 1975-2016
6, *Villanova, 1939-2022

CONSECUTIVE FINAL FOUR APPEARANCES

10, UCLA, 1967-76
5, Cincinnati, 1959-63
5, Duke, 1988-92
3, Houston, 1982-84
3, Kentucky, 1996-98
3, Michigan St., 1999-2001
3, North Carolina, 1967-69
3, Ohio St., 1944-46
3, Ohio St., 1960-62
3, San Francisco, 1955-57
3, UCLA, 2006-08

FINAL FOUR GAMES

36, North Carolina, 1946-2022
33, *UCLA, 1967-2021
30, Duke, 1963-2022
29, Kentucky, 1942-2015
27, *Kansas, 1940-2022
17, *Ohio St., 1939-2012
15, Indiana, 1940-2002
13, *Louisville, 1959-2005
13, Michigan St., 1957-2019
13, UConn, 1999-2024
11, Cincinnati, 1959-92

FINAL FOUR WINS

25, *UCLA, 1962-2008
20, Kentucky, 1942-2015
19, North Carolina, 1946-2022
17, Duke, 1963-2015
14, Kansas, 1940-2022
12, Indiana, 1940-2002
12, UConn, 1999-2024
8, Ohio St., 1939-2012
7, Cincinnati, 1959-92
7, *Michigan, 1964-2018
6, *Villanova, 1985-2018
5, Georgetown, 1943-2007
5, *Louisville, 1959-2005
5, Michigan St., 1957-2010
5, NC State, 1950-83
5, Oklahoma St., 1945-2004
5, San Francisco, 1955-57

FINAL FOUR WINNING PERCENTAGE

(Minimum Three Games)

92.3% (12-1), UConn, 1999-2024
83.3% (5-1), NC State, 1950-83
83.3% (5-1), San Francisco, 1955-57
80.0% (12-3), Indiana, 1940-2002
78.1% (25-7), *UCLA, 1962-2021
75.0% (3-1), Holy Cross, 1947-48
75.0% (3-1), La Salle, 1954-55
71.4% (20-8), Kentucky, 1942-2015
66.7% (6-3), *Villanova, 1939-2022
66.7% (2-1), Maryland, 2001-02
66.7% (2-1), Oregon, 1939-2017
66.7% (2-1), Stanford, 1942-98

FINAL FOUR MATCH-UPS, ALL-TIME

5, Kansas vs. North Carolina, 1957-2022
3, Duke vs. Kansas, 1986-91
3, Louisville vs. UCLA, 1972-80
3, Michigan St. vs. North Carolina, 1957-2009
2, Arkansas vs. Duke, 1990-94
2, California vs. Cincinnati, 1959-60
2, California vs. Ohio St., 1946-60
2, Cincinnati vs. Ohio St., 1961-62
2, Duke vs. Kentucky, 1966-78
2, Duke vs. Michigan, 1964-92
2, Duke vs. UConn, 1999-2004
2, Duke vs. UNLV, 1990-91
2, Florida vs. UCLA, 2006-07
2, Houston vs. North Carolina, 1967-82
2, Houston vs. UCLA, 1967-68
2, Indiana vs. Kansas, 1940-53
2, Indiana vs. LSU, 1953-81
2, Indiana vs. UCLA, 1973-76
2, Kansas vs. Marquette, 1974-2003
2, Kansas vs. UCLA, 1971-74
2, Kentucky vs. Duke, 1966-78
2, Kentucky vs. Syracuse, 1975-96
2, Kentucky vs. UConn, 2011-14
2, Kentucky vs. Wisconsin, 2014-15
2, Memphis vs. UCLA, 1973-2008
2, North Carolina vs. Villanova, 2009-16
2, Purdue vs. UCLA, 1969-80

Note: Kansas and Villanova have met two times but the 2018 appearance by Kansas was later vacated by the IARP.

CHAMPIONSHIP TEAM SEASON STATISTICS

Year	Champion	G	Won	Lost	FG	FGA	Pct.	3FG	3FGA	Pct.	FT	FTA	Pct.	Reb.	Avg.	Ast.	Blk.	Stl.	Pts.	Avg.
1939	Oregon	34	29	5	638						406								1,682	49.5
1940	Indiana	23	20	3	429						190								1,048	45.6
1941	Wisconsin	23	20	3	355						294								1,004	43.7
1942	Stanford	32	28	4															1,299	40.6
1943	Wyoming	33	31	2	836						287								1,959	59.4
1944	Utah	26	22	4															1,374	52.8
1945	Oklahoma St.	31	27	4	676						325	576	56.4						1,677	54.1
1946	Oklahoma St.	33	31	2	644						375	616	60.9						1,663	50.4
1947	Holy Cross	30	27	3	739						348								1,826	60.9
1948	Kentucky	33	31	2	916	2,925	31.3				447	714	62.6						2,279	69.1
1949	Kentucky	34	32	2	903	2,756	32.8				514	728	70.6						2,320	68.2
1950	CCNY	29	24	5	780	2,150	36.3				433	751	57.7						1,993	68.7
1951	Kentucky	34	32	2	1,029	3,013	34.2				482	744	64.8	2,109	62.0				2,540	74.7
1952	Kansas	28	26	2	748	1,906	39.2				491	707	69.4	1,011	36.1				1,987	71.0
1953	Indiana	26	23	3	737	2,019	36.5				638	910	70.1	1,005	38.7				2,112	81.2
1954	La Salle	30	26	4	850	2,250	37.8				561	841	66.7	1,532	51.1				2,261	75.4
1955	San Francisco	29	28	1	693	1,750	39.6				566	861	65.7	1,326	45.7				1,952	67.3
1956	San Francisco	29	29	0	815	2,106	38.7				463	766	60.4	1,573	54.2				2,093	72.2
1957	North Carolina	32	32	0	860	1,996	43.1				817	1,165	70.1	1,495	46.7				2,537	79.3
1958	Kentucky	29	23	6	832	2,233	37.3				502	680	73.8	1,562	53.9				2,166	74.7
1959	California	29	25	4	720	1,774	40.6				414	653	63.4	1,307	45.1				1,854	63.9
1960	Ohio St.	28	25	3	1,044	2,101	49.7				444	619	71.7	1,447	51.7				2,532	90.4
1961	Cincinnati	30	27	3	897	1,962	45.7				457	722	63.3	1,553	51.8				2,251	75.0
1962	Cincinnati	31	29	2	879	1,967	44.7				480	759	63.2	1,536	49.5				2,238	72.2
1963	Loyola Chicago	31	29	2	1,081	2,463	43.9				685	949	72.2	1,792	57.8				2,847	91.8
1964	UCLA	30	30	0	1,023	2,256	45.3				620	963	64.4	1,670	55.7				2,666	88.9
1965	UCLA	30	28	2	1,000	2,172	46.0				589	892	66.0	1,559	52.0				2,589	86.3
1966	UTEP	29	28	1	846	1,899	44.5				568	812	70.0	1,430	49.3				2,260	77.9
1967	UCLA	30	30	0	1,082	2,081	52.0				523	783	66.8	1,495	49.8				2,687	89.6
1968	UCLA	30	29	1	1,161	2,321	50.0				480	700	68.6	1,603	53.4				2,802	93.4
1969	UCLA	30	29	1	1,027	1,999	51.4				486	752	64.6	1,513	50.4				2,540	84.7
1970	UCLA	30	28	2	1,083	2,184	49.6				593	852	69.6	1,519	50.6				2,759	92.0
1971	UCLA	30	29	1	995	2,197	45.3				514	789	65.1	1,574	52.5				2,504	83.5
1972	UCLA	30	30	0	1,140	2,262	50.4				558	803	69.5	1,647	54.9				2,838	94.6
1973	UCLA	30	30	0	1,054	2,032	51.9				332	527	63.0	1,469	49.0				2,440	81.3
1974	NC State	31	30	1	1,157	2,319	49.9				519	733	70.8	1,452	46.8				2,833	91.4
1975	UCLA	31	28	3	1,063	2,217	47.9				500	712	70.2	1,398	45.1				2,626	84.7
1976	Indiana	32	32	0	1,083	2,094	51.7				462	662	69.8	1,324	41.4				2,628	82.1
1977	Marquette	32	25	7	905	1,916	47.2				446	573	77.8	1,170	36.6				2,256	70.5
1978	Kentucky	32	30	2	1,040	1,922	54.1				613	808	75.9	1,171	36.6				2,693	84.2
1979	Michigan St.	32	26	6	932	1,769	52.7				559	775	72.1	1,108	34.6				2,423	75.7
1980	Louisville	36	33	3	1,083	2,078	52.1				604	880	68.6	1,367	38.0				2,770	76.9
1981	Indiana	35	26	9	978	1,846	53.0				495	665	74.4	1,201	34.3				2,451	70.0
1982	North Carolina	34	32	2	895	1,668	53.7				477	689	69.2	999	29.4				2,269	66.7
1983	NC State	36	26	10	995	2,108	47.2				509	740	68.8	1,237	34.4				2,499	69.4
1984	Georgetown	37	34	3	1,043	2,051	50.9				662	977	67.8	1,481	40.0	634			2,748	74.3
1985	Villanova	35	25	10	909	1,784	51.0				585	818	71.5	1,184	33.8	545			2,403	68.7
1986	Louisville	39	32	7	1,212	2,281	53.1				672	917	73.3	1,450	37.2	724	256	216	3,096	79.4
1987	Indiana	34	30	4	1,033	2,015	51.3	130	256	50.8	610	795	76.7	1,189	35.0	543	215	135	2,806	82.5
1988	Kansas	38	27	11	1,111	2,134	52.1	78	233	33.5	562	814	69.0	1,351	35.6	670	137	325	2,862	75.3
1989	Michigan	37	30	7	1,325	2,341	56.6	196	419	46.8	547	744	73.5	1,395	37.7	745	113	226	3,393	91.7
1990	UNLV	40	35	5	1,356	2,672	50.7	260	690	37.7	767	1,097	69.9	1,668	41.7	926	218	389	3,739	93.5
1991	Duke	39	32	7	1,227	2,401	51.1	176	459	38.3	791	1,089	72.6	1,414	36.3	689	160	362	3,421	87.7
1992	Duke	36	34	2	1,108	2,069	53.6	171	394	43.4	780	1,043	74.8	1,229	34.1	653	141	294	3,167	88.0
1993	North Carolina	38	34	4	1,219	2,407	50.6	168	452	37.2	666	943	70.6	1,561	41.1	698	145	357	3,272	86.1
1994	Arkansas	34	31	3	1,154	2,363	48.8	301	777	38.7	567	834	68.0	1,416	41.6	687	129	352	3,176	93.4
1995	UCLA	33	31	2	1,079	2,102	51.3	118	346	34.1	613	865	70.9	1,334	40.4	653	139	312	2,889	87.5
1996	Kentucky	36	34	2	1,198	2,461	48.7	266	670	39.7	630	883	71.3	1,501	41.7	783	176	435	3,292	91.4
1997	Arizona	34	25	9	1,015	2,241	45.3	222	600	37.0	598	913	65.5	1,377	40.5	567	100	358	2,850	83.8
1998	Kentucky	39	35	4	1,161	2,409	48.2	250	681	36.7	551	816	67.5	1,640	42.1	691	240	341	3,123	80.1
1999	UConn	36	34	2	986	2,111	46.7	174	506	34.4	635	868	73.2	1,451	40.3	551	151	287	2,781	77.3
2000	Michigan St.	39	32	7	1,018	2,148	47.4	253	669	37.8	600	816	73.5	1,521	39.0	602	105	256	2,889	74.1
2001	Duke	39	35	4	1,217	2,530	48.1	407	1,057	38.5	697	1,002	69.6	1,505	38.6	701	196	411	3,538	90.7
2002	Maryland	36	32	4	1,083	2,248	48.2	217	580	37.4	677	933	72.6	1,479	41.1	714	216	302	3,060	85.0

Year	Champion	G	Won	Lost	FG	FGA	Pct.	3FG	3FGA	Pct.	FT	FTA	Pct.	Reb.	Avg.	Ast.	Blk.	Stl.	Pts.	Avg.
2003	Syracuse	35	30	5	1,020	2,146	47.5	186	540	34.4	559	806	69.4	1,425	40.7	523	247	298	2,785	79.6
2004	UConn	39	33	6	1,154	2,403	48.0	249	619	40.2	516	828	62.3	1,742	44.7	681	315	233	3,073	78.8
2005	North Carolina	37	33	4	1,128	2,260	49.9	277	689	40.3	724	998	72.5	1,499	40.5	706	142	362	3,257	88.0
2006	Florida	39	33	6	1,061	2,120	50.0	289	738	39.2	641	862	74.4	1,402	35.9	650	207	297	3,052	78.3
2007	Florida	40	35	5	1,125	2,138	52.6	297	727	40.9	646	936	69.0	1,504	37.6	614	194	266	3,193	79.8
2008	Kansas	40	37	3	1,176	2,314	50.8	271	683	39.7	598	852	70.2	1,547	38.7	721	235	356	3,221	80.5
2009	North Carolina	38	34	4	1,205	2,509	48.0	264	682	38.7	739	983	75.2	1,594	41.9	685	196	325	3,413	89.8
2010	Duke	40	35	5	1,049	2,375	44.2	301	782	38.5	682	899	75.9	1,560	39.0	555	162	266	3,081	77.0
2011	UConn	41	32	9	1,053	2,429	43.4	234	711	32.9	627	822	76.3	1,626	39.7	534	228	259	2,967	72.4
2012	Kentucky	40	38	2	1,096	2,248	48.8	225	595	37.8	678	938	72.3	1,556	38.9	531	344	242	3,095	77.4
2013	*Louisville	40	35	5	1,048	2,300	45.6	230	691	33.3	652	920	70.9	1,471	36.8	584	168	430	2,978	74.5
2014	UConn	40	32	8	971	2,162	44.9	287	741	38.7	644	829	77.7	1,396	34.9	488	230	281	2,873	71.8
2015	Duke	39	35	4	1,099	2,191	50.2	283	732	38.7	610	873	69.9	1,436	36.8	588	149	278	3,091	79.3
2016	Villanova	40	35	5	1,086	2,247	48.3	347	959	36.2	599	766	78.2	1,385	34.6	637	136	282	3,118	77.9
2017	North Carolina	40	33	7	1,226	2,633	46.6	283	798	35.5	642	916	70.1	1,749	43.7	722	139	283	3,377	84.4
2018	Villanova	40	36	4	1,220	2,440	50.0	464	1,158	40.1	559	718	77.9	1,437	35.9	655	162	259	3,463	86.6
2019	Virginia	38	35	3	974	2,056	47.4	321	813	39.5	445	598	74.4	1,322	34.8	544	149	211	2,714	71.4
^2020																				
2021	Baylor	30	28	2	917	1,886	48.6	299	724	41.3	354	500	70.8	1,079	36.0	507	111	267	2,487	82.9
2022	Kansas	40	34	6	1,144	2,393	47.8	286	792	36.1	555	774	71.7	1,515	37.9	613	172	251	3,129	78.2
2023	UConn	39	31	8	1,082	2,333	46.4	353	973	36.3	547	719	76.1	1,534	39.3	684	190	245	3,064	78.6
2024	UConn	40	37	3	1,177	2,367	49.7	340	951	35.8	562	756	74.3	1,553	38.8	748	217	246	3,256	81.4

*Appearance later vacated by Committee on Infractions; ^Canceled due to COVID-19 pandemic

MOST OUTSTANDING PLAYERS AND THEIR FINAL STATISTICS

Year	Player, Team	Cl.	G	FG-A	3FG-A	FT-A	Reb.	Ast.	Blk.	Stl.	PF	Pts.
1939	+Jimmy Hull, Ohio St.	Sr.	2	15		10-12					3	40
1940	Marv Huffman, Indiana	Sr.	2	7		4						18
1941	John Kotz, Wisconsin	So.	2	8		6					3	22
1942	Howie Dallmar, Stanford	So.	2	8		4-6					0	20
1943	Kenny Sailors, Wyoming	Jr.	2	10		8-11					5	28
1944	Arnie Ferrin, Utah	Fr.	2	11		6						28
1945	Bob Kurland, Oklahoma St.	Jr.	2	16		5					6	37
1946	Bob Kurland, Oklahoma St.	Sr.	2	21		10-15					8	52
1947	George Kaftan, Holy Cross	So.	2	18		12-17					6	48
1948	Alex Groza, Kentucky	Jr.	2	16		5						37
1949	Alex Groza, Kentucky	Sr.	2	19		14					9	52
1950	Irwin Dambrot, CCNY	Sr.	2	12-28		4-8					3	28
1951	Bill Spivey, Kentucky	Sr.	2	20-50		10-16	37				7	50
1952	Clyde Lovellette, Kansas	Sr.	2	24		18						66
1953	+B.H. Born, Kansas	Jr.	2	17		17						51
1954	Tom Gola, La Salle	Jr.	2	12		14						38
1955	Bill Russell, San Francisco	Jr.	2	19		9						47
1956	†Hal Lear, Temple	Sr.	2	32		16						80
1957	+Wilt Chamberlain, Kansas	So.	2	18-35		19-27	25				3	55
1958	+Elgin Baylor, Seattle U.	Jr.	2	18-53		12-16	41				7	48
1959	+Jerry West, West Virginia	Jr.	2	22-33		22-32	25				7	66
1960	Jerry Lucas, Ohio St.	So.	2	16-24		3-3	23				4	35
1961	+Jerry Lucas, Ohio St.	Jr.	2	20-28		16-17	25				6	56
1962	Paul Hogue, Cincinnati	Sr.	2	23-36		12-19	38				5	58
1963	†Art Heyman, Duke	Sr.	2	18-44		15-22	19				8	51
1964	Walt Hazzard, UCLA	Sr.	2	11-20		8-12	10				7	30
1965	†Bill Bradley, Princeton	Sr.	2	34-54		19-20	24				9	87
1966	‡Jerry Chambers, Utah	Sr.	2	25-47		20-24	35				6	70
1967	Lew Alcindor, UCLA	So.	2	14-23		11-24	38				1	39
1968	Lew Alcindor, UCLA	Jr.	2	22-35		9-10	34				6	53
1969	Lew Alcindor, UCLA	Sr.	2	23-34		16-25	41				5	62
1970	Sidney Wicks, UCLA	Jr.	2	15-21		9-15	34				6	39
1971	+Howard Porter, *Villanova	Sr.	2	20-41		7-9	24				5	47
1972	Bill Walton, UCLA	So.	2	20-29		17-23	41				6	57
1973	Bill Walton, UCLA	Jr.	2	28-34		2-5	30				8	58
1974	David Thompson, NC State	Jr.	2	19-37		11-14	17				6	49
1975	Richard Washington, UCLA	So.	2	23-42		8-11	20				8	54
1976	Kent Benson, Indiana	Jr.	2	17-34		7-11	18				7	41
1977	Butch Lee, Marquette	Jr.	2	11-32		8-8	6	2	1	1	4	30
1978	Jack Givens, Kentucky	Sr.	2	28-43		8-12	17	4	1	3	6	64
1979	Magic Johnson, Michigan St.	So.	2	17-25		19-22	17	3	0	2	5	53
1980	Darrell Griffith, Louisville	Sr.	2	23-37		11-16	7	15	0	2	4	57
1981	Isiah Thomas, Indiana	So.	2	14-25		9-11	4	9	3	4	8	37
1982	James Worthy, North Carolina	Jr.	2	20-27		2-7	8	9	0	4	6	42
1983	+Akeem Olajuwon, Houston	So.	2	16-29		9-14	40	3	2	5	5	41
1984	Patrick Ewing, Georgetown	Jr.	2	8-14		2-2	18	1	15	1	7	18
1985	Ed Pinckney, Villanova	Sr.	2	8-14		12-16	15	6	3	0	6	28
1986	Pervis Ellison, Louisville	Fr.	2	15-25		6-8	24	2	3	1	7	36
1987	Keith Smart, Indiana	Jr.	2	14-22	0-1	7-9	7	7	0	2	7	35
1988	Danny Manning, Kansas	Sr.	2	25-45	0-1	6-9	17	4	8	9	6	56
1989	Glen Rice, Michigan	Sr.	2	24-49	7-16	4-4	16	1	0	3	3	59
1990	Anderson Hunt, UNLV	So.	2	19-31	9-16	2-4	4	9	1	1	1	49
1991	Christian Laettner, Duke	Jr.	2	12-22	1-1	21-23	17	2	1	2	5	46
1992	Bobby Hurley, Duke	Jr.	2	10-24	7-12	8-10	3	11	0	3	6	35
1993	Donald Williams, North Carolina	So.	2	15-23	10-14	10-10	4	1	0	2	2	50
1994	Corliss Williamson, Arkansas	So.	2	21-42	0-0	10-14	21	8	3	4	3	52
1995	Ed O'Bannon, UCLA	Sr.	2	16-35	3-8	10-13	25	3	1	7	3	45
1996	Tony Delk, Kentucky	Sr.	2	15-36	8-16	6-11	9	2	2	3	4	44
1997	Miles Simon, Arizona	Jr.	2	17-37	3-10	17-22	8	6	1	0	1	54
1998	Jeff Sheppard, Kentucky	Sr.	2	16-29	4-10	7-9	10	7	0	4	4	43
1999	Richard Hamilton, UConn	Jr.	2	20-39	3-7	8-11	12	4	1	2	4	51
2000	Mateen Cleaves, Michigan St.	Sr.	2	8-18	3-4	10-12	6	5	0	2	4	29

Year	Player, Team	Cl.	G	FG-A	3FG-A	FT-A	Reb.	Ast.	Blk.	Stl.	PF	Pts.
2001	Shane Battier, Duke	Sr.	2	13-26	5-12	12-17	19	8	6	2	4	43
2002	Juan Dixon, Maryland	Sr.	2	10-18	5-11	8-11	3	5	0	7	3	33
2003	Carmelo Anthony, Syracuse	Fr.	2	19-35	6-9	9-11	24	8	0	4	5	53
2004	Emeka Okafor, UConn	Jr.	2	17-26	0-0	8-15	22	2	4	1	6	42
2005	Sean May, North Carolina	Jr.	2	19-29	0-0	10-14	17	5	2	1	3	48
2006	Joakim Noah, Florida	So.	2	12-20	0-1	4-4	17	5	10	2	5	28
2007	Corey Brewer, Florida	Jr.	2	9-19	7-13	7-8	10	2	3	3	5	32
2008	Mario Chalmers, Kansas	Jr.	2	10-23	3-9	6-8	7	6	0	7	6	29
2009	Wayne Ellington, North Carolina	Jr.	2	14-26	8-10	3-4	13	4	0	0	2	39
2010	Kyle Singler, Duke	Jr.	2	15-29	6-11	4-4	18	7	2	1	2	40
2011	Kemba Walker, UConn	Jr.	2	11-34	1-9	11-13	15	7	1	3	3	34
2012	Anthony Davis, Kentucky	Fr.	2	8-18	0-0	8-12	30	7	11	4	4	24
2013	Luke Hancock, *Louisville	Jr.	2	11-15	8-10	12-17	5	5	0	4	6	42
2014	Shabazz Napier, UConn	Sr.	2	11-22	6-12	6-6	9	9	0	7	1	34
2015	Tyus Jones, Duke	Fr.	2	10-21	3-6	9-10	7	5	1	2	3	32
2016	Ryan Arcidiacono, Villanova	Sr.	2	11-15	5-7	4-4	5	5	0	1	4	31
2017	Joel Berry II, North Carolina	Jr.	2	9-33	6-21	9-17	6	8	1	3	5	33
2018	Donte DiVincenzo, Villanova	So.	2	14-21	8-12	10-14	13	6	2	0	3	46
2019	Kyle Guy, Virginia	Jr.	2	13-26	6-15	7-7	6	4	0	1	4	39
^2020												
2021	Jared Butler, Baylor	Jr.	2	12-23	8-14	7-7	8	11	0	2	5	39
2022	Ochai Agbaji, Kansas	Sr.	2	10-17	7-11	6-12	5	2	2	1	3	33
2023	Adama Sanogo, UConn	Jr.	2	14-20	2-3	8-12	20	2	3	0	3	38
2024	Tristen Newton, UConn	Sr.	2	10-24	5-14	7-8	8	16	0	0	3	32

+team finished second; †team finished third; ‡team finished fourth; *team's appearance later vacated by NCAA/Committee on Infractions; ^Canceled due to COVID-19 pandemic

NATIONAL CHAMPIONS IN FINAL POLLS

Year	AP Poll	UPI Poll	NCAA Champion	AP	UPI	Year	AP Poll	Coaches Poll	NCAA Champion	AP	USA
1949	Kentucky	—	Kentucky	1	—	1993	Indiana	Indiana	North Carolina	4	2
1950	Bradley	—	CCNY	NR	—	1994	North Carolina	Arkansas	Arkansas	2	1
1951	Kentucky	Kentucky	Kentucky	1	1	1995	UCLA	UCLA	UCLA	1	1
1952	Kentucky	Kentucky	Kansas	8	3	1996	Massachusetts	Massachusetts	Kentucky	2	2
1953	Indiana	Indiana	Indiana	1	1	1997	Kansas	Kansas	Arizona	15	13
1954	Kentucky	Indiana	La Salle	2	NR	1998	North Carolina	North Carolina	Kentucky	5	6
1955	San Francisco	San Francisco	San Francisco	1	1	1999	Duke	Duke	UConn	3	3
1956	San Francisco	San Francisco	San Francisco	1	1	2000	Duke	Duke	Michigan St.	2	2
1957	North Carolina	North Carolina	North Carolina	1	1	2001	Duke	Duke	Duke	1	1
1958	West Virginia	West Virginia	Kentucky	9	NR	2002	Duke	Duke	Maryland	4	4
1959	Kansas St.	Kansas St.	California	NR	9	2003	Kentucky	Kentucky	Syracuse	13	12
1960	Cincinnati	Cincinnati	Ohio St.	3	3	2004	Stanford	Stanford	UConn	7	7
1961	Ohio St.	Ohio St.	Cincinnati	2	2	2005	Illinois	Illinois	North Carolina	2	3
1962	Ohio St.	Ohio St.	Cincinnati	2	2	2006	Duke	Duke	Florida	11	10
1963	Cincinnati	Cincinnati	Loyola Chicago	3	4	2007	Ohio St.	Ohio St.	Florida	3	3
1964	UCLA	UCLA	UCLA	1	1	2008	North Carolina	North Carolina	Kansas	4	4
1965	Michigan	Michigan	UCLA	2	2	2009	Louisville	Louisville	North Carolina	2	3
1966	Kentucky	Kentucky	UTEP	3	3	2010	Kansas	Kansas	Duke	4	4
1967	UCLA	UCLA	UCLA	1	1	2011	Ohio St.	Ohio St.	UConn	9	8
1968	Houston	Houston	UCLA	2	2	2012	Kentucky	Kentucky	Kentucky	1	1
1969	UCLA	UCLA	UCLA	1	1	2013	Gonzaga	Gonzaga	*Louisville	2	2
1970	Kentucky	Kentucky	UCLA	2	2	2014	Florida	Florida	UConn	18	19
1971	UCLA	UCLA	UCLA	1	1	2015	Kentucky	Kentucky	Duke	4	5
1972	UCLA	UCLA	UCLA	1	1	2016	Kansas	Kansas	Villanova	6	6
1973	UCLA	UCLA	UCLA	1	1	2017	Villanova	Villanova	North Carolina	5	8
1974	NC State	NC State	NC State	1	1	2018	Virginia	Villanova	Villanova	2	1
1975	UCLA	Indiana	UCLA	1	2	2019	Duke	Duke	Virginia	2	2
1976	Indiana	Indiana	Indiana	1	1	^2020	Kansas	Kansas			
1977	Michigan	Michigan	Marquette	7	14	2021	Gonzaga	Gonzaga	Baylor	3	3
1978	Kentucky	Kentucky	Kentucky	1	1	2022	Gonzaga	Gonzaga	Kansas	3	3
1979	Indiana St.	Indiana St.	Michigan St.	3	4	2023	Houston	Houston	UConn	11	12
1980	DePaul	DePaul	Louisville	2	4	2024	UConn	UConn	UConn	1	1
1981	DePaul	DePaul	Indiana	9	9						
1982	North Carolina	North Carolina	North Carolina	1	1						
1983	Houston	Houston	NC State	16	14						
1984	North Carolina	North Carolina	Georgetown	2	2						
1985	Georgetown	Georgetown	Villanova	NR	NR						
1986	Duke	Duke	Louisville	7	7						
1987	UNLV	UNLV	Indiana	3	2						
1988	Temple	Temple	Kansas	NR	NR						
1989	Arizona	Arizona	Michigan	10	10						
1990	Oklahoma	Oklahoma	UNLV	3	3						
1991	UNLV	UNLV	Duke	6	6						
1992	Duke	Duke	Duke	1	1						

NR—Not Ranked in Top 20 (Top 10 from 1949-67). *Appearance later vacated by Committee on Infractions; ^Championship canceled due to COVID-19 pandemic

Note: Final poll rankings are released before the NCAA tournament.

ASSOCIATED PRESS NO. 1 VS. NO. 2 IN THE CHAMPIONSHIP GAME

Date	No. 1, Score	W-L	No. 2, Score	Site
Mar. 26, 1949	Kentucky 46	W	Oklahoma St. 36	Seattle
Mar. 23, 1957	North Carolina 54	W (3 OT)	Kansas 53	Kansas City, MO
Mar. 25, 1961	Ohio St. 65	L (OT)	Cincinnati 70	Kansas City, MO
Mar. 24, 1962	Ohio St. 59	L	Cincinnati 71	Louisville, KY
Mar. 20, 1965	Michigan 80	L	UCLA 91	Portland, OR
Mar. 19, 1966	Kentucky 65	L	UTEP 72	College Park, MD
Mar. 31, 1975	UCLA 92	W	Kentucky 85	San Diego
Apr. 4, 2005	Illinois 70	L	North Carolina 75	St. Louis

SEED HISTORY AT THE FINAL FOUR

SEEDS AT THE FINAL FOUR

Year	Seeds (Total)	Teams
1979	1, 2, 2, 9 (14)	Indiana St., Michigan St., DePaul, Penn
1980	2, 5, 6, 8 (21)	Louisville, Iowa, Purdue, UCLA
1981	1, 1, 2, 3 (7)	Virginia, LSU, North Carolina, Indiana
1982	1, 1, 3, 6 (11)	North Carolina, Georgetown, Louisville, Houston
1983	1, 1, 4, 6 (12)	Houston, Louisville, Georgia, NC State
1984	1, 1, 2, 7 (11)	Kentucky, Georgetown, Houston, Virginia
1985	1, 1, 2, 8 (12)	St. John's (NY), Georgetown, Memphis, Villanova
1986	1, 1, 2, 11 (15)	Duke, Kansas, Louisville, LSU
1987	1, 1, 2, 6 (10)	UNLV, Indiana, Syracuse, Providence
1988	1, 1, 2, 6 (10)	Arizona, Oklahoma, Duke, Kansas
1989	1, 2, 3, 3 (9)	Illinois, Duke, Seton Hall, Michigan
1990	1, 3, 4, 4 (12)	UNLV, Duke, Georgia Tech, Arkansas
1991	1, 1, 2, 3 (7)	UNLV, North Carolina, Duke, Kansas
1992	1, 2, 4, 6 (13)	Duke, Indiana, Cincinnati, Michigan
1993	1, 1, 1, 2 (5)	North Carolina, Kentucky, Michigan, Kansas
1994	1, 2, 2, 3 (8)	Arkansas, Arizona, Duke, Florida
1995	1, 2, 2, 4 (9)	UCLA, Arkansas, North Carolina, Oklahoma St.
1996	1, 1, 4, 5 (11)	Kentucky, Massachusetts, Syracuse, Mississippi St.
1997	1, 1, 1, 4 (7)	Kentucky, Minnesota, North Carolina, Arizona
1998	1, 2, 3, 3 (9)	North Carolina, Kentucky, Stanford, Utah
1999	1, 1, 1, 4 (7)	UConn, Duke, Michigan St., Ohio St.
2000	1, 5, 8, 8 (22)	Michigan St., Florida, North Carolina, Wisconsin
2001	1, 1, 2, 3 (7)	Duke, Michigan St., Arizona, Maryland
2002	1, 1, 2, 5 (9)	Kansas, Maryland, Oklahoma, Indiana
2003	1, 2, 3, 3 (9)	Texas, Kansas, Marquette, Syracuse
2004	1, 2, 2, 3 (8)	Duke, UConn, Oklahoma St., Georgia Tech
2005	1, 1, 4, 5 (11)	Illinois, North Carolina, Louisville, Michigan St.
2006	2, 3, 4, 11 (20)	UCLA, Florida, LSU, George Mason
2007	1, 1, 2, 2 (6)	Florida, Ohio St., Georgetown, UCLA
2008	1, 1, 1, 1 (4)	Kansas, Memphis, North Carolina, UCLA
2009	1, 1, 2, 3 (7)	UConn, North Carolina, Michigan St., Villanova
2010	1, 2, 5, 5 (13)	Duke, West Virginia, Butler, Michigan St.
2011	3, 4, 8, 11 (26)	UConn, Kentucky, Butler, VCU
2012	1, 2, 2, 4 (9)	Kentucky, Kansas, Ohio St., Louisville
2013	1, 4, 4, 9 (18)	Louisville, Michigan, Syracuse, Wichita St.
2014	1, 2, 7, 8 (18)	Florida, Wisconsin, UConn, Kentucky
2015	1, 1, 1, 7 (10)	Duke, Kentucky, Wisconsin, Michigan St.
2016	1, 2, 2, 10 (15)	North Carolina, Oklahoma, Villanova, Syracuse
2017	1, 1, 3, 7 (12)	Gonzaga, North Carolina, Oregon, South Carolina
2018	1, 1, 3, 11 (16)	Kansas, Villanova, Michigan, Loyola Chicago
2019	1, 2, 3, 5 (11)	Virginia, Michigan St., Texas Tech, Auburn
^2020		
2021	1, 1, 2, 11 (15)	Baylor, Gonzaga, Houston, UCLA
2022	1, 2, 2, 8 (13)	Kansas, Duke, Villanova, North Carolina
2023	4, 5, 5, 9 (23)	UConn, Miami (FL), San Diego St., Fla. Atlantic
2024	1, 1, 4, 11 (17)	UConn, Purdue, Alabama, NC State

^Championship canceled due to COVID-19 pandemic

THE PATH TO THE FINAL FOUR

Starting in 1985, the bracket expanded to 64 teams which eliminated all first-round byes.

Year	Seed	Team	1st	2d	RSF	RF	SUM
1985	1	St. John's (NY)	16	9	12	3	40
1985	1	Georgetown	16	8	4	2	30
1985	2	*Memphis	15	7	11	1	34
1985	8	Villanova	9	1	5	2	17
1986	1	Duke	16	8	12	7	43
1986	1	Kansas	16	9	5	6	36
1986	2	Louisville	15	7	3	8	33
1986	11	LSU	6	3	2	1	12
1987	1	UNLV	16	9	12	2	39
1987	1	Indiana	16	8	5	10	39
1987	2	Syracuse	15	10	6	1	32
1987	6	Providence	11	14	2	1	28
1988	1	Arizona	16	8	5	2	31
1988	1	Oklahoma	16	8	5	6	35
1988	2	Duke	15	7	11	1	34
1988	6	Kansas	11	14	7	4	36
1989	1	Illinois	16	9	4	2	31
1989	2	Duke	15	7	11	1	34
1989	3	Michigan	14	11	2	5	32
1989	3	Seton Hall	14	11	2	4	31
1990	1	UNLV	16	8	12	11	47
1990	3	Duke	14	6	7	1	28
1990	4	Arkansas	13	12	8	10	43
1990	4	Georgia Tech	13	5	1	6	25
1991	1	UNLV	16	8	4	3	31
1991	1	North Carolina	16	9	12	10	47
1991	2	Duke	15	7	11	4	37
1991	3	Kansas	14	6	2	1	23
1992	1	Duke	16	9	4	2	31
1992	2	Indiana	15	7	3	1	26
1992	4	Cincinnati	13	5	9	6	33
1992	6	*Michigan	11	14	2	1	28
1993	1	Kentucky	16	8	5	3	32
1993	1	North Carolina	16	8	4	2	30
1993	1	*Michigan	16	9	12	7	44
1993	2	Kansas	15	7	6	1	29
1994	1	Arkansas	16	9	12	3	40
1994	2	Duke	15	7	6	1	29
1994	2	Arizona	15	7	3	1	26
1994	3	Florida	14	11	2	9	36
1995	1	UCLA	16	8	5	2	31
1995	2	North Carolina	15	7	6	1	29
1995	2	Arkansas	15	7	6	4	32
1995	4	Oklahoma St.	13	5	1	2	21
1996	1	*Massachusetts	16	9	12	2	39
1996	1	Kentucky	16	9	4	2	31
1996	4	Syracuse	13	12	8	2	35
1996	5	Mississippi St.	12	13	1	2	28
1997	1	Kentucky	16	8	4	2	30
1997	1	North Carolina	16	9	5	6	36
1997	1	*Minnesota	16	9	4	2	31
1997	4	Arizona	13	12	1	10	36
1998	1	North Carolina	16	8	4	2	30
1998	2	Kentucky	15	10	6	1	32
1998	3	Utah	14	6	10	1	31
1998	3	Stanford	14	11	2	8	35
1999	1	Duke	16	9	12	6	43
1999	1	UConn	16	9	5	10	40
1999	1	Michigan St.	16	9	13	3	41
1999	4	*Ohio St.	13	12	1	3	29
2000	1	Michigan St.	16	8	4	2	30
2000	5	Florida	12	4	1	3	20
2000	8	North Carolina	9	1	4	7	21
2000	8	Wisconsin	9	1	4	6	20
2001	1	Duke	16	9	4	6	35
2001	1	Michigan St.	16	9	12	11	48
2001	2	Arizona	15	10	3	1	29
2001	3	Maryland	14	11	10	1	36
2002	1	Maryland	16	8	4	2	30
2002	1	Kansas	16	8	4	2	30
2002	2	Oklahoma	15	7	3	12	37
2002	5	Indiana	12	13	1	10	36
2003	1	Texas	16	9	5	7	37
2003	2	Kansas	15	10	3	1	29
2003	3	Syracuse	14	6	10	1	31
2003	3	Marquette	14	6	2	1	23
2004	1	Duke	16	8	5	7	36
2004	2	Oklahoma St.	15	7	3	1	26
2004	2	UConn	15	7	6	8	36
2004	3	Georgia Tech	14	6	10	4	34
2005	1	Illinois	16	9	12	3	40
2005	1	North Carolina	16	9	5	6	36
2005	4	Louisville	13	5	1	7	26
2005	5	Michigan St.	12	13	1	2	28
2006	2	UCLA	15	10	3	1	29
2006	3	Florida	14	11	7	1	33
2006	4	LSU	13	12	1	2	28
2006	11	George Mason	6	3	7	1	17
2007	1	Florida	16	9	5	3	33
2007	1	Ohio St.	16	9	5	2	32
2007	2	UCLA	15	7	3	1	26
2007	2	Georgetown	15	7	6	1	29
2008	1	North Carolina	16	9	4	3	32
2008	1	*Memphis	16	8	5	2	31
2008	1	UCLA	16	9	12	3	40
2008	1	Kansas	16	8	12	10	46
2009	1	North Carolina	16	8	4	2	30
2009	1	UConn	16	9	5	3	33
2009	2	Michigan State	15	10	3	1	29
2009	3	Villanova	14	6	2	1	23
2010	1	Duke	16	8	4	3	31
2010	2	West Virginia	15	10	11	1	37
2010	5	Michigan State	12	4	9	6	31
2010	5	Butler	12	13	1	2	28
2011	3	UConn	14	6	2	5	27
2011	4	Kentucky	13	5	1	2	21
2011	8	Butler	9	1	4	2	16
2011	11	VCU	6	3	10	1	20
2012	1	Kentucky	16	8	4	3	31
2012	2	Kansas	15	10	11	1	37
2012	2	Ohio St.	15	7	6	1	29
2012	4	*Louisville	13	5	1	7	26
2013	1	*Louisville	16	8	12	2	38
2013	4	Syracuse	13	12	1	3	29
2013	4	Michigan	13	5	1	3	22
2013	9	Wichita St.	8	1	13	2	24
2014	1	Florida	16	9	4	11	40
2014	2	Wisconsin	15	7	6	1	29
2014	7	UConn	10	2	3	4	19
2014	8	Kentucky	9	1	4	2	16
2015	1	Kentucky	16	8	5	3	32
2015	1	Duke	16	8	5	2	31

Year	Seed	Team	1st	2d	RSF	RF	SUM
2015	1	Wisconsin	16	8	4	2	30
2015	7	Michigan St.	10	2	3	4	19
2016	1	North Carolina	16	9	5	6	36
2016	2	Oklahoma	15	10	3	1	29
2016	2	Villanova	15	7	3	1	26
2016	10	Syracuse	7	15	11	1	34
2017	1	North Carolina	16	8	4	2	30
2017	1	Gonzaga	16	8	4	11	39
2017	3	Oregon	14	11	7	1	33
2017	7	South Carolina	10	2	3	4	19
2018	1	Villanova	16	9	5	3	33
2018	1	*Kansas	16	8	5	2	31
2018	3	Michigan	14	6	7	9	36
2018	11	Loyola Chicago	6	3	7	9	25
2019	1	Virginia	16	9	12	3	40
2019	2	Michigan St.	15	10	3	1	29
2019	3	Texas Tech	14	6	2	1	23
2019	5	Auburn	12	4	1	2	19
2021	2	Houston	15	10	11	12	48
2021	1	Gonzaga	16	8	5	6	35
2021	1	Baylor	16	9	5	3	33
2021	11	UCLA	6	14	2	1	23
2022	1	Kansas	16	9	4	10	39
2022	2	Duke	15	7	3	4	29
2022	2	Villanova	15	7	11	5	38
2022	8	North Carolina	9	1	4	15	29
2023	4	UConn	13	5	8	3	29
2023	5	Miami (FL)	12	4	1	2	19
2023	5	San Diego St.	12	13	1	6	32
2023	9	Fla. Atlantic	8	16	4	3	31
2024	1	UConn	16	9	5	3	33
2024	1	Purdue	16	8	5	2	31
2024	4	Alabama	13	12	1	6	32
2024	11	NC State	6	14	2	4	26

*Note: 2020 championship canceled due to COVID-19 pandemic. *Appearance later vacated by Committee on Infractions.*

THE PATH TO THE CHAMPIONSHIP

Did the champion play the highest-seeded teams along the way?

Year	Team	Champion's Seed	1st	2d	RSF	RF	NSF	CH	SUM
1979	Michigan St.	2		N(10)	Y(3)	Y(1)	N(9)	Y(1)	24
1980	Louisville	2		Y(7)	N(6)	Y(1)	N(5)	N(8)	27
1981	Indiana	3		Y(6)	N(7)	N(9)	Y(1)	N(2)	25
1982	North Carolina	1		N(9)	Y(4)	N(3)	N(6)	Y(1)	23
1983	NC State	6	(11)	Y(3)	N(10)	Y(1)	N(4)	Y(1)	30
1984	Georgetown	1		N(9)	N(5)	N(10)	Y(1)	N(2)	27
1985	Villanova	8	(9)	Y(1)	N(5)	Y(2)	N(2)	Y(1)	20
1986	Louisville	2	(15)	Y(7)	Y(3)	N(8)	N(11)	Y(1)	45
1987	Indiana	1	(16)	Y(8)	N(5)	N(10)	Y(1)	N(2)	42
1988	Kansas	6	(11)	N(14)	N(7)	N(4)	N(2)	Y(1)	39
1989	Michigan.	3	(14)	N(11)	Y(2)	N(5)	Y(1)	N(3)	36
1990	UNLV	1	(16)	Y(8)	N(12)	N(11)	N(4)	N(3)	54
1991	Duke	2	(15)	Y(7)	N(11)	N(4)	Y(1)	N(3)	41
1992	Duke	1	(16)	N(9)	Y(4)	Y(2)	N(2)	N(6)	39
1993	North Carolina	1	(16)	Y(8)	Y(4)	Y(2)	N(2)	Y(1)	33
1994	Arkansas	1	(16)	N(9)	N(12)	N(3)	N(2)	N(2)	44
1995	UCLA	1	(16)	Y(8)	N(5)	Y(2)	N(4)	N(2)	37
1996	Kentucky	1	(16)	N(9)	Y(4)	Y(2)	Y(1)	N(4)	36
1997	Arizona	4	(13)	N(12)	Y(1)	N(10)	Y(1)	Y(1)	38
1998	Kentucky	2	(15)	N(10)	N(6)	Y(1)	N(3)	N(3)	38
1999	UConn	1	(16)	N(9)	N(5)	N(10)	N(4)	Y(1)	45
2000	Michigan St.	1	(16)	Y(8)	Y(4)	Y(2)	N(8)	N(5)	43
2001	Duke	1	(16)	N(9)	Y(4)	N(6)	N(3)	N(2)	40
2002	Maryland	1	(16)	Y(8)	Y(4)	Y(2)	Y(1)	N(5)	36
2003	Syracuse	3	(14)	Y(6)	N(10)	Y(1)	Y(1)	N(2)	34
2004	UConn	2	(15)	Y(7)	N(6)	N(8)	Y(1)	N(3)	40
2005	North Carolina	1	(16)	N(9)	N(5)	N(6)	N(5)	Y(1)	42
2006	Florida	3	(14)	N(11)	N(7)	Y(1)	N(11)	N(2)	46
2007	Florida	1	(16)	N(9)	N(5)	N(3)	N(2)	Y(1)	36
2008	Kansas	1	(16)	Y(8)	N(12)	N(10)	Y(1)	Y(1)	48
2009	North Carolina	1	(16)	Y(8)	Y(4)	Y(2)	N(3)	N(2)	35
2010	Duke	1	(16)	Y(8)	Y(4)	N(3)	N(2)	N(5)	38
2011	UConn	3	(14)	Y(6)	Y(2)	N(5)	N(4)	N(8)	39
2012	Kentucky	1	(16)	Y(8)	Y(4)	N(3)	N(4)	N(2)	37
2013	*Louisville	1	(16)	Y(8)	N(12)	Y(2)	N(9)	N(4)	51
2014	UConn	7	(10)	Y(2)	Y(3)	N(4)	Y(1)	N(8)	28
2015	Duke	1	(16)	Y(8)	Y(4)	Y(2)	N(7)	Y(1)	38
2016	Villanova	2	(15)	Y(7)	Y(3)	Y(1)	N(2)	Y(1)	29
2017	North Carolina	1	(16)	Y(8)	Y(4)	Y(2)	N(3)	Y(1)	34
2018	Villanova	1	(16)	N(9)	N(5)	N(3)	Y(1)	N(3)	37
2019	Virginia	1	(16)	N(9)	N(12)	N(3)	N(5)	N(3)	48
^2020									
2021	Baylor	1	(16)	N(9)	N(5)	N(3)	N(2)	Y(1)	36
2022	Kansas	1	(16)	N(9)	Y(4)	N(10)	N(2)	N(8)	49
2023	UConn	4	(13)	Y(5)	N(8)	N(3)	N(5)	N(5)	39
2024	UConn	1	(16)	N(9)	N(5)	N(3)	N(4)	Y(1)	38

Y—Yes; N—No; Opponent's seed in parentheses. *Appearance later vacated by Committee on Infractions; ^Championship canceled due to COVID-19 pandemic

ALL-TOURNAMENT TEAMS

(First player listed each year was the most outstanding player.)

Team's appearance later vacated by NCAA/Committee on Infractions is indicated by ().*

1939

Not chosen

1940

Marv Huffman, Indiana
Jay McCreary, Indiana
Bob Menke, Indiana
Howard Engleman, Kansas
Bob Allen, Kansas

1941-51

Not chosen

1952

Clyde Lovellette, Kansas
James Bredar, Illinois
John Kerr, Illinois
Dean Kelley, Kansas
Bob Zawoluk, St. John's (NY)
Ron MacGilvray, St. John's (NY)

1953

B.H. Born, Kansas
Bob Leonard, Indiana
Don Schlundt, Indiana
Dean Kelley, Kansas
Bob Houbregs, Washington

1954

Tom Gola, La Salle
Bob Carney, Bradley
Charlie Singley, La Salle
Jesse Amelle, Penn St.
Roy Irvin, Southern California

1955

Bill Russell, San Francisco
Jim Ranglos, Colorado
Carl Cain, Iowa
Tom Gola, La Salle
K.C. Jones, San Francisco

1956

Hal Lear, Temple
Carl Cain, Iowa
Bill Logan, Iowa
Hal Perry, San Francisco
Bill Russell, San Francisco

1957

Wilt Chamberlain, Kansas
John Green, Michigan St.
Pete Brennan, North Carolina
Lennie Rosenbluth, North Carolina
Gene Brown, San Francisco

1958

Elgin Baylor, Seattle U.
Johnny Cox, Kentucky
Vern Hatton, Kentucky
Charley Brown, Seattle U.
Guy Rodgers, Temple

1959

Jerry West, West Virginia
Denny Fitzpatrick, California
Darrall Imhoff, California
Oscar Robertson, Cincinnati
Don Goldstein, Louisville

1960

Jerry Lucas, Ohio St.
Darrall Imhoff, California
Oscar Robertson, Cincinnati
Mel Nowell, Ohio St.
Tom Sanders, NYU

1961

Jerry Lucas, Ohio St.
Carl Bouldin, Cincinnati
Bob Wiesenhahn, Cincinnati
Larry Siegfried, Ohio St.
Jack Egan, *Saint Joseph's

1962

Paul Hogue, Cincinnati
Tom Thacker, Cincinnati
John Havlicek, Ohio St.
Jerry Lucas, Ohio St.
Len Chappell, Wake Forest

1963

Art Heyman, Duke
Ron Bonham, Cincinnati
Tom Thacker, Cincinnati
George Wilson, Cincinnati
Les Hunter, Loyola Chicago

1964

Walt Hazzard, UCLA
Jeff Mullins, Duke
Willie Murrell, Kansas St.
Bill Buntin, Michigan
Gail Goodrich, UCLA

1965

Bill Bradley, Princeton
Cazzie Russell, Michigan
Gail Goodrich, UCLA
Edgar Lacey, UCLA
Kenny Washington, UCLA

1966

Jerry Chambers, Utah
Jack Marin, Duke
Louie Dampier, Kentucky
Pat Riley, Kentucky
Bobby Joe Hill, UTEP

1967

Lew Alcindor, UCLA
Don May, Dayton
Elvin Hayes, Houston
Lucius Allen, UCLA
Mike Warren, UCLA

1968

Lew Alcindor, UCLA
Larry Miller, North Carolina
Lucius Allen, UCLA
Lynn Shackelford, UCLA
Mike Warren, UCLA

1969

Lew Alcindor, UCLA
Willie McCarter, Drake
Charlie Scott, North Carolina
Rick Mount, Purdue
John Vallely, UCLA

1970

Sidney Wicks, UCLA
Artis Gilmore, Jacksonville
Jimmy Collins, New Mexico St.
Curtis Rowe, UCLA
John Vallely, UCLA

1971

Howard Porter, Villanova*
Hank Siemiontkowski, Villanova*
Jim McDaniels, Western Ky.*
Steve Patterson, UCLA
Sidney Wicks, UCLA

1972

Bill Walton, UCLA
Ron King, Florida St.
Jim Price, Louisville
Bob McAdoo, North Carolina
Keith Wilkes, UCLA

1973

Bill Walton, UCLA
Steve Downing, Indiana
Larry Finch, Memphis
Larry Kenon, Memphis
Ernie DiGregorio, Providence

1974

David Thompson, NC State
Maurice Lucas, Marquette
Tom Burluson, NC State
Monte Towe, NC State
Bill Walton, UCLA

1975

Richard Washington, UCLA
Kevin Grevey, Kentucky
Allen Murphy, Louisville
Jim Lee, Syracuse
Dave Meyers, UCLA

1976

Kent Benson, Indiana
Tom Abernethy, Indiana
Scott May, Indiana
Rickey Green, Michigan
Marques Johnson, UCLA

1977

Butch Lee, Marquette
Bo Ellis, Marquette
Jerome Whitehead, Marquette
Walter Davis, North Carolina
Mike O'Koren, North Carolina
Cedric Maxwell, Charlotte

1978

Jack Givens, Kentucky
Ron Brewer, Arkansas
Mike Gminski, Duke
Jim Spanarkel, Duke
Rick Robey, Kentucky

1979

Magic Johnson, Michigan St.
Mark Aguirre, DePaul
Gary Garland, DePaul
Larry Bird, Indiana St.
Greg Kelsner, Michigan St.

1980

Darrell Griffith, Louisville
Rodney McCray, Louisville
Joe Barry Carroll, Purdue
Rod Foster, *UCLA
Kiki Vandeweghe, *UCLA

1981

Isiah Thomas, Indiana
Jim Thomas, Indiana
Landon Turner, Indiana
Al Wood, North Carolina
Jeff Lamp, Virginia

1982

James Worthy, North Carolina
Patrick Ewing, Georgetown
Eric Floyd, Georgetown
Michael Jordan, North Carolina
Sam Perkins, North Carolina

1983

Akeem Olajuwon, Houston
Thurl Bailey, NC State
Sidney Lowe, NC State
Dereck Whittenburg, NC State
Milt Wagner, Louisville

1984

Patrick Ewing, Georgetown
Michael Graham, Georgetown
Alvin Franklin, Houston
Akeem Olajuwon, Houston
Michael Young, Houston

1985

Ed Pinckney, Villanova
Patrick Ewing, Georgetown
Harold Jensen, Villanova
Dwayne McClain, Villanova
Gary McLain, Villanova

1986

Pervis Ellison, Louisville
Mark Alarie, Duke
Tommy Amaker, Duke
Johnny Dawkins, Duke
Billy Thompson, Louisville

1987

Keith Smart, Indiana
Steve Alford, Indiana
Armon Gilliam, UNLV
Derrick Coleman, Syracuse
Sherman Douglas, Syracuse

1988

Danny Manning, Kansas
Sean Elliott, Arizona
Milt Newton, Kansas
Stacey King, Oklahoma
Dave Sieger, Oklahoma

1989

Glen Rice, Michigan
Danny Ferry, Duke
Rumeal Robinson, Michigan
Gerald Greene, Seton Hall
John Morton, Seton Hall

1990

Anderson Hunt, UNLV
Phil Henderson, Duke
Dennis Scott, Georgia Tech
Stacey Augmon, UNLV
Larry Johnson, UNLV

1991

Christian Laettner, Duke
Bobby Hurley, Duke
Bill McCaffrey, Duke
Mark Randall, Kansas
Anderson Hunt, UNLV

1992

Bobby Hurley, Duke
Grant Hill, Duke
Christian Laettner, Duke
Jalen Rose, *Michigan
Chris Webber, *Michigan

1993

Donald Williams, North Carolina
Jamal Mashburn, Kentucky
Chris Webber, *Michigan
George Lynch, North Carolina
Eric Montross, North Carolina

1994

Corliss Williamson, Arkansas
Corey Beck, Arkansas
Scotty Thurman, Arkansas
Grant Hill, Duke
Antonio Lang, Duke

1995

Ed O'Bannon, UCLA
Clint McDaniel, Arkansas
Corliss Williamson, Arkansas
Bryant Reeves, Oklahoma St.
Toby Bailey, UCLA

1996

Tony Delk, Kentucky
Ron Mercer, Kentucky
Marcus Camby, *Massachusetts
Todd Burgan, Syracuse
John Wallace, Syracuse

1997

Miles Simon, Arizona
Mike Bibby, Arizona
Ron Mercer, Kentucky
Scott Padgett, Kentucky
Bobby Jackson, Minnesota

1998

Jeff Sheppard, Kentucky
Scott Padgett, Kentucky
Arthur Lee, Stanford
Michael Doleac, Utah
Andre Miller, Utah

1999

Richard Hamilton, UConn
Khalid El-Amin, UConn
Richard Moore, UConn
Elton Brand, Duke
Trajan Langdon, Duke

2000

Mateen Cleaves, Michigan St.
Udonis Haslem, Florida
Charlie Bell, Michigan St.
A.J. Granger, Michigan St.
Morris Peterson, Michigan St.

2001

Shane Battier, Duke
Mike Dunleavy, Duke
Jason Williams, Duke
Richard Jefferson, Arizona
Loren Woods, Arizona

2002

Juan Dixon, Maryland
Lonny Baxter, Maryland
Chris Wilcox, Maryland
Dane Fife, Indiana
Kyle Hornsby, Indiana

2003

Carmelo Anthony, Syracuse
Gerry McNamara, Syracuse
Nick Collison, Kansas
Kirk Hinrich, Kansas
Keith Langford, Kansas

2004

Emeka Okafor, UConn
Rashad Anderson, UConn
Ben Gordon, UConn
Will Bynum, Georgia Tech
Luke Schenscher, Georgia Tech

2005

Sean May, North Carolina
Luther Head, Illinois
Deron Williams, Illinois
Raymond Felton, North Carolina
Rashad McCants, North Carolina

2006

Joakim Noah, Florida
Corey Brewer, Florida
Taurean Green, Florida
Lee Humphrey, Florida
Jordan Farmar, UCLA

2007

Corey Brewer, Florida
Lee Humphrey, Florida
Al Horford, Florida
Mike Conley Jr., Ohio St.
Greg Oden, Ohio St.

2008

Mario Chalmers, Kansas
Darrell Arthur, Kansas
Brandon Rush, Kansas
Chris Douglas-Roberts, *Memphis
Derrick Rose, *Memphis

2009

Wayne Ellington, North Carolina
Kalin Lucas, Michigan St.
Goran Suton, Michigan St.
Tyler Hansbrough, North Carolina
Ty Lawson, North Carolina

2010

Kyle Singler, Duke
Gordon Hayward, Butler
Shelvin Mack, Butler
Jon Scheyer, Duke
Nolan Smith, Duke

2011

Kemba Walker, UConn
Matt Howard, Butler
Shelvin Mack, Butler
Jeremy Lamb, UConn
Jamie Skeen, VCU

2012

Anthony Davis, Kentucky
Thomas Robinson, Kansas
Tyshawn Taylor, Kansas
Michael Kidd-Gilchrist, Kentucky
Doron Lamb, Kentucky

2013

Luke Hancock, *Louisville
Chane Behanan, *Louisville
Peyton Siva, *Louisville
Trey Burke, Michigan
Mitch McGary, Michigan

2014

Shabazz Napier, UConn
Ryan Boatwright, UConn
DeAndre Daniels, UConn
Julius Randle, Kentucky
James Young, Kentucky

2015

Tyus Jones, Duke
Grayson Allen, Duke
Justise Winslow, Duke
Sam Dekker, Wisconsin
Frank Kaminsky, Wisconsin

2016

Ryan Arcidiacono, Villanova
Josh Hart, Villanova
Phil Booth, Villanova
Brice Johnson, North Carolina
Joel Berry II, North Carolina

2017

Joel Berry II, North Carolina
Justin Jackson, North Carolina
Kennedy Meeks, North Carolina
Zach Collins, Gonzaga
Nigel Williams-Goss, Gonzaga

2018

Donte DiVincenzo, Villanova
Mikal Bridges, Villanova
Jalen Brunson, Villanova
Eric Paschall, Villanova
Moritz Wagner, Michigan

2019

Kyle Guy, Virginia
De'Andre Hunter, Virginia
Ty Jerome, Virginia
Jarrett Culver, Texas Tech
Matt Mooney, Texas Tech

2020

Championship canceled due to COVID-19 pandemic

2021

Jared Butler, Baylor
Davion Mitchell, Baylor
Jalen Suggs, Gonzaga
Drew Timme, Gonzaga
Johnny Juzang, UCLA

2022

Ochai Agbaji, Kansas
David McCormack, Kansas
Caleb Love, North Carolina
Armando Bacot, North Carolina
Paolo Banchero, Duke

2023

Adama Sanogo, UConn
Jordan Hawkins, UConn
Tristen Newton, UConn
Lamont Butler, San Diego St.
Alijah Martin, Fla. Atlantic

2024

Tristen Newton, UConn
Stephon Castle, UConn
Donovan Clingan, UConn
Cam Spencer, UConn
Zach Edey, Purdue

ALL-DECADE TEAMS

Note: All selections made before the 1988 tournament.

ALL-TIME TEAM

Lew Alcindor, UCLA (1967-68-69)
Larry Bird, Indiana St. (1979)
Wilt Chamberlain, Kansas (1957)
Earvin "Magic" Johnson, Michigan St. (1979)
Michael Jordan, North Carolina (1982)

1939-49

Howie Dallmar, Stanford (1942)
Jim Pollard, Stanford (1942)
Kenny Sailors, Wyoming (1943)
Arnie Ferrin, Utah (1944)
Bob Kurland, Oklahoma St. (1945-46)
Gerald Tucker, Oklahoma (1947)
George Kaftan, Holy Cross (1947)
Ralph Beard, Kentucky (1948-49)
Alex Groza, Kentucky (1948-49)
Dwight Eddleman, Illinois (1949)

1950-59

Clyde Lovellette, Kansas (1952)
Tom Gola, La Salle (1954)
K.C. Jones, San Francisco (1955)
Bill Russell, San Francisco (1955-56)

Wilt Chamberlain, Kansas (1957)
Lennie Rosenbluth, North Carolina
(1957)
Elgin Baylor, Seattle U. (1958)
Guy Rodgers, Temple (1958)
Jerry West, West Virginia (1959)
Oscar Robertson, Cincinnati
(1959-60)

1960-69

Jerry Lucas, Ohio St. (1960-61)
John Havlicek, Ohio St. (1961-62)
Gail Goodrich, UCLA (1964-65)
Walt Hazzard, UCLA (1964)
Jeff Mullins, Duke (1964)
Bill Bradley, Princeton (1965)
Cazzie Russell, Michigan (1965)
Elvin Hayes, Houston (1967-68)
Lew Alcindor, UCLA (1967-68-69)
Charlie Scott, North Carolina
(1968-69)

1970-79

Sidney Wicks, UCLA (1969-70)
Bill Walton, UCLA (1972-73-74)
Keith Wilkes, UCLA (1972-73-74)
David Thompson, NC State (1974)
Marques Johnson, UCLA (1975-76)
Kent Benson, Indiana (1976)
Scott May, Indiana (1976)
Jack Givens, Kentucky (1978)
Larry Bird, Indiana St. (1979)
Earvin "Magic" Johnson, Michigan
St. (1979)

1980-87

Darrell Griffith, Louisville (1980)
Rodney McCray, Louisville (1980)
Isiah Thomas, Indiana (1981)
Patrick Ewing, Georgetown
(1982-84-85)
Michael Jordan, North Carolina
(1982)
James Worthy, North Carolina
(1982)
Akeem Olajuwon, Houston
(1983-84)
Ed Pinckney, Villanova (1985)
Johnny Dawkins, Duke (1986)
Steve Alford, Indiana (1987)

SELECTION PANEL

Denny Crum, Louisville
Dean Smith, North Carolina
Joe B. Hall, Kentucky
Pete Newell, California
Vic Bubas, Sun Belt Conference
Dave Gavitt, Big East Conference
Jud Heathcote, Michigan St.
John Thompson, Georgetown
Henry Iba, Oklahoma St.
John Wooden, UCLA
Wayne Duke, Big Ten Conference

75 YEARS OF MARCH MADNESS CELEBRATION

Note: Selected by fan voting before the 2014 tournament on NCAA.com and a panel of experts that included former committee members, the NABC and the USBWA.

TOP TEAM

1976 Indiana (32-0)

TOP MOMENT

Christian Laettner's shot at the buzzer that gave Duke a 104-103 overtime win over Kentucky in the 1992 East Regional championship game.

TOP 15 PLAYERS

Lew Alcindor, UCLA (1967-68-69)
Larry Bird, Indiana St. (1979)
Bill Bradley, Princeton (1965)
Patrick Ewing, Georgetown
(1982-84-85)
Grant Hill, Duke (1991-92, 94)
Earvin "Magic" Johnson, Michigan
St. (1979)
Michael Jordan, North Carolina
(1982)
Christian Laettner, Duke (1989-92)
Jerry Lucas, Ohio St. (1960-61)
Danny Manning, Kansas (1986)
Akeem Olajuwon, Houston
(1983-84)
Oscar Robertson, Cincinnati
(1959-60)
Bill Russell, San Francisco
(1955-56)
Bill Walton, UCLA (1972-73-74)
Jerry West, West Virginia (1959)

CONSENSUS ALL- AMERICANS IN THE FINAL FOUR

(Players who were consensus first team All-Americans the year their team played in the Final Four.)

Team's appearance later vacated by NCAA/Committee on Infractions is indicated by ().*

Injured in regional final game and did not play in Final Four is indicated by (#).

ARIZONA

Sean Elliott 1988

ARKANSAS

Johnny Adams 1941

BAYLOR

Jared Butler, 2021

BRADLEY

Paul Unruh 1950

CALIFORNIA

Darrall Imhoff 1960

CINCINNATI

Oscar Robertson 1959-60
Ron Bonham 1963
Tom Thacker 1963

DARTMOUTH

Audley Brindley 1944

DUKE

Art Heyman 1963
Johnny Dawkins 1986
Danny Ferry 1989
Christian Laettner 1992
Grant Hill 1994
Elton Brand 1999
Shane Battier 2001
Jason Williams 2001
Jahil Okafor, 2015

GEORGETOWN

Eric Floyd 1982
Patrick Ewing 1984-85

GONZAGA

Corey Kispert, 2021

HOUSTON

Elvin Hayes 1967-68
Akeem Olajuwon 1984

ILLINOIS

Rod Fletcher 1952
Dee Brown 2005

INDIANA

Kent Benson 1976
Scott May 1976
Isiah Thomas 1981
Steve Alford 1987

INDIANA ST.

Larry Bird 1979

KANSAS

Clyde Lovellette 1952
Wilt Chamberlain 1957
Danny Manning 1988
Drew Gooden 2002
Nick Collison 2003
Thomas Robinson 2012
Devonte' Graham, *2018
Ochai Agbaji, 2022

KANSAS ST.

Bob Boozer 1958

KENTUCKY

Ralph Beard 1948-49
Alex Groza 1949
Bill Spivey 1951
Jamal Mashburn 1993
Tony Delk 1996
Ron Mercer 1997
Anthony Davis 2012
Willie Cauley-Stein, 2015

LA SALLE

Tom Gola 1954-55

LOUISVILLE

Darrell Griffith 1980

LOYOLA CHICAGO

Jerry Harkness 1963

MARQUETTE

Dwyane Wade 2003

MARYLAND

Juan Dixon 2002

MASSACHUSETTS

Marcus Camby 1996

MEMPHIS

Keith Lee *1985
Chris Douglas-Roberts *2008

MICHIGAN

Cazzie Russell 1965
Chris Webber 1993
Trey Burke 2013

MICHIGAN ST.

Magic Johnson 1979
Mateen Cleaves 1999

NC STATE

David Thompson 1974

NORTH CAROLINA

Lennie Rosenbluth 1957
Larry Miller 1968
Bob Mcadoo 1972
Phil Ford 1977
James Worthy 1982
Jerry Stackhouse 1995

Antawn Jamison 1998
Tyler Hansbrough 2008-09
Brice Johnson, 2016
Justin Jackson, 2017

OHIO ST.

Jimmy Hull 1939
Jerry Lucas 1961-62

OKLAHOMA

Gerald Tucker 1947
Buddy Hield 2016

OKLAHOMA ST.

Bob Kurland 1945-46

OREGON

Slim Wintermute 1939

PRINCETON

Bill Bradley 1965

PROVIDENCE

Ernie Digregorio 1973

PURDUE

Rick Mount 1969
Joe Barry Carroll 1980
Zach Edey, 2024

ST. BONAVENTURE

#Bob Lanier 1970

ST. JOHN'S (NY)

Chris Mullin 1985

SAN FRANCISCO

Bill Russell 1955-56

SEATTLE U.

Elgin Baylor 1958

SOUTHERN CALIFORNIA

Ralph Vaughn 1940

TEMPLE

Guy Rodgers 1958

TEXAS

T.J. Ford 2003

UCLA

Walt Hazzard 1964
Gail Goodrich 1965
Lew Alcindor 1967-69
Sidney Wicks 1971
Henry Bibby 1972
Bill Walton 1972-74
Keith Wilkes 1973-74
Dave Meyers 1975
Richard Washington 1976
Ed O'Bannon 1995
Arron Afflalo 2007
Kevin Love 2008

UCONN

Richard Hamilton 1999
Emeka Okafor 2004
Kemba Walker 2011
Shabazz Bapier, 2014
Tristen Newton, 2024

UNLV

Larry Johnson 1990-91

VILLANOVA

Jalen Brunson, 2018

VIRGINIA

Ralph Sampson 1981

WAKE FOREST

Len Chappell 1962

WASHINGTON

Bob Houbregs 1953

WESTERN KY.

Jim McDaniels *1971

WISCONSIN

Gene England 1941
Frank Kaminsky, 2015

WYOMING

Kenny Sailors 1943

GAME OFFICIALS

Officiated the championship game is indicated by (#).

1939

Lyle Clarno#
John Getchell#

1940

Gil MacDonald#
Ted O'Sullivan#

1941

Wally Cameron#
Bill Haarlow#

1942

Glenn Adams#
Abb Curtis#

1943

Matty Begovich#
Pat Kennedy#

1944

Paul Menton#
James Osborne#

1945

Glenn Adams#
James Beiersdorfer
Edward Boyle
Abb Curtis#

1946

Jocko Collins#
Pat Kennedy#
John Nucatola
William Orwig

1947

Hagan Anderson#
Bill Haarlow
Pat Kennedy#
William Orwig

1948

Matty Begovich
Bill Haarlow#
Gil MacDonald#
James Osborne

1949

Abb Curtis
Hal Lee#
Tim McCullough#
Cliff Ogden

1950

Lou Eisenstein#
Ronald Gibbs#
Remy Meyer
John Morrow

1951

Joe Conway#

1952

Joe Conway
Lou Eisenstein#
Al Lightner
Cliff Ogden#

1953

Joe Conway
Alex George
Al Lightner#
Cliff Ogden
Shaw#

1954

Hagan Anderson#
Dick Ball
Ross Dean#
Jim Enright

1955

Phil Fox
Mike Milner
Max Mohr
Cliff Ogden

1956

Tommy Bell
Alex George
Red Mihalik
Harvey Murdock

1957

Hagan Anderson#
Joe Conway#
Al Lightner
Cliff Ogden

1958

Joe Conway#
Al Mercer
Red Mihalik
John Morrow

1959

Tommy Bell#
Charles Chuckovits
Al Lightner
Floyd Magnusson
Red Mihalik#

1960

Joe Conway
William Fouts
Alex George#
Red Mihalik

1961

Ernest Filiberti#
Phil Fox#
Tom Glennon
Lenny Wirtz

1962

Charles Eckman#
Dan Elser
Rudy Marick#
Dan Watson

1963

Bill Busenius#
Alex George#
Jim Lennon
Chuck Ovitz

1964

Charles Fouty
Jim Lennon#
Steve Honzo
Red Mihalik#

1965

Steve Honzo#
Bob Korte
Floyd Magnuson
Red Mihalik#

1966

Bill Busenius
Steve Honzo#
Thornton Jenkins#
Lenny Wirtz

1967

Lenny Wirtz#

1968

Bill Busenius
Charles Fouty#
Steve Honzo#
Thornton Jenkins

1969

Irv Brown#
Michael DiTomasso#
Charles Fouty
John Overby

1970

Otis Allmond
Rudy Marich
Bobby Scott#
Art White
Lenny Wirtz#

1971

Jim Bain#
Irv Brown#
Steve Honzo
Art White

1972

Irv Brown#
Reggie Copeland
Jim Hernjack
Bobby Scott#

1973

Jack Ditty
Jim Howell#
Joe Shosid#
Art White

1974

Irv Brown#
Paul Galvan
Jim Howell#
Rich Weiler

1975

Paul Galvan
Hank Nichols#
Lou Soriano
Bob Wortman#

1976

Jim Bain
Irv Brown#
Charles Fouty
Bob Wortman#

1977

Irv Brown
Reggie Copeland#
Charles Fouty
Paul Galvan#

1978

Jim Bain#
Roy Clymer#
Jim Howell
Dale Kelley

1979

Frank Buckiewicz
Gary Muncy#
Hank Nichols#
Jody Silvester
Rich Weiler
Lenny Wirtz#

1980

Robert Herrold
Larry Lembo#
Hank Nichols#
Bob Rhodes
Booker Turner
Rich Weiler#

1981

Bobby Dibbler
Jim Howell
Dale Kelley
Ken Lauderdale#
Lou Moser#
Booker Turner#

1982

John Dabrow#
Bobby Dibbler#
Joe Forte
Hank Nichols#
Tom Rucker
Bob Wortman

1983

Joe Forte#
Paul Housman#
Larry Lembo
Hank Nichols#
Booker Turner
Rich Weiler

1984

Jim Clark
Hank Nichols
Dick Paparo
Ron Spittler#
Mike Tanco#
Booker Turner#

1985

Jim Burr
John Clougherty#
Bobby Dibbler#
Willis McJunkin
Don Rutledge#
Charles Vacca

1986

John Clougherty
Tom Fincken
Joe Forte
Paul Galvan
Hank Nichols#
Dick Paparo
Pete Pavia#
Don Rutledge#
Lenny Wirtz

1987

John Clougherty
Nolan Fine#
Joe Forte#
Paul Galvan
Luis Grillo
Rusty Herring
Dick Paparo
Don Rutledge
Jody Silvester#

1988

Jim Burr
John Clougherty#
Joe Forte
Luis Grillo
Tim Higgins#
Ed Hightower#
Paul Housman
Larry Lembo
Booker Turner

1989

John Clougherty#
Mickey Crowley#
Tom Harrington
Ed Hightower
Ted Hillary
David Jones
Larry Lembo
Tom Rucker#
Don Rutledge

1990

Jim Bain
Richie Ballesteros#
Frank Bosone
Jim Burr
Gerry Donaghy
Tim Higgins#
Ed Hightower#
Dick Paparo
Jim Stupin

1991

Jim Burr#
John Clougherty
Mickey Crowley#
Gerry Donaghy
Ed Hightower
Tom O'Neill
Pete Pavia
Charles Range#
Ted Valentine

1992

Jim Burr
John Clougherty
Gerry Donaghy#
Tom Harrington#
Tim Higgins
Ed Hightower
David Libbey#
Don Rutledge
Ted Valentine

1993

Jim Burr
John Clougherty
Gerry Donaghy
Tom Harrington#
Ed Hightower#
Dick Paparo
Larry Rose
Jim Stupin#
Ted Valentine

1994

Jim Burr#
Ted Hillary
Ed Hightower
David Libbey
Tom Rucker
Mike Sanzere
Jody Silvester#
Jim Stupin
Ted Valentine#

1995

Jim Burr#
John Cahill#
Tom Harrington
Tom Lopes
Gene Monje
Dick Paparo
Andre Pattillo
Charles Range
Ted Valentine#

1996

John Clougherty#
Ed Hightower
Michael Kitts
David Libbey#
Andre Pattillo
Tom Rucker
Mike Sanzere
Frank Scagliotta
Scott Thornley#

1997

Gerald Boudreaux
Jim Burr
John Clougherty
Tim Higgins#
David Libbey
Tom O'Neill#
Andre Pattillo
Frank Scagliotta
Ted Valentine#

1998

Jim Burr#
John Clougherty
Bob Donato
Donnee Gray#
Tim Higgins
Andre Pattillo
Larry Rose
Don Rutledge
Mike Sanzere#

1999

Gerald Boudreaux#
Jim Burr
John Cahill
Tim Higgins#
David Libbey
Larry Rose
Curtis Shaw
Scott Thornley#
Mark Whitehead

2000

Gerald Boudreaux#
Jim Burr#
John Cahill
John Clougherty
Donnee Gray
David Hall#
Tim Higgins
Andre Patillo
Jody Silvester

2001

Gerald Boudreaux#
Ed Corbett#
Bob Donato
Tony Greene
Tim Higgins
Ted Hillary
David Libbey
Mark Reischling
Scott Thornley#

2002

Jim Burr#
Dick Cartmell#
Ed Corbett
Duke Edsall
Tony Greene#
Tim Higgins
Ed Hightower
Michael Kitts
David Libbey

2003

Gerald Boudreaux#
Dick Cartmell#
Reginald Cofer#
Donnee Gray
Karl Hess
Michael Kitts
David Libbey
Tom Lopes
Larry Rose

2004

Jim Burr
Dick Cartmell#
Donnee Gray
David Hall
Verne Harris#
Tim Higgins
Ted Hillary
Randy McCall#
Olandis Poole

2005

Jim Burr
John Cahill#
Ed Corbett#
Robert Donato
Reggie Greenwood
Verne Harris#
Ed Hightower
Randy McCall
Doug Shows

2006

Jim Burr#
John Cahill#
Dick Cartmell
Ed Corbett
Tony Greene#
Karl Hess
Ed Hightower
Curtis Shaw
Ted Valentine

2007

Dick Cartmell
Ed Corbett#
Tony Greene#
Verne Harris
Karl Hess#
Mike Kitts
Tom O'Neill
Curtis Shaw
Ted Valentine

2008

John Cahill#
J.D. Collins
Ed Corbett#
Tom Eades
Tony Greene
Verne Harris
Karl Hess
Ed Hightower#
Curtis Shaw

2009

John Cahill
Patrick Driscoll
Tony Greene#
Karl Hess
Leslie Jones
Tom O'Neill#
Curtis Shaw#
Michael Stuart
Scott Thornley

2010

John Cahill#
Tom Eades#
John Higgins
Leslie Jones
Jamie Luckie
Randy McCall
Curtis Shaw
Michael Stuart
Ted Valentine#

2011

John Cahill#
Pat Driscoll
Verne Harris#
John Higgins
Leslie Jones
Jamie Luckie
Doug Shows#
Michael Stephens
Mark Whitehead

2012

Pat Adams
Joe DeRosa
Tom Eades
Verne Harris#
Les Jones
Jamie Luckie
Doug Shows
Michael Stuart#
Mark Whitehead#

2013

John Cahill#
Tony Greene#
Karl Hess
John Higgins#
Les Jones
Randy McCall
Doug Sirmons
Mark Whitehead
Terry Wymer

2014

Pat Adams
Joe DeRosa#
Verne Harris#
John Higgins
Michael Roberts
Doug Shows#
Doug Sirmons
Michael Stephens
Mike Stuart
Terry Wymer

2015

Pat Adams
Jeff Clark
Joe DeRosa#
Pat Driscoll#
Mike Eades
Verne Harris
John Higgins
Bryan Kersey
Doug Sirmons
Michael Stephens#

2016

Roger Ayers
Jeff Clark
Brian Dorsey
Mike Eades
Tom Eades
John Higgins#
Tony Padilla
Michael Stephens#
Mark Whitehead
Terry Wymer#

2017

Jeff Anderson
Mike Eades#
Ron Groover
Verne Harris#
John Higgins
Terry Oglesby
Tony Padilla
Doug Sirmons
Michael Stephens#
Ted Valentine

2018

Jeff Anderson#
Roger Ayers
Kipp Kissinger
Keith Kimble
Randy McCall
Terry Oglesby
Mike Roberts
Doug Sirmons#
Michael Stephens
Terry Wymer#

2019

Jeff Anderson
Bo Boroski
James Breeding
Ron Groover#
Keith Kimble
Chris Rastatter
Doug Shows
Doug Sirmons
Michael Stephens#
Terry Wymer#

2020

Championship canceled due to
COVID-19 pandemic

2021

Pat Adams
Jeff Anderson
Bo Boroski#
James Breeding
Ron Groover
Keith Kimble#
Randy McCall#
Gerry Pollard
Chris Rastatter
Larry Sciroto
Doug Sirmons

2022

Jeff Anderson#
Roger Ayers
Bo Boroski
James Breeding
Ron Groover#
Keith Kimble
Joe Lindsay
Terry Oglesby#
Tony Pailla
Doug Sirmons
Bert Smith

2023

Jeff Anderson
Roger Ayers
Ron Groover#
John Higgins
Keith Kimble#
Kipp Kissinger
Terry Oglesby#
Mike Reed
Doug Sirmons
Bert Smith
Paul Szelc

2024

Patrick Adams
Jeff Anderson#
Roger Ayers#
Courtney Green
Ron Grover
Keith Kimble
Kipp Kissinger
Terry Oglesby#
Marquest Pettigrew
Michael Reed
Paul Szelc

ALL-TIME PARTICIPANTS

Team (Appearances - Players)

Team's appearance later vacated by NCAA/Committee on Infractions is indicated by ().*

ALABAMA (1-9)

Mouhamed Dioubate, 2024
Aaron Estrada, 2024
Rylan Griffen, 2024
Grant Nelson, 2024
Nick Pringle, 2024
Mark Sears, 2024
Jarín Stevenson, 2024
Sam Walters, 2024
Latrell Wrightsell Jr., 2024

ARIZONA (4-36)

Jud Buechler 1988
Anthony Cook 1988
Sean Elliott 1988
Steve Kerr 1988
Kenny Lofton 1988
Harvey Mason 1988
Craig McMillan 1988
Tom Tolbert 1988
Joe Turner 1988
Joseph Blair 1994
Andy Brown 1994
Kevin Flanagan 1994
Reggie Geary 1994
Jarvis Kelley 1994
Joe McLean 1994
Ray Owes 1994
Khalid Reeves 1994
Jason Richey 1994
Dylan Rigdon 1994
Damon Stoudamire 1994
Corey Williams 1994
Mike Bibby 1997
A.J. Bramlett 1997
Bennett Davison 1997
Michael Dickerson 1997
Eugene Edgerson 1997, 2001
Donnell Harris 1997
Miles Simon 1997
Jason Terry 1997
Gilbert Arenas 2001
Jason Gardner 2001
Richard Jefferson 2001
Luke Walton 2001
Justin Wessel 2001
Loren Woods 2001
Michael Wright 2001

ARKANSAS (6-51)

Johnny Adams 1941
O'Neal Adams 1941
Gordon Carpenter 1941
John Freiberger 1941
Howard Hickey 1941

R.C. Pitts 1941
Nobel Robbins 1941
Clayton Wynne 1941
Tony Byles 1945
Jody Copeland 1945
Bill Flynt 1945
Charles Jolliff 1945
Kenneth Kearne 1945
George Kok 1945
Ocie Richie 1945
Frank Schumchyk 1945
Mike Schumchyk 1945
Paul Wheeler 1945
Chris Bennett 1978
Ron Brewer 1978
Jim Counce 1978
Marvin Delph 1978
Sidney Moncrief 1978
Ulysses Reed 1978
Steve Schall 1978
Alan Zahn 1978
Arlyn Bowers 1990
Mario Credit 1990
Todd Day 1990
Darrell Hawkins 1990
Lenzie Howell 1990
Ron Huery 1990
Warren Linn 1990
Larry Marks 1990
Lee Mayberry 1990
Oliver Miller 1990
Ernie Murry 1990
Cannon Whitby 1990
Corey Beck 1994-95
Ken Biley 1994
Al Dillard 1994-95
Clint McDaniel 1994-95
Davor Rimac 1994-95
Darnell Robinson 1994-95
Dwight Stewart 1994-95
Scotty Thurman 1994-95
Corliss Williamson 1994-95
Lee Wilson 1994-95
Reggie Garrett 1995
Elmer Martin 1995
Landis Williams 1995

AUBURN (1-9)

Bryce Brown, 2019
Samir Doughty, 2019
Malik Dunbar, 2019
Jared Harper, 2019
J'Von McCormick, 2019
Anfernee McLemore, 2019
Danjel Purifoy, 2019
Horace Spencer, 2019
Austin Wiley, 2019

BAYLOR (3-28)

Bill DeWitt 1948, 50

Don Heathington 1948, 50
William Hickman 1948, 50
Bill Johnson 1948, 50
James Owens 1948
Odell Preston 1948, 50
Ralph Pulley 1948
Jackie Robinson 1948
William Srack 1948, 50
Gordon Carrington 1950
Gerald Cobb 1950
W.A. Fleetwood 1950
William Harris 1950
Edward Hovde 1950
Norman Mullins 1950
Jared Butler, 2021
LJ Cryer, 2021
Adam Flagler, 2021
Zach Loveday, 2021
Matthew Mayer, 2021
Davion Mitchell, 2021
Jackson Moffatt, 2021
Mark Paterson, 2021
Jonathan Tchamwa Tchatchoua, 2021
MaCio Teague, 2021
Flo Thamba, 2021
Jordan Turner, 2021
Mark Vital, 2021

BRADLEY (2-22)

Elmer Behnke 1950
Mike Chianakas 1950
Bud Grover 1950
Jim Kelly 1950
Billy Mann 1950
Dino Melchiorre 1950
Gene Melchiorre 1950
Aaron Preece 1950
Fred Schlichtman 1950
Joe Stowell 1950
Paul Unruh 1950
Harvey Babetch 1954
Bob Carney 1954
Dick Estergard 1954
Jack Gower 1954
John Kent 1954
Barney Kilcullen 1954
Ed King 1954
Lee O'Connell 1954
Richard Petersen 1954
John Riley 1954
Lee Utt 1954

BUTLER (2-13)

Zach Hahn 2010-11
Gordon Hayward 2010
Matt Howard 2010-11
Avery Jukes 2010
Shelvin Mack 2010-11
Ronald Nored 2010-11
Andrew Smith 2010-11

Shawn Vanzant 2010-11
Willie Veasley 2010
Garrett Butcher 2011
Chrishawn Hopkins 2011
Khyle Marshall 2011
Chase Stigall 2011

CALIFORNIA (3-29)

Bob Anderson 1946
Les Dean 1946
Bob Hogeboom 1946
Lowell Holcombe 1946
Merv LaFaille 1946
Dick Larner 1946
Art Mower 1946
Cal Riemcke 1946
James Smith 1946
George Walker 1946
Andy Wolfe 1946
Jim Wray 1946
Al Buch 1959
Bob Dalton 1959
Dick Doughty 1959-60
Denny Fitzpatrick 1959
Jack Grout 1959
Darrall Imhoff 1959-60
Bill McClintock 1959-60
Bernie Simpson 1959
Bill Alexander 1960
Ned Averbuck 1960
Tandy Gillis 1960
Jerry Mann 1960
Stan Morrison 1960
Ed Pearson 1960
Earl Shultz 1960
Dave Stafford 1960
Bob Wendell 1960

CCNY (2-18)

Mason Benson 1947
Irwin Dambrot 1947, 50
Phil Farbman 1947
Everett Finestone 1947
Joe Galiber 1947, 50
Sonny Jameson 1947
Lionel Malamed 1947
Paul Malamed 1947
Paul Schmones 1947
Hilpy Shapiro 1947
Sidney Trubowitz 1947
Herb Cohen 1950
Floyd Layne 1950
Norman Mager 1950
Ronald Nadell 1950
Edward Roman 1950
Alvin Roth 1950
Edward Warner 1950

CHARLOTTE (1-12)

Ken Angel 1977

Todd Crowley 1977
Jeff Gruber 1977
Mike Hester 1977
Chad Kinch 1977
Kevin King 1977
Lew Massey 1977
Cedric Maxwell 1977
Phil Scott 1977
Melvin Watkins 1977
Lee Whitfield 1977
Jerry Winston 1977

CINCINNATI (6-36)

Carl Bouldin 1959-61
Dick Cetrone 1959
Ralph Davis 1959-60
Mel Landfried 1959
Ron Nall 1959
Oscar Robertson 1959-60
Dave Tenwick 1959
Bill Whitaker 1959
Larry Willey 1959-60
Bob Wiesenbahn 1959-61
John Bryant 1960
Fred Dierking 1960-61
Paul Hogue 1960-62
Sandy Pomerantz 1960
Ron Reis 1960
Tom Sizer 1960-62
Mark Altenau 1961
Jim Calhoun 1961
Dale Heidotting 1961, 63
Larry Shingleton 1961, 63
Tom Thacker 1961-63
Tony Yates 1961-63
Ron Bonham 1962-63
George Wilson 1962-63
Ken Cunningham 1963
Fritz Meyer 1963
Gene Smith 1963
Corie Blount 1992
Anthony Buford 1992
Tarrance Gibson 1992
Allen Jackson 1992
Herb Jones 1992
Erik Martin 1992
Terry Nelson 1992
Jeff Scott 1992
Nick Van Exel 1992

COLORADO (2-18)

Robert Doll 1942
George Hamburg 1942
Horace Huggins 1942
Bob Kirchner 1942
Leason McCloud 1942
Heath Nuckolls 1942
Donald Putnam 1942
Melvin Coffman 1955
Jim Grant 1955
Burdette Haldorson 1955
George Hannah 1955
Bob Jeangerard 1955

Floyd Mansfield 1955
Charlie Mock 1955
Bill Peterson 1955
Jim Ranglos 1955
Wilbert Walter 1955
Bob Yardley 1955

DARTMOUTH (2-20)

James Briggs 1942
Gordon McKernan 1942
George Munroe 1942
Robert Myers 1942
James Olsen 1942
William Parmer 1942
Charles Pearson 1942
Henry Pogue 1942
Connor Shaw 1942
Stanley Skaug 1942
Audley Brindley 1944
Robert Gale 1944
Vincent Goering 1944
Harry Leggat 1944
Richard McGuire 1944
Walter Mercer 1944
John Monahan 1944
Franklin Murphy 1944
Everett Nordstrom 1944
Joseph Vancisin 1944

DAYTON (1-12)

Tom Heckman 1967
Bob Hooper 1967
Dave Inderrieden 1967
Gene Klaus 1967
Don May 1967
Dan Obrovac 1967
Dan Sadlier 1967
John Samanich 1967
Ned Sharpenter 1967
Glinder Torain 1967
Jim Wannemacher 1967
Rudy Waterman 1967

DEPAUL (2-15)

Jimmy Cominsky 1943
Mel Frailey 1943
John Jorgenson 1943
Tony Kelly 1943
George Mikan 1943
Bill Ryan 1943
Dick Starzyk 1943
Mark Aguirre 1979
Clyde Bradshaw 1979
Gary Garland 1979
William Madey 1979
Dennis McGuire 1979
James Mitchem 1979
Chris Nikitas 1979
Curtis Watkins 1979

DRAKE (1-12)

Don Draper 1969
Ron Gwin 1969

Bob Mast 1969
Willie McCarter 1969
Jim O'Dea 1969
Garry Odom 1969
Dolph Pulliam 1969
Dale Teeter 1969
Rick Wanamaker 1969
Al Williams 1969
Willie Wise 1969
Gary Zeller 1969

DUKE (17-116)

Art Heyman 1963
Jay Buckley 1963-64
Ray Cox 1963-64
Dennis Ferguson 1963-64
Buzzy Harrison 1963-64
Ron Herbster 1963-64
Bob Jamieson 1963
Brent Kitching 1963-64
Ted Mann 1963-64
Jeff Mullins 1963-64
Fred Schmidt 1963
Hack Tison 1963-64
Frank Harscher 1964
Jack Marin 1964, 66
Steve Vacendak 1964, 66
Tony Barone 1966
Warren Chapman 1966
Joe Kennedy 1966
Tim Kolodziej 1966
Mike Lewis 1966
Jim Liccardo 1966
Bob Riedy 1966
Bob Verga 1966
Ron Wendein 1966
Eugene Banks 1978
Bob Bender 1978
Kenny Dennard 1978
Mike Gminski 1978
Scott Goetsch 1978
John Harrell 1978
Jim Spanarkel 1978
Jim Suddath 1978
Mark Alarie 1986
Tommy Amaker 1986
Jay Bilas 1986
Johnny Dawkins 1986
Danny Ferry 1986, 88-89
David Henderson 1986
Billy King 1986
Kevin Strickland 1986
Weldon Williams 1986
Alaa Abdelnaby 1988-90
Robert Brickey 1988-90
Joe Cook 1988, 90
Phil Henderson 1988-90
Greg Koubek 1988-91
John Smith 1988-89
Quin Snyder 1988-89
George Burgin 1989
Clay Buckley 1989-90
Brian Davis 1989-92
Chris Laettner 1989-92
Crawford Palmer 1989-91
Thomas Hill 1990-92
Bobby Hurley 1990-92
Bill McCaffrey 1990-91
Grant Hill 1991-92, 94
Antonio Lang 1991-92, 94
Christian Ast 1992
Kenny Blakeney 1992
Ron Burt 1992
Marty Clark 1992, 94
Erik Meek 1992, 94
Cherokee Parks 1992, 94
Jeff Capel 1994
Chris Collins 1994
Greg Newton 1994
William Avery 1999
Shane Battier 1999, 2001
Elton Brand 1999
Chris Burgess 1999
Chris Carrawell 1999
Nate James 1999, 2001
Trajan Langdon 1999
Corey Maggette 1999
Carlos Boozer 2001
Andre Buckner 2001
Chris Duhon 2001, 04
Mike Dunleavy 2001
Casey Sanders 2001
Jason Williams 2001
Luol Deng 2004
Sean Dockery 2004
Daniel Ewing 2004
Nick Horvath 2004
Lee Melchionni 2004
Shavlik Randolph 2004
J.J. Redick 2004
Shelden Williams 2004
Jordan Davidson 2010
Andre Dawkins 2010
Ryan Kelly 2010
Mason Plumlee 2010
Miles Plumlee 2010
Jon Scheyer 2010
Kyle Singler 2010
Nolan Smith 2010
Lance Thomas 2010
Brian Zoubek 2010
Grayson Allen, 2015
Quinn Cook, 2015
Amile Jefferson, 2015
Matt Jones, 2015
Tyrus Jones, 2015
Sean Kelly, 2015
Jahlil Okafor, 2015
Nick Pagliuca, 2015
Marshall Plumlee, 2015
Justise Winslow, 2015
Paolo Banchero, 2022
AJ Griffin, 2022
Theo John, 2022
Trevor Keels, 2022
Wendell Moore Jr., 2022

Jeremy Roach, 2022
Mark Williams, 2022

DUQUESNE (1-7)

Moe Becker 1940
Rudy Debnar 1940
Lou Kasperik 1940
Bill Lacey 1940
Melvin Milkovich 1940
George Reiber 1940
Paul Widowitz 1940

FLA. ATLANTIC (1-9)

Nick, Boyd, 2023
Johnell Davis, 2023
Michael Forrest, 2023
Jalen Gaffney, 2023
Vladislav Goldin, 2023
Bryan Greenlee, 2023
Alijah Martin, 2023
Giancarlo Rosado, 2023
Brandon Weatherspoon, 2023

FLORIDA (5-42)

Jason Anderson 1994
Craig Brown 1994
Dan Cross 1994
Andrew DeClercq 1994
Svein Dyrkolbotn 1994
Dametri Hill 1994
Martti Kuisma 1994
Brian Thompson 1994
Greg Williams 1994
Matt Bonner 2000
Teddy Dupay 2000
Justin Hamilton 2000
Donnell Harvey 2000
Udonis Haslem 2000
Mike Miller 2000
Brett Nelson 2000
Major Parker 2000
Kenyan Weaks 2000
Brent Wright 2000
Corey Brewer 2006-07
Taurean Green 2006-07
Walter Hodge 2006-07
Al Horford 2006-07
David Huertas 2006
Lee Humphrey 2006-07
Adrian Moss 2006
Joakim Noah 2006-07
Chris Richard 2006-07
Marreese Speights 2007
Dan Werner 2007
Billy Donovan, 2014
Lexx Edwards, 2014
Dorian Finney-Smith 2014
Michael Frazier II 2014
Kasey Hill 2014
Jacob Kurtz 2014
Casey Prather 2014
Chris Walker 2014
DeVon Walker 2014

Scott Wilbekin 2014
Will Yeguette 2014
Patric Young 2014

FLORIDA ST. (1-9)

Ottis Cole 1972
Rowland Garrett 1972
Larry Gay 1972
Ron Harris 1972
Ron King 1972
Lawrence McCray 1972
Otto Petty 1972
Reggie Royals 1972
Greg Samuel 1972

GEORGE MASON (1-11)

Tim Burns 2006
Lamar Butler 2006
Folarin Campbell 2006
Jordan Carter 2006
Chris Fleming 2006
Sammy Hernandez 2006
Makan Konate 2006
Jai Lewis 2006
Gabe Norwood 2006
Tony Skinn 2006
Will Thomas 2006

GEORGETOWN (5-40)

Robert Duffey 1943
William Feeney 1943
Frank Finnerty 1943
Dan Gabbianelli 1943
Bill Hassett 1943
Henry Hyde 1943
Daniel Kraus 1943
John Mahnken 1943
Lloyd Potalicchio 1943
James Reilly 1943
Fred Brown 1982, 84
Patrick Ewing 1982, 84-85
Eric Floyd 1982
Mike Hancock 1982
Anthony Jones 1982
Bill Martin 1982, 84-85
Eric Smith 1982
Gene Smith 1982, 84
Ed Spriggs 1982
Horace Broadnax 1984-85
Ralph Dalton 1984-85
Michael Graham 1984
Michael Jackson 1984-85
Victor Morris 1984
Reggie Williams 1984-85
David Wingate 1984-85
Kevin Floyd 1985
Ron Highsmith 1985
Tyrone Lockhart 1985
Grady Mateen 1985
Perry McDonald 1985
Tyler Crawford 2007
Patrick Ewing Jr. 2007

Jeff Green 2007
Roy Hibbert 2007
Vernon Macklin 2007
Jeremiah Rivers 2007
Jessie Sapp 2007
DaJuan Summers 2007
Jonathan Wallace 2007

GEORGIA (1-8)

James Banks 1983
Richard Corhen 1983
Gerald Crosby 1983
Terry Fair 1983
Vern Fleming 1983
Derrick Floyd 1983
Donald Hartry 1983
Lamar Heard 1983

GEORGIA TECH (2-17)

Kenny Anderson 1990
Darryl Barnes 1990
Karl Brown 1990
Malcolm Mackey 1990
Johnny McNeil 1990
Brian Oliver 1990
Dennis Scott 1990
Robert Brooks 2004
Will Bynum 2004
B.J. Elder 2004
Jarrett Jack 2004
Marvin Lewis 2004
Anthony McHenry 2004
Clarence Moore 2004
Isma'il Muhammad 2004
Luke Schenscher 2004
Theodis Tarver 2004

GONZAGA (2-18)

Zach Collins 2017
Przemek Karnowski 2017
Jordan Mathews 2017
Silas Melson 2017
Josh Perkins 2017
Killian Tillie 2017
Johnathan Williams 2017
Nigel Williams-Goss 2017
Joel Ayayi, 2021
Aaron Cook, 2021
Ben Gregg, 2021
Dominick Harris, 2021
Corey Kispert, 2021
Andrew Nembhard, 2021
Julian Strawther, 2021
Jalen Suggs, 2021
Drew Timme, 2021
Anton Watson, 2021

HOLY CROSS (2-14)

Charlie Bollinger 1947-48
Bob Cousy 1947-48
Bob Curran 1947-48
Charlie Graver 1947

Ken Haggerty 1947
George Kaftan 1947-48
Andy Laska 1947-48
Bob McMullan 1947-48
Joe Mullaney 1947-48
Dermie O'Connell 1947-48
Frank Oftring 1947-48
Jim Riley 1947
Bert Dolan 1948
Matthew Formon 1948

HOUSTON (6-50)

Melvin Bell 1967-68
Andrew Benson 1967
Don Chaney 1967-68
Gary Grider 1967
Neimer Hamood 1967-68
Elvin Hayes 1967-68
Don Kruse 1967
Theodis Lee 1967-68
Leary Lentz 1967
Vern Lewis 1967-68
Elliott McVey 1967
Ken Spain 1967-68
Larry Cooper 1968
Tom Gribben 1968
Kent Taylor 1968
Benny Anders 1982-84
Eric Davis 1982
Clyde Drexler 1982-83
Larry Micheaux 1982-83
Akeem Olajuwon 1982-84
Lynden Rose 1982
Bryan Williams 1982-83
Rob Williams 1982
Michael Young 1982-84
Alvin Franklin 1983-84
Reid Gettys 1983-84
Derek Giles 1983-84
David Rose 1983
Marvin Alexander 1984
Greg Anderson 1984
Stacey Belcher 1984
Braxton Clark 1984
Eric Dickens 1984
Gary Orsak 1984
Renaldo Thomas 1984
James Weaver 1984
Rickie Winslow 1984
Reggie Chaney, 2021
Ryan Elvin, 2021
Justin Gorham, 2021
Brison Gresham, 2021
Quentin Grimes, 2021
DeJon Jarreau, 2021
Tramon Mark, 2021
Kiyron Powell, 2021
J'Wan Roberts, 2021
Marcus Sasser, 2021
Jamal Shead, 2021
Cameron Tyson, 2021
Fabian White Jr., 2021

ILLINOIS (5-42)

Van Anderson 1949
Theodore Beach 1949, 51
James Cottrell 1949
Dwight Eddleman 1949
William Erickson 1949
Richard Foley 1949
Roy Gatewood 1949
Fred Green 1949
Walter Kersulis 1949
James Marks 1949
Walter Osterkorn 1949
Don Sunderlage 1949, 51
Max Baumgardner 1951
Irving Bemoras 1951-52
James Bredar 1951-52
Rod Fletcher 1951-52
Clive Follmer 1951-52
Mack Follmer 1951
Herbert Gerecke 1951-52
John Marks 1951
Robert Peterson 1951-52
James Schuldt 1951
Max Hooper 1952
John Kerr 1952
James Wright 1952
Nick Anderson 1989
Steve Bardo 1989
Kenny Battle 1989
Kendall Gill 1989
Lowell Hamilton 1989
Marcus Liberty 1989
Ervin Small 1989
Larry Smith 1989
James Augustine 2005
Dee Brown 2005
Warren Carter 2005
Luther Head 2005
Jack Ingram 2005
Richard McBride 2005
Roger Powell Jr. 2005
Nick Smith 2005
Deron Williams 2005

INDIANA (8-82)

Paul Armstrong 1940
Ralph Dorsey 1940
Bob Dro 1940
Chet Francis 1940
Jim Gridley 1940
Marv Huffman 1940
Jay McCreary 1940
Bill Menke 1940
Bob Menke 1940
Herman Schaefer 1940
Andy Zimmer 1940
Phil Byers 1953
Goethe Chambers 1953
Jim DeaKyne 1953
Dick Farley 1953
Charley Kraak 1953
Bob Leonard 1953
Paul Poff 1953

Don Schlundt 1953
Jim Schooley 1953
Burke Scott 1953
Ron Taylor 1953
Dick White 1953
Jack Wright 1953
Tom Abernethy 1973, 76
Steve Ahlfeld 1973
Quinn Buckner 1973, 76
Jim Crews 1973, 76
Steve Downing 1973
Steve Green 1973
John Laskowski 1973
Jerry Memering 1973
Craig Morris 1973
Don Noort 1973
John Ritter 1973
Trent Smock 1973
Frank Wilson 1973
Kent Benson 1976
Mark Haymore 1976
Scott May 1976
Wayne Radford 1976
Rich Valavicius 1976
Bobby Wilkerson 1976
Jim Wisman 1976
Chuck Franz 1981
Glen Grunwald 1981
Phil Isenbarger 1981
Ted Kitchel 1981
Mike LaFave 1981
Steve Risley 1981
Isiah Thomas 1981
Jim Thomas 1981
Ray Tolbert 1981
Landon Turner 1981
Randy Wittman 1981
Steve Alford 1987
Rick Calloway 1987
Steve Eyl 1987
Dean Garrett 1987
Joe Hillman 1987
Todd Meier 1987
Keith Smart 1987
Kreigh Smith 1987
Daryl Thomas 1987
Eric Anderson 1992
Damon Bailey 1992
Calbert Cheaney 1992
Greg Graham 1992
Alan Henderson 1992
Todd Leary 1992
Jamal Meeks 1992
Matt Nover 1992
Chris Reynolds 1992
Tom Coverdale 2002
Dane Fife 2002
Kyle Hornsby 2002
Jared Jeffries 2002
George Leach 2002
A.J. Moye 2002
Jeff Newton 2002
Jarrad Odle 2002

Donald Perry 2002

INDIANA ST. (1-8)

Larry Bird 1979
Alex Gilbert 1979
Bob Heaton 1979
Brad Miley 1979
Rich Nemcek 1979
Carl Nicks 1979
Steve Reed 1979
Leroy Staley 1979

IOWA (3-22)

Carl Cain 1955-56
McKinley Davis 1955
Bob George 1955-56
Bill Logan 1955-56
Augie Martel 1955-56
Sharm Scheuerman 1955-56
Bill Schoof 1955-56
Bill Seaberg 1955-56
Jim McConnell 1956
Mike Arens 1980
Kenny Arnold 1980
Kevin Boyle 1980
Vince Brookins 1980
Jon Darsee 1980
Mark Gannon 1980
Tom Grogan 1980
Bob Hansen 1980
Mike Heller 1980
Mike Henry 1980
Steve Krafcsin 1980
Ronnie Lester 1980
Steve Waite 1980

IOWA ST. (1-7)

William Block 1944
Price Brookfield 1944
Roy Ewoldt 1944
James Myers 1944
Gene Oulman 1944
Robert Sauer 1944
Ray Wehde 1944

JACKSONVILLE (1-11)

Rusty Baldwin 1970
Mike Blevins 1970
Pembroke Burrows 1970
Chip Dublin 1970
Artis Gilmore 1970
Dan Hawkins 1970
Rod McIntyre 1970
Rex Morgan 1970
Gene Nelson 1970
Ken Selke 1970
Vaughn Wedeking 1970

KANSAS (16-150)

Robert Allen 1940
Donald Ebling 1940
Howard Engleman 1940

Dick Harp 1940
William Hogben 1940
Thomas Hunter 1940
Wallace Johnson 1940
John Kline 1940
Ralph Miller 1940
Jack Sands 1940
Bruce Voran 1940
B.H. Born 1952-53
Larry Davenport 1952-53
Arthur Heitholt 1952-53
Charlie Hoag 1952
Bill Hougland 1952
John Keller 1952
Allen Kelly 1952-53
Dean Kelly 1952-53
Bob Kenney 1952
Bill Lienhard 1952
Clyde Lovellette 1952
Jerry Alberts 1953
Harold Patterson 1953
Gil Reich 1953
Dean Smith 1953
Robert Billings 1957
Wilt Chamberlain 1957
Edwin Dater 1957
Gene Elstun 1957
Leland Green 1957
Blaine Hollinger 1957
Lewis Johnson 1957
Monte Johnson 1957
Lynn Kindred 1957
Maurice King 1957
Ron Loneski 1957
John Parker 1957
Roger Brown 1971
Randy Canfield 1971
Greg Douglas 1971
Bob Kivisto 1971
Mark Mathews 1971
Aubrey Nash 1971
Dave Robisch 1971
Pierre Russell 1971
Bud Stallworth 1971
Mark Williams 1971
Norman Cook 1974
Dale Greenlee 1974
Tom Kivisto 1974
Danny Knight 1974
Roger Morningstar 1974
Tommie Smith 1974
Rick Suttle 1974
Dave Taynor 1974
Donnie Von Moore 1974
Alton Campbell 1986
Greg Dreiling 1986
Rodney Hull 1986
Cedric Hunter 1986
Ron Kellogg 1986
Danny Manning 1986
Archie Marshall 1986
Chris Piper 1986
Calvin Thompson 1986

Mark Turgeon 1986
Scooter Barry 1988
Jeff Gueldner 1988
Keith Harris 1988
Mike Maddox 1988, 91
Marvin Mattox 1988
Lincoln Minor 1988
Milt Newton 1988
Clint Normore 1988
Kevin Pritchard 1988
Terry Brown 1991
Alonzo Jamison 1991
David Johanning 1991
Adonis Jordan 1991, 93
Mark Randall 1991
Patrick Richey 1991, 93
Richard Scott 1991, 93
Sean Tunstall 1991
Kirk Wagner 1991
Steve Woodbery 1991, 93
Greg Gurley 1993
Darrin Hancock 1993
Greg Ostertag 1993
Eric Pauley 1993
Sean Pearson 1993
Calvin Rayford 1993
Rex Walters 1993
Brett Ballard 2002
Jeff Boschee 2002
Jeff Carey 2002
Nick Collision 2002-03
Drew Gooden 2002
Kirk Hinrich 2002-03
Keith Langford 2002-03
Aaron Miles 2002-03
Wayne Simien 2002
Jeff Graves 2003
Jeff Hawkins 2003
Michael Lee 2003
Christian Moody 2003
Bryant Nash 2003
Moulaye Niang 2003
Brett Olson 2003
Stephen Vinson 2003
Cole Aldrich 2008
Darrell Arthur 2008
Jeremy Case 2008
Mario Chalmers 2008
Sherron Collins 2008
Darnell Jackson 2008
Sasha Kaun 2008
Matt Kleinmann 2008
Tyrel Reed 2008
Russell Robinson 2008
Brandon Rush 2008
Conner Teahan 2008, 12
Elijah Johnson 2012
Travis Releford 2012
Thomas Robinson 2012
TyShawn Taylor 2012
Justin Wesley 2012
Jeff Withey 2012
Kevin Young 2012

Udoka Azubuike *2018
Sam Cunliffe *2018
Silvio DeSousa *2018
Marcus Garrett *2018
Devonte' Graham *2018
Mitch Lightfoot *2018, 22
Sviatoslav Mykhailuk *2018
Malik Newman *2018
James Sosinski *2018
Chris Teahan *2018, 22
Lagerald Vick *2018
Clay Young *2018
KJ Adams, Jr., 2022
Ochai Agbaji, 2022
Christian Braun, 2022
Zach Clemence, 2022
Jalen Coleman-Lands, 2022
Dajuan Harris, 2022
Remy Martin, 2022
David McCormack, 2022
Jalen Wilson, 2022
Joseph Yesufu, 2022

KANSAS ST. (4-45)

Clarence Brannum 1948
Ward Clark 1948
John Dean 1948
Rick Harman 1948
Harold Howey 1948
Lloyd Krone 1948
Allan Langton 1948
Kenneth Mahoney 1948
Howard Shannon 1948
Joe Thornton 1948
David Weatherby 1948
Ernie Barrett 1951
John Gibson 1951
Ed Head 1951
Lew Hitch 1951
James Iverson 1951
Dick Knostman 1951
Richard Peck 1951
Robert Rousey 1951
Dan Schuyler 1951
Jack Stone 1951
Don Upson 1951
James Abbott 1958
Sonny Ballard 1958
Bob Boozer 1958
Roy DeWitz 1958
Steve Douglas 1958
Larry Fischer 1958
Wally Frank 1958
Jim Holwerda 1958
Glen Long 1958
Don Matuszak 1958
Jack Parr 1958
Richard Barnard 1964
Joe Gottfrid 1964
James Hoffman 1964
Max Moss 1964
Willie Murrell 1964
David Nelson 1964

Ron Paradis 1964
Louis Poma 1964
Sammy Robinson 1964
Jeff Simons 1964
Roger Suttner 1964
Gary Williams 1964

KENTUCKY (17-134)

Marvin Akers 1942
Ermal Allen 1942
Melvin Brewer 1942
Kenneth England 1942
James King 1942
Lloyd Ramsey 1942
Carl Staker 1942
Milton Ticco 1942
Waller White 1942
Cliff Barker 1948-49
Dale Barnstable 1948-49
Ralph Beard 1948-49
Alex Groza 1948-49
Joe Holland 1948
Wallace Jones 1948-49
Jim Line 1948-49
Kenneth Rollins 1948
Walt Hirsch 1949
Cliff Hagan 1951
Shelby Linville 1951
C.M. Newton 1951
Frank Ramsey 1951
Bill Spivey 1951
Lou Tsioropoulos 1951
Bobby Watson 1951
Lucian Whitaker 1951
Ed Beck 1958
Lincoln Collinsworth 1958
Johnny Cox 1958
John Crigler 1958
Vernon Hatton 1958
Don Mills 1958
Adrian Smith 1958
Cliff Berger 1966
Larry Conley 1966
Louie Dampier 1966
Gary Gamble 1966
Thad Jaracz 1966
Tommy Kron 1966
Jim LeMaster 1966
Pat Riley 1966
Bob Tallent 1966
Jimmy Dan Conner 1975
Mike Flynn 1975
Jack Givens 1975, 78
Kevin Grevey 1975
Bob Guyette 1975
Jerry Hale 1975
Dan Hall 1975
Merion Haskins 1975
Larry Johnson 1975
James Lee 1975, 78
Mike Phillips 1975, 78
Rick Robey 1975, 78
G.J. Smith 1975
Reggie Warford 1975
Chuck Aleksinas 1978
Dwane Casey 1978
Truman Claytor 1978
Scott Courts 1978
Fred Cowan 1978
Chris Gettelfinger 1978
Kyle Macy 1978
Jay Shidler 1978
Tim Stephens 1978
LaVon Williams 1978
Dickie Beal 1984
Bret Bearup 1984
Winston Bennett 1984
James Blackmon 1984
Sam Bowie 1984
Roger Harden 1984
Jim Master 1984
Melvin Turpin 1984
Kenny Walker 1984
Junior Braddy 1993
Jeff Brassow 1993
Dale Brown 1993
Tony Delk 1993, 96
Rodney Dent 1993
Travis Ford 1993
Gimel Martinez 1993
Jamal Mashburn 1993
Jared Prickett 1993, 97
Rodrick Rhodes 1993
Andre Riddick 1993
Derek Anderson 1996-97
Allen Edwards 1996-98
Anthony Epps 1996-97
Walter McCarty 1996
Ron Mercer 1996-97
Mark Pope 1996
Jeff Sheppard 1996, 98
Wayne Turner 1996-98
Antoine Walker 1996
Jamaal Magloire 1997-98
Steve Masiello 1997
Cameron Mills 1997-98
Nazr Mohammed 1997-98
Scott Padgett 1997-98
Michael Bradley 1998
Heshimu Evans 1998
Saul Smith 1998
Josh Harrellson 2011
Terrence Jones 2011-12
Brandon Knight 2011
Doron Lamb 2011-12
DeAndre Liggins 2011
Darius Miller 2011-12
Eloy Vargas 2011-12
Anthony Davis 2012
Michael Kidd-Gilchrist 2012
Marquis Teague 2012
Kyle Wiltjer 2012
Willie Cauley-Stein, 2014-15
EJ Floreal, 2014-15
Aaron Harrison, 2014-15
Andrew Harrison, 2014-15

Dominique Hawkins, 2014-15
Jon Hood 2014
Dakari Johnson, 2014-15
Marcus Lee, 2014-15
Brian Long, 2014-15
Sam Malone, 2014-15
Jarrod Polson 2014
Alex Poythress, 2014-15
Julius Randle 2014
Derek Willis, 2014-15
James Young 2014
Devin Booker 2015
Tod Lanter 2015
Trey Lyles 2015
Karl-Anthony Towns 2015
Tyler Ulis 2015

LA SALLE (2-10)

Frank Blatcher 1954-55
Tom Gola 1954-55
Chas Greensberg 1954-55
Bob Maples 1954-55
Frank O'Hara 1954
Fran O'Malley 1954-55
Charley Singley 1954-55
John Yodsnukis 1954
Walt Fredericks 1955
Al Lewis 1955

LOUISVILLE (10-82)

Harley Andrews 1959
Harold Andrews 1959
George Burnette 1959
Bill Geiling 1959
Don Goldstein 1959
Bryan Hall 1959
Joe Kitchen 1959
Budd Leathers 1959
Alex Mantel 1959
Ron Rubenstein 1959
Fred Sawyer 1959
Howard Stacey 1959
Roger Tieman 1959
John Turner 1959
Gerry Watkins 1959
Henry Bacon 1972
Ken Bradley 1972
Bill Bunton 1972, 75
Larry Carter 1972
Tim Cooper 1972
Mike Lawhon 1972
Joe Meiman 1972
Jim Price 1972
Paul Pry 1972
Ron Stallings 1972
Ron Thomas 1972
Al Vilcheck 1972
Phil Bond 1975
Junior Bridgeman 1975
Danny Brown 1975
Wesley Cox 1975
Ricky Gallon 1975
Billy Harmon 1975

Terry Howard 1975
Allen Murphy 1975
Ike Whitfield 1975
Rick Wilson 1975
Tony Branch 1980
Wiley Brown 1980, 82
Roger Burkman 1980
Daryl Cleveland 1980
Greg Deuser 1980
Jerry Eaves 1980, 82
Darrell Griffith 1980
Rodney McCray 1980, 82-83
Marty Pulliam 1980
Derek Smith 1980, 82
Poncho Wright 1980, 82
Lancaster Gordon 1982-83
Charles Jones 1982-83
Scooter McCray 1982-83
Milt Wagner 1982-83, 86
Jeff Hall 1983, 86
Billy Thompson 1983, 86
Robbie Valentine 1983
Chris West 1983
Herbert Crook 1986
Pervis Ellison 1986
Tony Kimbro 1986
Mark Mcswain 1986
Kevin Walls 1986
Taquan Dean 2005
Francisco Garcia 2005
Otis George 2005
Brandon Jenkins 2005
Ellie Myles 2005
Larry O'Bannon 2005
Juan Palacios 2005
Lorenzo Wade 2005
Chane Behanan *2012-13
Wayne Blackshear *2012-13
Gorgui Dieng *2012-13
Elisha Justice *2012
Kyle Kuric *2012
Peyton Siva *2012-13
Chris Smith *2012
Russ Smith *2012-13
Jared Swopshire *2012
Luke Hancock *2013
Montrezi Harrell *2013
Tim Henderson *2013
Stephan Van Treese *2013

LOYOLA CHICAGO (2-18)

Dan Cannaughton 1963
John Egan 1963
Jerry Harkness 1963
Les Hunter 1963
Ron Miller 1963
Jim Reardon 1963
Rich Rochelle 1963
Vic Rouse 1963
Chuck Wood 1963
Clayton Custer 2018
Donte Ingram 2018

Aundre Jackson 2018
Cameron Krutwig 2018
Ben Richardson 2018
Cameron Satterwhite 2018
Bruno Skokna 2018
Marques Townes 2018
Lucas Williamson 2018

LSU (4-39)

Don Belcher 1953
Kenneth Bridges 1953
Ned Clark 1953
Bob Freshley 1953
Don Loughmiller 1953
Norman Magee 1953
Benny McArdle 1953
James McNeilly 1953
Bob Pettit 1953
Darrell Schultz 1953
Brian Bergeron 1981
Tyrone Black 1981
Howard Carter 1981
Greg Cook 1981
Joe Costello 1981
Johnny Jones 1981
Durand Macklin 1981
Ethan Martin 1981
Leonard Mitchell 1981
Willie Sims 1981
John Tudor 1981
Ricky Blanton 1986
Oliver Brown 1986
Ocie Conley 1986
Don Redden 1986
Derrick Taylor 1986
Jose Vargas 1986
John Williams 1986
Anthony Wilson 1986
Edwin Wilson 1986
Bernard Woodside 1986
Glen Davis 2006
Darnell Lazare 2006
Darrel Mitchell 2006
Tasmin Mitchell 2006
Magnum Rolle 2006
Garrett Temple 2006
Tyrus Thomas 2006
Ben Voogd 2006

MARQUETTE (3-31)

Barry Brennan 1974
John Bryant 1974
Rick Campbell 1974
Ed Daniels 1974
Dave Delsman 1974
Bo Ellis 1974, 77
Jerry Homan 1974
Greg Johnson 1974
Maurice Lucas 1974
Earl Tatum 1974
Paul Vollmer 1974
Lloyd Walton 1974
Marcus Washington 1974

Jim Boylan 1977
Butch Lee 1977
Bill Neary 1977
Gary Rosenberger 1977
Bernard Toone 1977
Jerome Whitehead 1977
Karon Bradley 2003
Joe Chapman 2003
Travis Diener 2003
Tony Gries 2003
Chris Grimm 2003
Robert Jackson 2003
Scott Merritt 2003
Steve Novak 2003
Terry Sanders 2003
Jared Sighting 2003
Todd Townsend 2003
Dwyane Wade 2003

MARYLAND (2-11)

Lonny Baxter 2001-02
Steve Blake 2001-02
Juan Dixon 2001-02
Tahj Holden 2001-02
Mike Mardesich 2001
Danny Miller 2001
Terence Morris 2001
Byron Mouton 2001-02
Drew Nicholas 2001-02
Chris Wilcox 2001-02
Ryan Randle 2002

MASSACHUSETTS (1-10)

Donta Bright *1996
Marcus Camby *1996
Charlton Clarke *1996
Dana Dingle *1996
Inus Norville *1996
Rigoberto Nunez *1996
Edgar Padilla *1996
Giddel Padilla *1996
Carmelo Travieso *1996
Tyrone Weeks *1996

MEMPHIS (3-30)

Ken Andrews 1973
Bill Buford 1973
Bill Cook 1973
Larry Finch 1973
Clarence Jones 1973
Larry Kenon 1973
Bill Laurie 1973
Jim Liss 1973
Doug McKinney 1973
Ron Robinson 1973
Jerry Tetzlaff 1973
Wes Westfall 1973
Vincent Askew *1985
DeWayne Bailey *1985
Willie Becton *1985
William Bedford *1985
Dwight Boyd *1985

Baskerville Holmes *1985
Keith Lee *1985
Andre Turner *1985
John Wilfong *1985
Antonio Anderson *2008
Joey Dorsey *2008
Chris Douglas-Roberts *2008
Robert Dozier *2008
Willie Kemp *2008
Doneal Mack *2008
Pierre Niles *2008
Derrick Rose *2008
Shawn Taggart *2008

MIAMI (FL) (1-12)

Harlond Beverly, 2023
AJ Casey, 2023
Filippos Gkogkos, 2023
Bensely Joseph, 2023
Jordan Miller, 2023
Norchad Omier, 2023
Nijel Pack, 2023
Wooga Poplar, 2023
Jakai Robinson, 2023
Anthony Walker, 2023
Christian Watson, 2023
Isaiah Wong, 2023

MICHIGAN (8-68)

Bill Buntin 1964-65
Bob Cantrell 1964
John Clawson 1964-65
Oliver Darden 1964-65
Doug Herner 1964
Jim Myers 1964-65
George Pomey 1964-65
Cazzie Russell 1964-65
Larry Tregoning 1964-65
Dennis Bankey 1965
Dan Brown 1965
Craig Dill 1965
Tom Ludwig 1965
John Thompson 1965
Dave Baxter 1976
Tom Bergen 1976
Wayman Britt 1976
Rickey Green 1976
Steve Grote 1976
Alan Hardy 1976
Phil Hubbard 1976
Bobby Jones 1976
Len Lillard 1976
John Robinson 1976
Lloyd Schinnerer 1976
Tom Staton 1976
Joel Thompson 1976
Demetrius Calip 1989
Mike Griffin 1989
Sean Higgins 1989
Mark Hughes 1989
Terry Mills 1989
Glen Rice 1989
Rumeal Robinson 1989

Lou Vaught 1989
Chip Armer *1992
Jason Bossard *1992
Juwana Howard *1992-93
Freddie Hunter *1992
Ray Jackson *1992-93
Jimmy King *1992-93
Rob Pelinka *1992-93
Eric Riley *1992-93
Jalen Rose *1992-93
Chris Seter *1992
Michael Talley *1992-93
James Voskuil *1992-93
Chris Webber *1992-93
Michael Albrecht 2013
Trey Burke 2013
Tim Hardaway Jr. 2013
Jon Horford 2013
Caris Levert 2013
Mitch McGary 2013
Jordan Morgan 2013
Glenn Robinson III 2013
Nik Stauskas 2013
Muhammad-Ali Abdur-Rahkman
2018
Eli Brooks 2018
Isaiah Livers 2018
Charles Matthews 2018
Jordan Poole 2018
Duncan Robinson 2018
Jaaron Simmons 2018
Zavier Simpson 2018
Jon Teske 2018
Moritz Wagner 2018
Ibi Watson 2018

MICHIGAN ST. (10-95)

Bob Anderegg 1957
Chuck Bencie 1957
George Ferguson 1957
John Green 1957
Larry Hedden 1957
Harry Lux 1957
Jack Quiggle 1957
David Scott 1957
Pat Wilson 1957
Earvin "Magic" Johnson 1979
Mike Brkovich 1979
Ron Charles 1979
Terry Donnelly 1979
Rob Gonzalez 1979
Jamie Huffman 1979
Rick Kaye 1979
Gregory Kelsner 1979
Greg Lloyd 1979
Mike Longaker 1979
Jay Vincent 1979
Charlie Bell 1999-2001
Mateen Cleaves 1999-2000
Doug Davis 1999
A.J. Granger 1999-2000

Andre Hutson 1999-2001
Thomas Kelley 1999
Jason Klein 1999
Morris Peterson 1999-2000
Antonio Smith 1999
Aloysius Anagonye 2000-01
Adam Ballinger 2000-01
Mike Chappell 2000-01
Steve Cherry 2000
Mat Ishbia 2000-01
Jason Richardson 2000-01
Brandon Smith 2000-01
David Thomas 2000-01
Jason Andreas 2001
Zach Randolph 2001
Marcus Taylor 2001
Adam Wolfe 2001
Maurice Ager 2005
Alan Anderson 2005
Tim Bograkov 2005
Paul Davis 2005
Shannon Davis 2005
Anthony Hamo 2005
Andy Harvey 2005
Chris Hill 2005
Drew Naymick 2005
Drew Neitzel 2005
Delco Rowley 2005
Kelvin Torbert 2005
Matt Trannon 2005
Chris Allen 2009-10
Jon Crandell 2009
Isaiah Dahlman 2009
Marquise Gray 2009
Draymond Green 2009-10
Tom Herzog 2009
Idong Ibok 2009
Kalin Lucas 2009
Korie Lucious 2009-10
Raymar Morgan 2009-10
Delvon Roe 2009-10
Durrell Summers 2009-10
Goran Suton 2009
Austin Thornton 2009-10
Travis Walton 2009
Mike Kebler 2010
Derrick Nix 2010
Garrick Sherman 2010
Javon Bess 2015
Trevor Bohnhoff 2015
Marvin Clark Jr. 2015
Matt Costello 2015
Branden Dawson 2015
Alvin Ellis III 2015
Bryn Forbes 2015
Kenny Goins 2015
Tum Tum Nairn Jr. 2015
Gavin Schilling 2015
Tracis Trice 2015
Keenan Wetzel 2015
Colby Wollenman 2015
Gabe Brown, 2019

Kenny Goins, 2019
Aaron Henry, 2019
Thomas Kithier, 2019
Foster Loyer, 2019
Matt McQuaid, 2019
Xavier Tillman, 2019
Nick Ward, 2019
Cassius Winston, 2019

MINNESOTA (1-11)

Russ Archambault *1997
Eric Harris *1997
Bobby Jackson *1997
Sam Jacobson *1997
Courtney James *1997
Quincy Lewis *1997
Aaron Stauber *1997
Miles Tarver *1997
Charles Thomas *1997
John Thomas *1997
Trevor Winter *1997

MISSISSIPPI ST. (1-8)

Marcus Bullard 1996
Erick Dampier 1996
Whit Hughes 1996
Bart Hycche 1996
Dontae' Jones 1996
Russell Walters 1996
Tyrone Washington 1996
Darryl Wilson 1996

NEW MEXICO ST. (1-12)

John Burgess 1970
Jimmy Collins 1970
Charley Criss 1970
Rudy Franco 1970
Milton Horne 1970
Sam Lacey 1970
Lonnie Lefevre 1970
Tom McCarthy 1970
Bill Moore 1970
Roy Neal 1970
Chito Reyes 1970
Jeff Smith 1970

NC STATE (4-33)

Vic Bubas 1950
Warren Cartier 1950
Bob Cook 1950
Dick Dickey 1950
Joe Harand 1950
Paul Horvath 1950
Sam Ranzino 1950
Charlie Stine 1950
Lee Terrill 1950
Tom Burleson 1974
Greg Hawkins 1974
Mark Moeller 1974
Moe Rivers 1974

Phil Spence 1974
Tim Stoddard 1974
David Thompson 1974
Monte Towe 1974
Thurl Bailey 1983
Alvin Battle 1983
Lorenzo Charles 1983
Terry Gannon 1983
Sidney Lowe 1983
Cozell McQueen 1983
Ernie Myers 1983
Dereck Whittenburg 1983
D.J. Burns Jr., 2024
Mohamed Diarra, 2024
DJ Horne, 2024
Ben Middlebrooks, 2024
Casey Morsell, 2024
Michael O'Connell, 2024
Breon Pass, 2024
Jayden Taylor, 2024

NORTH CAROLINA (21-179)

Don Anderson 1946
John Dillon 1946
Jim Jordan 1946
Horace McKinney 1946
Bob Paxton 1946
Roger Scholbe 1946
Taylor Thorne 1946
Jim White 1946
Pete Brennan 1957
Bob Cunningham 1957
Tommy Kearns 1957
Danny Lotz 1957
Joe Quigg 1957
Lennie Rosenbluth 1957
Roy Searcy 1957
Bob Young 1957
Jim Bostick 1967
Joe Brown 1967-69
Bill Bunting 1967-69
Rusty Clark 1967-69
Ralph Fletcher 1967-68
Jim Frye 1967-68
Tom Gauntlett 1967
Dick Grubar 1967-68
Bob Lewis 1967
Larry Miller 1967-68
Donnie Moe 1967
Gerald Tuttle 1967-69
Jim Delany 1968-69
Eddie Fogler 1968-69
Charlie Scott 1968-69
Gra Whitehead 1968
Dave Chadwick 1969
Lee Dedmon 1969
Don Eggleston 1969
Dale Gipple 1969
Richard Tuttle 1969
Craig Carson 1972
Bill Chamberlain 1972
Bill Chambers 1972

Ray Hite 1972
Kim Huband 1972
Don Johnston 1972
Bobby Jones 1972
George Karl 1972
Bob McAdoo 1972
Steve Previs 1972
Dennis Wuycik 1972
Dudley Bradley 1977
Bruce Buckley 1977
Dave Colescott 1977
Woody Coley 1977
Walter Davis 1977
Ged Doughton 1977
Phil Ford 1977
Steve Krafscisin 1977
John Kuester 1977
Mike O'Koren 1977
John Virgil 1977
Jeff Wolf 1977
Rich Yonakor 1977
Tom Zaliagiris 1977
Jimmy Black 1981-82
Jimmy Braddock 1981-82
Chris Brust 1981-82
Pete Budko 1981
Matt Doherty 1981-82
Eric Kenny 1981
Mike Pepper 1981
Sam Perkins 1981-82
Al Wood 1981
James Worthy 1981-82
Michael Jordan 1982
Warren Martin 1982
Buzz Peterson 1982
Scott Cherry 1991, 93
Pete Chilcutt 1991
Hubert Davis 1991
Rick Fox 1991
Kenny Harris 1991
George Lynch 1991, 93
Eric Montross 1991, 93
Derrick Phelps 1991, 93
Brian Reese 1991, 93
King Rice 1991
Henrik Rodl 1991, 93
Clifford Rozier 1991
Kevin Salvadori 1991, 93
Pat Sullivan 1991, 93, 95
Matt Wenstrom 1991, 93
Dante Calabria 1993-95
Larry Davis 1993
Ed Geth 1993
Travis Stephenson 1993
Donald Williams 1993, 95
Pearce Landry 1995
Jeff McInnis 1995
Jerry Stackhouse 1995
Rasheed Wallace 1995
Shammond Williams 1995, 97-98
Serge Zwikker 1995, 97
Vince Carter 1997-98
Ed Cota 1997-98, 2000

Antawn Jamison 1997-98
Charlie McNairy 1997
Makhtar Ndiaye 1997-98
Ademola Okulaja 1997-98
Brendan Haywood 1998, 2000
Michael Brooker 2000
Jason Capel 2000
Jim Everett 2000
Joseph Forte 2000
Jonathan Holmes 2000
Will Johnson 2000
Matt Laczkowski 2000
Kris Lang 2000
Orlando Melendez 2000
Terrence Newby 2000
Max Owens 2000
Julius Peppers 2000
Kenny White 2000
Charlie Everett 2005
Raymond Felton 2005
Jesse Holley 2005
C.J. Hooker 2005
Jackie Manuel 2005
Sean May 2005
Rashad McCants 2005
Wes Miller 2005
David Noel 2005
Melvin Scott 2005
Reyshawn Terry 2005
Quentin Thomas 2005, 08
Jawad Williams 2005
Marvin Williams 2005
Marc Campbell 2008-09
Mike Copeland 2008-09
Wayne Ellington 2008-09
Marcus Ginyard 2008
Will Graves 2008
Danny Green 2008-09
Tyler Hansbrough 2008-09
Ty Lawson 2008-09
Alex Stephenson 2008
J.D. Tanner 2008-09
Deon Thompson 2008-09
Surry Wood 2008
Jack Wooten 2008
Ed Davis 2009
Larry Drew II 2009
Bobby Frasor 2009
Patrick Moody 2009
Justin Watts 2009
Tyler Zeller 2009
Joel Berry II 2016-17
Nate Britt 2016-17
Kanler Coker 2016
Spenser Dalton 2016
Toby Egbuna 2016
Isaiah Hicks, 2016-17
Justin Jackson 2016-17
Joel James 2016
Brice Johnson 2016
Luke Maye 2016-17
Kennedy Meeks 2016-17
Marcus Paige, 2016

Theo Pinson 2016-17
Stilman White 2016-17
Kenny Williams 2016
Tony Bradley 2017
Seventh Woods 2017
Armando Bacot, 2022
Leaky Black, 2022
RJ Davis, 2022
Puff Johnson, 2022
Caleb Love, 2022
Brady Manek, 2022
Justin McKoy, 2022
Dontrez Styles, 2022

NOTRE DAME (1-10)

Dave Batton 1978
Rich Branning 1978
Bruce Flowers 1978
Bill Hanzlik 1978
Tracy Jackson 1978
Bill Laimbeer 1978
Kelly Tripucka 1978
Stan Wilcox 1978
Don Williams 1978
Orlando Woolridge 1978

NYU (2-21)

Fred Benanti 1945
Don Forman 1945
Marty Goldstein 1945
Al Grenert 1945
Frank Mangiapane 1945
Alvin Most 1945
Dolph Schayes 1945
Sid Tanenbaum 1945
Herb Walsh 1945
Al Barden 1960
Russ Cunningham 1960
Mike DiNapoli 1960
Al Filardi 1960
Rich Keith 1960
Art Loche 1960
Bernie Mlodinoff 1960
Leo Murphy 1960
Ray Paprocky 1960
Bob Regan 1960
Jimmy Reiss 1960
Tom Sanders 1960

OHIO ST. (11-87)

Richard Baker 1939
Richard Boughner 1939
Jack Dawson 1939
Jimmy Hull 1939
Robert Lynch 1939
Charles Maag 1939
Jed Mees 1939
Gilbert Mickelson 1939
William Sattler 1939
John Schick 1939
Don Scott 1939
Robert Stafford 1939
Robert Bowen 1944, 46

Rodney Caudill 1944-45
John Dugger 1944-45
Ollie Fink 1944
Donald Grate 1944-45
William Gunton 1944
Paul Huston 1944-46
Arnold Risen 1944-45
Warren Amling 1945-46
James Sims 1945
Ray Snyder 1945-46
Clark Elliott 1946
Wilbur Johnston 1946
Charles Kuhn 1946
John Lovett 1946
John Underman 1946
Wayne Wells 1946
Dave Barker 1960
John Cedargren 1960
Dick Furry 1960
Gary Gearhart 1960-62
John Havlicek 1960-62
Richie Hoyt 1960-61
Bob Knight 1960-62
Jerry Lucas 1960-62
Howard Nourse 1960
Mel Nowell 1960-62
Joe Roberts 1960
Larry Siegfried 1960-61
Jack Landes 1961
Kenneth Lee 1961
Doug McDonald 1961-62
Nelson Miller 1961
Richard Reasbeck 1961-62
Gary Bradds 1962
James Doughty 1962
Donald Flatt 1962
Curtis Frazier 1962
Richard Taylor 1962
Dan Andreas 1968
Craig Barclay 1968
Jody Finney 1968
Jim Geddes 1968
Bill Hosket 1968
Steve Howell 1968
Denny Meadors 1968
Bruce Schnabel 1968
Ed Smith 1968
Dave Sorenson 1968
Mike Swain 1968
Brian Brown *1999
Neshaun Coleman *1999
Ken Johnson *1999
Scoonie Penn *1999
Michael Redd *1999
George Reese *1999
Boban Savovic *1999
Jason Singleton *1999
Jamar Butler 2007
Mike Conley Jr. 2007
Daequan Cook 2007
Ivan Harris 2007
Othello Hunter 2007
Ron Lewis 2007

David Lighty 2007
Greg Oden 2007
Matt Terwilliger 2007
William Buford 2012
Aaron Craft 2012
Evan Ravenel 2012
Lenzelle Smith Jr. 2012
Jared Sullinger 2012
Deshawn Thomas 2012
Sam Thompson 2012
Amir Williams 2012

OKLAHOMA (5-49)

Garnett Corbin 1939
Ben Kerr 1939
Jim McNatt 1939
Marvin Mesch 1939
Vernon Mullen 1939
Gene Roop 1939
Herb Scheffler 1939
Marvin Snodgrass 1939
Roscoe Walker 1939
Matthew Zellner 1939
Paul Courty 1947
Harley Day 1947
Jack Landon 1947
Paul Merchant 1947
Allie Paine 1947
Kenneth Pryor 1947
Dick Reich 1947
Gerald Tucker 1947
Bill Waters 1947
Mookie Blaylock 1988
Ricky Grace 1988
Harvey Grant 1988
Stacey King 1988
Terrence Mullins 1988
Dave Sieger 1988
Andre Wiley 1988
Jabahri Brown 2002
Jason Detrick 2002
Ebi Ere 2002
Blake Johnston 2002
Aaron McGhee 2002
Hollis Price 2002
Daryan Selvy 2002
Jozsef Szendrei 2002
Quannas White 2002
Bola Alade 2016
Dante Buford 2016
C.J. Cole 2016
Isaiah Cousins 2016
Daniel Harper 2016
Buddy Hield 2016
Christian James 2016
Khadeem Lattin 2016
Austin Mankin 2016
Jamuni McNeace 2016
Rashard Odomes 2016
Ryan Spangler 2016
Dinjyl Walker 2016
Jordan Woodard 2016

OKLAHOMA ST. (6-54)

Joe Halbert 1945-46
Cecil Hankins 1945
Weldon Kern 1945-46
Bob Kurland 1945-46
J.L. Parks 1945-46, 49
Doyle Parrack 1945
Blake Williams 1945-46
John Wylie 1945
Sam Aubrey 1946
Eugene Bell 1946
A.L. Bennett 1946
Joe Bradley 1946, 49
Paul Geymann 1946
Mark Steinmeyer 1946
Frank Allen 1949
Bob Harris 1949
Larry Hayes 1949
Jack Hobbs 1949
Tom Jacquet 1949
Gale McArthur 1949, 51
Norman Pilgrim 1949
Jack Shelton 1949
Keith Smith 1949, 51
Vernon Yates 1949
Louis Amaya 1951
Pete Darcey 1951
Don Johnson 1951
Emmett McAfee 1951
John Miller 1951
Bob Pager 1951
Gerald Rogers 1951
Kendall Sheets 1951
Gerald Stockton 1951
Maurice Ward 1951
Chad Alexander 1995
Ben Baum 1995
Terry Collins 1995
Kevin Miles 1995
John Nelson 1995
Andre Owens 1995
Scott Pierce 1995
Bryant Reeves 1995
Chianti Roberts 1995
Randy Rutherford 1995
Jason Skaer 1995
Tony Allen 2004
Daniel Bobik 2004
Terrence Crawford 2004
Joey Graham 2004
Stephen Graham 2004
John Lucas 2004
Ivan McFarlin 2004
Jason Miller 2004
Janavor Weatherspoon 2004

OREGON (2-17)

Bobby Anet 1939
John Dick 1939
Laddie Gale 1939
Bob Hardy 1939
Wally Johansen 1939

Ford Mullen 1939
Matt Pavalunas 1939
Ted Sarpola 1939
Slim Wintermute 1939
Jordan Bell 2017
Casey Benson 2017
Kavell Bigby-Williams 2017
Dillon Brooks 2017
Tyler Dorsey 2017
Dylan Ennis 2017
Payton Pritchard 2017
Keith Smith 2017

OREGON ST. (2-23)

Dick Ballantyne 1949
Jim Catterall 1949
Cliff Crandall 1949
Ed Fleming 1949
Bill Harper 1949
Tommy Holman 1949
Alex Petersen 1949
Len Rinearson 1949
Paul Sliper 1949
Ray Snyder 1949
Dan Torrey 1949
Harvey Watt 1949
Terry Baker 1963
Rex Benner 1963
Tim Campbell 1963
Mel Counts 1963
Dave Hayward 1963
Jim Jarvis 1963
Jim Kraus 1963
Steve Pauly 1963
Frank Peters 1963
Gary Rossi 1963
Ray Torgerson 1963

PENN (1-13)

Tom Condon 1979
Ted Flick 1979
Ken Hall 1979
David Jackson 1979
Ed Kuhl 1979
Tom Leifsen 1979
Tony Price 1979
Angelo Reynolds 1979
Vincent Ross 1979
James Salters 1979
Tim Smith 1979
Matt White 1979
Bobby Willis 1979

PENN ST. (1-9)

Jesse Arnelle 1954
Jim Blocker 1954
Jim Brewer 1954
Dave Edwards 1954
Earl Fields 1954
Ned Haag 1954
Robert Rohrland 1954
Jack Sherry 1954
Ron Weidenhammer 1954

PITTSBURGH (1-11)

Bob Artman 1941
James Egan 1941
James Klein 1941
George Kocheran 1941
Clare Malarkey 1941
Sam Milanovich 1941
Melvin Port 1941
Larry Praffrath 1941
Ed Raymond 1941
Ed Straloski 1941
John Swacus 1941

PRINCETON (1-11)

Allen Adler 1965
Bill Bradley 1965
Robinson Brown 1965
Robert Haarlow 1965
Edward Hummer 1965
William Kingston 1965
William Koch 1965
Donald Neimann 1965
Donald Rodenbach 1965
Donald Roth 1965
Gary Walters 1965

PROVIDENCE (2-22)

Al Baker 1973
Marvin Barnes 1973
Gary Bello 1973
Fran Costello 1973
Charles Crawford 1973
Ernie DiGregorio 1973
Rich Dunphy 1973
Nehru King 1973
Mark McAndrew 1973
Dave Modest 1973
Kevin Stacom 1973
Delray Brooks 1987
Marty Conlon 1987
Billy Donovan 1987
Jacek Duda 1987
David Kipfer 1987
Ernie Lewis 1987
Carlton Screen 1987
David Sendeker 1987
Abdul Shamsid-Deen 1987
Darryl Wright 1987
Steve Wright 1987

PURDUE (3-36)

Tyrone Bedford 1969
George Faerber 1969
Herman Gilliam 1969
Jerry Johnson 1969
Frank Kaufman 1969
Bill Keller 1969
Steve Longfellow 1969
Rick Mount 1969
Ted Reasoner 1969
Ralph Taylor 1969
Larry Weatherford 1969
Glenn Young 1969

John Anthrop 1980
Roosevelt Barnes 1980
Joe Barry Carroll 1980
Ted Benson 1980
Keith Edmonson 1980
Arnette Hallman 1980
Jon Kitchel 1980
Drake Morris 1980
Mike Searce 1980
Kevin Stallings 1980
Brian Walker 1980
Steve Walker 1980
Carson Barrett, 2024
Myles Colvin, 2024
Zach Edey, 2024
Caleb Furst, 2024
Mason Gillis, 2024
Camden Heide, 2024
Lance Jones, 2024
Trey Kaufman-Renn, 2024
Fletcher Loyer, 2024
Chase Martin, 2024
Ethan Morton, 2024
Braden Smith, 2024

RUTGERS (1-8)

Abdel Anderson 1976
Jim Bailey 1976
Mark Conlin 1976
Hollis Copeland 1976
Mike Dabney 1976
Steve Hefele 1976
Ed Jordan 1976
Phil Sellers 1976

ST. BONAVENTURE (1-10)

Tom Baldwin 1970
Gene Fahey 1970
Matt Gantt 1970
Greg Gary 1970
Paul Grys 1970
Paul Hoffman 1970
Bill Kalbaugh 1970
Mike Kull 1970
Dale Tepas 1970
Vic Thomas 1970

ST. JOHN'S (NY) (2-22)

Jim Davis 1952
Dick Duckett 1952
Frank Giancontieri 1952
Ron MacGilvray 1952
Jack McMahon 1952
Jim McMorrow 1952
Carl Peterson 1952
Phil Sagona 1952
Solly Walker 1952
Jim Walsh 1952
Bob Zawoluk 1952
Walter Berry 1985
Terry Bross 1985

Bob Cornegy 1985
Willie Glass 1985
Mark Jackson 1985
Shelton Jones 1985
Mike Moses 1985
Chris Mullin 1985
Steve Shurina 1985
Ron Stewart 1985
Bill Wennington 1985

SAINT JOSEPH'S (1-11)

Harry Booth *1961
Dan Bugey *1961
Bob Dickey *1961
Jack Egan *1961
Bob Gormley *1961
Billy Hoy *1961
Vince Kempton *1961
Jim Lynam *1961
Frank Majewski *1961
Paul Westhead *1961
Tom Wynne *1961

SAN DIEGO ST. (1-13)

Cade Alger, 2023
Aguek Arop, 2023
Jared Barnett, 2023
Matt Bradley, 2023
Lamont Butler, 2023
Keshad Johnson, 2023
Demarshay Johnson Jr., 2023
Jaedon LeDee, 2023
Nathan Mensah, 2023
Micah Parrish, 2023
Elijah Saunders, 2023
Adam Seiko, 2023
Darrion Trammell, 2023

SAN FRANCISCO (3-25)

Warren Baxter 1955-56
Stan Buchanan 1955
Bill Bush 1955
K.C. Jones 1955
Gordon Kirby 1955
Jack King 1955-57
Dick Lawless 1955
Jerry Mullen 1955
Hal Perry 1955-56
Bill Russell 1955-56
Bob Wiebusch 1955
Rudy Zannini 1955
Carl Boldt 1956
Gene Brown 1956-57
Mike Farmer 1956-57
Tom Nelson 1956
Mike Preaseau 1956-57
Art Day 1957
Al Dunbar 1957
John Kolijian 1957
Dave Lillevand 1957

Bill Mallen 1957
Ron Mancasola 1957
Bob Radanovich 1957
Charles Russell 1957

SANTA CLARA (1-9)

Don Benedetti 1952
Dallas Brock 1952
Dick Garibaldi 1952
Gary Gatzert 1952
Bob Peters 1952
Herb Schoenstein 1952
Ken Sears 1952
Dick Soares 1952
Jim Young 1952

SEATTLE U. (1-14)

Elgin Baylor 1958
Charles Brown 1958
Jerry Frizzell 1958
Jim Harney 1958
Thornton Humphries 1958
John Kootnekoff 1958
Lloyd Murphy 1958
Don Ogorek 1958
Jude Petrie 1958
Don Piasecki 1958
Francis Saunders 1958
John Stepan 1958
Bob Swiewarga 1958
Bill Wall 1958

SETON HALL (1-14)

Anthony Avent 1989
Micheal Cooper 1989
Trevor Crowley 1989
Andrew Gaze 1989
Gerald Greene 1989
Nick Katsikis 1989
Khylem Long 1989
Rene Monteserin 1989
John Morton 1989
Ramon Ramos 1989
Jose Rebimbas 1989
Frantz Volcy 1989
Daryll Walker 1989
Pookey Wigington 1989

SMU (1-8)

Rick Herrscher 1956
Jim Krebs 1956
Joel Krog 1956
Bob McGregor 1956
Buford Miller 1956
Bob Mills 1956
Ronnie Morris 1956
Larry Showalter 1956

SOUTH CAROLINA (1-9)

PJ Dozier 2017
Rakym Felder 2017
Hassani Gravett 2017

Sedee Keita 2017
Maik Kotsar 2017
Justin McKie 2017
Duane Notice 2017
Chris Silva 2017
Sindarius Thornwell 2017

SOUTHERN CALIFORNIA (2-16)

Keith Lambert 1940
Jack Lippert 1940
John Lubber 1940
Tom McGarvin 1940
Jack Morrison 1940
Dale Sears 1940
Ralph Vaughn 1940
Chester Carr 1954
Jack Dunne 1954
Richard Hammer 1954
Roy Irvin 1954
Alan Ludecke 1954
Ralph Pausig 1954
Tony Psaltis 1954
Walter Thompson 1954
Richard Welsh 1954

STANFORD (2-22)

Don Burness 1942
Bill Cowden 1942
Howie Dallmar 1942
Jack Dana 1942
John Eikelman 1942
Fred Linari 1942
Bud Madden 1942
Leo McCaffrey 1942
Fred Oliver 1942
Jim Pollard 1942
Ed Voss 1942
Jarron Collins 1998
Arthur Lee 1998
Mark Madsen 1998
Michael McDonald 1998
Ryan Mendez 1998
David Moseley 1998
Peter Sauer 1998
Mark Seaton 1998
Pete Van Elswyk 1998
Kris Weems 1998
Tim Young 1998

SYRACUSE (6-51)

Marty Byrnes 1975
Rudy Hackett 1975
Larry Kelley 1975
Ross Kindel 1975
Kevin King 1975
Jim Lee 1975
Mark Meadors 1975
Bob Parker 1975
Chris Sease 1975
Earnie Seibert 1975
Steve Shaw 1975
Jim Williams 1975

Derek Brower 1987
Derrick Coleman 1987
Sherman Douglas 1987
Herman Harried 1987
Greg Monroe 1987
Rony Seikaly 1987
Steve Thompson 1987
Howard Triche 1987
Todd Burgan 1996
Jason Cipolla 1996
Otis Hill 1996
Marius Janulis 1996
Elimu Nelson 1996
J.B. Reafsnnyder 1996
Lazarus Sims 1996
John Wallace 1996
Carmelo Anthony 2003
Kueith Duany 2003
Billy Edelin 2003
Craig Forth 2003
Gerry McNamara 2003
Jeremy McNeil 2003
Josh Pace 2003
Hakim Warrick 2003
Michael Carter-Williams 2013
Rakeem Christmas 2013
Trevor Cooney 2013, 16
C.J. Fair 2013
Jerami Grant 2013
Baye Moussa Keita 2013
James Southerland 2013
Brandon Triche 2013
DaJuan Coleman 2016
Michael Gbinije 2016
Franklin Howard 2016
Tyler Lydon 2016
Malachi Richardson 2016
Tyler Roberson 2016

TEMPLE (2-9)

Fred Cohen 1956
Dan Fleming 1956, 58
Hal Lear 1956
Jay Norman 1956, 58
Hal Reinfeld 1956
Guy Rodgers 1956, 58
Tink Van Patton 1956, 58
Mel Brodsky 1958
Bill Kennedy 1958

TEXAS (3-21)

Frank Brahaney 1943
Roy Cox 1943, 47
Jack Fitzgerald 1943
John Hargis 1943, 47
John Langdon 1943, 47
V.C. Overall 1943
Dudley Wright 1943
Tom Hamilton 1947
Al Madsen 1947
Slater Martin 1947
Dan Wagner 1947
Brian Boddicker 2003

Brad Buckman 2003
Deginald Erskin 2003
T.J. Ford 2003
Sydmill Harris 2003
Royal Ivey 2003
Jason Klotz 2003
Brandon Mouton 2003
Terrell Ross 2003
James Thomas 2003

TEXAS TECH (1-8)

Deshawn Corprew, 2019
Jarrett Culver, 2019
Kyler Edwards, 2019
Brandone Francis, 2019
Matt Mooney, 2019
Davide Moretti, 2019
Norens Odiase, 2019
Tariq Owens, 2019

UCLA (19-122)

Pete Blackman 1962
Gary Cunningham 1962
John Green 1962
Walt Hazzard 1962, 64
Bill Hicks 1962
Jim Milhorn 1962
Fred Slaughter 1962, 64
Kim Stewart 1962, 64
Dave Waxman 1962
Chuck Darrow 1964
Keith Erickson 1964-65
Gail Goodrich 1964-65
Jack Hirsch 1964
Vaughn Hoffman 1964-65
Mike Huggins 1964
Rich Levin 1964-65
Doug McIntosh 1964-65
Kenny Washington 1964-65
Brice Chambers 1965
John Galbraith 1965
Fred Goss 1965
Edgar Lacey 1965
Mike Lynn 1965, 68
John Lyons 1965
Lew Alcindor 1967-69
Lucius Allen 1967-68
Joe Chrisman 1967
Ken Heitz 1967-69
Dick Lynn 1967
Jim Nielsen 1967-68
Don Saffer 1967
Neville Saner 1967-68
Lynn Shackelford 1967-69
Gene Sutherland 1967-68
Bill Sweek 1967-69
Mike Warren 1967-68
John Ecker 1969-71
George Farmer 1969
Steve Patterson 1969-71
Curtis Rowe 1969-71
Terry Schofield 1969-71
Bill Seibert 1969-70
John Vallely 1969-70
Sidney Wicks 1969-71
Rick Betchley 1970-71
Kenny Booker 1970-71
Henry Bibby 1970-72
Jon Chapman 1970-72
Andy Hill 1970-72
Larry Farmer 1971-73
Vince Carson 1972-73
Tommy Curtis 1972-74
Gary Franklin 1972-74
Larry Hollyfield 1972-73
Greg Lee 1972-74
Swen Nater 1972-73
Bill Walton 1972-74
Keith Wilkes 1973-74
Dave Meyers 1973-75
Ralph Drollinger 1974-76
Marques Johnson 1974-76
Andre McCarter 1974-76
Wilbert Olinde 1974-76
Jim Spillane 1974-76
Pete Trgovich 1974-75
Richard Washington 1974-76
Bob Webb 1974
David Greenwood 1976
Roy Hamilton 1976
Brad Holland 1976
Chris Lippert 1976
Gavin Smith 1976
Ray Townsend 1976
Brett Vroman 1976
Darrell Allums *1980
Tony Anderson *1980
Darren Daye *1980
Rod Foster *1980
Michael Holton *1980
Cliff Pruitt *1980
Mike Sanders *1980
Gig Sims *1980
Kiki Vandeweghe *1980
James Wilkes *1980
Toby Bailey 1995
Kevin Dempsey 1995
Cameron Dollar 1995
Tyus Edney 1995
omm'A Givens 1995
J.R. Henderson 1995
Kris Johnson 1995
Bob Myers 1995
Ike Nwankwo 1995
Charles O'Bannon 1995
Ed O'Bannon 1995
George Zidek 1995
Alfred Aboya 2006-08
Arron Afflalo 2006-07
Cedric Bozeman 2006
Darren Collison 2006-08
Jordan Farmar 2006
Michael Fey 2006
Ryan Hollins 2006
Lorenzo Mata-Real 2006-08

Luc Richard Mbah a Moute 2006-08
DeAndre Robinson 2006
Michael Roll 2006-07
Jauou Rubin 2006
Ryan Wright 2006-07
James Keefe 2007-08
Josh Shipp 2007-08
Russell Westbrook 2007-08
Kevin Love 2008
Jules Bernard, 2021
Tyger Campbell, 2021
Jaylen Clark, 2021
Jaime Jaquez Jr., 2021
Johnny Juzang, 2021
Jake Kyman, 2021
Kenneth Nwuba, 2021
Cody Riley, 2021
David Singleton, 2021

UCONN (7-65)

Khalid El-Amin 1999
Kevin Freeman 1999
Richard Hamilton 1999
E.J. Harrison 1999
Rashamel Jones 1999
Antric Klaiber 1999
Ricky Moore 1999
Albert Mouring 1999
Edmund Saunders 1999
Jake Voskuhl 1999
Souleymane Wane 1999
Rashad Anderson 2004
Hilton Armstrong 2004
Josh Boone 2004
Denham Brown 2004
Talieq Brown 2004
Ben Gordon 2004
Emeka Okafor 2004
Shamon Toodles 2004
Charlie Villanueva 2004
Jeff Adrien 2009
Craig Austrie 2009
Donnell Beverly 2009, 11
Gavin Edwards 2009
A.J. Price 2009
Stanley Robinson 2009
Hasheem Thabeet 2009
Kemba Walker 2009, 11
Jamal Coombs-McDaniel 2011
Niels Giffey 2011, 14
Jeremy Lamb 2011
Shabazz Napier 2011, 14
Charles Okwandu 2011
Tyler Olander 2011, 14
Alex Oriakhi 2011
Roscoe Smith 2011
Ryan Boatright, 2014
Amida Brimah, 2014
Omar Calhoun, 2014
DeAndre Daniels, 2014
Kentan Facey, 2014
Lasan Kromah, 2014

Pat Lenehan, 2014
Phillip Nolan, 2014
Terrence Samuel, 2014
Leon Tolksdorf, 2014
Tor Watts, 2014
Nahiem Alleyne, 2023
Joey Calcaterra, 2023
Donovan Clingan, 2023, 24
Hassan Diarra, 2023, 24
Jordan Hawkins, 2023
Andrew Hurley, 2023, 24
Andre Jackson Jr., 2023
Samson Johnson, 2023, 24
Alex Karaban, 2023, 24
Tristen Newton, 2023, 24
Apostolos Roumoglou, 2023, 24
Adama Sanogo, 2023
Richie Springs, 2023
Solomon Ball, 2024
Stephon Castle, 2024
Jayden Ross, 2024
Cam Spencer, 2024
Jaylin Stewart, 2024

UNLV (4-32)

Lewis Brown 1977
Glen Gondrezick 1977
Larry Moffett 1977
Eddie Owens 1977
Robert Smith 1977
Sam Smith 1977
Tony Smith 1977
Reggie Theus 1977
Freddie Banks 1987
Jarvis Basnight 1987
Armon Gilliam 1987
Gary Graham 1987
Eldridge Hudson 1987
Gerald Paddio 1987
Rich Robinson 1987
Mark Wade 1987
David Willard 1987
Greg Anthony 1990-91
Stacey Augmon 1990-91
Travis Bice 1990
David Butler 1990
Stacey Cvijanovich 1990
Anderson Hunt 1990-91
Chris Jeter 1990
Larry Johnson 1990-91
James Jones 1990
Dave Rice 1990
Moses Scurry 1990
Barry Young 1990
George Ackles 1991
Evrac Gray 1991
Elmore Spencer 1991

UTAH (4-33)

Arnie Ferrin 1944
Bob Lewis 1944
Wat Misaka 1944
Fred Sheffield 1944

Dick Smuin 1944
Herb Wilkinson 1944
Joe Auferheide 1961
Bob Cozby 1961
Bo Crain 1961
Neil Jenson 1961
Billy McGill 1961
Joe Morton 1961
Jim Rhead 1961
Ed Rowe 1961
Rich Ruffell 1961
Jim Thomas 1961
Leonard Black 1966
Jerry Chambers 1966
Joe Day 1966
Merv Jackson 1966
Eugene Lake 1966
Lyndon Mackay 1966
Jeff Ockel 1966
Rich Tate 1966
Trace Caton 1998
Michael Doleac 1998
Drew Hansen 1998
David Jackson 1998
Alex Jensen 1998
Britton Johnsen 1998
Jordie McTavish 1998
Andre Miller 1998
Hanno Mottola 1998

UTEP (1-8)

Jerry Armstrong 1966
Orsten Artis 1966
Willie Cager 1966
Harry Flournoy 1966
Bobby Hill 1966
David Lattin 1966
Nevil Shed 1966
Willie Worsley 1966

VCU (1-12)

Rob Brandenburg 2011
Bradford Burgess 2011
Troy Daniels 2011
D.J. Haley 2011
David Hinton 2011
Ed Nixon 2011
Juvonte Reddic 2011
Joey Rodriguez 2011
Brandon Rozzell 2011
Jamie Skeen 2011
Darius Theus 2011
Toby Veal 2011

VILLANOVA (7-60)

Louis Dubino 1939
George Duzminski 1939
John Krutulis 1939
Michael Lazorchak 1939
James Montgomery 1939
Paul Nugent 1939
Lloyd Rice 1939
Ernest Robinson 1939

William Sinnott 1939
Charles Yund 1939
Chris Ford *1971
John Fox *1971
Tom Ingelsby *1971
Joe McDowell *1971
Howard Porter *1971
Hank Siemiontkowski *1971
Clarence Smith *1971
Chuck Everson 1985
Harold Jensen 1985
Dwayne McClain 1985
Gary McLain 1985
Ed Pinckney 1985
Mark Plansky 1985
Harold Pressley 1985
Dwight Wilbur 1985
Dwayne Anderson 2009
Shane Clark 2009
Dante Cunningham 2009
Corey Fisher 2009
Antonio Pena 2009
Reggie Redding 2009
Scottie Reynolds 2009
Corey Stokes 2009
Ryan Arcidiacono 2016
Phil Booth 2016, 18
Mikal Bridges 2016, 18
Jalen Brunson 2016, 18
Patrick Farrell 2016
Josh Hart 2016
Kris Jenkins 2016
Henry Lowe 2016
Daniel Ochefu 2016
Kevin Rafferty 2016
Darryl Reynolds 2016
Dhamir Cosby-Roundtree 2018
Tim Delaney 2018
Donte DiVincenzo 2018
Collin Gillespie 2018, 22
Denny Grace 2018
Eric Paschall 2018
Jermaine Samuels 2018, 22
Omari Spellman 2018
Bryan Antoine, 2022
Chris Arcidiacono, 2022
Caleb Daniels, 2022
Eric Dixon, 2022
Nnanna Njoku, 2022
Trey Patterson, 2022
Brandon Slater, 2022
Kevin Voigt, 2022

VIRGINIA (3-24)

Louis Collins 1981
Terry Gates 1981
Jeff Jones 1981
Jeff Klein 1981
Jeff Lamp 1981
Lewis Lattimore 1981
Lee Raker 1981
Craig Robinson 1981
Ralph Sampson 1981

Ricky Stokes 1981, 84
Othell Wilson 1981, 84
Rick Carlisle 1984
Kenton Edelin 1984
Jim Miller 1984
Olden Polynice 1984
Tom Sheehey 1984
Kihei Clark, 2019
Mamadi Diakite, 2019
Kyle Guy, 2019
De'Andre Hunter, 2019
Jay Huff, 2019
Ty Jerome, 2019
Braxton Key, 2019
Jack Salt, 2019

WAKE FOREST (1-12)

James Brooks 1962
Richard Carmichael 1962
Len Chappell 1962
Frank Christie 1962
Bryan Hassell 1962
Harry Hull 1962
Al Koehler 1962
Tommy McCoy 1962
Billy Packer 1962
Dave Wiedeman 1962
Bob Wollard 1962
Ted Zawacki 1962

WASHINGTON (1-10)

Don Apeland 1953
Joe Cipriano 1953
Will Elliott 1953
Roland Halle 1953
Bob Houbregs 1953
Charles Koon 1953
Doug McClary 1953
Mike McCutchen 1953
Dean Parsons 1953
Steve Roake 1953

WASHINGTON ST. (1-10)

Albert Akins 1941
Vern Butts 1941
Kirk Gebert 1941
Dale Gentry 1941
Marv Gilberg 1941
John Hooper 1941
Owen Hunt 1941
Paul Lindemann 1941
Ray Sundquist 1941
Jim Zimmerman 1941

WEST VIRGINIA (2-25)

Willie Akers 1959
Marvin Bolyard 1959
Robert Clousson 1959
Paul Goode 1959
Lee Patrone 1959
Joseph Posch 1959

Ronnie Retton 1959
James Ritchie 1959
Howard Schertzinger 1959
Bob Smith 1959
Nick Visnic 1959
Jerry West 1959
Da'Sean Butler 2010
Devin Ebanks 2010
John Flowers 2010
Danny Jennings 2010
Kevin Jones 2010
Deniz Kilicli 2010
Joe Mazzulla 2010
Casey Mitchell 2010
Cam Payne 2010
Dalton Pepper 2010
Wellington Smith 2010
Cam Thoroughman 2010
Jonnie West 2010

WESTERN KY. (1-9)

Rex Bailey *1971
Jerry Dunn *1971
Steve Eaton *1971
Clarence Glover *1971
Danny Johnson *1971
Jim McDaniels *1971
Jim Rose *1971
Gary Sundmacker *1971
Chuck Witt *1971

WICHITA ST. (2-22)

John Criss 1965
Gerald Davis 1965
Dave Leach 1965
Larry Nosich 1965
Kelly Pete 1965
Melvin Reed 1965
Gerard Reimond 1965
Vernon Smith 1965
Jamie Thompson 1965
Al Trope 1965
Manny Zafinos 1965
Malcolm Armstead 2013
Ron Baker 2013
Tekele Cotton 2013
Cleanthony Early 2013
Carl Hall 2013
Chadrack Lufile 2013
Ehimen Orukpe 2013
Fred VanVleet 2013
Jack White 2013
Nick Wiggins 2013
Demetric Williams 2013

WISCONSIN (4-29)

Bob Alwin 1941
Gene Englund 1941
Charles Epperson 1941
John Kotz 1941
Fred Rehm 1941
Ed Scheiwe 1941
Warren Schrage 1941

Harlo Scott 1941
Ted Strain 1941
Don Timmerman 1941
Roy Boone 2000
Jon Bryant 2000
Travon Davis 2000
Duany Duany 2000
Erik Faust 2000
Mike Kelley 2000
Andy Kowske 2000
Maurice Linton 2000
Kirk Penney 2000
Robert Smith 2000
Julian Swartz 2000
Mark Vershaw 2000
Charlie Willis 2000
Nanamdi Amilo, 2014
Evan Anderson, 2014
Zach Bohannon, 2014
Vitto Brown, 2014-15
Ben Brust, 2014
Sam Dekker, 2014-15
Duje Dukan, 2014-15
Josh Gasser, 2014-15
Nigel Hayes, 2014-15
Jordan Hill, 2014-15
Traevon Jackson, 2014-15
Frank Kaminsky, 2014-15
Bronson Koenig, 2014-15
Riley Dearing 2015
Matt Ferris 2015
Aaron Moesch 2015
T.J. Schlundt 2015
Zak Showalter 2015
Jordan Smith 2015

WYOMING (1-8)

Jimmy Collins 1943
Milo Komenich 1943
Jim Reese 1943
Ted Roney 1943
Kenny Sailors 1943
Floyd Volker 1943
Don Waite 1943
Jim Weir 1943

NCAA DIVISION I MEN'S BASKETBALL COMMITTEE

CHAIRS

Name	Affiliation(s)	Years
Harold Olsen	Ohio St.	1940-46
Dutch Lonborg	Northwestern	1947-50
	Kansas	1951-60
Bernie Shively	Kentucky	1961-66
H.B. Lee	Kansas St.	1967-69
Tom Scott	Davidson	1970-75
Stan Watts	BYU	1976-77
Wayne Duke	Big Ten Conference	1978-81
Dave Gavitt	Big East Conference	1982-84
Vic Bubas	Sun Belt Conference	1985
Dick Schultz	Virginia	1986-87
Arnie Ferrin	Utah	1988
Cedric Dempsey	Arizona	1989
Jim Delany	Big Ten Conference	1990-91
Tom Frericks	Dayton	1992
Roy Kramer	Southeastern Conference	1992
Tom Butters	Duke	1993-94
Bob Frederick	Kansas	1995-96
Terry Holland	Virginia	1997
C.M. Newton	Kentucky	1998-99
Craig Thompson	Mountain West Conference	2000
Mike Tranghese	Big East Conference	2001
Lee Fowler	NC State	2002
Jim Livengood	Arizona	2003
Bob Bowsby	Iowa	2004-05
Craig Littlepage	Virginia	2006
Gary Walters	Princeton	2007
Tom O'Connor	George Mason	2008
Michael Slive	Southeastern Conference	2009
Dan Guerrero	UCLA	2010
Gene Smith	Ohio St.	2011
Jeff Hathaway	Big East Conference	2012
Mike Bobinski	Xavier	2013
Ron Wellman	Wake Forest	2014
Scott Barnes	Utah St.	2015
Joe Castiglione	Oklahoma	2016
Mark Hollis	Michigan St.	2017
Bruce Rasmussen	Creighton	2018
Bernard Muir	Stanford	2019
Kevin White	Duke	2020
Mitch Barnhart	Kentucky	2021
Tom Burnett	Southland Conference	2022
Chris Reynolds	Bradley	2023
Charles McClelland	Southwestern Athletic Conference	2024
Bubba Cunningham	North Carolina	2025

Name	Affiliation(s)	Years
Mitch Barnhart	Kentucky	2017-2021
Renee Baumgartner	Santa Clara	2024-present
Dan Beebe	Big 12 Conference	2010-11
Karl Benson	Western Athletic Conference	2002-06
Mike Bobinski	Xavier	2009-13
	Purdue	2021
McKinley Boston	Minnesota	1995-99
Bob Bowsby	Iowa	2001-05
Hoyt Brawner	Denver	1966-71
Paul Brechler	Western Athletic Conference	1968
Bob Brown	West Virginia	1958-62
Vic Bubas	Sun Belt Conference	1980-85
John Bunn	Stanford	1940
Tom Burnett	Southland Conference	2018-2022
Asa Bushnell	Eastern College Athletic Conference	1949-53
Tom Butters	Duke	1989-94
Greg Byrne	Alabama	2022-present
Ben Carnevale	Navy	1965-66
	NYU	1967-70
	William & Mary	1981
	James Madison	1982-83
Ernest Casale	Temple	1971-76
Willis Casey	NC State	1975-80
Joe Castiglione	Oklahoma	2012-16
W.S. Chandler	Marquette	1940
Barry Collier	Butler	2022-24
John Conboy	La Salle	1977
Janet Cone	UNC Asheville	2015-2019
Gene Corrigan	Notre Dame	1982-87
Mark Coyle	Minnesota	2022-present
Jake Crouthamel	Syracuse	1991-96
Bubba Cunningham	North Carolina	2021-present
Gary Cunningham	Fresno St.	1989-94
Rudy Davalos	Houston	1992
	New Mexico	1995-99
Everett Dean	Stanford	1947-50
Jim Delany	Ohio Valley Conference	1986-89
	Big Ten Conference	1990-91
DeLoss Dodds	Texas	1993-97
Wayne Duke	Big Ten Conference	1976-81
Joel Eaves	Georgia	1970-74
Hec Edmundson	Washington	1941-46
George Edwards	Missouri	1941-50
Doug Elgin	Missouri Valley Conference	1999-2002
Bump Elliott	Iowa	1989-91
Arnie Ferrin	Utah	1983-88
Waldo Fisher	Northwestern	1962-67
Lee Fowler	Middle Tenn.	1998-2000
	NC State	2001-02
Bob Frederick	Kansas	1992-96
Kenneth Free	Mid-Eastern Athletic Conference	1988-92
Tom Frericks	Dayton	1988-92
Doug Fullerton	Big Sky Conference	2010-14
Dave Gavitt	Providence	1980-82
	Big East Conference	1983-84
Andy Geiger	Penn	1978
	Stanford	1979-83
Keith Gill	Sun Belt Conference	2022-present
B.T. Grover	Ohio	1941
Dan Guerrero	UCLA	2006-10

COMMITTEE ROSTER

Name	Affiliation(s)	Years
Larry Albus	Saint Louis	1975-76
	Metro Conference	1977-80
Phog Allen	Kansas	1940
Joe Alleva	LSU	2012-16
Ladell Andersen	Utah St.	1978-82
Lewis Andreas	Syracuse	1943-44
		1954-58
Scott Barnes	Utah St.	2011-15, 24

Name	Affiliation(s)	Years	Name	Affiliation(s)	Years
Wiles Hallock	Western Athletic Conference	1969-71	Les Robinson	NC State	2000
	Pac-12 Conference	1972-75		Citadel	2001-04
Charles Harris	Arizona St.	1992-96	Peter Roby	Northeastern	2013-2017
	Mid-Eastern Athletic Conference	1997-98	Judy Rose	Charlotte	2000-04
Dave Hart	Missouri	1981-86	James St. Clair	SMU	1941-45
Jeff Hathaway	UConn	2008-11	H.H. Salmon	New York businessman	1940
	Big East Conference	2012	Fred Schaus	West Virginia	1985-90
Dave Heeke	Arizona	2023	Jim Schaus	Ohio	2016-2018
Lynn Hickey	UTSA	2008-12	Dick Schultz	Virginia	1984-87
Ed Hickox	Springfield	1945-46	Tom Scott	Davidson	1967-75
Chris Hill	Utah	2005-09	Everett Shelton	Wyoming	1954-58
Terry Holland	Davidson	1993-95	Bernie Shively	Kentucky	1959-66
	Virginia	1996-98	Dick Shrider	Miami (OH)	1982-87
Mark Hollis	Michigan St.	2013-2017	Michael Slive	Southeastern Conference	2005-09
Nat Holman	CCNY	1941	Gene Smith	Iowa St.	2000
Tom Holmoe	BYU	2015-2018		Ohio St.	2007-11
Mark Jackson	Villanova	—*	Wilbur Smith	Tulane	1942
Martin Jarmond	UCLA	2022	Neale Stoner	Illinois	1988
Arthur Johnson	Temple	2024-present	Fred Taylor	Ohio St.	1968-73
Ken Karr	San Diego St.	1976-80	Craig Thompson	Sun Belt Conference	1996-98
	East Carolina	1981		Mountain West Conference	1999-2000, 2018-2021
Roy Keene	Oregon St.	1958-61	Brian Thornton	Western Athletic Conference	—*
E.A. Kelleher	Fordham	1943	Mike Tranghese	Big East Conference	1997-2001
	Army	1944	Forrest Twogood	Southern California	1960-64
Laing Kennedy	Kent St.	2006-10	Robert Vowels	Southwestern Athletic Conference	2006
Floyd Kerr	Southern U.	2002-05	Gary Walters	Princeton	2003-07
Roy Kramer	Vanderbilt	1987-91	Stan Watts	BYU	1974-77
	Southeastern Conference	1992	Chad Weiberg	Oklahoma St.	2025-present
Paul Krebs	New Mexico	2017	Kevin Weiberg	Big 12 Conference	2001-03
Jack Kvacz	George Washington	1999-2003	Ron Wellman	Wake Forest	2010-2014
Zack Lassiter	Abilene Christian	2025-present	Kevin White	Duke	2016-2020
Jonathan LeCrone	Horizon League	2004-08	Carroll Williams	Santa Clara	1997-2001
H.B. Lee	Kansas St.	1961-69	Frank Windegger	TCU	1982-88
Craig Littlepage	Virginia	2003-07	Tom Wistrill	Big Sky Conference	2023-present
Jim Livengood	Arizona	2000-04	Jamie Zaninovich	West Coast Conference	2012-14
Dutch Lonborg	Northwestern	1947-50			
	Kansas	1951-60			
Judy MacLeod	Conference USA	2013-15			
Dave Maggard	California	1990-91			
Charles McClelland	Southwestern Athletic Conference	2020-24			
Ernest McCoy	Penn St.	1960-65			
Ralph McFillen	Metro Conference	1993-95			
Bernadette McGlade	Atlantic 10 Conference	2019-2023			
J.D. Morgan	UCLA	1969-74			
Stan Morrison	UC Riverside	2007-11			
Bernard Muir	Stanford	2015-2019			
Gerald Myers	Texas Tech	2004-05			
Pete Newell	California	1963-68			
C.M. Newton	Kentucky	1993-99			
Martin Newton	Samford	2023-present			
Albert Nixon	NYU	1947-48			
Nels Nordgen	Chicago	1942			
Mike O'Brien	Toledo	2018-2022			
Tom O'Connor	George Mason	2005-09			
Harold Olsen	Ohio St.	1940-46			
Steve Orsini	SMU	2011-12			
Reaves Peters	Big Seven	1948-57			
Vadal Peterson	Utah	1953			
Jim Phillips	Northwestern	2018-2020			
Jamie Pollard	Iowa St.	2020-24			
Russ Potts	SMU	1980-81			
Bruce Rasmussen	Creighton	2014-2018			
Lee Reed	Georgetown	2025-present			
Chris Reynolds	Bradley	2019-2023			

*Mark Jackson served on the committee from May-August 2024. Brian Thornton served on the committee from September-October 2024.

TOURNAMENT MOMENTS...



UCLA forward Marques Johnson (54) during the 1975 national semifinal game against Louisville held in San Diego, CA, at the Sports Arena. UCLA defeated Louisville 75-74 in over time to meet Kentucky for the championship. Also pictured Louisville guard/forward Junior Bridgeman (10), forward Ike Whitfield (40), center William Bunton (33) and UCLA forward Dave Meyers (34), center Richard Washington (31). Photo by Rich Clarkson.

THE PRELIMINARY ROUNDS

Opening Round/First Four Records.....	57
First-, Second- and Third-Round Game Records.....	60
Regional Game Records.....	64
Sweet 16 Records.....	67
Elite 8 Records.....	74
All-Regional Teams.....	76



OPENING ROUND/FIRST FOUR RECORDS

SINGLE GAME, INDIVIDUAL

POINTS

- 38, Kevin Mullin, Princeton vs. San Diego, 3-13-1984
- 38, Aaric Murray, Texas Southern vs. Cal Poly, 3-19-2014
- 37, Tanner Holden, Wright St. vs. Bryant, 3-16-2022
- 33, Tyler Haws, BYU vs. Ole Miss, 3-17-2015
- 33, Darnell Edge, FDU vs. Prairie View, 3-19-2019

FIELD GOALS

- 14, Aaric Murray, Texas Southern vs. Cal Poly, 3-19-2014
- 13, Robert Brown, LIU vs. Northeastern, 3-13-1984
- 13, Tyler Haws, BYU vs. Ole Miss, 3-17-2015
- 13, Paul Atkinson Jr., Notre Dame vs. Rutgers, 3-16-2022 (2OT)
- 12, Kevin Mullin, Princeton vs. San Diego, 3-13-1984
- 12, Prosper Karangwa, Siena vs. Alcorn, 3-12-2002

FIELD GOALS ATTEMPTED

- 25, Robert Brown, LIU vs. Northeastern, 3-13-1984
- 25, Peter Kiss, Bryant vs. Wright St., 3-16-2022
- 24, Mike Alexander, Boston U. vs. La Salle, 3-15-1983
- 24, Eric Hightower, Ga. Southern vs. Robert Morris, 3-15-1983
- 23, Andre Smith, UNC Asheville vs. Texas Southern, 3-18-2003
- 23, Aaric Murray, Texas Southern vs. Cal Poly, 3-19-2014
- 23, Tyler Haws, BYU vs. Ole Miss, 3-17-2015

FIELD-GOAL PERCENTAGE

(Minimum 10 FGM)

- 90.9% (10-11), Marc-Eddy Norelia, FGCU vs. Farleigh Dickinson, 3-15-2016
- 86.7% (13-15), Paul Atkinson Jr., Notre Dame vs. Rutgers, 3-16-2022 (2OT)
- 83.3% (10-12), Eddie Childress, Morehead St. vs. N.C. A&T, 3-13-1984
- 83.3% (10-12), Caleb McConnell, Rutgers vs. Notre Dame, 3-16-2022
- 80.0% (12-15), Kevin Mullin, Princeton vs. San Diego, 3-13-1984

THREE-POINT FIELD GOALS

- 7, Will Miller, Mount St. Mary's vs. Albany (NY), 3-18-2014
- 7, Darnell Edge, FDU vs. Prairie View, 3-19-2019
- 6, Chris Kenny, Monmouth vs. Hampton, 3-14-2006
- 6, Clif Brown, Niagara vs. Florida A&M, 3-13-2007

- 6, Chase Fischer, BYU vs. Ole Miss, 3-17-2015
- 6, Gary Blackston, Prairie View vs. FDU, 3-19-2019
- 6, Robert Ford III, Montana St. vs. Grambling, 3-20-2024 (OT)

THREE-POINT FIELD GOALS ATTEMPTED

- 14, Ra'Kim Hollis, Texas Southern vs. UNC Asheville, 3-18-2003
- 14, Shane Richards, Manhattan vs. Hampton, 3-17-2015
- 14, Shizz Alston Jr., Temple vs. Belmont, 3-19-2019
- 13, Michael Almonacy, App State vs. Norfolk St., 3-18-2021
- 12, Will Miller, Mount St. Mary's vs. Albany (NY), 3-18-2014
- 12, Chase Fischer, BYU vs. Ole Miss, 3-17-2015
- 12, Shannon Evans II, Arizona St. vs. Syracuse, 3-14-2018
- 12, Shamorie Ponds, St. John's (NY) vs. Arizona St., 3-20-2019

THREE-POINT FIELD-GOAL PERCENTAGE

(Minimum 5 3FGM)

- 77.8% (7-9), Darnell Edge, FDU vs. Prairie View, 3-19-2019
- 66.7% (6-9), Chris Kenny, Monmouth vs. Hampton, 3-14-2006
- 62.5% (5-8), Ansley Almonor, FDU vs. Texas Southern, 3-15-2023
- 60.0% (6-10), Beau Beech, North Florida vs. Robert Morris, 3-18-2015
- 58.3% (7-12), Will Miller, Mount St. Mary's vs. Albany (NY), 3-18-2014

FREE THROWS MADE

- 14, Kevin Mullin, Princeton vs. San Diego, 3-13-1984
- 14, Tanner Holden, Wright St. vs. Bryant, 3-16-2022
- 14, Jalen Jackson, A&M-Corpus Christi vs. Southeast Mo. St., 3-14-2023
- 11, Wesley Iwundu, Kansas St. vs. Wake Forest, 3-14-2017
- 10, Andre Smith, UNC Asheville vs. Texas Southern, 3-18-2003
- 10, PJ Henry, Texas Southern vs. A&M-Corpus Christi, 3-15-2022

FREE THROWS ATTEMPTED

- 18, Jalen Jackson, A&M-Corpus Christi vs. Southeast Mo. St., 3-14-2023
- 16, Kevin Mullin, Princeton vs. San Diego, 3-13-1984
- 16, Tanner Holden, Wright St. vs. Bryant, 3-16-2022
- 14, Andre Smith, UNC Asheville vs. Texas Southern, 3-18-2003
- 13, Marcus Fleming, Alcorn vs. Siena, 3-12-2002
- 13, Allen Lovett, Texas Southern vs. UNC Asheville, 3-18-2003

- 13, Wesley Iwundu, Kansas St. vs. Wake Forest, 3-14-2017
- 13, PJ Henry, Texas Southern vs. A&M-Corpus Christi, 3-15-2022

FREE-THROW PERCENTAGE

(Minimum 12 FTM)

- 87.5% (14-16), Kevin Mullin, Princeton vs. San Diego, 3-13-1984
- 87.5% (14-16), Tanner Holden, Wright St. vs. Bryant, 3-16-2022

REBOUNDS

- 21, Kenneth Faried, Morehead St. vs. Alabama St., 3-17-2009
- 17, Marcus Fleming, Alcorn vs. Siena, 3-12-2002
- 16, Raasean Davis, N.C. Central vs. North Dakota St., 3-20-2019
- 16, Mezie Offurum, Mount St. Mary's vs. Texas Southern, 3-18-2021
- 15, Kelly Beidler, Mount St. Mary's vs. Coppin St., 3-18-2008
- 15, Thomas Welsh, UCLA vs. St. Bonaventure, 3-13-2018

ASSISTS

- 10, Kyle Collinsworth, BYU vs. Ole Miss, 3-17-2015
- 10, Jarvis Summers, Ole Miss vs. BYU, 3-17-2015
- 10, Bryant Crawford, Wake Forest vs. Kansas St., 3-14-2017
- 10, Jordan Perkins, N.C. Central vs. North Dakota St., 3-20-2019
- 10, Phillip Russell, Southeast Mo. St. vs. A&M-Corpus Christi, 3-14-2023

BLOCKED SHOTS

- 9, D'or Fischer, Northwestern St. vs. Winthrop, 3-13-2001
- 6, Trayvon Reed, Texas Southern vs. N.C. Central, 3-14-2018
- 6, Brison Gresham, Texas Southern vs. A&M-Corpus Christi, 3-15-2022
- 5, John Bunch, Monmouth vs. Hampton, 3-14-2006
- 4, Robert Pressey, Coppin St. vs. Mount St. Mary's, 3-18-2008
- 4, Lebaron Weathers, Ark.-Pine Bluff vs. Winthrop, 3-16-2010
- 4, Jordan Vandenberg, NC State vs. Xavier, 3-18-2014
- 4, Moritz Wagner, Michigan vs. Tulsa, 3-16-2016
- 4, Gyorgy Goloman, UCLA vs. St. Bonaventure, 3-13-2018
- 4, Mike Holloway Jr., FDU vs. Prairie View, 3-19-2019
- 4, RJ Duhart, App State vs. Norfolk St., 3-18-2021

STEALS

- 5, Lucky Jones, Robert Morris vs. North Florida, 3-18-2015
- 5, Gerard Andrus, Prairie View vs. FDU, 3-29-2019

- 5, Phillip Russell, Southeast Mo. St. vs. A&M-Corpus Christi, 3-14-2023
- 5, Eddie Turner III, Montana St. vs. Grambling, 3-20-2024 (OT)
- 4, Christavious Gill, New Orleans vs. Mount St. Mary's, 3-14-2017
- 4, Courtney Stockard, St. Bonaventure vs. UCLA, 3-13-2018
- 4, Joe Bryant, Norfolk St. vs. App State, 3-18-2021

SINGLE GAME, TEAM

POINTS

- 98, Arizona St. vs. Nevada (73), 3-15-2023
- 96, FGCU vs. FDU (65), 3-15-2016
- 95, Kansas St. vs. Wake Forest (88), 3-14-2017
- 94, Ole Miss vs. BYU (90), 3-17-2015
- 93, Wright St. vs. Bryant (82), 3-16-2022

FEWEST POINTS

- 41, N.C. A&T vs. Princeton (53), 3-15-1983
- 42, Virginia vs. Colorado St. (67), 3-19-2024
- 43, Alabama St. vs. Morehead St. (58), 3-17-2009
- 44, Winthrop vs. Ark.-Pine Bluff (61), 3-16-2010
- 46, N.C. Central vs. Texas Southern (64), 3-14-2018

WINNING MARGIN

- 31, FGCU (96) vs. FDU (65), 3-15-2016
- 25, Arizona St. (98), vs. Nevada (73), 3-15-2023
- 25, Colorado St. (67) vs. Virginia (42), 3-19-2024
- 24, Richmond (89) vs. Rider (65), 3-13-1984
- 23, FDU (84) vs. Texas Southern (61), 3-15-2023

POINTS SCORED BY LOSING TEAM

- 90, BYU vs. Ole Miss (94), 3-17-2015
- 88, Wake Forest vs. Kansas St. (95), 3-14-2017
- 87, LIU vs. Northeastern (90), 3-13-1984
- 87, Rutgers vs. Notre Dame (89), 3-16-2022 (2OT)
- 84, Texas Southern vs. UNC Asheville (92), 3-18-2003

FIELD GOALS

- 39, LIU vs. Northeastern, 3-13-1984
- 37, Notre Dame vs. Rutgers, 3-16-2022 (2OT)
- 36, Ole Miss vs. BYU, 3-17-2015
- 36, Richmond vs. Rider, 3-13-1984
- 36, Rutgers vs. Notre Dame, 3-16-2022 (2OT)

FIELD GOALS ATTEMPTED

- 87, LIU vs. Northeastern, 3-13-1984
- 80, Ole Miss vs. BYU, 3-17-2015
- 75, Rider vs. Richmond, 3-13-1984
- 72, Notre Dame vs. Rutgers, 3-16-2022 (2OT)
- 71, La Salle vs. Boston U., 3-15-1983
- 71, Temple vs. Belmont, 3-19-2019
- 71, Bryant vs. Wright St., 3-16-2022
- 71, Rutgers vs. Notre Dame, 3-16-2022 (2OT)

FIELD-GOAL PERCENTAGE

- 66.0% (31-47), Kansas St. vs. Wake Forest, 3-14-2017
- 63.6% (35-55) Arizona St. vs. Nevada, 3-15-2023
- 61.5% (32-52), N.C. A&T vs. Morehead St., 3-13-1984
- 60.0% (36-60), Xavier vs. Alcorn, 3-15-1983
- 60.0% (30-50), Richmond vs. Rider, 3-13-1984

LOWEST FIELD-GOAL PERCENTAGE

- 25.0% (14-56), Virginia vs. Colorado St., 3-19-2024
- 25.8% (16-62), App State vs. Norfolk St., 3-18-2021
- 27.1% (19-70), N.C. A&T vs. Princeton, 3-15-1983
- 29.1% (16-55), Winthrop vs. Ark.-Pine Bluff, 3-16-2010
- 29.5% (18-61), Lehigh vs. Florida A&M, 3-16-2004

THREE-POINT FIELD GOALS

- 15, BYU vs. Ole Miss, 3-17-2015
- 15, Prairie View vs. FDU, 3-19-2019
- 13, Montana St. vs. Grambling, 3-20-2024 (OT)
- 12, Texas Southern vs. UNC Asheville, 3-18-2003
- 12, Mount St. Mary's vs. Albany (NY), 3-18-2014

THREE-POINT FIELD GOALS ATTEMPTED

- 37, Mount St. Mary's vs. Albany (NY), 3-18-2014
- 36, App State vs. Norfolk St., 3-18-2021
- 32, Arizona St. vs. Syracuse, 3-14-2018
- 31, Texas Southern vs. UNC Asheville, 3-18-2003
- 31, St. John's (NY) vs. Arizona St., 3-20-2019

THREE-POINT FIELD-GOAL PERCENTAGE (Minimum 7 3FGM)

- 55.0% (11-20), Winthrop vs. Northwestern St., 3-13-2001
- 53.6%, (15-28), Prairie View vs. FDU, 3-19-2019
- 52.6% (10-19), Mount St. Mary's vs. New Orleans, 3-14-2017
- 52.4% (11-21), Nevada vs. Arizona St., 3-15-2023
- 52.4% (11-21), Arizona St. vs. Nevada, 3-15-2023

FREE THROWS MADE

- 29, Wake Forest vs. Kansas St., 3-14-2017
- 28, Northeastern vs. LIU, 3-13-1984
- 27, Princeton vs. San Diego, 3-13-1984
- 27, Kansas St. vs. Wake Forest, 3-14-2017
- 27, A&M-Corpus Christi vs. Southeast Mo. St., 3-14-2023
- 27, FDU vs. Texas Southern, 3-15-2023

FREE THROWS ATTEMPTED

- 36, Alcorn vs. Xavier, 3-15-1983
- 36, Northeastern vs. LIU, 3-13-1984
- 36, Kansas St. vs. Wake Forest, 3-14-2017
- 35, Texas Southern vs. A&M-Corpus Christi, 3-15-2022
- 35, A&M-Corpus Christi vs. Southeast Mo. St., 3-14-2023

FREE-THROW PERCENTAGE (Minimum 15 FTM)

- 93.8% (15-16), App State vs. Norfolk St., 3-18-2021
- 90.6% (29-32), Wake Forest vs. Kansas St., 3-14-2017
- 88.9% (16-18), Michigan St. vs. UCLA, 3-18-2021 (OT)
- 87.1% (27-31), Princeton vs. San Diego, 3-13-1984
- 87.1% (27-31), FDU vs. Texas Southern, 3-15-2023

REBOUNDS

- 52, FGCU vs. FDU, 3-15-2016
- 51, La Salle vs. Boston U., 3-15-1983
- 50, Morehead St. vs. Alabama St., 3-17-2009
- 49, Mississippi St. vs. Pittsburgh, 3-14-2023
- 46, Boston U. vs. La Salle, 3-15-1983
- 46, App State vs. Norfolk St., 3-18-2021

REBOUND MARGIN

- 23, Morehead St. (50) vs. Alabama St. (27), 3-17-2009
- 21, Mississippi St. (49) vs. Pittsburgh (28), 3-14-2023
- 19, Albany St. (NY) [42] vs. Mount St. Mary's [23], 3-18-2014
- 19, FGCU (52) vs. FDU (33), 3-15-2016
- 19, Colorado St. (43) vs. Virginia (24), 3-19-2024

ASSISTS

- 27, Richmond vs. Rider, 3-13-1984
- 27, FGCU vs. FDU, 3-15-2016
- 24, Ole Miss vs. BYU, 3-17-2015
- 22, BYU vs. Ole Miss, 3-17-2015
- 22, Rutgers vs. Notre Dame, 3-16-2022 (2OT)

BLOCKED SHOTS

- 10, Northwestern St. vs. Winthrop, 3-13-2001
- 10, Monmouth vs. Hampton, 3-14-2006
- 10, App State vs. Norfolk St., 3-18-2021
- 9, NC State vs. Iowa, 3-18-2014
- 9, Texas Southern vs. A&M-Corpus Christi, 3-15-2022

STEALS

- 12, Robert Morris vs. North Florida, 3-18-2015
- 11, St. Bonaventure vs. UCLA, 3-13-2018
- 11, St. John's (NY) vs. Arizona St., 3-20-2019
- 11, Bryant vs. Wright St., 3-16-2022
- 11, Southeast Mo. St. vs. A&M-Corpus Christi, 3-14-2023

PERSONAL FOULS

- 33, Rider vs. Richmond, 3-13-1984
- 31, Southeast Mo. St. vs. A&M-Corpus Christi, 3-14-2023
- 28, Iowa vs. Tennessee, 3-19-2014
- 27, Houston Christian vs. Alcorn, 3-13-1984
- 26, Xavier vs. Alcorn, 3-15-1983
- 26, Boston U. vs. La Salle, 3-15-1983
- 26, San Diego vs. Princeton, 3-13-1984
- 26, Florida A&M vs. Niagara, 3-13-2007
- 26, FDU vs. FGCU, 3-15-2016
- 26, Kansas St. vs. Wake Forest, 3-14-2017

PLAYERS DISQUALIFIED

- 4, LIU vs. Northeastern, 3-13-1984
- 3, Southeast Mo. St. vs. A&M-Corpus Christi, 3-14-2023
- 2, seven tied (most recent: Bryant vs. Wright St., 3-16-2022)

SINGLE GAME, TWO-TEAM

POINTS

- 184, Ole Miss (94) vs. BYU (90), 3-17-2015
- 182, Kansas St. (95) vs. Wake Forest (88), 3-14-2017
- 177, Northeastern (90) vs. LIU (87), 3-13-1984
- 176, UNC Asheville (92) vs. Texas Southern (84), 3-18-2003
- 176, Notre Dame (89) vs. Rutgers (87), 3-16-2022 (2OT)

FEWEST POINTS

- 94, Princeton (53) vs. N.C. A&T (41), 3-15-1983
- 101, Morehead St. (58) vs. Alabama St. (43), 3-17-2009
- 105, Ark.-Pine Bluff (61) vs. Winthrop (44), 3-16-2010
- 105, Drake (53) vs. Wichita St. (52), 3-18-2021
- 107, Norfolk St. (54) vs. App State (53), 3-18-2021

FIELD GOALS MADE

- 73, Notre Dame (37) vs. Rutgers (36), 3-16-2022 (2OT)
- 70, LIU (39) vs. Northeastern (31), 3-13-1984
- 65, Richmond (36) vs. Rider (29), 3-13-1984
- 64, Ole Miss (36) vs. BYU (28), 3-17-2015
- 63, Grambling (33) vs. Montana St. (30), 3-20-2024 (OT)

FIELD GOALS ATTEMPTED

- 143, Notre Dame (72) vs. Rutgers (71), 3-16-2022 (2OT)
- 141, La Salle (71) vs. Boston U. (70), 3-15-1983
- 141, LIU (87) vs. Northeastern (54), 3-13-1984
- 138, Ole Miss (80) vs. BYU (56), 3-17-2015

THREE-POINT FIELD GOALS

- 24, Prairie View (15) vs. FDU (9), 3-19-2019
- 23, Texas Southern (12) vs. UNC Asheville (11), 3-18-2003
- 22, BYU (15) vs. Ole Miss (7), 3-17-2015
- 22, Arizona St. (11) vs. Nevada (11), 3-15-2023
- 20, Winthrop (11) vs. Northwestern St. (9), 3-13-2001

THREE-POINT FIELD GOALS ATTEMPTED

- 60, Texas Southern (31) vs. UNC Asheville (29), 3-18-2003
- 54, App State (36) vs. Norfolk St. (18), 3-18-2021
- 52, BYU (29) vs. Ole Miss (23), 3-17-2015
- 52, Arizona St. (32) vs. Syracuse (20), 3-14-2018
- 50, Lehigh (30) vs. Florida A&M (20), 3-16-2004
- 49, UCLA (30) vs. St. Bonaventure (19), 3-13-2018
- 49, Prairie View (28) vs. FDU (21), 3-19-2019

FREE THROWS MADE

- 56, Wake Forest (29) vs. Kansas St. (27), 3-14-2017
- 42, Wright St. (26) vs. Bryant (16), 3-16-2022
- 40, Alcorn (25) vs. Xavier (15), 3-15-1983
- 39, Alcorn (25) vs. Houston Christian (14), 3-13-1984
- 39, Robert Morris (21) vs. North Florida (18), 3-18-2015

FREE THROWS ATTEMPTED

- 68, Kansas St. (36) vs. Wake Forest (32), 3-14-2017
- 59, Alcorn (36) vs. Xavier (23), 3-15-1983
- 59, Robert Morris (33) vs. North Florida (26), 3-18-2015
- 57, Alcorn (34) vs. Houston Christian (23), 3-13-1984
- 57, Texas Southern (31) vs. UNC Asheville (26), 3-18-2003

REBOUNDS

- 97, La Salle (51) vs. Boston U. (46), 3-15-1983
- 89, Texas Southern (45) vs. UNC Asheville (44), 3-18-2003
- 86, Florida A&M (44) vs. Lehigh (42), 3-16-2004
- 85, St. John's (NY) (43) vs. Arizona St. (42), 3-20-2019
- 84, N.C. Central (43) vs. Texas Southern (41), 3-14-2018

ASSISTS

- 46, Ole Miss (24) vs. BYU (22), 3-17-2015
- 44, Richmond (27) vs. Rider (17), 3-13-1984
- 43, FGCU (27) vs. FDU (16), 3-15-2016
- 40, Arizona St. (21) vs. Nevada (19), 3-15-2023
- 39, Rutgers (22) vs. Notre Dame (17), 3-16-2022 (2OT)

BLOCKED SHOTS

- 14, Monmouth (10) vs. Hampton (4), 3-14-2006
- 14, App State (10) vs. Norfolk St. (4), 3-18-2021
- 13, Northwestern St. (10) vs. Winthrop (3), 3-13-2001
- 12, Ark.-Pine Bluff (7) vs. Winthrop (5), 3-16-2010

- 12, Michigan (6) vs. Tulsa (6), 3-16-2016
- 12, Wichita St. (7) vs. Drake (5), 3-18-2021
- 12, Texas Southern (9) vs. A&M-Corpus Christi (3), 3-15-2022

STEALS

- 17, Bryant (11) vs. Wright St. (6), 3-16-2022
- 16, New Orleans (10) vs. Mount St. Mary's (6), 3-14-2017
- 16, St. John's (NY) (11) vs. Arizona St. (5), 3-20-2019
- 16, FDU (8) vs. Texas Southern (8), 3-15-2023
- 15, Florida A&M (8) vs. Lehigh (7), 3-16-2004
- 15, FDU (9) vs. FGCU (6), 3-15-2016
- 15, Norfolk St. (10) vs. App State (5), 3-18-2021
- 15, Montana St. (9) vs. Grambling (6), 3-20-2024 (OT)

PERSONAL FOULS

- 51, Kansas St. (26) vs. Wake Forest (25), 3-14-2017
- 50, Rider (33) vs. Richmond (17), 3-13-1984
- 49, Southeast Mo. St. (31) vs. A&M-Corpus Christi (18), 3-14-2023
- 47, Xavier (26) vs. Alcorn (21), 3-15-1983
- 47, Boston U. (26) vs. La Salle (21), 3-15-1983

PLAYERS DISQUALIFIED

- 4, LIU (4) vs. Northeastern (0), 3-13-1984
- 3, Xavier (2) vs. Alcorn (1), 3-15-1983
- 3, La Salle (2) vs. Boston U. (1), 3-15-1983
- 3, Southeast Mo. St. (3) vs. A&M-Corpus Christi (0), 3-14-2023

FIRST-, SECOND- AND THIRD-ROUND GAME RECORDS

A third-round game is indicated by (3d R), a second-round game by (2d R), a first-round game by (1st R), and a team's appearance later vacated by the NCAA/Committee on Infractions ().*

From 2011-15, the tournament's First Four games were considered to be the first round, while the round of 64 games were the second round and the round of 32 was the third round. Beginning in 2016, the start of the tournament was simply known as the First Four, while the round of 64 went back to being called the first round and the round of 32 went back to being called the second round.

INDIVIDUAL RECORDS

POINTS

- 61, Austin Carr, Notre Dame vs. Ohio, 1st R, 3-7-1970
- 52, Austin Carr, Notre Dame vs. TCU, 1st R, 3-13-1971
- 50, David Robinson, Navy vs. Michigan, 1st R, 3-12-1987
- 49, Elvin Hayes, Houston vs. Loyola Chicago, 1st R, 3-9-1968
- 45, Bo Kimble, Loyola Marymount vs. New Mexico St., 1st R, 3-16-1990

FIELD GOALS

- 25, Austin Carr, Notre Dame vs. Ohio, 1st R, 3-7-1970
- 22, David Robinson, Navy vs. Michigan, 1st R, 3-12-1987
- 20, Elvin Hayes, Houston vs. Loyola Chicago, 1st R, 3-9-1968
- 20, Austin Carr, Notre Dame vs. TCU, 1st R, 3-13-1971
- 18, Wally Szczerbiak, Miami (OH) vs. Washington, 1st R, 3-12-1999

FIELD GOALS ATTEMPTED

- 44, Austin Carr, Notre Dame vs. Ohio, 1st R, 3-7-1970
- 37, David Robinson, Navy vs. Michigan, 1st R, 3-12-1987
- 37, Charles Jones, LIU vs. Villanova, 1st R, 3-13-1997
- 36, Popeye Jones, Murray St. vs. Michigan St., 1st R, 3-15-1990 (OT)
- 35, Rich Laurel, Hofstra vs. Notre Dame, 1st R, 3-10-1977
- 35, Bo Kimble, Loyola Marymount vs. New Mexico St., 1st R, 3-16-1990

FIELD-GOAL PERCENTAGE (Minimum 10 FGM)

- 100% (11-11), Kenny Walker, Kentucky vs. Western Ky., 2d R, 3-16-1986
- 100% (10-10), Taj Gibson, Southern California vs. Boston College, 1st R, 3-20-2009
- 92.3% (12-13), Quadre Lollis, Montana St. vs. Syracuse, 1st R, 3-14-1996
- 92.3% (12-13), Christian Koloko, Arizona vs. TCU, 2d R, 3-20-2022
- 91.7% (11-12), Kenny Gregory, Kansas vs. DePaul, 1st R, 3-17-2000
- 91.7% (11-12), Blake Griffin, Oklahoma vs. Morgan St., 1st R, 3-19-2009

THREE-POINT FIELD GOALS

- 11, Jeff Fryer, Loyola Marymount vs. Michigan, 2d R, 3-18-1990
- 10, Roburt Sallie, Memphis vs. Cal St. Northridge, 1st R, 3-19-2009
- 10, Jack Gohlke, Oakland vs. Kentucky, 1st R, 3-21-2024
- 9, eight tied (most recent: Carsen Edwards, Purdue vs. Villanova, 2d R, 3-23-2019)

THREE-POINT FIELD GOALS ATTEMPTED

- 22, Jeff Fryer, Loyola Marymount vs. Arkansas, 1st R, 3-16-1989
- 20, Chris Walker, Villanova vs. LSU, 1st R, 3-15-1990
- 20, Jack Gohlke, Oakland vs. Kentucky, 1st R, 3-21-2024
- 19, Gerald Paddio, UNLV vs. Iowa, 2d R, 3-20-1988
- 19, Phillip Allen, N.C. A&T vs. Arkansas, 1st R, 3-18-1994

THREE-POINT FIELD-GOAL PERCENTAGE (Minimum 5 3FGM)

- 100% (8-8), John Goldsberry, UNCW vs. Maryland, 1st R, 3-21-2003
- 100% (7-7), Sam Cassell, Florida St. vs. Tulane, 2d R, 3-20-1993
- 100% (7-7), David Lighty, Ohio St. vs. George Mason, 3d R, 3-20-2011
- 100% (6-6), Mike Buck, Middle Tenn. vs. Florida St., 1st R, 3-16-1989
- 100% (6-6), Migjen Bakalli, NC State vs. Southern Miss., 1st R, 3-14-1991
- 100% (6-6), Rex Walters, Kansas vs. Ball St., 1st R, 3-18-1993
- 100% (6-6), Tay Fisher, Siena vs. Vanderbilt, 1st R, 3-21-2008
- 100% (5-5), Mitch Richmond, Kansas St. vs. Georgia, 1st R, 3-12-1987 (OT)
- 100% (5-5), Kwame Evans, George Washington vs. New Mexico, 1st R, 3-19-1993
- 100% (5-5), Dwayne Morton, Louisville vs. Minnesota, 2d R, 3-20-1994
- 100% (5-5), Darren Brooks, Southern Ill. vs. Alabama, 1st R, 3-18-2004

- 100% (5-5), Norbertas Giga, Jacksonville St. vs. Louisville, 1st R, 3-17-2017
- 100% (5-5), Jabari Walker, Colorado vs. Georgetown, 1st R, 3-20-2021

FREE THROWS

- 23, Travis Mays, Texas vs. Georgia, 1st R, 3-17-1990
- 21, David Robinson, Navy vs. Syracuse, 2d R, 3-16-1986
- 19, Tom Hammonds, Georgia Tech vs. Iowa St., 1st R, 3-18-1988
- 18, Jon Rose, UConn vs. Boston U., 1st R, 3-10-1959
- 18, Jared Dudley, Boston College vs. Milwaukee, 2d R, 3-19-2005
- 19, Thomas Walkup, *SFA vs. West Virginia, 1st R, 3-18-2016

FREE THROWS ATTEMPTED

- 27, David Robinson, Navy vs. Syracuse, 2d R, 3-16-1986
- 27, Travis Mays, Texas vs. Georgia, 1st R, 3-17-1990
- 22, Ronny Turiaf, Gonzaga vs. Cincinnati, 1st R, 3-20-2003
- 21, six tied (most recent: Jared Dudley, Boston College vs. Milwaukee, 2d R, 3-19-2005)

FREE-THROW PERCENTAGE (Minimum 13 FTM)

- 100% (17-17), Adreian Payne, Michigan St. vs. Delaware, 3-20-2014
- 100% (16-16), Bill Bradley, Princeton vs. Saint Joseph's, 1st R, 3-11-1963
- 100% (16-16), Fennis Dembo, Wyoming vs. UCLA, 2d R, 3-14-1987
- 100% (15-15), Austin Croshere, Providence vs. Marquette, 1st R, 3-14-1997
- 100% (14-14), Kemba Walker, UConn vs. Cincinnati, 3d R, 3-19-2011
- 100% (13-13), Al Gooden, Ball St. vs. Boston College, 1st R, 3-13-1981
- 100% (13-13), J'Covan Brown, Texas vs. Arizona, 3d R, 3-20-2011
- 100% (13-13), Christen Cunningham, Louisville vs. Minnesota, 1st R, 3-21-2019
- 100% (13-13), Teddy Allen, New Mexico St. vs. UConn, 1st R, 3-17-2022

REBOUNDS

- 29, Toby Kimball, UConn vs. Saint Joseph's, 1st R, 3-8-1965
- 27, Paul Silas, Creighton vs. Oklahoma City, 1st R, 3-9-1964
- 27, Elvin Hayes, Houston vs. Loyola Chicago, 1st R, 3-9-1968
- 25, Oscar Tshiebwe, Kentucky vs. Providence, 1st R, 3-17-2023
- 24, Paul Silas, Creighton vs. Memphis, 1st R, 3-12-1962
- 24, Eddie Jackson, Oklahoma City vs. Creighton, 1st R, 3-9-1964

REBOUNDS SINCE 1973

- 25, Oscar Tshiebwe, Kentucky vs. Providence, 1st R, 3-17-2023
- 23, Angel Delgado, Seton Hall vs. Kansas, 2d R, 3-17-2018
- 22, Tim Duncan, Wake Forest vs. Saint Mary's (CA), 1st R, 3-14-1997
- 22, Luke Harangody, Notre Dame vs. Washington St., 2d R, 3-22-2008
- 21, Leon Douglas, Alabama vs. Arizona St., 1st R, 3-15-1975
- 21, Loy Vaught, Michigan vs. Illinois St., 1st R, 3-16-1990
- 21, Joe Smith, Maryland vs. Texas, 2d R, 3-18-1995
- 21, Zach Edey, Purdue vs. Grambling, 1st R, 3-22-2024

ASSISTS

- 16, Earl Watson, UCLA vs. Maryland, 2d R, 3-18-2000
- 16, Mitch Johnson, Stanford vs. Marquette, 2d R, 3-22-2008
- 16, Ja Morant, Murray St. vs. Marquette, 1st R, 3-21-2019
- 15, Kenny Patterson, DePaul vs. Syracuse, 1st R, 3-15-1985
- 15, Keith Smart, Indiana vs. Auburn, 2d R, 3-14-1987
- 15, Pepe Sanchez, Temple vs. Lafayette, 1st R, 3-17-2000
- 15, Aaron Craft, Ohio St. vs. George Mason, 3d R, 3-20-2011

-
- 16, Sam Crawford, *New Mexico St. vs. Nebraska, 1st R, 3-19-1993

BLOCKED SHOTS

- 11, Shaquille O'Neal, LSU vs. BYU, 1st R, 3-19-1992
- 10, Shawn Bradley, BYU vs. Virginia, 1st R, 3-14-1991
- 10, Cole Aldrich, Kansas vs. Dayton, 2d R, 3-22-2009
- 9, Walker Kessler, Auburn vs. Jacksonville St., 1st R, 3-18-2022
- 8, 12 tied [most recent: Donovan Clingan, UConn vs. Northwestern, 2d R, 3-24-2024]

STEALS

- 8, Darrell Hawkins, Arkansas vs. Holy Cross, 1st R, 3-18-1993
- 8, Grant Hill, Duke vs. California, 2d R, 3-20-1993
- 8, Duane Clemens, Ball St. vs. UCLA, 1st R, 3-16-2000
- 8, Russ Smith, *Louisville vs. N.C. A&T, 2d R, 3-21-2013
- 8, JD Notae, Arkansas vs. New Mexico St., 2d R, 3-19-2022

TEAM RECORDS

POINTS

- 149, Loyola Marymount vs. Michigan (115), 2d R, 3-18-1990
- 124, Oklahoma vs. Louisiana Tech (81), 2d R, 3-18-1989
- 123, North Carolina vs. Loyola Marymount (97), 2d R, 3-19-1988
- 121, UNLV vs. San Francisco (95), 1st R, 3-12-1977
- 121, Tennessee vs. Long Beach St. (86), 1st R, 3-16-2007

FEWEST POINTS

- 29, Mississippi Val. vs. UCLA (70), 1st R, 3-20-2008
- 32, Wisconsin vs. Missouri St. (43), 1st R, 3-12-1999
- 34, Montana vs. Syracuse (81), 2d R, 3-21-2013
- 35, Alabama St. vs. Michigan St. (69), 1st R, 3-16-2001
- 35, American vs. Wisconsin (75), 2d R, 3-20-2014

WINNING MARGIN

- 69, Loyola Chicago (111) vs. Tennessee Tech (42), 1st R, 3-11-1963
- 58, Kansas (110) vs. Prairie View (52), 1st R, 3-13-1998
- 56, UConn (103) vs. Chattanooga (47), 1st R, 3-19-2009
- 49, Syracuse (101) vs. Brown (52), 1st R, 3-14-1986
- 47, DePaul (99) vs. Eastern Ky. (52), 1st R, 3-9-1965
- 47, Duke (84) vs. Winthrop (37), 1st R, 3-14-2002
- 47, Syracuse (81) vs. Montana (34), 2d R, 3-21-2013

POINTS BY LOSING TEAM

- 115, Wyoming vs. Loyola Marymount (119), 1st R, 3-17-1988
- 115, Michigan vs. Loyola Marymount (149), 2d R, 3-18-1990
- 105, Wake Forest vs. West Virginia (111), 2d R, 3-19-2005 (OT)
- 102, UCLA vs. Tulsa (112), 1st R, 3-18-1994
- 101, Marshall vs. Louisiana (112), 1st R, 3-11-1972
- 101, Loyola Marymount vs. Arkansas (120), 1st R, 3-16-1989
- 101, Cincinnati vs. UCLA (105), 2d R, 3-17-2002 (2 OT)

FIELD GOALS

- 50, Notre Dame vs. Austin Peay, 1st R, 3-9-1974
- 49, UNLV vs. San Francisco, 1st R, 3-12-1977
- 49, North Carolina vs. Loyola Marymount, 2d R, 3-19-1988
- 49, Loyola Marymount vs. Michigan, 2d R, 3-18-1990
- 48, Oklahoma vs. Louisiana Tech, 2d R, 3-18-1989

FIELD GOALS ATTEMPTED

- 112, Marshall vs. Louisiana, 1st R, 3-11-1972
- 103, Loyola Marymount vs. North Carolina, 2d R, 3-19-1988
- 98, Loyola Marymount vs. Arkansas, 1st R, 3-16-1989
- 98, Oklahoma vs. Louisiana Tech, 2d R, 3-18-1989

FIELD-GOAL PERCENTAGE

- 80.0% (28-35), Oklahoma St. vs. Tulane, 2d R, 3-22-1992
- 79.0% (49-62), North Carolina vs. Loyola Marymount, 2d R, 3-19-1988
- 75.0% (33-44), Northeastern vs. VCU, 1st R, 3-16-1984
- 73.2% (30-41), NC State vs. UTEP, 2d R, 3-17-1985
- 71.4% (30-42), Villanova vs. Marshall, 1st R, 3-16-1984
- 71.4% (25-35), Georgetown vs. Notre Dame, 2nd R, 3-19-1989

-
- 72.7% (40-55), *Alabama vs. New Orleans, 2d R, 3-14-1987

LOWEST FIELD-GOAL PERCENTAGE

- 19.7% (13-66), Mississippi Val. vs. UCLA, 1st R, 3-20-2008
- 20.4% (11-54), Montana vs. Syracuse, 2d R, 3-21-2013
- 20.7% (12-58), Cal Poly vs. Wichita St., 2d-R, 3-21-2014
- 22.0% (18-82), Tennessee Tech vs. Loyola Chicago, 1st R, 3-11-1963
- 22.2% (16-72), Dayton vs. Kansas, 2d R, 3-22-2009

THREE-POINT FIELD GOALS

- 21, Loyola Marymount vs. Michigan, 2d R, 3-18-1990
- 18, Duke vs. Monmouth, 1st R, 3-15-2001
- 17, Villanova vs. Alabama, 2d R, 3-17-2018
- 16, 13 tied (most recent: Samford vs. Kansas, 1st R, 3-21-2024; Baylor vs. Colgate, 1st R, 3-22-2024)

THREE-POINT FIELD GOALS ATTEMPTED

- 43, Saint Joseph's vs. Boston College, 2d R, 3-15-1997 (OT)
- 42, LIU vs. Villanova, 1st R, 3-13-1997
- 42, Drake vs. Western Ky., 1st R, 3-21-2008 (OT)
- 41, Villanova vs. Alabama, 2d R, 3-17-2018
- 41, Iona vs. North Carolina, 1st R, 3-22-2019

THREE-POINT FIELD-GOAL PERCENTAGE

(Minimum Seven 3FGM)

- 88.9% (8-9), Kansas St. vs. Georgia, 1st R, 3-12-1987 (OT)
- 80.0% (8-10), Maryland vs. Massachusetts, 2d R, 3-19-1994
- 77.8% (7-9), Colorado vs. Indiana, 1st R, 3-13-1997

76.9% (10-13), Kansas St. vs. DePaul, 2d R, 3-19-1988

73.7% (14-19), Duke vs. Southern Ill., 1st R, 3-18-1993

81.8% (9-11), *Alabama vs. N.C. A&T, 1st R, 3-13-1987

FREE THROWS

41, Navy vs. Syracuse, 2d R, 3-16-1986

39, UTEP vs. Tulsa, 1st R, 3-15-1985

38, Baylor vs. Nebraska, 2d R, 3-21-2014

38, Purdue vs. Utah St., 2d R, 3-24-2024

37, Morehead St. vs. Pittsburgh, 1st R, 3-11-1957

37, Xavier vs. Kansas St., 1st R, 3-16-1990

37, UConn vs. Stetson, 1st R, 3-22-2024

FREE THROWS ATTEMPTED

55, UTEP vs. Tulsa, 1st R, 3-15-1985

54, Morehead St. vs. Pittsburgh, 1st R, 3-11-1957

52, Weber St. vs. Hawaii, 1st R, 3-11-1972

52, Navy vs. Syracuse, 2d R, 3-16-1986

50, Notre Dame vs. Kansas, 1st R, 3-15-1975

FREE-THROW PERCENTAGE

(Minimum 15 FTM)

100% (22-22), Creighton vs. Baylor, 2d R, 3-19-2023

100% (18-18), Kentucky vs. Utah, 2d R, 3-23-2003

100% (17-17), Dayton vs. Villanova, 1st R, 3-15-1985

100% (17-17), Notre Dame vs. West Virginia, 2d R, 3-18-2017

96.2% (25-26), Texas vs. New Mexico St., 1st R, 3-16-2007

96.2%, (25-26), Michigan St. vs. Bradley, 1st R, 3-21-2019

REBOUNDS

86, Notre Dame vs. Tennessee Tech, 1st R, 3-11-1958

70, Western Ky. vs. Miami (FL), 1st R, 3-8-1960

68, Utah vs. Southern California, 1st R, 3-7-1960

68, Marshall vs. Louisiana, 1st R, 3-11-1972

66, Loyola Chicago vs. Tennessee Tech, 1st R, 3-11-1963

66, Arizona St. vs. Loyola Marymount, 1st R, 3-7-1980

REBOUND MARGIN

43, Florida (62) vs. Jackson St. (19), 1st R, 3-16-2007

42, Notre Dame (86) vs. Tennessee Tech (44), 1st R, 3-11-1958

35, St. John's (NY) (56) vs. UConn (21), 1st R, 3-20-1951

35, Kansas (64) vs. Prairie View (29), 1st R, 3-13-1998

34, Kansas (61) vs. Jackson St. (27), 1st R, 3-13-1997

33, Kansas (56) vs. Syracuse (23), 2d R, 3-18-2001

ASSISTS

36, North Carolina vs. Loyola Marymount, 2d R, 3-19-1988

35, Kentucky vs. San Jose St., 1st R, 3-14-1996

33, Loyola Marymount vs. Michigan, 2d R, 3-18-1990

33, Kansas vs. Chattanooga, 1st R, 3-17-1994

33, Kentucky vs. Mount St. Mary's, 1st R, 3-16-1995

BLOCKED SHOTS

15, Kentucky vs. Stony Brook, 3-17-2016

13, BYU vs. Virginia, 1st R, 3-14-1991

13, Kansas vs. Jackson St., 1st R, 3-13-1997

13, UCLA vs. Mississippi Val., 1st R, 3-20-2008

13, Wake Forest vs. Cleveland St., 1st R, 3-20-2009

12, nine tied (most recent: Houston vs. Auburn, 2d R, 3-18-2023)

STEALS

19, Providence vs. Austin Peay, 2d R, 3-14-1987 (OT)

19, UConn vs. Boston U., 1st R, 3-15-1990

18, Xavier vs. Kansas, 1st R, 3-18-1988

18, Arkansas vs. Holy Cross, 1st R, 3-18-1993

18, Louisville vs. Tulsa, 1st R, 3-15-1996

18, Mississippi Val. vs. Georgetown, 1st R, 3-15-1996

18, Penn St. vs. North Carolina, 2d R, 3-18-2001

20, *Louisville vs. N.C. A&T, 2d R, 3-21-2013

PERSONAL FOULS

39, Kansas vs. Notre Dame, 1st R, 3-15-1975

36, North Carolina vs. Texas A&M, 2d R, 3-9-1980

35, Hawaii vs. Weber St., 1st R, 3-11-1972

35, DePaul vs. Boston College, 2d R, 3-14-1982

34, four tied (most recent: Northeastern vs. Purdue, 1st R, 3-13-1987; UTEP vs. Arizona, 1st R, 3-13-1987 [OT])

PLAYERS DISQUALIFIED

6, Kansas vs. Notre Dame, 1st R, 3-15-1975

5, DePaul vs. Boston College, 2d R, 3-14-1982

5, Wyoming vs. Loyola Marymount, 1st R, 3-17-1988

4, 14 tied (most recent: Houston vs. Texas A&M, 2d R, 3-24-2024 [OT])

TWO-TEAM RECORDS

POINTS

264, Loyola Marymount (149) vs. Michigan (115), 2d R, 3-18-1990

234, Loyola Marymount (119) vs. Wyoming (115), 1st R, 3-17-1988

221, Arkansas (120) vs. Loyola Marymount (101), 1st R, 3-16-1989

220, North Carolina (123) vs. Loyola Marymount (97), 2d R, 3-19-1988

216, UNLV (121) vs. San Francisco (95), 1st R, 3-12-1977

216, West Virginia (111) vs. Wake Forest (105), 2d R, 3-19-2005 (OT)

FEWEST POINTS

73, Georgetown (37) vs. SMU (36), 2d R, 3-18-1984

75, Missouri St. (43) vs. Wisconsin (32), 1st R, 3-12-1999

84, Princeton (43) vs. UCLA (41), 1st R, 3-14-1996

87, Kansas (49) vs. Ohio (38), 1st R, 3-14-1985

90, Boston College (48) vs. UConn (42), 1st R, 3-11-1967

90, Wisconsin (47) vs. Pittsburgh (43), 1st R, 3-18-2016

FIELD GOALS

94, Loyola Marymount (49) vs. Michigan (45), 2d R, 3-18-1990

89, Wyoming (47) vs. Loyola Marymount (42), 1st R, 3-17-1998

85, UNLV (49) vs. San Francisco (36), 1st R, 3-12-1997

84, La Salle (42) vs. Villanova (42), 1st R, 3-12-1978

82, Notre Dame (46) vs. Ohio (36), 1st R, 3-7-1970

82, North Carolina (49) vs. Loyola Marymount (33), 2d R, 3-19-1988

82, Arkansas (47) vs. Loyola Marymount (35), 1st R, 3-16-1989

84, *Louisiana (42) vs. Marshall (42), 1st R, 3-11-1972

FIELD GOALS ATTEMPTED

184, Ohio (94) vs. Notre Dame (90), 1st R, 3-7-1970

179, Notre Dame (95) vs. Tennessee Tech (84), 1st R, 3-11-1958

179, Loyola Marymount (98) vs. Arkansas (81), 1st R, 3-16-1989

177, New Mexico St. (91) vs. Rice (86), 1st R, 3-7-1970

175, Oklahoma (98) vs. Louisiana Tech (77), 2nd R, 3-18-1989

192, Marshall (112) vs. *Louisiana (80), 1st R, 3-11-1972

THREE-POINT FIELD GOALS

30, Drake (16) vs. Western Ky. (14), 1st R, 3-21-2008 (OT)

28, Seton Hall (15) vs. Temple (13), 2d R, 3-19-2000 (OT)

28, Baylor (16) vs. Syracuse (12), 1st R, 3-21-2019

27, Missouri (15) vs. Marquette (12), 2d R, 3-22-2003 (OT)

27, Purdue (16) vs. Villanova (11), 2d R, 3-23-2019

27, Wisconsin (15) vs. *Missouri (12), 2d R, 3-19-1994

THREE-POINT FIELD GOALS ATTEMPTED

71, Ohio St. (40) vs. South Dakota St. (31), 1st R, 3-15-2018

70, Drake (42) vs. Western Ky. (28), 1st R, 3-21-2008 (OT)

-
- 68, Villanova (38) vs. Purdue (30), 2d R, 3-23-2019
67, San Diego St. (40) vs. Syracuse (27), 1st R, 3-19-2021
66, UCLA (36) vs. Cincinnati (30), 2d R, 3-17-2002 (2 OT)
66, North Carolina (35) vs. Marquette (31), 1st R, 3-17-2022

FREE THROWS

- 69, Morehead St. (37) vs. Pittsburgh (32), 1st R, 3-11-1957
63, Manhattan (35) vs. West Virginia (28), 1st R, 3-11-1958
62, Missouri (34) vs. Miami (FL) (28), 1st R, 3-14-2002
60, Purdue (31) vs. Northeastern (29), 1st R, 3-13-1987
58, Oregon St. (32) vs. Oklahoma St. (26), 2d R, 3-21-2021

FREE THROWS ATTEMPTED

- 97, Morehead St. (54) vs. Pittsburgh (43), 1st R, 3-11-1957
91, Manhattan (49) vs. West Virginia (42), 1st R, 3-11-1958
83, Purdue (45) vs. Northeastern (38), 1st R, 3-13-1987
80, Villanova (42) vs. Duke (38), 1st R, 3-8-1955
80, Maryland (42) vs. Boston College (38), 1st R, 3-11-1958

REBOUNDS

- 130, Notre Dame (86) vs. Tennessee Tech (44), 1st R, 3-11-1958
121, Utah (68) vs. Southern California (53), 1st R, 3-7-1960
119, Massachusetts (60) vs. NYU (59), 1st R, 3-12-1962
119, Loyola Marymount (65) vs. Arkansas (54), 1st R, 3-16-1989
116, Western Ky. (61) vs. Jacksonville (55), 1st R, 3-13-1971

-
- 134, Marshall (68) vs. *Louisiana (66), 1st R, 3-11-1972

ASSISTS

- 54, Loyola Marymount (33) vs. Michigan (21), 2d R, 3-18-1990
53, North Carolina (36) vs. Loyola Marymount (17), 2d R, 3-19-1988
52, Wyoming (29) vs. Loyola Marymount (23), 1st R, 3-17-1988
51, Wake Forest (27) vs. Alabama (24), 2d R, 3-17-1991
51, Kentucky (35) vs. San Jose St. (16), 1st R, 3-14-1996

-
- 55, Michigan (30) vs. *Florida (25), 2d R, 3-19-1988

BLOCKED SHOTS

- 18, Iowa (10) vs. Duke (8), 2d R, 3-21-1992
18, Kansas (13) vs. Jackson St. (5), 1st R, 3-13-1997
18, UCLA (13) vs. Mississippi Val. (5), 1st R, 3-20-2008
18, Memphis (11) vs. Mississippi St. (7), 2d R, 3-23-2008
18, Kansas (12) vs. Dayton (6), 2d R, 3-22-2009
18, Kentucky (15) vs. Stony Brook (3), 1st R, 3-17-2016

STEALS

- 28, N.C. A&T (16) vs. Arkansas (12), 1st R, 3-18-1994
28, Purdue (16) vs. Delaware (12), 1st R, 3-13-1998
28, TCU (16) vs. Florida St. (12), 1st R, 3-13-1998
28, Florida (15) vs. Weber St. (13), 2d R, 3-13-1999

PERSONAL FOULS

- 61, West Virginia (32) vs. Manhattan (29), 1st R, 3-11-1958
61, Utah (33) vs. Pepperdine (28), 1st R, 3-19-1979
59, Loyola Marymount (33) vs. Arkansas (26), 1st R, 3-16-1989
59, Northeastern (34) vs. Purdue (25), 1st R, 3-13-1987
58, Kansas (39) vs. Notre Dame (19), 1st R, 3-15-1975
58, Tulsa (34) vs. UTEP (24), 1st R, 3-15-1985

REGIONAL GAME RECORDS

A regional final game is indicated by (RF), a regional semifinal game by (RSF), a regional third-place game by (R3d) and a team's appearance later vacated by the NCAA/Committee on Infractions ().*

INDIVIDUAL RECORDS

POINTS

- 56, Oscar Robertson, Cincinnati vs. Arkansas, R3d, 3-15-1958
- 52, Austin Carr, Notre Dame vs. Kentucky, RSF, 3-12-1970
- 47, Austin Carr, Notre Dame vs. Houston, R3d, 3-20-1971
- 46, Dave Corzine, DePaul vs. Louisville, RSF, 3-17-1978 (2 OT)
- 45, Bob Houbregs, Washington vs. Seattle U., RSF, 3-13-1953
- 45, Austin Carr, Notre Dame vs. Iowa, R3d, 3-14-1970

FIELD GOALS

- 22, Austin Carr, Notre Dame vs. Kentucky, RSF, 3-12-1970
- 21, Oscar Robertson, Cincinnati vs. Arkansas, R3d, 3-15-1958
- 21, Austin Carr, Notre Dame vs. Iowa, R3d, 3-14-1970
- 20, Bob Houbregs, Washington vs. Seattle U., RSF, 3-13-1953
- 19, Oscar Robertson, Cincinnati vs. Kansas, RF, 3-12-1960
- 19, Jeff Mullins, Duke vs. Villanova, RSF, 3-13-1964

FIELD GOALS ATTEMPTED

- 40, Austin Carr, Notre Dame vs. Houston, R3d, 3-20-1971
- 39, Austin Carr, Notre Dame vs. Iowa, R3d, 3-14-1970
- 38, Bob Cousy, Holy Cross vs. NC State, RF, 3-25-1950
- 36, Oscar Robertson, Cincinnati vs. Arkansas, R3d, 3-15-1958

- 42, Bo Lamar, *Louisiana vs. Louisville, RSF, 3-16-1972

FIELD-GOAL PERCENTAGE

(Minimum 10 FGM)

- 100% (10-10), Marvin Barnes, Providence vs. Penn, RSF, 3-15-1973
- 100% (10-10), Christian Laettner, Duke vs. Kentucky, RF, 3-28-1992 (OT)
- 92.3% (12-13), Dennis Holman, SMU vs. Cincinnati, R3d, 3-12-1966
- 91.7% (11-12), Pembroke Burrows, Jacksonville vs. Iowa, RSF, 3-12-1970
- 90.9% (10-11), Akeem Olajuwon, Houston vs. Villanova, RF, 3-27-1983

90.9% (10-11), Travis Ford, Kentucky vs. Wake Forest, RSF, 3-25-1993

90.9% (10-11), Torin Francis, Notre Dame vs. Arizona, RSF, 3-27-2003

THREE-POINT FIELD GOALS

- 10, Carsen Edwards, Purdue vs. Virginia, RF, 3-30-2019
- 8, Glen Rice, Michigan vs. North Carolina, RSF, 3-23-1989
- 8, Bo Kimble, Loyola Marymount vs. UNLV, RF, 3-25-1990
- 8, Cuonzo Martin, Purdue vs. Kansas, RSF, 3-24-1994
- 8, Detric Willoughby, Iowa St. vs. UCLA, RSF, 3-20-1997
- 8, Taquan Porter, Oregon vs. UNLV, RSF, 3-23-2007
- 8, Buddy Hield, Oklahoma vs. Oregon, RF, 3-26-2016

THREE-POINT FIELD GOALS ATTEMPTED

- 19, Carsen Edwards, Purdue vs. Virginia, RF, 3-30-2019
- 18, Darius Lane, Seton Hall vs. Oklahoma St., RSF, 3-24-2000
- 17, Detric Willoughby, Iowa St. vs. UCLA, RSF, 3-20-1997
- 17, Kirk Hinrich, Kansas vs. Arizona, RF, 3-29-2003
- 17, Taquan Dean, Louisville vs. West Virginia, RF, 3-26-2005 (OT)
- 16, Jeff Fryer, Loyola Marymount vs. UNLV, RF, 3-25-1990
- 16, Darnell Burton, Cincinnati vs. Mississippi St., RF, 3-24-1996
- 16, Stephen Curry, Davidson vs. Kansas, RF, 3-30-2008

THREE-POINT FIELD-GOAL PERCENTAGE

(Minimum 5 3FGM)

- 100% (6-6), Nik Stauskas, Michigan vs. Florida, RF, 3-31-2013
- 100% (5-5), William Scott, Kansas St. vs. Purdue, RSF, 3-25-1988
- 100% (5-5), Hubert Davis, North Carolina vs. Eastern Mich., RSF, 3-22-1991
- 100% (5-5), Jamal Mashburn, Kentucky vs. Wake Forest, RSF, 3-25-1993
- 85.7% (6-7), Bradford Burgess, VCU vs. Florida St., RSF, 3-25-2011
- 85.7% (6-7), Ben Richardson, Loyola Chicago vs. Kansas St., RF, 3-24-2018

FREE THROWS

- 23, Bob Carney, Bradley vs. Colorado, RSF, 3-12-1954
- 18, John O'Brien, Seattle U. vs. Wyoming, R3d, 3-14-1953
- 18, Wayne Simien, Kansas vs. UAB, RSF, 3-26-2004
- 17, Roger Newman, Kentucky vs. Ohio St., RF, 3-18-1961

17, Barry Kramer, NYU vs. West Virginia, R3d, 3-16-1963

FREE THROWS ATTEMPTED

- 26, Bob Carney, Bradley vs. Colorado, RSF, 3-12-1954
- 24, Donnie Gaunce, Morehead St. vs. Iowa, RSF, 3-16-1956
- 22, John O'Brien, Seattle U. vs. Wyoming, R3d, 3-14-1953
- 22, Wilt Chamberlain, Kansas vs. Oklahoma City, RF, 3-16-1957
- 22, Roger Newman, Kentucky vs. Ohio St., RF, 3-18-1961
- 22, Zach Edey, Purdue vs. Tennessee, RF, 3-31-2024

FREE-THROW PERCENTAGE

(Minimum 12 FTM)

- 100% (13-13), Bill Bradley, Princeton vs. Providence, RF, 3-13-1965
- 100% (13-13), Mike Maloy, Davidson vs. St. John's (NY), RSF, 3-13-1969
- 100% (13-13), Jordan Miller, Miami (FL) vs. Texas, RF, 3-26-2023
- 100% (12-12), Tom Gola, La Salle vs. Princeton, RSF, 3-11-1955
- 100% (12-12), Dan Issel, Kentucky vs. Miami (OH), R3d, 3-15-1969
- 100% (12-12), Larry Finch, Memphis vs. Kansas St., RF, 3-17-1973
- 100% (12-12), Wesley Cox, Louisville vs. Oral Roberts, RSF, 3-14-1974
- 100% (12-12), Michael Jackson, Georgetown vs. UNLV, RSF, 3-23-1984
- 100% (12-12), Michael Doleac, Utah vs. Stanford, RSF, 3-20-1997
- 100% (12-12), Wayne Blackshear, *Louisville vs. Michigan St., 3-29-2015

REBOUNDS

- 34, Fred Cohen, Temple vs. UConn, RSF, 3-16-1956
- 31, Nate Thurmond, Bowling Green vs. Mississippi St., R3d, 3-16-1963
- 30, Jerry Lucas, Ohio St. vs. Kentucky, RF, 3-18-1961
- 28, Elvin Hayes, Houston vs. Pacific, R3d, 3-12-1966
- 27, John Green, Michigan St. vs. Notre Dame, RSF, 3-15-1957

REBOUNDS SINCE 1973

- 26, Phil Hubbard, Michigan vs. Detroit Mercy, RSF, 3-17-1977
- 24, Tom Burleson, NC State vs. Providence, RSF, 3-14-1974
- 23, Kent Benson, Indiana vs. Kentucky, RSF, 3-22-1975
- 22, Tim Duncan, Wake Forest vs. Oklahoma St., RSF, 3-24-1995
- 22, Tyler Zeller, North Carolina vs. Ohio, RSF, 3-23-2012 (OT)
- 22, Armando Bacot, North Carolina vs. Saint Peter's, RF, 3-27-2022

ASSISTS

- 19, Markquis Nowell, Kansas St. vs. Michigan St., RSF, 3-23-2023 (OT)
- 15, Braden Smith, Purdue vs. Gonzaga, RSF, 3-29-2024
- 13, Rumeal Robinson, Michigan vs. North Carolina, RSF, 3-23-1989
- 13, Anderson Hunt, UNLV vs. Loyola Marymount, RF, 3-25-1990
- 13, Andre Miller, Utah vs. Arizona, RF, 3-21-1998
- 13, Jason Richards, Davidson vs. Wisconsin, RSF, 3-28-2008

BLOCKED SHOTS

- 10, Jeff Withey, Kansas vs. North Carolina, RSF, 3-23-2012
- 9, David Robinson, Navy vs. Cleveland St., RSF, 3-21-1986
- 8, Mark Strickland, Temple vs. Oklahoma St., RSF, 3-22-1991 (OT)
- 8, Tim Duncan, Wake Forest vs. Oklahoma St., RSF, 3-24-1995
- 8, Jordan Bell, Oregon vs. Kansas, RF, 3-25-2017
- 7, Pervis Ellison, Louisville vs. Illinois, RSF, 3-24-1989
- 7, Tim Duncan, Wake Forest vs. Louisville, RSF, 3-21-1996
- 7, Ken Johnson, Ohio St. vs. St. John's (NY), RSF, 3-20-1999
- 7, Loren Woods, Arizona vs. Illinois, RF, 3-25-2001
- 7, Gorgui Dieng, *Louisville vs. Michigan St., RSF, 3-22-2012

STEALS

- 7, Ricky Grace, Oklahoma vs. Iowa, RSF, 3-20-1987 (OT)
- 7, T.J. Ford, Texas vs. Oregon, RSF, 3-24-2002
- 6, ten times (most recent: Xavier Simpson, Michigan vs. Texas A&M, RSF, 3-22-2018)

TEAM RECORDS

POINTS

- 131, UNLV vs. Loyola Marymount (101), RF, 3-25-1990
- 121, Iowa vs. Notre Dame (106), R3d, 3-14-1970
- 119, Houston vs. Notre Dame (106), R3d, 3-20-1971
- 118, Notre Dame vs. Vanderbilt (88), R3d, 3-16-1974
- 114, Arizona vs. UNLV (109), RSF, 3-18-1976 (OT)

FEWEST POINTS

- 20, North Carolina vs. Pittsburgh (26), RF, 3-21-1941
- 24, Springfield vs. Indiana (48), RF, 3-22-1940
- 26, Pittsburgh vs. North Carolina (20), RF, 3-21-1941
- 29, Western Ky. vs. Duquesne (30), RF, 3-22-1940
- 29, Baylor vs. Oklahoma St. (44), RF, 3-22-1946

WINNING MARGIN

- 49, UCLA (109) vs. Wyoming, (60), RSF, 3-17-1967
- 47, Duke (101) vs. UConn (54), RF, 3-14-1964
- 40, Cincinnati (99) vs. DePaul (59), RSF, 3-11-1960
- 40, Princeton (109) vs. Providence (69), RF, 3-13-1965
- 39, Louisville (103) vs. Arizona (64), RSF, 3-27-2009
- 39, Kentucky (78) vs. West Virginia (39), RSF, 3-26-2015

- 43, *Villanova (90) vs. Penn (47), RF, 3-20-1971

POINTS BY LOSING TEAM

- 109, UNLV vs. Arizona (114), RSF, 3-18-1976 (OT)
- 106, Notre Dame vs. Iowa (121), R3d, 3-14-1970
- 106, Notre Dame vs. Houston (119), R3d, 3-20-1971
- 103, Iowa vs. Jacksonville (104), RSF, 3-12-1970
- 103, Kentucky vs. Duke (104), RF, 3-28-1992 (OT)

FIELD GOALS

- 52, Iowa vs. Notre Dame, R3d, 3-14-1970
- 51, UCLA vs. Dayton, RSF, 3-14-1974 (3 OT)
- 51, UNLV vs. Loyola Marymount, RF, 3-25-1990
- 50, Kentucky vs. Austin Peay, RSF, 3-15-1973 (OT)
- 49, Notre Dame vs. Vanderbilt, R3d, 3-16-1974

FIELD GOALS ATTEMPTED

- 106, Indiana vs. Miami (OH), R3d, 3-15-1958
- 103, Saint Joseph's vs. West Virginia, R3d, 3-12-1960
- 102, Notre Dame vs. Houston, R3d, 3-20-1971
- 101, Holy Cross vs. NC State, RSF, 3-24-1950
- 100, Iowa vs. Morehead St., RSF, 3-16-1956
- 100, UCLA vs. San Francisco, RSF, 3-16-1956
- 100, Houston vs. Pacific, R3d, 3-12-1966

FIELD-GOAL PERCENTAGE

- 74.4% (29-39), Georgetown vs. Oregon St., RF, 3-20-1982
- 68.8% (33-48), Providence vs. Alabama, RSF, 3-19-1987
- 68.6% (35-51), Indiana vs. Saint Joseph's, RF, 3-22-1981
- 68.3% (41-60), Princeton vs. Providence, RF, 3-13-1965
- 68.3% (28-41), NC State vs. Utah, RSF, 3-24-1983

LOWEST FIELD-GOAL PERCENTAGE

- 12.7% (8-63), Springfield vs. Indiana, RSF, 3-22-1940
- 13.9% (10-72), Harvard vs. Ohio St., RSF, 3-21-1946
- 19.4% (14-72), Creighton vs. Cincinnati, RSF, 3-16-1962
- 20.6% (13-63), Arkansas vs. Oregon St., RSF, 3-18-1949
- 22.6% (12-53), Marquette vs. Syracuse, RF, 3-30-2013

THREE-POINT FIELD GOALS

- 18, West Virginia vs. Louisville, RF, 3-26-2005 (OT)
- 17, Loyola Marymount vs. UNLV, RF, 3-25-1990
- 17, Auburn vs. North Carolina, RSF, 3-29-2019
- 16, Kentucky vs. Wake Forest, RSF, 3-25-1993
- 16, Illinois vs. Arizona, RF, 3-26-2005 (OT)
- 16, Tennessee vs. Ohio St., RSF, 3-22-2007
- 16, Alabama vs. Clemson, RF, 3-30-2024

THREE-POINT FIELD GOALS ATTEMPTED

- 41, Loyola Marymount vs. UNLV, RF, 3-25-1990
- 37, BYU vs. Florida, RSF, 3-24-2011
- 37, Auburn vs. North Carolina, RSF, 3-29-2019
- 36, Tulsa vs. Arkansas, RSF, 3-25-1994
- 36, Kentucky vs. North Carolina, RF, 3-23-1995
- 36, Alabama vs. Clemson, RF, 3-30-2024

- 36, *Kansas vs. Duke, RF, 3-25-2018 (OT)

THREE-POINT FIELD-GOAL PERCENTAGE

(Minimum Seven 3FGM)

- 80.0% (8-10), Kansas St. vs. Purdue, RSF, 3-25-1988
- 78.9% (15-19), Indiana vs. Kent St., RF, 3-23-2002
- 72.7% (8-11), Duke vs. Indiana, RSF, 3-20-1987
- 72.7% (8-11), Kansas vs. California, RSF, 3-25-1993
- 70.0% (7-10), St. John's (NY) vs. Duke, RF, 3-24-1991

FREE THROWS

- 43, Arizona vs. Illinois, RF, 3-25-2001
- 41, Utah vs. Santa Clara, R3d, 3-12-1960
- 39, Seattle U. vs. Utah, R3d, 3-12-1955
- 38, Bradley vs. Colorado, RSF, 3-12-1954
- 38, Loyola Chicago vs. Kentucky, R3d, 3-14-1964

FREE THROWS ATTEMPTED

- 56, Arizona vs. Illinois, RF, 3-25-2001
- 53, Morehead St. vs. Iowa, RSF, 3-16-1956
- 52, Iowa vs. Morehead St., RSF, 3-16-1956
- 52, Seattle U. vs. UCLA, R3d, 3-17-1956
- 51, Seattle U. vs. Utah, R3d, 3-12-1955

FREE-THROW PERCENTAGE

(Minimum 15 FTM)

- 100% (22-22), Fordham vs. South Carolina, R3d, 3-20-1971
- 100% (17-17), Villanova vs. Kentucky, RSF, 3-24-1988
- 100% (15-15), Villanova vs. Houston, RF, 3-26-2022
- 95.7% (22-23), Villanova vs. Pittsburgh, RF, 3-28-2009
- 95.5% (21-22), Vanderbilt vs. Marquette, RSF, 3-14-1974
- 95.5% (21-22), UConn vs. Michigan St., RF, 3-30-2014

REBOUNDS

- 76, Temple vs. UConn, RSF, 3-16-1956
- 76, Houston vs. TCU, RF, 3-16-1968
- 76, UCLA vs. Weber St., RSF, 3-18-1972
- 72, UCLA vs. Seattle U., R3d, 3-17-1956
- 72, Seattle U. vs. Utah St., R3d, 3-14-1964

REBOUND MARGIN

- 33, Cincinnati (68) vs. Texas Tech (35), RSF, 3-17-1961
- 33, North Carolina (63) vs. Ohio (30), RSF, 3-23-2012 (OT)
- 29, Utah (59) vs. Loyola Marymount (30), RSF, 3-17-1961
- 29, Kansas (63) vs. Oregon (34), RF, 3-24-2002
- 29, Texas (45) vs. West Virginia (16), RSF, 3-23-2006

ASSISTS

- 35, UNLV vs. Loyola Marymount, RF, 3-25-1990
- 31, Arkansas vs. Tulsa, RSF, 3-25-1994
- 29, Louisville vs. Arizona, RSF, 3-27-2009
- 27, Kentucky vs. Arizona St., RSF, 3-23-1995
- 26, Louisiana Tech vs. Oklahoma, RSF, 3-21-1985
- 26, Georgetown vs. North Carolina, RF, 3-25-2007
- 26, Virginia vs. Iowa St., RSF, 3-25-2016
- 26, Kansas St. vs. Michigan St., RSF, 3-23-2023 (OT)

BLOCKED SHOTS

- 14, Kentucky vs. UCLA, RSF, 3-20-1998
- 13, Louisville vs. Illinois, RSF, 3-24-1989
- 11, Duke vs. Temple, RF, 3-26-1988
- 11, North Carolina vs. Georgetown, RSF, 3-23-1995
- 11, Georgetown vs. North Carolina, RF, 3-25-2007 (OT)
- 11, Kansas St. vs. Xavier, RSF, 3-25-2010 (2 OT)
- 11, Kentucky vs. Ohio St., RSF, 3-25-2011
- 11, Kansas vs. NC State, RSF, 3-23-2012
- 11, Kansas vs. Providence, RSF, 3-25-2022

STEALS

- 19, Washington vs. UConn, RSF, 3-24-2006 (OT)
- 17, Duke vs. St. John's (NY), RF, 3-24-1991
- 17, Duke vs. UCLA, RSF, 3-22-2001
- 17, Kansas vs. UCLA, RF, 3-24-2007

- 16, *Massachusetts vs. Georgetown, RF, 3-23-1996

PERSONAL FOULS

- 41, Dayton vs. Illinois, RSF, 3-21-1952
- 36, UCLA vs. Seattle U., R3d, 3-17-1956
- 36, Illinois vs. Arizona, RF, 3-25-2001
- 35, Iowa vs. Morehead St., RSF, 3-16-1956
- 35, DePaul vs. VMI, RSF, 3-18-1976 (OT)

- 35, *Texas Tech vs. Georgetown, RSF, 3-21-1996

PLAYERS DISQUALIFIED

- 6, Illinois vs. Arizona, RF, 3-25-2001
- 5, Dayton vs. Illinois, RSF, 3-21-1952
- 5, Saint Joseph's vs. West Virginia, RSF, 3-13-1959
- 5, DePaul vs. VMI, RSF, 3-18-1976 (OT)

- 5, Syracuse vs. Virginia, RSF, 3-22-1984
- 5, Washington vs. UConn, RSF, 3-24-2006 (OT)

TWO-TEAM RECORDS

POINTS

- 232, UNLV (131) vs. Loyola Marymount (101), RF, 3-25-1990
- 227, Iowa (121) vs. Notre Dame (106), R3d, 3-14-1970
- 225, Houston (119) vs. Notre Dame (106), R3d, 3-20-1971
- 223, Arizona (114) vs. UNLV (109), RSF, 3-18-1976 (OT)
- 214, Oklahoma City (112) vs. BYU (102), R3d, 3-13-1965

FEWEST POINTS

- 46, Pittsburgh (26) vs. North Carolina (20), RF, 3-21-1941
- 59, Duquesne (30) vs. Western Ky. (29), RF, 3-22-1940
- 70, Southern California (38) vs. Colorado (32), RF, 3-22-1940
- 72, Villanova (42) vs. Brown (30), RF, 3-17-1939
- 72, Indiana (48) vs. Springfield (24), RF, 3-22-1940

FIELD GOALS

- 97, Iowa (52) vs. Notre Dame (45), R3d, 3-14-1970
- 91, UCLA (51) vs. Dayton (40), RSF, 3-14-1974 (3 OT)
- 86, six tied (most recent: UNLV [51] vs. Loyola Marymount [35], RF, 3-25-1990)

- 96, Kentucky (50) vs. *Austin Peay (46), RSF, 3-15-1973 (OT)

FIELD GOALS ATTEMPTED

- 195, Iowa (98) vs. Notre Dame (97), R3d, 3-14-1970
- 194, Indiana (106) vs. Miami (OH) (88), R3d, 3-15-1958
- 194, Houston (100) vs. Pacific (94), R3d, 3-12-1966
- 188, Saint Joseph's (103) vs. West Virginia (85), R3d, 3-12-1960

- 196, *Austin Peay (99) vs. Kentucky (97), RSF, 3-15-1973 (OT)

THREE-POINT FIELD GOALS

- 29, West Virginia (18) vs. Louisville (11), RF, 3-26-2005 (OT)
- 27, Purdue (15) vs. Tennessee (12), RSF, 3-28-2019
- 25, Kansas (15) vs. Purdue (10), RSF, 3-23-2017
- 24, Loyola Marymount (17) vs. UNLV (7), RF, 3-25-1990
- 24, Tennessee (16) vs. Ohio St. (8), RSF, 3-22-2007
- 24, Indiana (13) vs. North Carolina (11), RSF, 3-25-2016
- 24, Auburn (17) vs. North Carolina (7), RSF, 3-29-2019
- 24, Michigan St. (13) vs. Kansas St. (11), RSF, 3-23-2023 (OT)
- 24, Alabama (16) vs. Clemson (8), RF, 3-30-2024

THREE-POINT FIELD GOALS

ATTEMPTED

- 71, BYU (37) vs. Florida (34), RSF, 3-24-2011
- 65, Auburn (37) vs. North Carolina (28), RSF, 3-29-2019
- 62, Alabama (36) vs. Clemson (26), RF, 3-30-2024
- 59, Loyola Marymount (41) vs. UNLV (18), RF, 3-25-1990
- 59, Purdue (32) vs. Virginia (27), RF, 3-30-2019

- 65, *Kansas (36) vs. Duke (29), RF, 3-25-2018 (OT)

FREE THROWS

- 68, Iowa (35) vs. Morehead St. (33), RSF, 3-16-1956
- 68, Oklahoma City (35) vs. Kansas St. (33), RSF, 3-16-1956
- 64, Bradley (38) vs. Colorado (26), RSF, 3-12-1954
- 63, Seattle U. (39) vs. Utah (24), R3d, 3-12-1955
- 63, La Salle (35) vs. Canisius (28), RF, 3-12-1955
- 63, Arizona (43) vs. Illinois (20), RF, 3-25-2001

FREE THROWS ATTEMPTED

- 105, Morehead St. (53) vs. Iowa (52), RSF, 3-16-1956
- 92, Oklahoma City (48) vs. Kansas St. (44), RSF, 3-16-1956
- 92, Seattle U. (52) vs. UCLA (40), R3d, 3-17-1956
- 89, NYU (49) vs. Saint Joseph's (40), R3d, 3-17-1962
- 88, Seattle U. (51) vs. Utah (37), R3d, 3-12-1955

REBOUNDS

- 132, Pacific (67) vs. Houston (65), R3d, 3-12-1966
- 131, Houston (76) vs. TCU (55), RF, 3-16-1968
- 130, UCLA (76) vs. Weber St. (54), RSF, 3-18-1972
- 128, UCLA (72) vs. Seattle U. (56), R3d, 3-17-1956
- 126, Drake (66) vs. Notre Dame (60), RSF, 3-18-1971 (OT)

ASSISTS

- 58, UNLV (35) vs. Loyola Marymount (23), RF, 3-25-1990
- 51, Arkansas (31) vs. Tulsa (20), RSF, 3-25-1994
- 47, North Carolina (25) vs. Louisville (22), RSF, 3-20-1986
- 47, Kentucky (24) vs. Duke (23), RF, 3-28-1992 (OT)
- 44, North Carolina (24) vs. Michigan (20), RSF, 3-23-1989
- 44, UConn (22) vs. Maryland (22), RSF, 3-23-1995
- 44, Louisville (29) vs. Arizona (15), RSF, 3-27-2009
- 44, Kansas St. (28) vs. Michigan St. (18), RSF, 3-23-2023 (OT)

BLOCKED SHOTS

- 20, Kentucky (14) vs. UCLA (6), RSF, 3-20-1998
- 17, Duke (11) vs. Temple (6), RF, 3-26-1988
- 17, Kansas (11) vs. NC State (6), RSF, 3-23-2012
- 17, Wichita St. (9) vs. Ohio St. (8), RF, 3-30-2013
- 16, Massachusetts (9) vs. Tulsa (7), RSF, 3-24-1995

16, Marquette (8) vs. North Carolina (8), RSF, 3-25-2011

STEALS

32, Kansas (17) vs. UCLA (15), RF, 3-24-2007
27, Loyola Marymount (14) vs. UNLV (13), RF, 3-25-1990
27, Duke (17) vs. UCLA (10), RSF, 3-22-2001
26, Duke (17) vs. St. John's (NY) (9), RF, 3-24-1991
26, Syracuse (13) vs. Oklahoma (13), RF, 3-30-2003
26, Washington (19) vs. UConn (7), RSF, 3-24-2006 (OT)

PERSONAL FOULS

68, Iowa (35) vs. Morehead St. (33), RSF, 3-16-1956
63, UNLV (34) vs. Arizona (29), RSF, 3-18-1976
61, Dayton (41) vs. Illinois (20), RSF, 3-21-1952
61, Colorado (34) vs. Bradley (27), RSF, 3-12-1954
60, UCLA (36) vs. Seattle U. (24), R3d, 3-17-1956
60, Seattle U. (31) vs. UCLA (29), RSF, 3-13-1964

SWEET 16 RECORDS

Sweet 16 Records begin in 1975, the first year that all teams in the tournament would be required to win at least one game to advance to the Sweet 16. The 2020 championship was canceled due to the COVID-19 pandemic but did not count against those with consecutive year streaks.

MOST APPEARANCES IN THE SWEET 16

31	North Carolina	1975-2024
29	Duke	1978-2024
27	*Kentucky	1975-2019
23	*Kansas	1981-2022
22	*UCLA	1975-2023
20	*Syracuse	1975-2021
19	*Arizona	1976-2024
19	Michigan St.	1978-2023
17	Indiana	1975-2016
17	*Louisville	1975-2009
16	*UConn	1976-2024
14	Gonzaga	1999-2024
13	Arkansas	1978-2023
13	Michigan	1976-2022
13	Purdue	1980-2024
13	Villanova	1978-2022
11	Alabama	1976-2024
11	Georgetown	1980-2007
11	Maryland	1975-2003
10	*Florida	1987-2017
10	Notre Dame	1979-2016
10	Oklahoma	1979-2016
10	UNLV	1975-2007
10	Virginia	1981-2019
10	Wisconsin	2000-17
9	Illinois	1981-2024
9	Marquette	1976-2024
9	*Ohio St.	1980-2013
9	Tennessee	1981-2024
9	Utah	1977-2005
9	Xavier	1990-2023
8	Houston	1982-2024
8	NC State	1983-2024
8	Texas	1990-2023
8	West Virginia	1998-2018

MOST CONSECUTIVE APPEARANCES IN THE SWEET 16

13	North Carolina	1981-93
9	Duke	1998-2006
9	Gonzaga	2015-24
7	Duke	1986-92
6	UCLA	1975-80
5	Houston	2019-24
5	Kansas	1993-97
5	Kentucky	1995-99
5	Michigan	2017-22
5	Notre Dame	1975-79
4	Arkansas	1993-96
4	Florida	2011-14
4	Indiana	1991-94
4	Kansas	2001-04
4	Memphis	1982-85
4	Michigan St.	1998-2001
4	Michigan St.	2012-15
4	Ohio St.	2010-13
4	Virginia	1981-84
4	Wisconsin	2014-17

CURRENT MOST CONSECUTIVE APPEARANCES IN THE SWEET 16

9	Gonzaga	2015-24
5	Houston	2019-24
2	Alabama	2023-24
2	Creighton	2023-24
2	San Diego St.	2023-24
2	Tennessee	2023-24
2	UConn	2023-24
1	Arizona	2024
1	Clemson	2024
1	Duke	2024
1	Illinois	2024
1	Iowa St.	2024
1	Marquette	2024
1	NC State	2024
1	North Carolina	2024
1	Purdue	2024

**Does not include vacated appearances.*

SWEET 16 BY SEEDS

1979	1980	1981	1982	1983	1984	1985	1986	1987	1988	1989	1990	1991	1992	1993	1994
1	1	1	1	1	1	1	1	1	1	1	1	1	1	1	1
1	1	1	1	1	1	1	1	1	1	1	1	1	1	1	1
1	1	2	1	1	1	1	1	1	1	1	1	1	1	1	1
2	2	2	2	1	1	2	2	1	1	1	2	1	2	1	2
2	2	3	2	2	2	2	2	2	2	2	3	2	2	2	2
2	2	3	2	2	2	2	3	2	2	2	4	2	2	2	2
3	3	4	2	3	3	3	4	2	2	2	4	2	3	3	3
3	4	4	3	3	3	3	5	3	3	2	5	3	3	3	3
3	4	5	3	3	4	4	5	5	4	3	6	3	4	4	3
4	5	5	3	4	4	5	6	5	5	3	6	3	4	4	4
4	5	6	4	4	5	5	7	5	5	3	7	4	4	5	4
5	6	6	4	4	5	7	7	6	6	4	7	4	6	6	5
5	6	7	4	4	6	8	8	6	6	4	8	4	6	6	6
6	6	7	5	6	6	11	11	6	7	5	10	10	7	7	9
9	8	8	6	7	7	11	12	10	11	5	11	11	9	7	10
10	10	9	8	10	10	12	14	12	13	11	12	12	12	12	12
61	66	73	51	56	61	78	89	68	70	50	88	64	67	65	68

1995	1996	1997	1998	1999	2000	2001	2002	2003	2004	2005	2006	2007	2008	2009	2010
1	1	1	1	1	1	1	1	1	1	1	1	1	1	1	1
1	1	1	1	1	1	1	1	1	1	1	1	1	1	1	1
1	1	1	1	1	2	1	1	1	2	1	1	1	1	1	1
1	2	1	2	1	3	1	2	1	2	1	1	1	1	1	2
2	2	2	2	2	4	2	2	2	3	2	2	2	2	2	2
2	2	2	2	3	4	2	2	2	3	2	2	2	2	2	2
2	2	4	3	3	4	3	3	3	3	3	3	2	3	2	3
2	3	4	3	4	5	3	3	3	4	4	3	3	3	2	4
3	3	4	4	5	6	4	4	3	4	5	4	3	3	3	5
4	3	5	4	6	6	4	4	5	5	5	4	3	3	3	5
4	4	6	5	6	6	5	5	5	5	6	5	4	4	3	6
5	4	6	6	10	7	6	6	5	6	6	6	5	5	3	6
5	5	6	8	10	8	7	8	6	7	6	7	5	7	4	9
6	6	10	10	10	8	10	10	7	8	7	7	5	10	4	10
6	8	10	11	12	10	11	11	10	9	10	11	6	12	5	11
6	12	14	13	13	10	12	12	12	10	12	13	7	12	12	12
51	59	77	76	88	85	73	83	67	73	72	71	51	70	49	80

2011	2012	2013	2014	2015	2016	2017	2018	2019	^2020	2021	2022	2023	2024
1	1	1	1	1	1	1	1	1		1	1	1	1
1	1	1	1	1	1	1	1	1		1	1	1	1
1	1	1	1	1	1	1	2	1		1	1	2	1
2	1	2	2	2	1	2	2	1		2	2	2	1
2	2	2	2	2	2	2	3	2		2	2	3	2
2	2	2	3	3	2	3	3	2		3	3	3	2
3	3	3	4	3	3	3	4	2		4	3	3	2
3	3	3	4	4	3	3	5	2		5	4	4	2
4	4	3	4	4	4	4	5	3		5	4	4	3
4	4	4	4	5	4	4	5	3		6	4	5	3
5	4	4	6	5	5	4	7	3		7	5	5	4
8	6	6	7	6	5	4	7	3		8	8	6	4
10	7	9	8	7	6	7	9	4		11	11	7	5
11	10	12	10	7	7	7	9	4		11	11	8	5
11	11	13	11	8	10	8	11	5		12	11	9	6
12	13	15	11	11	11	11	11	12		15	15	15	11
80	73	81	79	70	66	57	85	49		94	86	78	53

^Championship canceled due to COVID-19 pandemic

SWEET 16 TEAMS AND CONFERENCES

Since the NCAA tournament expanded in 1985, it takes at least two tournament wins to reach the Sweet 16.

1985

Seed	Team	Conference
2	Georgia Tech	Atlantic Coast
5	Maryland	Atlantic Coast
2	North Carolina	Atlantic Coast
3	NC State	Atlantic Coast
11	Boston College	Big East
1	Georgetown	Big East
1	St. John's (NY)	Big East
8	Villanova	Big East
1	Oklahoma	Big Eight
3	Illinois	Big Ten
2	*Memphis	Metro
4	Loyola Chicago	Midwestern
7	Alabama	Southeastern
11	Auburn	Southeastern
12	Kentucky	Southeastern
5	Louisiana Tech	Southland

1986

Seed	Team	Conference
1	Duke	Atlantic Coast
2	Georgia Tech	Atlantic Coast
3	North Carolina	Atlantic Coast
6	NC State	Atlantic Coast
7	Iowa St.	Big Eight
1	Kansas	Big Eight
5	Michigan St.	Big Ten
7	Navy	Colonial
12	*DePaul	Independent
2	Louisville	Metro
14	Cleveland St.	Mid-Continent
4	UNLV	Pacific Coast
5	Alabama	Southeastern
8	Auburn	Southeastern
1	Kentucky	Southeastern
11	LSU	Southeastern

1987

Seed	Team	Conference
5	Duke	Atlantic Coast
1	North Carolina	Atlantic Coast
1	Georgetown	Big East
6	Providence	Big East
2	Syracuse	Big East
5	Kansas	Big Eight
6	Oklahoma	Big Eight
1	Indiana	Big Ten
2	Iowa	Big Ten
3	*DePaul	Independent
5	Notre Dame	Independent
1	UNLV	Pacific Coast
2	*Alabama	Southeastern
6	*Florida	Southeastern
10	LSU	Southeastern

Seed	Team	Conference
12	Wyoming	Western Athletic

1988

Seed	Team	Conference
11	Rhode Island	Atlantic 10
1	Temple	Atlantic 10
2	Duke	Atlantic Coast
2	North Carolina	Atlantic Coast
6	Villanova	Big East
6	Kansas	Big Eight
4	Kansas St.	Big Eight
1	Oklahoma	Big Eight
5	Iowa	Big Ten
3	Michigan	Big Ten
1	Purdue	Big Ten
13	Richmond	Colonial
5	Louisville	Metro
1	Arizona	Pacific-10
2	*Kentucky	Southeastern
7	Vanderbilt	Southeastern

1989

Seed	Team	Conference
2	Duke	Atlantic Coast
2	North Carolina	Atlantic Coast
5	NC State	Atlantic Coast
5	Virginia	Atlantic Coast
1	Georgetown	Big East
3	Seton Hall	Big East
2	Syracuse	Big East
3	Missouri	Big Eight
1	Oklahoma	Big Eight
1	Illinois	Big Ten
2	Indiana	Big Ten
3	Michigan	Big Ten
11	Minnesota	Big Ten
4	UNLV	Big West
4	Louisville	Metro
1	Arizona	Pacific-10

1990

Seed	Team	Conference
5	*Clemson	Atlantic Coast
3	Duke	Atlantic Coast
4	Georgia Tech	Atlantic Coast
8	North Carolina	Atlantic Coast
2	Syracuse	Big East
1	UConn	Big East
1	Michigan St.	Big Ten
6	Minnesota	Big Ten
1	UNLV	Big West
12	Ball St.	Mid-American
6	Xavier	Midwestern
7	UCLA	Pacific-10
7	Alabama	Southeastern
4	Arkansas	Southwest
10	Texas	Southwest
11	Loyola Marymount	West Coast

1991

Seed	Team	Conference
10	Temple	Atlantic 10
2	Duke	Atlantic Coast
1	North Carolina	Atlantic Coast
3	Seton Hall	Big East
4	St. John's (NY)	Big East
11	UConn	Big East
3	Kansas	Big Eight
3	Oklahoma St.	Big Eight
2	Indiana	Big Ten
1	Ohio St.	Big Ten
1	UNLV	Big West
12	Eastern Mich.	Mid-American
2	Arizona	Pacific-10
4	Alabama	Southeastern
1	Arkansas	Southwest
4	Utah	Western Athletic

1992

Seed	Team	Conference
3	Massachusetts	Atlantic 10
1	Duke	Atlantic Coast
3	Florida St.	Atlantic Coast
7	Georgia Tech	Atlantic Coast
4	North Carolina	Atlantic Coast
4	Seton Hall	Big East
2	Oklahoma St.	Big Eight
2	Indiana	Big Ten
6	Michigan	Big Ten
1	Ohio St.	Big Ten
12	*New Mexico St.	Big West
4	Cincinnati	Great Midwest
6	Memphis	Great Midwest
1	UCLA	Pacific-10
2	Kentucky	Southeastern (E)
9	UTEP	Western Athletic

1993

Seed	Team	Conference
12	George Washington	Atlantic 10
7	Temple	Atlantic 10
3	Florida St.	Atlantic Coast
1	North Carolina	Atlantic Coast
6	Virginia	Atlantic Coast
5	Wake Forest	Atlantic Coast
2	Kansas	Big Eight
1	Indiana	Big Ten
1	*Michigan	Big Ten
2	Cincinnati	Great Midwest
4	Louisville	Metro
6	California	Pacific-10
1	Kentucky	Southeastern (E)
3	Vanderbilt	Southeastern (E)
4	Arkansas	Southeastern (W)
7	Western Ky.	Sun Belt

1994

Seed	Team	Conference
2	Duke	Atlantic Coast
10	Maryland	Atlantic Coast

Seed	Team	Conference
9	Boston College	Big East
4	Syracuse	Big East
2	UConn	Big East
4	Kansas	Big Eight
1	*Missouri	Big Eight
5	Indiana	Big Ten
3	Michigan	Big Ten
1	Purdue	Big Ten
6	Marquette	Great Midwest
3	Louisville	Metro
12	Tulsa	Missouri Valley
2	Arizona	Pacific-10
3	Florida	Southeastern (E)
1	Arkansas	Southeastern (W)

1995

Seed	Team	Conference
2	Massachusetts	Atlantic 10
3	Maryland	Atlantic Coast
2	North Carolina	Atlantic Coast
4	Virginia	Atlantic Coast
1	Wake Forest	Atlantic Coast
6	Georgetown	Big East
2	UConn	Big East
1	Kansas	Big Eight
4	Oklahoma St.	Big Eight
6	Memphis	Great Midwest
6	Tulsa	Missouri Valley
5	*Arizona St.	Pacific-10
1	UCLA	Pacific-10
1	Kentucky	Southeastern (E)
2	Arkansas	Southeastern (W)
5	Mississippi St.	Southeastern (W)

1996

Seed	Team	Conference
1	*Massachusetts	Atlantic 10 (E)
3	Georgia Tech	Atlantic Coast
2	Wake Forest	Atlantic Coast
1	*UConn	Big East (6)
2	Georgetown	Big East (7)
4	Syracuse	Big East (7)
2	Kansas	Big Eight
2	Cincinnati	Conference USA (B)
6	Louisville	Conference USA (W)
3	Arizona	Pacific-10
8	Georgia	Southeastern (E)
1	Kentucky	Southeastern (E)
12	Arkansas	Southeastern (W)
5	Mississippi St.	Southeastern (W)
3	*Texas Tech	Southwest
4	Utah	Western Athletic

1997

Seed	Team	Conference
4	Saint Joseph's	Atlantic 10 (E)
4	Clemson	Atlantic Coast
1	North Carolina	Atlantic Coast
6	Iowa St.	Big 12
1	Kansas	Big 12
10	Texas	Big 12

Seed	Team	Conference
10	Providence	Big East (7)
1	*Minnesota	Big Ten
6	Louisville	Conference USA (W)
4	Arizona	Pacific-10
5	California	Pacific-10
6	Stanford	Pacific-10
2	UCLA	Pacific-10
1	Kentucky	Southeastern (E)
14	Chattanooga	Southern (S)
2	Utah	Western Athletic (M)

1998

Seed	Team	Conference
8	Rhode Island	Atlantic 10 (E)
1	Duke	Atlantic Coast
4	Maryland	Atlantic Coast
1	North Carolina	Atlantic Coast
2	UConn	Big East (6)
10	West Virginia	Big East (6)
5	Syracuse	Big East (7)
4	Michigan St.	Big Ten
2	Purdue	Big Ten
13	Valparaiso	Mid-Continent
1	Arizona	Pacific-10
3	Stanford	Pacific-10
6	UCLA	Pacific-10
11	Washington	Pacific-10
2	Kentucky	Southeastern (E)
3	Utah	Western Athletic (M)

1999

Seed	Team	Conference
6	Temple	Atlantic 10 (E)
1	Duke	Atlantic Coast
2	Maryland	Atlantic Coast
13	Oklahoma	Big 12
3	St. John's (NY)	Big East
1	UConn	Big East
5	Iowa	Big Ten
1	Michigan St.	Big Ten
4	*Ohio St.	Big Ten
10	Purdue	Big Ten
10	Miami (OH)	Mid-American (E)
12	Missouri St.	Missouri Valley
6	Florida	Southeastern (E)
3	Kentucky	Southeastern (E)
1	Auburn	Southeastern (W)
10	Gonzaga	West Coast

2000

Seed	Team	Conference
1	Duke	Atlantic Coast
8	North Carolina	Atlantic Coast
2	Iowa St.	Big 12
3	Oklahoma St.	Big 12
6	Miami (FL)	Big East
10	Seton Hall	Big East
4	Syracuse	Big East
1	Michigan St.	Big Ten
6	Purdue	Big Ten
8	Wisconsin	Big Ten

Seed	Team	Conference
6	UCLA	Pacific-10
5	Florida	Southeastern (E)
4	Tennessee	Southeastern (E)
4	LSU	Southeastern (W)
10	Gonzaga	West Coast
7	Tulsa	Western Athletic

2001

Seed	Team	Conference
11	Temple	Atlantic 10
1	Duke	Atlantic Coast
3	Maryland	Atlantic Coast
4	Kansas	Big 12
10	Georgetown	Big East (W)
1	Illinois	Big Ten
1	Michigan St.	Big Ten
7	Penn St.	Big Ten
5	Cincinnati	Conference USA (A)
2	Arizona	Pacific-10
6	Southern California	Pacific-10
1	Stanford	Pacific-10
4	UCLA	Pacific-10
2	Kentucky	Southeastern (E)
3	Ole Miss	Southeastern (W)
12	Gonzaga	West Coast

2002

Seed	Team	Conference
1	Duke	Atlantic Coast
1	Maryland	Atlantic Coast
1	Kansas	Big 12
12	Missouri	Big 12
2	Oklahoma	Big 12
6	Texas	Big 12
2	UConn	Big East (E)
3	Pittsburgh	Big East (W)
4	Illinois	Big Ten
5	Indiana	Big Ten
10	Kent St.	Mid-American (E)
11	Southern Ill.	Missouri Valley
3	Arizona	Pacific-10
2	Oregon	Pacific-10
8	UCLA	Pacific-10
4	Kentucky	Southeastern (E)

2003

Seed	Team	Conference
3	Duke	Atlantic Coast
6	Maryland	Atlantic Coast
2	Kansas	Big 12
1	Oklahoma	Big 12
1	Texas	Big 12
5	UConn	Big East (E)
5	Notre Dame	Big East (W)
2	Pittsburgh	Big East (W)
3	Syracuse	Big East (W)
7	Michigan St.	Big Ten
5	Wisconsin	Big Ten
3	Marquette	Conference USA (A)
12	Butler	Horizon
1	Arizona	Pacific-10

Seed	Team	Conference
1	Kentucky	Southeastern (E)
10	Auburn	Southeastern (W)

2004

Seed	Team	Conference
1	Saint Joseph's	Atlantic 10 (E)
7	Xavier	Atlantic 10 (W)
1	Duke	Atlantic Coast
3	Georgia Tech	Atlantic Coast
4	Wake Forest	Atlantic Coast
4	Kansas	Big 12
2	Oklahoma St.	Big 12
3	Texas	Big 12
3	Pittsburgh	Big East
5	Syracuse	Big East
2	UConn	Big East
5	Illinois	Big Ten
9	UAB	Conference USA
6	Vanderbilt	Southeastern (E)
8	Alabama	Southeastern (W)
10	Nevada	Western Athletic

2005

Seed	Team	Conference
1	Duke	Atlantic Coast
1	North Carolina	Atlantic Coast
10	NC State	Atlantic Coast
2	Oklahoma St.	Big 12
6	Texas Tech	Big 12
5	Villanova	Big East
7	West Virginia	Big East
1	Illinois	Big Ten
5	Michigan St.	Big Ten
6	Wisconsin	Big Ten
4	Louisville	Conference USA
12	Milwaukee	Horizon
6	Utah	Mountain West
3	Arizona	Pacific-10
1	Washington	Pacific-10
2	Kentucky	Southeastern (E)

2006

Seed	Team	Conference
4	Boston College	Atlantic Coast
1	Duke	Atlantic Coast
2	Texas	Big 12
7	Georgetown	Big East
1	UConn	Big East
1	Villanova	Big East
6	West Virginia	Big East
11	George Mason	Colonial
1	Memphis	Conference USA
13	Bradley	Missouri Valley
7	Wichita St.	Missouri Valley
2	UCLA	Pacific-10
5	Washington	Pacific-10
3	Florida	Southeastern (E)
4	LSU	Southeastern (W)
3	Gonzaga	West Coast

2007

Seed	Team	Conference
1	North Carolina	Atlantic Coast
1	Kansas	Big 12
3	Texas A&M	Big 12
2	Georgetown	Big East
3	Pittsburgh	Big East
1	Ohio St.	Big Ten
2	Memphis	Conference USA
5	Butler	Horizon
4	Southern Ill.	Missouri Valley
7	UNLV	Mountain West
3	Oregon	Pacific-10
5	Southern California	Pacific-10
2	UCLA	Pacific-10
1	Florida	Southeastern (E)
5	Tennessee	Southeastern (E)
6	Vanderbilt	Southeastern (E)

2008

Seed	Team	Conference
3	Xavier	Atlantic 10
1	North Carolina	Atlantic Coast
1	Kansas	Big 12
2	Texas	Big 12
3	Louisville	Big East
12	Villanova	Big East
7	West Virginia	Big East
5	Michigan St.	Big Ten
3	Wisconsin	Big Ten
1	*Memphis	Conference USA
3	Stanford	Pacific-10
1	UCLA	Pacific-10
4	Washington St.	Pacific-10
2	Tennessee	Southeastern (E)
10	Davidson	Southern (S)
12	Western Ky.	Sun Belt (E)

2009

Seed	Team	Conference
4	Xavier	Atlantic 10
2	Duke	Atlantic Coast
1	North Carolina	Atlantic Coast
3	Kansas	Big 12
3	Missouri	Big 12
2	Oklahoma	Big 12
1	Louisville	Big East
1	Pittsburgh	Big East
3	Syracuse	Big East
1	UConn	Big East
3	Villanova	Big East
2	Michigan St.	Big Ten
5	Purdue	Big Ten
2	Memphis	Conference USA
12	Arizona	Pacific-10
4	Gonzaga	West Coast

2010

Seed	Team	Conference
6	Xavier	Atlantic 10

Seed	Team	Conference
1	Duke	Atlantic Coast
3	Baylor	Big 12
2	Kansas St.	Big 12
1	Syracuse	Big East
2	West Virginia	Big East
5	Michigan St.	Big Ten
2	Ohio St.	Big Ten
4	Purdue	Big Ten
5	Butler	Horizon
12	Cornell	Ivy
9	UNI	Missouri Valley
11	Washington	Pacific-10
1	Kentucky	Southeastern (E)
6	Tennessee	Southeastern (E)
10	Saint Mary's (CA)	West Coast

2011

Seed	Team	Conference
12	Richmond	Atlantic 10
1	Duke	Atlantic Coast
10	Florida St.	Atlantic Coast
2	North Carolina	Atlantic Coast
1	Kansas	Big 12
11	Marquette	Big East
3	UConn	Big East
1	Ohio St.	Big Ten
4	Wisconsin	Big Ten
11	VCU	Colonial
8	Butler	Horizon
3	BYU	Mountain West
2	San Diego St.	Mountain West
5	Arizona	Pacific-10
2	Florida	Southeastern (E)
4	Kentucky	Southeastern (E)

2012

Seed	Team	Conference
10	Xavier	Atlantic 10
1	North Carolina	Atlantic Coast
11	NC State	Atlantic Coast
3	Baylor	Big 12
2	Kansas	Big 12
6	Cincinnati	Big East
4	*Louisville	Big East
3	Marquette	Big East
1	Syracuse	Big East
4	Indiana	Big Ten
1	Michigan St.	Big Ten
2	Ohio St.	Big Ten
4	Wisconsin	Big Ten
13	Ohio	Mid-American (E)
7	Florida	Southeastern
1	Kentucky	Southeastern

2013

Seed	Team	Conference
13	La Salle	Atlantic 10
2	Duke	Atlantic Coast
2	Miami (FL)	Atlantic Coast
15	FGCU	Atlantic Sun
1	Kansas	Big 12

Seed	Team	Conference
1	*Louisville	Big East
3	Marquette	Big East
4	Syracuse	Big East
1	Indiana	Big Ten
4	Michigan	Big Ten
3	Michigan St.	Big Ten
2	Ohio St.	Big Ten
9	Wichita St.	Missouri Valley
6	Arizona	Pac-12
12	Oregon	Pac-12
3	Florida	Southeastern

2014

Seed	Team	Conference
4	*Louisville	American
7	UConn	American
11	Dayton	Atlantic 10
1	Virginia	Atlantic Coast
6	Baylor	Big 12
3	Iowa St.	Big 12
2	Michigan	Big Ten
4	Michigan St.	Big Ten
2	Wisconsin	Big Ten
4	San Diego St.	Mountain West
1	Arizona	Pac-12
10	Stanford	Pac-12
4	UCLA	Pac-12
1	Florida	Southeastern
8	Kentucky	Southeastern
11	Tennessee	Southeastern

2015

Seed	Team	Conference
1	Duke	Atlantic Coast
4	*Louisville	Atlantic Coast
4	North Carolina	Atlantic Coast
8	NC State	Atlantic Coast
3	Notre Dame	Atlantic Coast
3	Oklahoma	Big 12
5	West Virginia	Big 12
6	Xavier	Big East
7	Michigan St.	Big Ten
1	Wisconsin	Big Ten
7	Wichita St.	Missouri Valley
2	Arizona	Pac-12
11	UCLA	Pac-12
5	Utah	Pac-12
1	Kentucky	Southeastern
2	Gonzaga	West Coast

2016

Seed	Team	Conference
4	Duke	Atlantic Coast
3	Miami (FL)	Atlantic Coast
1	North Carolina	Atlantic Coast
6	Notre Dame	Atlantic Coast
10	Syracuse	Atlantic Coast
1	Virginia	Atlantic Coast
4	Iowa St.	Big 12
1	Kansas	Big 12

Seed	Team	Conference
2	Oklahoma	Big 12
2	Villanova	Big East
5	Indiana	Big Ten
5	Maryland	Big Ten
7	Wisconsin	Big Ten
1	Oregon	Pac-12
3	Texas A&M	Southeastern
11	Gonzaga	West Coast

2017

Seed	Team	Conference
1	North Carolina	Atlantic Coast
3	Baylor	Big 12
1	Kansas	Big 12
4	West Virginia	Big 12
4	Butler	Big East
11	Xavier	Big East
7	Michigan	Big Ten
4	Purdue	Big Ten
8	Wisconsin	Big Ten
2	*Arizona	Pac-12
3	Oregon	Pac-12
3	UCLA	Pac-12
4	Florida	Southeastern
2	Kentucky	Southeastern
7	South Carolina	Southeastern
1	Gonzaga	West Coast

2018

Seed	Team	Conference
5	Clemson	Atlantic Coast
2	Duke	Atlantic Coast
9	Florida St.	Atlantic Coast
11	Syracuse	Atlantic Coast
1	*Kansas	Big 12
9	Kansas St.	Big 12
3	Texas Tech	Big 12
5	West Virginia	Big 12
1	Villanova	Big East
3	Michigan	Big Ten
2	Purdue	Big Ten
11	Loyola Chicago	Missouri Valley
7	Nevada	Mountain West
5	Kentucky	Southeastern
7	Texas A&M	Southeastern
4	Gonzaga	West Coast

2019

Seed	Team	Conference
3	Houston	American
1	Duke	Atlantic Coast
4	Florida St.	Atlantic Coast
1	North Carolina	Atlantic Coast
1	Virginia	Atlantic Coast
4	Virginia Tech	Atlantic Coast
3	Texas Tech	Big 12
2	Michigan	Big Ten
2	Michigan St.	Big Ten
3	Purdue	Big Ten
12	Oregon	Pac-12

Seed	Team	Conference
5	Auburn	Southeastern
2	Kentucky	Southeastern
3	LSU	Southeastern
2	Tennessee	Southeastern
1	Gonzaga	West Coast

2020

Championship canceled due to COVID-19 pandemic.

2021

Seed	Team	Conference
2	Houston	American Athletic
4	Florida St.	Atlantic Coast
11	Syracuse	Atlantic Coast
1	Baylor	Big 12
5	Villanova	Big East
5	Creighton	Big East
1	Michigan	Big Ten
8	Loyola Chicago	Missouri Valley
6	Southern California	Pac-12
7	Oregon	Pac-12
11	UCLA	Pac-12
12	Oregon St.	Pac-12
2	Alabama	Southeastern
3	Arkansas	Southeastern
15	Oral Roberts	Summit
1	Gonzaga	West Coast

2022

Seed	Team	Conference
5	Houston	American Athletic
2	Duke	Atlantic Coast
11	Miami (Fl.)	Atlantic Coast
8	North Carolina	Atlantic Coast
4	Providence	Big East
2	Villanova	Big East
11	Michigan	Big Ten
3	Purdue	Big Ten
11	Iowa St.	Big 12
1	Kansas	Big 12
3	Texas Tech	Big 12
15	Saint Peter's	Metro Atlantic
1	Arizona	Pac-12
4	UCLA	Pac-12
4	Arkansas	Southeastern
1	Gonzaga	West Coast

2023

Seed	Team	Conference
1	Houston	American Athletic
5	Miami (FL)	Atlantic Coast
6	Creighton	Big East
4	UConn	Big East
3	Xavier	Big East
7	Michigan St.	Big Ten
3	Kansas St.	Big 12
2	Texas	Big 12
9	Fla. Atlantic	Conference USA
15	Princeton	Ivy

Seed	Team	Conference
5	San Diego St.	Mountain West
2	UCLA	Pac-12
1	Alabama	Southeastern
8	Arkansas	Southeastern
4	Tennessee	Southeastern
3	Gonzaga	West Coast

2024

Seed	Team	Conference
6	Clemson	Atlantic Coast
4	Duke	Atlantic Coast
1	North Carolina	Atlantic Coast
10	NC State	Atlantic Coast
3	Creighton	Big East
2	Marquette	Big East
1	UConn	Big East
3	Illinois	Big Ten
1	Purdue	Big Ten
1	Houston	Big 12
2	Iowa St.	Big 12
5	San Diego St.	Mountain West
2	Arizona	Pac-12
4	Alabama	Southeastern
2	Tennessee	Southeastern
5	Gonzaga	West Coast

**Appearance later vacated by Committee on Infractions.*

ELITE 8 RECORDS

Elite 8 Records begin in 1951, the first year that all teams in the tournament would be required to win at least one game to advance to the Elite 8. The 2020 championship was canceled due to the COVID-19 pandemic but did not count against those with consecutive year streaks.

MOST APPEARANCES IN THE ELITE EIGHT

34	Kentucky	1951-2019
27	North Carolina	1957-2022
24	Duke	1960-2024
22	*Kansas	1952-2022
22	*UCLA	1962-2022
14	Michigan St.	1957-2019
13	Kansas St.	1951-2023
13	UConn	1964-2024
12	Arizona	1976-2022
12	*Michigan	1964-2022
12	Villanova	1962-2022
11	*Louisville	1959-2009
10	Indiana	1953-2002
9	Florida	1994-2017
9	*Ohio St.	1960-2013
9	*Syracuse	1957-2016
8	Cincinnati	1959-96
8	Georgetown	1980-2007
8	Illinois	1951-2024
8	Oklahoma St.	1951-2004
7	Houston	1967-2022
7	Marquette	1955-2013
7	Notre Dame	1953-2016
7	San Francisco	1955-74
7	Temple	1956-2001
7	Virginia	1981-2019

MOST CONSECUTIVE APPEARANCES IN THE ELITE EIGHT

10	UCLA	1967-76
5	Cincinnati	1959-63
5	Duke	1988-92
5	Kentucky	1995-99
4	California	1957-60
4	Florida	2011-14
3	Drake	1969-71
3	Houston	1982-84
3	Kansas	2002-04
3	Kentucky	1956-58
3	Kentucky	2010-12
3	Michigan	1964-66
3	Michigan	1992-94
3	Michigan St.	1999-2001
3	UNLV	1989-91
3	North Carolina	1967-69
3	North Carolina	1981-83
3	North Carolina	2007-09
3	Ohio St.	1960-62
3	San Francisco	1955-57
3	Santa Clara	1952-54
3	UCLA	2006-08

CURRENT MOST CONSECUTIVE APPEARANCES IN THE ELITE EIGHT

2	UConn	2023-24
1	Alabama	2024
1	Clemson	2024
1	Duke	2024
1	Illinois	2024
1	NC State	2024
1	Purdue	2024
1	Tennessee	2023

**Does not include vacated appearances.*

ELITE 8 BY SEEDS

1979	1980	1981	1982	1983	1984	1985	1986	1987	1988	1989	1990	1991	1992	1993	1994
1	1	1	1	1	1	1	1	1	1	1	1	1	1	1	1
1	2	1	1	1	1	1	1	1	1	1	1	1	1	1	1
1	3	2	2	1	2	1	1	1	1	2	3	1	1	1	1
2	4	3	3	2	2	2	2	1	2	2	4	2	2	1	2
2	5	6	3	3	4	2	6	2	2	3	4	3	2	2	2
2	6	6	4	3	4	2	7	2	4	3	6	3	4	2	3
9	6	8	6	4	7	3	8	6	6	4	10	4	6	3	3
10	8	9	8	6	10	8	11	10	6	5	11	10	6	7	9
28	35	36	28	21	31	20	37	24	23	21	40	25	23	18	22
1995	1996	1997	1998	1999	2000	2001	2002	2003	2004	2005	2006	2007	2008	2009	2010
1	1	1	1	1	1	1	1	1	1	1	1	1	1	1	1
1	1	1	1	1	2	1	1	1	1	1	1	1	1	1	1
2	2	1	1	1	3	1	2	1	2	2	1	1	1	1	2
2	2	2	2	3	5	1	2	1	2	3	2	1	1	1	2
2	2	2	2	3	6	2	2	2	3	4	2	2	2	2	3
2	2	4	3	4	7	3	5	3	4	5	3	2	3	2	5
4	4	6	3	6	8	6	10	3	7	6	4	2	3	3	5
4	5	10	8	10	8	11	12	7	8	7	11	3	10	3	6
18	19	27	21	29	40	26	35	19	28	29	25	13	22	14	25
2011	2012	2013	2014	2015	2016	2017	2018	2019	^2020	2021	2022	2023	2024		
1	1	1	1	1	1	1	1	1		1	1	2	1		
2	1	2	1	1	1	1	1	1		1	2	3	1		
2	1	2	2	1	1	1	2	1		1	2	3	2		
3	2	3	2	2	1	2	3	2		2	4	4	3		
4	2	3	4	2	2	3	3	2		3	5	5	4		
5	3	4	7	3	2	4	9	3		6	8	5	4		
8	4	4	9	4	6	7	9	3		11	10	6	6		
11	7	9	11	7	10	11	11	5		12	15	9	11		
36	21	28	37	21	24	30	39	18		37	47	37	32		

^Championship canceled due to COVID-19 pandemic

ALL-REGIONAL TEAMS

Most outstanding player is indicated by (#) and team's appearance later vacated by the NCAA/Committee on Infractions ().*

1950

Eastern

Norman Mager, CCNY
Ed Roman, CCNY
Dick Dickey, NC State
Sam Ranzino, NC State
Dick Schnittker, Ohio St.

Western

Don Heathington, Baylor
Gene Melchiorre, Bradley
Paul Unruh, Bradley
Joe Nelson, BYU
George Stanich, UCLA

1951

East

Not Available

West

Ed Head, Kansas St.
Jack Stone, Kansas St.
Don Johnson, Oklahoma St.
Gale McArthur, Oklahoma St.
Bob Houbregs, Washington

1952

East (Raleigh, NC)

Cliff Hagan, Kentucky
Jesse Arnelle, Penn St.
Ron MacGilvray, St. John's (NY)
Jack McMahan, St. John's (NY)
Bob Zawoluk, St. John's (NY)

East (Chicago)

Not Available

West (Kansas City, MO)

Bob Kenney, Kansas
Clyde Lovellette, Kansas
Bob Tackett, New Mexico St.
Lou McKenna, Saint Louis
Ray Steiner, Saint Louis

West (Corvallis, OR)

Don Penwell, Oklahoma City
Arnold Short, Oklahoma City
Herbert Schoenstein, Santa Clara
Ken Sears, Santa Clara
Ronnie Livingston, UCLA
George Radovich, Wyoming

1953

East (Raleigh, NC)

Earle Markey, Holy Cross
Togo Palazzi, Holy Cross
Howie Landa, Lebanon Valley
Bob Pettit, LSU
Dickie Hemric, Wake Forest

East (Chicago)

Ron Feiereisel, DePaul
Bob Leonard, Indiana
Don Schlundt, Indiana
Rich Rosenthal, Notre Dame
Ernest Beck, Penn

West (Manhattan, KS)

#Dean Kelley, Kansas
B.H. Born, Kansas
Gil Reich, Kansas
Arnold Short, Oklahoma City
Bob Mattick, Oklahoma St.

West (Corvallis, OR)

Ken Sears, Santa Clara
Johnny O'Brien, Seattle U.
Joe Cipriano, Washington
Bob Houbregs, Washington
Doug McClary, Washington

1954

East (Philadelphia)

#Tom Gola, La Salle
Lee Morton, Cornell
Don Lange, Navy
Vic Molodet, NC State
Mel Thompson, NC State

East (Iowa City, IA)

Bob Leonard, Indiana
Bob Pettit, LSU
Rich Rosenthal, Notre Dame
Jack Stephens, Notre Dame
Jesse Arnelle, Penn St.

West (Stillwater, OK)

Bob Carney, Bradley
Dick Estergard, Bradley
Bob Mattick, Oklahoma St.
Don Lance, Rice
Gene Schwinger, Rice

West (Corvallis, OR)

Sam Beckham, Idaho St.
Ken Sears, Santa Clara
Jim Young, Santa Clara
Roy Irvin, Southern California
Tony Psaltis, Southern California

1955

East (Philadelphia)

Jim McCarthy, Canisius
Tom Gola, La Salle
Harold Haabestad, Princeton
John Devine, Villanova
Robert Schafer, Villanova

East (Evanston, IL)

Not Available

West (Manhattan, KS)

Stan Albeck, Bradley
Burdette Haldorson, Colorado
Tom Harrold, Colorado
Bob Jeangerard, Colorado
Bob Patterson, Tulsa

West (Corvallis, OR)

Swede Halbrook, Oregon St.
K.C. Jones, San Francisco
Jerry Mullen, San Francisco
Bill Russell, San Francisco
Art Bunte, Utah

1956

East

Bob Kelly, Canisius
Hank Nowak, Canisius
Gordon Ruddy, UConn

Hal Lear, Temple
Guy Rodgers, Temple

Midwest

Carl Cain, Iowa
Milton Scheuerman, Iowa
Bill Seaberg, Iowa
Jerry Bird, Kentucky
Bob Burrow, Kentucky
Dan Swartz, Morehead St.

West

Harry Wallace, Kansas St.
Hub Reed, Oklahoma City
Jim Krebs, SMU
Joel Krog, SMU
Bob Mills, SMU

Far West

Gene Brown, San Francisco
Bill Russell, San Francisco
Willie Naulls, UCLA
Art Bunte, Utah
Curtis Jensen, Utah

1957

East

Hank Nowak, Canisius
Stu Murray, Lafayette
Pete Brennan, North Carolina
Tommy Kearns, North Carolina
Lennie Rosenbluth, North Carolina
Gary Clark, Syracuse

Midwest

Gerry Calvert, Kentucky
Johnny Cox, Kentucky
John Green, Michigan St.
Jack Quiggle, Michigan St.
John Riser, Pittsburgh

Midwest

Wilt Chamberlain, Kansas
Maurice King, Kansas
Hub Reed, Oklahoma City
Harold Alcorn, Saint Louis
Jim Krebs, SMU

West

John Benson, BYU
Larry Friend, California
Earl Robinson, California
Gene Brown, San Francisco
Mike Farmer, San Francisco

1958

East

Rudy LaRusso, Dartmouth
Nick Davis, Maryland
Bill Kennedy, Temple
Jay Norman, Temple
Guy Rodgers, Temple

Midwest

Archie Dees, Indiana
Johnny Cox, Kentucky
Vern Hatton, Kentucky
Wayne Embry, Miami (OH)
Tom Hawkins, Notre Dame

Midwest

Oscar Robertson, Cincinnati
Bob Boozer, Kansas St.
Roy DeWitz, Kansas St.
Jack Parr, Kansas St.

Arlen Clark, Oklahoma St.

West

Don McIntosh, California
Earl Robinson, California
Gale Siemen, Idaho St.
Elgin Baylor, Seattle U.
Charles Brown, Seattle U.

1959

East

Bob Cummings, Boston U.
Jay Metzler, Navy
Jack Egan, Saint Joseph's
Joe Spratt, Saint Joseph's
Jerry West, West Virginia

Midwest

Bernie Coffman, Kentucky
Don Goldstein, Louisville
Don Kojis, Marquette
Bob Anderegge, Michigan St.
John Green, Michigan St.

Midwest

Oscar Robertson, Cincinnati
Howie Carl, DePaul
Bob Boozer, Kansas St.
Don Matuszak, Kansas St.
H.E. Kirchner, TCU

West

Al Buch, California
Denny Fitzpatrick, California
Darrall Imhoff, California
Jim Rodgers, Idaho St.
LaRoy Doss, Saint Mary's (CA)

1960

East

Russ Cunningham, NYU
Tom Sanders, NYU
Joe Gallo, Saint Joseph's
Lee Patrone, West Virginia
Jerry West, West Virginia

Midwest

Roger Kaiser, Georgia Tech
Howard Jolliff, Ohio
John Havlicek, Ohio St.
Jerry Lucas, Ohio St.
Al Ellison, Western Ky.

Midwest

Paul Hogue, Cincinnati
Oscar Robertson, Cincinnati
Bill Bridges, Kansas
Wayne Hightower, Kansas
Jay Arnette, Texas

West

Darrall Imhoff, California
Bill McClintock, California
Earl Shultz, California
Chuck Rask, Oregon
James Russi, Santa Clara

1961

East

Peter Campbell, Princeton
Tom Stith, St. Bonaventure
Jack Egan, *Saint Joseph's
Jim Lynam, *Saint Joseph's
Len Chappell, Wake Forest

Mideast

Bill Lickert, Kentucky
John Turner, Louisville
John Havlicek, Ohio St.
Jerry Lucas, Ohio St.
Larry Siegfried, Ohio St.

Midwest

#Bob Wiesenhahn, Cincinnati
#Larry Comley, Kansas St.
Tom Thacker, Cincinnati
Gary Phillips, Houston
Harold Hudgens, Texas Tech

West

Larry Armstrong, Arizona St.
Ed Bento, Loyola Marymount
John Rudometkin, Southern California
Billy McGill, Utah
Jim Rhead, Utah

1962

East

#Len Chappell, Wake Forest
Tom Wynne, Saint Joseph's
Wally Jones, Villanova
Hubie White, Villanova
Billy Packer, Wake Forest

Mideast

#Jerry Lucas, Ohio St.
Cotton Nash, Kentucky
Larry Pursiful, Kentucky
John Havlicek, Ohio St.
Bobby Rascoe, Western Ky.

Midwest

#Paul Hogue, Cincinnati
Tom Thacker, Cincinnati
George Wilson, Cincinnati
Ken Charlton, Colorado
Del Ray Mounts, Texas Tech

West

Terry Baker, Oregon St.
Bob Warlick, Pepperdine
Gary Cunningham, UCLA
John Green, UCLA
Walt Hazzard, UCLA
Cornell Green, Utah St.

1963

East

Art Heyman, Duke
Jeff Mullins, Duke
Barry Kramer, NYU
Tom Wynne, Saint Joseph's
Rod Thorn, West Virginia

Mideast

#Jerry Harkness, Loyola Chicago
Howard Komives, Bowling Green
Nate Thurmond, Bowling Green
Dave Downey, Illinois
Leland Mitchell, Mississippi St.

Midwest

#Ken Charlton, Colorado
Ron Bonham, Cincinnati
Tom Thacker, Cincinnati
George Wilson, Cincinnati
Bud Koper, Oklahoma City

West

Art Becker, Arizona St.
Joe Caldwell, Arizona St.
Terry Baker, Oregon St.

Mel Counts, Oregon St.
Ollie Johnson, San Francisco

1964

East

Thomas Kimball, UConn
Jeff Mullins, Duke
Steve Vacendak, Duke
Bill Bradley, Princeton
Wally Jones, Villanova

Mideast

Les Hunter, Loyola Chicago
Bill Buntin, Michigan
Cazzie Russell, Michigan
Jerry Jackson, Ohio
Don Hilt, Ohio St.

Midwest

Paul Silas, Creighton
Willie Murrell, Kansas St.
Roger Suttner, Kansas St.
Bob Dibler, UTEP
Dave Stallworth, Wichita St.

West

#Walt Hazzard, UCLA
Ollie Johnson, San Francisco
John Tresvant, Seattle U.
Gail Goodrich, UCLA
Troy Collier, Utah St.

1965

East

Larry Lakins, NC State
Bill Bradley, Princeton
Robinson Brown, Princeton
Jim Walker, Providence
Cliff Anderson, Saint Joseph's

Mideast

#Clyde Lee, Vanderbilt
Errol Palmer, DePaul
Bill Buntin, Michigan
Cazzie Russell, Michigan
Keith Thomas, Vanderbilt

Midwest

James King, Oklahoma St.
Carroll Hooser, SMU
Dave Leach, Wichita St.
Kelly Pete, Wichita St.
Vernon Smith, Wichita St.

West

#Ollie Johnson, San Francisco
Gary Gray, Oklahoma City
Joe Ellis, San Francisco
Keith Erickson, UCLA
Gail Goodrich, UCLA

1966

East

#Bob Verga, Duke
Jack Marin, Duke
Steve Vacendak, Duke
Matt Guokas, Saint Joseph's
Dave Bing, Syracuse

Mideast

#Pat Riley, Kentucky
Henry Finkel, Dayton
Louie Dampier, Kentucky
Cazzie Russell, Michigan
Wayne Chapman, Western Ky.

Midwest

#Bobby Joe Hill, UTEP

Walter Wesley, Kansas
Dennis Holman, SMU
Carroll Hooser, SMU
David Lattin, UTEP

West

#Jerome Chambers, Utah
Elvin Hayes, Houston
Rick Whelan, Oregon St.
Charlie White, Oregon St.
Merv Jackson, Utah
Rich Tate, Utah

1967

East

#Bob Lewis, North Carolina
Terry Driscoll, Boston College
Larry Miller, North Carolina
Chris Thomforde, Princeton
Rudy Bogad, St. John's (NY)

Mideast

#Don May, Dayton
Bob Hooper, Dayton
Vernon Payne, Indiana
Ron Widby, Tennessee
Glen Combs, Virginia Tech

Midwest

#Elvin Hayes, Houston
Don Chaney, Houston
Joseph White, Kansas
Wes Unseld, Louisville
Dennis Holman, SMU

West

#Lew Alcindor, UCLA
Dave Fox, Pacific
David Lattin, UTEP
Lucius Allen, UCLA
Mike Warren, UCLA

1968

East

#Rusty Clark, North Carolina
Jim McMillian, Columbia
Mike Maloy, Davidson
Larry Miller, North Carolina
Charlie Scott, North Carolina

Mideast

#Dave Sorenson, Ohio St.
Mike Casey, Kentucky
Dan Issel, Kentucky
Brad Luchini, Marquette
Will Hosket, Ohio St.

Midwest

#Elvin Hayes, Houston
Don Chaney, Houston
Theodis Lee, Houston
Butch Beard, Louisville
Wes Unseld, Louisville

West

#Lew Alcindor, UCLA
Ron Nelson, New Mexico
Bud Ogden, Santa Clara
Lucius Allen, UCLA
Mike Warren, UCLA

1969

East

#Charlie Scott, North Carolina
Doug Cook, Davidson
Mike Maloy, Davidson
Jarrett Durham, Duquesne

Bill Bunting, North Carolina

Mideast

#Rick Mount, Purdue
Dan Issel, Kentucky
Dean Meminger, Marquette
George Thompson, Marquette
Bill Keller, Purdue

Midwest

#Willie McCarter, Drake
Cliff Meely, Colorado
Floyd Kerr, Colorado St.
Dolph Pulliam, Drake
Willie Wise, Drake

West

#Lew Alcindor, UCLA
Jimmy Collins, New Mexico St.
Bud Ogden, Santa Clara
Ken Heitz, UCLA
John Vallely, UCLA
Justus Thigpen, Weber St.

1970

East

#Bob Lanier, St. Bonaventure
Calvin Murphy, Niagara
Vann Williford, NC State
Matt Gantt, St. Bonaventure
Howard Porter, Villanova

Mideast

#Austin Carr, Notre Dame
Fred Brown, Iowa
Artis Gilmore, Jacksonville
Rex Morgan, Jacksonville
Dan Issel, Kentucky

Midwest

#Jimmy Collins, New Mexico St.
Al Williams, Drake
David Hall, Kansas St.
Jerry Venable, Kansas St.
Sam Lacey, New Mexico St.

West

#Sidney Wicks, UCLA
Dennis Awtrey, Santa Clara
Henry Bibby, UCLA
Curtis Rowe, UCLA
Marvin Roberts, Utah St.
Nate Williams, Utah St.

1971

East

#Howard Porter, *Villanova
Charley Yelverton, Fordham
Tom Riker, South Carolina
Chris Ford, *Villanova
Hank Siemiontkowski, *Villanova

Mideast

#Jim McDaniels, Western Ky.
Jim Chones, Marquette
Dean Meminger, Marquette
Allan Hornyak, Ohio St.
Luther Witte, Ohio St.

Midwest

#Dave Robisch, Kansas
Jeff Halliburton, Drake
Poo Welch, Houston
Bud Stallworth, Kansas
Austin Carr, Notre Dame

West

#Sidney Wicks, UCLA
Ed Ratleff, *Long Beach St.

George Trapp, *Long Beach St.
John Gianelli, Pacific
Curtis Rowe, UCLA

1972

East

#Dennis Wuycik, North Carolina
George Karl, North Carolina
Bob McAdoo, North Carolina
Kevin Joyce, South Carolina
Hank Siemiontkowski, Villanova

Midwest

#Ron King, Florida St.
Jim Andrews, Kentucky
Bob Lackey, Marquette
Jim Brewer, *Minnesota
Clyde Turner, *Minnesota

Midwest

#Jim Price, Louisville
Dan Beard, Kansas St.
Bo Lamar, *Louisiana
Ron Thomas, Louisville
Larry Robinson, Texas

West

#Bill Walton, UCLA
Ed Ratleff, *Long Beach St.
Mike Quick, San Francisco
Henry Bibby, UCLA
Bob Davis, Weber St.

1973

East

#Ernie DiGregorio, Providence
Tom McMillen, Maryland
Marvin Barnes, Providence
Kevin Stacom, Providence
Dennis Duval, Syracuse

Midwest

#Steve Downing, Indiana
Howard Jackson, *Austin Peay
Quinn Buckner, Indiana
Jim Andrews, Kentucky
Larry McNeill, Marquette

Midwest

#Larry Finch, Memphis
Bo Lamar, *Louisiana
Larry Kenon, Memphis
Ron Robinson, Memphis
Alex English, South Carolina

West

#Bill Walton, UCLA
Mike Contreras, Arizona St.
Mike Quick, San Francisco
Phil Smith, San Francisco
Tommy Curtis, UCLA

1974

East

#Tom Burluson, NC State
#David Thompson, NC State
Bruce Grimm, Furman
Monte Towe, NC State
Bill Knight, Pittsburgh

Midwest

#Campy Russell, Michigan
Bo Ellis, Marquette
Waymon Britt, Michigan
John Shumate, Notre Dame
Jeff Fosnes, Vanderbilt

Midwest

#Sam McCants, Oral Roberts
Gene Harmon, Creighton
Danny Knight, Kansas
Roger Morningstar, Kansas
Allen Murphy, Louisville

West

#Bill Walton, UCLA
Don Smith, Dayton
Mike Sylvester, Dayton
Dave Meyers, UCLA
Keith Wilkes, UCLA

1975

East

#Chuckie Williams, Kansas St.
Brad Hoffman, North Carolina
Mitch Kupchak, North Carolina
Rudy Hackett, Syracuse
Jim Lee, Syracuse

Midwest

#Kent Benson, Indiana
Dan Roundfield, Central Mich.
Steve Green, Indiana
Jimmy Dan Conner, Kentucky
Mike Flynn, Kentucky

Midwest

#Phil Bond, Louisville
Bob Miller, Cincinnati
Junior Bridgeman, Louisville
John Lucas, Maryland
Adrian Dantley, Notre Dame

West

#Marques Johnson, UCLA
Lionel Hollins, Arizona St.
Eric Hays, Montana
Robert Smith, UNLV
Richard Washington, UCLA

1976

East

#Ed Jordan, Rutgers
Tony Hanson, UConn
Al Weston, UConn
Mike Dabney, Rutgers
Will Bynum, VMI
Ron Carter, VMI

Midwest

#Kent Benson, Indiana
#Scott May, Indiana
Anthony Murray, Alabama
Earl Tatum, Marquette
Tom Cutter, Western Mich.

Midwest

#Willie Smith, Missouri
Rickey Green, Michigan
Phil Hubbard, Michigan
Adrian Dantley, Notre Dame
Rick Bullock, Texas Tech

West

#Richard Washington, UCLA
Al Fleming, Arizona
Herman Harris, Arizona
Jim Rappis, Arizona
Marques Johnson, UCLA

1977

East

#John Kuester, North Carolina
Jack Givens, Kentucky

Walter Davis, North Carolina
Toby Knight, Notre Dame
Ron Carter, VMI

Midwest

#Cedric Maxwell, Charlotte
Lew Massey, Charlotte
John Long, Detroit Mercy
Rickey Green, Michigan
Phil Hubbard, Michigan

Midwest

#Butch Lee, Marquette
Bo Ellis, Marquette
Mike Glenn, Southern Ill.
Skip Brown, Wake Forest
Jerry Schellenberg, Wake Forest

West

#Eddie Owens, UNLV
#Robert Smith, UNLV
Steve Hayes, Idaho St.
Ed Thompson, Idaho St.
Marques Johnson, UCLA
Jeff Jonas, Utah

1978

East

#Jim Spanarkel, Duke
Eugene Banks, Duke
Mike Gminski, Duke
Bobby Willis, Penn
Keith Herron, Villanova

Midwest

#Kyle Macy, Kentucky
Jack Givens, Kentucky
Mike Phillips, Kentucky
Magic Johnson, Michigan St.
Greg Kelsner, Michigan St.

Midwest

#Kelly Tripucka, Notre Dame
Dave Corzine, DePaul
Gary Garland, DePaul
Rick Wilson, Louisville
Rich Branning, Notre Dame

West

#Ron Brewer, Arkansas
Marvin Delph, Arkansas
Sidney Moncrief, Arkansas
Keith Anderson, Cal St. Fullerton
Greg Bunch, Cal St. Fullerton

1979

East

Tony Price, Penn
Tim Smith, Penn
Reggie Carter, St. John's (NY)
Wayne McKoy, St. John's (NY)
Ron Plair, St. John's (NY)

Midwest

#Greg Kelsner, Michigan St.
Magic Johnson, Michigan St.
Bill Hanzlik, Notre Dame
Kelly Tripucka, Notre Dame
Jim Swaney, Toledo

Midwest

#Larry Bird, Indiana St.
Sidney Moncrief, Arkansas
Steve Schall, Arkansas
Carl Nicks, Indiana St.
Raymond Whitley, Oklahoma

West

#Gary Garland, DePaul

Curtis Watkins, DePaul
Bill Cartwright, San Francisco
David Greenwood, UCLA
Roy Hamilton, UCLA

1980

East

#Eric Floyd, Georgetown
Vince Brookins, Iowa
John Duren, Georgetown
Craig Shelton, Georgetown
Louis Orr, Syracuse

Midwest

#Joe Barry Carroll, Purdue
Mike Gminski, Duke
Isiah Thomas, Indiana
Fred Cowan, Kentucky
Drake Morris, Purdue

Midwest

#Darrell Griffith, Louisville
DeWayne Scales, LSU
Wiley Brown, Louisville
Mark Dressler, Missouri
David Britton, Texas A&M

West

#Mike Sanders, *UCLA
Larry Nance, Clemson
Kelvin Ransey, Ohio St.
Rod Foster, *UCLA
Kiki Vandeweghe, *UCLA

1981

East

#Jeff Lamp, Virginia
Danny Ainge, BYU
Orlando Woolridge, Notre Dame
Lee Raker, Virginia
Ralph Sampson, Virginia

Midwest

#Isiah Thomas, Indiana
Glenn Marcus, UAB
Ray Tolbert, Indiana
Randy Wittman, Indiana
Brian Warwick, Saint Joseph's

Midwest

#Durand Macklin, LSU
Greg Cook, LSU
Ethan Martin, LSU
Cliff Levingston, Wichita St.
Randy Smithson, Wichita St.

West

#Al Wood, North Carolina
Rolando Blackman, Kansas St.
Ed Nealy, Kansas St.
Sam Perkins, North Carolina
James Worthy, North Carolina

1982

East

#James Worthy, North Carolina
Jimmy Black, North Carolina
Sam Perkins, North Carolina
Ed Pinckney, Villanova
John Pinone, Villanova

Midwest

#Oliver Robinson, UAB
Lancaster Gordon, Louisville
Charles Jones, Louisville
Derek Smith, Louisville
Ralph Sampson, Virginia

Midwest

#Robert Williams, Houston
John Bagley, Boston College
John Garris, Boston College
Larry Micheaux, Houston
Ricky Frazier, Missouri

West

#Eric Floyd, Georgetown
Rod Higgins, Fresno St.
Patrick Ewing, Georgetown
Lester Conner, *Oregon St.
Charlie Sitton, *Oregon St.

1983

East

#James Banks, Georgia
Terry Fair, Georgia
Vern Fleming, Georgia
Michael Jordan, North Carolina
Chris Mullin, St. John's (NY)

Midwest

#Lancaster Gordon, Louisville
Darrell Walker, Arkansas
Jim Master, Kentucky
Melvin Turpin, Kentucky
Scooter McCray, Louisville

Midwest

#Akeem Olajuwon, Houston
Larry Micheaux, Houston
Michael Young, Houston
Greg Stokes, Iowa
John Pinone, Villanova

West

#Dereck Whittenburg, NC State
John Garris, Boston College
Thurl Bailey, NC State
Lorenzo Charles, NC State
Ralph Sampson, Virginia

1984

East

#Jim Miller, Virginia
Steve Alford, Indiana
Uwe Blab, Indiana
Sam Perkins, North Carolina
Olden Polynice, Virginia

Midwest

#Dickey Beal, Kentucky
Bruce Douglas, Illinois
Sam Bowie, Kentucky
Melvin Turpin, Kentucky
Lancaster Gordon, Louisville

Midwest

#Akeem Olajuwon, Houston
Michael Young, Houston
William Bedford, *Memphis
Kenny Green, Wake Forest
Delaney Rudd, Wake Forest

West

#Patrick Ewing, Georgetown
Roosevelt Chapman, Dayton
Ed Young, Dayton
Michael Jackson, Georgetown
Detlef Schrempf, Washington

1985

East

#Patrick Ewing, Georgetown
David Wingate, Georgetown
Bruce Dalrymple, Georgia Tech

Mark Price, Georgia Tech
John Salley, Georgia Tech
Doug Altenberger, Illinois

Southeast

#Ed Pinckney, Villanova
Adrian Branch, Maryland
Brad Daugherty, North Carolina
Kenny Smith, North Carolina
Harold Pressley, Villanova

Midwest

#*Andre Turner, Memphis
Karl Malone, Louisiana Tech
William Bedford, *Memphis
Keith Lee, *Memphis
Darryl Kennedy, Oklahoma
Wayman Tisdale, Oklahoma

West

#Chris Mullin, St. John's (NY)
Kenny Walker, Kentucky
Lorenzo Charles, NC State
Spud Webb, NC State
Walter Berry, St. John's (NY)

1986

East

#Johnny Dawkins, Duke
Ken McFadden, Cleveland St.
Mark Alarie, Duke
David Robinson, Navy
Kylor Whitaker, Navy

Southeast

#Don Redden, LSU
Mark Price, Georgia Tech
Winston Bennett, Kentucky
Kenny Walker, Kentucky
Ricky Blanton, LSU

Midwest

#Danny Manning, Kansas
Calvin Thompson, Kansas
Scott Skiles, Michigan St.
Charles Shackleford, NC State
Chris Washburn, NC State

West

#Chuck Person, Auburn
Herbert Crook, Louisville
Pervis Ellison, Louisville
Billy Thompson, Louisville
Brad Daugherty, North Carolina

1987

East

#Rony Seikaly, Syracuse
J.R. Reid, North Carolina
David Rivers, Notre Dame
Derrick Coleman, Syracuse
Sherman Douglas, Syracuse

Southeast

#Billy Donovan, Providence
Reggie Williams, Georgetown
Danny Manning, Kansas
Darryl Wright, Providence
Steve Wright, Providence

Midwest

#Nikita Wilson, LSU
Tommy Amaker, Duke
Steve Alford, Indiana
Rick Calloway, Indiana
Anthony Wilson, LSU

West

#Armon Gilliam, UNLV

B.J. Armstrong, Iowa
Kevin Gamble, Iowa
Tim McCalister, Oklahoma
Fennis Dembo, Wyoming

1988

East

#Danny Ferry, Duke
Billy King, Duke
Kevin Strickland, Duke
Carlton Owens, Rhode Island
Tim Perry, Temple

Southeast

#Stacey King, Oklahoma
Rex Chapman, *Kentucky
Harvey Grant, Oklahoma
Doug West, Villanova
Kenny Wilson, Villanova

Midwest

#Danny Manning, Kansas
Milt Newton, Kansas
Kevin Pritchard, Kansas
Mitch Richmond, Kansas St.
William Scott, Kansas St.

West

#Sean Elliott, Arizona
Steve Kerr, Arizona
Tom Tolbert, Arizona
Rumeal Robinson, Michigan
J.R. Reid, North Carolina

1989

East

#Danny Ferry, Duke
Phil Henderson, Duke
Christian Laettner, Duke
Alonzo Mourning, Georgetown
Charles Smith, Georgetown

Southeast

#Glen Rice, Michigan
Sean Higgins, Michigan
Rumeal Robinson, Michigan
J.R. Reid, North Carolina
John Crotty, Virginia

Midwest

#Nick Anderson, Illinois
Kenny Battle, Illinois
Kendall Gill, Illinois
Sherman Douglas, Syracuse
Billy Owens, Syracuse

West

#Andrew Gaze, Seton Hall
Sean Elliott, Arizona
David Butler, UNLV
Gerald Greene, Seton Hall
Daryll Walker, Seton Hall

1990

East

#Christian Laettner, Duke
Alaa Abdelnaby, Duke
Phil Henderson, Duke
Tate George, UConn
Chris Smith, UConn

Southeast

#Kenny Anderson, Georgia Tech
Dennis Scott, Georgia Tech
Steve Smith, Michigan St.
Willie Burton, Minnesota
Melvin Newbern, Minnesota

Midwest

#Lenzie Howell, Arkansas
Lee Mayberry, Arkansas
Oliver Miller, Arkansas
Lance Blanks, Texas
Travis Mays, Texas

West

#Stacey Augmon, UNLV
Chandler Thompson, Ball St.
Bo Kimble, Loyola Marymount
Anderson Hunt, UNLV
Larry Johnson, UNLV

1991

East

#Mark Mason, Temple
Carl Thomas, Eastern Mich.
Hubert Davis, North Carolina
Rick Fox, North Carolina
Mik Kilgore, Temple

Southeast

#Alonzo Jamison, Kansas
Todd Day, Arkansas
Oliver Miller, Arkansas
Terry Brown, Kansas
Adonis Jordan, Kansas

Midwest

#Bobby Hurley, Duke
Thomas Hill, Duke
Christian Laettner, Duke
Jason Buchanan, St. John's (NY)
Malik Sealy, St. John's (NY)

West

#Larry Johnson, UNLV
Brian Williams, Arizona
Greg Anthony, UNLV
Stacey Augmon, UNLV
Terry Dehere, Seton Hall

1992

East

#Christian Laettner, Duke
Bobby Hurley, Duke
Jamal Mashburn, Kentucky
Sean Woods, Kentucky
Gordon Winchester, Seton Hall

Southeast

#Jalen Rose, *Michigan
Chris Webber, *Michigan
Eric Montross, North Carolina
Lawrence Funderburke, Ohio St.
Jim Jackson, Ohio St.

Midwest

#Herb Jones, Cincinnati
Anthony Buford, Cincinnati
Nick Van Exel, Cincinnati
Jon Barry, Georgia Tech
Anfernee Hardaway, Memphis

West

#Eric Anderson, Indiana
Damon Bailey, Indiana
Calbert Cheaney, Indiana
Alan Henderson, Indiana
Tracy Murray, UCLA

1993

East

#George Lynch, North Carolina
Erik Martin, Cincinnati
Nick Van Exel, Cincinnati

Eric Montross, North Carolina
Donald Williams, North Carolina

Southeast

#Travis Ford, Kentucky
Rodney Dobard, Florida St.
Jamal Mashburn, Kentucky
Jared Prickett, Kentucky
Mark Bell, Western Ky.

Midwest

#Calbert Cheaney, Indiana
Greg Graham, Indiana
Adonis Jordan, Kansas
Richard Scott, Kansas
Rex Walters, Kansas

West

#Chris Webber, *Michigan
Juwan Howard, *Michigan
Jalen Rose, *Michigan
Eddie Jones, Temple
Aaron McKie, Temple

1994

East

#Craig Brown, Florida
Bill Curley, Boston College
Howard Easley, Boston College
Dan Cross, Florida
Andrew DeClercq, Florida

Southeast

#Grant Hill, Duke
Jeff Capel, Duke
Cherokee Parks, Duke
Cuonzo Martin, Purdue
Glenn Robinson, Purdue

Midwest

#Juwan Howard, Michigan
Clint McDaniel, Arkansas
Scotty Thurman, Arkansas
Corliss Williamson, Arkansas
Gary Collier, Tulsa

West

#Khalid Reeves, Arizona
Damon Stoudamire, Arizona
Melvin Booker, *Missouri
Adrian Autry, Syracuse
Lawrence Moten, Syracuse

1995

East

#Bryant Reeves, Oklahoma St.
Derek Kellogg, Massachusetts
Scott Pierce, Oklahoma St.
Randy Rutherford, Oklahoma St.
Tim Duncan, Wake Forest

Southeast

#Jerry Stackhouse, North Carolina
Allen Iverson, Georgetown
Tony Delk, Kentucky
Rasheed Wallace, North Carolina
Donald Williams, North Carolina

Midwest

#Corliss Williamson, Arkansas
Scotty Thurman, Arkansas
Mingo Johnson, Memphis
Junior Burrough, Virginia
Harold Deane, Virginia

West

#Tyus Edney, UCLA
Ray Allen, UConn
Donny Marshall, UConn

Toby Bailey, UCLA
Ed O'Bannon, UCLA

1996

East

#Marcus Camby, *Massachusetts
Allen Iverson, Georgetown
Donta Bright, *Massachusetts
Carmelo Travieso, *Massachusetts
Jason Sasser, *Texas Tech

Southeast

#Dontae' Jones, Mississippi St.
Darnell Burton, Cincinnati
Danny Fortson, Cincinnati
Erick Dampier, Mississippi St.
Darryl Wilson, Mississippi St.

Midwest

#Tony Delk, Kentucky
Derek Anderson, Kentucky
Anthony Epps, Kentucky
Antoine Walker, Kentucky
Tim Duncan, Wake Forest

West

#John Wallace, Syracuse
Pertha Robinson, Georgia
Shandon Anderson, Georgia
Jacque Vaughn, Kansas
Otis Hill, Syracuse

1997

East

#Shammond Williams, North Carolina
Alex Sanders, Louisville
Vince Carter, North Carolina
Ed Cota, North Carolina
Antawn Jamison, North Carolina

Southeast

#Miles Simon, Arizona
Mike Bibby, Arizona
Paul Pierce, Kansas
God Shammgod, Providence
Jamel Thomas, Providence

Midwest

#Bobby Jackson, *Minnesota
Dedric Willoughby, Iowa St.
Sam Jacobson, *Minnesota
Cameron Dollar, UCLA
Charles O'Bannon, UCLA

West

#Ron Mercer, Kentucky
Wayne Turner, Kentucky
Rashid Bey, Saint Joseph's
Brevin Knight, Stanford
Keith Van Horn, Utah

1998

East

#Antawn Jamison, North Carolina
Khalid El-Amin, UConn
Richard Hamilton, UConn
Vince Carter, North Carolina
Ed Cota, North Carolina
Shammond Williams, North Carolina

South

#Wayne Turner, Kentucky
Trajan Langdon, Duke
Roshawn McLeod, Duke
Scott Padgett, Kentucky
Jeff Sheppard, Kentucky

Midwest

#Arthur Lee, Stanford
Cuttino Mobley, Rhode Island
Tyson Wheeler, Rhode Island
Mark Madsen, Stanford
Bryce Drew, Valparaiso

West

#Andre Miller, Utah
Mike Bibby, Arizona
Michael Doleac, Utah
Alex Jensen, Utah
Hanno Mottola, Utah

1999

East

#Trajan Langdon, Duke
William Avery, Duke
Elton Brand, Duke
Mark Karcher, Temple
Pepe Sanchez, Temple

South

#Scoonie Penn, Ohio St.
Ken Johnson, Ohio St.
Michael Redd, Ohio St.
Erick Barkley, St. John's (NY)
Lavor Postell, St. John's (NY)

Midwest

#Morris Peterson, Michigan St.
Scott Padgett, Kentucky
Wally Szczerbiak, Miami (OH)
Mateen Cleaves, Michigan St.
A.J. Granger, Michigan St.

West

#Richard Hamilton, UConn
Kevin Freeman, UConn
Ricky Moore, UConn
Casey Calvary, Gonzaga
Quentin Hall, Gonzaga

2000

East

#Mike Miller, Florida
Shane Battier, Duke
Udonis Haslem, Florida
Brett Nelson, Florida
Fredrik Jonzen, Oklahoma St.

South

#Joseph Forte, North Carolina
Jason Capel, North Carolina
Ed Cota, North Carolina
Eric Coley, Tulsa
Brandon Kurtz, Tulsa

Midwest

#Morris Peterson, Michigan St.
Marcus Fizer, Iowa St.
Jamaal Tinsley, Iowa St.
Mateen Cleaves, Michigan St.
A.J. Granger, Michigan St.
Andre Hutson, Michigan St.

West

#Jon Bryant, Wisconsin
Brian Cardinal, Purdue
Carson Cunningham, Purdue
Mike Robinson, Purdue
Mike Kelley, Wisconsin
Andy Kowske, Wisconsin

2001

East

#Jason Williams, Duke

Shane Battier, Duke
David Bluthenthal, Southern California
Sam Clancy, Southern California
Brian Scalabrine, Southern California

South

#Charlie Bell, Michigan St.
Casey Calvary, Gonzaga
David Thomas, Michigan St.
Lynn Greer, Temple
Kevin Lyde, Temple

Midwest

#Gilbert Arenas, Arizona
Jason Gardner, Arizona
Richard Jefferson, Arizona
Loren Woods, Arizona
Robert Archibald, Illinois

West

#Lonny Baxter, Maryland
Kenny Satterfield, Cincinnati
Juan Dixon, Maryland
Casey Jacobsen, Stanford
Ryan Mendez, Stanford

2002

East

#Lonny Baxter, Maryland
Caron Butler, UConn
Tony Robertson, UConn
Juan Dixon, Maryland
Rolan Roberts, Southern Ill.

South

#Tom Coverdale, Indiana
Dane Fife, Indiana
Jared Jeffries, Indiana
Antonio Gates, Kent St.
Trevor Huffman, Kent St.

Midwest

#Drew Gooden, Kansas
Nick Collison, Kansas
Keith Langford, Kansas
Frederick Jones, Oregon
Luke Ridnour, Oregon
James Thomas, Texas

West

#Hollis Price, Oklahoma
Rickey Pauling, Missouri
Kareem Rush, Missouri
Ebi Ere, Oklahoma
Quannas White, Oklahoma

2003

East

#Carmelo Anthony, Syracuse
Marquis Daniels, Auburn
Joel Comette, Butler
Ebi Ere, Oklahoma
Hakim Warrick, Syracuse

South

#T.J. Ford, Texas
Emeka Okafor, UConn
Paul Davis, Michigan St.
Erazem Lorbek, Michigan St.
Brandon Mouton, Texas

Midwest

#Dwyane Wade, Marquette
Keith Bogans, Kentucky
Marquis Estill, Kentucky
Robert Jackson, Marquette
Steve Novak, Marquette

West

#Kirk Hinrich, Kansas
Jason Gardner, Arizona
Luke Walton, Arizona
Nick Collison, Kansas
Keith Langford, Kansas

2004

Atlanta

#Luol Deng, Duke
Shelden Williams, Duke
Lionel Chalmers, Xavier
Anthony Myles, Xavier
Romain Sato, Xavier

East Rutherford, NJ

#John Lucas, Oklahoma St.
Tony Allen, Oklahoma St.
Joey Graham, Oklahoma St.
Jameer Nelson, Saint Joseph's
Delonte West, Saint Joseph's

Phoenix

#Ben Gordon, UConn
Chuck Davis, Alabama
Kennedy Winston, Alabama
Rashad Anderson, UConn
Emeka Okafor, UConn

St. Louis

#Jarrett Jack, Georgia Tech
Clarence Moore, Georgia Tech
Aaron Miles, Kansas
Wayne Simien, Kansas
Kirk Snyder, Nevada

2005

Albuquerque, NM

#Larry O'Bannon, Louisville
Taquan Dean, Louisville
Francisco Garcia, Louisville
Patrick Beilein, West Virginia
Kevin Pittsnogle, West Virginia

Austin, TX

#Shannon Brown, Michigan St.
Chuck Hayes, Kentucky
Maurice Ager, Michigan St.
Paul Davis, Michigan St.
Andrew Bogut, Utah

Chicago

#Deron Williams, Illinois
Hassan Adams, Arizona
Channing Frye, Arizona
Salim Stoudamire, Arizona
Luther Head, Illinois

Syracuse, NY

#Sean May, North Carolina
Rashad McCants, North Carolina
Randy Foye, Villanova
Clayton Hanson, Wisconsin
Alando Tucker, Wisconsin

2006

Atlanta

#Tyrus Thomas, LSU
Shelden Williams, Duke
Glen Davis, LSU
LaMarcus Aldridge, Texas
P.J. Tucker, Texas

Minneapolis

#Joakim Noah, Florida
Craig Smith, Boston College
Taurean Green, Florida

Al Horford, Florida
Randy Foye, Villanova

Oakland, CA

#Ryan Hollins, UCLA
Adam Morrison, Gonzaga
Darius Washington, Memphis
Arron Afflalo, UCLA
Jordan Farmar, UCLA

Washington, D.C.

#Lamar Butler, George Mason
Rudy Gay, UConn
Marcus Williams, UConn
Folarin Campbell, George Mason
Jamaal Williams, Washington

2007

East

#Jeff Green, Georgetown
Roy Hibbert, Georgetown
DeJuan Summers, Georgetown
Tyler Hansbrough, North Carolina
Brandon Wright, North Carolina

South

#Mike Conley Jr., Ohio St.
Chris Douglas-Roberts, Memphis
Jeremy Hunt, Memphis
Ron Lewis, Ohio St.
Greg Oden, Ohio St.

Midwest

#Taurean Green, Florida
Lee Humphrey, Florida
Aaron Brooks, Oregon
Malik Hairston, Oregon
Tajuan Porter, Oregon

West

#Arron Afflalo, UCLA
Russell Robinson, Kansas
Brandon Rush, Kansas
Jamaal Tatum, Southern Ill.
Darren Collison, UCLA

2008

East

#Tyler Hansbrough, North Carolina
Earl Clark, Louisville
Jerry Smith, Louisville
Wayne Ellington, North Carolina
Ty Lawson, North Carolina

South

#Derrick Rose, *Memphis
Joey Dorsey, *Memphis
Chris Douglas-Roberts, *Memphis
Brook Lopez, Stanford
D.J. Augustin, Texas

Midwest

#Stephen Curry, Davidson
Jason Richards, Davidson
Mario Chalmers, Kansas
Sasha Kaun, Kansas
Brandon Rush, Kansas

West

#Kevin Love, UCLA
Darren Collison, UCLA
Russell Westbrook, UCLA
Tyrone Brazelton, Western Ky.
Josh Duncan, Xavier

2009

East

#Scottie Reynolds, Villanova

DeJuan Blair, Pittsburgh
Sam Young, Pittsburgh
Dwayne Anderson, Villanova
Dante Cunningham, Villanova

South

#Ty Lawson, North Carolina
Danny Green, North Carolina
Tyler Hansbrough, North Carolina
Blake Griffin, Oklahoma
Jonny Flynn, Syracuse

Midwest

#Goran Suton, Michigan St.
Cole Aldrich, Kansas
Earl Clark, Louisville
Kalin Lucas, Michigan St.
Travis Walton, Michigan St.

West

#A.J. Price, UConn
Kemba Walker, UConn
Tyreke Evans, Memphis
DeMarre Carroll, Missouri
J.T. Tiller, Missouri

2010

East

#Joe Mazzulla, West Virginia
DeMarcus Cousins, Kentucky
John Wall, Kentucky
Da'Sean Butler, West Virginia
Kevin Jones, West Virginia

South

#Nolan Smith, Duke
Tweet Carter, Baylor
LaceDarius Dunn, Baylor
Ekpe Udoh, Baylor
Jon Scheyer, Duke

Midwest

#Durrell Summers, Michigan St.
Draymond Green, Michigan St.
Evan Turner, Ohio St.
Wayne Chism, Tennessee
J.P. Prince, Tennessee

West

#Gordon Hayward, Butler
Shelvin Mack, Butler
Denis Clemente, Kansas St.
Jacob Pullen, Kansas St.
Jordan Crawford, Xavier

2011

East

#Brandon Knight, Kentucky
Josh Harrellson, Kentucky
DeAndre Liggins, Kentucky
Harrison Barnes, North Carolina
Tyler Zeller, North Carolina

Southeast

#Shelvin Mack, Butler
Matt Howard, Butler
Kenny Boynton, Florida
Vernon Macklin, Florida
Alex Tyus, Florida

Southwest

#Jamie Skeen, VCU
Marcus Morris, Kansas
Bradford Burgess, VCU
Joey Rodriguez, VCU
Brandon Rozzell, VCU

West

#Kemba Walker, UConn

Jesse Perry, Arizona
Derrick Williams, Arizona
Jeremy Lamb, UConn
Kyrie Irving, Duke

2012

East

#Jared Sullinger, Ohio St.
Lenzelle Smith Jr., Ohio St.
Deshaun Thomas, Ohio St.
Scoop Jardine, Syracuse
Jordan Taylor, Wisconsin

South

#Michael Kidd-Gilchrist, Kentucky
Quincy Acy, Baylor
Christian Watford, Indiana
Anthony Davis, Kentucky
Doron Lamb, Kentucky

Midwest

#Thomas Robinson, Kansas
Tyshawn Taylor, Kansas
Jeff Withey, Kansas
Tyler Zeller, North Carolina
Walter Offutt, Ohio

West

#Chane Behanan, *Louisville
Bradley Beal, Florida
Gorgui Dieng, *Louisville
Peyton Siva, *Louisville
Draymond Green, Michigan St.

2013

East

#Michael Carter-Williams, Syracuse
Vander Blue, Marquette
Davante Gardner, Marquette
C.J. Fair, Syracuse
James Southerland, Syracuse

South

#Trey Burke, Michigan
Mike Rosario, Florida
Ben McLemore, Kansas
Mitch McGary, Michigan
Nik Stauskas, Michigan

Midwest

#Russ Smith, *Louisville
Seth Curry, Duke
Mason Plumlee, Duke
Gorgui Dieng, *Louisville
Peyton Siva, *Louisville

West

#Malcolm Armstead, Wichita St.
Mark Lyons, Arizona
LaQuinton Ross, Ohio St.
Deshaun Thomas, Ohio St.
Carl Hall, Wichita St.

2014

East

#Shabazz Napier, UConn
DeAndre Daniels, UConn
Dustin Hogue, Iowa St.
Gary Harris, Michigan St.
Andreian Payne, Michigan St.

South

#Scottie Wilbekin, Florida
Devin Oliver, Dayton
Dyshawn Pierre, Dayton
Michael Frazier II, Florida
Dwight Powell, Stanford

Midwest

#Julius Randle, Kentucky
Aaron Harrison, Kentucky
Marcus Lee, Kentucky
Caris LeVert, Michigan
Nik Stauskas, Michigan

West

#Frank Kaminsky, Wisconsin
Aaron Gordon, Arizona
Nick Johnson, Arizona
Xavier Thames, San Diego St.
Traevon Jackson, Wisconsin

2015

East

#Travis Trice, Michigan State
Denzel Valentine, Michigan State
Wayne Blackshear, *Louisville
Montrezl Harrell, *Louisville
Terry Rozier, *Louisville

South

#Tyus Jones, Duke
Matt Jones, Duke
Justise Winslow, Duke
Domantas Sabonis, Gonzaga
Kyle Wiltjer, Gonzaga

Midwest

#Karl-Anthony Towns, Kentucky
Willie Cauley-Stein, Kentucky
Andrew Harrison, Kentucky
Zach Auguste, Notre Dame
Pat Connaughton, Notre Dame

West

#Sam Dekker Wisconsin
Josh Gasser Wisconsin
Frank Kaminsky Wisconsin
Rondae Hollis-Jefferson Arizona
T.J. McConnell Arizona

2016

East

#Brice Johnson, North Carolina
Marcus Paige, North Carolina
V.J. Beachem, Notre Dame
Demetrius Jackson, Notre Dame
Yogi Ferrell, Indiana

South

#Kris Jenkins, Villanova
Ryan Arcidiacono, Villanova
Josh Hart, Villanova
Daniel Ochefu, Villanova
Devonte' Graham, Kansas

Midwest

#Malachi Richardson, Syracuse
Michael Gbinije, Syracuse
London Perrantes, Virginia
Georges Niang, Iowa St.
Domanta Sabonis, Gonzaga

West

#Buddy Hield, Oklahoma
Isaiah Cousins, Oklahoma
Jordan Woodard, Oklahoma
Elgin Cook, Oregon
Brandon Ingram, Duke

2017

East

#Sindarius Thornwell, South Carolina
P.J. Dozier, South Carolina

KeVaughn Allen, Florida
Chris Chiozza, Florida
Nigel Hayes, Wisconsin

South

#Luke Maye, North Carolina
Joel Berry II, North Carolina
Justin Jackson, North Carolina
De'Aaron Fox, Kentucky
Issac Humphries, Kentucky

Midwest

#Jordan Bell, Oregon
Dillon Brooks, Oregon
Tyler Dorsey, Oregon
Josh Jackson, Kansas
Frank Mason III, Kansas

West

#Johnathan Williams, Gonzaga
Jordan Mathews, Gonzaga
Nigel Williams-Goss, Gonzaga
Trevon Bluiett, Xavier
J.P. Macura, Xavier

2018

East

#Jalen Brunson, Villanova
Omari Spellman, Villanova
Eric Paschall, Villanova
Carsen Edwards, Purdue
Keenan Evans, Texas Tech

South

#Ben Richardson, Loyola Chicago
Clayton Custer, Loyola Chicago
Donte Ingram, Loyola Chicago
Xavier Sneed, Kansas St.
Barry Brown, Kansas St.

Midwest

#Malik Newman, *Kansas
Devonte Graham, *Kansas
Marvin Bagley III, Duke
Trevon Duval, Duke
Gary Trent, Duke
Gabe DeVoe, Clemson

West

#Charles Matthews, Michigan
Moritz Wagner, Michigan
Muhammad-Ali Abdur-Rahkman, Michigan
Phil Cofer, Florida St.
Terrance Mann, Florida St.

2019

East

#Cassius Winston, Michigan St.
Xavier Tillman, Michigan St.
R.J. Barrett, Duke
Zion Williamson, Duke
Kerry Blackshear Jr., Virginia Tech

South

#Carsen Edwards, Purdue
Ryan Cline, Purdue
Mamadi Diakite, Virginia
Kyle Guy, Virginia
Ty Jerome, Virginia

Midwest

#Jared Harper, Auburn
Bryce Brown, Auburn
Chuma Okeke, Auburn
Tyler Herro, Kentucky
P.J. Washington, Kentucky

West

#Jarrett Culver, Texas Tech
Matt Mooney, Texas Tech
Trent Forrest, Florida St.
Brandon Clarke, Gonzaga
Rui Hachimura, Gonzaga

2020

Championship canceled due to COVID-19 pandemic

2021

East

#Johnny Juzang, UCLA
Tyger Campbell, UCLA
Jaime Jaquez Jr., UCLA
Chaundee Brown, Michigan
Hunter Dickinson, Michigan

South

#Davion Mitchell, Baylor
Jared Butler, Baylor
MaCio Teague, Baylor
Jalen Tate, Arkansas
Max Abmas, Oral Roberts

Midwest

#DeJon Jarreau, Houston
Quentin Grimes, Houston
Cameron Krutwig, Loyola Chicago
Ethan Thompson, Oregon St.
Buddy Boeheim, Syracuse

West

#Drew Timme, Gonzaga
Corey Kispert, Gonzaga
Jalen Suggs, Gonzaga
Evan Mobley, Southern California
Isaiah Mobley, Southern California

2022

East

#Armando Bacot, North Carolina
Caleb Love, North Carolina
Brady Manek, North Carolina
Daryl Banks III, Saint Peter's
Doug Edert, Saint Peter's

South

#Jermaine Samuels, Villanova
Caleb Daniels, Villanova
Collin Gillespie, Villanova
Justin Moore, Villanova
Jamal Sheard, Houston

Midwest

#Remy Martin, Kansas
Christian Braun, Kansas
David McCormack, Kansas
Kameron McGusty, Miami (FL)
Al Durham, Providence

West

#Paolo Banchero, Duke
Jeremy Roach, Duke
Mark Williams, Duke
JD Notae, Arkansas
Jaylin Williams, Arkansas

2023

East

#Markquis Nowell, Kansas St.
Keyontae Johnson, Kansas St.
Johnell Davis, Fla. Atlantic
Vladislav Goldin, Fla. Atlantic
A.J. Hoggard, Michigan St.

South

#Darrion Trammell, San Diego St.
Lamont Butler, San Diego St.
Ryan Kalkbrenner, Creighton
Baylor Scheierman, Creighton
Tosan Evbuomwan, Princeton

Midwest

#Nijel Pack, Miami (FL)
Jordan Miller, Miami (FL)
Isaiah Wong, Miami (FL)
Timmy Allen, Texas
Marcus Carr, Texas

West

#Jordan Hawkins, UConn
Adama Sanogo, UConn
Julian Strawther, Gonzaga
Drew Timme, Gonzaga
Jaime Jaquez Jr., UCLA

2024

East

Donovan Clingan, UConn
Stephon Castle, UConn
Cam Spencer, UConn
Terrence Shannon Jr, Illinois
Jaedon LeDee, San Diego St.

South

#DJ Burns, NC State
DJ Horne, NC State
Kyle Filipowski, Duke
Jared McCain, Duke
Tyler Kolek, Marquette

Midwest

#Zach Edey, Purdue
Braden Smith, Purdue
Baylor Scheierman, Creighton
Dalton Knecht, Tennessee
Zakai Zeigler, Tennessee

West

#Mark Sears, Alabama
Grant Nelson, Alabama
PJ Hall, Clemson
Chase Hunter, Clemson
Ian Schieffelin, Clemson

THE TOURNAMENT



Tournament Records.....	84
Tournament History Rankings.....	96
Tournament Scoring Leaders.....	98
Seeds History.....	106
Yearly Totals.....	119
Conference Won-Lost Records.....	124
Tournament Field by State.....	137
Televised College Basketball Games.....	139
Tournament Facts.....	140
Team-By-Team Won-Lost Records.....	152

TOURNAMENT RECORDS

A national championship game is indicated by (CH), national semifinal game by (NSF), national third-place game by (N3d), regional final game by (RF), regional semifinal game by (RSF), regional third-place game by (R3d), third-round game by (3d R), second-round game by (2d R), first-round game by (1st R), opening-round/First Four game by (OR/FF), and team's appearance later vacated by the NCAA/Committee on Infractions ().*

From 2011-15, the tournament's First Four games were considered to be the first round, while the round of 64 games were the second round and the round of 32 was the third round. Beginning in 2016, the start of the tournament was simply known as the First Four, while the round of 64 went back to being called the first round and the round of 32 went back to being called the second round.

INDIVIDUAL GAME

POINTS

- 61, Austin Carr, Notre Dame vs. Ohio, 1st R, 3-7-1970
- 58, Bill Bradley, Princeton vs. Wichita St., N3d, 3-20-1965
- 56, Oscar Robertson, Cincinnati vs. Arkansas, R3d, 3-15-1958
- 52, Austin Carr, Notre Dame vs. Kentucky, RSF, 3-12-1970
- 52, Austin Carr, Notre Dame vs. TCU, 1st R, 3-13-1971
- 50, David Robinson, Navy vs. Michigan, 1st R, 3-12-1987
- 49, Elvin Hayes, Houston vs. Loyola Chicago, 1st R, 3-9-1968
- 48, Hal Lear, Temple vs. SMU, N3d, 3-23-1956
- 47, Austin Carr, Notre Dame vs. Houston, R3d, 3-20-1971
- 46, Dave Corzine, DePaul vs. Louisville, RSF, 3-17-1978 (2 OT)
- 45, Bob Houbregs, Washington vs. Seattle U., RSF, 3-13-1953
- 45, Austin Carr, Notre Dame vs. Iowa, R3d, 3-14-1970
- 45, Bo Kimble, LMU (CA) vs. New Mexico St., 1st R, 3-16-1990
- 44, Clyde Lovellette, Kansas vs. Saint Louis, RF, 3-22-1952
- 44, Rod Thorn, West Virginia vs. Saint Joseph's, RSF, 3-15-1963
- 44, Dan Issel, Kentucky vs. Notre Dame, RSF, 3-12-1970
- 44, Bill Walton, UCLA vs. Memphis, CH, 3-26-1973
- 44, Hersey Hawkins, Bradley vs. Auburn, 1st R, 3-17-1988
- 44, Travis Mays, Texas vs. Georgia, 1st R, 3-17-1990
- 44, Glenn Robinson, Purdue vs. Kansas, RSF, 3-24-1994

POINTS BY TWO

TEAMMATES

- 85, Austin Carr (61) and Collis Jones (24), Notre Dame vs. Ohio, 1st R, 3-7-1970
- 78, Austin Carr (52) and Collis Jones (26), Notre Dame vs. TCU, 1st R, 3-13-1971
- 78, Jeff Fryer (41) and Bo Kimble (37), LMU (CA) vs. Michigan, 2d R, 3-18-1990
- 74, Bill Bradley (58) and Don Rodenbach (16), Princeton vs. Wichita St., N3d, 3-20-1965
- 74, Austin Carr (52) and Collis Jones (22), Notre Dame vs. Kentucky, RSF, 3-12-1970

POINTS BY TWO OPPOSING

PLAYERS

- 96, Austin Carr (52), Notre Dame, and Dan Issel (44), Kentucky, RSF, 3-12-1970
- 85, Austin Carr (61), Notre Dame, and John Canine (24), Ohio, 1st R, 3-7-1970
- 85, Austin Carr (47), Notre Dame, and Poo Welch (38), Houston, R3d, 3-20-1971
- 83, David Robinson (50), Navy, and Garde Thompson (33), Michigan, 1st R, 3-12-1987
- 80, Hersey Hawkins (44), Bradley, and Chris Morris (36), Auburn, 1st R, 3-17-1988

FIELD GOALS

- 25, Austin Carr, Notre Dame vs. Ohio, 1st R, 3-7-1970
- 22, Bill Bradley, Princeton vs. Wichita St., N3d, 3-20-1965
- 22, Austin Carr, Notre Dame vs. Kentucky, RSF, 3-12-1970
- 22, David Robinson, Navy vs. Michigan, 1st R, 3-12-1987
- 21, Oscar Robertson, Cincinnati vs. Arkansas, R3d, 3-15-1958
- 21, Austin Carr, Notre Dame vs. Iowa, R3d, 3-14-1970
- 21, Bill Walton, UCLA vs. Memphis, CH, 3-26-1973
- 20, Bob Houbregs, Washington vs. Seattle U., RSF, 3-13-1953
- 20, Elvin Hayes, Houston vs. Loyola Chicago, 1st R, 3-9-1968
- 20, Austin Carr, Notre Dame vs. TCU, 1st R, 3-13-1971

FIELD GOALS ATTEMPTED

- 44, Austin Carr, Notre Dame vs. Ohio, 1st R, 3-7-1970
- 42, Lennie Rosenbluth, North Carolina vs. Michigan St., NSF, 3-22-1957 (3 OT)
- 40, Austin Carr, Notre Dame vs. Houston, R3d, 3-20-1971
- 39, Austin Carr, Notre Dame vs. Iowa, R3d, 3-14-1970
- 38, Bob Cousy, Holy Cross vs. North Carolina St., RF, 3-25-1950
- 37, David Robinson, Navy vs. Michigan, 1st R, 3-12-1987
- 37, Charles Jones, LIU vs. Villanova, 1st R, 3-13-1997
- 36, Oscar Robertson, Cincinnati vs. Arkansas, R3d, 3-15-1958

- 36, Rick Mount, Purdue vs. UCLA, CH, 3-22-1969

- 36, Ernie DiGregorio, Providence vs. Memphis, NSF, 3-26-1973

- 36, Popeye Jones, Murray St. vs. Michigan St., 1st R, 3-15-1990 (OT)

- 42, Bo Lamar, *Louisiana vs. Louisville, RSF, 3-16-1972

FIELD-GOAL PERCENTAGE

(Minimum 10 FGM)

- 100% (11-11), Kenny Walker, Kentucky vs. Western Ky., 2d R, 3-16-1986
- 100% (10-10), Marvin Barnes, Providence vs. Penn, RSF, 3-15-1973
- 100% (10-10), Christian Laettner, Duke vs. Kentucky, RF, 3-28-1992 (OT)
- 100% (10-10), Taj Gibson, Southern California vs. Boston College, 1st R, 3-20-2009
- 95.5% (21-22), Bill Walton, UCLA vs. Memphis, CH, 3-26-1973
- 92.3% (12-13), Dennis Holman, SMU vs. Cincinnati, R3d, 3-12-1966
- 92.3% (12-13), Quadre Lollis, Montana St. vs. Syracuse, 1st R, 3-14-1996
- 92.3% (12-13), Christian Koloko, Arizona vs. TCU, 2d R, 3-20-2022 (OT)
- 91.7% (11-12), Pembroke Burrows, Jacksonville vs. Iowa, RSF, 3-12-1970
- 91.7% (11-12), Kenny Gregory, Kansas vs. DePaul, 1st R, 3-17-2000
- 91.7% (11-12), Blake Griffin, Oklahoma vs. Morgan St., 1st R, 3-19-2009

THREE-POINT FIELD GOALS

- 11, Jeff Fryer, LMU (CA) vs. Michigan, 2d R, 3-18-1990
- 10, Freddie Banks, UNLV vs. Indiana, NSF, 3-28-1987
- 10, Roburt Sallie, Memphis vs. Cal St. Northridge, 1st R, 3-19-2009
- 10, Carsen Edwards, Purdue vs. Virginia, RF, 3-30-2019
- 10, Jack Gohlke, Oakland vs. Kentucky, 1st R, 3-21-2024
- 9, Garde Thompson, Michigan vs. Navy, 1st R, 3-12-1987
- 9, Johnny Miller, Temple vs. Cincinnati, 1st R, 3-16-1995
- 9, Johnny Hemsley, Miami (FL) vs. Lafayette, 1st R, 3-12-1999
- 9, Ricky Paulding, Missouri vs. Marquette, 2d R, 3-22-2003 (OT)
- 9, Gerry McNamara, Syracuse vs. BYU, 1st R, 3-18-2004
- 9, Brady Heslip, Baylor vs. Colorado, 3d R, 3-17-2012
- 9, Bryce Alford, UCLA vs. SMU, 2d-R, 3-19-2015
- 9, Carsen Edwards, Purdue vs. Villanova, 2d R, 3-23-2019

THREE-POINT FIELD GOALS ATTEMPTED

- 22, Jeff Fryer, LMU (CA) vs. Arkansas, 1st R, 3-16-1989
20, Chris Walker, Villanova vs. LSU, 1st R, 3-15-1990
20, Jack Gohlke, Oakland vs. Kentucky, 1st R, 3-21-2024
19, Freddie Banks, UNLV vs. Indiana, NSF, 3-28-1987
19, Gerald Paddio, UNLV vs. Iowa, 2d R, 3-20-1988
19, Phillip Allen, N.C. A&T vs. Arkansas, 1st R, 3-18-1994
19, Carsen Edwards, Purdue vs. Virginia, RF, 3-30-2019
18, Bobby Hurley, Duke vs. California, 2d R, 3-20-1993
18, Jeff Boschee, Kansas vs. Kentucky, 2d R, 3-14-1999
18, Darius Lane, Seton Hall vs. Oklahoma St., RSF, 3-24-2000
18, Chris Lofton, Tennessee vs. Wichita St., 2d R, 3-18-2006

THREE-POINT FIELD-GOAL PERCENTAGE (Minimum Five 3FGM)

- 100% (8-8), John Goldsberry, UNCW vs. Maryland, 1st R, 3-21-2003
100% (7-7), Sam Cassell, Florida St. vs. Tulane, 2d R, 3-20-1993
100% (7-7), David Lighty, Ohio St. vs. George Mason, 3d R, 3-20-2011
100% (6-6), Mike Buck, Middle Tenn. vs. Florida St., 1st R, 3-16-1989
100% (6-6), Migjen Bakalli, North Carolina St. vs. Southern Miss., 1st R, 3-14-1991
100% (6-6), Rex Walters, Kansas vs. Ball St., 1st R, 3-18-1993
100% (6-6), Tay Fisher, Siena vs. Vanderbilt, 1st R, 3-21-2008
100% (6-6), Nik Stauskas, Michigan vs. Florida, RF, 3-31-2013
100% (5-5), Mitch Richmond, Kansas St. vs. Georgia, 1st R, 3-12-1987 (OT)
100% (5-5) William Scott, Kansas St. vs. Purdue, RSF, 3-25-1988
100% (5-5), Hubert Davis, North Carolina vs. Eastern Mich., RSF, 3-22-1991
100% (5-5), Kwame Evans, George Washington vs. New Mexico, 1st R, 3-19-1993
100% (5-5), Jamal Mashburn, Kentucky vs. Wake Forest, RSF, 3-25-1993
100% (5-5), Dwayne Morton, Louisville vs. Minnesota, 2d R, 3-20-1994
100% (5-5), Darren Brooks, Southern Ill. vs. Alabama, 1st R, 3-18-2004
100% (5-5), Luke Hancock, *Louisville vs. Michigan, CH, 4-8-2013
100% (5-5), Norbertas Giga, Jacksonville St. vs. Louisville, 1st R, 3-17-2017
100% (5-5), Jabari Walker, Colorado vs. Georgetown, 1st R, 3-20-2021

THREE-POINT FIELD-GOAL PERCENTAGE

(Minimum Seven 3FGM)

- 100% (8-8), John Goldsberry, UNCW vs. Maryland, 1st R, 3-21-2003
100% (7-7), Sam Cassell, Florida St. vs. Tulane, 2d R, 3-20-1993
100% (7-7), David Lighty, Ohio St. vs. George Mason, 3d R, 3-20-2011
88.9% (8-9), Darnell Archey, Butler vs. Louisville, 2d R, 3-23-2003
88.9% (8-9), Eric Bledsoe, Kentucky vs. ETSU, 1st R, 3-18-2010
87.5% (7-8), William Scott, Kansas St. vs. DePaul, 2d R, 3-19-1988
87.5% (7-8), Shane Hawkins, Southern Ill. vs. Syracuse, 1st R, 3-17-1995
87.5% (7-8), Phil Cullen, Utah vs. Indiana, 1st R, 3-14-2002

FREE THROWS MADE

- 23, Bob Carney, Bradley vs. Colorado, RSF, 3-12-1954
23, Travis Mays, Texas vs. Georgia, 1st R, 3-17-1990
21, David Robinson, Navy vs. Syracuse, 2d R, 3-16-1986
19, Tom Hammonds, Georgia Tech vs. Iowa St., 1st R, 3-18-1988
18, John O'Brien, Seattle U. vs. Wyoming, R3d, 3-14-1953
18, Jon Rose, UConn vs. Boston U., 1st R, 3-10-1959
18, Gail Goodrich, UCLA vs. Michigan, CH, 3-20-1965
18, Wayne Simien, Kansas vs. UAB, RSF, 3-26-2004
18, Jared Dudley, Boston College vs. Milwaukee, 2d R, 3-19-2005
-
- 19, Thomas Walkup, *SFA vs. West Virginia, 1st R, 3-18-2016

FREE THROWS ATTEMPTED

- 27, David Robinson, Navy vs. Syracuse, 2d R, 3-16-1986
27, Travis Mays, Texas vs. Georgia, 1st R, 3-17-1990
26, Bob Carney, Bradley vs. Colorado, RSF, 3-12-1954
24, Donnie Gaunce, Morehead St. vs. Iowa, RSF, 3-16-1956
22, John O'Brien, Seattle U. vs. Wyoming, R3d, 3-14-1953
22, Wilt Chamberlain, Kansas vs. Oklahoma City, RF, 3-16-1957
22, Roger Newman, Kentucky vs. Ohio St., RF, 3-18-1961
22, Ronny Turiaf, Gonzaga vs. Cincinnati, 1st R, 3-20-2003
22, Zach Edey, Purdue vs. Tennessee, RF, 3-31-2024
21, Adrian Dantley, Notre Dame vs. Kansas, 1st R, 3-15-1975
21, John Bagley, Boston College vs. Wake Forest, 2d R, 3-15-1981
21, Tom Hammonds, Georgia Tech vs. Iowa St., 1st R, 3-18-1988

- 21, Brad Miller, Purdue vs. Rhode Island, 1st R, 3-13-1997
21, Jared Dudley, Boston College vs. Milwaukee, 2d R, 3-19-2005

-
- 21, Vernon Maxwell, *Florida vs. North Carolina St., 1st R, 3-13-1987

FREE-THROW PERCENTAGE (Minimum 13 FTM)

- 100% (17-17), Adreian Payne, Michigan St. vs. Delaware, 2nd R, 3-20-2014
100% (16-16), Bill Bradley, Princeton vs. Saint Joseph's, 1st R, 3-11-1963 (OT)
100% (16-16), Fennis Dembo, Wyoming vs. UCLA, 2d R, 3-14-1987
100% (15-15), Austin Croshere, Providence vs. Marquette, 1st R, 3-14-1997
100% (14-14), Kemba Walker, UConn vs. Cincinnati, 3d R, 3-19-2011
100% (13-13), Bill Bradley, Princeton vs. Providence, RF, 3-13-1965
100% (13-13), Mike Maloy, Davidson vs. St. John's (NY), RSF, 3-13-1969
100% (13-13), Al Gooden, Ball St. vs. Boston College, 1st R, 3-13-1981
100% (13-13), J'Covan Brown, Texas vs. Arizona, 3d R, 3-20-2011
100% (13-13), Christen Cunningham, Louisville vs. Minnesota, 1st R, 3-21-2019
100% (13-13), Teddy Allen, New Mexico St. vs. UConn, 1st R, 3-17-2022
100% (13-13), Jordan Miller, Miami (FL) vs. Texas, RF, 3-26-2023

REBOUNDS

- 34, Fred Cohen, Temple vs. UConn, RSF, 3-16-1956
31, Nate Thurmond, Bowling Green vs. Mississippi St., R3d, 3-16-1963
30, Jerry Lucas, Ohio St. vs. Kentucky, RF, 3-18-1961
29, Toby Kimball, UConn vs. Saint Joseph's, 1st R, 3-8-1965
28, Elvin Hayes, Houston vs. Pacific, R3d, 3-12-1966
27, Bill Russell, San Francisco vs. Iowa, CH, 3-19-1956
27, John Green, Michigan St. vs. Notre Dame, RSF, 3-15-1957
27, Paul Silas, Creighton vs. Oklahoma City, 1st R, 3-9-1964
27, Elvin Hayes, Houston vs. Loyola Chicago, 1st R, 3-9-1968
26, Howard Jolliff, Ohio vs. Georgia Tech, RSF, 3-11-1960
26, Tom Gola, La Salle vs. North Carolina St., RSF, 3-12-1954
26, Phil Hubbard, Michigan vs. Detroit Mercy, RSF, 3-17-1977
25, Tom Gola, La Salle vs. Canisius, RF, 3-12-1955
25, Jerry Lucas, Ohio St. vs. Western Ky., RSF, 3-11-1960
25, Elvin Hayes, Houston vs. TCU, RF, 3-16-1968
25, Oscar Tshibwe, Kentucky vs. Providence, 1st R, 3-17-2023

REBOUNDS SINCE 1973

- 26, Phil Hubbard, Michigan vs. Detroit Mercy, RSF, 3-17-1977
- 25, Oscar Tshibwe, Kentucky vs. Providence, 1st R, 3-17-2023
- 24, Tom Burleson, North Carolina St. vs. Providence, RSF, 3-14-1974
- 23, Kent Benson, Indiana vs. Kentucky, RSF, 3-22-1975
- 23, Angel Delgado, Seton Hall vs. Kansas, 2d R, 3-17-2018
- 22, Larry Kenon, Memphis vs. Providence, NSF, 3-26-1973
- 22, Akeem Olajuwon, Houston vs. Louisville, NSF, 4-2-1983
- 22, Tim Duncan, Wake Forest vs. Oklahoma St., RSF, 3-24-1995
- 22, Tim Duncan, Wake Forest vs. Saint Mary's (CA), 1st R, 3-14-1997
- 22, Luke Harangody, Notre Dame vs. Washington St., 2d R, 3-22-2008
- 22, Tyler Zeller, North Carolina vs. Ohio, RSF, 3-23-2012 (OT)
- 22, Armando Bacot, North Carolina vs. Saint Peter's, RF, 3-27-2022
- 21, Marvin Barnes, Providence vs. Furman, R3d, 3-16-1974
- 21, Leon Douglas, Alabama vs. Arizona St., 1st R, 3-15-1975
- 21, Ralph Sampson, Virginia vs. UAB, RSF, 3-18-1982
- 21, Loy Vaught, Michigan vs. Illinois St., 1st R, 3-16-1990
- 21, Joe Smith, Maryland vs. Texas, 2d R, 3-18-1995
- 21, Nick Collison, Kansas vs. Syracuse, CH, 4-7-2003
- 21, Kenneth Faried, Morehead St. vs. Alabama St., OR/FF, 3-17-2009
- 21, Armando Bacot, North Carolina vs. Duke, NSF, 4-2-2022
- 21, Zach Edey, Purdue vs. Grambling, 1st R, 3-22-2024

ASSISTS

- 19, Marquis Nowell, Kansas St. vs. Michigan St., RSF, 3-23-2023
- 18, Mark Wade, UNLV vs. Indiana, NSF, 3-28-1987
- 16, Earl Watson, UCLA vs. Maryland, 2d R, 3-18-2000
- 16, Mitch Johnson, Stanford vs. Marquette, 2d R, 3-22-2008
- 16, Ja Morant, Murray St. vs. Marquette, 1st R, 3-21-2019
- 15, Kenny Patterson, DePaul vs. Syracuse, 1st R, 3-15-1985
- 15, Keith Smart, Indiana vs. Auburn, 2d R, 3-14-1987
- 15, Pepe Sanchez, Temple vs. Lafayette, 1st R, 3-17-2000
- 15, Aaron Craft, Ohio St. vs. George Mason, 3d R, 3-20-2011
- 15, Braden Smith, Purdue vs. Gonzaga, RSF, 3-29-2024
- 16, Sam Crawford, *New Mexico St. vs. Nebraska, 1st R, 3-19-1993

BLOCKED SHOTS

- 11, Shaquille O'Neal, LSU vs. BYU, 1st R, 3-19-1992
- 10, Shawn Bradley, BYU vs. Virginia, 1st R, 3-14-1991
- 10, Cole Aldrich, Kansas vs. Dayton, 2d R, 3-22-2009
- 10, Jeff Withey, Kansas vs. North Carolina St., RSF, 3-23-2012
- 9, David Robinson, Navy vs. Cleveland St., RSF, 3-21-1986
- 9, D'or Fischer, Northwestern St. vs. Winthrop, OR/FF, 3-13-2001
- 9, Walker Kessler, Auburn vs. Jacksonville St., 1st R, 3-18-2022
- 8, Tim Perry, Temple vs. Lehigh, 1st R, 3-18-1988
- 8, Mark Strickland, Temple vs. Oklahoma St., RSF, 3-22-1991 (OT)
- 8, Acie Earl, Iowa vs. Duke, 2d R, 3-21-1992
- 8, Tim Duncan, Wake Forest vs. Col. of Charleston, 1st R, 3-17-1994
- 8, Erick Dampier, Mississippi St. vs. Utah, 2d R, 3-19-1995
- 8, Tim Duncan, Wake Forest vs. Oklahoma St., RSF, 3-24-1995
- 8, Kelvin Cato, Iowa St. vs. Illinois St., 1st R, 3-13-1997
- 8, Shane Battier, Duke vs. Kansas, 2d R, 3-19-2000
- 8, Tarvis Williams, Hampton vs. Georgetown, 2d R, 3-17-2001
- 8, Kevin Love, UCLA vs. Texas A&M, 2d R, 3-22-2008
- 8, Dallas Lauderdale, Ohio St. vs. UC Santa Barbara, 1st R, 3-19-2010
- 8, D.J. Stephens, Memphis vs. Saint Mary's (CA), 2d R, 3-21-2013
- 8, Brice Johnson, North Carolina vs. FGCU, 1st R, 3-17-2016
- 8, Jordan Bell, Oregon vs. Kansas, RF, 3-25-2017
- 8, Donovan Clingan, UConn vs. Northwestern, 2d R, 3-24-2024

STEALS

- 8, Darrell Hawkins, Arkansas vs. Holy Cross, 1st R, 3-18-1993
- 8, Grant Hill, Duke vs. California, 2d R, 3-20-1993
- 8, Duane Clemens, Ball St. vs. UCLA, 1st R, 3-16-2000
- 8, Ty Lawson, North Carolina vs. Michigan St., CH, 4-6-2009
- 8, Russ Smith, *Louisville vs. N.C. A&T, 2d R, 3-21-2013
- 8, JD Notae, Arkansas vs. New Mexico St., 2d R, 3-19-2022
- 7, Tommy Amaker, Duke vs. Old Dominion, 2d R, 3-15-1986
- 7, Tommy Amaker, Duke vs. Louisville, CH, 3-31-1986
- 7, Reggie Miller, UCLA vs. Wyoming, 2d R, 3-14-1987
- 7, Delray Brooks, Providence vs. Austin Peay, 2d R, 3-14-1987 (OT)
- 7, Ricky Grace, Oklahoma vs. Iowa, RSF, 3-20-1987 (OT)
- 7, Mookie Blaylock, Oklahoma vs. Kansas, CH, 4-4-1988

- 7, Scott Burrell, UConn vs. Xavier, 2d R, 3-16-1991
- 7, Ted Ellis, Manhattan vs. Oklahoma, 1st R, 3-16-1995
- 7, Kawika Akina, Northern Ariz. vs. Cincinnati, 1st R, 3-12-1998
- 7, T.J. Ford, Texas vs. Oregon, RSF, 3-22-2002
- 7, Zakee Wadood, ETSU vs. Wake Forest, 1st R, 3-21-2003
- 7, Jamon Gordon, Virginia Tech vs. Illinois, 1st R, 3-16-2007
- 7, Darryl Proctor, UMBC vs. Georgetown, 1st R, 3-21-2008
- 7, Brent Arrington, Mississippi Val. vs. Western Ky., 1st R, 3-13-2012

- 7, Edgar Padilla, *Massachusetts vs. UCF, 1st R, 3-14-1996

TRIPLE-DOUBLES

- Gary Grant, Michigan vs. North Carolina, 2d R, 3-14-1987: 24 pts., 10 rebs. & 10 asts.
- Shaquille O'Neal, LSU vs. BYU, 1st R, 3-19-1992: 26 pts., 13 rebs. & 11 blks.
- David Cain, St. John's (NY) vs. Texas Tech, 1st R, 3-18-1993: 12 pts., 11 rebs. & 11 asts.
- Andre Miller, Utah vs. Arizona, RF, 3-21-1998: 18 pts., 14 rebs. & 13 asts.
- Dwyane Wade, Marquette vs. Kentucky, RF, 3-29-2003: 29 pts., 11 rebs. & 11 asts.
- Cole Aldrich, Kansas vs. Dayton, 2d R, 3-22-2009: 13 pts., 20 rebs. & 10 blks.
- Draymond Green, Michigan St. vs. UCLA, 2d R, 3-17-2011: 23 pts., 11 rebs. & 10 asts.
- Draymond Green, Michigan St. vs. LIU, 2d R, 3-16-2012: 24 pts., 12 rebs. & 10 asts.
- Ja Morant, Murray St. vs. Marquette, 1st R, 3-21-2019: 17 pts., 11 rebs. & 16 asts.

"UNOFFICIAL" TRIPLE-DOUBLES

- B.H. Born, Kansas vs. Indiana, CH, 3-18-1953: 26 pts., 15 rebs. & 13 blks.
- Oscar Robertson, Cincinnati vs. Kansas St., RF, 3-14-1959: 24 pts., 17 rebs. & 13 asts.
- Oscar Robertson, Cincinnati vs. Louisville, N3d, 3-21-1959: 39 pts., 17 rebs. & 10 asts.
- Oscar Robertson, Cincinnati vs. California, NSF, 3-18-1960: 18 pts., 10 rebs. & 10 asts.
- Oscar Robertson, Cincinnati vs. NYU, N3d, 3-19-1960: 32 pts., 14 rebs. & 11 asts.
- Artis Gilmore, Jacksonville vs. Western Ky., 1st R, 3-13-1971: 12 pts., 22 rebs. & 11 blks.
- Magic Johnson, Michigan St. vs. Lamar University, 2d R, 3-11-1979: 13 pts., 17 rebs. & 10 asts.
- Magic Johnson, Michigan St. vs. Penn, NSF, 3-24-1979: 29 pts., 10 rebs. & 10 asts.

NOTE: Although assists were not ranked nationally until 1984, and steals and blocked shots were added in 1986, many official tournament box scores before this time included these statistics and were used in compiling the list of "unofficial" tournament triple-doubles.

INDIVIDUAL SERIES

(Three-Game Minimum for Averages and Percentages)

POINTS

- 184, Glen Rice, Michigan, 1989 (6 games)
- 177, Bill Bradley, Princeton, 1965 (5)
- 177, Zach Edey, Purdue, 2024 (6)
- 167, Elvin Hayes, Houston, 1968 (5)
- 163, Danny Manning, Kansas, 1988 (6)
- 160, Hal Lear, Temple, 1956 (5)
- 160, Jerry West, West Virginia, 1959 (5)
- 158, Austin Carr, Notre Dame, 1970 (3)
- 158, Joe Barry Carroll, Purdue, 1980 (6)
- 155, Juan Dixon, Maryland, 2002 (6)

SCORING AVERAGE

- 52.7 (158 points in 3 games), Austin Carr, Notre Dame, 1970
- 41.7 (125 in 3), Austin Carr, Notre Dame, 1971
- 35.8 (143 in 4), Jerry Chambers, Utah, 1966
- 35.8 (143 in 4), Bo Kimble, LMU (CA), 1990
- 35.4 (177 in 5), Bill Bradley, Princeton, 1965
- 35.3 (141 in 4), Clyde Lovellette, Kansas, 1952
- 35.0 (140 in 4), Gail Goodrich, UCLA, 1965
- 35.0 (105 in 3), Jerry West, West Virginia, 1960
- 34.8 (139 in 4), Bob Houbregs, Washington, 1953
- 34.8 (139 in 4), Carsen Edwards, Purdue, 2019

FIELD GOALS

- 75, Glen Rice, Michigan, 1989 (6 games)
- 70, Elvin Hayes, Houston, 1968 (5)
- 69, Danny Manning, Kansas, 1988 (6)
- 68, Austin Carr, Notre Dame, 1970 (3)
- 66, Johnny Dawkins, Duke, 1986 (6)
- 66, Zach Edey, Purdue, 2024 (6)
- 65, Bill Bradley, Princeton, 1965 (5)
- 63, Hal Lear, Temple, 1956 (5)
- 63, Joe Barry Carroll, Purdue, 1980 (6)
- 63, Stacey King, Oklahoma, 1988 (6)

61, Jim McDaniels, *Western Ky., 1971 (5)

FIELD GOALS ATTEMPTED

- 137, Elvin Hayes, Houston, 1968 (5 games)
- 131, Glen Rice, Michigan, 1989 (6)
- 125, Danny Manning, Kansas, 1988 (6)
- 124, Lennie Rosenbluth, North Carolina, 1957 (5)
- 121, Ernie DiGregorio, Providence, 1973 (5)
- 121, Bo Kimble, LMU (CA), 1990 (4)
- 119, Elvin Hayes, Houston, 1967 (5)
- 118, Austin Carr, Notre Dame, 1970 (3)
- 116, Rick Mount, Purdue, 1969 (4)

138, Jim McDaniels, *Western Ky., 1971 (5)

FIELD-GOAL PERCENTAGE

(Minimum Five FGM Per Game)

- 81.5% (22-27), Jerrell Wright, La Salle, 2013 (4 games)
- 80.6% (29-36), Mark Williams, Duke, 2022 (5)
- 80.0% (16-20), Tyler Davis, Texas A&M, 2016 (3)
- 78.9% (15-19), Arinze Onuaku, Syracuse, 2009 (3)
- 78.9% (15-19), Oumar Ballo, Arizona, 2024 (3)
- 78.8% (26-33), Christian Laettner, Duke, 1989 (5)
- 78.6% (22-28), Heyward Dotson, Columbia, 1968 (3)
- 78.0% (32-41), Kevin Gamble, Iowa, 1987 (4)
- 78.0% (46-59), Blake Griffin, Oklahoma, 2009 (4)
- 77.4% (24-31), Vernon Macklin, Florida, 2011 (4)
- 78.3% (18-23), Winston Bennett, *Kentucky, 1988 (3)

THREE-POINT FIELD GOALS

- 28, Carsen Edwards, Purdue, 2019 (4 games)
- 27, Glen Rice, Michigan, 1989 (6)
- 26, Freddie Banks, UNLV, 1987 (5)
- 24, Dennis Scott, Georgia Tech, 1990 (5)
- 23, Jeff Fryer, LMU (CA), 1990 (4)
- 23, Jason Williams, Duke, 2001 (6)
- 23, Luther Head, Illinois, 2005 (6)
- 23, Lee Humphrey, Florida, 2007 (6)
- 23, Stephen Curry, Davidson, 2008 (4)
- 23, Shelvin Mack, Butler, 2011 (6)

THREE-POINT FIELD GOALS MADE PER GAME

- 7.00 (28 3FGM in 4 games), Carsen Edwards, Purdue, 2019
- 5.75 (23 in 4), Jeff Fryer, LMU (CA), 1990
- 5.75 (23 in 4), Stephen Curry, Davidson, 2008
- 5.33 (16 in 3), Robert Sallie, Memphis, 2009
- 5.25 (21 in 4), William Scott, Kansas St., 1988
- 5.20 (26 in 5), Freddie Banks, UNLV, 1987
- 5.00 (15 in 3), Gerry McNamara, Syracuse, 2004
- 4.80 (24 in 5), Dennis Scott, Georgia Tech, 1990
- 4.75 (19 in 4), A.J. Abrams, Texas, 2008
- 4.67 (14 in 3), Dedric Willoughby, Iowa St., 1997
- 4.67 (14 in 3), Tyron Brazelton, Western Ky., 2008
- 4.67 (14 in 3) Bryce Alford, UCLA, 2015
- 4.67 (14 in 3) Bronson Koenig, Wisconsin, 2017
- 4.67 (14 in 3) Buddy Boeheim, Syracuse, 2021

THREE-POINT FIELD GOALS ATTEMPTED

- 66, Jason Williams, Duke, 2001 (6 games)
- 65, Freddie Banks, UNLV, 1987 (5)
- 61, Carsen Edwards, Purdue, 2019 (4)
- 58, Luther Head, Illinois, 2005 (6)
- 58, Caleb Love, North Carolina, 2022 (6)
- 57, Shelvin Mack, Butler, 2011 (6)
- 55, Jeff Fryer, LMU (CA), 1990 (4)
- 54, Dennis Scott, Georgia Tech, 1990 (5)
- 53, Kyle Guy, Virginia, 2019 (6)
- 49, Glen Rice, Michigan, 1989 (6)
- 49, Kirk Hinrich, Kansas, 2003 (6)
- 49, Lee Humphrey, Florida, 2007 (6)

THREE-POINT FIELD-GOAL PERCENTAGE

(Minimum 1.5 3FGM Per Game, 2.0 3FGM since 2002)

- 100% (6-6), Ranzino Smith, North Carolina, 1987 (4 games)
- 85.7% (6-7), Mike Chappell, Duke, 1998 (4)
- 81.8% (9-11), Brandon Rush, Kansas, 2007 (4)
- 80.0% (8-10), John Crotty, Virginia, 1989 (4)
- 77.8% (7-9), Corey Williams, Oklahoma St., 1992 (3)
- 77.8% (7-9), Kenny Brown, Stanford, 2008 (3)
- 75.0% (6-8), Brian Boddicker, Texas, 2002 (3)
- 75.0% (6-8), Ryan Childress, Tennessee, 2007 (3)
- 72.7% (8-11), A.J. Granger, Michigan St., 1999 (5)
- 71.4% (5-7), Ben Caton, Utah, 1996 (3)
- 71.4% (5-7), Casey Calvary, Gonzaga, 2001 (3)
- 71.4% (10-14), David Lighty, Ohio St., 2011 (3)

FREE THROWS MADE

- 55, Bob Carney, Bradley, 1954 (5 games)
- 49, Don Schlundt, Indiana, 1953 (4)
- 49, Christian Laettner, Duke, 1991 (6)
- 47, Bill Bradley, Princeton, 1965 (5)
- 46, Jerry West, West Virginia, 1959 (5)
- 45, Cedric Maxwell, Charlotte, 1977 (5)
- 45, Michael Doleac, Utah, 1998 (6)
- 45, Zach Edey, Purdue, 2024 (6)
- 44, Len Chappell, Wake Forest, 1962 (5)
- 44, Kemba Walker, UConn, 2011 (6)

FREE THROWS ATTEMPTED

- 71, Jerry West, West Virginia, 1959 (5 games)
- 70, Bob Carney, Bradley, 1954 (5)
- 66, Zach Edey, Purdue, 2024 (6)
- 63, Don Schlundt, Indiana, 1953 (4)
- 62, Wilt Chamberlain, Kansas, 1957 (4)
- 62, Len Chappell, Wake Forest, 1962 (5)
- 55, David Robinson, Navy, 1986 (4)
- 54, Christian Laettner, Duke, 1991 (6)
- 54, Michael Doleac, Utah, 1998 (6)
- 54, Armando Bacot, North Carolina, 2022 (6)

63, Chris Douglas-Roberts, *Memphis, 2008 (6)

PERFECT FREE-THROW PERCENTAGE

(Most Free Throws; No Game Minimum)

- 100% (35-35), Arthur Lee, Stanford, 1998 (5 games)
- 100% (25-25), J'Covan Brown, Texas, 2011 (2 games)
- 100% (23-23), Richard Morgan, Virginia, 1989 (4)
- 100% (23-23), Doug McDermott, Creighton, 2013 (2)
- 100% (21-21), Keith Van Horn, Utah, 1997 (4)
- 100% (20-20), Shammond Williams, North Carolina, 1998 (5)
- 100% (18-18), Harley Swift, ETSU, 1968 (3)
- 100% (18-18), Mike Vreeswyk, Temple, 1988 (4)
- 100% (18-18), Malcolm Brogdon, Virginia, 2016 (4)

100% (17-17), Henry Bibby, UCLA, 1971 (4)
100% (17-17), Oliver Robinson, UAB, 1981 (3)

100% (19-19), Derrick McKey, *Alabama, 1987 (3)

FREE-THROW PERCENTAGE

(Minimum 20 FTM)

100% (35-35), Arthur Lee, Stanford, 1998 (5 games)

100% (23-23), Richard Morgan, Virginia, 1989 (4)

100% (21-21), Keith Van Horn, Utah, 1997 (4)

100% (20-20), Shammond Williams, North Carolina, 1998 (5)

97.1% (33-34), Lynn Greer, Temple, 2001 (4)

96.3% (26-27), Sidney Moncrief, Arkansas, 1979 (3)

96.2% (25-26), Jeff Lamp, Virginia, 1981 (5)

96.2% (25-26), Michael Doleac, Utah, 1997 (4)

96.0% (24-25), Dwayne McClain, Villanova, 1985 (6)

95.7% (22-23), Marcus Williams, Connecticut, 2006 (4)

REBOUNDS

102, Tom Gola, La Salle, 1954 (5 games)

99, Armando Bacot, North Carolina, 2022 (6)

97, Elvin Hayes, Houston, 1968 (5)

96, Tom Gola, La Salle, 1955 (5)

93, Artis Gilmore, Jacksonville, 1970 (5)

91, Elgin Baylor, Seattle U., 1958 (5)

90, Sam Lacey, New Mexico St., 1970 (5)

87, Zach Edey, Purdue, 2024 (6)

86, Len Chappell, Wake Forest, 1962 (5)

83, Tom Sanders, NYU, 1960 (5)

89, Clarence Glover, *Western Ky., 1971 (5)

REBOUNDS SINCE 1973

99, Armando Bacot, North Carolina, 2022 (6 games)

87, Zach Edey, Purdue, 2024 (6)

81, Nick Collison, Kansas, 2003 (6)

75, Larry Johnson, UNLV, 1990 (6)

75, Thomas Robinson, Kansas, 2012 (6)

74, Anthony Davis, Kentucky, 2012 (6)

73, Derrick Coleman, Syracuse, 1987 (6)

69, Kennedy Meeks, North Carolina, 2017 (6)

68, Emeka Okafor, UConn, 2004 (6)

68, Al Horford, Florida, 2007 (6)

68, Chris Webber, *Michigan, 1993 (6)

REBOUND AVERAGE

23.3 (70 rebounds in 3 games), Nate Thurmond, Bowling Green, 1963

21.7 (65 in 3), Howard Jolliff, Ohio, 1960

20.4 (102 in 5), Tom Gola, La Salle, 1954

19.4 (97 in 5), Elvin Hayes, Houston, 1968

19.3 (77 in 4), John Green, Michigan St., 1957

19.2 (96 in 5), Tom Gola, La Salle, 1954

19.0 (57 in 3), Paul Silas, Creighton, 1964

18.8 (75 in 4), Lew Alcindor, UCLA, 1968

18.6 (93 in 5), Artis Gilmore, Jacksonville, 1970

18.3 (73 in 4), Jerry Lucas, Ohio St., 1961

REBOUND AVERAGE SINCE 1973

17.0 (51 rebounds in 3 games), Marvin Barnes, Providence, 1974

16.5 (99 in 6), Armando Bacot, North Carolina, 2022

16.3 (49 in 3), Mike Franklin, Cincinnati, 1975

15.7 (47 in 3), Cole Aldrich, Kansas, 2009

15.3 (61 in 4), Tom Burleson, North Carolina St., 1974

15.0 (45 in 3), Phil Hubbard, Michigan, 1977

15.0 (45 in 3), Shelden Williams, Duke, 2006

15.0 (60 in 4), Blake Griffin, Oklahoma, 2009

15.0 (45 in 3), Arsalan Kazemi, Oregon, 2013

14.7 (44 in 3), Dale Davis, Clemson, 1990

ASSISTS

61, Mark Wade, UNLV, 1987 (5 games)

56, Rumeal Robinson, Michigan, 1989 (6)

54, Markquis Nowell, Kansas St., 2023 (4)

52, Braden Smith, Purdue, 2024 (6)

51, T.J. Ford, Texas, 2003 (5)

50, Deron Williams, Illinois, 2005 (6)

49, Sherman Douglas, Syracuse, 1987 (6)

47, Bobby Hurley, Duke, 1992 (6)

46, Lazarus Sims, Syracuse, 1996 (6)

46, Joey Rodriguez, VCU, 2011 (6)

ASSISTS AVERAGE

13.50 (54 assists in 4 games), Markquis Nowell, Kansas St., 2023

12.20 (61 in 5), Mark Wade, UNLV, 1987

11.00 (33 in 3), Earl Watson, UCLA, 2000

10.67 (32 in 3), Mark Wade, UNLV, 1986

10.33 (31 in 3), Jason Kidd, California, 1993

10.33 (31 in 3), Brett Comer, FGCU, 2013

10.20 (51 in 5), T.J. Ford, Texas, 2003

9.75 (39 in 4), John Crotty, Virginia, 1989

9.75 (39 in 4), Kendall Marshall, North Carolina, 2011

9.67 (29 in 3), Drew Barry, Georgia Tech, 1996

9.67 (29 in 3), Reggie Geary, Arizona, 1996

9.67 (29 in 3), Mitch Johnson, Stanford, 2008

BLOCKED SHOTS

31, Jeff Withey, Kansas, 2012 (6 games)

29, Joakim Noah, Florida, 2006 (6)

29, Anthony Davis, Kentucky, 2012 (6)

24, Loren Woods, Arizona, 2001 (6)

23, David Robinson, Navy, 1986 (4)

21, Ken Johnson, Ohio St., 1999 (5)

21, Kevin Love, UCLA, 2008 (5)

20, Tim Perry, Temple, 1988 (4)

20, Tyler Lydon, Syracuse, 2016 (5)

19, Alonzo Mourning, Georgetown, 1989 (4)

19, Donovan Clingan, UConn, 2024 (6)

21, Marcus Camby, *Massachusetts, 1996 (5)

BLOCKED SHOT AVERAGE

5.75 (23 blocks in 4 games), David Robinson, Navy, 1986

5.67 (17 in 3), Jeff Withey, Kansas, 2013

5.33 (16 in 3), Tim Duncan, Wake Forest, 1995

5.33 (16 in 3), Erick Dampier, Mississippi St., 1995

5.33 (16 in 3), Cole Aldrich, Kansas, 2009

5.17 (31 in 6), Jeff Withey, Kansas, 2012

5.00 (20 in 4), Tim Perry, Temple, 1988

5.00 (15 in 3), Shelden Williams, Duke, 2006

4.83 (29 in 6), Joakim Noah, Florida, 2006

4.83 (29 in 6), Anthony Davis, Kentucky, 2012

STEALS

23, Mookie Blaylock, Oklahoma, 1988 (6 games)

19, Mike Kelley, Wisconsin, 2000 (5)

18, Tommy Amaker, Duke, 1986 (6)

18, Mark Wade, UNLV, 1987 (5)

18, Lee Mayberry, Arkansas, 1990 (5)

17, Kendall Gill, Illinois, 1989 (5)

17, Antoine Walker, Kentucky, 1996 (6)

17, Jason Terry, Arizona, 1997 (6)

17, Wayne Turner, Kentucky, 1997 (6)

17, Gilbert Arenas, Arizona, 2001 (6)

17, Mario Chalmers, Kansas, 2008 (6)

19, Edgar Padilla, *Massachusetts, 1996 (5)

STEALS AVERAGE

5.00 (15 steals in 3 games), Jevon Carter, West Virginia, 2018

4.67 (14 in 3), Ricky Grace, Oklahoma, 1987

4.33 (13 in 3), Jason Kidd, California, 1993

4.00 (16 in 4), Markquis Nowell, Kansas St., 2023

3.83 (23 in 6), Mookie Blaylock, Oklahoma, 1988

3.80 (19 in 5), Mike Kelley, Wisconsin, 2000

3.67 (11 in 3), Scott Burrell, UConn, 1991

3.67 (11 in 3), Damian Owens, West Virginia, 1998

3.67 (11 in 3), Jason Hart, Syracuse, 1998

3.67 (11 in 3), Jamaal Williams, Washington, 2006

3.67 (11 in 3), Fred Van Vleet, Wichita St., 2016

3.67 (11 in 3), Tyrese Hunter, Iowa St., 2022

3.80 (19 in 5), Edgar Padilla, *Massachusetts, 1996

INDIVIDUAL CAREER

(Two-Year Minimum for Averages and Percentages)

POINTS

- 407, Christian Laettner, Duke, 1989-92 (23 games)
358, Elvin Hayes, Houston, 1966-68 (13)
328, Danny Manning, Kansas, 1985-88 (16)
325, Tyler Hansbrough, North Carolina, 2006-09 (17)
324, Oscar Robertson, Cincinnati, 1958-60 (10)
308, Glen Rice, Michigan, 1986-89 (13)
304, Lew Alcindor, UCLA, 1967-69 (12)
303, Bill Bradley, Princeton, 1963-65 (9)
303, Corliss Williamson, Arkansas, 1993-95 (15)
301, Drew Timme, Gonzaga, 2021-23 (13)
294, Juan Dixon, Maryland, 1999-2002 (16)
289, Austin Carr, Notre Dame, 1969-71 (7)
279, Calbert Cheaney, Indiana, 1990-93 (13)
278, Shane Battier, Duke, 1998-2001 (19)
275, Jerry West, West Virginia, 1958-60 (9)
269, Danny Ferry, Duke, 1986-89 (19)
269, Grant Hill, Duke, 1991-94 (20)
267, Nick Collison, Kansas, 2000-03 (16)
267, Kenny Boynton, Florida, 2010-13 (13)
266, Jerry Lucas, Ohio St., 1960-62 (12)
260, Reggie Williams, Georgetown, 1984-87 (17)
260, Miles Simon, Arizona, 1995-98 (14)

280, Juwan Howard, *Michigan, 1992-94 (16)

SCORING AVERAGE

(Minimum six games)

- 41.3 (289 points in 7 games), Austin Carr, Notre Dame, 1969-71
33.7 (303 in 9), Bill Bradley, Princeton, 1963-65
32.4 (324 in 10), Oscar Robertson, Cincinnati, 1958-60
30.6 (275 in 9), Jerry West, West Virginia, 1958-60
30.5 (183 in 6), Bob Pettit, LSU, 1953-54
29.3 (176 in 6), Dan Issel, Kentucky, 1968-70
29.1 (204 in 7), Bo Kimble, LMU (CA), 1988-90
28.6 (200 in 7), David Robinson, Navy, 1985-87
27.8 (167 in 6), Hank Finkel, Dayton, 1965-66
27.6 (221 in 8), Len Chappell, Wake Forest, 1961-62
27.5 (358 in 13), Elvin Hayes, Houston, 1966-68
27.4 (192 in 7), Bob Houbregs, Washington, 1951, 53
27.0 (162 in 6), Don Schlundt, Indiana, 1953-54
26.7 (160 in 6), Travis Mays, Texas, 1989-90
26.3 (184 in 7), Jimmer Fredette, BYU, 2008-11
25.8 (155 in 6), Ollie Johnson, San Francisco, 1963-65
25.7 (180 in 7), Kenny Anderson, Georgia Tech, 1990-91
25.5 (153 in 6), Barry Kramer, NYU, 1962-63
-
- 29.3 (176 in 6), Jim McDaniels, *Western Ky., 1970-71
29.2 (175 in 6), Bo Lamar, *Louisiana, 1972-73

FIELD GOALS

- 152, Elvin Hayes, Houston, 1966-68 (13 games)
140, Danny Manning, Kansas, 1985-88 (16)
128, Glen Rice, Michigan, 1986-89 (13)
128, Christian Laettner, Duke, 1989-92 (23)
123, Corliss Williamson, Arkansas, 1993-95 (15)

FIELD GOALS ATTEMPTED

- 310, Elvin Hayes, Houston, 1966-68 (13 games)
257, Danny Manning, Kansas, 1985-88 (16)
235, Oscar Robertson, Cincinnati, 1958-60 (10)
225, Austin Carr, Notre Dame, 1969-71 (7)
224, Glen Rice, Michigan, 1986-89 (13)

FIELD-GOAL PERCENTAGE

(Minimum 70 FGM)

- 68.6% (109-159), Bill Walton, UCLA, 1972-74 (12 games)
68.4% (78-114), Stephen Thompson, Syracuse, 1987-90 (15)
68.0% (70-103), Brad Daugherty, North Carolina, 1983-86 (12)
65.2% (86-132), Andre Hutson, Michigan St., 1998-2001 (19)
65.1% (95-146), Akeem Olajuwon, Houston, 1982-84 (15)

THREE-POINT FIELD GOALS

- 47, Lee Humphrey, Florida, 2004-07 (15 games)
43, Shelvin Mack, Butler, 2009-11 (13)
42, Bobby Hurley, Duke, 1990-93 (20)
41, A.J. Abrams, Texas, 2006-09 (12)
40, Tony Delk, Kentucky, 1993-96 (17)

THREE-POINT FIELD GOALS ATTEMPTED

- 115, J.J. Redick, Duke, 2003-06 (14 games)
112, Jason Williams, Duke, 2000-02 (12)
103, Anderson Hunt, UNLV, 1989-91 (15)
102, Lee Humphrey, Florida, 2004-07 (15)
100, Jeff Boschee, Kansas, 1999-2002 (12)

THREE-POINT FIELD GOALS MADE PER GAME

(Minimum 25 3FGM)

- 5.43 (38 3FGM in 7 games), Jeff Fryer, LMU (CA), 1988-90
4.33 (26 in 6), William Scott, Kansas St., 1987-88
4.13 (33 in 8), Dennis Scott, Georgia Tech, 1988-90
3.80 (38 in 10), Carsen Edwards, Purdue, 2017-19
3.78 (34 in 9), Darnell Burton, Cincinnati, 1994-97
3.50 (28 in 8), Darryl Wilson, Mississippi St., 1995-96

THREE-POINT FIELD-GOAL PERCENTAGE

(Minimum 20 3FGM)

- 65.0% (26-40), William Scott, Kansas St., 1987-88 (5 games)
62.5% (20-32), Sam Cassell, Florida St., 1992-93 (7)

61.8% (21-34), Steve Alford, Indiana, 1984, 86-87 (10)

60.0% (21-35), Pete Campbell, Butler, 2007-08 (5)

59.5% (25-42), Brian Boddicker, Texas, 2001-04 (12)

FREE THROWS MADE

- 142, Christian Laettner, Duke, 1989-92 (23 games)
105, Tyler Hansbrough, North Carolina, 2006-09 (17)
90, Oscar Robertson, Cincinnati, 1958-60 (10)
87, Bill Bradley, Princeton, 1963-65 (9)
83, Ed Pinckney, Villanova, 1982-85 (14)

FREE THROWS ATTEMPTED

- 167, Christian Laettner, Duke, 1989-92 (23 games)
138, Tyler Hansbrough, North Carolina, 2006-09 (17)
119, Lew Alcindor, UCLA, 1967-69 (12)
116, Oscar Robertson, Cincinnati, 1958-60 (10)
115, Ed Pinckney, Villanova, 1982-85 (14)

FREE-THROW PERCENTAGE

(Minimum 30 FTM)

- 97.7% (42-43), Keith Van Horn, Utah, 1995-97 (8 games)
97.4% (38-39), Adreian Payne, Michigan St., 2011-14 (11)
95.7% (45-47), LaBradford Smith, Louisville, 1988-90 (8)
95.7% (44-46), Malcolm Brogdon, Virginia, 2014-16 (9)
94.9% (37-39), Phil Ford, North Carolina, 1975-78 (10)
94.3% (33-35), Lawrence Moten, Syracuse, 1992, 1994-95 (7)
94.3% (33-35), J'Covan Brown, Texas, 2010-12 (4)

FREE-THROW PERCENTAGE

(Minimum 50 FTM)

- 93.5% (58-62), Arthur Lee, Stanford, 1996-99 (12 games)
91.6% (87-95), Bill Bradley, Princeton, 1963-65 (9)
90.6% (58-64), Steve Alford, Indiana, 1984, 86-87 (10)
89.8% (53-59), Johnny Cox, Kentucky, 1957-59 (8)
89.1% (57-64), Jon Scheyer, Duke, 2007-10 (12)

REBOUNDS

- 222, Elvin Hayes, Houston, 1966-68 (13 games)
201, Lew Alcindor, UCLA, 1967-69 (12)
198, Tom Gola, La Salle, 1954-55 (10)
197, Jerry Lucas, Ohio St., 1960-62 (12)
181, Nick Collison, Kansas, 2000-03 (16)
176, Bill Walton, UCLA, 1972-74 (12)
169, Christian Laettner, Duke, 1989-92 (23)
165, Tim Duncan, Wake Forest, 1994-97 (11)
160, Paul Hogue, Cincinnati, 1960-62 (12)
157, Sam Lacey, New Mexico St., 1968-70 (11)
155, Derrick Coleman, Syracuse, 1987-90 (14)
153, Akeem Olajuwon, Houston, 1982-84 (15)

- 146, Tyler Hansbrough, North Carolina, 2006-09 (17)
- 144, Patrick Ewing, Georgetown, 1982-85 (18)
- 144, Shelden Williams, Duke, 203-06 (13)
- 141, Emeka Okafor, UConn, 2002-04 (13)
- 139, Kennedy Meeks, North Carolina, 2014-17 (17)
- 138, Marques Johnson, UCLA, 1974-77 (16)
- 138, George Lynch, North Carolina, 1990-93 (17)
- 137, Len Chappell, Wake Forest, 1961-62 (8)
- 137, Lonny Baxter, Maryland, 1999-2002 (16)
- 137, Al Horford, Florida, 2004-07 (14)
- 137, Armando Bacot, North Carolina, 2021-22, 24 (10)

REBOUNDS SINCE 1973

- 181, Nick Collison, Kansas, 2000-03 (16 games)
- 169, Christian Laettner, Duke, 1989-92 (23)
- 165, Tim Duncan, Wake Forest, 1994-97 (11)
- 155, Derrick Coleman, Syracuse, 1987-90 (14)
- 153, Akeem Olajuwon, Houston, 1982-84 (15)
- 146, Tyler Hansbrough, North Carolina, 2006-09 (17)
- 144, Patrick Ewing, Georgetown, 1982-85 (18)
- 144, Shelden Williams, Duke, 2003-06 (13)
- 141, Emeka Okafor, UConn, 2002-04 (13)
- 139, Kennedy Meeks, North Carolina, 2014-17 (17)
- 138, Marques Johnson, UCLA, 1974-77 (16)
- 138, George Lynch, North Carolina, 1990-93 (17)
- 137, Lonny Baxter, Maryland, 1999-2002 (16)
- 137, Al Horford, Florida, 2004-07 (14)
- 137, Armando Bacot, North Carolina, 2021-22, 24 (10)
- 135, Ed Pinckney, Villanova, 1982-85 (14)
- 135, Shane Battier, Duke, 1998-2001 (19)
- 134, Grant Hill, Duke, 1991-94 (20)
- 131, Danny Ferry, Duke, 1986-89 (19)
- 129, Sam Perkins, North Carolina, 1981-84 (15)
- 128, Mark Madsen, Stanford, 1997-2000 (12)

REBOUNDS AVERAGE

(Minimum six games)

- 19.8 (198 rebounds in 10 games), Tom Gola, La Salle, 1954-55
- 19.7 (118 in 6), John Green, Michigan St., 1957, 59
- 19.2 (115 in 6), Artis Gilmore, Jacksonville, 1970-71
- 18.5 (111 in 6), Paul Silas, Creighton, 1962-64
- 17.1 (137 in 8), Len Chappell, Wake Forest, 1961-62
- 17.1 (222 in 13), Elvin Hayes, Houston, 1966-68
- 16.8 (201 in 12), Lew Alcindor, UCLA, 1967-69
- 16.4 (197 in 12), Jerry Lucas, Ohio St., 1960-62
- 16.2 (97 in 6), Ollie Johnson, San Francisco, 1963-65
- 15.8 (95 in 6), Clarence Glover, Western Ky., 1970-71
- 15.0 (165 in 11), Tim Duncan, Wake Forest, 1994-97

REBOUNDS AVERAGE

SINCE 1973

(Minimum 85 rebounds)

- 15.0 (165 rebounds in 11 games), Tim Duncan, Wake Forest, 1994-97
- 14.1 (99 in 7), Marvin Barnes, Providence, 1973-74
- 14.0 (112 in 8), Bill Walton, UCLA, 1973-74
- 13.7 (137 in 10), Armando Bacot, North Carolina, 2021-22, 24
- 13.3 (106 in 8), Phil Hubbard, Michigan, 1976-77
- 12.3 (86 in 7), David Robinson, Navy, 1985-87
- 12.0 (96 in 8), Maurice Lucas, Marquette, 1973-74
- 11.5 (126 in 11), Larry Johnson, UNLV, 1990-91
- 11.5 (126 in 11), Zach Edey, Purdue, 2021-24
- 11.3 (181 in 16), Nick Collison, Kansas, 2000-03
- 11.3 (113 in 10), Ralph Sampson, Virginia, 1981-83
- 11.3 (90 in 8), Greg Kelsner, Michigan St., 1978-79

ASSISTS

- 145, Bobby Hurley, Duke, 1990-93 (20 games)
- 118, Ed Cota, North Carolina, 1997-2000 (16)
- 106, Sherman Douglas, Syracuse, 1986-89 (14)
- 104, Aaron Miles, Kansas, 2002-05 (16)
- 100, Greg Anthony, UNLV, 1989-91 (15)

ASSISTS AVERAGE

(Minimum 50 assists)

- 11.63 (93 assists in 8 games), Mark Wade, UNLV, 1986-87
- 10.80 (54 in 5), Markquis Nowell, Kansas St., 2022-23
- 10.20 (51 in 5), Sam Crawford, New Mexico St., 1992-93
- 8.63 (69 in 8), T.J. Ford, Texas, 2002-03
- 8.45 (93 in 11), Rumeal Robinson, Michigan, 1988-90
- 7.57 (106 in 14), Sherman Douglas, Syracuse, 1986-89

BLOCKED SHOTS

- 50, Tim Duncan, Wake Forest, 1994-97 (11 games)
- 49, Jeff Withey, Kansas, 2010-13 (12)
- 42, Shane Battier, Duke, 1998-2001 (19)
- 41, Joakim Noah, Florida, 2005-07 (13)
- 41, Shelden Williams, Duke, 2003-06 (13)

- 43, Marcus Camby, *Massachusetts, 1994-96 (11)

BLOCKED SHOTS AVERAGE

(Minimum 25 blocks)

- 5.80 (29 blocked shots in 5 games), Shaquille O'Neal, LSU, 1990-92
- 5.00 (25 in 5), David Robinson, Navy, 1986-87
- 4.55 (50 in 11), Tim Duncan, Wake Forest, 1994-97
- 4.08 (49 in 12), Jeff Withey, Kansas, 2010-13
- 3.86 (27 in 7), Ken Johnson, Ohio St., 1999-2000
- 3.91 (43 in 11), Marcus Camby, *Massachusetts, 1994-96

STEALS

- 39, Grant Hill, Duke, 1991-94 (20 games)
- 38, Wayne Turner, Kentucky, 1996-99 (21)
- 38, Chris Duhon, Duke, 2001-04 (17)
- 35, Anthony Epps, Kentucky, 1994-97 (18)
- 34, Mario Chalmers, Kansas, 2005-08 (11)

STEALS AVERAGE

(Minimum 20 steals)

- 3.56 (32 steals in 9 games), Mookie Blaylock, Oklahoma, 1988-89
- 3.11 (28 in 9), Ricky Grace, Oklahoma, 1987-88
- 3.11 (28 in 9), Pepe Sanchez, Temple, 1997-2000
- 3.09 (34 in 11), Mario Chalmers, Kansas, 2005-08
- 2.92 (38 in 13), Aaron Craft, Ohio St., 2011-14

GAMES PLAYED

- 23, Christian Laettner, Duke, 1989-92
- 22, Greg Koubek, Duke, 1988-91
- 22, Brian Davis, Duke, 1989-92
- 21, Wayne Turner, Kentucky, 1996-99
- 20, Thomas Hill, Duke, 1990-93
- 20, Bobby Hurley, Duke, 1990-93
- 20, Grant Hill, Duke, 1991-94
- 20, Antonio Lang, Duke, 1991-94

TEAM GAME

POINTS

- 149, LMU (CA) vs. Michigan (115), 2d R, 3-18-1990
- 131, UNLV vs. LMU (CA) (101), RF, 3-25-1990
- 124, Oklahoma vs. Louisiana Tech (81), 2d R, 3-18-1989
- 123, North Carolina vs. LMU (CA) (97), 2d R, 3-19-1988
- 121, Iowa vs. Notre Dame (106), R3d, 3-14-1970
- 121, UNLV vs. San Francisco (95), 1st R, 3-12-1977
- 121, Tennessee vs. Long Beach St. (86), 1st R, 3-16-2007
- 120, Utah vs. Saint Joseph's (127), N3d, 3-25-1961 (4 OT)
- 120, Arkansas vs. LMU (CA) (101), 1st R, 3-16-1989

- 127, *Saint Joseph's vs. Utah (120), N3d, 3-25-1961 (4 OT)

FEWEST POINTS

- 20, North Carolina vs. Pittsburgh (26), RF, 3-21-1941
- 24, Springfield vs. Indiana (48), RF, 3-20-1940
- 26, Pittsburgh vs. North Carolina (20), RF, 3-21-1941
- 28, Kentucky vs. Dartmouth (47), NSF, 3-21-1942
- 29, Western Ky. vs. Duquesne (30), RF, 3-20-1940
- 29, Baylor vs. Oklahoma St. (44), RF, 3-22-1946
- 29, Mississippi Val. vs. UCLA (70), 1st R, 3-20-2008
- 30, Brown vs. Villanova (42), RF, 3-17-1939

- 30, Duquesne vs. Western Ky. (29), RF, 3-20-1940
- 30, Duquesne vs. Indiana (39), NSF, 3-21-1940
- 30, Pittsburgh vs. Wisconsin (36), NSF, 3-22-1941
- 30, Oregon St. vs. Oklahoma St. (55), NSF, 3-19-1949

WINNING MARGIN

- 69, Loyola Chicago (111) vs. Tennessee Tech (42), 1st R, 3-11-1963
- 58, Kansas (110) vs. Prairie View (52), 1st R, 3-13-1998
- 56, UConn (103) vs. Chattanooga (47), 1st R, 3-19-2009
- 49, UCLA (109) vs. Wyoming (60), RSF, 3-17-1967
- 49, Syracuse (101) vs. Brown (52), 1st R, 3-14-1986
- 47, Duke (101) vs. UConn (54), RF, 3-14-1964
- 47, DePaul (99) vs. Eastern Ky. (52), 1st R, 3-9-1965
- 47, Duke (84) vs. Winthrop (37), 1st R, 3-14-2002
- 47, Syracuse (81) vs. Montana (34), 2d R, 3-22-2013
- 46, Kentucky (113) vs. Mount St. Mary's (67), 1st R, 3-16-1995
- 46, VCU (88) vs. Akron (42), 2d R, 3-21-2013

SMALLEST WINNING MARGIN

- 1, 214 tied (most recent: six in 2023)

POINTS BY LOSING TEAM

- 120, Utah vs. Saint Joseph's (127), N3d, 3-25-1961 (4 OT)
- 115, Wyoming vs. LMU (CA) (119), 1st R, 3-17-1988
- 115, Michigan vs. LMU (CA) (149), 2d R, 3-18-1990
- 109, UNLV vs. Arizona (114), RSF, 3-18-1976 (OT)
- 106, Notre Dame vs. Iowa (121), R3d, 3-14-1970
- 106, Notre Dame vs. Houston (119), R3d, 3-20-1971
- 105, Wake Forest vs. West Virginia (111), 2d R, 3-19-2005 (2 OT)
- 103, Iowa vs. Jacksonville (104), RSF, 3-12-1970
- 103, Kentucky vs. Duke (104), RF, 3-28-1992 (OT)
- 102, BYU vs. Oklahoma City (112), R3d, 3-13-1965
- 102, UCLA vs. Tulsa (112), 1st R, 3-18-1994

FIELD GOALS

- 52, Iowa vs. Notre Dame, R3d, 3-14-1970
- 51, UCLA vs. Dayton, RSF, 3-14-1974 (3 OT)
- 51, UNLV vs. LMU (CA), RF, 3-25-1990
- 50, Utah vs. Saint Joseph's, N3d, 3-25-1961 (4 OT)
- 50, Kentucky vs. Austin Peay, RSF, 3-15-1973 (OT)
- 50, Notre Dame vs. Austin Peay, 1st R, 3-9-1974
- 49, Notre Dame vs. Vanderbilt, R3d, 3-16-1974
- 49, UNLV vs. San Francisco, 1st R, 3-12-1977
- 49, North Carolina vs. LMU (CA), 2d R, 3-19-1988
- 49, LMU (CA) vs. Michigan, 2d R, 3-18-1990

FEWEST FIELD GOALS

- 8, Springfield vs. Indiana, 1st R, 3-20-1940
- 9, Pittsburgh vs. North Carolina, RSF, 3-21-1941
- 9, North Carolina vs. Pittsburgh, RSF, 3-21-1941
- 9, Oklahoma St. vs. Kentucky, CH, 3-26-1949
- 10, Wisconsin vs. Pittsburgh, NSF, 3-22-1941
- 10, Kentucky vs. Dartmouth, NSF, 3-21-1942
- 10, Harvard vs. Ohio St., 1st R, 3-21-1946
- 11, nine tied (most recent: Montana vs. Syracuse, 2d R, 3-21-2013)

FIELD GOALS ATTEMPTED

- 112, Marshall vs. Louisiana, 1st R, 3-11-1972
- 106, Indiana vs. Miami (OH), R3d, 3-15-1958
- 103, Saint Joseph's vs. West Virginia, R3d, 3-12-1960
- 103, Utah vs. Saint Joseph's, N3d, 3-25-1961 (4 OT)
- 103, LMU (CA) vs. North Carolina, 2d R, 3-19-1988
- 102, Notre Dame vs. Houston, R3d, 3-20-1971
- 101, Holy Cross vs. North Carolina St., RSF, 3-24-1950
- 100, Iowa vs. Morehead St., RSF, 3-16-1956
- 100, UCLA vs. San Francisco, RSF, 3-16-1956
- 100, Houston vs. Pacific, R3d, 3-12-1966
- 100, Rutgers vs. UCLA, N3d, 3-29-1976

- 105, *Western Ky. vs. Villanova, NSF, 3-25-1971 (2 OT)
- 101, *Saint Joseph's vs. Utah, N3d, 3-25-1961 (4 OT)

FIELD-GOAL PERCENTAGE

- 80.0% (28-35), Oklahoma St. vs. Tulane, 2d R, 3-22-1992
- 79.0% (49-62), North Carolina vs. LMU (CA), 2d R, 3-19-1988
- 78.6% (22-28), Villanova vs. Georgetown, CH, 4-1-1985
- 75.0% (33-44), Northeastern vs. VCU, 1st R, 3-16-1984
- 74.4% (29-39), Georgetown vs. Oregon St., RF, 3-20-1982
- 73.2% (30-41), North Carolina St. vs. UTEP, 2d R, 3-17-1985
- 71.4% (30-42), Villanova vs. Marshall, 1st R, 3-16-1984
- 71.4% (25-35), Georgetown vs. Notre Dame, 2d R, 3-19-1989
- 71.4% (35-49), Villanova vs. Oklahoma, NSF, 4-2-2016
- 70.5% (31-44), Washington vs. Duke, 2d R, 3-18-1984

- 72.7% (40-55), *Alabama vs. New Orleans, 2d R, 3-14-1987

LOWEST FIELD-GOAL PERCENTAGE

- 12.7% (8-63), Springfield vs. Indiana, RSF, 3-20-1940
- 13.9% (10-72), Harvard vs. Ohio St., RSF, 3-21-1946
- 18.8% (12-64), Butler vs. UConn, CH, 4-4-2011
- 19.4% (14-72), Creighton vs. Cincinnati, RSF, 3-16-1962

- 19.5% (15-77), North Carolina St. vs. Baylor, N3d, 3-28-1950
- 19.7% (13-66), Mississippi Val. vs. UCLA, 1st R, 3-20-2008
- 20.4% (11-54), Montana vs. Syracuse, 2d R, 3-21-2013
- 20.6% (13-63), Arkansas vs. Oregon St., RSF, 3-18-1949
- 20.7% (12-58), Cal Poly vs. Wichita St., 2d R, 3-21-2014
- 21.5% (14-65), Washington St. vs. Wisconsin, CH, 3-29-1941

THREE-POINT FIELD GOALS

- 21, LMU (CA) vs. Michigan, 2d R, 3-18-1990
- 18, Duke vs. Monmouth, 1st R, 3-15-2001
- 18, West Virginia vs. Louisville, RF, 3-26-2005 (OT)
- 18, Villanova vs. Kansas, NSF, 3-31-2018
- 17, LMU (CA) vs. UNLV, RF, 3-25-1990
- 17, Villanova vs. Alabama, 2d R, 3-17-2018
- 17, Auburn vs. North Carolina, RSF, 3-29-2019
- 16, 20 times (most recent: Alabama vs. Clemson, RF, 3-30-2024; Baylor vs. Colgate, 1st R, 3-22-2024; Samford vs. Kansas, 1st R, 3-21-2024)

THREE-POINT FIELD GOALS ATTEMPTED

- 43, Saint Joseph's vs. Boston College, 2d R, 3-15-1997 (OT)
- 42, LIU vs. Villanova, 1st R, 3-13-1997
- 42, Drake vs. Western Ky., 1st R, 3-21-2008 (OT)
- 41, LMU (CA) vs. UNLV, RF, 3-25-1990
- 41, Villanova vs. Alabama, 2d R, 3-17-2018
- 41, Iona vs. North Carolina, 1st R, 3-22-2019
- 40, LMU (CA) vs. Michigan, 2d R, 3-18-1990
- 40, Illinois vs. North Carolina, CH, 4-4-2005
- 40, Ohio St. vs. South Dakota St., 1st R, 3-15-2018
- 40, Villanova vs. Kansas, NSF, 3-31-2018

THREE-POINT FIELD-GOAL PERCENTAGE

(Minimum Seven 3FGM)

- 88.9% (8-9), Kansas St. vs. Georgia, 1st R, 3-12-1987 (OT)
- 80.0% (8-10), Kansas St. vs. Purdue, RSF, 3-25-1988
- 80.0% (8-10), Maryland vs. Massachusetts, 2d R, 3-19-1994
- 78.9% (15-19), Indiana vs. Kent St., RF, 3-23-2002
- 77.8% (7-9), Colorado vs. Indiana, 1st R, 3-13-1997
- 76.9% (10-13), Kansas St. vs. DePaul, 2d R, 3-19-1988
- 73.7% (14-19), Duke vs. Southern Ill., 1st R, 3-18-1993
- 73.3% (11-15), Texas vs. Princeton, 1st R, 3-18-2004
- 72.7% (8-11), Duke vs. Indiana, RSF, 3-20-1987
- 72.7% (8-11), Alabama vs. Colorado St., 1st R, 3-16-1990
- 72.7% (8-11), Kansas vs. California, RSF, 3-25-1993
- 72.7% (8-11), Oregon vs. Saint Louis, 3d R, 3-23-2013

81.8% (9-11), *Alabama vs. N.C. A&T, 1st R,
3-13-1987

FREE THROWS MADE

43, Arizona vs. Illinois, RF, 3-25-2001
41, Utah vs. Santa Clara, R3d, 3-12-1960
41, Navy vs. Syracuse, 2d R, 3-16-1986
39, Seattle U. vs. Utah, R3d, 3-12-1955
39, UTEP vs. Tulsa, 1st R, 3-15-1985
38, Bradley vs. Colorado, RSF, 3-12-1954
38, Loyola Chicago vs. Kentucky, R3d, 3-14-1964
37, Morehead St. vs. Pittsburgh, 1st R, 3-11-1957
37, Jacksonville vs. St. Bonaventure, NSF, 3-19-1970
37, Xavier vs. Kansas St., 1st R, 3-16-1990

37, *Saint Joseph's vs. Utah, N3d, 3-25-1961
(4 OT)

FREE THROWS ATTEMPTED

56, Arizona vs. Illinois, RF, 3-25-2001
55, UTEP vs. Tulsa, 1st R, 3-15-1985
54, Morehead St. vs. Pittsburgh, 1st R, 3-11-1957
53, Morehead St. vs. Iowa, RSF, 3-16-1956
52, Iowa vs. Morehead St., RSF, 3-16-1956
52, Seattle U. vs. UCLA, R3d, 3-17-1956
52, Weber St. vs. Hawaii, 1st R, 3-11-1972
52, Navy vs. Syracuse, 2d R, 3-16-1986
51, Seattle U. vs. Utah, R3d, 3-12-1955
50, West Virginia vs. Saint Joseph's, RSF, 3-13-1959
50, Notre Dame vs. Kansas, 1st R, 3-15-1975

FREE-THROW PERCENTAGE

(Minimum 15 FTM)

100% (22-22), Fordham vs. South Carolina, R3d,
3-20-1971
100% (22-22), Creighton vs. Baylor, 2d R, 3-19-2023
100% (18-18), Kentucky vs. Utah, 2d R, 3-23-2003
100% (17-17), Dayton vs. Villanova, 1st R, 3-15-1985
100% (17-17), Villanova vs. Kentucky, RSF,
3-24-1988
100% (17-17), Notre Dame vs. West Virginia, 2d
R, 3-18-2017
100% (15-15), Villanova vs. Houston, RF, 3-26-2022
96.2% (25-26), Texas vs. New Mexico St., 1st R,
3-16-2007
96.2% (25-26), Michigan St. vs. Bradley, 1st R,
3-21-2019
96.0% (24-25), Georgia Tech vs. Oklahoma St.,
1st R, 3-19-2010
95.8% (23-24), Oklahoma St. vs. Loyola (LA), 1st
R, 3-11-1958
95.7% (22-23), Villanova vs. Pittsburgh, RF,
3-28-2009
95.5% (21-22), Vanderbilt vs. Marquette, RSF,
3-14-1974
95.5% (21-22), UConn vs. North Carolina St.,
2d R, 3-17-2002
95.5% (21-22), UConn vs. Michigan St., RF,
3-30-2014

REBOUNDS

86, Notre Dame vs. Tennessee Tech, 1st R,
3-11-1958
76, Temple vs. UConn, RSF, 3-16-1956
76, Houston vs. North Carolina, N3d, 3-25-1967
76, Houston vs. TCU, RF, 3-25-1968
76, UCLA vs. Weber St., RSF, 3-18-1972
72, UCLA vs. Seattle U., R3d, 3-17-1956
72, Seattle U. vs. Utah St., R3d, 3-14-1964
71, Kansas St. vs. Houston, R3d, 3-17-1970
70, Western Ky. vs. Miami (FL), 1st R, 3-8-1960
70, Arizona St. vs. Southern California, RSF,
3-17-1961

REBOUND MARGIN

42, Notre Dame (86) vs. Tennessee Tech (44),
1st R, 3-11-1958
35, St. John's (NY) (56) vs. UConn (21), 1st R,
3-20-1951
35, Kansas (64) vs. Prairie View (29), 1st R,
3-13-1998
34, Kansas (61) vs. Jackson St. (27), 1st R,
3-13-1997
33, Cincinnati (68) vs. Texas Tech (35), RSF,
3-17-1961
33, Kansas (56) vs. Syracuse (23), 2d R, 3-18-2001
33, North Carolina (63) vs. Ohio (30), RSF, 3-23-2012 (OT)
30, Louisiana Tech (56) vs. Pittsburgh (26), 1st
R, 3-14-1985
30, Kansas (45) vs. Evansville (15), 1st R, 3-12-1999
29, West Virginia (63) vs. Dartmouth (34), 1st R,
3-10-1959
29, Utah (59) vs. LMU (CA) (30), RSF, 3-17-1961
29, Indiana (52) vs. Robert Morris (23), 1st R,
3-11-1982
29, Texas (45) vs. West Virginia (16), RSF, 3-23-2006

ASSISTS

36, North Carolina vs. LMU (CA), 2d R, 3-19-1988
35, UNLV vs. LMU (CA), RF, 3-25-1990
35, Kentucky vs. San Jose St., 1st R, 3-14-1996
33, LMU (CA) vs. Michigan, 2d R, 3-18-1990
33, Kansas vs. Chattanooga, 1st R, 3-17-1994
33, Kentucky vs. Mount St. Mary's, 1st R, 3-16-1995
32, Arkansas vs. Georgia St., 1st R, 3-15-1991
32, Kansas vs. Howard, 1st R, 3-20-1992
32, Kansas vs. South Carolina St., 1st R, 3-15-1996

32, *Michigan vs. ETSU, 2d R, 3-22-1992

BLOCKED SHOTS

15, Kentucky vs. Stony Brook, 1st R, 3-17-2016
14, Kentucky vs. UCLA, RSF, 3-20-1998
13, Louisville vs. Illinois, RSF, 3-24-1989
13, BYU vs. Virginia, 1st R, 3-14-1991
13, Kansas vs. Jackson St., 1st R, 3-13-1997
13, UCLA vs. Mississippi Val., 1st R, 3-20-2008
13, Wake Forest vs. Cleveland St., 1st R, 3-20-2009

- 12, Clemson vs. Saint Mary's (CA), 1st R, 3-16-1989
 12, LSU vs. BYU, 1st R, 3-19-1992
 12, Massachusetts vs. Stanford, 2d R, 3-19-1995
 12, Wyoming vs. Gonzaga, 1st R, 3-14-2002
 12, Kansas vs. Dayton, 2d R, 3-22-2009
 12, Ohio St. vs. UC Santa Barbara, 1st R, 3-19-2010
 12, Memphis vs. Saint Mary's (CA), 2d R, 3-21-2013
 12, Arizona vs. Weber St., 1st R, 3-21-2014
 12, Houston vs. Auburn, 2d R, 3-18-2023

STEALS

- 19, Providence vs. Austin Peay, 2d R, 3-14-1987 (OT)
 19, UConn vs. Boston U., 1st R, 3-15-1990
 19, Washington vs. UConn, RSF, 3-24-2006
 18, Xavier vs. Kansas, 1st R, 3-18-1988
 18, Arkansas vs. Holy Cross, 1st R, 3-18-1993
 18, Louisville vs. Tulsa, 1st R, 3-15-1996
 18, Mississippi Val. vs. Georgetown, 1st R, 3-15-1996
 18, Penn St. vs. North Carolina, 2d R, 3-18-2001
 17, Seton Hall vs. Pepperdine, 1st R, 3-14-1991
 17, Duke vs. St. John's (NY), RF, 3-24-1991
 17, Kentucky vs. Tennessee St., 1st R, 3-18-1994
 17, Duke vs. Michigan St., 2d R, 3-20-1994
 17, Kentucky vs. San Jose St., 1st R, 3-14-1996
 17, Duke vs. Radford, 1st R, 3-13-1998
 17, Duke vs. UCLA, RSF, 3-22-2001
 17, Kansas vs. UCLA, RSF, 3-24-2007

- 20, *Louisville vs. N.C. A&T, 2d R, 3-21-2013

PERSONAL FOULS

- 41, Dayton vs. Illinois, RSF, 3-21-1952
 39, Kansas vs. Notre Dame, 1st R, 3-15-1975
 36, UCLA vs. Seattle U., R3d, 3-17-1956
 36, North Carolina vs. Texas A&M, 2d R, 3-9-1980
 36, Illinois vs. Arizona, RF, 3-25-2001
 35, St. John's (NY) vs. Kansas, CH, 3-26-1952
 35, Iowa vs. Morehead St., RSF, 3-16-1956
 35, Hawaii vs. Weber St., 1st R, 3-11-1972
 35, DePaul vs. VMI, RSF, 3-18-1976 (OT)
 35, DePaul vs. Boston College, 2d R, 3-14-1982

- 35, *Texas Tech vs. Georgetown, RSF, 3-21-1996

PLAYERS DISQUALIFIED

- 6, Kansas vs. Notre Dame, 1st R, 3-15-1975
 6, Illinois vs. Arizona, RF, 3-25-2001
 5, Dayton vs. Illinois, RSF, 3-21-1952
 5, Saint Joseph's vs. West Virginia, RSF, 3-13-1959
 5, DePaul vs. VMI, RSF, 3-18-1976 (OT)
 5, DePaul vs. Boston College, 2d R, 3-14-1982
 5, Syracuse vs. Virginia, RSF, 3-22-1984
 5, Wyoming vs. LMU (CA), 1st R, 3-17-1988
 5, Washington vs. UConn, RSF, 3-24-2006 (OT)
 4, 31 tied (most recent: Houston vs. Texas A&M, 2d R, 3-24-2024 [OT])

TWO-TEAM GAME

POINTS

- 264, LMU (CA) (149) vs. Michigan (115), 2d R, 3-18-1990
 234, LMU (CA) (119) vs. Wyoming (115), 1st R, 3-17-1988
 232, UNLV (131) vs. LMU (CA) (101), RF, 3-25-1990
 227, Iowa (121) vs. Notre Dame (106), R3d, 3-14-1970
 225, Houston (119) vs. Notre Dame (106), R3d, 3-20-1971
 223, Arizona (114) vs. UNLV (109), RSF, 3-18-1976 (OT)
 221, Arkansas (120) vs. LMU (CA) (101), 1st R, 3-16-1989
 220, North Carolina (123) vs. LMU (CA) (97), 2d R, 3-19-1988
 216, UNLV (121) vs. San Francisco (95), 1st R, 3-12-1977
 216, West Virginia (111) vs. Wake Forest (105), 2d R, 3-19-2005 (2 OT)

- 247, *Saint Joseph's (127) vs. Utah (120), N3d, 3-25-1961 (4 OT)

FEWEST POINTS

- 46, Pittsburgh (26) vs. North Carolina (20), RF, 3-21-1941
 59, Duquesne (30) vs. Western Ky. (29), RF, 3-20-1940
 66, Wisconsin (36) vs. Pittsburgh (30), NSF, 3-22-1941
 69, Indiana (39) vs. Duquesne (30), NSF, 3-21-1940
 70, Southern California (38) vs. Colorado (32), RF, 3-20-1940
 71, Utah (40) vs. Iowa St. (31), NSF, 3-24-1944
 72, Villanova (42) vs. Brown (30), RF, 3-17-1939
 72, Indiana (48) vs. Springfield (24), RF, 3-20-1940
 73, Wisconsin (39) vs. Washington St. (34), CH, 3-29-1941
 73, Oklahoma St. (44) vs. Baylor (29), RF, 3-22-1946
 73, Georgetown (37) vs. SMU (36), RSF, 3-23-1984

FIELD GOALS

- 97, Iowa (52) vs. Notre Dame (45), R3d, 3-14-1970
 96, Kentucky (50) vs. Austin Peay (46), RSF, 3-15-1973 (OT)
 94, LMU (CA) (49) vs. Michigan (45), 2d R, 3-18-1990
 91, UCLA (51) vs. Dayton (40), RSF, 3-14-1974 (3 OT)
 95, Utah (50) vs. *Saint Joseph's (45), N3d, 3-25-1961 (4 OT)

FIELD GOALS ATTEMPTED

- 196, Austin Peay (99) vs. Kentucky (97), RSF, 3-15-1973 (OT)
 195, Iowa (98) vs. Notre Dame (97), R3d, 3-14-1970

- 194, Indiana (106) vs. Miami (OH) (88), R3d, 3-15-1958
 194, Houston (100) vs. Pacific (94), R3d, 3-12-1966

- 204, Utah (103) vs. *Saint Joseph's (101), N3d, 3-25-1961 (4 OT)

THREE-POINT FIELD GOALS

- 30, Drake (16) vs. Western Ky. (14), 1st R, 3-21-2008 (OT)
 29, West Virginia (18) vs. Louisville (11), RF, 3-26-2005 (OT)
 28, Seton Hall (15) vs. Temple (13), 2d R, 3-19-2000 (OT)
 28, Baylor (16) vs. Syracuse (12), 1st R, 3-21-2019
 27, Missouri (15) vs. Marquette (12), 2d R, 3-22-2003 (OT)
 27, Purdue (15) vs. Tennessee (12), RSF, 3-28-2019 (OT)
 27, Purdue (16) vs. Villanova (11), 2d R, 3-23-2019

- 27, Wisconsin (15) vs. *Missouri (12), 2d R, 3-19-1994

THREE-POINT FIELD GOALS ATTEMPTED

- 71, BYU (37) vs. Florida (34), RSF, 3-24-2011 (OT)
 71, Ohio St. (40) vs. South Dakota St. (31), 1st R, 3-15-2018
 70, Drake (42) vs. Western Ky. (28), 1st R, 3-21-2008 (OT)
 68, Villanova (38) vs. Purdue (30), 2d R, 3-23-2019
 67, San Diego St. (40) vs. Syracuse (27), 1st R, 3-19-2021

FREE THROWS

- 69, Morehead St. (37) vs. Pittsburgh (32), 1st R, 3-11-1957
 68, Iowa (35) vs. Morehead St. (33), RSF, 3-16-1956
 68, Oklahoma City (35) vs. Kansas St. (33), RSF, 3-16-1956
 64, Bradley (38) vs. Colorado (26), RSF, 3-12-1954
 63, four tied (most recent: Arizona [43] vs. Illinois [20], RF, 3-25-2001)

FREE THROWS ATTEMPTED

- 105, Morehead St. (53) vs. Iowa (52), RSF, 3-16-1956
 97, Morehead St. (54) vs. Pittsburgh (43), 1st R, 3-11-1957
 92, Oklahoma City (48) vs. Kansas St. (44), RSF, 3-16-1956
 92, Seattle U. (52) vs. UCLA (40), R3d, 3-17-1956
 91, Manhattan (49) vs. West Virginia (42), 1st R, 3-11-1958

REBOUNDS

- 132, Pacific (67) vs. Houston (65), R3d, 3-12-1966
 131, Houston (76) vs. TCU (55), RF, 3-16-1968

- 130, Notre Dame (86) vs. Tennessee Tech (44), 1st R, 3-11-1958
- 130, UCLA (76) vs. Weber St. (54), RSF, 3-18-1972
- 128, UCLA (72) vs. Seattle U. (56), R3d, 3-17-1956
- 128, Houston (76) vs. North Carolina (52), N3d, 3-25-1967
- 126, Drake (66) vs. Notre Dame (60), RSF, 3-18-1971 (OT)
- 124, three tied (most recent: Kansas St. [71] vs. Houston [53], R3d, 3-17-1970)

- 134, Marshall (68) vs. *Louisiana (66), 1st R, 3-11-1972
- 128, Utah (65) vs. *Saint Joseph's (63), N3d, 3-25-1961 (4 OT)

ASSISTS

- 58, UNLV (35) vs. LMU (CA) (23), RF, 3-25-1990
- 54, LMU (CA) (33) vs. Michigan (21), 2d R, 3-18-1990
- 53, North Carolina (36) vs. LMU (CA) (17), 2d R, 3-19-1988
- 52, Wyoming (29) vs. LMU (CA) (23), 1st R, 3-17-1988
- 55, Michigan (30) vs. *Florida (25), 2d R, 3-19-1988

BLOCKED SHOTS

- 20, Kentucky (14) vs. UCLA (6), RSF, 3-20-1998
- 18, Iowa (10) vs. Duke (8), 2d R, 3-21-1992
- 18, Kansas (13) vs. Jackson St. (5), 1st R, 3-13-1997
- 18, UCLA (13) vs. Mississippi Val. (5), 1st R, 3-20-2008
- 18, Memphis (11) vs. Mississippi St. (7), 2d R, 3-23-2008
- 18, Kansas (12) vs. Dayton (6), 2d R, 3-22-2009
- 18, Kentucky (15) vs. Stony Brook (3), 1st R, 3-17-2016

STEALS

- 32, Kansas (17) vs. UCLA (15), RF, 3-24-2007
- 28, N.C. A&T (16) vs. Arkansas (12), 1st R, 3-18-1994
- 28, Purdue (16) vs. Delaware (12), 1st R, 3-13-1998
- 28, TCU (16) vs. Florida St. (12), 1st R, 3-13-1998
- 28, Florida (15) vs. Weber St. (13), 2d R, 3-13-1999

PERSONAL FOULS

- 68, Iowa (35) vs. Morehead St. (33), RSF, 3-16-1956
- 63, UNLV (34) vs. Arizona (29), RSF, 3-18-1976
- 61, Dayton (41) vs. Illinois (20), RSF, 3-21-1952
- 61, Colorado (34) vs. Bradley (27), RSF, 3-12-1954
- 61, West Virginia (32) vs. Manhattan (29), 1st R, 3-11-1958
- 61, Kentucky (31) vs. Syracuse (30), NSF, 3-29-1975
- 61, Utah (33) vs. Pepperdine (28), 1st R, 3-19-1979

TEAM GAME, OVERTIMES

OVERTIME PERIODS

- 4, Canisius (79) vs. North Carolina St. (78), 1st R, 3-12-1956
- 3, North Carolina (74) vs. Michigan St. (70), NSF, 3-22-1957
- 3, North Carolina (54) vs. Kansas (53), CH, 3-23-1957
- 3, UCLA (111) vs. Dayton (100), RSF, 3-14-1974
- 3, Villanova (76) vs. Northeastern (72), 2d R, 3-14-1982
- 3, Old Dominion (89) vs. Villanova (81), 1st R, 3-17-1995
- 4, *Saint Joseph's (127) vs. Utah (120), N3d, 3-25-1961

POINTS IN OVERTIMES

- 34, West Virginia vs. Wake Forest, 2d R, 3-19-2005 (2 OT)
- 31, Utah vs. Saint Joseph's, N3d, 3-25-1961 (4 OT)
- 31, UCLA vs. Dayton, RSF, 3-14-1974 (3 OT)
- 31, Old Dominion vs. Villanova, 1st R, 3-17-1995 (3 OT)

- 38, *Saint Joseph's vs. Utah, N3d, 3-25-1961 (4 OT)

POINTS IN OVERTIMES, BOTH TEAMS

- 62, West Virginia (34) vs. Wake Forest (28), 2d R, 3-19-2005 (2 OT)
- 54, Old Dominion (31) vs. Villanova (23), 1st R, 3-17-1995 (3 OT)
- 53, Kansas St. (29) vs. Xavier (24), RSF, 3-25-2010 (2 OT)
- 51, UCLA (31) vs. Dayton (20), RSF, 3-14-1974 (3 OT)
- 48, North Carolina St. (27) vs. Iowa (21), 2d R, 3-19-1989 (2 OT)

- 69, *Saint Joseph's (38) vs. Utah (31), N3d, 3-25-1961 (4 OT)

POINTS IN ONE OVERTIME PERIOD

- 25, Texas A&M vs. North Carolina, 2d R, 3-9-1980 (2d OT)
- 24, Alabama vs. Penn, 1st R, 3-16-1995
- 23, UCLA vs. Alabama, RSF, 3-28-2021
- 22, Wake Forest vs. Saint Joseph's, RSF, 3-16-1962
- 21, LSU vs. Purdue, 1st R, 3-13-1986 (2d OT)
- 21, Marquette vs. Missouri, 2d R, 3-22-2003

POINTS IN ONE OVERTIME PERIOD, BOTH TEAMS

- 42, Alabama (24) vs. Penn (18), 1st R, 3-16-1995
- 36, UCLA (23) vs. Alabama (13), RSF, 3-28-2021
- 35, LSU (21) vs. Purdue (14), 1st R, 3-13-1986 (2d OT)
- 34, Nevada (19) vs. Texas (15), 1st R, 3-16-2018

- 33, Wake Forest (22) vs. Saint Joseph's (11), RSF, 3-16-1962
- 33, Texas A&M (25) vs. North Carolina (8), 2d R, 3-9-1980 (2d OT)
- 33, Marquette (21) vs. Missouri (12), 2d R, 3-22-2003
- 33, Murray St. (19) vs. San Francisco (14), 1st R, 3-17-2022

FEWEST POINTS IN ONE OVERTIME PERIOD

- 0, nine tied (most recent: VCU vs. Tennessee, 2d R, 3-15-1981)

FEWEST POINTS IN ONE OVERTIME PERIOD, BOTH TEAMS

- 0, Canisius vs. North Carolina St., 1st R, 3-12-1956 (3d OT)
- 0, North Carolina vs. Kansas, CH, 3-23-1957 (2d OT)
- 0, Texas A&M vs. North Carolina, 2d R, 3-9-1980 (1st OT)
- 1, Southern California (1) vs. Santa Clara (0), RF, 3-13-1954 (2d OT)
- 2, Tennessee (2) vs. VCU (0), 2d R, 3-15-1981 (1st OT)

LARGEST WINNING MARGIN IN AN OVERTIME GAME

- 17, Texas A&M (78) vs. North Carolina (61), 2d R, 3-9-1980 (2 OT)
- 14, North Carolina St. (80) vs. Little Rock (66), 2d R, 3-16-1986 (2 OT)
- 13, Creighton (86) vs. Oregon (73), 2d R, 3-23-2024 (2 OT)
- 12, UCLA (103) vs. Michigan (91), 1st R, 3-15-1975
- 12, Louisville (80) vs. Kentucky (68), RF, 3-26-1983
- 12, Boston College (88) vs. Pacific (76), 1st R, 3-16-2006
- 12, Georgetown (96) vs. North Carolina (84), RF, 3-25-2007
- 12, Northwestern (77) vs. Fla. Atlantic (65), 1st R, 3-22-2024

OVERTIME GAMES BY ONE TEAM IN ONE TOURNAMENT

- 3, Syracuse, 1975
- 3, UCLA, 2021
- 2, 28 tied (most recent: Purdue, Tennessee and Virginia in 2019)

OVERTIME PERIODS BY ONE TEAM IN ONE TOURNAMENT

- 6, North Carolina, 1957 (2 games)
- 5, UCLA, 1974 (2)
- 4, Canisius, 1956 (1)
- 4, North Carolina St., 1956 (1)
- 4, Kansas, 1957 (2)
- 4, Utah, 1961 (1)
- 4, Villanova, 1982 (2)

- 4, *Saint Joseph's, 1961 (1)

TEAM SERIES

(Three-Game Minimum for Averages and Percentages)

POINTS

571, UNLV, 1990 (6 games)
552, Oklahoma, 1988 (6)
540, Michigan, 1989 (6)
535, Indiana, 1987 (6)
535, Kentucky, 1996 (6)

SCORING AVERAGE

105.8 (423 points in 4 games), LMU (CA), 1990
105.7 (317 in 3), Notre Dame, 1970
101.0 (505 in 5), UNLV, 1977
100.0 (400 in 4), UCLA, 1965

98.7 (296 in 3), *Louisiana, 1972

SCORING MARGIN

23.75, UCLA, 1967 (4 games)
23.33, UConn, 2024 (6)
23.00, Loyola Chicago, 1963 (5)
22.60, Indiana, 1981 (5)
21.50, Kentucky, 1996 (6)

FIELD GOALS

218, UNLV, 1977 (5 games)
217, Michigan, 1989 (6)
217, UNLV, 1990 (6)
206, Oklahoma, 1988 (6)
203, Louisville, 1986 (6)

FIELD GOALS ATTEMPTED

441, UNLV, 1977 (5 games)
418, Houston, 1968 (5)
412, Oklahoma, 1988 (6)
410, UNLV, 1990 (6)

442, *Western Ky., 1971 (5)

FIELD GOAL PERCENTAGE

60.4% (113-187), North Carolina, 1975 (3 games)
59.6% (96-161), Michigan, 1988 (3)
59.0% (92-156), Michigan St., 1978 (3)
58.2% (85-146), Wake Forest, 1993 (3)
58.2% (181-311), Villanova, 2016 (6)

58.6% (99-169), *Alabama, 1987 (3)

THREE-POINT FIELD GOALS

76, Villanova, 2018 (6 games)
61, VCU, 2011 (6)
60, Arkansas, 1995 (6)
60, Duke, 2001 (6)
59, Alabama, 2024 (5)

THREE-POINT FIELD GOALS ATTEMPTED

183, Villanova, 2018 (6 games)
175, Duke, 2001 (6)
165, Arkansas, 1995 (6)

162, North Carolina, 2022 (6)
160, Butler, 2011 (6)

THREE-POINT FIELD-GOAL PERCENTAGE

(Minimum 12 3FGM)

60.9% (14-23), Indiana, 1989 (3 games)
59.3% (16-27), St. John's (NY), 1991 (4)
56.7% (17-30), North Carolina, 2015 (3)
54.0% (27-50), Virginia, 1989 (4)
53.8% (28-52), Kansas, 2007 (4)
53.5% (23-43), Miami (OH), 2000 (3)

THREE-POINT FIELD GOAL PERCENTAGE

(Minimum 30 3FGM)

51.9% (40-77), Kansas, 1993 (5 games)
51.5% (34-66), Ohio St., 2011 (3)
50.8% (33-65), Kansas St., 1988 (4)
50.5% (47-93), Indiana, 2002 (6)
50.0% (56-112), Villanova, 2016 (6)

FREE THROWS MADE

146, Bradley, 1954 (5 games)
136, Duke, 1990 (5)
136, Duke, 1992 (6)
135, Florida, 2007 (6)

136, *UCLA, 1980 (6)

FREE THROWS ATTEMPTED

194, Bradley, 1954 (5 games)
192, West Virginia, 1959 (5)
185, Florida, 2007 (6)
183, Duke, 1990 (5)
183, Duke, 1992 (6)

FREE-THROW PERCENTAGE

91.2% (62-68), Creighton, 2023 (4 games)
89.0% (89-100), Arizona, 2015 (4)
88.4% (61-69), Villanova, 2022 (5)
87.8% (101-115), UConn, 2014 (6)
87.0% (47-54), St. John's (NY), 1969 (3)

REBOUNDS

306, Houston, 1968 (5 games)
296, North Carolina, 2022 (6)
270, North Carolina, 2017 (6)
268, New Mexico St., 1970 (5)
264, UConn, 2004 (6)

289, *Western Ky., 1971 (5)

ASSISTS

143, Kentucky, 1996 (6 games)
140, UNLV, 1990 (6)
136, Oklahoma, 1988 (6)
125, Michigan, 1989 (6)
125, Gonzaga, 2021 (6)

BLOCKED SHOTS

48, Kentucky, 1998 (6 games)
45, Kentucky, 2012 (6)
44, Florida, 2006 (6)
42, Arizona, 2001 (6)
42, UCLA, 2008 (5)

STEALS

72, Oklahoma, 1988 (6 games)
71, Kentucky, 1996 (6)
65, Arkansas, 1995 (6)
64, Kentucky, 1997 (6)

65, *Louisville, 2013 (6)

PERSONAL FOULS

150, Penn, 1979 (6 games)
135, Providence, 1987 (5)
130, Arkansas, 1995 (6)
128, Kentucky, 1975 (5)
126, Kentucky, 1997 (6)

MISCELLANEOUS

DEFICIT OVERCOME TO WIN

25, BYU vs. Iona, 24-49 with 6:12 left in 1st half, F: 78-72, OR, 3-13-2012
22, Duke vs. Maryland, 17-39 with 6:37 left in 1st half, F: 95-84, NSF, 3-31-2001
22, Nevada vs. Cincinnati, 43-65 with 11:37 left in 2nd half, F: 75-73, 2d R, 3-18-2018
20, Louisville vs. West Virginia, 18-38 with 2:50 left in the 1st half, F: 93-85 (OT), RSF, 3-26-2005
18, Seton Hall vs. Duke, 8-26 with 8:36 left in 1st half, F: 95-78, NSF, 4-1-1989
17, UCLA vs. Gonzaga, 20-37 with 3:18 left in the 1st half, F: 73-71, RSF, 3-23-2006
17, Ole Miss vs. BYU, 32-49 with :35 left in the 1st half, F: 94-90, OR, 3-17-2015
17, Dayton vs. Nevada, 39-56 with 7:36 left in the 2nd half, F: 63-50, 1st R, 3-21-2024
16, Western Ky. vs. Mississippi Val., 37-53 with 4:52 left in the 2nd half, F: 59-58, OR, 3-13-2012
16, Kansas vs. North Carolina, 22-38 with 2:17 left in 1st half, F: 72-69, CH, 4-4-2022
15, Loyola Chicago vs. Cincinnati, 30-45 with 14:00 left in 2nd half, F: 60-58 (OT), CH, 3-23-1963
15, Illinois vs. Arizona, 60-75 with 4:04 left in the 2nd half, F: 90-89 (OT), RF, 3-26-2005

TOURNAMENT HISTORY RANKINGS

TEAM RECORDS

**Does not include vacated appearances. The 2020 championship was canceled due to the COVID-19 pandemic but did not count against those with consecutive year streaks.*

TOURNAMENT APPEARANCES

- 61, *Kentucky, 1942-2024
- 53, North Carolina, 1941-2024
- 51, *Kansas, 1940-2024
- 50, *UCLA, 1950-2023
- 46, Duke, 1955-2024
- 41, Indiana, 1940-2023
- 40, *Villanova, 1942-2022
- 39, *Louisville, 1951-2019
- 39, *Syracuse, 1957-2021
- 37, Michigan St., 1957-2024
- 37, Notre Dame, 1953-2022

CONSECUTIVE TOURNAMENT APPEARANCES

- 28, #Kansas, 1990-2017
- 27, North Carolina, 1975-2001
- 26, Michigan St., 1998-2024
- 25, Gonzaga, 1999-2024
- 24, Duke, 1996-2019
- 19, Wisconsin, 1999-2017
- 18, Indiana, 1986-2003
- 17, Kentucky, 1992-2008
- 14, #Arizona, 1985-98
- 14, Cincinnati, 1992-2005
- 14, Georgetown, 1979-92
- 14, Texas, 1999-2012

#Arizona had an actual streak of 25 from 1985 to 2009, but its 1999 and 2008 appearances were later vacated. Kansas has an actual streak of 34 from 1990 to present, but its 2018 appearance was later vacated by the IARP.

Note: UCLA had a streak of 14 from 1989 to 2002 but their 1999 appearance was later vacated.

CURRENT CONSECUTIVE TOURNAMENT APPEARANCES

- 26, Michigan St., 1998-2024
- 25, Gonzaga, 1999-2024
- 9, Purdue, 2015-24
- 6, Houston, 2018-24
- 6, Kansas, 2019-24
- 6, Tennessee, 2018-24
- 5, Baylor, 2019-24
- 5, Colgate, 2019-24
- 4, Alabama, 2021-24
- 4, Creighton, 2021-24
- 4, Illinois, 2021-24
- 4, San Diego St., 2021-24
- 4, Texas, 2021-24
- 4, UConn, 2021-24

TOURNAMENT GAMES

- 185, *Kentucky, 1942-2024
- 183, North Carolina, 1941-2024
- 163, Duke, 1955-2024
- 162, *Kansas, 1940-2024
- 153, *UCLA, 1950-2023
- 109, Michigan St., 1957-2024
- 105, *Syracuse, 1957-2021
- 105, *Villanova, 1939-2022
- 104, Indiana, 1940-2023
- 102, *Louisville, 1951-2019
- 100, *UConn, 1951-2024
- 91, *Arizona, 1951-2024

TOURNAMENT WINS

- 133, North Carolina, 1941-2024
- 130, *Kentucky, 1942-2023
- 122, Duke, 1955-2024
- 113, *Kansas, 1940-2024
- 110, *UCLA, 1950-2023
- 73, Michigan St., 1957-2024
- 69, *UConn, 1951-2024
- 68, Indiana, 1940-2023
- 67, Villanova, 1939-2022
- 66, *Syracuse, 1957-2021
- 61, *Louisville, 1951-2017

CONSECUTIVE TOURNAMENT WINS

- 38, UCLA, 1964-74
- 13, Duke, 1991-93
- 12, Cincinnati, 1960-63
- 12, Florida, 2006-07
- 12, Kentucky, 1945-52
- 12, UConn, 2023-24
- 11, Arkansas, 1994-95
- 11, Kentucky, 1996-97
- 11, Kentucky, 2012-14
- 11, San Francisco, 1955-57
- 10, Georgetown, 1984-85
- 10, Michigan St., 2000-01
- 10, UNLV, 1990-91

TOURNAMENT WINNING PERCENTAGE

(Minimum 20 Games)

- .748 (122-41), Duke, 1955-2024
- .727 (133-50), North Carolina, 1941-2024
- .719 (110-43), *UCLA, 1950-2023
- .703 (130-55), *Kentucky, 1942-2024
- .698 (113-49), *Kansas, 1940-2024
- .692 (45-20), *Florida, 1987-2024
- .690 (69-31), *UConn, 1951-2024
- .686 (59-27), *Michigan, 1948-2022
- .670 (73-36), Michigan St., 1957-2024
- .654 (68-36), Indiana, 1940-2023

TOURNAMENT MATCH-UPS, ALL-TIME

10, Kentucky vs. Marquette, 1955-2008
7, Duke vs. Michigan St., 1994-2022
7, Kansas vs. North Carolina, 1957-2022
7, North Carolina vs. Villanova, 1982-2016
7, San Francisco vs. UCLA, 1956-79
6, Arkansas vs. North Carolina, 1990-2017
6, Kentucky vs. Ohio St., 1945-2011
6, Kentucky vs. Utah, 1993-2005
6, Michigan St. vs. North Carolina, 1957-2024
5, Duke vs. #Kansas, 1986-2003
5, Duke vs. Kentucky, 1966-1998
5, Duke vs. UConn, 1964-2004
5, Indiana vs. Kentucky, 1973-2016
5, Indiana vs. LSU, 1953-92
5, Kansas vs. UCLA, 1971-2007
5, Louisville vs. UCLA, 1972-92

#Duke and Kansas have met six times between 1986 and 2018. The 2018 appearance by Kansas was later vacated by the IARP.

Note: Kentucky and Louisville have met six times between 1951-2014. The 2012 and 2014 appearances by Louisville were later vacated by the Committee on Infractions.

TOURNAMENT SCORING LEADERS

Note: On all percentages and averages of the year-by-year leaders, a player must have played in at least 50 percent of the maximum tournament games. Thus, there is a two-game minimum from 1939 to 1952 and a three-game minimum from 1953 to present. The 2020 championship was canceled due to the COVID-19 pandemic (). Team appearances later vacated by NCAA/Committee on Infractions (**).*

MOST POINTS

Year	Player, Team	G	FG	FTM	Pts.	Avg.	
1939	Jim Hull, Ohio St.	3	22	14	58	19.3	
1940	Howard Engleman, Kansas	3	18	3	39	13.0	
1941	Johnny Adams, Arkansas	2	21	6	48	24.0	
1942	Chet Palmer, Rice	2	19	5	43	21.5	
	Jim Pollard, Stanford	2	20	3	43	21.5	
1943	John Hargis, Texas	2	21	17	59	29.5	
1944	Audley Brindley, Dartmouth	3	24	4	52	17.3	
1945	Bob Kurland, Oklahoma St.	3	30	5	65	21.7	
1946	Bob Kurland, Oklahoma St.	3	28	16	72	24.0	
1947	George Kaftan, Holy Cross	3	25	13	63	21.0	
1948	Alex Groza, Kentucky	3	23	8	54	18.0	
1949	Alex Groza, Kentucky	3	31	20	82	27.3	
1950	Sam Ranzino, North Carolina St.	3	25	25	75	25.0	
1951	Don Sunderlage, Illinois	4	28	27	83	20.8	
1952	Clyde Lovellette, Kansas	4	53	35	141	35.3	
1953	Bob Houbregs, Washington	4	57	25	139	34.8	
1954	Tom Gola, La Salle	5	38	38	114	22.8	
1955	Bill Russell, San Francisco	5	49	20	118	23.6	
1956	Hal Lear, Temple	5	63	34	160	32.0	
1957	Lennie Rosenbluth, North Carolina	5	53	34	140	28.0	
1958	Elgin Baylor, Seattle U.	5	48	39	135	27.0	
1959	Jerry West, West Virginia	5	57	46	160	32.0	
1960	Oscar Robertson, Cincinnati	4	47	28	122	30.5	
1961	Billy McGill, Utah	4	49	21	119	29.8	
1962	Len Chappell, Wake Forest	5	45	44	134	26.8	
1963	Mel Counts, Oregon St.	5	50	23	123	24.6	
1964	Jeff Mullins, Duke	4	50	16	116	29.0	
1965	Bill Bradley, Princeton	5	65	47	177	35.4	
1966	Jerry Chambers, Utah	4	55	33	143	35.8	
1967	Elvin Hayes, Houston	5	57	14	128	25.6	
1968	Elvin Hayes, Houston	5	70	27	167	33.4	
1969	Rick Mount, Purdue	4	49	24	122	30.5	
1970	Austin Carr, Notre Dame	3	68	22	158	52.7	
1971	Jim McDaniels, *Western Ky.	5	61	25	147	29.4	
	Austin Carr, Notre Dame	3	48	29	125	41.7	
1972	Jim Price, Louisville	4	41	21	103	25.8	
1973	Ernie DiGregorio, Providence	5	59	10	128	25.6	
1974	David Thompson, North Carolina St.	4	38	21	97	24.3	
1975	Jim Lee, Syracuse	5	51	17	119	23.8	
1976	Scott May, Indiana	5	45	23	113	22.6	
1977	Cedric Maxwell, Charlotte	5	39	45	123	24.6	
1978	Mike Gminski, Duke	5	45	19	109	21.8	
1979	Tony Price, Penn	6	58	26	142	23.7	
1980	Joe Barry Carroll, Purdue	6	63	32	158	26.3	
1981	Al Wood, North Carolina	5	44	21	109	21.8	
1982	Rob Williams, Houston	5	30	28	88	17.6	
1983	Dereck Whittenburg, North Carolina St.	6	47	26	120	20.0	
1984	Roosevelt Chapman, Dayton	4	35	35	105	26.3	
1985	Chris Mullin, St. John's (NY)	5	39	32	110	22.0	
1986	Johnny Dawkins, Duke	6	66	21	153	25.5	
Year	Player, Team	G	FG	3FG	FT	Pts.	Avg.
1987	Steve Alford, Indiana	6	42	21	33	138	23.0
	Rony Seikaly, Syracuse	6	53	0	32	138	23.0
1988	Danny Manning, Kansas	6	69	2	23	163	27.2

Year	Player, Team	G	FG	3FG	FT	Pts.	Avg.
1989	Glen Rice, Michigan	6	75	7	27	184	30.7
1990	Dennis Scott, Georgia Tech	5	51	24	27	153	30.6
1991	Christian Laettner, Duke	6	37	2	49	125	20.8
1992	Christian Laettner, Duke	6	39	7	30	115	19.2
1993	Donald Williams, North Carolina	6	40	22	16	118	19.7
1994	Khalid Reeves, Arizona	5	45	8	39	137	27.4
1995	Corliss Williamson, Arkansas	6	49	0	27	125	20.8
1996	John Wallace, Syracuse	6	47	7	30	131	21.8
1997	Miles Simon, Arizona	6	42	10	38	132	22.0
1998	Michael Doleac, Utah	6	34	2	45	115	19.2
1999	Richard Hamilton, UConn	6	56	7	26	145	24.2
2000	Morris Peterson, Michigan St.	6	35	15	20	105	17.5
2001	Jason Williams, Duke	6	52	23	27	154	25.7
2002	Juan Dixon, Maryland	6	52	22	29	155	25.8
2003	Carmelo Anthony, Syracuse	6	47	10	17	121	20.2
2004	Ben Gordon, UConn	6	37	14	39	127	21.2
2005	Sean May, North Carolina	6	52	0	30	134	22.3
2006	Glen Davis, LSU	5	33	1	30	97	19.4
	Joakim Noah, Florida	6	33	0	31	97	16.2
2007	Ron Lewis, Ohio St.	6	34	12	28	108	18.0
2008	Chris Douglas-Roberts, *Memphis	6	42	5	51	140	23.3
2009	Wayne Ellington, North Carolina	6	44	17	10	115	19.2
2010	Kyle Singler, Duke	6	35	14	24	108	18.0
2011	Kemba Walker, UConn	6	43	11	44	141	23.5
2012	Thomas Robinson, Kansas	6	36	1	27	100	16.7
2013	Russ Smith, *Louisville	6	42	11	39	134	22.3
2014	Shabazz Napier, UConn	6	38	20	31	127	21.2
2015	Frank Kaminsky, Wisconsin	6	44	8	36	132	22.0
2016	Buddy Hield, Oklahoma	5	42	20	22	126	25.2
2017	Tyler Dorsey, Oregon	5	37	20	25	119	23.8
2018	Malik Newman, *Kansas	5	33	19	27	108	21.6
2019	Carsen Edwards, Purdue	4	41	28	29	139	34.8
*2020							
2021	Johnny Juzang, UCLA	6	54	15	14	137	22.8
2022	Caleb Love, North Carolina	6	38	22	15	113	18.8
	Brady Manek, North Carolina	6	40	19	14	113	18.8
2023	Adam Sanogo, UConn	6	50	2	16	118	19.7
2024	Zach Edey, Purdue	6	66	0	45	177	29.5

HIGHEST SCORING AVERAGE

Year	Player, Team	G	FG	FTM	Pts.	Avg.
1939	Jim Hull, Ohio St.	3	22	14	58	19.3
1940	Howard Engleman, Kansas	3	18	3	39	13.0
	Bob Kinney, Rice	2	12	2	26	13.0
1941	Johnny Adams, Arkansas	2	21	6	48	24.0
1942	Chet Palmer, Rice	2	19	5	43	21.5
	Jim Pollard, Stanford	2	20	3	43	21.5
1943	John Hargis, Texas	2	21	17	59	29.5
1944	Nick Bozolich, Pepperdine	2	17	11	45	22.5
1945	Dick Wilkins, Oregon	2	19	6	44	22.0
1946	Bob Kurland, Oklahoma St.	3	28	16	72	24.0
1947	George Kaftan, Holy Cross	3	25	13	63	21.0
1948	Jack Nichols, Washington	2	13	13	39	19.5
1949	Alex Groza, Kentucky	3	31	20	82	27.3
1950	Sam Ranzino, North Carolina St.	3	26	25	77	25.7
1951	Bill Kukoy, North Carolina St.	3	25	19	69	23.0
1952	Clyde Lovellette, Kansas	4	53	35	141	35.3
1953	Bob Houbregs, Washington	4	57	25	139	34.8
1954	John Clune, Navy	3	30	19	79	26.3
1955	Terry Rand, Marquette	3	31	11	73	24.3
1956	Hal Lear, Temple	5	63	34	160	32.0
1957	Wilt Chamberlain, Kansas	4	40	41	121	30.3
1958	Wayne Embry, Miami (OH)	3	32	19	83	27.7
1959	Jerry West, West Virginia	5	57	46	160	32.0

Year	Player, Team	G	FG	FTM	Pts.	Avg.
1960	Jerry West, West Virginia	3	35	35	105	35.0
1961	Billy McGill, Utah	4	49	21	119	29.8
1962	Len Chappell, Wake Forest	5	45	44	134	26.8
1963	Barry Kramer, NYU	3	31	38	100	33.3
1964	Jeff Mullins, Duke	4	50	16	116	29.0
1965	Bill Bradley, Princeton	5	65	47	177	35.4
1966	Jerry Chambers, Utah	4	55	33	143	35.8
1967	Lew Alcindor, UCLA	4	39	28	106	26.5
1968	Elvin Hayes, Houston	5	70	27	167	33.4
1969	Rick Mount, Purdue	4	49	24	122	30.5
1970	Austin Carr, Notre Dame	3	68	22	158	52.7
1971	Austin Carr, Notre Dame	3	48	29	125	41.7
1972	Bo Lamar, *Louisiana	3	41	18	100	33.3
	Jim Price, Louisville	4	41	21	103	25.8
1973	Larry Finch, Memphis	4	34	39	107	26.8
1974	John Shumate, Notre Dame	4	35	16	86	28.7
1975	Adrian Dantley, Notre Dame	3	29	34	92	30.7
1976	Willie Smith, Missouri	3	38	18	94	31.3
1977	Cedric Maxwell, Charlotte	5	39	45	123	24.6
1978	Dave Corzine, DePaul	3	33	16	82	27.3
1979	Larry Bird, Indiana St.	5	52	32	136	27.2
1980	Joe Barry Carroll, Purdue	6	63	32	158	26.3
1981	Al Wood, North Carolina	5	44	21	109	21.8
1982	Oliver Robinson, UAB	3	27	12	66	22.0
1983	Greg Stokes, Iowa	3	24	13	61	20.3
1984	Roosevelt Chapman, Dayton	4	35	35	105	26.3
1985	Kenny Walker, Kentucky	3	28	19	75	25.0
1986	David Robinson, Navy	4	35	40	110	27.5

Year	Player, Team	G	FG	3FG	FT	Pts.	Avg.
1987	Fennis Dembo, Wyoming	3	25	11	23	84	28.0
1988	Danny Manning, Kansas	6	69	2	23	163	27.2
1989	Glen Rice, Michigan	6	75	7	27	184	30.7
1990	Bo Kimble, LMU (CA)	4	51	15	26	143	35.8
1991	Terry Dehere, Seton Hall	4	34	12	17	97	24.3
1992	Jamal Mashburn, Kentucky	4	34	6	22	96	24.0
1993	Calbert Cheaney, Indiana	4	40	3	23	106	26.5
1994	Gary Collier, Tulsa	3	30	13	21	94	31.3
1995	Darryl Wilson, Mississippi St.	3	21	9	22	73	24.3
1996	Allen Iverson, Georgetown	4	38	12	23	111	27.8
1997	Dedric Willoughby, Iowa St.	3	24	14	12	74	24.7
1998	Khalid El-Amin, UConn	4	30	10	23	93	23.3
1999	Wally Szczerbiak, Miami (OH)	3	32	11	15	90	30.0
2000	Marcus Fizer, Iowa St.	4	32	2	14	80	20.0
2001	Jason Williams, Duke	6	52	23	27	154	25.7
2002	Caron Butler, UConn	4	32	8	34	106	26.5
2003	Dahntay Jones, Duke	3	25	8	16	74	24.7
2004	Gerry McNamara, Syracuse	3	19	15	27	80	26.7
2005	Joah Tucker, Milwaukee	3	25	6	20	76	25.3
2006	Adam Morrison, Gonzaga	3	26	5	15	73	24.3
2007	Chris Lofton, Tennessee	3	22	13	12	69	23.0
2008	Stephen Curry, Davidson	4	42	23	21	128	32.0
2009	Blake Griffin, Oklahoma	4	46	0	22	114	28.5
2010	Jordan Crawford, Xavier	3	33	12	9	87	29.0
2011	Jimmer Fredette, BYU	3	32	12	22	98	32.7
2012	Tru Holloway, Xavier	3	22	7	17	68	22.7
2013	Mark Lyons, Arizona	3	26	8	13	73	24.3
2014	Xavier Thames, San Diego St.	6	24	6	24	78	26.0
2015	Fred VanVleet, Wichita St.	3	22	2	23	69	23.0
2014	Shabazz Napier, UConn	6	38	20	31	127	21.2
2015	Frank Kaminsky, Wisconsin	6	44	8	36	132	22.0
2016	Georges Niang, Iowa St.	3	33	8	12	86	28.7
2017	Tyler Dorsey, Oregon	5	27	20	25	119	23.8
2018	Gabe DeVoe, Clemson	3	28	11	8	75	25.0
2019	Carsen Edwards, Purdue	4	41	28	29	139	34.8
*2020							
2021	Max Abmas, Oral Roberts	3	24	10	22	80	26.7
2022	Drew Timme, Gonzaga	3	32	1	17	82	27.3

Year	Player, Team	G	FG	3FG	FT	Pts.	Avg.
2023	Drew Timme, Gonzaga	4	41	2	13	97	24.2
2024	Zach Edey, Purdue	6	66	0	45	177	29.5

HIGHEST FIELD-GOAL PERCENTAGE

(Minimum: Five FGM Per Game)

Year	Player, Team	G	FGM	FGA	Pct.
1950	Dick Schnittker, Ohio St.	2	15	29	51.7
1951	Don Sunderlage, Illinois	4	28	62	45.2
1963	William Humphrey, Texas	3	16	22	72.7
1964	Jay Buckley, Duke	4	24	39	61.5
1965	Dave Mills, DePaul	3	16	21	76.2
1966	Henry Finkel, Dayton	3	37	61	60.7
1967	Ken Talley, Virginia Tech	3	20	30	66.7
1968	Heyward Dotson, Columbia	3	22	28	78.6
1969	Jarrett Durham, Duquesne	3	26	38	68.4
1970	Pembrook Burrows, Jacksonville	5	24	33	72.7
1971	Jim Chones, Marquette	3	29	48	60.4
1972	Wilbert Loftin, *Louisiana	3	16	23	69.6
	Bill Walton, UCLA	4	28	41	68.3
1973	Bill Walton, UCLA	4	45	59	76.3
1974	John Shumate, Notre Dame	3	35	50	70.0
1975	Mitch Kupchak, North Carolina	3	29	40	72.5
1976	Ron Carter, VMI	3	22	37	59.5
1977	Rick Robey, Kentucky	3	16	22	72.7
1978	Greg Kelsner, Michigan St.	3	29	40	72.5
1979	Alex Gilbert, Indiana St.	5	26	34	76.5
1980	Mark Dressler, Missouri	3	27	35	77.1
1981	Randy Reed, Kansas St.	4	22	33	66.7
1982	Larry Micheaux, Houston	5	29	45	64.4
1983	Ralph Sampson, Virginia	3	23	31	74.2
1984	Kelvin Johnson, Richmond	3	29	38	76.3
1985	Brad Daugherty, North Carolina	4	29	40	72.5
1986	Kenny Walker, Kentucky	4	35	50	70.0
1987	Kevin Gamble, Iowa	4	32	41	78.0
1988	Winston Bennett, *Kentucky	3	18	23	78.3
	Tim Perry, Temple	4	26	36	72.2
1989	Christian Laettner, Duke	5	26	33	78.8
1990	Alaa Abdelnaby, Duke	6	42	64	65.6
1991	Robert Werdann, St. John's (NY)	4	20	26	76.9
1992	Eric Montross, North Carolina	3	24	32	75.0
1993	Corliss Williamson, Arkansas	3	19	25	76.0
1994	Keith Booth, Maryland	3	15	22	68.2
1995	Michael Wilson, Memphis	3	18	24	75.0
1996	Darvin Ham, *Texas Tech	3	16	23	69.6
1997	Kelvin Cato, Iowa St.	3	18	27	66.7
1998	Brent Solheim, West Virginia	3	17	24	70.8
1999	Elton Brand, Duke	6	37	57	64.9
2000	Casey Calvary, Gonzaga	3	15	21	71.4
2001	Nick Collison, Kansas	3	23	32	71.9
2002	Channing Frye, Arizona	3	15	21	71.4
2003	Jaron Brown, Pittsburgh	3	18	27	66.7
2004	Kevin Pinkney, Nevada	3	16	23	69.6
2005	Devonne Giles, Texas Tech	3	16	21	76.2
2006	Ryan Hollins, UCLA	6	23	32	71.9
2007	Brandon Rush, Kansas	4	23	37	62.2
2008	Derrick Brown, Xavier	4	20	27	74.1
2009	Arinze Onuaku, Syracuse	3	15	19	78.9
2010	DeMarcus Cousins, Kentucky	4	23	31	74.2
2011	Vernon Macklin, Florida	4	24	31	77.4
2012	Kenny Frease, Xavier	3	22	31	71.0
2013	Jerrell Wright, La Salle	4	22	27	81.5
2014	Stefan Nastic, Stanford	3	14	18	77.8
2015	Jakob Poeltl, Utah	3	17	23	73.9
2016	Tyler Davis, Texas A&M	3	16	20	80.0
2017	Jordan Bell, Oregon	5	27	37	73.0
2018	Robert Williams, Texas A&M	3	15	20	75.0
2019	Matt Haarms, Purdue	4	21	32	65.6

Year	Player, Team	G	FGM	FGA	Pct.
^2020					
2021	Christian Bishop, Creighton	3	18	24	75.0
2022	Mark Williams, Duke	5	29	36	83.3
2023	Dylan Disu, Texas	3	22	31	71.0
2024	Oumar Ballo, Arizona	3	15	19	78.9

MOST THREE-POINT FIELD GOALS

Year	Player, Team	G	3FGM
1987	Freddie Banks, UNLV	5	26
1988	William Scott, Kansas St.	4	21
1989	Glen Rice, Michigan	6	27
1990	Dennis Scott, Georgia Tech	5	24
1991	Terry Brown, Kansas	6	14
1992	Bobby Hurley, Duke	6	15
1993	Donald Williams, North Carolina	6	22
1994	Cuonzo Martin, Purdue	4	16
1995	Randy Rutherford, Oklahoma St.	5	17
	Scotty Thurman, Arkansas	6	17
1996	Carmelo Travieso, *Massachusetts	5	20
1997	Mike Bibby, Arizona	6	18
1998	Richard Hamilton, UConn	4	14
1999	Trajan Langdon, Duke	5	17
2000	Jon Bryant, Wisconsin	5	18
2001	Jason Williams, Duke	6	23
2002	Juan Dixon, Maryland	6	22
2003	Gerry McNamara, Syracuse	6	18
2004	Rashad Anderson, UConn	6	21
2005	Luther Head, Illinois	6	23
2006	Lee Humphrey, Florida	6	22
2007	Lee Humphrey, Florida	6	23
2008	Stephen Curry, Davidson	4	23
2009	Wayne Ellington, North Carolina	6	17
2010	Jacob Pullen, Kansas St.	4	17
	Durrell Summers, Michigan St.	5	17
	Shelvin Mack, Butler	6	17
2011	Shelvin Mack, Butler	6	23
2012	Brady Heslip, Baylor	4	16
2013	Ramon Galloway, La Salle	4	14
2014	Shabazz Napier, UConn	6	20
2015	Sam Dekker, Wisconsin	6	15
	Travis Trice, Michigan St.	5	15
2016	Buddy Hield, Oklahoma	5	20
	Marcus Paige, North Carolina	6	20
2017	Tyler Dorsey, Oregon	5	20
2018	Donte DiVincenzo, Villanova	6	17
2019	Carsen Edwards, Purdue	4	28
^2020			
2021	Corey Kispert, Gonzaga	6	19
2022	Brady Manek, North Carolina	6	22
2023	Jordan Hawkins, UConn	6	21
2024	Mark Sears, Alabama	5	20

MOST THREE-POINT FIELD GOALS MADE PER GAME

Year	Player, Team	G	3FGM	Avg.
1987	Freddie Banks, UNLV	5	26	5.20
1988	William Scott, Kansas St.	4	21	5.25
1989	Glen Rice, Michigan	6	27	4.50
1990	Jeff Fryer, LMU (CA)	4	23	5.75
1991	Terry Dehere, Seton Hall	4	12	3.00
1992	Jon Barry, Georgia Tech	3	11	3.67
1993	Ronnie McMahan, Vanderbilt	3	13	4.33
1994	Gary Collier, Tulsa	3	13	4.33
1995	Randy Rutherford, Oklahoma St.	5	17	3.40
1996	Ray Allen, UConn	3	13	4.33
1997	Dedric Willoughby, Iowa St.	3	14	4.67

Year	Player, Team	G	3FGM	Avg.
1998	Richard Hamilton, UConn	4	14	3.50
1999	Wally Szczerbiak, Miami (OH)	3	11	3.67
	Eric Martin, Oklahoma	3	11	3.67
	Kent McCausland, Iowa	3	11	3.67
2000	Johnny Hemsley, Miami (FL)	3	12	4.00
2001	Jason Williams, Duke	6	23	3.83
2002	Frank Williams, Illinois	3	12	4.00
	Luke Ridnour, Oregon	4	16	4.00
	Darnell Archey, Butler	3	11	3.67
2004	Gerry McNamara, Syracuse	3	15	5.00
2005	Ed McCants, Milwaukee	3	13	4.33
2006	Lee Humphrey, Florida	6	22	3.67
2007	Chris Lofton, Tennessee	3	13	4.33
2008	Stephen Curry, Davidson	4	23	5.75
2009	Roburt Sallie, Memphis	3	16	5.33
2010	Jacob Pullen, Kansas St.	4	17	4.25
2011	Jon Diebler, Ohio St.	3	12	4.00
	Jimmer Fredette, BYU	3	12	4.00
2012	Brady Heslip, Baylor	4	16	4.00
2013	Ramon Galloway, La Salle	4	14	3.50
2014	Shabazz Napier, UConn	6	20	3.33
2015	Bryce Alford, UCLA	3	14	4.67
2015	Jerian Grant, Notre Dame	4	27	6.75
2016	Buddy Hield, Oklahoma	5	20	4.00
2017	Bronson Koenig, Wisconsin	3	14	4.67
2018	Gabe DeVoe, Clemson	3	11	3.67
	Caleb Martin, Nevada	3	11	3.67
	Zach Norvell Jr., Gonzaga	3	11	3.67
	Carsen Edwards, Purdue	4	28	7.00
^2020				
2021	Buddy Boeheim, Syracuse	3	14	4.67
2022	Kyler Edwards, Houston	4	15	3.75
2023	Adam Kunkel, Xavier	3	11	3.67
2024	Mark Sears, Alabama	5	20	4.00

HIGHEST THREE-POINT FIELD-GOAL PERCENTAGE

(Minimum: 1.5 3FGM Per Game)

Year	Player, Team	G	3FGM	3FGA	Pct.
1987	Ranzino Smith, North Carolina	4	6	6	100
1988	Glen Rice, Michigan	3	7	11	63.6
1989	John Crotty, Virginia	4	8	10	80.0
1990	Kevin Lynch, Minnesota	4	9	16	56.3
1991	Jason Buchanan, St. John's (NY)	4	8	13	61.5
1992	Corey Williams, Oklahoma St.	3	7	9	77.8
1993	Sam Cassell, Florida St.	4	12	17	70.6
1994	Pat Graham, Indiana	3	5	8	62.5
1995	Donny Marshall, UConn	4	6	10	60.0
1996	Ben Caton, Utah	3	5	7	71.4
1997	Cameron Mills, Kentucky	6	17	27	63.0
1998	Mike Chappell, Duke	4	6	7	85.7
1999	A.J. Granger, Michigan St.	5	8	11	72.7
2000	Rimas Kaukenas, Seton Hall	3	8	14	57.1
2001	Casey Calvary, Gonzaga	3	5	7	71.4

(Minimum: 2.0 3FGM Per Game)

Year	Player, Team	G	3FGM	3FGA	Pct.
2002	Brian Boddicker, Texas	3	6	8	75.0
2003	Darnell Archey, Butler	3	11	16	68.8
2004	Brandon Mouton, Texas	3	8	12	66.7
2005	JamesOn Curry, Oklahoma St.	3	8	12	66.7
2006	Marcus Williams, UConn	4	10	18	55.6
2007	Brandon Rush, Kansas	4	9	11	81.8
2008	Kenny Brown, Stanford	3	7	9	77.8
2009	Roburt Sallie, Memphis	3	16	24	66.7
2010	Kevin Jones, West Virginia	4	9	17	52.9

Year	Player, Team	G	3FGM	3FGA	Pct.	Year	Player, Team	G	FTM	FTA	Pct.
2011	David Lighty, Ohio St.	3	10	14	71.4	1985	Dwayne McClain, Villanova	6	24	25	96.0
2012	Todd Mayo, Marquette	3	6	10	60.0	1986	Cliff Rees, Navy	4	10	10	1.000
2013	Solomon Hill, Arizona	3	6	9	66.7	1987	Derrick McKey, *Alabama	3	19	19	1.000
2014	London Perrantes, Virginia	3	6	11	54.5		Jim Farmer, *Alabama	3	14	14	1.000
2015	Bryce Alford, UCLA	3	14	22	63.6		Reggie Williams, Georgetown	4	27	30	90.0
2016	Ryan Arcidiacono, Villanova	6	16	26	61.5	1988	Mike Vreeswyk, Temple	4	18	18	1.000
2017	Tyler Dorsey, Oregon	5	20	33	60.6		LaBradford Smith, Louisville	3	15	15	1.000
2018	Donte DiVincenzo, Villanova	6	17	34	50.0		Tom Greis, Villanova	4	11	11	1.000
	Xavier Sneed, Kansas St.	4	11	22	50.0		Jeff Lebo, North Carolina	4	10	10	1.000
2019	Louis King, Oregon	3	11	18	61.1	1989	Richard Morgan, Virginia	4	23	23	1.000
*2020						1990	Bo Kimble, LMU (CA)	4	26	29	89.7
2021	Adam Flagler, Baylor	6	12	18	66.7	1991	Hubert Davis, North Carolina	5	19	20	95.0
	Alex Reese, Alabama	3	6	9	66.7	1992	John Pelphrey, Kentucky	4	15	15	1.000
2022	Cormac Ryan, Notre Dame	3	11	21	52.4	1993	Greg Graham, Indiana	4	18	19	94.7
2023	Adam Kunkel, Xavier	3	11	16	68.8	1994	Dwayne Morton, Louisville	3	18	19	94.7
2024	Tristan da Silva, Colorado	3	9	16	56.3	1995	Kevin Ollie, UConn	4	12	13	92.3
						1996	Miles Simon, Arizona	3	12	13	92.3
						1997	Keith Van Horn, Utah	4	21	21	1.000
							Dedric Willoughby, Iowa St.	3	12	12	1.000
							Jacy Holloway, Iowa St.	3	11	11	1.000
							Mohamed Woni, Clemson	3	10	10	1.000
						1998	Arthur Lee, Stanford	5	35	35	1.000
							Shammond Williams, North Carolina	5	20	20	1.000
						1999	Richie Frahm, Gonzaga	4	17	18	94.4
						2000	Joe Adkins, Oklahoma St.	4	13	13	1.000
						2001	Lynn Greer, Temple	4	33	34	97.1
						2002	Tahj Holden, Maryland	6	15	15	1.000
							Frederick Jones, Oregon	4	13	13	1.000
						2003	Jason Gardner, Arizona	4	20	21	95.2
						2004	Todd Okeson, Nevada	3	11	11	1.000
						2005	J.J. Redick, Duke	3	10	10	1.000
							John Lucas, Oklahoma St.	3	10	10	1.000
						2006	Denham Brown, UConn	4	12	12	1.000
						2007	Nick Young, Southern California	3	15	15	1.000
							Aaron Brooks, Oregon	4	13	13	1.000
						2008	Drew Lavender, Xavier	4	10	10	1.000
						2009	Craig Austrie, UConn	5	16	16	1.000
							Kim English, Missouri	4	12	12	1.000
						2010	Devin Ebanks, West Virginia	5	27	29	93.1
						2011	Okaro White, Florida St.	3	13	14	92.9
						2012	Dion Waiters, Syracuse	4	17	18	94.4
							Darius Miller, Kentucky	6	17	18	94.4
						2013	Adreian Payne, Michigan St.	3	10	10	1.000
						2014	Brady Heslip, Baylor	3	10	10	1.000
						2015	T.J. McConnell, Arizona	4	14	14	1.000
						2016	Malcolm Brogdon, Virginia	4	18	18	1.000
							Jake Layman, Maryland	3	12	12	1.000
						2017	Dillon Brooks, Oregon	5	13	13	1.000
							D.J. Wilson, Michigan	3	10	10	1.000
						2018	Carsen Edwards, Purdue	3	12	12	1.000
						2019	Tremont Waters, LSU	3	11	11	1.000
							Jordan Poole, Michigan	3	10	10	1.000
						*2020					
						2021	Adam Flagler, Baylor	6	18	19	94.7
						2022	Chris Lykes, Arkansas	4	13	13	1.000
						2023	Jarace Walker, Houston	3	10	10	1.000
						2024	Jared McCain, Duke	4	18	19	94.7

Note: In 2011, J'Covan Brown of Texas was 25-of-25 but played in only two games. In 2013, Doug McDermott of Creighton was 23-of-23 but played in only two games. In 2016, Makai Mason of Yale was 15-15 but played on only two games.

HIGHEST FREE-THROW PERCENTAGE

(Minimum: 10 FTM and 2.5 FTM Per Game)

Year	Player, Team	G	FTM	FTA	Pct.
1941	Gene Englund, Wisconsin	3	16	19	84.2
1942	Charles Black, Kansas	2	10	14	71.4
1943	Bill Hassett, Georgetown	3	10	13	76.9
1945	Arnold Risen, Ohio St.	2	11	16	68.8
1946	Jack Underman, Ohio St.	3	18	21	85.7
1947	Gerald Tucker, Oklahoma	3	16	19	84.2
1948	Howard Shannon, Kansas St.	2	15	15	1.000
1949	Jack Shelton, Oklahoma St.	3	19	22	86.4
1950	Floyd Layne, CCNY	3	12	15	80.0
	Gene Melchiorre, Bradley	3	12	15	80.0
1951	Bill Kukoy, North Carolina St.	3	19	22	86.4
1952	Jim Young, Santa Clara	3	13	16	81.3
1953	Ron Perry, Holy Cross	3	18	20	90.0
1954	Jack Ciune, Navy	3	19	22	86.4
1955	Tom Gola, La Salle	5	37	42	88.1
1956	Bob Mills, SMU	5	32	40	80.0
1957	John Riser, Pittsburgh	3	30	36	83.3
1958	Johnny Cox, Kentucky	4	21	23	91.3
1959	Howie Carl, DePaul	3	16	18	88.9
1960	Darrall Imhoff, California	5	22	24	91.7
1961	John Turner, Louisville	3	19	21	90.5
1962	Gary Cunningham, UCLA	4	17	19	89.5
	Mel Counts, Oregon St.	3	17	19	89.5
1963	Howard Komives, Bowling Green	3	29	32	90.6
1964	Wayne Estes, Utah St.	3	21	23	91.3
1965	Bill Bradley, Princeton	5	47	51	92.2
1966	Mike Lewis, Duke	4	17	18	94.4
1967	Steve Adelman, Boston College	3	14	16	87.5
1968	Harley Swift, East Tenn. St.	3	18	18	1.000
1969	Rick Mount, Purdue	4	24	27	88.9
1970	Chip Dublin, Jacksonville	5	19	20	95.0
1971	Henry Bibby, UCLA	4	17	17	1.000
1972	Larry McNeill, Marquette	3	11	12	91.7
1973	Ron Haigler, Penn	3	10	10	1.000
1974	Gene Harmon, Creighton	3	10	10	1.000
1975	Phil Ford, North Carolina	3	17	18	94.4
1976	Will Bynum, VMI	3	22	26	84.6
1977	Phil Ford, North Carolina	5	20	21	95.2
1978	Mike Gminski, Duke	5	19	21	90.5
1979	Sidney Moncrief, Arkansas	3	26	27	96.3
1980	Cliff Pruitt, *UCLA	6	14	15	93.3
	Eric Floyd, Georgetown	3	12	14	85.7
1981	Oliver Robinson, UAB	3	17	17	1.000
1982	Oliver Robinson, UAB	3	12	13	92.3
1983	John Pinone, Villanova	3	15	15	1.000
1984	Steve Alford, Indiana	3	21	22	95.5

MOST REBOUNDS

Year	Player, Team	G	Reb.	Avg.
1951	Bill Spivey, Kentucky	4	65	16.3
1957	John Green, Michigan St.	4	77	19.3
1958	Elgin Baylor, Seattle U.	5	91	18.2
1959	Jerry West, West Virginia	5	73	14.6
1960	Tom Sanders, NYU	5	83	16.6
1961	Jerry Lucas, Ohio St.	4	73	18.3
1962	Len Chappell, Wake Forest	5	86	17.2
1963	Nate Thurmond, Bowling Green	3	70	23.3
	Vic Rouse, Loyola Chicago	5	70	14.0
1964	Paul Silas, Creighton	3	57	19.0
1965	Bill Bradley, Princeton	5	57	11.4
1966	Jerry Chambers, Utah	4	56	14.0
1967	Don May, Dayton	5	82	16.4
1968	Elvin Hayes, Houston	5	97	19.4
1969	Lew Alcindor, UCLA	4	64	16.0
1970	Artis Gilmore, Jacksonville	5	93	18.6
1971	Clarence Glover, *Western Ky.	5	89	17.8
	Sidney Wicks, UCLA	4	52	13.0
1972	Bill Walton, UCLA	4	64	16.0
1973	Bill Walton, UCLA	4	58	14.5
1974	Tom Burleson, North Carolina St.	4	61	15.3
1975	Richard Washington, UCLA	5	60	12.0
1976	Phil Hubbard, Michigan	5	61	10.2
1977	Cedric Maxwell, Charlotte	5	64	12.8
1978	Eugene Banks, Duke	5	50	10.0
1979	Larry Bird, Indiana St.	5	67	13.4
1980	Mike Sanders, *UCLA	6	60	10.0
1981	Cliff Levingston, Wichita St.	4	53	13.3
1982	Clyde Drexler, Houston	5	41	8.2
1983	Akeem Olajuwon, Houston	5	65	13.0
1984	Akeem Olajuwon, Houston	5	57	11.4
1985	Ed Pinckney, Villanova	6	48	8.0
1986	Pervis Ellison, Louisville	6	57	9.5
1987	Derrick Coleman, Syracuse	6	73	12.2
1988	Danny Manning, Kansas	6	56	9.3
1989	Darryl Walker, Seton Hall	6	58	9.7
1990	Larry Johnson, UNLV	6	75	12.5
1991	Larry Johnson, UNLV	5	51	10.2
1992	Chris Webber, *Michigan	6	58	9.7
1993	Chris Webber, *Michigan	6	68	11.3
1994	Cherokee Parks, Duke	6	55	9.2
1995	Ed O'Bannon, UCLA	6	54	9.0
1996	Tim Duncan, Wake Forest	4	52	13.0
1997	A.J. Bramlett, Arizona	6	62	10.3
1998	Antawn Jamison, North Carolina	5	63	12.6
1999	Elton Brand, Duke	6	55	9.2
2000	Brendan Haywood, North Carolina	5	48	9.6
2001	Shane Battier, Duke	6	61	10.2
2002	Drew Gooden, Kansas	5	61	12.2
2003	Nick Collison, Kansas	6	81	13.5
2004	Emeka Okafor, UConn	6	68	11.3
2005	Sean May, North Carolina	6	64	10.7
2006	Al Horford, Florida	6	60	10.0
2007	Al Horford, Florida	6	68	11.3
2008	Joey Dorsey, *Memphis	6	54	9.0
2009	Goran Suton, Michigan St.	6	64	10.7
2010	Brian Zoubek, Duke	6	60	10.0
2011	Alex Oriakhi, UConn	6	59	9.8
2012	Thomas Robinson, Kansas	6	75	12.5
2013	Mitch McGary, Michigan	6	64	10.7
2014	Julius Randle, Kentucky	6	59	9.8
2015	Frank Kaminsky, Wisconsin	6	56	9.3
	Justise Winslow, Duke	6	56	9.3
2016	Brice Johnson, North Carolina	6	56	9.3
	Tyler Roberson, Syracuse	5	56	11.2
2017	Kennedy Meeks, North Carolina	6	69	11.5

Year	Player, Team	G	Reb.	Avg.
2018	Omari Spellman, Villanova	6	53	8.8
2019	Mamadi Diakite, Virginia	6	49	8.2
*2020				
2021	Joel Ayayi, Gonzaga	6	39	6.5
	Jules Bernard, UCLA	6	39	6.5
	Drew Timme, Gonzaga	6	39	6.5
2022	Armando Bacot, North Carolina	6	99	16.5
2023	Norchad Omier, Miami (FL)	5	60	12.0
2024	Zach Edey, Purdue	6	87	14.5

HIGHEST REBOUNTING AVERAGE

Year	Player, Team	G	Reb.	Avg.
1951	Bill Spivey, Kentucky	4	65	16.3
1957	John Green, Michigan St.	4	77	19.3
1958	Elgin Baylor, Seattle U.	5	91	18.2
1959	Oscar Robertson, Cincinnati	4	63	15.8
1960	Howard Jolliff, Ohio	3	65	21.7
1961	Jerry Lucas, Ohio St.	4	73	18.3
1962	Mel Counts, Oregon St.	3	53	17.7
1963	Nate Thurmond, Bowling Green	3	70	23.3
1964	Paul Silas, Creighton	3	57	19.0
1965	James Ware, Oklahoma City	3	55	18.3
1966	Elvin Hayes, Houston	3	50	16.7
1967	Don May, Dayton	5	82	16.4
1968	Elvin Hayes, Houston	5	97	19.4
1969	Lew Alcindor, UCLA	4	64	16.0
1970	Artis Gilmore, Jacksonville	5	93	18.6
1971	Clarence Glover, *Western Ky.	5	89	17.8
	Collis Jones, Notre Dame	3	49	16.3
1972	Bill Walton, UCLA	4	64	16.0
1973	Bill Walton, UCLA	4	58	14.5
1974	Marvin Barnes, Providence	3	51	17.0
1975	Mike Franklin, Cincinnati	3	49	16.3
1976	Al Fleming, Arizona	3	39	13.0
1977	Phil Hubbard, Michigan	3	45	15.0
1978	Greg Kelsner, Michigan St.	3	37	12.3
1979	Larry Bird, Indiana St.	5	67	13.4
1980	Durand Macklin, LSU	3	31	10.3
1981	Cliff Levingston, Wichita St.	4	53	13.3
1982	Ed Pinckney, Villanova	3	30	10.0
1983	Akeem Olajuwon, Houston	5	65	13.0
1984	Keith Lee, *Memphis	3	37	12.3
	Akeem Olajuwon, Houston	5	57	11.4
1985	Karl Malone, Louisiana Tech	3	40	13.3
1986	David Robinson, Navy	4	47	11.8
1987	Derrick Coleman, Syracuse	6	73	12.2
1988	Pervis Ellison, Louisville	3	33	11.0
1989	Pervis Ellison, Louisville	3	31	10.3
	Stacey King, Oklahoma	3	31	10.3
1990	Dale Davis, *Clemson	3	44	14.7
1991	Byron Houston, Oklahoma St.	3	36	12.0
	Perry Carter, Ohio St.	3	36	12.0
1992	Doug Edwards, Florida St.	3	32	10.7
1993	Chris Webber, *Michigan	6	68	11.3
1994	Juwan Howard, *Michigan	4	51	12.8
1995	Tim Duncan, Wake Forest	3	43	14.3
1996	Tim Duncan, Wake Forest	4	52	13.0
1997	Paul Pierce, Kansas	3	36	12.0
1998	Antawn Jamison, North Carolina	5	63	12.6
1999	Eduardo Najera, Oklahoma	3	35	11.7
2000	Eric Coley, Tulsa	4	43	10.8
2001	Dan Gadzuric, UCLA	3	36	12.0
2002	Drew Gooden, Kansas	5	61	12.2
2003	Nick Collison, Kansas	6	81	13.5
2004	Emeka Okafor, UConn	6	68	11.3
2005	Paul Davis, Michigan St.	5	58	11.6
2006	P.J. Tucker, Texas	4	50	12.5

Year	Player, Team	G	Reb.	Avg.
2007	Al Horford, Florida	6	68	11.3
	Taj Gibson, Southern California	3	34	11.3
2008	Kevin Love, UCLA	5	53	10.6
2009	Cole Aldrich, Kansas	3	47	15.7
2010	Jason Love, Xavier	3	31	10.3
2011	Alex Tyus, Florida	4	46	11.5
2012	Draymond Green, Michigan St.	3	41	13.7
2013	Arsalan Kazemi, Oregon	3	45	15.0
2014	Josh Davis, San Diego St.	3	41	13.7
2015	Ryan Spangler, Oklahoma	3	32	10.7
2016	Domantas Sabonis, Gonzaga	3	43	14.3
2017	Jordan Bell, Oregon	5	66	13.2
2018	Robert Williams, Texas A&M	3	33	11.0
2019	Luke Maye, North Carolina	3	30	10.0
	Brandon Clarke, Gonzaga	4	40	10.0
^2020				
2021	Kevin Obanor, Oral Roberts	3	33	11.0
2022	Armando Bacot, North Carolina	6	99	16.5
2023	Norchad Omier, Miami (FL)	5	60	12.0
2024	Zach Edey, Purdue	6	87	14.5

MOST ASSISTS

Year	Player, Team	G	Ast.
1984	Reid Gettys, Houston	5	36
1985	Michael Jackson, Georgetown	6	45
1986	Cedric Hunter, Kansas	5	42
1987	Mark Wade, UNLV	5	61
1988	Ricky Grace, Oklahoma	6	41
1989	Rumeal Robinson, Michigan	6	56
1990	Bobby Hurley, Duke	6	39
1991	Bobby Hurley, Duke	6	43
1992	Bobby Hurley, Duke	6	47
1993	Jason Kidd, California	3	31
1994	Grant Hill, Duke	6	34
1995	Tyus Edney, UCLA	6	38
1996	Lazarus Sims, Syracuse	6	46
1997	Ed Cota, North Carolina	5	36
1998	Andre Miller, Utah	6	41
1999	Mateen Cleaves, Michigan St.	5	38
2000	Ed Cota, North Carolina	5	37
2001	Jason Williams, Duke	6	31
2002	Steve Blake, Maryland	6	40
2003	T.J. Ford, Texas	5	51
2004	Aaron Miles, Kansas	4	34
2005	Deron Williams, Illinois	6	50
2006	Marcus Williams, UConn	4	35
2007	Mike Conley Jr., Ohio St.	6	29
2008	Jason Richards, Davidson	4	36
	Derrick Rose, *Memphis	6	36
2009	Ty Lawson, North Carolina	5	34
	Kalin Lucas, Michigan St.	6	34
2010	John Wall, Kentucky	4	31
2011	Joey Rodriguez, VCU	6	46
2012	Peyton Siva, *Louisville	5	31
2013	Brett Comer, FGCU	3	31
2014	Andrew Harrison, Kentucky	6	30
2015	Jerian Grant, Notre Dame	4	27
	Tyus Jones, Duke	6	27
2016	Joel Berry II, North Carolina	6	30
2017	Nigel Williams-Goss, Gonzaga	6	26
2018	Devonte' Graham, *Kansas	5	28
2019	Ty Jerome, Virginia	6	36
^2020			
2021	Davion Mitchell, Baylor	6	35
2022	RJ Davis, North Carolina	6	30
2023	Markquis Nowell, Kansas St.	4	54
2024	Braden Smith, Purdue	6	52

ASSISTS AVERAGE

Year	Player, Team	G	Ast.	Avg.
1984	Bruce Douglas, Illinois	3	27	9.00
1985	Wayne Smith, Louisiana Tech	3	26	8.67
1986	Mark Wade, UNLV	3	32	10.67
1987	Mark Wade, UNLV	5	61	12.20
1988	Rumeal Robinson, Michigan	3	21	7.00
1989	John Crotty, Virginia	4	39	9.75
1990	James Sanders, Alabama	3	27	9.00
1991	Greg Anthony, UNLV	5	40	8.00
	Jason Buchanan, St. John's (NY)	4	32	8.00
1992	Sam Crawford, New Mexico St.	3	28	9.33
1993	Jason Kidd, California	3	31	10.33
1994	Duane Simpkins, Maryland	3	22	7.33
1995	Kevin Ollie, UConn	4	32	8.00
1996	Drew Barry, Georgia Tech	3	29	9.67
	Reggie Geary, Arizona	3	29	9.67
1997	Brevin Knight, Stanford	3	24	8.00
1998	Ed Cota, North Carolina	5	35	7.00
1999	Mateen Cleaves, Michigan St.	5	38	7.60
2000	Earl Watson, UCLA	3	33	11.00
2001	Brandon Granville, Southern California	4	26	6.50
2002	Brandin Knight, Pittsburgh	3	22	7.33
2003	T.J. Ford, Texas	5	51	10.20
2004	Aaron Miles, Kansas	4	34	8.50
2005	Deron Williams, Illinois	6	50	8.33
2006	Marcus Williams, UConn	4	35	8.75
2007	Dane Bradshaw, Tennessee	3	20	6.67
2008	Mitch Johnson, Stanford	3	29	9.67
2009	Antonio Anderson, Memphis	3	25	8.33
2010	John Wall, Kentucky	4	31	7.75
2011	Kendall Marshall, North Carolina	4	39	9.75
2012	Pierre Jackson, Baylor	4	27	6.75
2013	Brett Comer, FGCU	3	31	10.33
2014	DeAndre Kane, Iowa St.	3	21	7.00
2015	Jerian Grant, Notre Dame	4	27	6.75
2016	Monté Morris, Iowa St.	3	20	6.67
2017	Derrick Walton Jr., Michigan	3	25	8.33
2018	Jevon Carter, West Virginia	3	21	7.00
2019	Zavier Simpson, Michigan	3	20	6.67
^2020				
2021	Braden Norris, Loyola Chicago	3	18	6.00
2022	Andrew Nembhard, Gonzaga	3	19	6.33
2023	Markquis Nowell, Kansas St.	4	54	13.50
2024	Ryan Nembhard, Gonzaga	3	28	9.33

ASSIST-TO-TURNOVER RATIO

(Minimum: 3.0 Assists Per Game)

Year	Player, Team	G	Ast.	TO	Ratio
2008	Quentin Thomas, North Carolina	5	18	2	9.00
2009	DeMarre Carroll, Missouri	4	14	2	7.00
2010	Lewis Jackson, Purdue	3	17	4	4.25
2011	Kevin Anderson, Richmond	3	11	2	5.50
2012	Stilman White, North Carolina	4	14	1	14.00
2013	Shannon Scott, Ohio St.	4	15	3	5.00
2014	London Perrantes, Virginia	3	12	2	6.00
2015	Buddy Hield, Oklahoma	3	9	1	9.00
2016	Casey Benson, Oregon	4	14	1	14.00
2017	Tyler Lewis, Butler	3	16	1	16.00
2018	Grayson Allen, Duke	4	24	4	6.00
2019	Ryan Cline, Purdue	4	13	1	13.00
^2020					
2021	Mitch Ballock, Creighton	3	12	2	6.00
2022	Justin Minaya, Providence	3	9	1	9.00
2023	Tyger Campbell, UCLA	3	26	3	8.67
2024	Curtis Jones, Iowa St.	3	9	1	9.00

MOST BLOCKED SHOTS

Year	Player, Team	G	Blk.
1986	David Robinson, Navy	4	23
1987	Derrick Coleman, Syracuse	6	16
1988	Tim Perry, Temple	4	20
1989	Alonzo Mourning, Georgetown	4	19
1990	Larry Johnson, UNLV	6	11
1991	Mark Strickland, Temple	4	15
	Elmore Spencer, UNLV	5	15
1992	Chris Webber, *Michigan	6	17
1993	Rodney Dobard, Florida St.	4	15
	Chris Webber, *Michigan	6	15
1994	Cherokee Parks, Duke	6	18
1995	Marcus Camby, Massachusetts	4	18
1996	Marcus Camby, *Massachusetts	5	21
1997	Kelvin Cato, Iowa St.	3	14
1998	Jamaal Magloire, Kentucky	6	18
1999	Ken Johnson, Ohio St.	5	21
2000	Brendan Haywood, North Carolina	5	15
2001	Loren Woods, Arizona	6	24
2002	Lonny Baxter, Maryland	6	13
2003	Nick Collison, Kansas	6	15
2004	Emeka Okafor, UConn	6	13
2005	Channing Frye, Arizona	4	17
2006	Joakim Noah, Florida	6	29
2007	Greg Oden, Ohio St.	6	13
2008	Kevin Love, UCLA	5	21
2009	Cole Aldrich, Kansas	3	16
2010	Curtis Kelly, Kansas St.	4	13
2011	John Henson, North Carolina	4	15
2012	Jeff Withey, Kansas	6	31
2013	Jeff Withey, Kansas	3	17
2014	Aaron Gordon, Arizona	4	9
	Josh Huestis, Stanford	3	9
	Frank Kaminsky, Wisconsin	5	9
	Jarnell Stokes, Tennessee	4	9
	Patric Young, Florida	5	9
2015	Branden Dawson, Michigan St.	5	13
2016	Tyler Lydon, Syracuse	5	20
2017	Zach Collins, Gonzaga	6	18
2018	Trayvon Reed, Texas Southern	2	9
	Omar Spellman, Villanova	6	9
2019	Mamadi Diakite, Virginia	6	16
^2020			
2021	Evan Mobley, Southern California	4	8
	Cody Riley, UCLA	6	8
2022	Mark Williams, Duke	5	16
2023	Nathan Mensah, San Diego St.	6	14
2024	Donovan Clingan, UConn	6	19

BLOCKED SHOTS AVERAGE

Year	Player, Team	G	Blk.	Avg.
1986	David Robinson, Navy	4	23	5.75
1987	Steve Wright, Providence	4	12	3.00
1988	Tim Perry, Temple	4	20	5.00
1989	Alonzo Mourning, Georgetown	4	19	4.75
1990	Guillermo Myers, Texas	4	10	2.50
1991	Mark Strickland, Temple	4	15	3.75
1992	David Van Dyke, UTEP	3	12	4.00
1993	Rodney Dobard, Florida St.	4	15	3.75
1994	Cherokee Parks, Duke	6	18	3.00
	Greg Ostertag, Kansas	3	9	3.00
1995	Tim Duncan, Wake Forest	3	16	5.33
	Erick Dampier, Mississippi St.	3	16	5.33
1996	Marcus Camby, *Massachusetts	5	21	4.20
1997	Kelvin Cato, Iowa St.	3	14	4.67
1998	Etan Thomas, Syracuse	3	13	4.33

Year	Player, Team	G	Blk.	Avg.
1999	Ken Johnson, Ohio St.	5	21	4.20
2000	Shane Battier, Duke	3	13	4.33
2001	Loren Woods, Arizona	6	24	4.00
	Sam Clancy, Southern California	4	16	4.00
2002	Channing Frye, Arizona	3	9	3.00
2003	Emeka Okafor, UConn	3	14	4.67
2004	Jermareo Davidson, Alabama	4	9	2.25
2005	Channing Frye, Arizona	4	17	4.25
2006	Shelden Williams, Duke	3	15	5.00
2007	Taj Gibson, Southern California	3	8	2.67
2008	Kevin Love, UCLA	5	21	4.20
2009	Cole Aldrich, Kansas	3	16	5.33
2010	Dallas Lauderdale, Ohio St.	3	11	3.67
2011	John Henson, North Carolina	4	15	3.75
2012	Jeff Withey, Kansas	6	31	5.17
2013	Jeff Withey, Kansas	3	17	5.67
2014	Josh Huestis, Stanford	3	9	3.00
2015	Jakob Poeltl, Utah	3	9	3.00
2016	Tyler Lydon, Syracuse	5	20	4.00
2017	Jordan Bell, Oregon	5	16	3.20
2018	Elijah Thomas, Clemson	3	8	2.67
2019	Kenny Wooten, Oregon	3	12	4.00
^2020				
2021	Evan Mobley, Southern California	4	8	2.00
	Quincy Guerrier, Syracuse	3	6	2.00
2022	Chet Holmgren, Gonzaga	3	13	4.33
2023	Jarace Walker, Houston	3	12	4.00
2024	Ryan Kalkbrenner, Creighton	3	10	3.33

MOST STEALS

Year	Player, Team	G	Stl.
1986	Tommy Amaker, Duke	6	18
1987	Mark Wade, UNLV	5	18
1988	Mookie Blaylock, Oklahoma	6	23
1989	Kendall Gill, Illinois	5	17
1990	Lee Mayberry, Arkansas	5	18
1991	Grant Hill, Duke	6	15
1992	John Pelphrey, Kentucky	4	13
	Christian Laettner, Duke	6	13
1993	Rick Brunson, Temple	4	14
1994	Dan Cross, Florida	5	12
1995	Cameron Dollar, UCLA	6	15
1996	Edgar Padilla, *Massachusetts	5	19
1997	Jason Terry, Arizona	6	17
	Wayne Turner, Kentucky	6	17
	Wayne Turner, Kentucky	6	13
1999	Pepe Sanchez, Temple	4	14
2000	Mike Kelley, Wisconsin	5	19
2001	Gilbert Arenas, Arizona	6	17
2002	Andrew Mitchell, Kent St.	4	15
2003	Gerry McNamara, Syracuse	6	15
2004	Jarrett Jack, Georgia Tech	6	13
2005	Rajon Rondo, Kentucky	4	12
2006	Jamaal Williams, Washington	3	11
	Randy Foye, Villanova	4	11
2007	Mario Chalmers, Kansas	4	14
2008	Mario Chalmers, Kansas	6	17
2009	Ty Lawson, North Carolina	5	16
2010	Ronald Nored, Butler	6	16
2011	Joey Rodriguez, VCU	6	10
2012	Aaron Craft, Ohio St.	5	16
2013	Michael Carter-Williams, Syracuse	5	15
	Russ Smith, *Louisville	6	15
2014	Shabazz Napier, UConn	6	15
2015	T.J. McConnell, Arizona	4	12
2016	Fred VanVleet, Wichita St.	3	11
2017	Justin Jackson, North Carolina	6	9

Year	Player, Team	G	Stl.
	Kennedy Meeks, North Carolina	6	9
	Sindarius Thornwell, South Carolina	6	9
2018	Jevon Carter, West Virginia	3	15
2019	Matt Mooney, Texas Tech	6	15
^2020			
2021	Jared Butler, Baylor	6	10
	Davion Mitchell, Baylor	6	10
	Jalen Suggs, Gonzaga	6	10
	Anton Watson, Gonzaga	6	10
2022	JD Notae, Arkansas	4	12
2023	Markquis Nowell, Kansas St.	4	16
2024	Cam Spencer, UConn	6	12

Year	Player, Team	G	Stl.	Avg.
2013	Michael Carter-Williams, Syracuse	5	15	3.00
2014	Luke Hancock, *Louisville	3	8	2.70
	Chasson Randle, Stanford	3	8	2.70
2015	Kyle Davis, Dayton	3	9	3.00
	T.J. McConnell, Arizona	4	12	3.00
2016	Fred VanVleet, Wichita St.	3	11	3.67
2017	Daxter Miles Jr., West Virginia	3	8	2.67
2018	Jevon Carter, West Virginia	3	15	5.00
2019	RaiQuan Gray, Florida St.	3	9	3.00
^2020				
2021	Anthony Polite, Florida St.	3	8	2.67
2022	Tyrese Hunter, Iowa St.	3	11	3.67
2023	Markquis Nowell, Kansas St.	4	16	4.00
2024	Keshon Gilbert, Iowa St.	3	8	2.67

MOST STEALS AVERAGE

Year	Player, Team	G	Stl.	Avg.
1986	Derrick Taylor, LSU	5	16	3.20
1987	Ricky Grace, Oklahoma	3	14	4.67
1988	Mookie Blaylock, Oklahoma	6	23	3.83
1989	Kendall Gill, Illinois	5	17	3.40
1990	Lee Mayberry, Arkansas	5	18	3.60
1991	Scott Burrell, UConn	3	11	3.67
1992	John Pelphrey, Kentucky	4	13	3.25
1993	Jason Kidd, California	3	13	4.33
1994	Pooh Williamson, Tulsa	3	8	2.67
	Doron Sheffer, UConn	3	8	2.67
	Tony Miller, Marquette	3	8	2.67
1995	Chris Garner, Memphis	3	10	3.33
1996	Edgar Padilla, *Massachusetts	5	19	3.80
1997	Rashid Bey, Saint Joseph's	3	10	3.33
1998	Damian Owens, West Virginia	3	11	3.67
	Jason Hart, Syracuse	3	11	3.67
1999	Pepe Sanchez, Temple	4	14	3.50
2000	Mike Kelley, Wisconsin	5	19	3.80
2001	Titus Ivory, Penn St.	3	9	3.00
2002	Andrew Mitchell, Kent St.	4	14	3.50
2003	Chris Duhon, Duke	3	10	3.33
	Devin Harris, Wisconsin	3	10	3.33
2004	Jameer Nelson, Saint Joseph's	4	11	2.75
2005	Daniel Ewing, Duke	3	10	3.33
	Ronald Ross, Texas Tech	3	10	3.33
	Ilian Evtimov, North Carolina St.	3	10	3.33
2006	Jamaal Williams, Washington	3	11	3.67
2007	Mario Chalmers, Kansas	4	14	3.50
2008	Stephen Curry, Davidson	4	13	3.25
2009	Ty Lawson, North Carolina	5	16	3.20
2010	Jacob Pullen, Kansas St.	4	14	3.50
2011	Kyle Collinworth, BYU	3	8	2.67
2012	Jae Crowder, Marquette	3	10	3.33

SEEDS HISTORY

FURTHEST SEEDS HAVE ADVANCED IN THE TOURNAMENT

(Since 1979)

Seed # Furthest Finish

- #1 CH - Arkansas 1994; Baylor 2021; Duke 1992, 2001, 2010 & 2015; Florida 2007; Georgetown 1984; Indiana 1987; Kansas 2008 & 2022; Kentucky 1996 & 2012; *Louisville 2013; Maryland 2002; Michigan St. 2000; North Carolina 1982, 1993, 2005, 2009 & 2017; UCLA 1995; UConn 1999 & 2024; UNLV 1990; Villanova 2018; Virginia 2019
- #2 CH - Duke 1991; Kentucky 1998; Louisville 1980 & 1986; Michigan St. 1979; UConn 2004; Villanova 2016
- #3 CH - Florida 2006; Indiana 1981; Michigan 1989; Syracuse 2003; UConn 2011
- #4 CH - Arizona 1997; UConn 2023
- #5 2d - Butler 2010; Florida 2000; Indiana 2002; San Diego St. 2023
- #6 CH - Kansas 1988; North Carolina St. 1983
- #7 CH - UConn 2014
- #8 CH - Villanova 1985
- #9 T3d - Fla. Atlantic 2023; Wichita St. 2013
- #10 T3d - Syracuse 2016
- #11 T3d - George Mason 2006; Loyola Chicago 2018; LSU 1986; NC State 2024; UCLA 2021; VCU 2011
- #12 RR - Missouri 2002; Oregon St. 2021
- #13 RSF - Bradley 2006; La Salle 2013; Ohio 2012; Oklahoma 1999; Richmond 1988; Valparaiso 1998
- #14 RSF - Chattanooga 1997; Cleveland St. 1986
- #15 RR - Saint Peter's 2022
- #16 2d R - FDU 2023; UMBC 2018

#15 with a win over #2: Coppin St. 1997, FGCU 2013, Hampton 2001, Lehigh 2012, Middle Tenn. 2016, Norfolk St. 2012, Oral Roberts 2021, Princeton 2023, Richmond 1991, Saint Peter's 2022, Santa Clara 1993.

*Appearance later vacated by Committee on Infractions.



Photo by Tyler Schank

Kevin Keatts celebrates after NC State became the sixth 11-seed to advance to the Final Four after beating Duke in the 2024 South Regional.

WON-LOST RECORDS OF TOURNAMENT SEEDS

Year	#1	#2	#3	#4	#5	#6	#7	#8	#9	#10	#11	#12	#13	#14	#15	#16
1979	8-4	11-3	3-4	2-4	2-4	1-4	2-4	2-4	5-5	4-4						
1980	4-4	7-3	2-4	3-4	7-5	11-4	3-4	8-4	0-4	2-4	0-4	1-4				
1981	7-5	5-4	6-3	2-4	6-4	7-4	4-4	4-4	4-4	2-4	1-4	0-4				
1982	10-3	5-4	6-4	4-4	5-4	5-4	3-4	4-4	2-4	1-4	2-4	0-4				
1983	10-4	3-4	5-4	6-4	3-4	7-3	3-4	3-4	1-4	3-4	2-4	1-4	Opening Round			4-4
1984	10-3	6-4	2-4	4-4	5-4	5-4	5-4	3-4	1-4	4-4	1-4	1-4	Opening Round			5-5
1985	13-4	11-4	7-4	4-4	5-4	1-4	5-4	7-3	2-4	0-4	5-4	2-4	1-4	0-4	0-4	0-4
1986	13-4	10-3	3-4	5-4	5-4	5-4	6-4	5-4	1-4	1-4	4-4	2-4	0-4	3-4	0-4	0-4
1987	16-3	11-4	4-4	2-4	6-4	9-4	2-4	1-4	3-4	4-4	0-4	2-4	2-4	1-4	0-4	0-4
1988	14-4	10-4	4-4	5-4	6-4	10-3	4-4	3-4	1-4	1-4	2-4	0-4	2-4	1-4	0-4	0-4
1989	11-4	11-4	13-3	6-4	6-4	0-4	3-4	0-4	4-4	1-4	5-4	1-4	1-4	1-4	0-4	0-4
1990	12-3	5-4	7-4	10-4	3-4	6-4	5-4	3-4	2-4	3-4	3-4	3-4	0-4	1-4	0-4	0-4
1991	13-4	10-3	10-4	7-4	3-4	2-4	2-4	3-4	1-4	4-4	3-4	2-4	1-4	1-4	1-4	0-4
1992	13-3	10-4	5-4	8-4	3-4	10-4	3-4	1-4	4-4	2-4	0-4	2-4	1-4	1-4	0-4	0-4
1993	18-3	8-4	7-4	5-4	4-4	5-4	7-4	2-4	2-4	0-4	1-4	2-4	1-4	0-4	1-4	0-4
1994	13-3	12-4	10-4	6-4	3-4	4-4	2-4	0-4	6-4	3-4	1-4	3-4	0-4	0-4	0-4	0-4
1995	13-3	15-4	3-4	8-4	5-4	6-4	3-4	2-4	2-4	1-4	1-4	1-4	1-4	2-4	0-4	0-4
1996	13-3	12-4	7-4	8-4	5-4	4-4	2-4	2-4	3-4	2-4	1-4	3-4	1-4	0-4	0-4	0-4
1997	15-4	7-4	3-4	11-3	4-4	8-4	2-4	2-4	2-4	5-4	0-4	1-4	0-4	2-4	1-4	0-4
1998	11-4	12-3	10-4	5-4	4-4	3-4	1-4	5-4	1-4	4-4	3-4	1-4	2-4	1-4	0-4	0-4
1999	17-3	5-4	7-4	6-4	3-4	7-4	0-4	0-4	4-4	8-4	0-4	3-4	2-4	1-4	0-4	0-4
2000	10-3	6-4	6-4	7-4	8-4	7-4	4-4	10-4	0-4	4-4	1-4	0-4	0-4	0-4	0-4	0-4
2001	16-3	8-4	8-4	4-4	3-4	4-4	3-4	0-4	4-4	3-4	4-4	3-4	2-4	0-4	1-4	0-4
2002	13-3	11-4	6-4	5-4	5-4	3-4	3-4	5-4	0-4	3-4	3-4	5-4	1-4	0-4	0-4	0-4
2003	13-4	9-4	13-3	3-4	6-4	4-4	4-4	1-4	3-4	3-4	1-4	2-4	1-4	0-4	0-4	0-4
2004	9-4	12-3	10-4	7-4	4-4	5-4	5-4	5-4	2-4	2-4	0-4	2-4	0-4	0-4	0-4	0-4
2005	15-3	7-4	5-4	6-4	7-4	7-4	5-4	1-4	3-4	2-4	1-4	2-4	1-4	1-4	0-4	0-4
2006	11-4	10-4	9-3	7-4	3-4	3-4	4-4	3-4	1-4	2-4	5-4	2-4	2-4	1-4	0-4	0-4
2007	17-3	12-4	8-4	5-4	7-4	3-4	5-4	1-4	3-4	0-4	2-4	0-4	0-4	0-4	0-4	0-4
2008	19-3	7-4	10-4	3-4	3-4	3-4	4-4	2-4	2-4	3-4	1-4	4-4	2-4	0-4	0-4	0-4
2009	16-3	12-4	11-4	5-4	2-4	3-4	1-4	2-4	2-4	3-4	1-4	4-4	1-4	0-4	0-4	0-4
2010	12-3	10-4	5-4	4-4	10-4	5-4	1-4	2-4	3-4	4-4	3-4	2-4	1-4	1-4	0-4	0-4
2011	8-4	9-4	10-3	7-4	5-4	1-4	3-4	7-4	1-4	2-4	8-5	3-5	1-4	0-4	0-4	2-6
2012	14-3	9-4	7-4	8-4	2-4	3-4	4-4	3-4	1-4	3-4	3-4	3-5	2-4	1-5	2-4	2-6
2013	11-3	8-4	8-4	10-4	1-4	4-4	3-4	2-4	5-4	1-4	2-5	4-4	3-5	1-4	2-4	2-6
2014	10-4	9-4	4-4	9-4	1-4	3-4	8-3	7-4	1-4	2-4	6-5	4-5	0-4	1-4	0-4	2-6
2015	16-3	8-4	5-4	7-4	6-4	3-4	7-4	5-4	0-4	1-4	5-6	0-4	0-4	2-4	0-4	2-6
2016	14-4	11-3	5-4	5-4	4-4	3-4	3-4	1-4	3-4	5-4	6-6	2-4	1-4	1-4	1-4	2-6
2017	15-3	7-4	6-4	9-4	3-4	1-4	7-4	4-4	1-4	1-4	7-6	1-4	0-4	0-4	0-4	2-6
2018	11-3	7-4	10-4	3-4	7-4	2-4	5-4	1-4	7-4	1-4	8-6	0-4	3-3	0-4	0-4	3-6
2019	14-3	11-4	12-4	5-4	4-4	3-4	1-4	0-4	4-4	3-4	3-6	4-4	1-4	0-4	0-4	2-6
^2020																
2021	15-3	7-4	5-4	3-4	5-4	4-4	2-4*	4-4	1-4	2-3*	8-6	3-4	2-4	1-4	2-4	2-6
2022	11-3	9-4	6-4	8-4	4-4	1-4	3-4	5-4	3-4	3-4	6-5	3-5	0-4	0-4	3-4	2-6
2023	5-4	6-4	9-4	9-3	11-4	5-4	4-4	3-4	5-4	1-4	3-6	0-4	1-4	0-4	2-4	3-6
2024	15-3	9-4	6-4	8-4	4-4	3-4	3-4	1-4	3-4	3-6	6-4	2-4	1-4	1-4	0-4	2-6

*Not Seeded: Opening Round 1-1 in each year from 2001-10; ^Championship canceled due to COVID-19 pandemic. *The 2021 first round match-up between 7 seed Oregon and 10 seed VCU was considered a no contest due to COVID-19 protocols.*

ALL-TIME NO. 1 SEEDS

18, North Carolina, 1979-2024
15, *Kansas, 1986-2023
14, Duke, 1986-2019
12, Kentucky, 1980-2015
7, Arizona, 1988-2022
7, Virginia, 1981-2019
6, UConn, 1990-2024
5, Georgetown, 1982-89
5, Gonzaga, 2013-22
5, Michigan St., 1990-2012
5, Oklahoma, 1985-2003
5, Purdue, 1988-2024
4, DePaul, 1980-84
4, Illinois, 1989-2021
4, Ohio St., 1991-2011
4, UCLA, 1979-2008
4, Villanova, 2006-2018
3, Houston, 1983-2024
3, Indiana, 1987-2013
3, Michigan, 1985-2021
3, St. John's (NY), 1983-86
3, Stanford, 2000-04
3, Syracuse, 1980-2012
3, UNLV, 1987-91
2, Arkansas, 1991-94
2, Baylor, 2021-22
2, Florida, 2007-14
2, *Louisville, 1983-2009
2, LSU, 1980-81
2, *Memphis, 2006-08
2, Pittsburgh, 2009-11
1, Alabama, 2023
1, Auburn, 1999
1, Cincinnati, 2002
1, Indiana St., 1979
1, Maryland, 2002
1, Massachusetts, 1996
1, Minnesota, 1997
1, Missouri, 1994
1, Notre Dame, 1979
1, Oregon, 2016
1, Oregon St., 1981
1, Saint Joseph's, 2004
1, Temple, 1988
1, Texas, 2003
1, Wake Forest, 1995
1, Washington, 2005
1, Wichita St., 2014
1, Wisconsin, 2015
1, Xavier, 2018

BEATING A NO. 1 SEED

10, Duke, 1980-2024
9, North Carolina, 1981-2022
8, Kansas, 1988-2012
7, Arizona, 1994-2011
7, Michigan St., 1979-2019
6, Villanova, 1985-2018
5, Indiana, 1981-2002
5, Kentucky, 1996-2014
5, Syracuse, 1987-2016
5, UCLA, 1980-2021
4, Michigan, 1989-2013
4, UConn, 1999-2024
4, Wisconsin, 2000-2017
3, Florida, 2000-07
3, Georgetown, 1984-2007
3, *Louisville, 1980-2005
3, North Carolina St., 1983-2015
2, Alabama, 2004-2024
2, Arkansas, 2022-23
2, Auburn, 1986-2019
2, Boston College, 1982-94
2, Butler, 2010-11
2, Georgia, 1983-96
2, Houston, 1983-2022
2, Kansas St., 1981-88
2, LSU, 1986-2006
2, Maryland, 2001-02
2, *Memphis, 1985-2008
2, Ohio St., 1999-2012
2, Oklahoma, 1988-2017
2, Oklahoma St., 1995-2004
2, UAB, 1986-2004
2, Utah, 1998
2, Virginia, 1989-95
1, Baylor, 2021
1, DePaul, 1979
1, FDU, 2023
1, Florida St., 2018
1, George Mason, 2006
1, Georgia Tech, 1990
1, Iowa, 1980
1, Loyola Chicago, 2021
1, Marquette, 2003
1, Miami (FL), 2023
1, Mississippi St., 1996
1, Oregon, 2017
1, Penn, 1979
1, Providence, 1987
1, Rhode Island, 1998
1, St. John's (NY), 1991
1, Saint Joseph's, 1981
1, San Diego St., 2023
1, Texas Tech, 2019
1, UMBC, 2018
1, UNLV, 1989
1, UNI, 2010
1, UTEP, 1992
1, VCU, 2011
1, Wake Forest, 1984
1, West Virginia, 2010
1, Wichita St., 2013

**Appearance later vacated by Committee on Infractions.*

HOW THE SEEDS FARED

Data does not include 2020 championship that was canceled due to COVID-19 pandemic.

ROUND-BY-ROUND: 1985-2024

Seed	1st	2d	3d	RSF	RF	NSF	CH	Total	Final Four Finishes
#1	134-2	136-18	16-4	103-29	62-41	39-23	25-14	515-131	25 CH, 14 2d, 22 T3d
#2	128-8	104-44	12-5	69-30	32-37	13-19	5-8	363-151	5 CH, 8 2d, 18 T3d
#3	117-19	88-49	10-6	40-42	17-23	11-6	4-7	287-152	4 CH, 7 2d, 6 T3d
#4	106-30	78-48	13-4	25-49	15-10	4-11	2-2	243-154	2 CH, 2 2d, 11 T3d
#5	90-46	62-48	3-8	12-42	9-3	4-5	0-4	180-156	4 2d, 5 T3d
#6	85-51	51-54	4-6	17-28	3-14	2-1	1-1	163-155	CH, 2d, T3d
#7	81-54	39-63	4-10	10-19	3-7	1-2	1-0	139-155	CH, 2 T3rd
#8	60-76	28-52	3-12	9-7	6-3	4-2	1-3	111-155	CH, 3 2d, 2 T3d
#9	76-60	12-84	1-4	5-3	2-3	0-2		96-156	2 T3d
#10	54-81	27-47	3-3	9-15	1-8	0-1		94-155	T3d
#11	51-85	31-40	6-4	10-17	6-4	0-6		104-156	6 T3d
#12	46-90	29-37	2-7	2-20	0-2			79-156	
#13	30-106	7-41	2-1	0-6				39-154	
#14	19-117	6-35	0-4	0-2				25-158	
#15	8-128	6-22	1-2	1-3	0-1			16-156	
#16	2-134	0-22						2-156	
Total	1,087-1,087	704-704	80-80	312-312	156-156	78-78	39-39	2,456-2,456	

Not Seeded: Opening Round (2001-2010) 10-10. From 2011-2015, the First Round was also known as the First Four. The record for teams in that round was 20-20. *The 2021 first round match-up between 7 seed Oregon and 10 seed VCU was considered a no contest due to COVID-19 protocols.

1979-2024 TOTALS

Seed	W	L	Pct.	Final Four Finishes
#1	564	154	.786	27 CH, 17 2d, 3d, 24 T3d, 4th
#2	400	173	.698	7 CH, 10 2d, 3d, 18 T3d
#3	311	175	.640	5 CH, 7 2d, 7 T3d
#4	264	178	.597	2 CH, 2 2d, 12 T3d
#5	208	181	.535	4 2d, 5 T3d, 4th
#6	199	178	.528	2 CH, 2d, 3d, 2 T3d
#7	159	179	.470	CH, 3 T3d
#8	135	179	.430	CH, 4 2d, 2 T3d
#9	109	181	.376	2 T3d, 4th
#10	112	181	.382	T3d
#11	128	194	.398	6 T3d
#12	86	180	.323	
#13	40	157	.203	
#14	26	157	.142	
#15	16	156	.093	
#16	37	191	.162	
NS	10	10	.500	
Total	2,804	2,804	.500	

1985-2024 SEED MATCH-UPS

Seed vs. Seed	W	L	Pct.
#1 vs. #16	154	2	.987
#2 vs. #15	145	11	.929
#3 vs. #14	133	23	.853
#4 vs. #13	123	33	.788
#5 vs. #12	101	55	.647
#6 vs. #11	95	61	.609
#7 vs. #10*	95	60	.613
#8 vs. #9	75	81	.481

*The 2021 first round match-up between 7 seed Oregon and 10 seed VCU was considered a no contest due to COVID-19 protocols.

TOURNAMENT UPSETS

Upsets are defined as when the winner of the game was seeded five or more places lower than the team it defeated. Team's appearance later vacated by the NCAA/Committee on Infractions ().*

Rd.	Sd.	Winner	Sd.	Opponent	Score
1979					
2nd	10	St. John's (NY)	2	Duke	80-78
2nd	9	Penn	1	North Carolina	72-71
RSF	9	Penn	4	Syracuse	84-76
1980					
1st	12	Penn	5	Washington St.	62-55
2nd	10	Lamar University	2	Oregon St.	81-77
2nd	8	UCLA	1	DePaul	77-71
1981					
1st	11	Northeastern	6	Fresno St.	55-53
2nd	9	Saint Joseph's	1	DePaul	49-48
2nd	8	Kansas St.	1	Oregon St.	50-48
2nd	7	UAB	2	Kentucky	69-62
2nd	7	Kansas	2	Arizona St.	88-71
1982					
1st	11	Middle Tenn.	6	Kentucky	50-44
1st	11	Northeastern	6	Saint Joseph's	63-62
2nd	8	Boston College	1	DePaul	82-75
1983					
1st	12	Princeton	5	Oklahoma St.	56-53
1st	11	Lamar University	6	Alabama	73-50
1st	11	Ohio	6	Illinois St.	51-49
2nd	10	Utah	2	UCLA	67-61
2nd	7	Iowa	2	Missouri	77-63
RF	6	North Carolina St.	1	Virginia	63-62
CH	6	North Carolina St.	1	Houston	54-52
1984					
1st	12	Richmond	5	Auburn	72-71
1st	11	West Virginia	6	Oregon St.	64-62
2nd	10	Dayton	2	Oklahoma	89-85
2nd	7	Virginia	2	Arkansas	53-51 (OT)
1985					
1st	13	Navy	4	LSU	78-55
1st	12	Kentucky	5	Washington	66-58
1st	11	Auburn	6	Purdue	59-58
1st	11	Boston College	6	Texas Tech	55-53
1st	11	UTEP	6	Tulsa	79-75
2nd	12	Kentucky	4	UNLV	64-61
2nd	11	Auburn	3	Kansas	66-64
2nd	11	Boston College	3	Duke	74-73
2nd	8	Villanova	1	Michigan	59-55
2nd	7	Alabama	2	VCU	63-59
RF	8	Villanova	2	North Carolina	56-44
NSF	8	Villanova	2	Memphis	52-45
CH	8	Villanova	1	Georgetown	66-64
1986					
1st	14	Little Rock	3	Notre Dame	90-83
1st	14	Cleveland St.	3	Indiana	83-79
1st	12	DePaul	5	Virginia	72-68
1st	11	LSU	6	Purdue	94-87 (2 OT)
2nd	14	Cleveland St.	6	Saint Joseph's	75-69
2nd	12	DePaul	4	Oklahoma	74-69
2nd	11	LSU	3	Memphis	83-81
2nd	8	Auburn	1	St. John's (NY)	81-65
2nd	7	Iowa St.	2	Michigan	72-69

Rd.	Sd.	Winner	Sd.	Opponent	Score
2nd	7	Navy	2	Syracuse	97-85
RSF	11	LSU	2	Georgia Tech	70-64
RF	11	LSU	1	Kentucky	59-57
1987					
1st	14	Austin Peay	3	Illinois	68-67
1st	13	Missouri St.	4	Clemson	65-60
1st	13	Xavier	4	Missouri	70-69
1st	12	Wyoming	5	Virginia	64-60
2nd	12	Wyoming	4	UCLA	78-68
2nd	10	LSU	2	Temple	72-62
RSF	10	LSU	3	DePaul	63-58
RF	6	Providence	1	Georgetown	88-73
1988					
1st	14	Murray St.	3	North Carolina St.	78-75
1st	13	Richmond	4	Indiana	72-69
1st	11	Rhode Island	6	Missouri	87-80
2nd	13	Richmond	5	Georgia Tech	59-55
2nd	11	Rhode Island	3	Syracuse	97-94
2nd	7	Vanderbilt	2	Pittsburgh	80-74 (OT)
CH	6	Kansas	1	Oklahoma	83-79
1989					
1st	14	Siena	3	Stanford	80-78
1st	13	Middle Tenn.	4	Florida St.	97-83
1st	12	DePaul	5	Memphis	66-63
1st	11	Evansville	6	Oregon St.	94-90 (OT)
1st	11	Minnesota	6	Kansas St.	86-75
1st	11	South Ala.	6	Alabama	86-84
1st	11	Texas	6	Georgia Tech	76-70
1990					
1st	14	UNI	3	Missouri	74-71
1st	12	Ball St.	5	Oregon St.	54-53
1st	12	Dayton	5	Illinois	88-86
1st	11	LMU (CA)	6	New Mexico St.	111-92
2nd	12	Ball St.	4	Louisville	62-60
2nd	11	LMU (CA)	3	Michigan	149-115
2nd	10	Texas	2	Purdue	73-72
2nd	8	North Carolina	1	Oklahoma	79-77
2nd	7	Alabama	2	Arizona	77-55
2nd	7	UCLA	2	Kansas	71-70
1991					
1st	15	Richmond	2	Syracuse	73-69
1st	14	Xavier	3	Nebraska	89-84
1st	13	Penn St.	4	UCLA	74-69
1st	12	Eastern Mich.	5	Mississippi St.	76-56
1st	11	UConn	6	LSU	79-62
1st	11	Creighton	6	New Mexico St.	64-56
RSF	10	Temple	3	Oklahoma St.	72-63 (OT)
1992					
1st	14	East Tenn. St.	3	Arizona	87-80
1st	13	Louisiana	4	Oklahoma	87-83
1st	12	New Mexico St.	5	DePaul	81-73
2nd	9	UTEP	1	Kansas	66-60
2nd	7	Georgia Tech	2	Southern California	79-78
RF	6	Michigan	1	Ohio St.	75-71 (OT)
1993					
1st	15	Santa Clara	2	Arizona	64-61
1st	13	Southern U.	4	Georgia Tech	93-78
1st		George Washington	5	New Mexico	82-68
1st	12	Washington	5	New Mexico	82-68
1st	11	Tulane	6	Kansas St.	55-53
2nd	7	Western Ky.	2	Seton Hall	72-68
1994					

Rd.	Sd.	Winner	Sd.	Opponent	Score	Rd.	Sd.	Winner	Sd.	Opponent	Score
1st	12	Green Bay	5	California	61-57	1st	12	Creighton	5	Florida	83-82 (2 OT)
1st	12	Tulsa	5	UCLA	112-102	1st	12	Missouri	5	Miami (FL)	93-80
1st	11	Penn	6	Nebraska	90-80	1st	12	Tulsa	5	Marquette	71-69
2nd	12	Tulsa	4	Oklahoma St.	82-80	1st	11	Southern Ill.	6	Texas Tech	76-68
2nd	10	Maryland	2	Massachusetts	95-87	1st	11	Wyoming	6	Gonzaga	73-66
2nd	9	Boston College	1	North Carolina	75-72	2nd	12	Missouri	4	Ohio St.	83-67
1995						2nd	11	Southern Ill.	3	Georgia	77-75
1st	14	Weber St.	3	Michigan St.	79-72	2nd	10	Kent St.	2	Alabama	71-58
1st	14	Old Dominion	3	Villanova	89-81 (3 OT)	2nd	8	UCLA	1	Cincinnati	105-101 (OT)
1st	13	Manhattan	4	Oklahoma	77-67	RSF	10	Kent St.	3	Pittsburgh	78-73 (OT)
1st	12	Miami (OH)	5	Arizona	71-62	2003					
1st	11	Texas	6	Oregon	90-73	1st	13	Tulsa	4	Dayton	84-71
1996						1st	12	Butler	5	Mississippi St.	47-46
1st	13	Princeton	4	UCLA	43-41	1st	11	Central Mich.	6	Creighton	79-73
1st	12	Arkansas	5	Penn St.	86-80	2nd	12	Butler	4	Louisville	79-71
1st	12	Drexel	5	Memphis	75-63	2nd	10	Auburn	2	Wake Forest	68-62
1st	11	Boston College	6	Indiana	64-51	2nd	7	Michigan St.	2	Florida	68-46
2nd	12	Arkansas	4	Marquette	65-56	2004					
2nd	8	Georgia	1	Purdue	76-69	1st	12	Manhattan	5	Florida	75-60
1997						1st	12	Pacific	5	Providence	66-58
1st	15	Coppin St.	2	South Carolina	78-65	2nd	10	Nevada	2	Gonzaga	91-72
1st	14	Chattanooga	3	Georgia	73-70	2nd	9	UAB	1	Kentucky	76-75
1st	12	Col. of Charleston	5	Maryland	75-66	2nd	8	Alabama	1	Stanford	70-67
2nd	14	Chattanooga	6	Illinois	75-63	2nd	7	Xavier	2	Mississippi St.	89-74
2nd	10	Providence	2	Duke	98-87	2005					
1998						1st	14	Bucknell	3	Kansas	64-63
1st	14	Richmond	3	South Carolina	62-61	1st	13	Vermont	4	Syracuse	60-57 (OT)
1st	13	Valparaiso	4	Ole Miss	70-69	1st	12	Milwaukee	5	Alabama	83-73
1st	12	Florida St.	5	TCU	96-87	1st	11	UAB	6	LSU	82-68
1st	11	Washington	6	Xavier	69-68	2nd	12	Milwaukee	4	Boston College	83-75
1st	11	Western Mich.	6	Clemson	75-72	2nd	10	North Carolina St.	2	UConn	65-62
2nd	10	West Virginia	2	Cincinnati	75-74	2nd	7	West Virginia	2	Wake Forest	111-105 (2 OT)
2nd	8	Rhode Island	1	Kansas	80-75	2006					
1999						1st	14	Northwestern St.	3	Iowa	64-63
1st	14	Weber St.	3	North Carolina	76-74	1st	13	Bradley	4	Kansas	77-73
1st	13	Oklahoma	4	Arizona	61-60	1st	12	Montana	5	Nevada	87-79
1st	12	Detroit Mercy	5	UCLA	56-53	1st	12	Texas A&M	5	Syracuse	66-58
1st	12	Missouri St.	5	Wisconsin	43-32	1st	11	George Mason	6	Michigan St.	75-65
2nd	13	Oklahoma	5	Charlotte	85-72	1st	11	Milwaukee	6	Oklahoma	82-74
2nd	12	Missouri St.	4	Tennessee	81-51	2nd	13	Bradley	5	Pittsburgh	72-66
2nd	10	Gonzaga	2	Stanford	82-74	2nd	11	George Mason	3	North Carolina	65-60
2nd	10	Miami (OH)	2	Utah	66-58	2nd	7	Georgetown	2	Ohio St.	70-52
2nd	10	Purdue	2	Miami (FL)	73-63	2nd	7	Wichita St.	2	Tennessee	80-73
2000						RF	11	George Mason	1	UConn	86-84 (OT)
1st	11	Pepperdine	6	Indiana	77-57	2007					
2nd	10	Gonzaga	2	St. John's (NY)	82-76	1st	11	VCU	6	Duke	79-77
2nd	10	Seton Hall	2	Temple	67-65 (OT)	1st	11	Winthrop	6	Notre Dame	74-64
2nd	8	North Carolina	1	Stanford	60-53	2nd	7	UNLV	2	Wisconsin	74-68
2nd	8	Wisconsin	1	Arizona	66-59	2008					
2nd	7	Tulsa	2	Cincinnati	69-61	1st	13	San Diego	4	UConn	70-69 (OT)
2001						1st	13	Siena	4	Vanderbilt	83-62
1st	15	Hampton	2	Iowa St.	58-57	1st	12	Villanova	5	Clemson	75-69
1st	13	Indiana St.	4	Oklahoma	70-68 (OT)	1st	12	Western Ky.	5	Drake	101-99 (OT)
1st	13	Kent St.	4	Indiana	77-73	1st	11	Kansas St.	6	Southern California	80-67
1st	12	Gonzaga	5	Virginia	86-85	2nd	10	Davidson	2	Georgetown	74-70
1st	12	Utah St.	5	Ohio St.	77-68 (OT)	2nd	7	West Virginia	2	Duke	73-67
1st	11	Georgia St.	6	Wisconsin	50-49	RSF	10	Davidson	3	Wisconsin	73-56
1st	11	Temple	6	Texas	79-65	2009					
2nd	11	Temple	3	Florida	75-54	1st	13	Cleveland St.	4	Wake Forest	84-69
2nd	7	Penn St.	2	North Carolina	82-74	1st	12	Arizona	5	Utah	84-71
2002						1st	12	Western Ky.	5	Illinois	76-72
1st	13	UNCW	4	Southern California	93-89 (OT)	1st	12	Wisconsin	5	Florida	61-59 (OT)

Rd.	Sd.	Winner	Sd.	Opponent	Score	Rd.	Sd.	Winner	Sd.	Opponent	Score
1st	11	Dayton	6	West Virginia	68-60	3rd	7	Wichita St.	2	Kansas	78-65
2010						3rd	7	Michigan St.	2	Virginia	60-54
1st	14	Ohio	3	Georgetown	97-83	2016					
1st	13	Murray St.	4	Vanderbilt	66-65	1st	15	Middle Tenn.	2	Michigan St.	90-81
1st	12	Cornell	5	Temple	78-65	1st	14	*SFA	3	West Virginia	70-56
1st	11	Old Dominion	6	Notre Dame	51-50	1st	13	Hawaii	4	California	77-66
1st	11	Washington	6	Marquette	80-78	1st	12	Little Rock	5	Purdue	85-83 (2OT)
2nd	12	Cornell	4	Wisconsin	87-69	1st	12	Yale	5	Baylor	79-75
2nd	11	Washington	3	New Mexico	82-64	1st	11	Gonzaga	6	Seton Hall	68-52
2nd	10	Saint Mary's (CA)	2	Villanova	75-68	1st	11	UNI	6	Texas	75-72
2nd	9	UNI	1	Kansas	69-67	1st	11	Wichita St.	6	Arizona	65-55
2011						2nd	7	Wisconsin	2	Xavier	66-63
2nd	13	Morehead St.	4	Louisville	62-61	RF	10	Syracuse	1	Virginia	68-62
2nd	12	Richmond	5	Vanderbilt	69-66	2017					
2nd	11	Gonzaga	6	St. John's (NY)	86-71	1st	12	Middle Tenn.	5	Minnesota	81-72
2nd	11	Marquette	6	Xavier	66-55	1st	11	Southern California	6	SMU	66-65
2nd	11	VCU	6	Georgetown	74-56	1st	11	Rhode Island	6	Creighton	84-72
3rd	11	Marquette	3	Syracuse	66-62	1st	11	Xavier	6	Maryland	76-65
3rd	11	VCU	3	Purdue	94-76	2nd	11	Xavier	3	Florida St.	91-66
3rd	10	Florida St.	2	Notre Dame	71-57	2nd	8	Wisconsin	1	Villanova	65-62
3rd	8	Butler	1	Pittsburgh	71-70	2nd	7	Michigan	2	Louisville	73-69
RF	11	VCU	1	Kansas	71-61	2nd	7	South Carolina	2	Duke	88-81
RF	8	Butler	2	Florida	74-71 (OT)	2nd	7	Xavier	2	*Arizona	73-71
2012						2018					
2nd	15	Lehigh	2	Duke	75-70	1st	16	UMBC	1	Virginia	74-54
2nd	15	Norfolk St.	2	Missouri	86-84	1st	13	Buffalo	4	*Arizona	89-68
2nd	13	Ohio	4	Michigan	65-60	1st	13	Marshall	4	Wichita St.	81-75
2nd	12	South Fla.	5	Temple	58-44	1st	11	Loyola Chicago	6	Miami (FL)	64-62
2nd	12	VCU	5	Wichita St.	62-59	1st	11	Syracuse	6	TCU	57-52
2nd	11	Colorado	6	UNLV	68-64	2nd	11	Loyola Chicago	3	Tennessee	63-62
2nd	11	North Carolina St.	6	San Diego St.	79-65	2nd	11	Syracuse	3	Michigan St.	55-53
3rd	11	North Carolina St.	3	Georgetown	66-63	2nd	9	Florida St.	1	Xavier	75-70
2013						2nd	7	Nevada	2	Cincinnati	75-73
2nd	15	FGCU	2	Georgetown	78-68	2nd	7	Texas A&M	2	North Carolina	86-65
2nd	14	Harvard	3	New Mexico	68-62	RF	9	Florida St.	4	Gonzaga	75-60
2nd	13	La Salle	4	Kansas St.	63-61	2019					
2nd	12	California	5	UNLV	64-61	1st	13	UC Irvine	4	Kansas St.	70-64
2nd	12	Ole Miss	5	Wisconsin	57-46	1st	12	Liberty	5	Mississippi St.	80-76
2nd	12	Oregon	5	Oklahoma St.	68-55	1st	12	Murray St.	5	Marquette	83-64
2nd	11	Minnesota	6	UCLA	83-63	1st	12	Oregon	5	Wisconsin	72-54
3rd	15	FGCU	7	San Diego St.	81-71	1st	11	Ohio St.	6	Iowa St.	62-59
3rd	12	Oregon	4	Saint Louis	74-57	2020					
3rd	9	Wichita St.	1	Gonzaga	76-70	Championship canceled due to COVID-19 pandemic.					
RF	9	Wichita St.	2	Ohio St.	70-66	2021					
2014						1st	15	Oral Roberts	2	Ohio St.	75-72 (OT)
2nd	14	Mercer	3	Duke	78-71	1st	14	Abilene Christian	3	Texas	53-52
2nd	12	Harvard	5	Cincinnati	61-57	1st	13	North Texas	4	Purdue	78-69 (OT)
2nd	12	North Dakota St.	5	Oklahoma	80-75 (OT)	1st	13	Ohio	4	Virginia	62-58
2nd	12	SFA	5	VCU	77-75 (OT)	1st	12	Oregon St.	5	Tennessee	70-56
2nd	11	Dayton	6	Ohio St.	60-59	1st	11	Syracuse	6	San Diego St.	78-62
2nd	11	Tennessee	6	Massachusetts	86-67	1st	11	UCLA	6	BYU	73-62
3rd	11	Dayton	3	Syracuse	55-53	2nd	15	Oral Roberts	7	Florida	81-78
3rd	10	Stanford	2	Kansas	60-57	2nd	12	Oregon St.	4	Oklahoma St.	80-70
3rd	9	Kentucky	1	Wichita St.	78-76	2nd	11	Syracuse	3	West Virginia	75-72
3rd	7	UConn	2	Villanova	77-65	2nd	8	Loyola Chicago	1	Illinois	71-58
RF	8	Kentucky	2	Michigan	75-72	2nd	7	Oregon	2	Iowa	95-80
NSF	7	UConn	7	Florida	63-53	RF	11	UCLA	2	Alabama	88-78 (OT)
NSF	8	Kentucky	2	Wisconsin	74-73	RF	11	UCLA	1	Michigan	51-49
2015											
2nd	14	Georgia St.	3	Baylor	57-56						
2nd	11	Dayton	6	Providence	66-53						
2nd	11	UCLA	6	SMU	60-59						
3rd	8	North Carolina St.	1	Villanova	71-68						

2022

1st	15	Saint Peter's	2	Kentucky	85-79 (OT)
1st	12	New Mexico St.	5	UConn	70-63
1st	12	Richmond	5	Iowa	67-63
1st	11	Iowa St.	6	LSU	59-54
1st	11	Michigan	6	Colorado St.	75-63
1st	11	Notre Dame	6	Alabama	78-64
2nd	15	Saint Peter's	7	Murray St.	70-60
2nd	11	Iowa St.	3	Wisconsin	54-49
2nd	11	Michigan	3	Tennessee	76-68
2nd	10	Miami (FL)	2	Auburn	79-61
2nd	8	North Carolina	1	Baylor	93-86 (OT)
RSF	15	Saint Peter's	3	Purdue	67-64
NSF	8	North Carolina	2	Duke	81-77

2023

1st	16	Fairleigh Dickinson	1	Purdue	63-58
1st	15	Princeton	2	Arizona	59-55
1st	13	Furman	4	Virginia	68-67
1st	11	Pittsburgh	6	Iowa St.	59-41
2nd	15	Princeton	7	Missouri	78-63
2nd	8	Arkansas	1	Kansas	72-71
2nd	7	Michigan St.	2	Marquette	69-60
RSF	9	Fla. Atlantic	4	Tennessee	62-55
RF	9	Fla. Atlantic	3	Kansas St.	79-76

2024

1st	14	Oakland	3	Kentucky	80-76
1st	13	Yale	4	Auburn	78-76
1st	12	Grand Canyon	5	Saint Mary's (CA)	75-66
1st	12	James Madison	5	Wisconsin	72-61
1st	11	Oregon	6	South Carolina	87-73
1st	11	NC State	6	Texas Tech	80-67
1st	11	Duquesne	6	BYU	71-67
RSF	11	NC State	2	Marquette	67-58
RF	11	NC State	4	Duke	76-64

ENTERING THE NCAA TOURNAMENT, THESE TEAMS...

†Before the advent of the College Division (now Division II), the tournament committee had the option of selecting teams below Division I. *Appearance later vacated.

...WERE UNDEFEATED.

Year	Team (Coach)	Record	Results
1951	Columbia (Lou Rossini)	21-0	0-1
1956	San Francisco (Phil Woolpert)	25-0	4-0, CHAMPION
1957	North Carolina (Frank McGuire)	27-0	5-0, CHAMPION
1961	Ohio St. (Fred Taylor)	24-0	3-1, Final Four, 2d
1964	UCLA (John Wooden)	26-0	4-0, CHAMPION
1967	UCLA (John Wooden)	26-0	4-0, CHAMPION
1968	Houston (Guy Lewis)	28-0	3-2, Final Four, 4th
1968	St. Bonaventure (Larry Weise)	22-0	1-2
1971	Marquette (Al McGuire)	26-0	2-1, Regional 3d
	Penn (Dick Harter)	26-0	2-1, Regional 2d
1972	UCLA (John Wooden)	26-0	4-0, CHAMPION
1973	UCLA (John Wooden)	26-0	4-0, CHAMPION
1975	Indiana (Bob Knight)	29-0	2-1, Regional 2d
1976	Indiana (Bob Knight)	27-0	5-0, CHAMPION
	Rutgers (Tom Young)	28-0	3-2, Final Four, 4th
1979	Indiana St. (Bill Hodges)	29-0	4-1, Final Four, 2d

Year	Team (Coach)	Record	Results
1991	UNLV (Jerry Tarkanian)	30-0	4-1, Final Four, T3d
2014	Wichita St. (Gregg Marshall)	34-0	1-1
2015	Kentucky (John Calipari)	34-0	4-1, Final Four, T3d
2021	Gonzaga (Mark Few)	26-0	5-1, Final Four, 2d

...HAD ONE LOSS.

Year	Team (Coach)	Record	Results
1942	Colorado (Frosty Cox)	15-1	1-1, Final Four, T3d
1944	Dartmouth (Earl Brown)	17-1	2-1, Final Four, 2d
1946	Harvard (Floyd Stahl)	20-1	0-2, Regional 2d
1947	Navy (Ben Carnevale)	16-1	0-2, Regional 2d
1947	Texas (Jack Gray)	24-1	2-1, Final Four, 3d
1948	Columbia (Gordon Ridings)	20-1	0-2, Regional 2d
1953†	Lebanon Valley (George Marquette)	18-1	1-2
	LSU (Harry Rabenhorst)	20-1	2-2, Final Four, 4th
1954	Seattle U. (Al Brightman)	26-1	0-1
1955	San Francisco (Phil Woolpert)	23-1	5-0, CHAMPION
1955†	Williams (Alex Shaw)	17-1	0-1
1956†	Wayne St. (MI) (Joel Mason)	17-1	1-2
1958	San Francisco (Phil Woolpert)	24-1	1-1
	West Virginia (Fred Schaus)	26-1	0-1
1959	Kansas St. (Tex Winter)	24-1	1-1, Regional 2d
1960	California (Pete Newell)	24-1	4-1, Final Four, 2d
	Cincinnati (George Smith)	25-1	3-1, Final Four, 3d
1962	Ohio St. (Fred Taylor)	23-1	3-1, Final Four, 2d
1963	Cincinnati (Ed Jucker)	23-1	3-1, Final Four, 2d
1965	Providence (Joe Mullaney)	22-1	2-1, Regional 2d
	Saint Joseph's (Jack Ramsay)	25-1	1-2
1966	Kentucky (Adolph Rupp)	24-1	3-1, Final Four, 2d
	UTEP (Don Haskins)	23-1	5-0, CHAMPION
1967	Toledo (Bob Nichols)	23-1	0-1
1968	UCLA (John Wooden)	25-1	4-0, CHAMPION
1969	Santa Clara (Dick Garibaldi)	26-1	1-1, Regional 2d
	UCLA (John Wooden)	25-1	4-0, CHAMPION
1970	Jacksonville (Joe Williams)	23-1	4-1, Final Four, 2d
	Kentucky (Adolph Rupp)	25-1	1-1, Regional 2d
	Penn (Dick Harter)	25-1	0-1
	St. Bonaventure (Larry Weise)	22-1	3-2, Final Four, 4th
1971	Kansas (Ted Owens)	25-1	2-2, Final Four, 4th
	UCLA (John Wooden)	25-1	4-0, CHAMPION
1974	North Carolina St. (Norm Sloan)	26-1	4-0, CHAMPION
1976	Marquette (Al McGuire)	25-1	2-1, Regional 2d
	UNLV (Jerry Tarkanian)	28-1	1-1
1977	Arkansas (Eddie Sutton)	26-1	0-1
	San Francisco (Bob Gaillard)	29-1	0-1
1980	Alcorn (Davey L. Whitney)	27-1	1-1
	DePaul (Ray Meyer)	26-1	0-1
1981	DePaul (Ray Meyer)	27-1	0-1
	*Oregon St. (Ralph Miller)	26-1	0-1
1982	DePaul (Ray Meyer)	26-1	0-1
1987	UNLV (Jerry Tarkanian)	33-1	4-1, Final Four, T3d
1988	Temple (John Chaney)	29-1	3-1, Regional 2d
1990	La Salle (Speedy Morris)	29-1	1-1
1996	*Massachusetts (John Calipari)	31-1	4-1, Final Four, T3d
	*Texas Tech (James Dickey)	28-1	2-1
1997	Kansas (Roy Williams)	32-1	2-1
1998	Princeton (Bill Carmody)	26-1	1-1
1999	Duke (Mike Krzyzewski)	32-1	5-1, Final Four, 2d
2004	Saint Joseph's (Phil Martelli)	27-1	3-1, Regional 2d
	Stanford (Mike Montgomery)	29-1	1-1
2005	Illinois (Bruce Weber)	32-1	5-1, Final Four, 2d
2008	*Memphis (John Calipari)	33-1	5-1, Final Four, 2d

Year	Team (Coach)	Record	Results	Year	Team (Coach)	Record	Results
2012	Murray St. (Steve Prohm)	30-1	1-1	1972	Hawaii (Red Rocha)	24-2	0-1
2017	Gonzaga (Mark Few)	32-1	5-1, Final Four, 2d		Marquette (Al McGuire)	24-2	1-2
2021	Colgate (Matt Langel)	14-1	0-1		Penn (Chuck Daly)	23-2	2-1, Regional 2d
	Winthrop (Pat Kelsey)	23-1	0-1	1973	*Long Beach St. (Jerry Tarkanian)	24-2	2-1
					Providence (Dave Gavitt)	24-2	3-2, Final Four, 4th
...HAD TWO LOSSES.				1974	Notre Dame (Digger Phelps)	24-2	2-1
Year	Team (Coach)	Record	Results	1975	Louisville (Denny Crum)	24-2	4-1, Final Four, 3d
1940	Colorado (Frosty Cox)	17-2	0-2, Regional 2d	1976	Western Mich. (Eldon Miller)	24-2	1-1
	Duquesne (Chick Davies)	19-2	1-1, Final Four, T3d	1977	UNLV (Jerry Tarkanian)	25-2	4-1, Final Four, 3d
	Rice (Buster Brannon)	21-2	1-1, Regional 2d		Detroit Mercy (Dick Vitale)	25-2	1-1
	Southern California (Sam Barry)	19-2	1-1, Final Four, T3d	1978	Kentucky (Joe B. Hall)	25-2	5-0, CHAMPION
	Springfield (Ed Hickox)	16-2	0-1, Regional 2d		DePaul (Ray Meyer)	25-2	2-1, Regional 2d
1941	Arkansas (Glen Rose)	19-2	1-1, Final Four, T3d		UCLA (Gary Cunningham)	24-2	1-1
1942	Penn St. (John Lawther)	17-2	1-1, Regional 2d	1980	Weber St. (Neil McCarthy)	26-2	0-1
1943	Dartmouth (Ozzie Cowles)	19-2	1-1, Regional 2d	1982	North Carolina (Dean Smith)	27-2	5-0, CHAMPION
	Wyoming (Everett Shelton)	28-2	3-0, CHAMPION		Fresno St. (Boyd Grant)	26-2	1-1
1945	Utah (Vadal Peterson)	17-2	0-2, Regional 2d		Idaho (Don Monson)	26-2	1-1
1946	NYU (Howard Cann)	18-2	1-1, Regional 2d	1983	Houston (Guy Lewis)	27-2	4-1, Final Four, 2d
	Oklahoma St. (Henry Iba)	28-2	3-0, CHAMPION		UNLV (Jerry Tarkanian)	28-2	0-1
1948	Kentucky (Adolph Rupp)	31-2	3-0, CHAMPION	1984	DePaul (Ray Meyer)	26-2	1-1
1949	Kentucky (Adolph Rupp)	29-2	3-0, CHAMPION		North Carolina (Dean Smith)	27-2	1-1
1950	Holy Cross (Buster Sheary)	27-2	0-2, Regional 2d	1985	Georgetown (John Thompson)	30-2	5-1, Final Four, 2d
1951	Kentucky (Adolph Rupp)	28-2	4-0, CHAMPION		Louisiana Tech (Andy Russo)	27-2	2-1
1952	Kansas (Phog Allen)	22-2	4-0, CHAMPION	1986	Duke (Mike Krzyzewski)	32-2	5-1, Final Four, 2d
	Kentucky (Adolph Rupp)	28-2	1-1, Regional 2d		Bradley (Dick Versace)	31-2	1-1
1953	Washington (Tippy Dye)	25-2	3-1, Final Four, 3d	1987	*DePaul (Joey Meyer)	26-2	2-1
1954	UConn (Hugh Greer)	23-2	0-1	1988	Arizona (Lute Olson)	31-2	4-1, Final Four, T3d
	George Washington (Bill Reinhart)	23-2	0-1		N.C. A&T (Don Corbett)	26-2	0-1
	Notre Dame (John Jordan)	20-2	2-1, Regional 2d	1989	Ball St. (Rick Majerus)	28-2	1-1
1955	Kentucky (Adolph Rupp)	22-2	1-1	1991	Princeton (Pete Carril)	24-2	0-1
	Marquette (Jack Nagle)	22-2	2-1, Regional 2d	1992	Duke (Mike Krzyzewski)	28-2	6-0, CHAMPION
1956	SMU (Doc Hayes)	22-2	3-2, Final Four, 4th	1994	Penn (Fran Dunphy)	24-2	1-1
1957	Kansas (Dick Harp)	21-2	3-1, Final Four, 2d	1995	UCLA (Jim Harrick)	25-2	6-0, CHAMPION
	Idaho St. (John Grayson)	24-2	1-2	1996	*UConn (Jim Calhoun)	30-2	2-1
1958	Temple (Harry Litwack)	24-2	3-1, Final Four, 3d		Kentucky (Rick Pitino)	28-2	6-0, CHAMPION
	Cincinnati (George Smith)	24-2	1-1	1997	Col. of Charleston (John Kresse)	28-2	1-1
1959	Kentucky (Adolph Rupp)	23-2	1-1	1999	Col. of Charleston (John Kresse)	28-2	0-1
1960	Utah (Jack Gardner)	24-2	2-1		UConn (Jim Calhoun)	28-2	6-0, CHAMPION
1962	Cincinnati (Ed Jucker)	25-2	4-0, CHAMPION	2001	Stanford (Mike Montgomery)	28-2	3-1, Regional 2d
1962	Kentucky (Adolph Rupp)	22-2	1-1, Regional 2d	2004	Gonzaga (Mark Few)	27-2	1-1
1963	Loyola Chicago (George Ireland)	24-2	5-0, CHAMPION	2006	George Washington (Karl Hobbs)	26-2	1-1
	Duke (Vic Bubas)	24-2	3-1, Final Four, 3d	2008	North Carolina (Roy Williams)	32-2	4-1, Final Four, T3d
	Arizona St. (Ned Wulk)	24-2	2-1, Regional 2d	2010	Kansas (Bill Self)	32-2	1-1
1964	UTEP (Don Haskins)	23-2	2-1		Kentucky (John Calipari)	32-2	3-1, Regional 2d
1965	UCLA (John Wooden)	24-2	4-0, CHAMPION	2011	Kansas (Bill Self)	32-2	3-1, Regional 2d
	UConn (Fred Shabel)	23-2	0-1		Ohio St. (Thad Matta)	32-2	2-1
1966	Western Ky. (Johnny Oldham)	23-2	2-1		San Diego St. (Steve Fisher)	32-2	2-1
	Loyola Chicago (George Ireland)	22-2	0-1	2012	Kentucky (John Calipari)	32-2	6-0, CHAMPION
1967	Princeton (Butch van Breda Kolff)	23-2	2-1		Syracuse (Jim Boeheim)	31-2	3-1, Regional 2d
	Western Ky. (Johnny Oldham)	23-2	0-1	2013	Gonzaga (Mark Few)	31-2	1-1
	Boston College (Bob Cousy)	19-2	2-1, Regional 2d	2014	Florida (Billy Donovan)	32-2	4-1, Final Four, T3d
1969	Davidson (Lefty Driesell)	25-2	2-1, Regional 2d	2015	Gonzaga (Mark Few)	32-2	3-1, RF
	Weber St. (Phil Johnson)	25-2	2-1	2018	Virginia (Tony Bennett)	31-2	0-1
1970	UCLA (John Wooden)	24-2	4-0, CHAMPION	2021	Baylor (Scott Drew)	22-2	6-0, CHAMPION
	New Mexico St. (Lou Henson)	23-2	4-1, Final Four, 3d	2022	Murray St. (Matt McMahon)	30-2	1-1
	Western Ky. (Johnny Oldham)	22-2	0-1				
1971	Fordham (Digger Phelps)	24-2	2-1				

...HAD A .500 RECORD.

Year	Team (Coach)	Record	How It Qualified	Results
1958	Wyoming (Everett Shelton)	13-13	Skyline Conference champion at 10-4	0-1
1965	West Virginia (George King)	14-14	won Southern Conference tournament	0-1
1972	East Carolina (Tom Quinn)	14-14	won Southern Conference tournament	0-1
1985	Penn (Craig Littlepage)	13-13	Ivy Group champion at 10-4	0-1
1987	Fairfield (Mitch Buonaguro)	15-15	won Metro Atlantic Conference tournament	0-1
	Idaho St. (Jim Boutin)	15-15	won Big Sky Conference tournament	0-1
2000	Lamar University (Mike Deane)	15-15	won Southland Conference tournament	0-1
2011	Alabama St. (Lewis Jackson)	17-17	won Southwestern Conference tournament	0-1
2014	Mount St. Mary's (Jamion Christian)	16-16	won the Northeast Conference tournament	0-1
2024	Montana St. (Matt Logie)	17-17	won the Big Sky Conference tournament	0-1

...HAD A LOSING RECORD.

Year	Team (Coach)	Record	How It Qualified	Results
1955	Bradley (Bob Vanatta)	7-19	‡Independent	2-1, Regional 2d
	Oklahoma City (Doyle Parrack)	9-17	‡Independent	0-1
1961	George Washington (Bill Reinhart)	9-16	won Southern Conference tournament	0-1
1974	Texas (Leon Black)	12-14	Southwest Conference champion at 11-3	0-1
1978	Missouri (Norm Stewart)	14-15	won Big Eight Conference tournament	0-1
1985	Lehigh (Tom Schneider)	12-18	won East Coast Conference tournament	0-1
1986	Montana St. (Stu Stamer)	14-16	won Big Sky Conference tournament	0-1
1993	East Carolina (Eddie Payne)	13-16	won Coastal Conference tournament	0-1
1995	FIU (Bob Weltlich)	11-18	won Trans America Conference tournament	0-1
1996	San Jose St. (Stan Morrison)	13-16	won Big West Conference tournament	0-1
	UCF (Kirk Speraw)	11-18	won Trans America Conference tournament	0-1
1997	Jackson St. (Andy Stoglin)	14-15	won Southwestern Athletic Conference tournament	0-1
	Fairfield (Paul Cormier)	11-18	won Metro Atlantic Conference tournament	0-1
1998	Prairie View (Elwood Plummer)	13-16	won Southwestern Athletic Conference tournament	0-1
1999	Florida A&M (Mickey Clayton)	12-18	won Mid-Eastern Athletic Conference tournament	0-1
2002	Siena (Rob Lanier)	16-18	won Metro Atlantic Conference tournament	1-1
2003	UNC Asheville (Eddie Biedenbach)	14-16	won Big South Conference tournament	1-1
2004	Florida A&M (Mike Gillespie)	14-16	won Mid-Eastern Athletic Conference tournament	1-1
2005	Oakland (Greg Kampe)	12-18	won Mid-Continent Conference tournament	1-1
2008	Coppin St. (Fang Mitchell)	16-20	won Mid-Eastern Athletic Conference tournament	0-1
2012	Western Ky. (Ray Harper)	15-18	won Sun Belt Conference tournament	1-1
2013	Liberty (Dave Layer)	15-20	won Big South Conference tournament	0-1
2014	Cal Poly (Joe Callero)	13-19	won Big West Conference tournament	1-1
2015	Hampton (Edward Joyner Jr.)	16-17	won Mid-Eastern Athletic Conference tournament	1-1
2016	Holy Cross (Bill Carmody)	14-19	won the Patriot League tournament	1-1
2018	Texas Southern (Mike Davis)	15-19	won the Southwestern Conference tournament	1-1
2023	Texas Southern (Johnny Jones)	14-20	won the Southwestern Conference tournament	0-1

‡District 5 committee restricted to District 5 independents (only two in the district) to fill out bracket; this rule was changed for the 1956 tournament.

...HAD A LOSING CONFERENCE RECORD AS OF AT-LARGE SELECTIONS.

Year	Team (Coach)	Record	Conference	Record	Finish	Results
1960	Southern California (Forrest Twogood)	16-10	AAWU	5-7	3d	0-1
1983	Alabama (Wimp Sanderson)	20-11	Southeastern	8-10	T8th	0-1
1984	Virginia (Terry Holland)	17-11	Atlantic Coast	6-8	T5th	4-1, T3d
1985	Boston College (Gary Williams)	18-10	Big East	7-9	6th	2-1
1986	Maryland (Lefty Driesell)	18-13	Atlantic Coast	6-8	6th	1-1
1987	LSU (Dale Brown)	21-14	Southeastern	8-10	T6th	3-1, RR
1988	Iowa St. (Johnny Orr)	20-11	Big Eight	6-8	5th	0-1
	Maryland (Bob Wade)	17-12	Atlantic Coast	6-8	5th	1-1
1989	Providence (Rick Barnes)	18-10	Big East	7-9	T5th	0-1
1990	Indiana (Bob Knight)	18-10	Big Ten	8-10	7th	0-1
	Virginia (Terry Holland)	19-11	Atlantic Coast	6-8	T5th	1-1
1991	Georgia Tech (Bobby Cremins)	16-12	Atlantic Coast	6-8	T5th	1-1
	Villanova (Rollie Massimino)	16-14	Big East	7-9	T7th	1-1
	Virginia (Jeff Jones)	21-11	Atlantic Coast	6-8	T5th	0-1
1992	Iowa St. (Johnny Orr)	20-12	Big Eight	5-9	T6th	1-1
	Wake Forest (Dave Odom)	17-11	Atlantic Coast	7-9	5th	0-1

Year	Team (Coach)	Record	Conference	Record	Finish	Results
1994	Seton Hall (P.J. Carlesimo)	17-12	Big East	8-10	7th	0-1
	Wisconsin (Stu Jackson)	17-10	Big Ten	8-10	7th	1-1
1995	Iowa St. (Tim Floyd)	22-10	Big Eight	6-8	5th	1-1
1996	Clemson (Rick Barnes)	18-10	Atlantic Coast	7-9	6th	0-1
1997	Virginia (Jeff Jones)	18-12	Atlantic Coast	7-9	6th	0-1
1998	Clemson (Rick Barnes)	18-13	Atlantic Coast	7-9	T4th	0-1
	Florida St. (Steve Robinson)	17-13	Atlantic Coast	6-10	T6th	1-1
1999	Purdue (Gene Keady)	19-12	Big Ten	7-9	7th	2-1
2001	Penn St. (Jerry Dunn)	19-11	Big Ten	7-9	T6th	2-1
2003	Alabama (Mark Gottfried)	17-11	Southeastern	7-9	4th	0-1
2005	Iowa (Steve Alford)	21-11	Big Ten	7-9	7th	0-1
	North Carolina St. (Herb Sendek)	19-13	Atlantic Coast	7-9	T6th	2-1
2007	Arkansas (Stan Heath)	21-13	Southeastern	7-9	T3d	0-1
2008	Arizona (Kevin O'Neill)	19-14	Pacific-10	8-10	7th	0-1
2009	Maryland (Gary Williams)	20-13	Atlantic Coast	7-9	T7th	1-1
2010	Georgia Tech (Paul Hewitt)	22-12	Atlantic Coast	7-9	T7th	1-1
2012	UConn (Jim Calhoun)	20-13	Big East	8-10	T9th	0-1
2013	Illinois (John Groce)	22-12	Big Ten	8-10	T7th	1-1
	Minnesota (Tubby Smith)	20-12	Big Ten	8-10	T7th	1-1
2014	Oklahoma St. (Travis Ford)	21-12	Big 12	8-10	8th	0-1
2015	Oklahoma St. (Travis Ford)	18-13	Big 12	8-10	T6th	0-1
	Texas (Rick Barnes)	20-13	Big 12	8-10	T6th	0-1
2017	Kansas St. (Bruce Weber)	21-14	Big 12	8-10	6th	1-1
2018	Alabama (Avery Johnson)	19-15	Southeastern	8-10	T9th	1-1
	Arizona St. (Bobby Hurley)	20-11	Pac-12	8-10	9th	0-1
	Oklahoma (Lon Kruger)	18-13	Big 12	8-10	T6th	0-1
	Syracuse (Jim Boeheim)	20-13	Atlantic Coast	8-10	T10th	3-1
	Texas (Shaka Smart)	19-14	Big 12	8-10	T6th	0-1
2019	Minnesota (Richard Pitino)	21-13	Big Ten	9-11	7th	1-1
	Ohio St. (Chris Holtmann)	19-14	Big Ten	8-12	T8th	1-1
	Oklahoma (Lon Kruger)	19-13	Big 12	7-11	T7th	1-1
	St. John's (NY) (Chris Mullin)	21-12	Big East	8-10	7th	0-1
2021	Maryland (Mark Turgeon)	16-13	Big Ten	9-11	T8th	1-1
	Michigan St. (Tom Izzo)	15-12	Big Ten	9-11	T8th	0-1
2022	Indiana (Mike Woodson)	20-13	Big Ten	9-11	9th	1-1
	Iowa St. (T.J. Otzelberger)	20-12	Big 12	7-11	T7th	2-1
	TCU (Jamie Dixon)	20-12	Big 12	8-10	T5th	1-1
2023	Arkansas (Eric Musselman)	20-13	Southeastern	8-10	T9th	2-1
	Mississippi St. (Chris Jans)	21-12	Southeastern	8-10	T9th	0-1
	West Virginia (Bob Huggins)	19-14	Big 12	7-11	8th	0-1
2024	Mississippi St. (Chris Jans)	21-13	Southeastern	8-10	T9th	0-1

...MADE THE FIELD IN THEIR FIRST YEAR OF ELIGIBILITY IN DIVISION I (SINCE 1950).

Year	Team (Coach)	Record	How It Qualified	Results
1953	Seattle U. (Al Brightman)	26-3	At-Large Selection	2-1, Regional 3d
1955	Memphis (Eugene Lambert)	17-4	At-Large Selection	0-1
1956	Morehead St. (Robert Laughlin)	17-9	won Ohio Valley Conference tournament	2-1, Regional 3d
1962	Massachusetts (Matt Zunic)	15-8	won Yankee Conference tournament	0-1
1970	Long Beach St. (Jerry Tarkanian)	23-3	At-Large Selection	1-2, Regional 4th
1972	*Louisiana (Beryl Shipley)	23-3	At-Large Selection	2-1, Regional 3d
2009	North Dakota St. (Saul Phillips)	26-6	won Summit League tournament	0-1
2017	Northern Ky. (John Brannen)	24-10	won Horizon League tournament	0-1

AT-LARGE SELECTIONS HISTORY

(Since 1985)

MOST LOSSES FOR AT-LARGE TEAMS

Teams	Year	Won	Lost	Pct.
Vanderbilt	2017	19	15	.559
Alabama	2018	19	15	.559
Florida	2019	19	15	.559
Villanova	1991	16	14	.533
Georgia	2001	16	14	.533
Kansas St.	1990	17	14	.548
Michigan	2022	17	14	.548
Villanova	1990	18	14	.563
Arizona	2008	19	14	.576
Michigan St.	2011	19	14	.576
Penn St.	2011	19	14	.576
Southern California	2011	19	14	.576
Tennessee	2011	19	14	.576
Michigan St.	2017	19	14	.576
Ohio St.	2019	19	14	.576
West Virginia	2023	19	14	.576
Michigan St.	2024	19	14	.576
Marquette	2011	20	14	.588
Texas A&M	2024	20	14	.588
LSU	1987	21	14	.600

FEWEST WINS FOR AT-LARGE TEAMS

Teams	Year	Won	Lost	Pct.
Florida	2021	14	9	.609
Michigan St.	2021	15	12	.556
Rutgers	2021	15	11	.577
Oklahoma	2021	15	10	.600
UConn	2021	15	7	.682
Virginia Tech	2021	15	6	.714
Villanova	1991	16	14	.533
Georgia	2001	16	14	.533
LSU	1988	16	13	.552
Maryland	2021	16	13	.552
Kentucky	1985	16	12	.571
*DePaul	1986	16	12	.571
Georgia Tech	1987	16	12	.571
Notre Dame	1990	16	12	.571
Ohio St.	1990	16	12	.571
Georgia Tech	1991	16	12	.571
Maryland	1994	16	11	.593
Texas	1997	16	11	.593
Missouri	2021	16	9	.640
Syracuse	2021	16	9	.640
Clemson	2021	16	7	.696
Florida St.	2021	16	6	.727
Villanova	2021	16	6	.727
Wichita St.	2021	16	5	.762

LOWEST WINNING PERCENTAGE FOR AT-LARGE TEAMS

Teams	Year	Won	Lost	Pct.
Villanova	1991	16	14	.533
Georgia	2001	16	14	.533
Kansas St.	1990	17	14	.548
Michigan	2022	17	14	.548
LSU	1988	16	13	.552
Maryland	2021	16	13	.552
Michigan St.	2021	15	12	.556
Vanderbilt	2017	19	15	.559
Alabama	2018	19	15	.559
Florida	2019	19	15	.559
Villanova	1990	18	14	.563
Michigan	1995	17	13	.567
Florida St.	1998	17	13	.567
Kentucky	1985	16	12	.571
*DePaul	1986	16	12	.571
Georgia Tech	1987	16	12	.571
Notre Dame	1990	16	12	.571
Ohio St.	1990	16	12	.571
Georgia Tech	1991	16	12	.571

FEWEST LOSSES FOR TEAMS NOT TO MAKE THE TOURNAMENT

Teams	Year	Won	Lost	Pct.
#UNLV	1992	26	2	.929
#Wichita St.	1983	25	3	.893
Utah St.	2004	25	3	.893
Col. of Charleston	1996	24	3	.889
Navy	2021	15	3	.833
SFA	2013	27	4	.871
Belmont	2021	26	4	.867
Green Bay	1992	25	4	.862
Davidson	1996	25	4	.862
UC Irvine	2001	25	4	.862
Princeton	2024	24	4	.857
Milwaukee	1993	23	4	.852
Southern Utah	2021	20	4	.833
Coastal Carolina	2011	28	5	.848
Murray St.	2015	27	5	.844
Saint Mary's (CA)	2016	27	5	.844
Saint Mary's (CA)	2018	27	5	.844
Howard	1987	26	5	.839
SFA	2008	26	5	.839
Southern U.	1990	25	5	.833
Butler	2002	25	5	.833
#SMU	2016	25	5	.833
Ga. Southern	1985	24	5	.828
Holy Cross	1990	24	5	.828
Long Beach St.	2000	24	5	.828
Col. of Charleston	1995	23	5	.821
Boston U.	2004	23	5	.821
Prairie View	2021	16	5	.762
#SFA	2021	16	5	.762
Siena	2021	12	5	.706
Vermont	2021	10	5	.667

MOST WINS FOR TEAMS NOT TO MAKE THE TOURNAMENT

Teams	Year	Won	Lost	Pct.
Coastal Carolina	2011	28	5	.848
Saint Mary's (CA)	2018	28	5	.848
Coastal Carolina	2010	28	6	.824
UNC Greensboro	2019	28	6	.824
Indiana St.	2024	28	6	.824
SFA	2013	27	4	.871
Murray St.	2015	27	5	.844
Saint Mary's (CA)	2016	27	5	.844
Drexel	2012	27	6	.818
Oral Roberts	2012	27	6	.818
Southern Miss.	2014	27	6	.818
Toledo	2014	27	6	.818
Colorado St.	2015	27	6	.818
Illinois St.	2017	27	6	.818
Monmouth	2017	27	6	.818
Louisiana	2018	27	6	.818
App State	2024	27	6	.818
Louisiana Tech	2014	27	7	.794
Monmouth	2016	27	7	.794
Vermont	2018	27	7	.794
Hofstra	2019	27	7	.794
Toledo	2023	27	7	.794

**Appearance later vacated. #Ineligible for postseason play*

YEARLY TOTALS

TOURNAMENT TREND TOTALS

Year	G	FG	FGA	FG%	3FG	3A	3FG%	FT	FTA	FT%	REB	AST	TO	BLK	ST	PF	PTS
1939	8	281						172	261	65.90						219	734
1940	8	268						131	239	54.81						215	667
1941	9	316						158	257	61.48						223	790
1942	9	321						152	234	64.96						214	794
1943	9	345						184	296	62.16						255	874
1944	9	349						133	248	53.63						207	831
1945	9	409						216	365	59.18						301	1,034
1946	10	363						257	425	60.47						370	983
1947	10	407						237	371	63.88						337	1,051
1948	10	427						272	412	66.02						369	1,126
1949	10	421						280	443	63.21						395	1,122
1950	10	492	1,428	34.45				318	520	61.15						436	1,302
1951	18	882	2,540	34.72				488	752	64.89						737	2,252
1952	20	931						613	939	65.28						928	2,475
1953	26	1,329						1,078	1,612	66.87						1,061	3,736
1954	28	1,321						1,140	1,639	69.55						1,086	3,782
1955	28	1,428						1,159	1,702	68.10						994	4,017
1956	29	1,626						1,215	1,817	66.87						1,102	4,467
1957	27	1,398						1,065	1,504	70.81						961	3,861
1958	28	1,432						1,029	1,475	69.76						1,057	3,893
1959	27	1,478						961	1,368	70.25						986	3,917
1960	29	1,627						1,017	1,470	69.18						1,038	4,271
1961	28	1,623						999	1,485	67.27						1,048	4,245
1962	29	1,632						989	1,422	69.55						1,073	4,253
1963	29	1,602	3,794	42.22				1,020	1,470	69.39	2,246					1,120	4,224
1964	29	1,723	4,032	42.73				969	1,410	68.72	2,347					1,081	4,415
1965	27	1,713	3,811	44.95				928	1,316	70.52	2,218					1,010	4,354
1966	26	1,582	3,658	43.25				886	1,214	72.98	2,100					915	4,050
1967	27	1,415	3,309	42.76				814	1,208	67.38	2,007					925	3,644
1968	27	1,610	3,650	44.11				891	1,321	67.45	2,137					1,005	4,111
1969	29	1,601	3,665	43.68				976	1,421	68.68	2,193					1,091	4,178
1970	29	1,986	4,423	44.90				1,037	1,486	69.78	2,562					1,138	5,009
1971	29	1,747	3,991	43.77				1,009	1,468	68.73	2,388					1,102	4,503
1972	29	1,684	3,810	44.20				1,013	1,456	69.57	2,275					1,066	4,381
1973	29	1,936	4,124	46.94				705	985	71.57	2,229					1,032	4,577
1974	29	1,848	4,037	45.78				716	1,005	71.24	2,114					1,071	4,412
1975	36	2,371	5,048	46.97				1,057	1,564	67.58	2,770					1,531	5,799
1976	32	1,972	4,235	46.56				883	1,304	67.71	2,360	836	1,144			1,312	4,827
1977	32	2,046	4,202	48.69				960	1,291	74.36	2,142	944	1,035	185	414	1,247	5,052
1978	32	1,986	3,979	49.91				877	1,249	70.22	2,032	993	1,000	181	426	1,261	4,849
1979	40	2,430	4,909	49.50				1,193	1,698	70.26	2,581	1,153	1,245	203	505	1,632	6,053
1980	48	2,752	5,658	48.64				1,523	2,156	70.64	3,137	1,360	1,567	260	567	2,004	7,027
1981	48	2,501	5,189	48.20				1,368	1,914	71.47	2,771	1,251	1,301	207	561	1,848	6,370
1982	47	2,398	4,867	49.27				1,365	1,963	69.54	2,568	1,134	1,333	247	543	1,853	6,161
1983	51	2,521	5,310	47.48				1,347	1,995	67.52	2,960	1,364	1,333	312	592	1,934	6,389
1984	52	2,744	5,635	48.70				1,415	2,066	68.49	3,166	1,557	1,402	279	626	2,000	6,905
1985	63	3,154	6,669	47.29				1,717	2,481	69.21	3,708	1,730	1,647	344	767	2,338	8,025
1986	63	3,607	7,485	48.19				1,794	2,566	69.91	4,018	1,837	1,645	303	703	2,392	9,008
1987	63	3,623	7,421	48.82	594	1,471	40.38	1,899	2,664	71.28	3,893	1,997	1,786	314	834	2,484	9,739
1988	63	3,622	7,590	47.72	632	1,711	36.94	1,866	2,633	70.87	3,983	2,061	1,757	306	803	2,364	9,742
1989	63	3,750	7,832	47.88	633	1,698	37.28	1,851	2,658	69.64	4,136	1,978	1,732	373	756	2,449	9,984
1990	63	3,534	7,838	45.09	650	1,894	34.32	1,828	2,602	70.25	4,374	1,908	1,860	375	895	2,429	9,546
1991	63	3,423	7,456	45.91	662	1,785	37.09	1,809	2,593	69.76	4,072	1,958	1,812	440	832	2,317	9,317
1992	63	3,407	7,466	45.63	679	1,943	34.95	1,955	2,682	72.89	4,435	1,947	1,824	408	861	2,387	9,448
1993	63	3,443	7,548	45.61	726	2,072	35.04	1,751	2,485	70.46	4,490	1,867	1,814	382	934	2,281	9,363
1994	64	3,309	7,695	43.00	808	2,363	34.19	1,861	2,681	69.41	4,803	1,871	1,881	419	975	2,367	9,287
1995	64	3,333	7,734	43.10	809	2,446	33.07	1,778	2,610	68.12	4,834	1,786	1,824	432	895	2,378	9,253
1996	63	3,232	7,458	43.34	812	2,320	35.00	1,638	2,412	67.91	4,621	1,891	1,830	421	948	2,229	8,914
1997	63	3,184	7,400	43.03	745	2,282	32.65	1,920	2,739	70.10	4,622	1,723	1,764	396	854	2,449	9,033
1998	63	3,308	7,566	43.72	774	2,294	33.74	1,711	2,420	70.70	4,616	1,811	1,724	427	883	2,186	9,101
1999	63	3,005	7,174	41.89	814	2,363	34.45	1,731	2,498	69.30	4,556	1,680	1,850	414	938	2,249	8,555

Year	G	FG	FGA	FG%	3FG	3A	3FG%	FT	FTA	FT%	REB	AST	TO	BLK	ST	PF	PTS
2000	63	3,052	7,212	42.32	804	2,411	33.35	1,590	2,325	68.39	4,546	1,706	1,753	424	820	2,216	8,498
2001	64	3,228	7,444	43.36	763	2,376	32.11	1,851	2,605	71.06	4,598	1,654	1,791	486	906	2,406	9,070
2002	64	3,310	7,572	43.71	848	2,371	35.77	1,977	2,725	72.55	4,673	1,867	1,725	456	867	2,467	9,445
2003	64	3,269	7,476	43.73	842	2,320	36.29	1,715	2,433	70.49	4,508	1,716	1,708	459	837	2,328	9,095
2004	64	3,138	7,223	43.44	839	2,430	34.53	1,830	2,564	71.37	4,436	1,738	1,618	360	830	2,340	8,945
2005	64	3,188	7,242	44.02	850	2,416	35.18	1,794	2,524	71.08	4,426	1,751	1,713	373	884	2,318	9,020
2006	64	3,070	7,125	43.09	818	2,426	33.72	1,770	2,449	72.27	4,420	1,684	1,617	474	823	2,241	8,728
2007	64	3,101	7,145	43.40	862	2,457	35.08	1,850	2,586	71.54	4,403	1,627	1,585	434	776	2,377	8,914
2008	64	3,193	7,222	44.21	844	2,431	34.72	1,764	2,524	69.89	4,446	1,671	1,620	443	813	2,346	8,994
2009	64	3,223	7,445	43.29	795	2,401	33.11	1,821	2,557	71.22	4,561	1,746	1,591	443	816	2,327	9,062
2010	64	3,085	7,213	42.77	836	2,437	34.30	1,785	2,568	69.51	4,487	1,642	1,535	455	833	2,314	8,791
2011	67	3,206	7,456	43.00	880	2,557	34.42	1,760	2,433	72.34	4,609	1,765	1,522	433	771	2,290	9,052
2012	67	3,179	7,444	42.71	797	2,412	33.04	1,751	2,481	70.58	4,636	1,615	1,583	523	796	2,266	8,806
2013	67	3,096	7,312	42.34	805	2,431	33.11	1,817	2,555	71.12	4,575	1,593	1,608	477	841	2,285	8,814
2014	67	3,225	7,291	44.23	781	2,326	33.58	1,933	2,657	72.76	4,420	1,639	1,382	442	728	2,313	9,164
2015	67	3,212	7,389	43.47	842	2,374	35.46	1,816	2,504	72.52	4,507	1,565	1,396	442	737	2,301	9,082
2016	67	3,438	7,670	44.82	918	2,681	34.24	1,834	2,525	72.63	4,608	1,669	1,518	489	808	2,408	9,628
2017	67	3,525	7,786	45.27	958	2,762	34.69	1,905	2,601	73.24	4,592	1,781	1,473	482	761	2,390	9,913
2018	67	3,356	7,772	43.18	974	2,973	32.76	1,773	2,520	70.36	4,761	1,680	1,571	435	770	2,412	9,459
2019	67	3,345	7,726	43.29	1,083	3,159	34.28	1,623	2,224	72.97	4,674	1,626	1,493	452	768	2,161	9,396
[^] 2020																	
2021	66	3,323	7,714	43.08	956	2,834	33.73	1,525	2,110	72.27	4,497	1,816	1,459	502	705	2,107	9,127
2022	67	3,309	7,879	42.00	895	2,816	31.78	1,716	2,355	72.87	4,831	1,786	1,493	502	788	2,217	9,229
2023	67	3,374	7,859	42.93	903	2,813	32.10	1,665	2,279	73.06	4,768	1,703	1,427	449	758	2,180	9,316
2024	67	3,491	7,957	43.87	1,023	2,969	34.46	1,715	2,382	72.00	4,754	1,909	1,417	489	820	2,173	9,720

[^]2020 championship canceled due to COVID-19 pandemic

TOURNAMENT TREND AVERAGES (PER TEAM, PER GAME)

Year	G	FG	FGA	FG%	3FG	3A	3FG%	FT	FTA	FT%	REB	AST	TO	BLK	ST	PF	PTS
1939	8	17.56						10.75	16.31	65.90						13.69	45.88
1940	8	16.75						8.19	14.94	54.81						13.44	41.69
1941	9	17.56						8.78	14.28	61.48						12.39	43.89
1942	9	17.83						8.44	13.00	64.96						11.89	44.11
1943	9	19.17						10.22	16.44	62.16						14.17	48.56
1944	9	19.39						7.39	13.78	53.63						11.50	46.17
1945	9	22.72						12.00	20.28	59.18						16.72	57.44
1946	10	18.15						12.85	21.25	60.47						18.50	49.15
1947	10	20.35						11.85	18.55	63.88						16.85	52.55
1948	10	21.35						13.60	20.60	66.02						18.45	56.30
1949	10	21.05						14.00	22.15	63.21						19.75	56.10
1950	10	24.60	71.40	34.45				15.90	26.00	61.15						21.80	65.10
1951	18	24.50	70.56	34.72				13.56	20.89	64.89						20.47	62.56
1952	20	23.28						15.33	23.48	65.28						23.20	61.88
1953	26	25.56						20.73	31.00	66.87						20.40	71.85
1954	28	23.59						20.36	29.27	69.55						19.39	67.54
1955	28	25.50						20.70	30.39	68.10						17.75	71.73
1956	29	28.03						20.95	31.33	66.87						19.00	77.02
1957	27	25.89						19.72	27.85	70.81						17.80	71.50
1958	28	25.57						18.38	26.34	69.76						18.88	69.52
1959	27	27.37						17.80	25.33	70.25						18.26	72.54
1960	29	28.05						17.53	25.34	69.18						17.90	73.64
1961	28	28.98						17.84	26.52	67.27						18.71	75.80
1962	29	28.14						17.05	24.52	69.55						18.50	73.33
1963	29	27.62	65.41	42.22				17.59	25.34	69.39	38.72					19.31	72.83
1964	29	29.71	69.52	42.73				16.71	24.31	68.72	40.47					18.64	76.12
1965	27	31.72	70.57	44.95				17.19	24.37	70.52	41.07					18.70	80.63
1966	26	30.42	70.35	43.25				17.04	23.35	72.98	40.38					17.60	77.88
1967	27	26.20	61.28	42.76				15.07	22.37	67.38	37.17					17.13	67.48
1968	27	29.81	67.59	44.11				16.50	24.46	67.45	39.57					18.61	76.13
1969	29	27.60	63.19	43.68				16.83	24.50	68.68	37.81					18.81	72.03
1970	29	34.24	76.26	44.90				17.88	25.62	69.78	44.17					19.62	86.36
1971	29	30.12	68.81	43.77				17.40	25.31	68.73	41.17					19.00	77.64
1972	29	29.03	65.69	44.20				17.47	25.10	69.57	39.22					18.38	75.53
1973	29	33.38	71.10	46.94				12.16	16.98	71.57	38.43					17.79	78.91

Year	G	FG	FGA	FG%	3FG	3A	3FG%	FT	FTA	FT%	REB	AST	TO	BLK	ST	PF	PTS
1974	29	31.86	69.60	45.78				12.34	17.33	71.24	36.45					18.47	76.07
1975	36	32.93	70.11	46.97				14.68	21.72	67.58	38.47					21.26	80.54
1976	32	30.81	66.17	46.56				13.80	20.38	67.71	36.88	13.06	17.88			20.50	75.42
1977	32	31.97	65.66	48.69				15.00	20.17	74.36	33.47	14.75	16.17	2.89	6.47	19.48	78.94
1978	32	31.03	62.17	49.91				13.70	19.52	70.22	31.75	15.52	15.63	2.83	6.66	19.70	75.77
1979	40	30.38	61.36	49.50				14.91	21.23	70.26	32.26	14.41	15.56	2.54	6.31	20.40	75.66
1980	48	28.67	58.94	48.64				15.86	22.46	70.64	32.68	14.17	16.32	2.71	5.91	20.88	73.20
1981	48	26.05	54.05	48.20				14.25	19.94	71.47	28.86	13.03	13.55	2.16	5.84	19.25	66.35
1982	47	25.51	51.78	49.27				14.52	20.88	69.54	27.32	12.06	14.18	2.63	5.78	19.71	65.54
1983	51	24.72	52.06	47.48				13.21	19.56	67.52	29.02	13.37	13.07	3.06	5.80	18.96	62.64
1984	52	26.38	54.18	48.70				13.61	19.87	68.49	30.44	14.97	13.48	2.68	6.02	19.23	66.39
1985	63	25.03	52.93	47.29				13.63	19.69	69.21	29.43	13.73	13.07	2.73	6.09	18.56	63.69
1986	63	28.63	59.40	48.19				14.24	20.37	69.91	31.89	14.58	13.06	2.40	5.58	18.98	71.49
1987	63	28.75	58.90	48.82	4.71	11.67	40.38	15.07	21.14	71.28	30.90	15.85	14.17	2.49	6.62	19.71	77.29
1988	63	28.75	60.24	47.72	5.02	13.58	36.94	14.81	20.90	70.87	31.61	16.36	13.94	2.43	6.37	18.76	77.32
1989	63	29.76	62.16	47.88	5.02	13.48	37.28	14.69	21.10	69.64	32.83	15.70	13.75	2.96	6.00	19.44	79.24
1990	63	28.05	62.21	45.09	5.16	15.03	34.32	14.51	20.65	70.25	34.71	15.14	14.76	2.98	7.10	19.28	75.76
1991	63	27.17	59.17	45.91	5.25	14.17	37.09	14.36	20.58	69.76	32.32	15.54	14.38	3.49	6.60	18.39	73.94
1992	63	27.04	59.25	45.63	5.39	15.42	34.95	15.52	21.29	72.89	35.20	15.45	14.48	3.24	6.83	18.94	74.98
1993	63	27.33	59.90	45.61	5.76	16.44	35.04	13.90	19.72	70.46	35.63	14.82	14.40	3.03	7.41	18.10	74.31
1994	64	25.85	60.12	43.00	6.31	18.46	34.19	14.54	20.95	69.41	37.52	14.62	14.70	3.27	7.62	18.49	72.55
1995	64	26.04	60.42	43.10	6.32	19.11	33.07	13.89	20.39	68.12	37.77	13.95	14.25	3.38	6.99	18.58	72.29
1996	63	25.65	59.19	43.34	6.44	18.41	35.00	13.00	19.14	67.91	36.67	15.01	14.52	3.34	7.52	17.69	70.75
1997	63	25.27	58.73	43.03	5.91	18.11	32.65	15.24	21.74	70.10	36.68	13.67	14.00	3.14	6.78	19.44	71.69
1998	63	26.25	60.05	43.72	6.14	18.21	33.74	13.58	19.21	70.70	36.63	14.37	13.68	3.39	7.01	17.35	72.23
1999	63	23.85	56.94	41.89	6.46	18.75	34.45	13.74	19.83	69.30	36.16	13.33	14.68	3.29	7.44	17.85	67.90
2000	63	24.22	57.24	42.32	6.38	19.13	33.35	12.62	18.45	68.39	36.08	13.54	13.91	3.37	6.51	17.59	67.44
2001	64	25.22	58.16	43.36	5.96	18.56	32.11	14.46	20.35	71.06	35.92	12.92	13.99	3.80	7.08	18.80	70.86
2002	64	25.86	59.16	43.71	6.63	18.52	35.77	15.45	21.29	72.55	36.51	14.59	13.48	3.56	6.77	19.27	73.79
2003	64	25.54	58.41	43.73	6.58	18.13	36.29	13.40	19.01	70.49	35.22	13.41	13.34	3.59	6.54	18.19	71.05
2004	64	24.52	56.43	43.44	6.55	18.98	34.53	14.30	20.03	71.37	34.66	13.58	12.64	2.81	6.48	18.28	69.88
2005	64	24.91	56.58	44.02	6.64	18.88	35.18	14.02	19.72	71.08	34.58	13.68	13.38	2.91	6.91	18.11	70.47
2006	64	23.98	55.66	43.09	6.39	18.95	33.72	13.83	19.13	72.27	34.53	13.16	12.63	3.70	6.43	17.51	68.19
2007	64	24.23	55.82	43.40	6.73	19.20	35.08	14.45	20.20	71.54	34.40	12.71	12.38	3.39	6.06	18.57	69.64
2008	64	24.95	56.42	44.21	6.59	18.99	34.72	13.78	19.72	69.89	34.73	13.05	12.66	3.46	6.35	18.33	70.27
2009	64	25.18	58.16	43.29	6.21	18.76	33.11	14.23	19.98	71.22	35.63	13.64	12.43	3.46	6.38	18.18	70.80
2010	64	24.10	56.35	42.77	6.53	19.04	34.30	13.95	20.06	69.51	35.05	12.83	11.99	3.55	6.51	18.08	68.68
2011	67	23.93	55.64	43.00	6.57	19.08	34.42	13.13	18.16	72.34	34.40	13.17	11.36	3.23	5.75	17.09	67.55
2012	67	23.72	55.55	42.71	5.95	18.00	33.04	13.07	18.51	70.58	34.60	12.05	11.81	3.90	5.94	16.91	65.72
2013	67	23.10	54.57	42.34	6.01	18.14	33.11	13.56	19.07	71.12	34.14	11.89	12.00	3.56	6.28	17.05	65.78
2014	67	24.07	54.41	44.23	5.83	17.36	33.58	14.43	19.83	72.76	32.99	12.23	10.31	3.30	5.43	17.26	68.39
2015	67	23.97	55.14	43.47	6.28	17.72	35.46	13.55	18.69	72.52	33.63	11.68	10.41	3.29	5.50	17.17	67.77
2016	67	25.66	57.24	44.82	6.85	20.01	34.24	13.69	18.84	72.63	34.39	12.46	11.33	3.65	6.03	17.97	71.85
2017	67	26.31	58.10	45.27	7.15	20.61	34.69	14.22	19.41	73.24	34.27	13.29	10.99	3.60	5.58	17.83	73.98
2018	67	24.04	58.00	43.17	7.27	22.19	32.76	13.23	18.80	70.37	35.53	12.54	11.72	3.25	5.75	18.00	70.59
2019	67	24.96	57.66	43.28	8.08	23.57	34.28	12.11	16.59	72.99	34.88	12.13	11.14	3.73	5.73	16.13	70.12
[^] 2020																	
2021	66	24.80	57.57	43.08	7.13	21.15	33.73	11.38	15.75	72.27	33.56	13.55	10.89	3.75	5.25	15.72	68.11
2022	67	24.69	58.80	42.00	6.68	21.01	31.78	12.81	17.57	72.87	36.05	13.33	11.14	3.75	5.88	16.54	68.87
2023	67	25.18	58.65	42.93	6.74	20.99	32.10	12.43	17.01	73.06	35.58	12.71	10.65	3.35	5.66	16.27	69.52
2024	67	26.05	59.38	43.87	7.63	22.16	34.46	12.80	17.78	72.00	35.48	14.25	10.57	3.65	6.12	16.22	72.54

[^]2020 championship canceled due to COVID-19 pandemic

BY THE NUMBERS

(Year-by-year numbers: AA, Teams in Division I men's basketball. BB, Number of automatic qualifiers for the NCAA tournament. CC, Teams entered into the NCAA tournament. DD, Tournament games played. EE, Overtime tournament games. FF, One-point wins in tournament play. GG, Two-point wins in tournament play. HH, Three-point wins in tournament play. JJ, Close games [overtime games plus any regulation games won by three points or fewer]. KK, number of times 100 points scored in a game.)

Year	AA	BB	CC	DD	EE	FF	GG	HH	JJ	KK
1939			8	8	0	0	1	0	1	0
1940			8	8	1	2	0	0	3	0
1941			8	9	0	3	0	0	3	0
1942			8	9	0	0	3	0	3	0
1943			8	9	0	0	1	1	2	0
1944			8	9	1	0	1	0	1	0
1945			8	9	1	0	0	2	3	0
1946			8	10	1	0	0	2	2	0
1947			8	10	0	2	2	0	4	0
1948	160		8	10	0	0	1	0	1	0
1949	148		8	10	0	1	0	0	1	0
1950	145		8	10	0	2	1	1	4	0
1951	153	10	16	18	0	0	2	0	2	0
1952	156	10	16	20	0	0	2	2	4	0
1953	158	14	22	26	0	1	3	0	4	0
1954	160	15	24	28	3	2	5	0	7	0
1955	162	15	24	28	0	3	2	1	6	1
1956	166	17	25	29	2	2	4	0	6	1
1957	167	16	23	27	2	3	1	0	5	0
1958	173	16	24	28	2	1	1	1	4	0
1959	174	16	23	27	0	3	1	1	5	1
1960	175	14	25	29	1	1	1	1	3	3
1961	173	15	24	28	2	1	4	0	7	2
1962	178	15	25	29	4	2	5	1	11	0
1963	178	15	25	29	3	2	1	2	6	1
1964	179	15	25	29	0	0	3	0	3	4
1965	182	15	23	27	2	2	4	0	8	8
1966	182	14	22	26	2	2	3	1	6	2
1967	185	15	23	27	3	3	4	0	9	1
1968	189	14	23	27	1	2	1	0	3	4
1969	193	15	25	29	2	2	5	3	11	1
1970	196	15	25	29	0	2	0	1	3	13
1971	203	15	25	29	3	2	4	4	11	6
1972	210	16	25	29	1	0	2	0	3	4
1973	216	16	25	29	1	3	1	1	6	5
1974	233	16	25	29	4	1	1	5	9	5
1975	235	20	32	36	6	2	3	3	13	2
1976	235	21	32	32	4	3	2	0	8	4
1977	245	21	32	32	2	3	2	1	8	3
1978	254	21	32	32	4	5	2	4	12	2
1979	257	23	40	40	3	1	6	3	11	1
1980	261	23	48	48	5	3	2	4	12	0
1981	264	26	48	48	2	6	3	5	14	1
1982	273	28	48	47	3	7	3	2	14	1
1983	274	28	52	51	2	5	7	4	17	0
1984	276	29	53	52	3	7	9	2	18	1
1985	282	29	64	63	3	5	9	5	19	0
1986	283	29	64	63	5	2	7	2	15	1
1987	290	28	64	63	5	6	4	5	17	7
1988	290	30	64	63	2	1	0	9	12	10
1989	293	30	64	63	3	4	3	4	13	9
1990	292	30	64	63	5	7	10	6	24	9
1991	295	29	64	63	4	1	3	5	11	4
1992	298	30	64	63	4	2	4	2	11	7
1993	298	30	64	63	4	0	3	6	10	4
1994	301	30	64	63	3	0	2	3	8	5
1995	302	29	64	63	7	3	4	2	14	3
1996	305	30	64	63	2	2	5	3	10	3
1997	305	30	64	63	7	4	0	4	14	2
1998	306	30	64	63	5	7	4	5	19	1
1999	310	30	64	63	3	3	3	3	12	1

Year	AA	BB	CC	DD	EE	FF	GG	HH	JJ	KK
2000	318	29	64	63	5	3	3	3	11	1
2001	318	31	65	64	2	3	4	4	12	1
2002	321	31	65	64	4	2	3	1	9	3
2003	325	31	65	64	5	6	5	5	18	2
2004	326	31	65	64	2	4	5	7	18	3
2005	326	31	65	64	5	4	2	2	11	2
2006	326	31	65	64	6	3	3	4	13	0
2007	325	31	65	64	5	3	4	4	16	3
2008	328	31	65	64	6	3	3	2	11	3
2009	330	31	65	64	2	2	6	1	9	4
2010	334	31	65	64	5	4	7	6	19	2
2011	335	31	68	67	5	5	8	4	20	1
2012	338	31	68	67	1	3	3	8	15	1
2013	345	31	68	67	1	2	5	3	10	0
2014	345	32	68	67	7	3	8	3	18	0
2015	345	32	68	67	3	6	3	5	14	0
2016	346	32	68	67	3	2	3	4	10	2
2017	347	32	68	67	1	6	4	4	14	3
2018	351	32	68	67	3	3	4	4	14	1
2019	353	32	68	67	5	4	3	1	13	0
^2020										
2021	357	31	68	66	6	4	3	5	16	0
2022	358	32	68	67	6	2	2	3	11	0
2023	363	32	68	67	1	6	2	4	13	0
2024	362	32	68	67	5	0	3	4	12	5
Totals			3,633	3,703	234	222	268	211	835	180

^2020 championship canceled due to COVID-19 pandemic

CONFERENCE WON-LOST RECORDS

USING CURRENT CONFERENCE MEMBERSHIP

NOTE: This chart is based on on-the-court records that are not affected by later action such as vacating.

Conference	Teams	App.	Won	Lost	Pct.	CH	2d	3d	4th	FF	RR
America East	5	19	4	19	.174	0	0	0	0	0	0
American Athletic	14	156	138	161	.462	0	2	5	3	10	16
Atlantic 10	15	168	146	175	.455	2	2	6	1	11	12
Atlantic Coast	15	417	676	414	.620	18	16	28	6	68	51
Atlantic Sun	8	27	9	28	.243	0	1	0	0	1	0
Big 12	14	379	485	392	.553	9	16	20	8	53	45
Big East	11	303	388	303	.562	11	9	10	1	31	35
Big Sky	9	57	17	61	.218	0	0	0	0	0	1
Big South	6	23	4	23	.148	0	0	0	0	0	0
Big Ten	14	342	507	338	.600	11	17	25	4	57	33
Big West	9	33	14	34	.292	0	0	0	0	0	3
Coastal	12	61	10	61	.141	0	0	0	0	0	0
Conference USA	9	91	53	93	.363	1	0	2	0	3	1
Horizon	9	38	15	38	.283	0	0	0	0	0	0
Ivy	8	79	46	89	.341	0	2	1	1	4	9
Metro Atlantic	10	56	21	58	.266	0	0	0	0	0	3
Mid-American	12	78	33	82	.287	0	0	0	0	0	2
Mid-Eastern	7	23	3	23	.115	0	0	0	0	0	0
Missouri Valley	12	93	48	93	.340	0	3	1	0	4	3
Mountain West	11	138	83	146	.362	2	1	3	0	6	9
Northeast	5	20	4	20	.167	0	0	0	0	0	0
Ohio Valley	6	22	8	23	.258	0	0	0	0	0	0
Pac-12	12	269	369	271	.577	16	6	13	7	42	37
Patriot	9	60	21	62	.253	1	0	1	0	2	5
Southeastern	14	313	411	312	.568	11	6	18	2	37	44
Southern	9	48	12	50	.194	0	0	0	0	0	1
Southland	8	24	9	24	.273	0	0	0	0	0	0
Southwestern	11	46	10	46	.179	0	0	0	0	0	0
Summit	4	19	6	19	.240	0	0	0	0	0	1
Sun Belt	14	74	16	75	.176	0	0	0	0	0	0
West Coast	9	100	100	102	.495	2	2	1	1	6	16
Western Athletic	6	23	14	25	.359	0	1	0	0	1	0
Independent	0	0	0	0	.000	0	0	0	0	0	0
Others	15	34	23	43	.348	1	1	0	2	4	7
Totals	332	3,633	3,703	3,703	.500	85	85	134	36	340	334

Notes: Third-place games were played from 1946 through 1981. Results from the other years are treated as third-place ties. The "Teams" column represents the number of teams in that conference that have appeared in the NCAA tournament. The 2020 championship was canceled due to the COVID-19 pandemic. App.-Appearances; Pct.-Winning percentage; CH-Champion; 2d-Second place; 3d-Third place; 4th-Fourth place; FF-Final Four appearances; RR-Regional Runner-up.

CURRENT CONFERENCE BREAKDOWN

AMERICA EAST

Team	App.	Won	Lost	Pct.	CH	2d	3d	4th	FF	RR
Albany (NY)	5	1	5	.167	0	0	0	0	0	0
Binghamton	1	0	1	.000	0	0	0	0	0	0
Bryant	1	0	1	.000	0	0	0	0	0	0
Maine	0	0	0	.000	0	0	0	0	0	0
New Hampshire	0	0	0	.000	0	0	0	0	0	0
NJIT	0	0	0	.000	0	0	0	0	0	0
UMass Lowell	0	0	0	.000	0	0	0	0	0	0
UMBC	2	1	2	.333	0	0	0	0	0	0
Vermont	10	2	10	.167	0	0	0	0	0	0
Totals	19	4	19	.174	0	0	0	0	0	0

AMERICAN ATHLETIC

Team	App.	Won	Lost	Pct.	CH	2d	3d	4th	FF	RR
Charlotte	11	7	12	.368	0	0	0	1	1	0
East Carolina	2	0	2	.000	0	0	0	0	0	0
Fla. Atlantic	3	4	3	.571	0	0	1	0	1	0
Memphis*	28	35	28	.556	0	2	1	0	3	3
North Texas	4	1	4	.200	0	0	0	0	0	0
Rice	4	2	5	.286	0	0	0	0	0	2
SMU	12	10	14	.417	0	0	0	1	1	1
South Fla.	3	2	3	.400	0	0	0	0	0	0
Temple	33	33	33	.500	0	0	2	0	2	6
Tulane	3	3	3	.500	0	0	0	0	0	0
Tulsa	16	12	16	.429	0	0	0	0	0	1
UAB	17	10	17	.370	0	0	0	0	0	1
UTSA	4	1	4	.200	0	0	0	0	0	0
Wichita St.	16	18	17	.514	0	0	1	1	2	2
Totals	156	138	161	.462	0	2	5	3	10	16

ATLANTIC COAST

Team	App.	Won	Lost	Pct.	CH	2d	3d	4th	FF	RR
Boston College	18	22	19	.537	0	0	0	0	0	0
Clemson*	14	14	14	.500	0	0	0	0	0	2
Duke	46	122	41	.748	5	6	6	0	17	7
Florida St.	18	23	18	.561	0	1	0	0	1	2
Georgia Tech	17	23	17	.575	0	1	1	0	2	2
Louisville*	43	76	44	.633	3	0	5	2	10	4
Miami (FL)	12	15	12	.556	0	0	1	0	1	1
NC State*	29	41	28	.594	2	0	2	0	4	3
North Carolina	53	133	50	.727	6	6	7	2	21	8
Notre Dame	37	40	41	.494	0	0	0	1	1	6
Pittsburgh	27	26	28	.481	0	0	1	0	1	2
Syracuse*	41	70	41	.631	1	2	2	1	6	4
Virginia	26	35	25	.583	1	0	2	0	3	4
Virginia Tech	13	8	13	.381	0	0	0	0	0	1
Wake Forest	23	28	23	.549	0	0	1	0	1	5
Totals	417	676	414	.620	18	16	28	6	68	51

ATLANTIC SUN

Team	App.	Won	Lost	Pct.	CH	2d	3d	4th	FF	RR
Austin Peay*	7	2	8	.200	0	0	0	0	0	0
Bellarmine	0	0	0	.000	0	0	0	0	0	0
Central Ark.	0	0	0	.000	0	0	0	0	0	0
Eastern Ky.	8	0	8	.000	0	0	0	0	0	0
FGCU	3	3	3	.500	0	0	0	0	0	0
Jacksonville	5	4	5	.444	0	1	0	0	1	0
Kennesaw St.	1	0	1	.000	0	0	0	0	0	0
Lipscomb	1	0	1	.000	0	0	0	0	0	0
North Ala.	0	0	0	.000	0	0	0	0	0	0
North Florida	1	0	1	.000	0	0	0	0	0	0
Stetson	1	0	1	.000	0	0	0	0	0	0
Totals	27	9	28	.243	0	1	0	0	1	0

ATLANTIC 10

Team	App.	Won	Lost	Pct.	CH	2d	3d	4th	FF	RR
Davidson	15	8	16	.333	0	0	0	0	0	3
Dayton	19	20	21	.488	0	1	0	0	1	2
Duquesne	6	5	6	.455	0	0	1	0	1	1
Fordham	4	2	4	.333	0	0	0	0	0	0
George Mason	6	5	6	.455	0	0	1	0	1	0
George Washington	11	4	11	.267	0	0	0	0	0	0
La Salle	12	14	11	.560	1	1	0	0	2	0
Loyola Chicago	8	15	7	.682	1	0	1	0	2	0
Massachusetts*	9	11	9	.550	0	0	1	0	1	1
Rhode Island	10	8	10	.444	0	0	0	0	0	1
Richmond	10	9	10	.474	0	0	0	0	0	0
Saint Joseph's*	21	19	25	.432	0	0	1	0	1	3
Saint Louis	10	6	11	.353	0	0	0	0	0	1
St. Bonaventure	8	7	10	.412	0	0	0	1	1	0
VCU	19	13	18	.419	0	0	1	0	1	0
Totals	168	146	175	.455	2	2	6	1	11	12

BIG EAST

Team	App.	Won	Lost	Pct.	CH	2d	3d	4th	FF	RR
Butler	16	24	16	.600	0	2	0	0	2	0
Creighton	25	20	26	.435	0	0	0	0	0	2
DePaul*	22	21	25	.457	0	0	2	0	2	1
Georgetown	31	47	30	.610	1	3	1	0	5	4
Marquette	36	44	37	.543	1	1	1	0	3	4
Providence	22	17	23	.425	0	0	1	1	2	2
Seton Hall	14	16	14	.533	0	1	0	0	1	1
St. John's (NY)*	30	27	32	.458	0	1	1	0	2	4
UConn*	37	71	32	.689	6	0	1	0	7	6
Villanova*	41	71	39	.645	3	1	3	0	7	8
Xavier	29	30	29	.508	0	0	0	0	0	3
Totals	303	388	303	.562	11	9	10	1	31	35

BIG SKY

Team	App.	Won	Lost	Pct.	CH	2d	3d	4th	FF	RR
Eastern Wash.	3	0	3	.000	0	0	0	0	0	0
Idaho	4	1	4	.200	0	0	0	0	0	0
Idaho St.	11	8	13	.381	0	0	0	0	0	1
Montana	12	2	13	.133	0	0	0	0	0	0
Montana St.	6	0	6	.000	0	0	0	0	0	0
Northern Ariz.	2	0	2	.000	0	0	0	0	0	0
Northern Colo.*	1	0	1	.000	0	0	0	0	0	0
Portland St.	2	0	2	.000	0	0	0	0	0	0
Sacramento St.	0	0	0	.000	0	0	0	0	0	0
Weber St.	16	6	17	.261	0	0	0	0	0	0
Totals	57	17	61	.218	0	0	0	0	0	1

BIG SOUTH

Team	App.	Won	Lost	Pct.	CH	2d	3d	4th	FF	RR
Charleston So.	1	0	1	.000	0	0	0	0	0	0
Gardner-Webb	1	0	1	.000	0	0	0	0	0	0
High Point	0	0	0	.000	0	0	0	0	0	0
Longwood	2	0	2	.000	0	0	0	0	0	0
Presbyterian	0	0	0	.000	0	0	0	0	0	0
Radford	3	1	3	.250	0	0	0	0	0	0
UNC Asheville	5	2	5	.286	0	0	0	0	0	0
USC Upstate	0	0	0	.000	0	0	0	0	0	0
Winthrop	11	1	11	.083	0	0	0	0	0	0
Totals	23	4	23	.148	0	0	0	0	0	0

BIG TEN

Team	App.	Won	Lost	Pct.	CH	2d	3d	4th	FF	RR
Illinois	34	45	35	.563	0	1	4	0	5	5
Indiana	41	68	36	.654	5	1	2	0	8	3
Iowa	29	31	31	.500	0	1	0	2	3	1
Maryland*	30	44	29	.603	1	0	1	0	2	2
Michigan*	31	66	30	.688	1	6	1	0	8	7
Michigan St.	37	73	36	.670	2	1	6	1	10	4
Minnesota*	14	14	14	.500	0	0	1	0	1	1
Nebraska	8	0	8	.000	0	0	0	0	0	0
Northwestern	3	3	3	.500	0	0	0	0	0	0
Ohio St.*	35	58	34	.630	1	4	6	0	11	4
Penn St.	10	10	12	.455	0	0	1	0	1	1
Purdue*	35	49	35	.583	0	2	1	0	3	3
Rutgers	8	6	9	.400	0	0	0	1	1	0
Wisconsin	27	40	26	.606	1	1	2	0	4	2
Totals	342	507	338	.600	11	17	25	4	57	33

BIG 12

Team	App.	Won	Lost	Pct.	CH	2d	3d	4th	FF	RR
Baylor	16	23	17	.575	1	1	0	1	3	2
BYU	31	15	34	.306	0	0	0	0	0	3
Cincinnati	33	46	32	.590	2	1	3	0	6	2
Houston	25	40	30	.571	0	2	3	1	6	1
Iowa St.	23	23	23	.500	0	0	1	0	1	1
Kansas*	52	117	50	.701	4	6	4	2	16	9
Kansas St.	32	40	36	.526	0	1	0	3	4	10
Oklahoma	33	43	33	.566	0	2	3	0	5	4
Oklahoma St.	29	39	28	.582	2	1	2	1	6	5
TCU	11	7	11	.389	0	0	0	0	0	1
Texas	38	40	41	.494	0	0	3	0	3	5
Texas Tech*	20	19	21	.475	0	1	0	0	1	1
UCF	5	1	5	.167	0	0	0	0	0	0
West Virginia	31	32	31	.508	0	1	1	0	2	1
Totals	379	485	392	.553	9	16	20	8	53	45

BIG WEST

Team	App.	Won	Lost	Pct.	CH	2d	3d	4th	FF	RR
Cal Poly	1	1	1	.500	0	0	0	0	0	0
Cal St. Fullerton	4	2	4	.333	0	0	0	0	0	1
CSU Bakersfield	1	0	1	.000	0	0	0	0	0	0
CSUN	2	0	2	.000	0	0	0	0	0	0
Hawaii	5	1	5	.167	0	0	0	0	0	0
Long Beach St.*	10	7	11	.389	0	0	0	0	0	2
UC Davis	1	1	1	.500	0	0	0	0	0	0
UC Irvine	2	1	2	.333	0	0	0	0	0	0
UC Riverside	0	0	0	.000	0	0	0	0	0	0
UC Santa Diego	0	0	0	.000	0	0	0	0	0	0
UC Santa Barbara	7	1	7	.125	0	0	0	0	0	0
Totals	33	14	34	.292	0	0	0	0	0	3

COASTAL

Team	App.	Won	Lost	Pct.	CH	2d	3d	4th	FF	RR
Campbell	1	0	1	.000	0	0	0	0	0	0
Col. of Charleston	7	1	7	.125	0	0	0	0	0	0
Delaware	6	0	6	.000	0	0	0	0	0	0
Drexel	5	1	5	.167	0	0	0	0	0	0
Elon	0	0	0	.000	0	0	0	0	0	0
Hampton	6	2	6	.250	0	0	0	0	0	0
Hofstra	4	0	4	.000	0	0	0	0	0	0
Monmouth	4	1	4	.200	0	0	0	0	0	0
N.C. A&T	10	1	10	.091	0	0	0	0	0	0
Northeastern	9	3	9	.250	0	0	0	0	0	0
Stony Brook	1	0	1	.000	0	0	0	0	0	0
Towson	2	0	2	.000	0	0	0	0	0	0
UNCW	6	1	6	.143	0	0	0	0	0	0
William & Mary	0	0	0	.000	0	0	0	0	0	0
Totals	61	10	61	.141	0	0	0	0	0	0

CONFERENCE USA

Team	App.	Won	Lost	Pct.	CH	2d	3d	4th	FF	RR
FIU	1	0	1	.000	0	0	0	0	0	0
Jacksonville St.	2	0	2	.000	0	0	0	0	0	0
Liberty	5	1	5	.167	0	0	0	0	0	0
Louisiana Tech	5	4	5	.444	0	0	0	0	0	0
Middle Tenn.	9	4	9	.308	0	0	0	0	0	0
New Mexico St.*	26	11	28	.282	0	0	1	0	1	0
Sam Houston	2	0	2	.000	0	0	0	0	0	0
UTEP	17	14	16	.467	1	0	0	0	1	0
Western Ky.*	24	19	25	.432	0	0	1	0	1	1
Totals	91	53	93	.363	1	0	2	0	3	1

HORIZON

Team	App.	Won	Lost	Pct.	CH	2d	3d	4th	FF	RR
Cleveland St.	3	3	3	.500	0	0	0	0	0	0
Detroit Mercy	6	3	6	.333	0	0	0	0	0	0
Green Bay	5	1	5	.167	0	0	0	0	0	0
IUPUI	1	0	1	.000	0	0	0	0	0	0
Milwaukee	4	3	4	.429	0	0	0	0	0	0
Northern Ky.	3	0	3	.000	0	0	0	0	0	0
Oakland	4	2	4	.333	0	0	0	0	0	0
Purdue Fort Wayne	0	0	0	.000	0	0	0	0	0	0
Robert Morris	8	2	8	.200	0	0	0	0	0	0
Wright St.	4	1	4	.200	0	0	0	0	0	0
Youngstown St.	0	0	0	.000	0	0	0	0	0	0
Totals	38	15	38	.283	0	0	0	0	0	0

IVY

Team	App.	Won	Lost	Pct.	CH	2d	3d	4th	FF	RR
Brown	2	0	2	.000	0	0	0	0	0	1
Columbia	3	2	4	.333	0	0	0	0	0	1
Cornell	5	2	6	.250	0	0	0	0	0	0
Dartmouth	7	10	7	.588	0	2	0	0	2	3
Harvard	5	2	6	.250	0	0	0	0	0	1
Penn	24	13	26	.333	0	0	0	1	1	2
Princeton	26	15	30	.333	0	0	1	0	1	0
Yale	7	2	8	.200	0	0	0	0	0	1
Totals	79	46	89	.341	0	2	1	1	4	9

METRO ATLANTIC

Team	App.	Won	Lost	Pct.	CH	2d	3d	4th	FF	RR
Canisius	4	6	4	.600	0	0	0	0	0	2
Fairfield	3	0	3	.000	0	0	0	0	0	0
Iona*	16	1	16	.059	0	0	0	0	0	0
Manhattan	8	3	9	.250	0	0	0	0	0	0
Marist	2	0	2	.000	0	0	0	0	0	0
Mt. St. Mary's	6	2	6	.250	0	0	0	0	0	0
Niagara	3	2	4	.333	0	0	0	0	0	0
Quinnipiac	0	0	0	.000	0	0	0	0	0	0
Rider	3	0	3	.000	0	0	0	0	0	0
Saint Peter's	5	3	5	.375	0	0	0	0	0	1
Siena	6	4	6	.400	0	0	0	0	0	0
Totals	56	21	58	.266	0	0	0	0	0	3

MID-AMERICAN

Team	App.	Won	Lost	Pct.	CH	2d	3d	4th	FF	RR
Akron	6	0	6	.000	0	0	0	0	0	0
Ball St.	7	3	7	.300	0	0	0	0	0	0
Bowling Green	4	1	5	.167	0	0	0	0	0	0
Buffalo	4	2	4	.333	0	0	0	0	0	0
Central Mich.	4	3	4	.429	0	0	0	0	0	0
Eastern Mich.	4	3	4	.429	0	0	0	0	0	0
Kent St.	7	4	7	.364	0	0	0	0	0	1
Miami (OH)	17	6	19	.240	0	0	0	0	0	0
Northern Ill.	3	0	3	.000	0	0	0	0	0	0
Ohio	14	8	15	.348	0	0	0	0	0	1
Toledo	4	1	4	.200	0	0	0	0	0	0
Western Mich.	4	2	4	.333	0	0	0	0	0	0
Totals	78	33	82	.287	0	0	0	0	0	2

MID-EASTERN

Team	App.	Won	Lost	Pct.	CH	2d	3d	4th	FF	RR
Coppin St.	4	1	4	.200	0	0	0	0	0	0
Delaware St.	1	0	1	.000	0	0	0	0	0	0
Howard	4	0	4	.000	0	0	0	0	0	0
Morgan St.	2	0	2	.000	0	0	0	0	0	0
Norfolk St.	3	2	3	.400	0	0	0	0	0	0
N.C. Central	4	0	4	.000	0	0	0	0	0	0
South Carolina St.	5	0	5	.000	0	0	0	0	0	0
UMES	0	0	0	.000	0	0	0	0	0	0
Totals	23	3	23	.115	0	0	0	0	0	0

MISSOURI VALLEY

Team	App.	Won	Lost	Pct.	CH	2d	3d	4th	FF	RR
Belmont	8	1	8	.111	0	0	0	0	0	0
Bradley	9	11	9	.550	0	2	0	0	2	1
Drake	7	6	7	.462	0	0	1	0	1	2
Evansville	5	1	5	.167	0	0	0	0	0	0
Illinois St.	6	3	6	.333	0	0	0	0	0	0
Indiana St.	4	5	4	.556	0	1	0	0	1	0
Missouri St.	6	3	6	.333	0	0	0	0	0	0
Murray St.	18	5	18	.217	0	0	0	0	0	0
Southern Ill.	10	6	10	.375	0	0	0	0	0	0
UIC	3	0	3	.000	0	0	0	0	0	0
UNI	8	5	8	.385	0	0	0	0	0	0
Valparaiso	9	2	9	.182	0	0	0	0	0	0
Totals	93	48	93	.340	0	3	1	0	4	3

MOUNTAIN WEST

Team	App.	Won	Lost	Pct.	CH	2d	3d	4th	FF	RR
Air Force	4	0	4	.000	0	0	0	0	0	0
Boise St.	10	0	10	.000	0	0	0	0	0	0
Colorado St.	12	5	13	.278	0	0	0	0	0	1
Fresno St.*	6	2	6	.250	0	0	0	0	0	0
Nevada	11	6	11	.353	0	0	0	0	0	0
New Mexico	16	8	17	.320	0	0	0	0	0	0
San Diego St.	16	13	16	.448	0	1	0	0	1	0
San Jose St.	3	0	3	.000	0	0	0	0	0	0
UNLV	20	33	19	.635	1	0	3	0	4	1
Utah St.	24	7	26	.212	0	0	0	0	0	2
Wyoming	16	9	21	.300	1	0	0	0	1	5
Totals	138	83	146	.362	2	1	3	0	6	9

NORTHEAST

Team	App.	Won	Lost	Pct.	CH	2d	3d	4th	FF	RR
Central Conn. St.	3	0	3	.000	0	0	0	0	0	0
FDU	7	3	7	.300	0	0	0	0	0	0
Le Moyne	0	0	0	.000	0	0	0	0	0	0
LIU	7	0	7	.000	0	0	0	0	0	0
Merrimack	0	0	0	.000	0	0	0	0	0	0
Sacred Heart	0	0	0	.000	0	0	0	0	0	0
Saint Francis (PA)	1	0	1	.000	0	0	0	0	0	0
Wagner	2	1	2	.333	0	0	0	0	0	0
Totals	20	4	20	.167	0	0	0	0	0	0

OHIO VALLEY

Team	App.	Won	Lost	Pct.	CH	2d	3d	4th	FF	RR
Eastern Ill.	2	0	2	.000	0	0	0	0	0	0
Little Rock	5	2	5	.286	0	0	0	0	0	0
Morehead St.	9	6	10	.375	0	0	0	0	0	0
SIUE	0	0	0	.000	0	0	0	0	0	0
Southeast Mo. St.	2	0	2	.000	0	0	0	0	0	0
Tennessee St.	2	0	2	.000	0	0	0	0	0	0
Tennessee Tech	2	0	2	.000	0	0	0	0	0	0
UT Martin	0	0	0	.000	0	0	0	0	0	0
Western Ill.	0	0	0	.000	0	0	0	0	0	0
Totals	22	8	23	.258	0	0	0	0	0	0

PAC-12

Team	App.	Won	Lost	Pct.	CH	2d	3d	4th	FF	RR
Arizona*	38	60	37	.619	1	1	2	0	4	7
Arizona St.*	17	15	18	.455	0	0	0	0	0	0
California*	19	20	19	.513	1	1	0	1	3	2
Colorado	16	13	18	.419	0	0	2	0	2	4
Oregon	18	27	17	.614	1	0	1	0	2	5
Oregon St.*	18	15	21	.417	0	0	0	2	2	6
Southern California*	21	17	23	.425	0	0	1	1	2	2
Stanford	17	23	16	.590	1	0	1	0	2	1
UCLA*	52	115	45	.719	11	2	5	1	19	4
Utah	29	38	32	.543	1	1	0	2	4	3
Washington	17	19	18	.514	0	0	1	0	1	3
Washington St.	7	7	7	.500	0	1	0	0	1	0
Totals	269	369	271	.577	16	6	13	7	42	37

PATRIOT

Team	App.	Won	Lost	Pct.	CH	2d	3d	4th	FF	RR
American	3	0	3	.000	0	0	0	0	0	0
Army West Point	0	0	0	.000	0	0	0	0	0	0
Boston U.	7	2	7	.222	0	0	0	0	0	0
Bucknell	8	2	8	.200	0	0	0	0	0	0
Colgate	7	0	7	.000	0	0	0	0	0	0
Holy Cross	13	8	13	.381	1	0	1	0	2	2
Lafayette	4	0	5	.000	0	0	0	0	0	0
Lehigh	5	1	5	.167	0	0	0	0	0	0
Loyola Maryland	2	0	2	.000	0	0	0	0	0	0
Navy	11	8	12	.400	0	0	0	0	0	3
Totals	60	21	62	.253	1	0	1	0	2	5

SOUTHEASTERN

Team	App.	Won	Lost	Pct.	CH	2d	3d	4th	FF	RR
Alabama*	25	29	25	.537	0	0	1	0	1	1
Arkansas	35	50	35	.588	1	1	4	0	6	8
Auburn	13	19	13	.594	0	0	1	0	1	0
Florida*	24	48	22	.686	2	1	2	0	5	4
Georgia*	12	7	12	.368	0	0	1	0	1	0
Kentucky*	62	132	56	.702	8	4	5	0	17	21
LSU	24	27	27	.500	0	0	2	2	4	2
Mississippi St.	13	11	13	.458	0	0	1	0	1	0
Missouri*	29	23	29	.442	0	0	0	0	0	5
Ole Miss	9	5	9	.357	0	0	0	0	0	0
South Carolina	10	8	11	.421	0	0	1	0	1	0
Tennessee	26	28	27	.509	0	0	0	0	0	2
Texas A&M	16	14	17	.452	0	0	0	0	0	0
Vanderbilt	15	10	16	.385	0	0	0	0	0	1
Totals	313	411	312	.568	11	6	18	2	37	44

SOUTHERN

Team	App.	Won	Lost	Pct.	CH	2d	3d	4th	FF	RR
Chattanooga	12	3	12	.200	0	0	0	0	0	0
The Citadel	0	0	0	.000	0	0	0	0	0	0
ETSU	10	2	11	.154	0	0	0	0	0	0
Furman	7	2	8	.200	0	0	0	0	0	0
Mercer	3	1	3	.250	0	0	0	0	0	0
Samford	3	0	3	.000	0	0	0	0	0	0
UNC Greensboro	4	0	4	.000	0	0	0	0	0	0
VMI	3	3	3	.500	0	0	0	0	0	1
Western Caro.	1	0	1	.000	0	0	0	0	0	0
Wofford	5	1	5	.167	0	0	0	0	0	0
Totals	48	12	50	.194	0	0	0	0	0	1

SOUTHLAND

Team	App.	Won	Lost	Pct.	CH	2d	3d	4th	FF	RR
A&M-Corpus Christi	3	1	3	.250	0	0	0	0	0	0
Houston Baptist	1	0	1	.000	0	0	0	0	0	0
Lamar University	6	5	6	.455	0	0	0	0	0	0
McNeese	3	0	3	.000	0	0	0	0	0	0
Nicholls	2	0	2	.000	0	0	0	0	0	0
New Orleans	5	1	5	.167	0	0	0	0	0	0
Northwestern St.	3	2	3	.400	0	0	0	0	0	0
Southeastern La.	1	0	1	.000	0	0	0	0	0	0
UIW	0	0	0	.000	0	0	0	0	0	0
Totals	24	9	24	.273	0	0	0	0	0	0

SOUTHWESTERN

Team	App.	Won	Lost	Pct.	CH	2d	3d	4th	FF	RR
Alabama A&M	1	0	1	.000	0	0	0	0	0	0
Alabama St.	4	0	4	.000	0	0	0	0	0	0
Alcorn	6	3	6	.333	0	0	0	0	0	0
Ark.-Pine Bluff*	1	1	1	.500	0	0	0	0	0	0
Bethune-Cookman	0	0	0	.000	0	0	0	0	0	0
Florida A&M	3	1	3	.250	0	0	0	0	0	0
Grambling	1	1	1	.500	0	0	0	0	0	0
Jackson St.	3	0	3	.000	0	0	0	0	0	0
Mississippi Val.	5	0	5	.000	0	0	0	0	0	0
Prairie View	2	0	2	.000	0	0	0	0	0	0
Southern U.	9	1	9	.100	0	0	0	0	0	0
Texas Southern	11	3	11	.214	0	0	0	0	0	0
Totals	46	10	46	.179	0	0	0	0	0	0

SUMMIT

Team	App.	Won	Lost	Pct.	CH	2d	3d	4th	FF	RR
Denver	0	0	0	.000	0	0	0	0	0	0
Kansas City	0	0	0	.000	0	0	0	0	0	0
North Dakota	1	0	1	.000	0	0	0	0	0	0
North Dakota St.	4	2	4	.333	0	0	0	0	0	0
Omaha	0	0	0	.000	0	0	0	0	0	0
Oral Roberts	7	4	7	.364	0	0	0	0	0	1
South Dakota	0	0	0	.000	0	0	0	0	0	0
South Dakota St.	7	0	7	.000	0	0	0	0	0	0
St. Thomas (MN)	0	0	0	.000	0	0	0	0	0	0
Totals	19	6	19	.240	0	0	0	0	0	1

SUN BELT

Team	App.	Won	Lost	Pct.	CH	2d	3d	4th	FF	RR
App State	3	0	3	.000	0	0	0	0	0	0
Arkansas St.	1	0	1	.000	0	0	0	0	0	0
Coastal Carolina	4	0	4	.000	0	0	0	0	0	0
Ga. Southern	3	0	3	.000	0	0	0	0	0	0
Georgia St.	6	2	6	.250	0	0	0	0	0	0
James Madison	6	5	6	.455	0	0	0	0	0	0
Louisiana*	11	4	12	.250	0	0	0	0	0	0
Marshall*	6	1	6	.143	0	0	0	0	0	0
Old Dominion	12	3	12	.200	0	0	0	0	0	0
South Ala.	8	1	8	.111	0	0	0	0	0	0
Southern Miss.	3	0	3	.000	0	0	0	0	0	0
Texas St.	2	0	2	.000	0	0	0	0	0	0
Troy	2	0	2	.000	0	0	0	0	0	0
ULM	7	0	7	.000	0	0	0	0	0	0
Totals	74	16	75	.176	0	0	0	0	0	0

WEST COAST

Team	App.	Won	Lost	Pct.	CH	2d	3d	4th	FF	RR
Gonzaga	26	46	26	.639	0	2	0	0	2	4
LMU (CA)*	5	5	5	.500	0	0	0	0	0	1
Pacific	9	4	10	.286	0	0	0	0	0	1
Pepperdine	13	5	14	.263	0	0	0	0	0	1
Portland	2	0	2	.000	0	0	0	0	0	0
Saint Mary's (CA)	13	7	13	.350	0	0	0	0	0	1
San Diego	4	1	4	.200	0	0	0	0	0	0
San Francisco	17	21	15	.583	2	0	1	0	3	4
Santa Clara	11	11	13	.458	0	0	0	1	1	4
Totals	100	100	102	.495	2	2	1	1	6	16

WESTERN ATHLETIC

Team	App.	Won	Lost	Pct.	CH	2d	3d	4th	FF	RR
Abilene Christian	2	1	2	.333	0	0	0	0	0	0
California Baptist	0	0	0	.000	0	0	0	0	0	0
Grand Canyon	3	1	3	.250	0	0	0	0	0	0
Seattle U	11	10	13	.435	0	1	0	0	1	0
SFA*	5	2	5	.286	0	0	0	0	0	0
Southern Utah	1	0	1	.000	0	0	0	0	0	0
Tarleton St.	0	0	0	.000	0	0	0	0	0	0
UT Arlington	1	0	1	.000	0	0	0	0	0	0
Utah Tech	0	0	0	.000	0	0	0	0	0	0
Utah Valley	0	0	0	.000	0	0	0	0	0	0
UTRGV	0	0	0	.000	0	0	0	0	0	0
Totals	23	14	25	.359	0	1	0	0	1	0

INDEPENDENT

Team	App.	Won	Lost	Pct.	CH	2d	3d	4th	FF	RR
Chicago St.	0	0	0	.000	0	0	0	0	0	0
Totals	0	0	0	.000	0	0	0	0	0	0

OTHERS

Team	App.	Won	Lost	Pct.	CH	2d	3d	4th	FF	RR
Cal St. LA	1	0	1	.000	0	0	0	0	0	0
Catholic	1	0	2	.000	0	0	0	0	0	1
CCNY	2	4	2	.667	1	0	0	1	2	0
Hardin-Simmons	2	0	2	.000	0	0	0	0	0	0
Hartford	1	0	1	.000	0	0	0	0	0	0
Lebanon Valley	1	1	2	.333	0	0	0	0	0	0
Loyola (LA)	3	0	3	.000	0	0	0	0	0	0
NYU	6	9	9	.500	0	1	0	1	2	2
Oklahoma City	11	8	13	.381	0	0	0	0	0	2
Springfield	1	0	1	.000	0	0	0	0	0	1
Trinity (TX)	1	0	1	.000	0	0	0	0	0	0
Tufts	1	0	2	.000	0	0	0	0	0	1
Wayne St. (MI)	1	1	2	.333	0	0	0	0	0	0
West Tex. A&M	1	0	1	.000	0	0	0	0	0	0
Williams	1	0	1	.000	0	0	0	0	0	0
Totals	34	23	43	.348	1	1	0	2	4	7

*Record includes results that were later vacated.

USING ACTUAL CONFERENCE MEMBERSHIP FOR EACH SEASON

Conference, Former Names, Years	App.	Won	Lost	Pct.	CH	2d	3d	4th	FF	RR
America East; North Atlantic; ECAC North, ECAC North Atlantic, 1980-2024	44	9	44	.170	0	0	0	0	0	0
American Athletic, 2014-24	26	25	25	.500	1	0	1	0	2	1
American South, 1987-91	3	1	3	.250	0	0	0	0	0	0
Atlantic 10; Eastern Collegiate, Eastern Eight, 1977-2024	120	100	119	.457	0	0	0	0	0	12
Atlantic Coast, 1954-2024	262	481	250	.658	15	12	21	2	50	34
Atlantic Sun, Trans America, 1981-2024	43	8	43	.157	0	0	0	0	0	0
Big 12, 1997-2024	158	213	155	.579	3	3	5	0	11	20
Big East, 1980-2024	238	349	228	.605	10	5	8	0	23	28
Big Eight; Big Seven; Big Six, 1939-96	103	134	108	.554	2	7	5	6	20	17
Big Sky, 1968-2024	55	11	57	.162	0	0	0	0	0	1
Big South, 1991-2024	32	4	32	.111	0	0	0	0	0	0
Big Ten; Big Nine; Western, 1939-2024	288	436	281	.608	10	15	23	2	50	30
Big West; Pacific Coast Athl. Assn., 1970-2024	59	35	59	.372	1	0	2	0	3	3
Border, 1951-62	12	2	13	.133	0	0	0	0	0	1
Coastal; Colonial; ECAC South, 1983-2024	46	27	46	.370	0	0	2	0	2	1
Conference USA, 1996-2024	59	55	59	.482	0	0	3	0	3	4
East Coast; Middle Atlantic, 1959-95	32	9	36	.200	0	0	0	0	0	2
Florida Intercollegiate, 1960	1	0	1	.000	0	0	0	0	0	0
Great Midwest, 1992-95	13	16	13	.552	0	0	1	0	1	2
Horizon, Midwestern, 1982-2024	51	33	51	.393	0	2	0	0	2	0
Indiana Collegiate, 1962	1	2	1	.667	0	0	0	0	0	0
Ivy Group; Eastern Intercollegiate, 1941-2024	77	46	86	.348	0	2	1	1	4	7
Kentucky Intercollegiate, 1940	1	0	1	.000	0	0	0	0	0	1
Little Three (New England), 1955	1	0	1	.000	0	0	0	0	0	0
Metro Atlantic, 1984-2024	42	10	42	.192	0	0	0	0	0	1
Metro, 1976-95	39	39	37	.513	2	0	2	0	4	0
Mid-American, 1953-2024	76	33	80	.292	0	0	0	0	0	2
Mid-Eastern, 1981-2024	42	7	42	.143	0	0	0	0	0	0
Missouri Valley, 1941-2024	108	107	112	.489	4	5	6	3	18	8
Mountain West, 2002-24	65	31	65	.323	0	1	0	0	1	0
Northeast; ECAC Metro, 1982-2024	42	9	42	.176	0	0	0	0	0	0
Ohio Valley, 1953-2024	69	22	72	.234	0	0	0	0	0	0
Pac-12, Pacific-10; Pacific-8, AAWU, Pacific Coast, 1939-2024	205	298	200	.598	15	4	11	4	34	27
Patriot, 1992-2024	32	4	32	.111	0	0	0	0	0	0
Presidents Athletic, 1956	1	1	2	.333	0	0	0	0	0	0
Rocky Mountain, 1951-60	9	6	11	.353	0	0	0	0	0	0
Skyline Eight; Mountain States, 1939-62	24	20	34	.370	2	0	1	1	4	12
Southeastern, 1942-2024	249	347	245	.586	11	6	14	2	33	35
Southern, 1939-2024	76	33	80	.292	0	2	1	0	3	7
Southland, 1969-2024	43	14	43	.246	0	0	0	0	0	0
Southwest, 1939-96	77	73	88	.453	0	3	7	2	12	10
Southwestern, 1980-2024	42	8	42	.160	0	0	0	0	0	0
Summit; Mid-Continent, 1986-2024	39	12	39	.235	0	0	0	0	0	0
Sun Belt, 1977-2024	60	28	61	.315	0	0	0	1	1	1
West Coast; California Basketball Assn., 1953-2024	95	99	95	.510	2	2	1	0	5	14
Western Athletic, 1963-2024	99	67	105	.390	0	1	0	1	2	6
Western New York Little Three, 1955-57	3	6	3	.667	0	0	0	0	0	2
Yankee, 1951-67	15	4	16	.200	0	0	0	0	0	1
Independents, 1939-91	279	304	324	.484	6	10	12	11	39	45
Vacated	77	125	79	.613	1	5	7	0	13	5
TOTAL	3,633	3,703	3,703	.500	85	85	134	36	340	340

Note: Third-place games were played from 1946 through 1981. Results from the other years are treated as third-place ties. The 2020 championship was canceled due to the COVID-19 pandemic.

CONFERENCE TEAMS IN THE TOURNAMENT BY DECADE

NOTE: These decade charts are based on on-the-court records that are not affected by later action such as vacating.

1939-49

Conference	1939	1940	1941	1942	1943	1944	1945	1946	1947	1948	1949	TOTAL
Big Eight	1: 1-1	1: 2-1	0	1: 1-1	1: 1-1	2: 2-2	0	0	1: 2-1	1: 1-2	0	8: 10-9
Big Ten	1: 2-1	1: 3-0	1: 3-0	1: 0-2	0	1: 1-1	1: 1-1	1: 2-1	1: 1-1	1: 1-1	1: 2-1	10: 16-9
Ivy	--	--	1: 1-1	1: 2-1	1: 1-1	1: 2-1	0	0	0	1: 0-2	1: 0-2	6: 6-8
Ky. Intercollegiate	--	1: 0-1	--	--	--	--	--	--	--	--	--	1: 0-1
Missouri Valley	--	--	1: 1-1	0	0	0	1: 3-0	1: 3-0	0	0	1: 2-1	4: 9-2
Pac-12	1: 3-0	1: 1-1	1: 2-1	1: 3-0	1: 0-2	0	1: 1-1	1: 1-2	1: 1-1	1: 1-1	1: 1-2	10: 14-11
Skyline Eight	1: 1-1	1: 0-2	1: 0-2	1: 1-1	1: 3-0	1: 3-0	1: 0-2	1: 1-1	1: 0-2	1: 0-2	1: 0-2	11: 9-15
Southeastern	--	--	--	1: 1-1	0	0	1: 1-1	0	0	1: 3-0	1: 3-0	4: 8-2
Southern	1: 0-1	0	1: 0-2	0	0	0	0	1: 2-1	0	0	0	3: 2-4
Southwest	1: 0-2	1: 1-1	1: 1-1	1: 0-2	1: 1-1	0	1: 1-1	1: 0-2	1: 2-1	1: 2-1	1: 1-1	10: 9-13
Independents	2: 1-2	2: 1-2	1: 1-1	1: 1-1	3: 3-4	3: 1-5	2: 2-3	2: 1-3	3: 4-4	1: 2-1	1: 1-1	21: 18-27
TOTALS	8: 8-8	8: 8-8	8: 9-9	8: 9-9	8: 9-9	8: 9-9	8: 9-9	8: 10-10	8: 10-10	8: 10-10	8: 10-10	88: 101-101

1950-59

Conference	1950	1951	1952	1953	1954	1955	1956	1957	1958	1959	TOTAL
Atlantic Coast	--	--	--	0	1: 2-1	1: 0-1	1: 0-1	1: 5-0	1: 2-1	1: 0-1	6: 9-5
Big Eight	0	1: 3-1	1: 4-0	1: 3-1	1: 0-2	1: 3-1	1: 1-1	1: 3-1	1: 2-2	1: 1-1	9: 20-10
Big Ten	1: 1-1	1: 3-1	1: 3-1	1: 4-0	1: 1-1	1: 2-2	1: 3-1	1: 2-2	1: 1-1	1: 1-1	10: 21-11
Border	--	1: 0-1	1: 0-2	1: 0-1	1: 0-1	1: 0-1	1: 0-1	1: 0-1	1: 0-1	1: 0-1	9: 0-10
East Coast	--	--	--	--	--	--	--	--	--	1: 0-2	1: 0-2
Ivy	0	1: 0-1	1: 0-2	1: 1-1	1: 0-2	1: 0-2	1: 2-1	1: 0-1	1: 2-1	1: 0-1	9: 5-12
Little Three	--	--	--	--	--	1: 0-1	--	--	--	--	1: 0-1
Mid-American	--	--	--	1: 0-1	1: 0-1	1: 0-1	1: 0-1	1: 0-1	1: 1-2	1: 0-1	7: 1-8
Missouri Valley	1: 2-1	1: 2-2	1: 1-1	1: 1-1	1: 1-1	1: 1-1	1: 0-2	1: 0-2	1: 1-1	1: 3-1	10: 12-13
Ohio Valley	--	--	--	1: 0-1	0	0	1: 2-1	1: 0-1	1: 0-1	1: 0-1	5: 2-5
Pac-12	1: 0-2	1: 2-1	1: 0-2	1: 3-1	1: 2-2	1: 1-1	1: 1-1	1: 1-1	1: 1-1	1: 4-0	10: 15-12
Presidents Athletic	--	--	--	--	--	--	1: 1-2	--	--	--	1: 1-2
Rocky Mountain	--	1: 0-1	0	1: 0-1	1: 2-1	1: 0-1	1: 0-1	1: 1-2	1: 1-2	1: 2-1	8: 6-10
Skyline Eight	1: 1-1	1: 1-2	1: 1-1	1: 0-2	1: 0-2	1: 1-1	1: 1-1	1: 1-1	1: 0-1	1: 0-2	10: 6-14
Southeastern	0	1: 4-0	1: 1-1	1: 2-2	1: 0-2	1: 1-1	1: 1-1	1: 1-1	1: 4-0	1: 1-1	9: 15-9
Southern	1: 2-1	1: 1-2	1: 1-1	1: 1-1	1: 0-1	1: 0-1	1: 0-1	1: 0-1	1: 0-1	1: 4-1	10: 9-11
Southwest	1: 1-2	1: 0-1	1: 1-1	1: 1-1	1: 1-1	1: 0-2	1: 3-2	1: 1-1	1: 0-2	1: 1-1	10: 9-14
West Coast	--	--	--	1: 2-1	1: 2-1	1: 5-0	1: 4-0	1: 3-1	1: 1-1	1: 1-1	7: 18-5
W'ern N.Y. Little Three	--	--	--	--	--	1: 2-1	1: 2-1	1: 2-1	--	--	3: 6-3
Yankee	--	1: 0-1	0	0	1: 0-1	0	1: 1-2	1: 0-1	1: 0-1	1: 0-1	6: 1-7
Independents	2: 3-2	4: 2-4	6: 8-8	8: 8-11	9: 17-8	8: 12-10	7: 7-8	6: 7-8	8: 12-9	6: 9-9	64: 85-77
TOTAL	8: 10-10	16: 18-18	16: 20-20	22: 26-26	24: 28-28	24: 28-28	25: 29-29	23: 27-27	24: 28-28	23: 27-27	205: 241-241

1960-69

Conference	1960	1961	1962	1963	1964	1965	1966	1967	1968	1969	TOTAL
Atlantic Coast	1: 2-1	1: 2-1	1: 4-1	1: 3-1	1: 3-1	1: 1-1	1: 3-1	1: 2-2	1: 3-1	1: 2-2	10: 25-12
Big Eight	1: 1-1	1: 1-1	1: 1-1	1: 1-1	1: 2-2	1: 1-1	1: 1-1	1: 1-1	1: 0-2	1: 1-1	10: 10-12
Big Sky	--	--	--	--	--	--	--	--	1: 0-1	1: 2-1	2: 2-2
Big Ten	1: 4-0	1: 3-1	1: 3-1	1: 1-1	1: 3-1	1: 3-1	1: 1-1	1: 1-1	1: 3-1	1: 3-1	10: 25-9
Border	1: 0-1	1: 2-1	1: 0-1	--	--	--	--	--	--	--	3: 2-3
East Coast	1: 0-2	1: 3-1	1: 0-2	1: 2-1	1: 0-1	1: 1-2	1: 2-1	1: 0-1	1: 0-1	1: 0-1	10: 8-13
Florida Intercollegiate	1: 0-1	--	--	--	--	--	--	--	--	--	1: 0-1
Indiana Collegiate	--	--	1: 2-1	--	--	--	--	--	--	--	1: 2-1
Ivy	1: 0-1	1: 1-2	1: 0-1	1: 0-1	1: 1-2	1: 4-1	0	1: 2-1	1: 2-1	1: 0-1	9: 10-11
Mid-American	1: 1-2	1: 0-1	1: 0-1	1: 1-2	1: 2-1	1: 0-1	1: 0-1	1: 0-1	1: 0-1	1: 1-2	10: 5-13
Missouri Valley	1: 3-1	1: 4-0	1: 4-0	1: 3-1	1: 1-1	1: 2-2	1: 0-2	1: 0-2	1: 1-1	1: 3-1	10: 21-11
Ohio Valley	1: 2-1	1: 1-2	1: 1-2	1: 0-1	1: 0-1	1: 0-1	1: 2-1	1: 0-1	1: 1-2	1: 0-1	10: 7-13
Pac-12	2: 4-2	1: 1-2	1: 2-2	1: 0-2	1: 4-0	1: 4-0	1: 1-1	1: 4-0	1: 4-0	1: 4-0	11: 28-9
Rocky Mountain	1: 0-1	--	--	--	--	--	--	--	--	--	1: 0-1
Skyline Eight	1: 2-1	1: 2-2	1: 1-2	--	--	--	--	--	--	--	3: 5-5
Southeastern	1: 1-1	1: 1-1	1: 1-1	1: 1-1	1: 0-2	1: 1-1	1: 3-1	1: 0-2	1: 1-1	1: 1-1	10: 10-12

Conference	1960	1961	1962	1963	1964	1965	1966	1967	1968	1969	TOTAL
Southern	1: 2-1	1: 0-1	1: 0-1	1: 2-1	1: 0-1	1: 0-1	1: 1-2	1: 0-1	1: 2-1	1: 2-1	10: 9-11
Southland	--	--	--	--	--	--	--	--	--	1: 0-1	1: 0-1
Southwest	1: 0-2	1: 1-1	1: 1-2	1: 2-1	1: 0-1	1: 1-1	1: 1-1	1: 1-1	1: 1-1	1: 1-2	10: 9-13
West Coast	1: 0-2	1: 1-1	1: 1-1	1: 1-1	1: 1-1	1: 1-1	1: 0-2	1: 1-1	1: 1-1	1: 1-1	10: 8-12
Western Athletic	--	--	--	1: 2-1	1: 0-1	1: 0-2	1: 2-2	1: 0-2	1: 0-2	1: 0-1	7: 4-11
Yankee	1: 0-1	1: 0-1	1: 0-1	1: 0-1	1: 2-1	1: 0-1	1: 0-1	1: 0-1	--	--	8: 2-8
Independents	6: 7-7	8: 5-9	8: 8-8	10: 10-12	10: 10-12	8: 8-10	8: 9-8	8: 15-9	8: 8-10	9: 8-11	83: 88-96
TOTAL	25: 29-29	24: 28-28	25: 29-29	25: 29-29	25: 29-29	23: 27-27	22: 26-26	23: 27-27	23: 27-27	25: 29-29	240: 280-280

1970-79

Conference	1970	1971	1972	1973	1974	1975	1976	1977	1978	1979	TOTAL
Atlantic 10	--	--	--	--	--	--	--	1: 0-1	1: 2-1	1: 1-1	3: 3-3
Atlantic Coast	1: 1-1	1: 0-2	1: 3-1	1: 1-1	1: 4-0	2: 4-2	2: 0-2	2: 6-2	2: 4-2	2: 0-2	15: 23-15
Big Eight	1: 1-1	1: 2-2	1: 1-1	1: 1-1	1: 2-2	2: 2-2	1: 2-1	1: 1-1	2: 0-2	1: 1-1	12: 13-14
Big Sky	1: 0-1	1: 0-1	1: 1-2	1: 0-1	1: 0-1	1: 1-2	1: 0-1	1: 2-1	1: 0-1	1: 1-1	10: 5-12
Big Ten	1: 1-1	1: 1-1	1: 1-1	1: 3-1	1: 1-1	2: 2-2	2: 9-1	2: 2-2	2: 3-2	2: 5-1	15: 28-13
Big West	1: 1-2	1: 2-1	1: 2-1	1: 2-1	1: 0-1	1: 0-1	1: 0-1	1: 0-1	1: 2-1	2: 0-2	11: 9-12
Coastal	--	--	--	--	--	0	0	0	0	0	0: 0-0
East Coast	1: 0-1	1: 0-1	1: 0-1	1: 0-1	1: 0-1	1: 0-1	1: 0-1	1: 0-1	1: 0-1	1: 0-1	10: 0-10
Ivy	1: 0-1	1: 2-1	1: 2-1	1: 1-2	1: 0-1	1: 0-1	1: 0-1	1: 0-1	1: 1-1	1: 4-2	10: 10-12
Metro	--	--	--	--	--	--	2: 0-2	2: 0-2	2: 1-2	2: 2-2	8: 3-8
Mid-American	1: 0-1	1: 0-1	1: 0-1	1: 0-1	1: 0-1	1: 2-1	1: 1-1	1: 0-1	1: 1-1	1: 1-1	10: 5-10
Missouri Valley	1: 1-1	1: 1-1	1: 2-2	1: 3-1	1: 0-2	2: 4-2	1: 0-1	1: 1-1	1: 0-1	2: 4-2	12: 16-14
Ohio Valley	1: 0-1	1: 4-1	1: 0-1	1: 1-2	1: 0-1	1: 0-1	1: 0-1	1: 0-1	1: 1-1	1: 0-1	10: 6-11
Pac-12	1: 4-0	1: 4-0	1: 4-0	1: 4-0	1: 3-1	2: 6-2	2: 4-2	1: 1-1	1: 1-1	2: 3-2	13: 34-9
Southeastern	1: 1-1	1: 0-2	1: 1-1	1: 1-1	1: 0-2	2: 4-2	2: 1-2	2: 2-2	1: 5-0	2: 2-2	14: 17-15
Southern	1: 0-1	1: 0-1	1: 0-1	1: 0-1	1: 1-2	1: 0-1	1: 2-1	1: 1-1	1: 0-1	1: 0-1	10: 4-11
Southland	0	0	1: 2-1	1: 1-2	0	0	0	0	0	1: 1-1	3: 4-4
Southwest	1: 0-1	1: 0-1	1: 1-2	1: 0-1	1: 0-1	1: 0-1	1: 1-1	1: 0-1	2: 4-2	2: 2-2	12: 8-13
Sun Belt	--	--	--	--	--	--	--	1: 3-2	0	2: 0-2	3: 3-4
West Coast	1: 1-1	1: 1-1	1: 1-1	1: 1-1	1: 1-1	1: 2-1	1: 1-1	1: 0-1	1: 1-1	2: 2-2	11: 11-11
Western Athletic	1: 0-1	1: 1-2	1: 0-1	1: 1-2	1: 2-1	2: 2-2	1: 2-1	2: 1-2	2: 1-2	2: 0-2	14: 10-16
Yankee	0	0	0	0	0	0	1: 1-1	--	--	--	1: 1-1
Independents	9: 18-13	9: 11-10	8: 8-10	8: 9-9	9: 5-10	9: 7-12	9: 8-10	8: 12-7	8: 5-9	9: 11-9	86: 104-99
TOTAL	25: 29-29	25: 29-29	25: 29-29	25: 29-29	25: 29-29	32: 36-36	32: 32-32	32: 32-32	32: 32-32	40: 40-40	293: 317-317

1980-89

Conference	1980	1981	1982	1983	1984	1985	1986	1987	1988	1989	TOTAL
America East	1: 0-1	1: 1-1	1: 1-1	1: 0-1	1: 1-1	1: 0-1	1: 0-1	1: 0-1	1: 0-1	1: 1-1	10: 4-10
American South	--	--	--	--	--	--	--	0	0	1: 1-1	1: 1-1
Atlantic 10	1: 1-1	1: 1-1	2: 1-2	2: 1-2	2: 2-2	1: 1-1	3: 2-3	2: 1-2	2: 5-2	2: 1-2	18: 16-18
Atlantic Coast	5: 6-5	4: 9-4	4: 7-3	4: 11-3	5: 8-5	5: 12-5	6: 13-6	6: 5-6	5: 9-5	6: 12-6	50: 92-48
Atlantic Sun	--	1: 0-1	1: 0-1	1: 0-1	1: 0-1	1: 0-1	1: 1-1	1: 0-1	1: 0-1	1: 0-1	9: 1-9
Big East	3: 3-3	3: 3-3	4: 10-4	5: 6-5	4: 7-3	6: 18-5	4: 4-4	5: 14-5	6: 7-6	5: 11-5	45: 83-43
Big Eight	2: 3-2	3: 5-3	2: 3-2	3: 1-3	2: 1-2	3: 4-3	5: 7-5	4: 5-4	5: 14-4	4: 4-4	33: 47-32
Big Sky	1: 0-1	1: 0-1	1: 1-1	1: 0-1	1: 0-1	1: 0-1	1: 0-1	1: 0-1	1: 0-1	1: 0-1	10: 1-10
Big South	--	--	--	--	--	--	0	0	0	0	0: 0-0
Big Ten	4: 11-5	3: 6-2	4: 3-4	5: 5-5	3: 4-3	6: 4-6	6: 4-6	6: 12-5	5: 7-5	5: 15-4	47: 71-45
Big West	2: 0-2	1: 0-1	1: 1-1	2: 0-2	2: 2-2	1: 1-1	1: 2-1	1: 4-1	3: 1-3	1: 3-1	15: 14-15
Coastal	0	0	0	1: 1-1	1: 2-1	1: 1-1	2: 3-2	1: 0-1	1: 2-1	1: 0-1	8: 9-8
East Coast	1: 0-1	1: 3-1	1: 0-1	1: 1-1	1: 0-1	1: 0-1	1: 0-1	1: 0-1	1: 0-1	1: 0-1	10: 4-10
Horizon	--	--	1: 0-1	1: 0-1	1: 0-1	1: 2-1	1: 0-1	1: 1-1	1: 0-1	2: 1-2	9: 4-9
Ivy	1: 1-1	1: 1-1	1: 0-1	1: 2-1	1: 1-1	1: 0-1	1: 0-1	1: 0-1	1: 0-1	1: 0-1	10: 4-10
Metro	3: 7-2	1: 0-1	2: 4-2	2: 4-2	2: 4-2	2: 4-2	3: 7-2	0	3: 3-3	4: 2-4	22: 35-20
Metro Atlantic	--	--	--	--	1: 0-1	1: 0-1	1: 0-1	1: 0-1	1: 0-1	1: 0-1	6: 0-6
Mid-American	1: 0-1	1: 0-1	1: 0-1	1: 1-1	1: 0-1	2: 0-2	2: 0-2	1: 0-1	1: 0-1	1: 1-1	12: 2-12
Mid-Eastern	--	1: 0-1	1: 0-1	1: 0-1	1: 0-1	1: 0-1	1: 0-1	1: 0-1	1: 0-1	1: 0-1	9: 0-9
Missouri Valley	1: 0-1	2: 3-2	1: 0-1	1: 0-1	2: 1-2	3: 1-3	2: 1-2	2: 0-2	2: 0-2	1: 0-1	17: 6-17
Northeast	--	--	1: 0-1	1: 1-1	1: 0-1	1: 0-1	1: 0-1	1: 0-1	1: 0-1	1: 0-1	8: 1-8
Ohio Valley	1: 0-1	1: 0-1	1: 1-1	1: 0-1	1: 1-1	1: 0-1	1: 0-1	2: 1-2	1: 1-1	1: 1-1	11: 5-11
Pac-12	4: 6-4	3: 0-3	2: 2-2	2: 1-2	2: 2-2	4: 0-4	2: 0-2	2: 1-2	2: 4-2	4: 3-4	27: 19-27

Conference	1980	1981	1982	1983	1984	1985	1986	1987	1988	1989	TOTAL
Southeastern	3: 4-3	4: 4-5	3: 2-3	4: 6-4	4: 3-4	5: 7-5	4: 12-4	6: 8-6	5: 6-5	5: 0-5	43: 52-44
Southern	1: 0-1	1: 0-1	1: 1-1	1: 0-1	1: 0-1	1: 0-1	1: 0-1	1: 0-1	1: 0-1	1: 0-1	10: 1-10
Southland	1: 2-1	1: 1-1	1: 0-1	1: 1-1	1: 1-1	1: 2-1	1: 0-1	1: 0-1	1: 0-1	1: 0-1	10: 7-10
Southwest	2: 2-2	2: 2-2	2: 4-2	2: 5-2	3: 5-3	3: 2-3	1: 0-1	3: 1-3	3: 1-3	2: 2-2	23: 24-23
Southwestern	1: 1-1	1: 0-1	1: 0-1	1: 1-1	1: 1-1	1: 0-1	1: 0-1	1: 0-1	1: 0-1	1: 0-1	10: 3-10
Summit	--	--	--	--	--	--	1: 2-1	1: 1-1	1: 0-1	1: 0-1	4: 3-4
Sun Belt	2: 0-2	2: 3-2	1: 2-1	2: 1-2	2: 1-2	3: 2-3	4: 3-4	2: 1-2	1: 0-1	1: 1-1	20: 14-20
West Coast	1: 0-1	1: 0-1	2: 1-2	1: 0-1	1: 0-1	1: 0-1	1: 0-1	2: 0-2	1: 1-1	2: 0-2	13: 2-13
Western Athletic	1: 0-1	3: 5-3	1: 1-1	1: 2-1	2: 1-2	2: 1-2	2: 0-2	3: 3-3	3: 1-3	2: 2-2	20: 16-20
Independents	5: 1-5	4: 2-4	4: 2-4	2: 0-2	2: 4-2	3: 1-3	2: 2-2	3: 5-3	2: 1-2	2: 2-2	29: 20-29
TOTAL	48: 48-48	48: 48-48	47: 47-52	51: 51-53	52: 52-64	63: 63-64	63: 63-64	63: 63-64	63: 63-64	63: 63-64	569: 561-561

1990-99

Conference	1990	1991	1992	1993	1994	1995	1996	1997	1998	1999	TOTAL
America East	1: 0-1	1: 0-1	1: 0-1	1: 0-1	1: 0-1	1: 0-1	1: 1-1	1: 0-1	1: 0-1	1: 0-1	10: 1-10
American South	0	2: 0-2	--	--	--	--	--	--	--	--	2: 0-2
American West	--	--	--	--	--	0	0	--	--	--	0: 0-0
Atlantic 10	1: 0-1	3: 4-3	3: 2-3	4: 7-4	3: 3-3	2: 3-2	4: 6-4	5: 4-5	5: 3-5	3: 3-3	33: 35-33
Atlantic Coast	5: 14-5	6: 13-5	5: 12-4	6: 14-5	5: 10-5	4: 11-4	6: 6-6	6: 8-6	5: 10-5	3: 7-3	51: 105-48
Atlantic Sun	1: 0-1	1: 0-1	1: 0-1	0	2: 0-2	1: 0-1	1: 0-1	1: 1-1	1: 0-1	1: 0-1	10: 1-10
Big 12	--	--	--	--	--	--	--	5: 7-5	4: 2-4	5: 4-5	14: 13-14
Big East	6: 7-6	7: 11-7	5: 5-5	3: 2-3	6: 8-6	4: 6-4	5: 12-5	4: 5-4	5: 7-5	5: 10-4	50: 73-49
Big Eight	4: 2-4	3: 7-3	6: 5-6	6: 5-6	4: 6-4	5: 8-5	4: 4-4	--	--	--	32: 37-32
Big Sky	1: 0-1	1: 0-1	1: 0-1	1: 0-1	1: 0-1	1: 1-1	1: 0-1	1: 0-1	1: 0-1	1: 1-1	10: 2-10
Big South	0	1: 0-1	1: 0-1	1: 0-1	1: 0-1	0	1: 0-1	1: 0-1	1: 0-1	1: 0-1	8: 0-8
Big Ten	7: 8-7	5: 6-5	5: 14-5	5: 10-5	7: 11-7	6: 1-6	5: 2-5	6: 7-6	5: 7-5	7: 13-7	58: 79-58
Big West	3: 7-2	2: 4-2	1: 2-1	2: 1-2	1: 0-1	1: 0-1	1: 0-1	1: 0-1	1: 0-1	1: 0-1	14: 14-13
Coastal	1: 0-1	1: 1-1	1: 0-1	1: 0-1	1: 0-1	1: 1-1	1: 0-1	1: 0-1	1: 1-1	1: 0-1	10: 3-10
Conference USA	--	--	--	--	--	--	4: 6-4	4: 5-4	3: 3-3	4: 2-4	15: 16-15
East Coast	1: 0-1	1: 0-1	0	--	0	--	--	--	--	--	2: 0-2
Great Midwest	--	--	3: 7-3	3: 3-3	4: 2-4	3: 4-3	--	--	--	--	13: 16-13
Horizon	2: 3-2	1: 1-1	1: 0-1	2: 1-2	0	2: 0-2	2: 0-2	1: 0-1	3: 1-3	1: 1-1	15: 7-15
Ivy	1: 0-1	1: 0-1	1: 0-1	1: 0-1	1: 1-1	1: 0-1	1: 1-1	1: 0-1	1: 1-1	1: 0-1	10: 3-10
Metro	2: 1-2	2: 1-2	4: 2-4	2: 3-2	1: 2-1	3: 1-3	--	--	--	--	14: 10-14
Metro Atlantic	1: 1-1	1: 0-1	1: 0-1	1: 0-1	1: 0-1	2: 1-2	1: 0-1	1: 0-1	1: 0-1	1: 0-1	11: 2-11
Mid-American	1: 2-1	1: 2-1	1: 0-1	1: 0-1	1: 0-1	2: 1-2	1: 1-1	1: 0-1	2: 1-2	2: 2-2	13: 9-13
Mid-Eastern	1: 0-1	0	1: 0-1	1: 0-1	1: 0-1	1: 0-1	1: 0-1	1: 1-1	1: 0-1	1: 0-1	9: 1-9
Missouri Valley	1: 0-1	1: 1-1	1: 0-1	1: 0-1	2: 2-2	2: 2-2	2: 0-2	1: 0-1	1: 1-1	3: 3-3	15: 9-15
Northeast	1: 0-1	1: 0-1	1: 0-1	1: 0-1	1: 0-1	1: 0-1	1: 0-1	1: 0-1	1: 0-1	1: 0-1	10: 0-10
Ohio Valley	1: 0-1	1: 0-1	1: 0-1	1: 0-1	1: 0-1	1: 0-1	1: 0-1	1: 0-1	1: 0-1	1: 0-1	10: 0-10
Pac-12	4: 4-4	4: 3-4	4: 4-4	3: 3-3	4: 4-4	5: 9-4	4: 3-4	5: 13-4	4: 11-4	4: 1-4	41: 55-39
Patriot	--	0	1: 0-1	1: 0-1	1: 0-1	1: 0-1	1: 0-1	1: 0-1	1: 0-1	1: 0-1	8: 0-8
Southeastern	3: 3-3	5: 2-5	4: 6-4	4: 8-4	4: 12-3	5: 11-5	4: 14-3	5: 5-5	5: 7-4	6: 10-6	45: 78-42
Southern	1: 0-1	1: 0-1	1: 1-1	1: 0-1	1: 0-1	1: 0-1	1: 0-1	1: 2-1	1: 0-1	1: 0-1	10: 3-10
Southland	1: 0-1	1: 0-1	1: 0-1	1: 0-1	1: 0-1	1: 0-1	1: 0-1	1: 0-1	1: 0-1	1: 0-1	10: 0-10
Southwest	3: 7-3	2: 4-2	2: 0-2	2: 0-2	1: 1-1	1: 1-1	2: 3-2	--	--	--	13: 16-13
Southwestern	1: 0-1	0	1: 0-1	1: 1-1	1: 0-1	1: 0-1	1: 0-1	1: 0-1	1: 0-1	1: 0-1	9: 1-9
Summit	2: 1-2	2: 0-2	1: 0-1	1: 0-1	1: 1-1	0	1: 0-1	1: 0-1	1: 2-1	1: 0-1	11: 4-11
Sun Belt	2: 0-2	1: 0-1	1: 1-1	2: 2-2	2: 0-2	1: 1-1	1: 0-1	1: 0-1	1: 0-1	1: 0-1	13: 4-13
West Coast	1: 3-1	1: 0-1	1: 0-1	1: 1-1	1: 0-1	2: 0-2	2: 1-2	1: 0-1	1: 0-1	1: 3-1	12: 8-12
Western Athletic	3: 0-3	3: 3-3	2: 2-2	3: 2-3	2: 0-2	2: 1-2	2: 3-2	3: 5-3	4: 6-4	3: 3-3	27: 25-27
Independents	1: 0-1	1: 0-1	0	0	0	0	0	0	0	0	2: 0-2
TOTAL	64: 63-63	64: 63-63	64: 63-63	64: 63-63	64: 63-63	64: 63-63	64: 63-63	64: 63-63	64: 63-63	64: 63-63	640: 630-630

2000-09

Conference	2000	2001	2002	2003	2004	2005	2006	2007	2008	2009	TOTAL
America East	1: 0-1	1: 0-1	1: 0-1	1: 0-1	1: 0-1	1: 1-1	1: 0-1	1: 0-1	1: 0-1	1: 0-1	10: 1-10
Atlantic 10	3: 1-3	3: 4-3	1: 1-1	3: 1-3	4: 6-4	1: 0-1	2: 1-2	2: 1-2	3: 3-3	3: 3-3	25: 21-25
Atlantic Coast	3: 7-3	6: 11-5	4: 10-3	4: 5-4	6: 14-6	5: 12-4	4: 6-4	7: 7-7	4: 6-4	7: 9-6	50: 87-46
Atlantic Sun	1: 0-1	1: 1-1	1: 0-1	1: 0-1	1: 0-1	1: 0-1	1: 0-1	1: 0-1	1: 0-1	1: 0-1	10: 1-10
Big 12	6: 9-6	6: 3-6	6: 13-6	6: 14-6	4: 10-4	6: 6-6	4: 4-4	4: 6-4	6: 12-5	6: 11-6	54: 88-53

Conference	2010	2011	2012	2013	2014	2015	2016	2017	2018	2019	TOTAL
Western Athletic	2: 0-2	1: 0-1	1: 0-1	1: 0-1	1: 0-1	1: 0-1	1: 0-1	1: 0-1	1: 0-1	1: 0-1	11: 0-11
Independents	0	0	0	0	0	0	0	0	0	0	0: 0-0
TOTAL	65: 64-64	68: 67-67	68: 67-67	68: 67-67	68: 67-67	68: 67-67	68: 67-67	68: 67-67	68: 67-67	68: 67-67	677: 667-667

2020-24

Conference	^2020	2021*	2022	2023	2024	TOTAL
America East	0: 0-0	1: 0-1	1: 0-1	1: 0-1	1: 0-1	4: 0-4
American Athletic	0: 0-0	2: 4-2	2: 4-2	2: 2-2	2: 0-2	8: 10-8
Atlantic 10	0: 0-0	2: 0-1	2: 1-2	1: 0-1	2: 2-2	7: 3-6
Atlantic Coast	0: 0-0	7: 4-7	5: 14-5	5: 7-5	5: 12-5	22: 37-22
Atlantic Sun	0: 0-0	1: 0-1	1: 0-1	1: 0-1	1: 0-1	4: 0-4
Big 12	0: 0-0	7: 11-6	6: 13-5	7: 9-7	8: 7-8	28: 40-26
Big East	0: 0-0	4: 4-4	6: 7-6	5: 12-4	3: 10-2	18: 33-16
Big Sky	0: 0-0	1: 0-1	1: 0-1	1: 0-1	1: 0-1	4: 0-4
Big South	0: 0-0	1: 0-1	1: 0-1	1: 0-1	1: 0-1	4: 0-4
Big Ten	0: 0-0	9: 8-9	9: 9-9	8: 6-8	6: 10-6	32: 33-32
Big West	0: 0-0	1: 0-1	1: 0-1	1: 0-1	1: 0-1	4: 0-4
Coastal	0: 0-0	1: 0-1	1: 0-1	1: 0-1	1: 0-1	4: 0-4
Conference USA	0: 0-0	1: 1-1	1: 0-1	1: 4-1	1: 0-1	4: 5-4
Horizon	0: 0-0	1: 0-1	1: 1-1	1: 0-1	1: 1-1	4: 2-4
Ivy	0: 0-0	0: 0-0	1: 0-1	1: 2-1	1: 1-1	3: 3-3
Metro Atlantic	0: 0-0	1: 0-1	1: 3-1	1: 0-1	1: 0-1	4: 3-4
Mid-American	0: 0-0	1: 1-1	1: 0-1	1: 0-1	1: 0-1	4: 1-4
Mid-Eastern	0: 0-0	1: 1-1	1: 0-1	1: 0-1	1: 0-1	4: 1-4
Missouri Valley	0: 0-0	2: 3-2	1: 0-1	1: 0-1	1: 0-1	5: 3-5
Mountain West	0: 0-0	2: 0-2	4: 0-4	4: 5-4	6: 4-6	16: 9-16
Northeast	0: 0-0	1: 0-1	1: 0-1	1: 2-1	1: 1-1	4: 3-4
Ohio Valley	0: 0-0	1: 0-1	1: 1-1	1: 0-1	1: 0-1	4: 1-4
Pac-12	0: 0-0	5: 13-5	3: 4-3	4: 3-4	4: 6-4	16: 26-16
Patriot	0: 0-0	1: 0-1	1: 0-1	1: 0-1	1: 0-1	4: 0-4
Southeastern	0: 0-0	6: 7-6	6: 5-6	8: 9-8	8: 8-8	28: 29-28
Southern	0: 0-0	1: 0-1	1: 0-1	1: 1-1	1: 0-1	4: 1-4
Southland	0: 0-0	1: 1-1	1: 0-1	1: 1-1	1: 0-1	4: 2-4
Southwestern	0: 0-0	1: 1-1	1: 1-1	1: 0-1	1: 1-1	4: 3-4
Summit	0: 0-0	1: 2-1	1: 0-1	1: 0-1	1: 0-1	4: 2-4
Sun Belt	0: 0-0	1: 0-1	1: 0-1	1: 0-1	1: 1-1	4: 1-4
West Coast	0: 0-0	2: 5-2	3: 3-3	2: 4-2	2: 2-2	9: 14-9
Western Athletic	0: 0-0	1: 0-1	1: 1-1	1: 0-1	1: 1-1	4: 2-4
Independents	0: 0-0	0: 0-0	0: 0-0	0: 0-0	0: 0-0	0: 0-0
TOTAL	0: 0-0	68: 66-66	68: 67-67	68: 67-67	68: 67-67	272: 267-267

*^2020 championship canceled due to COVID-19 pandemic. *The Ivy League did not compete in the 2020-21 season and the 2021 first round match-up between 7 seed Oregon and 10 seed VCU was considered a no contest due to COVID-19 protocols.*

ALL-TIME TOTALS

NOTE: This chart is based on on-the-court records that are not affected by later action such as vacating.

Conference	ALL-TIME
America East	44: 9-44
American Athletic	27: 27-26
Atlantic 10	121: 104-120
Atlantic Coast	267: 487-255
Atlantic Sun	43: 8-43
Big 12	160: 218-157
Big East	242: 365-231
Big Sky	56: 11-58
Big South	32: 4-32
Big Ten	300: 457-294
Big West	65: 44-65
Coastal	46: 27-46
Conference USA	60: 60-60
Horizon	51: 33-51
Ivy	77: 46-86
Metro Atlantic	42: 10-42
Mid-American	76: 33-80
Mid-Eastern	42: 7-42
Missouri Valley	108: 107-112
Mountain West	65: 31-65
Northeast	42: 8-42
Ohio Valley	71: 27-75
Pac-12	217: 309-212
Patriot	32: 4-32
Southeastern	254: 355-250
Southern	77: 33-81
Southland	48: 18-49
Southwestern	43: 9-43
Summit	39: 12-39
Sun Belt	62: 28-63
West Coast	96: 99-96
Western Athletic	100: 67-106
Independents	285: 315-330
Defunct Conferences	343: 330-376

TOURNAMENT FIELD BY STATE

MOST SCHOOLS FROM ONE STATE IN ONE TOURNAMENT

- 7 California, 2002 (California, UC Santa Barbara, Pepperdine, San Diego St., Southern California, Stanford, UCLA)
- 7 Texas, 2010 (Baylor, Houston, North Texas, Sam Houston, Texas, Texas A&M, UTEP)
- 7 Texas, 2021 (Abilene Christian, Baylor, Houston, North Texas, Texas, Texas Southern, Texas Tech)
- 7 Texas, 2023 (A&M-Corpus Christi, Baylor, Houston, TCU, Texas, Texas A&M, Texas Southern)
- 6 California, 1997 (California, Pacific, Southern California, St. Mary's, Stanford, UCLA)
- 6 California, 2001 (California, Cal St. Northridge, Fresno St., Southern California, Stanford, UCLA)
- 6 California, 2008 (Cal St. Fullerton, San Diego, Southern California, St. Mary's, Stanford, UCLA)
- 6 California, 2022 (Cal St. Fullerton, San Diego St., San Francisco, Southern California, St. Mary's, UCLA)
- 6 Indiana, 2000 (Ball St., Butler, Indiana, Indiana St., Purdue, Valparaiso)
- 6 North Carolina, 2002 (Charlotte, Davidson, Duke, North Carolina St., UNCW, Wake Forest)
- 6 North Carolina, 2018 (Davidson, Duke, N.C. Central, NC State, North Carolina, UNCG)
- 6 Texas, 2018 (SFA, TCU, Texas, Texas A&M, Texas Southern, Texas Tech)
- 6 Texas, 2022 (A&M-Corpus Christi, Houston, TCU, Texas, Texas Southern, Texas Tech)
- 6 Texas, 2024 (Baylor, Houston, TCU, Texas, Texas A&M, Texas Tech)
- 5 California, 1979 (Pacific, Pepperdine, San Francisco, Southern California, UCLA)
- 5 California, 1996 (California, San Jose St., Santa Clara, Stanford, UCLA)
- 5 California, 2013 (California, Pacific, San Diego St., Saint Mary's, UCLA)
- 5 California, 2023 (Saint Mary's, San Diego St., Southern California, UC Santa Barbara, UCLA)
- 5 Indiana, 2003 (Butler, Indiana, IUPUI, Notre Dame, Purdue)
- 5 Indiana, 2015 (Butler, Indiana, Notre Dame, Purdue, Valparaiso)
- 5 Louisiana, 1993 (La.-Monroe, LSU, New Orleans, Southern U., Tulane)
- 5 Michigan, 1998 (Detroit Mercy, Eastern Mich., Michigan, Michigan St., Western Mich.)
- 5 New York, 2000 (Hofstra, Iona, St. Bonaventure, St. John's, Syracuse)
- 5 New York, 2018 (Buffalo, Iona, LIU, St. Bonaventure, Syracuse)
- 5 New York, 2019 (Buffalo, Colgate, Iona, St. John's [NY], Syracuse)
- 5 North Carolina, 1986 (Davidson, Duke, North Carolina, N.C. A&T, North Carolina St.)
- 5 North Carolina, 1988 (Charlotte, Duke, North Carolina, N.C. A&T, North Carolina St.)
- 5 North Carolina, 1992 (Campbell, Charlotte, Duke, North Carolina, Wake Forest)
- 5 North Carolina, 1996 (Duke, North Carolina, UNC Greensboro, Wake Forest, Western Caro.)
- 5 North Carolina, 2001 (Charlotte, Duke, North Carolina, UNC Greensboro, Wake Forest)
- 5 North Carolina, 2003 (Duke, UNC Asheville, UNCW, North Carolina St., Wake Forest)
- 5 North Carolina, 2004 (Charlotte, Duke, North Carolina, North Carolina St., Wake Forest)
- 5 North Carolina, 2005 (Charlotte, Duke, North Carolina, North Carolina St., Wake Forest)
- 5 North Carolina, 2006 (Davidson, Duke, North Carolina, UNCW, North Carolina St.)
- 5 North Carolina, 2012 (Davidson, Duke, North Carolina, UNC Asheville, North Carolina St.)
- 5 North Carolina, 2013 (Davidson, Duke, North Carolina, N.C. A&T, North Carolina St.)
- 5 North Carolina, 2017 (Duke, North Carolina, N.C. Central, UNCW, Wake Forest)
- 5 Ohio, 2009 (Akron, Cleveland St., Dayton, Ohio St., Xavier)
- 5 Pennsylvania, 1982 (Penn, Pittsburgh, Robert Morris, Saint Joseph's, Villanova)
- 5 Pennsylvania, 1988 (La Salle, Lehigh, Pittsburgh, Temple, Villanova)
- 5 Pennsylvania, 1991 (Penn St., Pittsburgh, Saint Francis, Temple, Villanova)
- 5 Pennsylvania, 2010 (Lehigh, Pittsburgh, Robert Morris, Temple, Villanova)
- 5 Pennsylvania, 2011 (Bucknell, Penn St., Pittsburgh, Temple, Villanova)
- 5 Pennsylvania, 2013 (Bucknell, La Salle, Pittsburgh, Temple, Villanova)
- 5 Tennessee, 1989 (East Tenn. St., Memphis, Middle Tenn., Tennessee, Vanderbilt)
- 5 Tennessee, 2008 (Austin Peay, Belmont, Memphis, Tennessee, Vanderbilt)
- 5 Texas, 1988 (Baylor, North Texas, SMU, UTEP, UTSA)
- 5 Texas, 2007 (North Texas, Texas, Texas A&M, A&M-Corpus Christi, Texas Tech)
- 5 Texas, 2015 (Baylor, SMU, SFA, Texas, Texas Southern)
- 5 Texas, 2016 (Baylor, SFA, Texas, Texas A&M, Texas Tech)
- 5 Texas, 2019 (Abilene Christian, Baylor, Houston, Prairie View, Texas Tech)
- 5 Virginia, 2011 (George Mason, Hampton, Old Dominion, Richmond, VCU)
- 5 Virginia, 2021 (Liberty, Norfolk St., VCU, Virginia, Virginia Tech)

MOST SCHOOLS FROM ONE STATE ALL-TIME

24	Texas
23	California
21	New York
16	North Carolina
15	Pennsylvania
13	Louisiana
13	Virginia
12	Ohio
11	Florida
11	Tennessee
10	Alabama
10	Illinois
9	Indiana
9	Massachusetts
9	South Carolina
8	Maryland
8	Michigan
7	Kentucky
7	New Jersey
6	Georgia
6	Mississippi
5	Connecticut
5	District of Columbia
5	Oklahoma
5	Utah
5	Washington
4	Arizona
4	Arkansas
4	Colorado
4	Iowa
4	Kansas
4	Missouri
4	Oregon
4	Rhode Island
4	Wisconsin
3	Idaho
2	Delaware
2	Montana
2	Nebraska
2	Nevada
2	New Mexico
2	North Dakota
2	West Virginia
1	Hawaii
1	Minnesota
1	New Hampshire
1	South Dakota
1	Vermont
1	Wyoming

TELEVISED COLLEGE BASKETBALL GAMES

HIGHEST-RATED

	Date	Game	Round	Network	Rating/Share	Homes
1.	3/26/1979	Michigan St. vs. Indiana St.	CH	NBC	24.1/38	17,950,000
2.	4/1/1985	Georgetown vs. Villanova	CH	CBS	23.3/33	19,780,000
3.	4/6/1992	Duke vs. Michigan	CH	CBS	22.7/35	20,910,000
4.	4/4/1983	North Carolina St. vs. Houston	CH	CBS	22.3/32	18,580,000
5.	4/5/1993	North Carolina vs. Michigan	CH	CBS	22.2/34	20,670,000
6.	4/4/1994	Arkansas vs. Duke	CH	CBS	21.6/33	20,350,000
6.	3/29/1982	North Carolina vs. Georgetown	CH	CBS	21.6/31	17,600,000
8.	4/3/1989	Michigan vs. Seton Hall	CH	CBS	21.3/33	19,260,000
8.	3/31/1975	UCLA vs. Kentucky	CH	NBC	21.3/33	14,590,000
10.	3/31/1986	Louisville vs. Duke	CH	CBS	20.7/31	17,780,000
10.	3/30/1981	Indiana vs. North Carolina	CH	NBC	20.7/29	16,100,000
12.	3/26/1973	UCLA vs. Memphis	CH	NBC	20.5/32	13,280,000
13.	3/29/1976	Indiana vs. Michigan	CH	NBC	20.4/31	14,200,000
14.	4/2/1990	UNLV vs. Duke	CH	CBS	20.0/31	18,420,000
15.	3/27/1978	Kentucky vs. Duke	CH	NBC	19.9/31	14,510,000
15.	3/25/1974	North Carolina St. vs. Marquette	CH	NBC	19.9/30	13,170,000
17.	3/24/1980	Louisville vs. UCLA	CH	NBC	19.8/30	15,110,000
18.	4/2/1984	Georgetown vs. Houston	CH	CBS	19.7/29	16,510,000
19.	3/30/1987	Syracuse vs. Indiana	CH	CBS	19.6/28	17,130,000
20.	4/1/1991	Duke vs. Kansas	CH	CBS	19.4/30	18,060,000
21.	4/3/1995	UCLA vs. Arkansas	CH	CBS	19.3/30	18,410,000
21.	3/28/1977	Marquette vs. North Carolina	CH	NBC	19.3/29	13,740,000
23.	3/31/1997	Arizona vs. Kentucky	CH	CBS	18.9/31	18,290,000
24.	4/4/1988	Kansas vs. Oklahoma	CH	CBS	18.8/30	16,660,000
25.	4/1/1996	Kentucky vs. Syracuse	CH	CBS	18.3/29	17,540,000

CH, national championship game; NSF, national semifinal game.



Photo by Rich Clarkson

NC State's Lorenzo Charles (43) jams the ball in the hoop to end the 1983 national championship in Albuquerque, New Mexico. NC State defeated Houston 54-52 to win the title. The game ranks as the fourth highest rated game in tournament history.

TOURNAMENT FACTS

GAME MILESTONES

- 1** Villanova defeated Brown, 42-30, March 17, 1939, in Philadelphia. In the second game of the doubleheader, Ohio State defeated Wake Forest, 64-52.
- 50** Dartmouth defeated Ohio State, 60-53, in the Eastern regional final March 28, 1944, in New York.
- 100** Illinois defeated Oregon State, 57-53, in the national third-place game in March 1949 in Seattle U..
- 200** Bradley defeated Southern California, 74-72, in the national semifinal game March 19, 1954, in Kansas City, Missouri.
- 300** Temple defeated Maryland, 71-67, in the fifth of eight regional semifinal games March 14, 1958. The East region game took place in Charlotte, North Carolina.
- 400** Wake Forest defeated Yale, 92-82 in overtime, in the first game of the 1962 tournament. The East region game took place in Philadelphia and was the first of seven first-round games played March 12.
- 500** Providence defeated Saint Joseph's, 81-73 in overtime, in an East region semifinal game in College Park, Maryland, March 12, 1965. The game was the fifth of eight regional semifinal games that day.
- 600** New Mexico State defeated BYU, 74-62, March 8, 1969, in Las Cruces, New Mexico. The West region game was the seventh of nine first-round games played that day.
- 700** Louisiana-Lafayette defeated Texas, 100-70, in Ames, Iowa, in a regional third-place game March 1, 1972. The Midwest region game was the third of four regional third-place games played that day, along with four regional finals.
- 800** Kentucky defeated Syracuse, 95-79, in the national semifinal game March 29, 1975, played in San Diego.
- 900** St. John's (New York) defeated Temple, 75-70, March 9 in the first game of the 1979 tournament. The East region game took place in Raleigh, North Carolina.
- 1,000** Villanova defeated Houston, 90-72, March 13, 1981, in Charlotte, North Carolina. The East region game was the fifth of eight first-round games played that day.
- 1,100** Iowa defeated Utah State, 64-59, March 18, 1983, in Louisville, Kentucky. The Midwest region game was the sixth of eight first-round games played that day.
- 1,200** Illinois State defeated Southern California, 58-55, March 14, 1985, in Tulsa, Oklahoma. The Midwest region game was the 15th of 16 first-round games played that day.
- 1,300** Louisville defeated North Carolina, 94-79, March 20, 1986, in Houston. The West region semifinal game was the fourth of four games played that day.
- 1,400** Maryland defeated UC Santa Barbara, 92-82, March 18, 1988, in Cincinnati. The Southeast region game was the 10th of 16 first-round games played that day.
- 1,500** Michigan defeated Seton Hall, 80-79 in overtime, for the national championship April 3, 1989, in Seattle U.. It was the first time in tournament history that a first-year head coach, Steve Fisher, won the national title.
- 1,600** Temple defeated Richmond, 77-64, March 16, 1991, in East Rutherford, New Jersey. The East region game was the fifth of eight second-round games played that day.
- 1,700** In one of the biggest upsets in tournament history, Santa Clara defeated Arizona, 64-61, March 18, 1993, in Salt Lake City. The West region game was the 11th of 16 first-round games played that day. It was the second time in tournament history that a No. 15 seed defeated a No. 2 seed.
- 1,800** In the game to decide the final team to make the 1994 "Sweet 16," Louisville defeated Minnesota, 60-55, March 20 in Sacramento, California. The West region game was the final game of the second round and the fourth game in the tournament played that day.
- 1,900** Iowa State defeated California, 74-64, March 14, 1996, in Dallas. The Midwest region game was the 12th of 16 first-round games played that day.
- 2,000** In the game to decide the final team to make the 1997 Final Four, Arizona defeated Providence, 96-92 in overtime, March 23 in Birmingham, Alabama. The Southeast regional final was the second and final game played in the tournament that day. Arizona went on to win its first national championship in basketball.
- 2,100** In the first game of the 1999 second round, St. John's (New York) defeated Indiana, 86-61, March 13 in the South region in Orlando, Florida.
- 2,200** In the seventh game of the 2001 first round, Final Four-bound Maryland got by George Mason, 83-80, March 15 in the West region in Boise, Idaho.
- 2,300** In the 11th game of the 2002 second round, Illinois defeated Creighton, 72-60, March 17 in Chicago.
- 2,400** In the 14th game of the 2004 first round, Air Force, making its first tournament appearance since 1962, fell to North Carolina, 63-52, March 18 in Denver.
- 2,500** In the second of four games played March 24, of the 2005 regional semifinals, top-ranked and No. 1-seed Illinois defeated Milwaukee, 77-63, in Chicago.
- 2,600** In the sixth of 16 first-round games March 16, 2007, tournament newcomer and 15th-seed Texas A&M-Corpus Christi gave No. 2-seed Wisconsin a scare. The Islanders jumped out to a 25-7 lead and led by eight at halftime. But it was all Badgers in the second half as they came back for the 76-63 win in Chicago.
- 2,700** In the last 2008 regional final, Memphis completed the No. 1-seed sweep by defeating No. 2-seed Texas, 85-67, March 30 in Houston. It was the first time all four No. 1 seeds advanced to the Final Four.
- 2,800** In the 14th game played of the first round March 19, 2010, No. 2-seed Ohio State handled UC Santa Barbara, 68-51. The Midwest region game was played in Milwaukee.
- 2,900** In the 2011 championship game played in Houston April 4, No. 3-seed UConn won, 53-41, over Butler, which was making its second straight appearance in the title game.
- 3,000** In the 13th game of 16 Friday second-round games March 22, 2013, No. 7-seed San Diego State defeated No. 10-seed Oklahoma, 70-55, in a South region game in Philadelphia.
- 3,100** The second game of the 2014 Final Four saw No. 8-seed Kentucky upset No. 2-seed Wisconsin 74-73 to earn a spot in the title game.
- 3,200** In what was the lowest scoring game of the 2016 tournament, No. 7-seed Wisconsin defeated No. 10-seed Pittsburgh in the 13th out of 16 Friday first-round games.
- 3,300** The second game of the 2017 Final Four saw North Carolina hold off Oregon 77-76. Despite missing four consecutive free throws late in the game, the Tar Heels grabbed two offensive rebounds off those misses to advance to the national championship.
- 3,400** In the 13th game out of 16 Friday first-round games of the 2019 tournament, No. 1-seed North Carolina kicked off their road to the Sweet 16 with an 88-73 win over No. 16-seed Iona.
- 3,500** The second game of the 2021 Final Four ended in thrilling fashion as Gonzaga beat UCLA 93-90 in overtime. Jalen Suggs launched a three-point shot just past mid-court that went off the glass to beat the buzzer.
- 3,600** Nijel Pack scored 21 points, including the go-ahead jumper and clutch free throws in the final minute, to rally Miami (Fla.) to a 63-56 win over Drake, beginning the Hurricanes' run to their first-ever Final Four.
- 3,700** DJ Burns and DJ Horne combined for 49 points, leading 11th-seeded NC State to a 76-64 upset of fourth-seeded Duke and a spot in the Final Four. After dropping its last four games of the regular season to fall to 17-14, NC State was not considered a tournament team. But the Wolfpack won five games in five days at the ACC Tournament, and then won four more to advance to the Final Four for the first time since the magical 1983 season

TOURNAMENT HISTORY

- 1939** The first national collegiate men's basketball tournament was held. For the first 12 years, district playoffs often were held with the winner entering an eight-team field for the championship. The district games were not considered a part of the tournament. The winners of the East and West regionals were the only two teams to advance to the final site.
- 1940** The National Association of Basketball Coaches held its annual convention at the site of the national finals for the first time. It has been held there ever since.
- 1946** The championship game was televised locally for the first time in New York City by CBS-TV as Oklahoma State defeated North Carolina, 43-40. The initial viewing audience was estimated to be 500,000.

- This was the first time four teams advanced to the final site. With only East and West regionals, the two regional champions played for the national title while the regional runner-ups played for third place.
- 1951** The field was expanded to 16 teams, with 10 conference champions qualifying automatically for the first time. Those 10 conferences were: Big Seven, Big Ten, Border, Eastern (Ivy), Missouri Valley, Pacific Coast, Skyline, Southeastern, Southern and Southwest.
- 1952** Tournament games were televised regionally for the first time.
The number of regional sites changed from two to four, with the four winners advancing to the finals.
- 1953** The bracket expanded from 16 teams to 22 and fluctuated between 22 and 25 teams until 1974.
- 1954** The Tuesday-Wednesday format for semifinals and final game was changed to Friday-Saturday.
The championship game was televised nationally for the first time as LaSalle defeated Bradley, 94-76, in Kansas City.
- 1957** The largest media group to that point in the tournament's history was assembled for the finals in Kansas City. Coverage included an 11-station television network, 64 newspaper writers and live radio broadcasts on 73 stations in 11 states.
- 1963** A contract to run through 1968 was signed with "Sports Network" for the championship game to be televised nationally. Television rights totaled \$140,000.
- 1966** Net income for the entire tournament exceeded \$500,000 for the first time.
A television-blackout provision requiring a 48-hour advance sellout was adopted.
- 1969** The Friday-Saturday format for semifinals and final game changed to Thursday-Saturday.
NBC was selected to televise the championship as television rights totaled \$547,500, exceeding \$500,000 for the first time. The tournament's net income of \$1,032,915 was the first time above the million-dollar mark.
- 1971** NBC recorded the largest audience ever for a basketball network telecast during the semifinals as 9,320,000 households viewed the game.
- 1973** The Thursday-Saturday format for semifinals and final game changed to Saturday-Monday.
Television rights totaled \$1,165,755, exceeding \$1,000,000 for the first time. NBC reported that the championship game was the highest-rated basketball telecast of all time. The contest received a rating of 20.5 and was seen by 13,580,000 television households reaching a total audience of 39 million persons. For the first time, the championship game was televised in prime time.
TVS, with the approval of NBC, agreed to televise those games not carried by NBC for a two-year period at the rights fee of \$65,000 per year.
First-round byes were determined on the basis of an evaluation of the conference's won-lost record over the past 10 years in National Collegiate Championship play.
The first public random drawing to fill oversubscribed orders for Final Four game tickets was administered by the committee for the 1974 championship.

- 1974** The bracket rotation was changed for the first time, eliminating East vs. West bracketing in effect since 1939. East played West and Mideast played Midwest in national semifinals.
The Eastern Collegiate Athletic Conference was divided to receive multiple automatic qualification berths in the tournament.
- 1975** A 32-team bracket was adopted. For the first time, teams other than the conference champions could be chosen at-large. No conference could be represented by more than two teams. Sixteen teams qualified as conference champions, four others as champions from the four regional tournaments which were conducted by the ECAC, and the committee selected the other 12 at-large.
Dressing rooms were opened to the media after a 10-minute "cooling off" period.
The term "Final Four" first appeared in an NCAA publication, the 1975 Official Collegiate Basketball Guide. On Page No. 5 in the National Preview-Review section written by Ed Chay of the Cleveland Plain Dealer, Clay wrote, "Outspoken Al McGuire of Marquette, whose team was one of the final four in Greensboro, was among several coaches who said it was good for college basketball that UCLA was finally beaten."
- 1976** The rights for the NCAA Radio Network were awarded to Host Communications, Inc., of Lexington, Kentucky.
Regional third-place games were eliminated.
For the first time, two teams from the same conference (Big Ten) played in the national championship game with Indiana defeating Michigan.
- 1977** NBC televised 23 hours and 18 minutes of tournament programming.
- 1978** A seeding process was used for the first time for individual teams. A maximum of four automatic qualifying conference teams were seeded in each of the four regional brackets. These teams were seeded based on their respective conferences' won-lost percentages in tournament play during the past five years. At-large seeding in each region was based on current won-lost records, strength of schedule and eligibility status of student-athletes for postseason competition.
NBC televised the four regional championship games and a first round doubleheader on Saturday and Sunday. NCAA Productions televised all regional semifinal games and all other tournament games.
Complimentary tickets for all NCAA championships were eliminated.
- 1979** The bracket was expanded to 40 teams. For the first time, all teams were seeded. The 16 conferences with the best won-lost records over the previous five years of championship play received byes into the second round. Eight additional byes were available to independents, second conference teams and champions of other conferences.
NBC received a record one-game rating with a 24.1 in Michigan State's national championship victory over Indiana State. The 38 share also is a record. There were 18 million households viewing, which ranks third.
Committee assigned three-man officiating crews for all tournament games.
- 1980** The bracket was expanded to 48 teams, which included 24 automatic qualifiers and 24 at-large teams. The top 16 seeds received byes to the second round. The committee eliminated restrictions on the number of at-large teams selected from one conference.
The committee's primary objective in the bracketing process became to provide equal balance in the four geographical regions, and the committee began to assign teams to any of the four regions in order to achieve balance while, when feasible, attempting to keep teams in their areas of natural interest.
- 1981** Principles for the seeding and placement of teams were implemented to develop a balanced tournament bracket. They included establishing 12 levels that transcended each of the four regions, dividing each region into three sections with four levels each, placing only one conference team in each regional, not assigning teams from a conference to meet before the regional championship and placing teams in their geographic area or on their home court if the first three principles were not compromised.
A computer ranking system, the Ratings Percentage Index, was used as an aid in evaluating teams in the preparation for making at-large selections.
It became policy that "no more than 50 percent of the tournament berths shall be filled by automatic qualifiers."
Virginia defeated Louisiana State in the last third-place game conducted at the Final Four.
For the first time, the NCAA registered a trademark for the term "Final Four," with a stated first use of 1978.
- 1982** The NCAA and CBS began a three-year television agreement for 16 exposures in the 1982, 1983 and 1984 tournaments.



Photo by Rich Clarkson

Houston's Akeem Olajuwon (34) and Louisville's Rodney McCray (22) battle for the ball during the 1983 national semifinal in Albuquerque, New Mexico. Olajuwon was named Most Outstanding Player of the tournament. Houston defeated Louisville 80-68 in overtime.

- The "selection show" was shown on live national television for the first time.
- North Carolina's national championship win against Georgetown received a 21.6 rating and was the 11th-ranked prime time program for that week. CBS also achieved second-round record ratings with an 11.8 rating and 27 share on Saturday, and an 11.3 rating and 28 share on Sunday.
- Host Communications and the CBS Radio Network co-produced the NCAA Radio Network.
- 1983** An opening round was added that required the representatives of eight automatic qualifying conferences to compete for four positions in the 52-team tournament bracket. This concept permitted the committee to retain a 48-team bracket evenly balanced with 24 automatic qualifiers and at-large selections, yet award automatic qualification to each of the 28 conferences that received it the year before. The 16 top-seeded teams received byes to the second round of the tournament.
- A scheduling format was established so the tournament would begin the third weekend in March, regional championships on the fourth Saturday and Sunday, and the national semifinals and championship the following Saturday and Monday.
- North Carolina State's national championship victory over Houston attracted a then-record 18.6 million households to the CBS telecast. The game had a 22.3 rating (third best) and a 32 share. It was the fifth-ranked prime time television program for that week.
- A national semifinal record also was set in Houston's victory over Louisville. The game had a 17.8 rating and 33 share, and it was viewed by 14,800,000 households on CBS.
- It was determined that the Final Four competition venue must have a minimum of 17,000 seats.
- 1984** One additional opening round game was established, requiring 10 automatic qualifying conferences to compete for five positions in the 53-team bracket that included 24 automatic qualifiers and 24 at-large selections.
- For the first time, awards were presented to all teams participating in the championship.
- 1985** The tournament bracket was expanded to include 64 teams, which eliminated all first-round byes.
- The committee realigned each region and renamed the Midwest region the Southeast region. Specifically, the Southern Conference and MEAC were moved from the East to the Southeast region; the Big Ten, Mid-American and SWAC moved from the Southeast to the Midwest; the Metro and Trans America were moved from the Midwest to the Southeast and the Southland and SWC were moved from the Midwest to the West region.
- The number of automatic qualifiers was capped at 30 for a five-year period (1986-90).
- CBS had a record 19.8 million homes view Villanova's national championship victory over Georgetown. This game attracted a 23.2 rating (second best) and a 33 share. The game was the second-rated prime time program on television for that week.
- The East regional championship game (Georgetown defeated Georgia Tech) set television records for that level of tournament competition with a 12.6 rating, a 32 share and 10.7 million homes tuned to CBS.
- The NCAA Radio Network reached an all-time high radio audience for any sports event when the Villanova-Georgetown game attracted 21 million listeners.
- CBS began a second three-year contract that included 19 exposures in the 1985, 1986 and 1987 tournaments; the agreement was signed November 21, 1983.
- 1986** CBS televised 40 hours, 51 minutes of tournament programming.
- The NCAA Radio network included a record 426 stations, including 92 of the top 100 markets.
- The bracketing policy was changed so two teams from the same conference could not compete against each other prior to the regional semifinals.
- The committee determined that regional competition would be played at neutral sites; if an institution serving as a regional host was selected to the tournament field, it would be bracketed in another region.
- Three separate three-man officiating crews were assigned to the two national semifinals and championship games.
- For the 1986 event in Dallas, the NCAA conducted its first random, computerized drawing for the general public's allotment of Final Four tickets.
- 1987** The National Association of Basketball Coaches reaffirmed its endorsement of the policy that permits an institution to participate on its home court in the first and second rounds of competition.
- Policy was changed to prohibit teams from the same conference from competing against each other prior to regional championship game.
- All 64 teams selected for the championship were subject to drug testing.
- 1988** Initiating an agreement that was reached December 6, 1986, CBS began a third three-year contract. All regional semifinal games were televised in prime time.
- Separate three-man officiating crews were assigned to all competition at regional and national championship sites.
- The NCAA celebrated the 50th anniversary of the Division I Men's Basketball Championship; the score in the Oklahoma-Kansas championship game was tied, 50-50, at halftime.
- 1989** NCAA Executive Committee expanded a moratorium enacted in 1984 limiting the bracket to 30 automatic qualification conference champions and 34 at-large teams through the 1998 championship. (August 1988)
- NCAA Executive Regulation 1-6-(b)-1 was amended to strengthen criteria governing automatic qualification for conferences. (August 1988)
- A new bracket-rotation cycle was established. East vs. West, Midwest vs. Southeast in 1989; East vs. Midwest, Southeast vs. West in 1990; East vs. Southeast, West vs. Midwest in 1991.
- It was agreed that neutral courts would be used in all rounds of the championship.
- After determining that three of the next four Final Four host facilities should have a minimum capacity of 30,000, the committee selected Charlotte, Seattle, The Meadowlands and Indianapolis to host in 1994, 1995, 1996 and 1997.
- 1990** Each person entering the general public random computerized ticket drawing was limited to purchasing two Final Four tickets.
- The basketball committee defined "home court" as an arena in which a team has played no more than 50 percent of its regular-season schedule, excluding conference tournament games.
- The NCAA Executive Committee approved the "play-in" concept to identify the 30 automatic qualifying conferences in December, 1989. The Ratings Percentage Index (RPI) was computed for the nonconference schedules of all eligible conferences, with those with the lowest ranking competing for the available automatic-qualifying positions. The "play-in" was implemented in 1991 with 33 eligible conferences. Six conference representatives played for three automatic-qualifying berths in the 64-team bracket.
- 1991** CBS Sports began a new seven-year contract for \$1 billion, which included live coverage of all sessions of the championship through 1997. The agreement was signed November 22, 1989.
- The NCAA began a new system for distributing championship revenue to the membership. The system was based upon sports sponsorship, grants-in-aid, and basketball performance, and also included funding for academic enhancement and special assistance to student-athletes. The basketball fund was based each conference's performance over a rolling six-year period.
- The definition of "home court" was amended to be a facility in which a team plays more than three games during the regular season, excluding conference tournaments.
- 1992** Duke University won its second consecutive national championship, becoming the first team to defend its title since UCLA in 1973.
- 1993** The minimum facility seating capacity for first and second rounds and regionals was established at 12,000.
- The basketball committee selected San Antonio, St. Petersburg, Indianapolis, Minneapolis and Atlanta to host the Final Four in 1998 thru 2002.
- 1994** President Bill Clinton became the first sitting president to attend the tournament, when he was present at the Midwest Regional championship game in Dallas and the national semifinals and final in Charlotte.
- The use of combined shot clocks/game clocks was required at all sites.
- The committee agreed to attempt to assign the top four seeds in each region away from a site that may create a "home-crowd advantage" for their opponents. The committee recognized that it may be necessary to move lower-seeded teams from their natural regions in order to accomplish this.
- The weighting of the three factors comprising the ratings percentage index (RPI), Division I winning percentage, opponents' winning percentage and opponents' opponents' winning percentage, was adjusted from 20-40-20 to 25-50-25. Also a second RPI, adjusted based upon a team's good wins, bad losses and non-conference scheduling, was provided.



Duke center Cherokee Parks (44) and Arkansas center Lee Wilson (33) go up for the rebound during the 1994 championship game in Charlotte, NC. Arkansas defeated Duke 76-72 to win the title.

- 1995** The existing CBS Sports contract was replaced with a new agreement for \$1.725 billion extending for five years through the 2002 championship.
- 1996** The NCAA created the first on-line computer page for the Final Four. Pool reporters were permitted to interview game officials after games under specified conditions. Participating institutions' seating locations were moved closer to mid-court and nearer to the playing floor.
- 1997** Bracketing policies were changed so that, once the highest-seeded team from a conference was assigned to a region, only the eighth team selected from that conference could be placed in that region. The NCAA's on-line computer page was expanded to include preliminary rounds.
- 1998** Bracketing policies were changed so that competition at all three sites within each particular region would be conducted on the same days of the week and tournament hosts' teams would be permitted to play on the days they are hosting. The name of the Southeast Region was changed to the South Region. The basketball committee continued selecting Final Four host facilities with a minimum seating capacity of 30,000 when it picked New Orleans, San Antonio, St. Louis, Indianapolis and Atlanta to host in 2003-2007. Effective 1999, bracketing policies were changed so that, once the highest-seeded team from a conference is assigned to a region, no other team from that conference could be assigned to the same region until the sixth team was chosen from the conference.
- 1999** The basketball committee extended the Final Four signs-covering policy to preliminary-round sites, effective 2002. On November 18, the NCAA and CBS agreed to a new 11-year agreement, commencing with the 2003 championship. The agreement, for a minimum of \$6 billion, included rights to television (over-the-air, cable, satellite, digital and home video), marketing, game programs, radio, Internet, fan festivals and licensing (excluding concessionaire agreements). In its continuing effort to combat the effects of gambling, the committee began conducting background checks on game officials. The NCAA checked 50 officials randomly selected from among the 96 who worked the previous year's tournament.
- 2000** Inasmuch as 31 conferences were to be eligible for automatic qualification in 2001, the committee agreed to conduct an opening-round game the Tuesday before the first/second rounds, pitting teams seeded No. 64 and 65. The NCAA and the Illinois High School Association formed the "March Madness Athletic Association" and applied for trademark registration for the term "March Madness." The registration was granted in 2001.
- 2001** The committee determined that, effective with the 2002 championship, first- and second-round sites would no longer be assigned to specific regions. Rather, the committee would have flexibility to assign four-team "pods" to sites near the teams' natural geographic areas, if possible.
- Effective 2002, the committee eliminated the bracketing provision that, once the highest-seeded team from a conference was assigned to a region, only the sixth team from that conference could be placed in that region. The National Network (TNN) telecast the opening-round game. For the first time, the NCAA registered a trademark for the term "Big Dance," with a stated first use of 2000.
- 2002** First-/second-round sites in non-domed stadiums drew 99.5 percent of capacity, an all-time record. During the selection meeting, for the first time each committee member had the use of an individual computer for researching and evaluating teams. CBS expanded its live selection show to one hour. ESPN televised the opening-round game for the first time.
- 2003** As part of the 1999 "bundled rights" agreement, Westwood One assumed administration of the tournament's radio rights. The basketball committee agreed that the minimum Final Four seating capacity should be 40,000 and picked San Antonio, Detroit, Indianapolis and Houston to host in 2008-2011.
- 2004** Rather than using the traditional annual rotation of Final Four semifinals pairings (e.g., West vs. East, South vs. Midwest) the committee began assigning the pairings during selection weekend, making best effort to assign the winner of top seed's region to meet the fourth seed's region and the second seed's region to meet the third seed's region. Instead of using the regional site designations (i.e., East, Midwest, South, West), the committee identified regional sites by the city in which the games are being played (i.e., Atlanta Regional).
- 2005** Culminating a four-year study, the committee implemented a revised RPI formula to give additional weight to playing and winning games on the road. The new formula weighs road victories and home losses at 1.4; home victories and road losses, at .6; and neutral-site victories and losses at 1.0. CBS began a two-year deal with CSTV.com for exclusive internet video streaming rights for out-of-market game coverage for the first 58 games of the championship. Effective with the 2006 championship, the committee revised the bracketing principles so that if it is unable to reconcile the bracket after exhausting all possible options, it has the flexibility to permit two teams from the same conference to meet each other after the first round, if the conference has more than five participants. Attendance at first-/second-round and regional sites was 98.4 percent of the facilities' capacity, an all-time record. Arenas other than domes were filled to a record 99.9 percent of capacity.
- 2006** The Ratings Percentage Index (RPI) was made public for the first time, with updated rankings appearing on www.ncaa.com weekly. Becoming only the second double-digit seed to make the Final Four, 11th-seeded George Mason stuns top-seeded Connecticut in the Washington, D.C. Regional final. The Patriots defeated Michigan St. and defending national champion North Carolina to reach the regional semifinals, where they beat Wichita St. George Mason's memorable run came to an end with a loss to eventual champion Florida in the national semifinals.
- 2007** The committee returned to geographical regional site designations rather than identifying the sites by the host city, as it did from 2004-06. Regional sites were referred to as East, South, Midwest and West rather than East Rutherford, San Antonio, St. Louis and San Jose. In response to tremendous traffic resulting in 19 million video streams and five million visits in 2006, CBS Sportsline doubled its bandwidth capacity for March Madness on Demand, which offers free live internet streams of each game of the first three rounds of the championship. CSTV's coverage expanded to include live broadcasts of two first-round games, pregame and postgame previews and recaps on all competition dates, and video streaming of postgame press conferences that are archived at www.ncaa.com. In addition, CSTV aired live programming during open practice day at the Final Four, aired a National Championship Pregame Show live from the Georgia Dome, and provided coverage to ancillary events such as Hoop City, My CokeFest and The Big Dance at Centennial Olympic Park. The University of Florida became the seventh school to successfully defend its national championship as the Gators defeated The Ohio State University 84-75 in the title game. Florida joined Oklahoma St. (1945-46), Kentucky (1948-49), San Francisco (1955-56), Cincinnati (1961-62), UCLA (1964-65 and 1967-73), and Duke (1991-92) as repeat champions.



Guard Dee Brown (11) of Illinois puts up a three pointer in front of North Carolina's Marvin Williams (24) during the 2005 championship game held at the Edward Jones Dome in St. Louis. North Carolina went on to defeat Illinois 75-70 to claim the championship.

2008 For the first time in tournament history, all four No. 1 seeds advanced to the Final Four, with Kansas winning the Midwest Regional, Memphis taking the South Regional, North Carolina coming out of the East Regional, and UCLA capturing the West Regional title.

Rallying from a nine-point deficit in the last 2:12 of regulation, Kansas captured its third national title in school history with a 75-68 overtime win over Memphis. It marked the seventh time in championship game history that overtime was needed to decide the outcome. Other overtime championship games occurred in 1944, 1957, 1961, 1963, 1989 and 1997.

The continuing growth in popularity for ancillary events was on display as Hoop City set an all-time attendance record with more than 63,000 visitors over a four-day period, while The Big Dance attracted 167,000 people to the streets of San Antonio.

For the first time ever, the NABC College All-Star Game was held at the same venue as the Final Four. The game attracted 4,800 fans to the Alamodome.

CBSSports.com and March Madness on Demand launched a developer platform that allowed more than 200 Web sites to carry live video of the championship online, including to sites such as ESPN.com, Yahoo, SI.com, YouTube and Facebook. CBS allowed users to watch all 63 games that it telecasts during the tournament for the first time, and saw the total number of unique visitors from first-round games through the regional championship games escalate from 1.75 million to 4.33 million.

2009 Record crowds attended the Final Four, with 72,456 fans attending the national semifinals and 72,922 fans in Ford Field for the national championship game. Records were also established at Hoop City, with more than 76,000 in attendance, and at the Big Dance, where more than 300,000 attended the three-day event. Better than 1,700 participated in the 5K Run/Walk and more than 4,000 were part of the annual Final Four Dribble.

The record crowd included students from the four participating institutions sitting courtside after having the opportunity to purchase specially-priced floor level seating. More than 400 students from each school were able to buy seats located behind the basket for less than \$7 a game. The courtside student seating element was one of the key benefits from the creation of the Final Four's new center-court seating configuration. The "in-the-round" system allowed for a greater number of quality seats for fans and better views of the elevated court. Students were able to stand throughout the games, without obstructing the views of other spectators.

The NCAA and the Detroit Local Organizing Committee (DLOC) joined together to hold numerous community events to benefit the greater Detroit-metro area in conjunction with the 2009 Men's Final Four. In addition to the annual Middle School Madness and YES Clinics programs, many events were new and created specifically to benefit Detroit. The NCAA contributed \$250,000 to an early learning community project that called for establishing four early learning and literacy centers in Detroit as part of the NCAA Final Four Legacy Program. The NCAA, the DLOC and the United Way of Southeastern Michigan also participated in the program that is designed to enhance school readiness for pre-school children. The NCAA and DLOC also joined with Forgotten Harvest, a Detroit-only mobile food rescue organization, to distribute more than 1,000 pounds of leftover food to hungry Detroit residents. The NCAA worked with the Tyler Ugolyn Foundation to dedicate a "Tyler's Court" at the Boll Family YMCA gymnasium. The court is in memory of Tyler Ugolyn, a former student-athlete at Columbia University. Other highlights included the donation of 11,000 Wilson® basketball uniforms to needy youth basketball programs, and the donation of more than 1,000 pairs of shoes through collaboration with Samaritan's Feet and the NABC.

In addition to its telecast on CBS and availability online via March Madness on Demand, the 2009 Final Four was distributed to 153 countries around the world, and was shown on the Armed Forces Network. Westwood One Radio brought the game to listeners of more than 450 affiliates nationwide, as well as to the American Forces Radio Network, which included 170 countries and 150 ships at sea. The games were also heard on Sirius/XM satellite radio and online at www.ncaa.com/mmod.

The Division I Men's Basketball Committee eliminated the results in a team's final 12 games as criteria for selection into the tournament.

For the first time since 2001, there were at least 10 instances of a lower-seeded team defeating a higher-seeded team in the first round. Three No. 10 and three No. 12 teams were victorious in the first round, as were two No. 9 teams, a No. 11 and a No. 13. From there, however, the higher seeds took over, with all four Nos. 1, 2 and 3 seeds making it to the Sweet 16, along with two No. 4 seeds and a No. 5 seed. No. 12 Arizona was the other Sweet 16 team.

The Big East Conference became the first league to have three teams seeded No. 1 (overall top seed Louisville, Pittsburgh and Connecticut) and the first to send five teams to the Sweet 16, with Villanova and Syracuse also advancing to the regional round.

Basketball legends Earvin "Magic" Johnson and Larry Bird marked the 30th anniversary of the 1979 title game between Michigan St. and Indiana St. by presenting the game ball prior to the national championship game.

2010 The NCAA announced it would exercise a clause in its contract with CBS, signed in 1999, to opt out of the deal in order to sign a new 14-year, \$10.8 billion deal with CBS Sports and Turner Broadcasting. The television, internet and wireless rights agreement also calls for CBS and Turner to collaborate on the NCAA's corporate marketing program. In addition, all tournament games will be shown live across the country (on CBS, TBS, TNT and truTV), which is a first in the championship's history. The new agreement also involves an expansion of the tournament to include 68 teams. It is the first expansion since the field went from 64 to 65 teams in advance of the 2001 championship.

At its annual summer meeting, the men's basketball committee elected to have two of the first-round games feature the last four teams of the overall seed list (Nos. 65-68). The other two games will pit the last four at-large teams selected to the field against each other. It marks the first time in tournament history that the final at-large teams will be revealed to the public.

The four games will not be known as opening round games. Rather, the games will constitute the first round of the championship and will be branded as the First Four. Games formerly considered first- and second-round games will now be referred to as second- and third-round games.

All 68 teams in the tournament earn a unit in the Basketball Fund, with each advancing institution earning an additional unit leading up to the Final Four.

In addition to CBS' national telecast, the 2010 Men's Final Four was distributed to 178 countries around the world. Westwood One Radio broadcast the games to more than 450 affiliates nationwide, and the Armed Forces Network provided coverage to 175 countries and 140 ships at sea.

A revamped Bracket Town (formerly known as Hoop City) was a five-day fan fest that attracted nearly 53,000 people. It contained entirely new interactive exhibits, including an NCAA Championships Zone, where fans could step into a championship experience from some of the other 23 NCAA sports, and a number of new technology-based interactives. There was also a new large scale gaming area featuring Electronic Arts' NCAA Basketball video games and a 2010 Bracket Town video game tournament. The Bracket Town Competition Zones featured 12 basketball courts for exhibitions, basketball training, and fan games, including State Farm's fan 3-Point and Skills Challenge Courts, the Coca-Cola fan Slam Dunk court, and served as the site of the POWERADE 3v3 Tournament. Bracket Town also debuted its new 2,500 seat Center Court Arena.

The NCAA's community outreach activities continued to thrive. Thousands of pairs of shoes and boxes of food were distributed through the Samaritan's Feet and Feed the Hungry organizations. The NCAA continued its partnerships with the Tyler Ugolyn Foundation, the Sports Career and College Expo, the USBWA Writing Workshop and youth programs such as Middle School Madness and the Boy Scouts of America. In addition, the NCAA committed \$20,000 to the Common Goal Initiative to help improve graduate rates in the city, promoted to Final Four visitors the annual King-Kennedy Commemoration, assisted the Indiana Blood Center by conducting a blood drive, and donated more than 1,100 sports equipment items to the Geared for Health program.

A total of 142,228 fans attended the two Final Four sessions. The attendance figures from the national semifinals, the national championship game and the combined attendance number were the second-highest in Final Four history.

For the second year in a row, the Final Four featured a local flavor. A year after Michigan St. advanced to the Final Four in Detroit, Indianapolis-based Butler University made it to the championship game in front of a partisan crowd at Lucas Oil Stadium. It was the sixth Final Four hosted by the city, in the third different venue.

Duke won its fourth national championship, becoming the fifth school (UCLA, 11; Kentucky, 7; Indiana, 5; and North Carolina, 4) to win at least four titles. The Blue Devils edged Butler, 61-59 when a mid-court shot by Butler's Gordon Hayward rimmed out at the buzzer.

For the second consecutive year, 10 lower-seeded teams defeated higher-seeded teams in the first round, highlighted by No. 14 Ohio beating third-seeded Georgetown. The Bobcats were the No. 9 seed in the Mid-American Conference tournament but advanced to the NCAA tournament by winning the MAC tourney before upsetting the Hoyas.

2011 As a result of the new television and Internet rights deal that the NCAA reached with Turner Sports and CBS in April 2010, all 67 games of the championship were televised nationally on CBS, TNT, TBS or truTV. In the previous eight years (2003-10), only eight games were available in their entirety nationally to television viewers. The first week of the tournament, including the First Four, recorded a 5.5 rating, a 15% increase from 2010. In addition, the first week recorded the most viewers in more than 17 years while averaging 8.4 million viewers per game. Overall, the television rating for the tournament was a 6.4, up seven percent from 2010 and up 12 percent from 2009.

The single-session attendance record was set on semifinal Saturday, as 75,421 fans packed Reliant Stadium. Another 70,376 fans attended the championship game, bringing the total Final Four attendance to an all-time record total of 145,797.

Online and mobile viewers were treated to added features that enhanced the viewing experience. For the first time, March Madness on Demand (MMOD) was available free to iPad and iPhone users in addition to online via NCAA.com. Despite the increased availability of games on TV, total visits to MMOD platforms, including broadband and mobile, were up 63 percent. In addition over 13.7 million total hours of streaming video was consumed through the MMOD broadband application and iPad and iPhone apps.

VCU, a team the Division I Men's Basketball Committee was criticized for selecting it as an at-large team, made history by winning a game against Southern California in the inaugural First Four, the quartet of first-round games that opened the tournament. VCU, an 11 seed, then defeated Georgetown, Purdue, Florida State and top-seeded Kansas to advance to the school's first Final Four. The Rams were the only at-large team to advance to Houston.

The Butler Bulldogs advanced to the 2010 championship game and people called it a once-in-a-lifetime accomplishment. One year later, Butler was back in the title game, defeating Old Dominion at the buzzer, top-seeded Pittsburgh by one point, Wisconsin and Florida in overtime to get back to the Final Four. The Bulldogs then got by VCU before losing in the national title game to Connecticut.

Speaking of UConn, the Huskies won their third national championship since 1999 with their victory over Butler. Connecticut won five games in five days to capture the Big East Conference championship, and defeated Bucknell, Cincinnati, San Diego St., Arizona and Kentucky to set up the championship showdown with the Bulldogs. At 68, Connecticut coach Jim Calhoun became the oldest coach to ever win the national championship and he joined John Wooden, Adolph Rupp, Mike Krzyzewski and Bobby Knight as the only coaches to win at least three titles.

The Big East Conference shattered the record for most teams from one league to earn spots in the tournament field, as 10 at-large teams were selected and joined automatic qualifier Connecticut to give the Big East 11 teams in the championship. Because of this, clauses to the principles and procedures had to be exercised, resulting in Big East teams Connecticut and Cincinnati, as well as Syracuse and Marquette, playing in the third round. Normal procedures call for league teams to not face one another before the regional final.

The 2011 championship featured 20 games decided by three points or fewer, or went to overtime. That is the second-highest total in tournament history, trailing only the 24 such games in the 1990 championship. The tournament marked only the third time since seeding began in 1979 that a No. 1 seed failed to make the Final Four (1980 and 2006 were the others), and it was the first time that neither a No. 1 seed nor a No. 2 seed advanced to the Final Four.

2012 The University of Kentucky captured the school's eighth national title in its illustrious history, defeating fellow powerhouse Kansas 67-59 in the championship game. Freshman Anthony Davis had only six points on 1-10 shooting from the floor, but contributed 16 rebounds, six blocks, five assists and three steals against the Jayhawks en route to becoming the fourth freshman in tournament history to garner Most Outstanding Player honors.

Working with television partners from Turner and CBS, the Division I Men's Basketball Committee decided that teams advancing from the First Four would be exempt from playing the first game of the first session at a second-round site.

The committee's ranking of the 68 tournament teams, commonly known as the overall seed list, was revealed publicly for the first time. The unveiling took place during "Hardcore Brackets," an hour-long special that aired at 7 p.m. EST on truTV to help the public's understanding of the selection, seeding and bracketing process.

The Super 10 Fan Selection Committee consisted of contest winners from entrants who submitted videos via the March Madness Facebook page. Winners were flown to Atlanta and spent three days in deliberations regarding the tournament field during the actual selection weekend. The fan committee had access to Nitty Gritty reports and team sheets, which for the first time were released to the public each week during the season.

1,566 media members were credentialed for the 2012 NCAA Men's Final Four, the most ever. CBS Sports and Turner Sports' coverage of the 2012 Final Four on Saturday, March 31 earned an average fast national household rating/share of 9.0/17, which was the highest rated Final Four since 2005. The rating was up 1 percent from last year's 8.9/17.

For the second time in tournament history, all 67 games were broadcast nationally through the NCAA's new agreement with Turner Sports and CBS. Beyond the national reach, games were broadcast internationally via ESPN International to more than 200 countries across the globe. These include Australia, Brazil, Canada, China, Egypt, France, Germany, Greece, India, Israel, Italy, Japan, Mexico, New Zealand, Russia, Saudi Arabia, South Africa, South Korea and Spain. In addition to its national and global telecast and online availability via March Madness Live, the 2012 NCAA Men's Final Four had the potential to be viewed by approximately one million U.S. Armed Forces, Department of Defense civilian employees and their families stationed overseas and aboard 140 US Navy ships at sea via the American Armed Forces Radio Network.

The First Four was highlighted by two amazing comebacks on the same night. BYU trailed Iona by 25 points in the first half, but rallied for a 78-72 win, marking the largest comeback in NCAA tournament history. That came on the heels of the night's first game, which saw Western Kentucky defeat Mississippi Valley St. 59-58, despite trailing by 16 points with five minutes left in the game. The games were played in front of President Barack Obama and British Prime Minister David Cameron.

2013 The University of Louisville captured its first national championship since 1986, and third in school history, with a thrilling 82-76 win over Michigan. The Cardinals were led by Luke Hancock, who became the first non-starter in tournament history to earn Most Outstanding Player honors. Louisville was also inspired by Kevin Ware, who despite suffering a broken leg in the Cardinals' victory over Duke in the regional final, accompanied his team on the trip to Atlanta for the Final Four. Rick Pitino became the first coach to win titles at two different schools, having previously won a championship at Kentucky. However, a 2018 Committee on Infractions ruling resulted in Louisville vacating its appearance in the 2012-2015 tournaments, including its 2012 Final Four appearance and its 2013 national championship.

The national championship game at the Georgia Dome was attended by 74,326 fans, establishing an all-time record for the title game crowd. Saturday's semifinals drew 75,350, bringing the two-session total to a record 149,676 fans in attendance at the Final Four.

For the first time in history, the Division II and Division III championship games were played in the same city as the Final Four. More than 6,200 fans watched Amherst defeat Mary Hardin-Baylor in the Division III game, and then better than 7,700 watched Drury rally to beat Metro St. in the Division II game. The games were played at Philips Arena in downtown Atlanta.

Wichita State became the first Missouri Valley Conference school to advance to the Final Four since the 1979 Indiana State team led by Larry Bird. The ninth-seeded Shockers beat eighth-seeded Pittsburgh, No. 1 Gonzaga, 13th-seeded La Salle and No. 2 Ohio State to advance to Atlanta out of the West Regional. The Shockers had a 12-point lead in the second half of the national semifinals before falling to Louisville 72-68. The other semifinal featured the first meeting in tournament history between No. 4 seeds, with South Region champion Michigan edging East Region champion Syracuse, 61-56.

The NCAA celebrated 75 years of March Madness, culminating with the selection of the top 15 players, as well as the top team and top moment in tournament history. The top team, as chosen by fan voting on NCAA.com and a panel of experts that included former committee members, the NABC and USBWA, was the 1976 Indiana team that finished 32-0. The top moment was Christian Laettner's shot at the buzzer that gave Duke a 104-103 overtime win over Kentucky in the 1992 East Regional championship game. The 15 players selected were Kareem Abdul-Jabbar, Larry Bird, Bill Bradley, Patrick Ewing, Grant Hill, Magic Johnson, Michael Jordan, Christian Laettner, Jerry Lucas, Danny Manning, Hakeem Olajuwon, Oscar Robertson, Bill Russell, Bill Walton and Jerry West.

The NCAA created additional courtside seating for fans at all rounds of the championship, providing fans of the participating teams, specifically family and friends of the coaches and student-athletes, seats closer to the court. Military personnel were also provided with better seats, while other fans were afforded the opportunity to purchase premium seating.

There have only been seven instances when a No. 15 seed has defeated a No. 2 seed, but three of those games have taken place in the last two years. A year after Lehigh beat Duke and Norfolk St. shocked Missouri, Florida Gulf Coast made its first tournament appearance a memorable one. The Eagles stunned Georgetown and San Diego St. to become the first 15-seed to reach the Sweet 16.

For the fourth time in five years, there were 10 occurrences of a lower-seeded team defeating a higher-seeded team in the round of 64. In addition to Florida Gulf Coast's win, one 14-seed, a 13, three 12s, an 11-seed, a 10 and two No. 9s advanced to the third round. Since the field expanded to 64 teams in 1985, the 2013 tournament marked only the second time that at least one team seeded 9th, 10th, 11th, 12th, 13th, 14th and 15th won a tournament game. The other year was 1991.

2014 New bracketing principles adopted by the Division I men's basketball committee in the summer of 2013 were used for the first time, leading to every team staying on its true seed line. The new principles allow for teams from the same conference to meet as early as the round of 32 if they only played each other once during the season, to include the conference tournament. If the teams played twice, they may not meet until the Sweet 16, and if they played three times, they may not play until the regional final. In addition, the top four teams from a conference shall be in separate regions, if they are seeded on the first four lines (top 16 seeds).

Connecticut won its fourth national title -- all since 1999 -- by becoming the first seventh-seeded team to capture the championship. Led by Most Outstanding Player Shabaaz Napier, the Huskies escaped Saint Joseph's in the round of 64, winning in overtime. UConn then upset second-seeded Villanova to get to the Sweet 16, where it knocked off third-seeded Iowa St. and fourth-seeded Michigan St. to win the East Regional and reach the Final Four. In the national semifinals, the Huskies rallied from an early 12-point deficit to beat Florida, the tournament's overall top seed. Connecticut never trailed in the title game, holding off Kentucky, 60-54 to give former player Kevin Ollie a championship in his first tournament as UConn's head coach.

UConn was a No. 7 seed in the East Regional, while Kentucky was the No. 8 seed in the Midwest. The combined seed total (15) for the championship game was the highest in tournament history, easily breaking the record of 11 when third-seeded Connecticut beat No. 8 Butler in the 2011 championship game.

The two-session North Texas Final Four attendance totaled 158,682 fans in AT&T Stadium, setting the record for the highest ever attendance and surpassing the 2013 Final Four in Atlanta by 9,006 fans. This year marked the highest attended national championship game with 79,238 fans, exceeding the previous record, also Atlanta in 2013, by 4,912 fans. It also marks the highest attended semifinals in tournament history with 79,444 fans, besting the previous record from the 2011 Final Four at Reliant Stadium in Houston by 4,023 fans. In total, 739,189 fans attended the 36 sessions of the 2014 Division I Men's Basketball tournament.

A record-breaking 1,829 media credentials were issued for the Final Four.

For the first time, the national semifinals were carried on cable television as Turner's TBS Network carried Saturday's Final Four games. The two games (Kentucky-Wisconsin and Connecticut-Florida) were the two most viewed college basketball games in cable television history, with 16.3 million watching the second game (Kentucky edging Wisconsin) and 11.7 watching the first game. Nearly 40 million people watched CBS's telecast of the national championship game.

In addition to the record-breaking television audience, more people tuned in using NCAA March Madness Live. Across online and mobile (tablets and smart phones) platforms, the two semifinal games netted 3.8 million live streams for an increase of 76 percent over last year. The doubleheader also combined to register more than one million hours of live video consumed, up 37 percent over 2013. Over the course of the tournament, 9.9 million unique viewers (up 9 percent from 2013) streamed 70 million live video streams (up 42 percent from 2013). A total of 15.1 million live hours were watched (up 7 percent from 2013). The NCAA March Madness Live app was downloaded more than 4.5 million times. According to Social Guide, the National Semifinals tallied more than 1.8 million tweets -- that were seen by nearly 200 million followers -- for a 36 percent increase over last year. NCAA Final Four social media accounts saw a 39 percent growth in social media audience to approximately 1.3 million people, and recorded approximately 43.2 million impressions during the entire Final Four, including the national championship game.

2015 In the fall of 2015, the committee selected the following future Final Four sites: Phoenix (2017), San Antonio (2018), Minneapolis (2019), Atlanta (2020) and Indianapolis (2021). The committee also announced preliminary round sites for the 2016-18 championships.

Starting with the 2016 tournament, the first weekend of the tournament will be referred to as the first- and second-rounds, rather than the second and third. The four games that start the tournament will still be known as the First Four, or opening round.

For the second consecutive year, a record-breaking number of credentials were issued for the Final Four. A total of 2,069 media credentials, including those for television partners from Turner and CBS, were issued in Indianapolis.

Duke Coach Mike Krzyzewski broke a tie with Adolph Rupp to move into second place with five national championships. John Wooden won 10 with UCLA to remain the all-time leader. Coach Krzyzewski advanced to the Final Four for the 12th time, tying Coach Wooden for the most all-time, and appeared in his 31st NCAA tournament, tying Jim Boeheim for the most all-time.

Duke guard Tyus Jones became just the fifth freshman to win Most Outstanding Player at the Final Four, joining Arnie Ferrin of Utah in 1944, Pervis Ellison of Louisville in 1986, Carmelo Anthony of Syracuse (2003) and Anthony Davis of Kentucky (2012).

For the second straight year, a team entered the tournament undefeated. Kentucky's record was unblemished through 34 regular-season and Southeastern Conference tournament games, and the Wildcats' wins in their first four NCAA tournament games allowed them to become the first team since the 1991 UNLV squad to enter the Final Four without a loss.

Wisconsin and Kentucky met in the national semifinals for the second straight year, marking the first time since 1991 that a Final Four game was a rematch from the previous year's Final Four. Duke and UNLV met in the championship game in 1990 and in the semifinals the following year.

Wisconsin All-American Frank Kaminsky recorded a double-double in both Final Four games, becoming the first player to do that since Carmelo Anthony in 2003.

Michigan State and Louisville needed overtime to decide their East Regional championship game. It was the 200th March Madness game to go to overtime.

Thursday, March 19 was a memorable day as for the first time in tournament history, five March Madness games were decided by one point: UAB 60, Iowa St. 59; Georgia St. 57, Baylor 56; UCLA 60, SMU 59; Cincinnati 66, Purdue 65; and North Carolina St. 66, LSU 65.

March Madness Live had another record-setting year, with more than 80 million live stream starts resulting in more than 17 million hours of tournament games watched on the app. On the social media front, there were more than 11 million social engagements resulting in better than 352 million impressions.

2016 The NCAA, Turner and CBS reached an \$8.8 billion deal that will keep the men's basketball championship on the two networks through the 2032 tournament.

The national championship game featured a buzzer-beater for the first time since 1983, as Villanova's Kris Jenkins drilled a three-pointer just before the clock hit zero to lift the Wildcats to a 77-74 victory over North Carolina. It marked Villanova's second national championship and first since 1985.

Villanova set a Final Four record for shooting, making 63 of 97 shots (64.9 percent) in its wins over Oklahoma and North Carolina at NRG Stadium. The Wildcats' 71.4 percent performance in a record-setting 44-point win over the Sooners in Saturday's first semifinal was the second-highest shooting percentage in Final Four history, trailing only Villanova's 78.6 clip in the 1985 title game versus Georgetown.

North Carolina advanced to the Final Four for the 19th time in school history, the most by any Division I school.

Syracuse became the fourth double-digit seed since seeding began in 1979 to reach the Final Four. 11th-seeded LSU was the first to do it, in 1986, and George Mason (2006) and VCU (2011) matched the feat, also as No. 11 seeds.

Syracuse became the 12th institution to send both its men's and women's teams to the Final Four, joining Georgia in 1983, Duke in 1999, Oklahoma in 2002, Texas in 2003, Michigan St. in 2005, LSU in 2006, Louisville in 2013 and UConn in 2004, 2009, 2011 and 2014.

Lon Kruger guided Oklahoma to the Final Four, 22 years after leading Florida to the 1994 Final Four. It is the second-longest gap between Final Four appearances for a coach, trailing only Ray Meyer, who led DePaul to the 1943 and 1979 Final Fours.

UNI experienced an extreme high in its first-round win over Texas, as Paul Jespersen nailed a half-court shot at the buzzer to lift the Panthers to a 75-72 win. Two days later against Texas A&M, UNI had a 12-point lead with 35 seconds remaining, but the Aggies rallied to force overtime. A&M eventually won in double overtime, 92-88, marking the largest comeback in the final minute in the history of men's college basketball.

The Atlantic Coast Conference set a record by sending six teams to the Sweet 16 (North Carolina, Syracuse, Virginia, Notre Dame, Duke and Miami).

A record 10 double-digit seeds (two 10s, three 11s, two 12s, a 13, a 14 and a 15) won first-round games, breaking the record of nine set in 2001 and 2012. Hawaii, Stephen F. Austin and Middle Tennessee all won on March 18, marking the first day featuring wins by teams seeded 13th, 14th and 15th.

More than ever before, fans tuned in using the NCAA March Madness Live app. Across online platforms, tablets and smart phones, NCAA March Madness Live netted 3.4 million live video streams for the national title game, which resulted in 1.1 million live hours of video consumption, a 16 percent increase over last year and an all-time record for an individual game during the NCAA tournament. With 18.1 million live hours, the tournament also generated more video consumption than any other tournament.



Photo by Chris Steppig

Justise Winslow (12) of Duke takes a shot over a couple defenders against Wisconsin in the 2015 championship game in Indianapolis. Duke defeated Wisconsin 68-63.

Turner Sports' exclusive presentation of the national championship across TBS, TNT and truTV averaged 17.8 million viewers and a 13.2 household coverage rating/10.6 U.S. household rating. Viewership peaked at an average 22.3 million viewers in the final minutes of the game. The Villanova University-University of North Carolina, Chapel Hill, game became the second-most-viewed college basketball game of all time on a cable television network, following only the University of Wisconsin-Madison's defeat of the University of Kentucky in the 2015 semifinals, which ended Kentucky's perfect season. The championship game was also the most viewed event of any kind on Sling TV. Beyond the national reach, ESPN International broadcast the games to 188 countries and territories, marking an increase of eight countries from the previous year.

The national championship game generated 56 million impressions across March Madness social media accounts, up 112 percent over last year. Video consumption for social media was also up with 8 million views overall, more than five times the volume of video for last year's championship game.

The two-session Final Four attendance totaled 149,845, the second-highest attendance in Men's Final Four history. The championship game attendance of 74,340 is also the second-highest in championship game history. The semifinals round marked an NRG Stadium attendance record with 75,505 fans.

2017 With the Final Four in the western part of the country for the first time since 1995, two Pacific time zone teams (Gonzaga and Oregon) advanced to Phoenix, marking the first time ever two teams from the west coast made it to the Final Four. It was only the sixth time ever that the Final Four featured more than one team from the Pacific or Mountain time zones.

The three Final Four games were decided by a total of 11 points, which tied for the second smallest combined margin ever, behind the 10 in 1950 and 1982.

Consistent with the increased scoring trends seen during the regular season, all four Final Four teams scored at least 70 points in the national semifinals. It was the first time that had happened in 25 years.

The Southeastern Conference sent three teams (South Carolina, Kentucky and Florida) to the Elite 8, marking the first time the league accomplished that since 1986.

Xavier became just the second No. 11 seed ever to beat teams seeded sixth, third and second in its region to advance to the Elite 8. The 1986 LSU team was the other.

A total of 176 countries carried the Final Four, including 3.22 million viewers in China. Westwood One also carried the first-ever Spanish radio broadcast in Final Four history. Turner Sports and CBS Sports' exclusive coverage of the 2017 NCAA Division I Men's Basketball Championship delivered huge audiences across all platforms – television, digital and social. The 2017 NCAA Tournament on TBS, CBS, TNT and truTV was the second most-watched in 23 years (1994), averaging 10.827 million viewers, which is also up +16% from 2016 (9.373 million viewers). The National Championship was watched by an average of 22.998 million viewers, up +30% from last year. The game peaked with 26.105 million viewers from 11:15-11:30 p.m. ET.

Additionally, NCAA March Madness Live netted a record-setting 98 million live video streams during the NCAA Tournament, up +33% over last year. The national championship game garnered 4.4 million live video streams, an all-time record for the title game. Official March Madness social media handles garnered over 74 million engagements throughout the NCAA Tournament, a 42% increase over last year.

In venue, the second-largest crowds in Final Four history attended the semifinals (77,612) and championship game (76,168). In addition, a record 2,201 media credentials were issued.

2018 UMBC became the first No. 16 in tournament history to knock off a No. 1 seed, as the Retrievers stunned the overall top-seeded Virginia Cavaliers in convincing fashion, 74-54. The game was tied at the half but the Retrievers outscored UVA 14-3 in the first 3:36 of the second half, and the lead remained in double figures the rest of the way.

Eleventh-seeded Loyola Chicago became the fifth double-digit seed since seeding began in 1979 to reach the Final Four, joining LSU (11 seed in 1986), George Mason (11 seed in 2006), VCU (11 seed in 2011) and Syracuse (10 seed in 2016) to do it. All five of those teams lost in the national semifinals.

Marshall and Buffalo knocked off fourth-seeded Wichita St. and Arizona, respectively, becoming the fourth pair of No. 13 seeds to win first-round games in the same tournament. It also happened in 1987, 2001 and 2008.

For the eighth time in as many years, a First Four winner advanced to at least the second round, as Syracuse, which beat Arizona St. in Dayton, knocked off TCU and Michigan St. to reach the Sweet 16.

For the 11th consecutive year, and for the 16th time in the previous 17 tournaments, the defending national champion failed to get past the Sweet 16. North Carolina's second-round loss to Texas A&M meant the reigning champion had lost five times in the opening weekend in that 17-year span, while seven others had lost in the Sweet 16 and four champions failed to make the tournament the next year. The one exception in that period is Florida, which followed up its 2006 championship with another title in 2007.

Nevada rallied from 22 points down in the second half to stun second-seeded Cincinnati 75-73 and advance to the Sweet 16. The Wolf Pack, which trailed 65-43 with 11 minutes left, matched Duke's rally to beat Maryland in the 2001 Final Four for the second-biggest comeback in tournament history. BYU's win over Iona, in which the Cougars trailed by 25 in the 2012 First Four, is still the record for largest deficit overcome to win a tournament game, but the Wolf Pack began their rally with considerably less time remaining in the game. Nevada advanced to the second round with a 14-point comeback to beat Texas in overtime, then nearly rallied in the Sweet 16 when the Wolf Pack trailed by 10 with less than eight minutes left, only to lose to Loyola Chicago, 69-68.

For the first time in tournament history, all of the top four teams in a region failed to reach the Sweet 16. The South Regional in Atlanta featured fifth-seeded Kentucky, No. 7 Nevada, No. 9 Kansas St. and 11th-seeded Loyola Chicago, which ended up advancing to the Final Four.

For only the second time in tournament history, a regional featured three teams from one conference. Second-seeded Duke, fifth-seeded Clemson and 11th-seeded Syracuse all advanced to the Midwest Regional in Omaha. The only other time this had happened was in 1986, when Kentucky, Alabama and LSU all advanced in the regional that took place in Atlanta.

The 2018 tournament marked only the fourth tournament that two No. 1 seeds failed to reach the Sweet 16, as Xavier and Virginia were knocked out in the first weekend. The other times were 1981, 2000 and 2004.

For the first time since new bracketing principles were adopted in the summer of 2013, teams had to be moved off their true seed line. This occurred because two Big East teams (Villanova and Xavier) were No. 1 seeds, and four others fell between places 29 and 35 on the overall seed list, meaning Seton Hall, Creighton, Butler and Providence were slated to be No. 8 and 9 lines. To avoid teams from the same league playing in the second round, Butler and Providence dropped from a 9 seed to a 10, while North Carolina St. and Florida St. moved up from the 10 line and were seeded ninth.

Yet another record was set for most credentials (2,206) issued at the Final Four.

2019 Virginia, which in 2018 became the first No. 1 seed to lose to a No. 16 team in the first round, bounced back from that disappointment to capture the school's first national championship. The top-seeded Cavaliers needed to rally from a 14-point first-half deficit against Gardner-Webb to get out of the first round, and then eased past Oklahoma to reach the regional semifinals. UVA outlasted Oregon in the Sweet 16 and then in the regional final, got a buzzer-beater by Mamadi Diakite to force overtime. The Cavs overcame a 42-point performance by Purdue's Carsen Edwards to win 80-75 and advance to their first Final Four since 1984. The thrilling finishes didn't stop there. In the national semifinals, Kyle Guy nailed three free throws with .6 seconds remaining to give Virginia a 63-62 win over Auburn. In the championship game, overtime was needed to decide a high-level tilt between the Cavaliers and Texas Tech, which had rallied from a 10-point deficit to grab a three-point lead in the final seconds. However, De'Andre Hunter's three-pointer with 12 seconds left sent the game into overtime and another three-pointer midway through the extra session put Virginia ahead to stay in what would be an 85-77 victory.

Virginia coach Tony Bennett reached his first Final Four and with his father, Dick, having guided Wisconsin to the 2000 Final Four, they became the second father-son combination to both lead teams that far in the tournament. The first to do it was John Thompson and John Thompson III, who both led Georgetown to the Final Four.

For the first time since 1980, a new metric was used by the committee to sort and assist with the evaluation of teams throughout the season. The NCAA Evaluation Tool (NET) was introduced to the membership and public in the summer 2018, with the first rankings coming out November 26. Using the Selection Sunday rankings, 15 of the top 18 teams in the NET rankings reached the Sweet 16, with 12th-seeded Oregon being the lone exception.

Raining 3s: There were 1,083 three-pointers made in the tournament, shattering the previous record by more than 100 (974 in 2018). Virginia and Texas Tech combined for 21 made three-pointers, tied for the most in championship game history. It marked the first time both teams reached double digits in three-pointers made in a title game. Purdue's Carsen Edwards made 27 three-pointers in four tournament games, tying the single-tourney record set by Michigan's Glen Rice, who did it in six games in 1989. Baylor and Syracuse busted each other's zone for a combined 28 made three-pointers, the most for any non-overtime game in tournament history. Fairleigh Dickinson's Darnell Edge set an opening round/First Four record for three-point percentage by knocking down seven of nine shots from long range, while in the same game Prairie View tied an opening round/First Four record with 15 made three-pointers.

Working Overtime: Tennessee became the first school to play back-to-back overtime games since Florida in 2011. The Volunteers needed OT to beat Iowa in the second round and then fell to Purdue in overtime in the Sweet 16. The national championship game was the first to go to overtime since 2008 and the eighth title game to require overtime to determine a winner. The 2019 tournament had five games go to overtime; the previous three tournaments had a combined six OT games.

Purdue's Carsen Edwards became the first player to earn regional Most Outstanding Player honors from a non-winning team since Davidson's Steph Curry did it in 2008.



The Villanova Wildcats celebrate on stage after the 2018 NCAA Men's Final Four National Championship game against the Michigan Wolverines at the Alamodome on April 2, 2018 in San Antonio.

Photo by Brett Wilhelm

Murray State phenom Ja Morant notched the ninth triple-double in tournament history, leading the Racers to a 83-64 win over Marquette. Morant had 17 points and 11 rebounds, and his 16 assists were the second-most in tournament history.

A year after a record-tying low of only seven of the top 16 seeds reaching the Sweet 16, a record-tying high of 14 of the top 16 seeds advance to the regional semifinals. The only exceptions were fifth-seeded Auburn and 12-seeded Oregon. The 2009 tournament was the only other one that had 14 of the 16 teams seeded on the top four lines reach the Sweet 16, and the 2009 and 2019 tourneys are the only ones in which all 1, 2 and 3 seeds advanced to the regional semifinals.

For the second time in three years, the Final Four featured two teams making their inaugural appearance in the event. South Carolina and Gonzaga did it in 2017, while Texas Tech and Auburn accomplished it in 2019.

With Villanova bowing out in the second round, the defending national champion failed to get past the Sweet 16 for the 12th consecutive year and for the 17th time in 18 years. Villanova's 26-point loss to Purdue was the second-largest loss by a defending champion, trailing only the 1990 Michigan team that lost by 34 a year after winning the 1989 title.

The Big Ten Conference sent seven teams to the round of 32, becoming only the second league to achieve that (Big East in 2008 and 2011).

A total of 36,599 fans attended Final Four Friday, while 16,721 attended the March Madness Music Series, 76,560 attended Fan Fest and 200,000 went to the Tip-Off Tailgate. Nearly 15,000 Minneapolis-area students read 6.6 million minutes in the Read to the Final Four program, while 3,100 kids participated in the Final Four dribble. Minneapolis had more than 2,200 volunteers assisting at various ancillary events throughout the city.

Attendance for the semifinal games was 72,711, while 72,062 watched the national championship game. There were 120 million impressions from social content during Final Four week and 135 million social media video views throughout the tournament (up 74 percent from 2018). Live streams from March Madness Live set an all-time record with 100+ million streams (up 31 percent), and there was a 10 percent increase in television household viewership.

For the third year in a row, and sixth time in eight years, a record number of media were credentialed at the Final Four (2,442).

On April 24, the NCAA announced that the Divisions II and III national championship games would be played in Atlanta during Final Four weekend. The games will take place on Sunday, April 5, the day between the Division I national semifinals and championship game. It is the second time the three divisions would conduct their title games in the same city on the same weekend; Atlanta hosted all three contests in 2013 as part of the 75th March Madness celebration.

2020 On Thursday, March 12, the NCAA Board of Governors voted to cancel all winter and spring championships due to the global COVID-19 pandemic. It marked the first time since its inception in 1939 that the Division I men's basketball championship was canceled.

2021 The entire tournament was played in a single state for the first time ever, due to the ongoing COVID-19 global pandemic that forced the cancellation of the 2020 tournament. First Four games were played at Indiana University and Purdue University, which also hosted first-round games along with Bankers Life Fieldhouse (home of the Indiana Pacers), Hinkle Fieldhouse on the campus of Butler University, Indiana Farmers Coliseum (located at the State Fairgrounds and home to IUPUI basketball) and Lucas Oil Stadium. The four venues in Indianapolis hosted second-round games, while Hinkle Fieldhouse and Bankers Life Fieldhouse were the sites for the Sweet 16 games. Lucas Oil Stadium hosted the Elite Eight and Final Four games. Two courts were used at Lucas Oil Stadium and were called the Equality and Unity courts, emphasizing awareness around inclusion and social justice issues.

Teams were housed in downtown Indianapolis during their entire stay in the tournament and were contained within a controlled environment, along with NCAA staff, committee members, officials and tournament operations staff. Daily COVID testing was conducted to ensure the health and safety of participants and organizers. One team, VCU, was unable to play its first-round game scheduled against Oregon, due to positive tests, leading Oregon to advance to the second round via the no-contest rule.

Baylor won its first national championship in school history, rolling to an 86-70 win over previously unbeaten Gonzaga. The game marked the first national title tilt to feature the overall No. 1 and No. 2 teams on the committee's overall seed list since 2005 (North Carolina-Illinois). The Bears led by as many as 19 in the first half and held the Bulldogs to a season-low for points scored and kept them well below their season average of 91 points per game. Baylor outrebounded Gonzaga 38-22, including 16-5 on the offensive glass. Mark Vital had 11 rebounds, including eight on the offensive end. Most Outstanding Player Jared Butler had 22 points and seven assists, MaCio Teague had 19 points, Davion Mitchell had 15 points, six rebounds and five assists, and Adam Flagler contributed 13 points off the bench.

Jalen Suggs hit a 37-footer at the buzzer to give Gonzaga a 93-90 overtime win over UCLA in a national semifinal game that will surely rank as one of the most memorable games in tournament history. The game featured 15 ties and 19 lead changes and marked the second time in Final Four history (excluding third-place games) that both teams topped the 90-point mark (Indiana 97, UNLV 93 in 1987 was the other). The Bruins shot 57.6 percent from the floor, while the Bulldogs shot 58.7 percent. Gonzaga improved to 31-0 with the win, becoming the first team since the 1979 Indiana St. team to enter the national championship game with an unblemished record.

The national semifinal between Baylor and Houston was the 3,500th game in tournament history and was the 200th March Madness game to be played in the state of Indiana.

Of the 3,502 tournament games that have been played, nearly 23 percent of them have been decided in overtime or by 1, 2 or 3 points.

There was all sorts of history made with lower-seeded teams. The NCAA defines an upset as a team seeded five or more spots lower than an opponent winning a tournament game. The 2021 tournament featured 14 such upsets, an all-time record. Nine double-digit seeds advanced to the round of 32, tying for second most all-time (2001, 2012). The record is 10 in 2016. Four teams seeded 13 or lower (13th-seeded North Texas, 13th-seeded Ohio, 14th-seeded Abilene Christian and 15th-seeded Oral Roberts) advancing to the round of 32 is the most ever. Oral Roberts went on to become the second 15 seed to advance to the Sweet 16, joining Florida Gulf Coast (2013). UCLA became the second team to go from the First Four to the Final Four, joining VCU (2011). Oregon St. became the second No. 12 seed to reach the Elite Eight. The Beavers' run ended with a loss to Houston, coached by Kelvin Sampson. Sampson was also the coach of the Oklahoma team that knocked off the only other No. 12 seed to reach the regional final (Missouri in 2002). Oregon St. and UCLA were just the third pair of double-digit seeds to reach the Elite Eight in the same tournament (Texas and Loyola Marymount in 1990 and Kent St. and Missouri in 2002). Houston became the first team ever to reach the Final Four by beating four double-digit seeds (15 Cleveland St., 10 Rutgers, 11 Syracuse and 12 Oregon St.).

For the first time in tournament history, the two HBCU conference representatives won games in the same tournament. Both Texas Southern (SWAC) and Norfolk St. (MEAC) won games in the First Four.

The 2021 tournament featured six overtime games, tying for the second-most in tournament history. Only the 1995, 1997 and 2014 tournaments, with seven overtime games, had more. UCLA was involved with three of the overtime games, beating Michigan St. in the First Four and Alabama in the Sweet 16 in games needing an extra five minutes to decide. The Bruins lost to Gonzaga in the Final Four, which was the first semifinal since 1998 to go to overtime. UCLA joins the 1975 Syracuse team as the only team to play three overtime games in a single tournament.

2022 For the second straight year, and for the fifth time ever, there were six overtime games in the tournament. The other years were 1975, 2006 and 2008. The record is seven (1995, 1997, 2014).

For the second year in a row, and for just the third time in history, a No. 15 team advanced to the Sweet 16. However, Saint Peter's made history by taking it another step, advancing to the Elite 8. Florida Gulf Coast (2013) and Oral Roberts (2021) were the other 15 seeds to get to the round of 16.

North Carolina became the seventh No. 8 seed to advance to the Final Four, joining UCLA in 1980, Villanova in 1985, North Carolina and Wisconsin in 2000, Butler in 2011 and Kentucky in 2014.

A year after setting a record for most upsets in a single tournament (14, defined as a winning team seeded five or more spots lower than an opponent), there were 13 such games in 2022, highlighted by 15th-seeded Saint Peter's knocking off second-seeded Kentucky, seventh-seeded Murray St. and third-seeded Purdue. No. 11 seeds Iowa St. (vs. LSU and Wisconsin) and Michigan (vs. Colorado St. and Tennessee) also had a pair of upsets, as did eighth-seeded North Carolina, which beat No. 1 seed Baylor in the second-round and then knocked off second-seeded Duke in the Final Four. In the win against Baylor, UNC survived what would have tied for the greatest comeback in tournament history as Baylor staged a remarkable rally by overcoming a 25-point deficit with 10:08 left to send the game into overtime. However, the Tar Heels recovered to knock off the defending champs and keep BYU's record 25-point comeback from the 2012 First Four against Iona safe. In the win over Duke, North Carolina edged its arch-rival in a game for the ages that ended the career of legendary Blue Devils coach Mike Krzyzewski.

Notre Dame's first-round win over Alabama marked the 10th time in 11 tournaments since 2011 that a First Four participant advanced to at least the round of 32.

The First Four games attracted 25,038 fans at University of Dayton Arena, marking the second-highest total ever (25,068 in 2018).

Amy Bonner was one of the officials calling the UCLA-Akron first-round game, making her just the second female to officiate a tournament game. The first was Melanie Davis, who worked the Illinois-San Diego St. first-round game in 2002.

The 2022 tournament marked the 16th time since 1985 (37 tournaments) that multiple No. 12 seeds knocked off their fifth-seeded opponents in the first round.

No. 11 seeds went 3-1 against their sixth-seeded counterparts, marking the third time in the past six tournaments that the 11th-seeded teams won three of four against the No. 6 opponents.

Arkansas made history when it knocked off No. 1 overall seed (and the top-ranked team in the Associated Press poll Gonzaga) in the Sweet 16. The Razorbacks became the first team ever to beat the AP's No. 1 team in the regular season (Auburn) and in the NCAA tournament.

The 8 versus 15 Elite 8 game between North Carolina and Saint Peter's marked the highest combined seed total (23) in tournament history, breaking the mark of 20 that was established when No. 11 Loyola Chicago beat No. 9 Kansas St. in 2018. Saint Peter's is the lowest-seeded team to ever reach the Elite 8, breaking the record set by Missouri in 2002 and Oregon St. in 2021. Both of those teams were No. 12 seeds.

The seed total of the teams that advanced to the Elite 8 was 47 (1, 2, 2, 4, 5, 8, 10, 15). That's the highest total in tournament history. The previous high was 40 in 1990 and in 2000. The lowest total is 13 in 2007 (1, 1, 1, 1, 2, 2, 2, 3).

North Carolina's Hubert Davis became just the 10th coach to lead his team to the Final Four in his first year as a head coach.

UNC's Armando Bacot made history by becoming the first player ever to record six double-doubles in a single NCAA tournament. His 21 rebounds in the semifinal win over Duke made him the 13th player to ever achieve that total in a Final Four game.

Kansas won its fourth national championship in historic fashion, rallying from a 16-point deficit to beat North Carolina for the title. The Jayhawks trailed by 15 at the half. Both marked the largest comebacks in championship game history.

The North Carolina-Duke game was the second-most watched college basketball game in cable television history, behind only the 2015 semifinal game between Wisconsin and Kentucky. The Kansas-North Carolina game ranks third on that list. All of those games aired on TBS. Overall, the tournament generated its best audience share since 1994, and total viewership was up 13 percent from 2021. March Madness Live set single-game records for the championship game and delivered record-setting streaming performances for the tournament.

2023 For the second time ever, a 16 seed defeated a 1, as Fairleigh Dickinson stunned Purdue 63-58. FDU became the first 16 seed to win a round of 64 game after advancing from the First Four.

Pittsburgh's win over Iowa St. made it 11 out of 12 years in which a First Four at-large team advanced to at least the round of 32.

The 2023 tournament marked the fifth time in six years that the No. 3 seeds went 4-0 in the first round. No other seed has performed better during that time. The 3 seeds are 23-1 in the first round of the past six tournaments.

For the third straight year, a No. 2 seed lost to a 15 seed in the first round. Prior to 2021, a 15 beat a 2 seed only eight times.

For the third time since 2015, the 5 seeds went 4-0 in the first round against the No. 12 seeds. It happened just three times from 1985-2014.

Thursday's first-round games were the most-watched opening day of the tournament in eight years, and the early afternoon session was the most-watched window ever. The second day of the first round was the most-watched ever in the history of the tournament.

The First Four game between Arizona State and Nevada featured head coaches who won a national title as a player: Bobby Hurley with Duke and Steve Alford with Indiana. The other six times were in 1967: North Carolina (Dean Smith) vs. Boston College (Bob Cousy); 1976: Alabama (C.M. Newton) vs. North Carolina (Dean Smith); 1976: Indiana (Bob Knight) vs. Alabama (C.M. Newton); 1981: Indiana (Bob Knight) vs. North Carolina (Dean Smith); 1984: Indiana (Bob Knight) vs. North Carolina (Dean Smith); and 2014: UCLA (Steve Alford) vs. Tulsa (Danny Manning).

A total of 11 difference conferences sent teams to the Sweet 16, tying an all-time record.

The 2023 Final Four was just the fourth ever to not have at least one No. 1 seed (1980, 2006, 2011), and the 2023 tournament was the first ever to not have a No. 1 seed in the Elite Eight. In addition, it was the first Final Four to not feature a 1, 2 or 3 seed, and the first one since 1970 to feature three first-time Final Four participants (Florida Atlantic, Miami and San Diego St.).

This was just the second Sweet 16 since the field expanded to 64 in 1985 (but second time in the past three tournaments) that did not feature at least one of Duke, Kansas, Kentucky or North Carolina. Since the field expanded to 16 teams in 1951, only the '54, '65, '76 and '79 tournaments featured regional semifinals without at least one of those four blue bloods.

San Diego St. became just the third team ever to win back-to-back tournament games by a single point, knocking off Creighton in the Elite Eight 57-56, before advancing to the national title game with a 72-71 win over Florida Atlantic. Loyola Chicago in 2018 and St. Joseph's in 1981 are the only other two schools to do it. SDSU's Lamont Butler hit a 17-footer at the buzzer to give the Aztecs the win over FAU. It marked the first Final Four game ever in which a team trailing hit a shot with no time left to win a game; all other Final Four buzzer beaters had come with the game tied. It also capped a comeback from 14 points down, which is the fifth-largest deficit overcome to win a Final Four game.

UConn won its fifth national championship, joining UCLA (11), Kentucky (8), North Carolina (6), Duke (5) and Indiana (5) as the only schools to do so.

UConn won each of its six tournament games by double digits, becoming only the fifth team since the field expanded in 1985 to do so (Michigan St. in 2000, Duke in 2001, North Carolina in 2009 and Villanova in 2018).

Mark Grant became the first Black person ever to direct the Final Four for CBS. He replaced Bob Fishman, who had directed the event since 1982.

2024 A year after the Final Four saw three first-time national semifinal participants, another team advanced for the first time ever as Alabama beat Clemson in an Elite Eight battle of teams that had never been to a Final Four. The Crimson Tide were joined by Purdue, who hadn't been since 1980, and NC State, who hadn't played in a Final Four since winning the national championship in 1983. However, it was defending champion UConn that cut down the nets, securing the Huskies' sixth title since 1999.

UConn joined a short list of programs with at least six national titles that includes UCLA (11), Kentucky (8) and North Carolina (6). The Huskies improved to 12-1 in Final Four games, giving them the best winning percentage in the history of the event, and they became just the third team (Duke in 1992 and Florida in 2007) to repeat as national champions in the modern era. UConn was the 15th team to win the national title with each victory coming by double digits, and only Michigan St. (2000), Duke (2001), North Carolina (2009), Villanova (2018) and UConn (2023 and 2024) did it while winning six tournament games to capture the championship. The Huskies' total margin of victory (140) is the highest in tournament history.

UConn and NC State saw its men's and women's teams advance to the Final Four, marking the first time ever that has happened. NC State became the 11th school to accomplish the feat, while UConn did it for the fifth time and is the only school to do it more than once.

Purdue's Zach Edey set a record for most points scored in a championship game by the losing team, finishing with 37. The previous record was 35 by John Morton of Seton Hall in 1989. Edey became just the second player to record six double-doubles in a single tournament, joining Armando Bacot of North Carolina (2022). His 30-point, 21-rebound effort in the Boilermakers' first-round win over Grambling was the 19th 30-20 game in tournament history and the first since Maryland's Joe Smith had 31 and 26 against Texas in 1995. It was also the 71st time a player had at least 20 points and 20 rebounds in a tournament game, though a day later N'Faly Dante of Oregon became the 72nd with a 28-point, 20-rebound outing in a double overtime loss to Creighton in the second round.

Marcus Domask recorded the 10th official triple double in tournament history with 12 points, 11 rebounds and 10 assists in Illinois' first-round win over Morehead St.

Wagner's Melvin Council, Jr. became the only player in the history of the tournament with at least 20 points, five rebounds, five assists, make at least half his shots, never leave the game and not commit a single foul.

The national championship game drew 74,423 fans, the third most in championship game history. The two-day total in Phoenix drew 149,143 fans, the fifth-highest total ever at the Final Four.

There have been 62 tournaments since 1962 and the UConn-Purdue title game was the 62nd different matchup during that span. On the contrary, there have been repeat matchups in the past 15 years in college football, women's college basketball, the NFL, NBA, WNBA, MLB and NHL.

TNT Sports and CBS averaged nearly 10 million viewers for each broadcast window during the tournament, which is a three percent increase. The national semifinals drew nearly 13 million viewers, which was a slight increase from 2023 despite the games being on cable versus linear broadcast.

The first round of the 2024 tournament saw 11 lower-seeded teams win, highlighted by three 9 seeds beating an 8 seed and a trio of 11 seeds beating a 6 seed. The 11 wins by lower-seeded teams is the third-most in the past 22 tournaments (12 in 2019, 13 in 2016). Number 11 seeds have won multiple first-round games in five of the past six tournaments, including all four games in 2019 and three in 2018, 2022 and 2024.

There were five teams that scored at least 100 points in a tournament game, marking the first time that has happened since 1994. The previous 10 tournaments saw it happen a total of six times. Florida became the 21st team to score 100 or more points in a losing cause, falling to Colorado 102-100. That was the first time that has happened since Wake Forest lost to West Virginia 111-105 in double overtime in 2005. Florida became just the 14th team to score 100 in regulation but lose and the first to do it since Washington, which fell 102-100 to UAB in 2004.

The five overtime games marked the fourth time in the past five tournaments that there were at least five outcomes not determined after 40 minutes. Two of the OT games were decided by 12 or more points, marking just the eighth and ninth times that has happened in 234 tournament games needing overtime. No tournament games were decided by a single point, which was the first time that happened since 1994.

TEAM-BY-TEAM WON-LOST RECORDS

BY COACH, 1939-2024

(332 Teams)

A&M-Corpus Christi

	Yrs.	W	L	CH	2d	3d^	4th	RR
Ronnie Arrow (Texas St. 1969) 2007	1	0	1	0	0	0	0	0
Steve Lutz (Texas Lutheran 1995) 2022, 23	2	1	2	0	0	0	0	0
TOTAL	3	1	3	0	0	0	0	0

Abilene Christian

Joe Golding (Abilene Christian 1999) 2019, 21	2	1	2	0	0	0	0	0
TOTAL	2	1	2	0	0	0	0	0

Air Force

Bob Spear (DePauw 1941) 1960, 62	2	0	2	0	0	0	0	0
Joe Scott (Princeton 1987) 2004	1	0	1	0	0	0	0	0
Jeff Bzdelik (UIC 1976) 2006	1	0	1	0	0	0	0	0
TOTAL	4	0	4	0	0	0	0	0

Akron

Bob Huggins (West Virginia 1977) 1986	1	0	1	0	0	0	0	0
Keith Dambrot (Akron 1982) 2009, 11, 13	3	0	3	0	0	0	0	0
John Groce (Taylor [IN] 1994) 2022, 24	2	0	2	0	0	0	0	0
TOTAL	6	0	6	0	0	0	0	0

Alabama*

C.M. Newton (Kentucky 1952) 1975, 76	2	1	2	0	0	0	0	0
Wimp Sanderson (North Ala. 1959) 1982, 83, 84, 85, 86, 87*, 89, 90, 91, 92	10	12	10	0	0	0	0	0
David Hobbs (VCU 1971) 1994, 95	2	2	2	0	0	0	0	0
Mark Gottfried (Alabama 1987) 2002,03, 04-RR, 05, 06	5	5	5	0	0	0	0	1
Anthony Grant (Dayton 1987) 2012	1	0	1	0	0	0	0	0
Avery Johnson (Southern U. 1988) 2018	1	1	1	0	0	0	0	0
Nate Oats (Maranatha Baptist 1997) 2021, 22, 23, 24-T3d	4	8	4	0	0	1	0	0
TOTAL	25	29	25	0	0	1	0	1

Alabama A&M

L. Vann Pettaway (Alabama A&M 1980)2005	1	0	1	0	0	0	0	0
TOTAL	1	0	1	0	0	0	0	0

Alabama St.

Rob Spivery (Ashland 1972) 2001, 04	2	0	2	0	0	0	0	0
Lewis Jackson (Alabama St. 1984) 2009, 11	2	0	2	0	0	0	0	0
TOTAL	4	0	4	0	0	0	0	0

Albany (NY)

Will Brown (Dowling 1995) 2006, 07, 13, 14, 15	5	1	5	0	0	0	0	0
TOTAL	5	1	5	0	0	0	0	0

Alcorn

Davey L. Whitney (Kentucky St. 1953) 1980, 82, 83, 84, 99, 2002	6	3	6	0	0	0	0	0
TOTAL	6	3	6	0	0	0	0	0

American

Jeff Jones (Virginia 1982) 2008, 09	2	0	2	0	0	0	0	0
Mike Brennan (Princeton 1994) 2014	1	0	1	0	0	0	0	0
TOTAL	3	0	3	0	0	0	0	0

App State

Bobby Cremins (South Carolina 1970)1979	1	0	1	0	0	0	0	0
Buzz Peterson (North Carolina 1986) 2000	1	0	1	0	0	0	0	0
Dustin Kerns (Clemson 2002) 2021	1	0	1	0	0	0	0	0

	Yrs.	W	L	CH	2d	3d^	4th	RR
TOTAL	3	0	3	0	0	0	0	0

Arizona*

Fred Enke (Minnesota 1921) 1951	1	0	1	0	0	0	0	0
Fred Snowden [Wayne St. (MI) 1958] 1976-RR, 77	2	2	2	0	0	0	0	0
Lute Olson (Augsburg 1957) 1985, 86, 87, 88-T3d, 89, 90, 91, 92, 93, 94-T3d, 95, 96, 97-CH, 98-RR, 99*, 2000, 01-2d, 02, 03-RR, 04, 05-RR, 06, 07	23	39	22	1	1	2	0	4
Kevin O'Neill (McGill 1979) 2008*	1	0	1	0	0	0	0	0
Russ Pennell (Pittsburg St. 1989) 2009	1	2	1	0	0	0	0	0
Sean Miller (Pittsburgh 1992) 2011-RR, 13 14-RR, 15-RR, 16, 17, 18	7	13	7	0	0	0	0	3
Tommy Lloyd (Whitman 1998) 2022, 23, 24	3	4	3	0	0	0	0	0
TOTAL	38	60	37	1	1	2	0	7

Arizona St.*

Ned Wulk (Wis.-La Crosse 1942) 1958, 61-RR, 62, 63-RR, 64, 73, 75-RR, 80, 81	9	8	10	0	0	0	0	0
Bill Frieder (Michigan 1964) 1991, 95	2	3	2	0	0	0	0	0
Rob Evans (New Mexico St. 1968) 2003	1	1	1	0	0	0	0	0
Herb Sendek (Carnegie Mellon 1985) 2009, 14	2	1	2	0	0	0	0	0
Bobby Hurley (Duke 1993) 2018, 19, 23	3	2	3	0	0	0	0	0
TOTAL	17	15	18	0	0	0	0	0

Ark.-Pine Bluff*

George Ivory (Mississippi Val. 1988) 2010*	1	1	1	0	0	0	0	0
TOTAL	1	1	1	0	0	0	0	0

Arkansas

Eugene Lambert (Arkansas 1929) 1945-T3d, 49-RR	2	2	2	0	0	1	0	1
Glen Rose (Arkansas 1928) 1941-T3d, 58	2	1	3	0	0	1	0	1
Eddie Sutton (Oklahoma St. 1958) 1977,78-3d, 79-RR, 80, 81, 82, 83, 84, 85	9	10	9	0	0	1	0	1
Nolan Richardson (UTEP 1965) 1988, 89, 90-T3d, 91-RR, 92, 93, 94-CH, 95-2d, 96, 98, 99, 2000, 01	13	26	12	1	1	1	0	3
Stan Heath (Eastern Mich. 1988) 2006, 07	2	0	2	0	0	0	0	0
John Pelphrey (Kentucky 1992) 2008	1	1	1	0	0	0	0	0
Mike Anderson (Tulsa 1982) 2015, 17, 18	3	2	3	0	0	0	0	0
Eric Musselman (San Diego 1987) 2021-RR, 22-RR, 23	3	8	3	0	0	0	0	2
TOTAL	35	50	35	1	1	4	0	8

Arkansas St.

Dickey Nutt (Oklahoma St. 1982) 1999	1	0	1	0	0	0	0	0
TOTAL	1	0	1	0	0	0	0	0

Auburn

Sonny Smith (Milligan 1958) 1984, 85,86-RR, 87, 88	5	7	5	0	0	0	0	0
Cliff Ellis (Florida St. 1968) 1999, 2000,03	3	5	3	0	0	0	0	0
Bruce Pearl (Boston College 1982) 2018, 19-T3d, 22, 23, 24	5	7	5	0	0	1	0	0
TOTAL	13	19	13	0	0	1	0	0

Austin Peay*

Lake Kelly (Georgia Tech 1956) 1973*, 74, 87	3	2	4	0	0	0	0	0
Dave Loos (Memphis 1970) 1996, 2003, 08, 16	4	0	4	0	0	0	0	0
TOTAL	7	2	8	0	0	0	0	0

	Yrs.	W	L	CH	2d	3d^	4th	RR
Ball St.								
Steve Yoder (Ill. Wesleyan 1962) 1981	1	0	1	0	0	0	0	0
Al Brown (Purdue 1964) 1986	1	0	1	0	0	0	0	0
Rick Majerus (Marquette 1970) 1989	1	1	1	0	0	0	0	0
Dick Hunsaker (Weber St. 1977) 1990, 93	2	2	2	0	0	0	0	0
Ray McCallum (Ball St. 1983) 1995, 2000	2	0	2	0	0	0	0	0
TOTAL	7	3	7	0	0	0	0	0
Baylor								
R.E. "Bill" Henderson (Howard Payne 1925) 1946-RR, 48-2d, 50-4th	3	3	5	0	1	0	1	2
Gene Iba (Tulsa 1963) 1988	1	0	1	0	0	0	0	0
Scott Drew (Butler 1993) 2008, 10-RR, 12-RR, 14, 15, 16, 17, 19, 21-CH, 22, 23, 24	12	20	11	1	0	0	0	0
TOTAL	16	23	17	1	1	0	1	2
Belmont								
Rick Byrd (Tennessee 1976) 2006, 07, 08, 11, 12, 13, 15, 19	8	1	8	0	0	0	0	0
TOTAL	8	1	8	0	0	0	0	0
Binghamton								
Kevin Broadus (Bowie St. 1990) 2009	1	0	1	0	0	0	0	0
TOTAL	1	0	1	0	0	0	0	0
Boise St.								
Doran "Bus" Connor (Idaho St. 1955) 1976	1	0	1	0	0	0	0	0
Bob Dye (Idaho St. 1962) 1988, 93, 94	3	0	3	0	0	0	0	0
Greg Graham (Oregon 1978) 2008	1	0	1	0	0	0	0	0
Leon Rice (Washington St. 1986) 2013, 15, 22, 23, 24	5	0	5	0	0	0	0	0
TOTAL	10	0	10	0	0	0	0	0
Boston College								
Donald Martin (Georgetown 1941) 1958	1	0	1	0	0	0	0	0
Bob Cousy (Holy Cross 1948) 1967-RR, 68	2	2	2	0	0	0	0	0
Bob Zuffelato (Central Conn. St. 1959) 1975	1	1	2	0	0	0	0	0
Tom Davis (Wis.-Platteville 1960) 1981, 82-RR	2	5	2	0	0	0	0	0
Gary Williams (Maryland 1967) 1983, 85	2	3	2	0	0	0	0	0
Jim O'Brien (Boston College 1971) 1994-RR, 96, 97	3	5	3	0	0	0	0	0
Al Skinner (Massachusetts 1974) 2001, 02, 04, 05, 06, 07, 09	7	6	7	0	0	0	0	0
TOTAL	18	22	19	0	0	0	0	0
Boston U.								
Matt Zunic (George Washington 1942) 1959-RR	1	2	1	0	0	0	0	0
Rick Pitino (Massachusetts 1974) 1983	1	0	1	0	0	0	0	0
Mike Jarvis (Northeastern 1968) 1988, 90	2	0	2	0	0	0	0	0
Dennis Wolff (UConn 1978) 1997, 2002	2	0	2	0	0	0	0	0
Patrick Chambers (Philadelphia U. 1994) 2011	1	0	1	0	0	0	0	0
TOTAL	7	2	7	0	0	0	0	0
Bowling Green								
Harold Anderson (Otterbein 1924) 1959, 62, 63	3	1	4	0	0	0	0	0
Bill Fitch (Coe 1954) 1968	1	0	1	0	0	0	0	0
TOTAL	4	1	5	0	0	0	0	0
Bradley								
Forrest "Forddy" Anderson (Stanford 1942) 1950-2d, 54-2d	2	6	2	0	2	0	0	0
Bob Vanatta (Central Methodist 1945) 1955-RR	1	2	1	0	0	0	0	1
Dick Versace (Wisconsin 1964) 1980, 86	2	1	2	0	0	0	0	0
Stan Albeck (Bradley 1955) 1988	1	0	1	0	0	0	0	0
Jim Molinari (Ill. Wesleyan 1977) 1996	1	0	1	0	0	0	0	0
Jim Les (Bradley 1986) 2006	1	2	1	0	0	0	0	0

	Yrs.	W	L	CH	2d	3d^	4th	RR
Brian Wardle (Marquette 2001) 2019	1	0	1	0	0	0	0	0
TOTAL	9	11	9	0	2	0	0	1
Brown								
George Allen (West Virginia 1935) 1939-RR	1	0	1	0	0	0	0	1
Mike Cingiser (Brown 1962) 1986	1	0	1	0	0	0	0	0
TOTAL	2	0	2	0	0	0	0	1
Bryant								
Jared Grasso (Quinnipiac 2002) 2022	1	0	1	0	0	0	0	0
TOTAL	1	0	1	0	0	0	0	0
Bucknell								
Charles Woollum (William & Mary 1962) 1987, 89	2	0	2	0	0	0	0	0
Pat Flannery (Bucknell 1980) 2005, 06	2	2	2	0	0	0	0	0
David Paulsen (Williams 1987) 2011, 13	2	0	2	0	0	0	0	0
Nathan Davis (Randolph-Macon 1997) 2017, 18	2	0	2	0	0	0	0	0
TOTAL	8	2	8	0	0	0	0	0
Buffalo								
Bobby Hurley (Duke 1993) 2015	1	0	1	0	0	0	0	0
Nate Oats (Maranatha Baptist 1997) 2016, 18, 19	3	2	3	0	0	0	0	0
TOTAL	4	2	4	0	0	0	0	0
Butler								
Paul "Tony" Hinkle (Chicago 1921) 1962	1	2	1	0	0	0	0	0
Barry Collier (Butler 1976) 1997, 98, 2000	3	0	3	0	0	0	0	0
Thad Matta (Butler 1990) 2001	1	1	1	0	0	0	0	0
Todd Licklitter (Butler 1979) 2003, 07	2	4	2	0	0	0	0	0
Brad Stevens (DePauw 1999) 2008, 09, 10-2d, 11-2d, 13	5	12	5	0	2	0	0	0
Chris Holtmann [Taylor (IN) 1994] 2015, 16, 17	3	4	3	0	0	0	0	0
LaVall Jordan (Butler 2001) 2018	1	1	1	0	0	0	0	0
TOTAL	16	24	16	0	2	0	0	0
BYU								
Stan Watts (BYU 1938) 1950-RR, 51-RR, 57, 65, 69, 71, 72	7	4	10	0	0	0	0	2
Frank Arnold (Idaho St. 1956) 1979, 80, 81-RR	3	3	3	0	0	0	0	1
Ladell Andersen (Utah St. 1951) 1984, 87, 88	3	2	3	0	0	0	0	0
Roger Reid (Weber St. 1967) 1990, 91, 92, 93, 95	5	2	5	0	0	0	0	0
Steve Cleveland (UC Irvine 1976) 2001, 03, 04	3	0	3	0	0	0	0	0
Dave Rose (Houston 1984) 2007, 08, 09, 10, 11, 12, 14, 15	8	4	8	0	0	0	0	0
Mark Pope (Kentucky 1996) 2021, 24	2	0	2	0	0	0	0	0
TOTAL	31	15	34	0	0	0	0	3
Cal Poly								
Joe Callero (Central Wash. 1986) 2014	1	1	1	0	0	0	0	0
TOTAL	1	1	1	0	0	0	0	0
Cal St. Fullerton								
Bob Dye (Idaho St. 1962) 1978-RR	1	2	1	0	0	0	0	1
Bob Burton (Fresno St. 1968) 2008	1	0	1	0	0	0	0	0
Dedrique Taylor (UC Davis 1997) 2018, 22	2	0	2	0	0	0	0	0
TOTAL	4	2	4	0	0	0	0	1
Cal St. LA								
Bob Miller (Occidental 1953) 1974	1	0	1	0	0	0	0	0
TOTAL	1	0	1	0	0	0	0	0
California*								
Clarence "Nibs" Price (California 1914) 1946-4th	1	1	2	0	0	0	1	0
Pete Newell (LMU (CA) 1940) 1957-RR, 58-RR, 59-CH, 60-2d	4	10	3	1	1	0	0	2
Lou Campanelli (Montclair St. 1960) 1990	1	1	1	0	0	0	0	0

	Yrs.	W	L	CH	2d	3d^	4th	RR
Todd Bozeman (Rhode Island 1986) 1993, 94, 96*	3	2	3	0	0	0	0	0
Ben Braun (Wisconsin 1975) 1997, 2001,02, 03, 06	5	4	5	0	0	0	0	0
Mike Montgomery (Long Beach St. 1968) 2009, 10, 12, 13	4	2	4	0	0	0	0	0
Cuonzo Martin (Purdue 1995) 2016	1	0	1	0	0	0	0	0
TOTAL	19	20	19	1	1	0	1	2
Campbell								
Billy Lee (Barton 1971) 1992	1	0	1	0	0	0	0	0
TOTAL	1	0	1	0	0	0	0	0
Canisius								
Joseph Curran (Canisius 1943) 1955-RR, 56-RR, 57	3	6	3	0	0	0	0	2
John Beilein (Wheeling Jesuit 1975) 1996	1	0	1	0	0	0	0	0
TOTAL	4	6	4	0	0	0	0	2
Catholic								
John Long (Catholic 1928) 1944-RR	1	0	2	0	0	0	0	1
TOTAL	1	0	2	0	0	0	0	1
CCNY								
Nat Holman (Savage School of Phys. Ed. 1917) 1947-4th, 50-CH	2	4	2	1	0	0	1	0
TOTAL	2	4	2	1	0	0	1	0
Central Conn. St.								
Howie Dickenmann (Central Conn. St. 1970) 2000, 02, 07	3	0	3	0	0	0	0	0
TOTAL	3	0	3	0	0	0	0	0
Central Mich.								
Dick Parfitt (Central Mich. 1953) 1975, 77	2	2	2	0	0	0	0	0
Charlie Coles [Miami (OH) 1965] 1987	1	0	1	0	0	0	0	0
Jay Smith (Saginaw Valley 1984) 2003	1	1	1	0	0	0	0	0
TOTAL	4	3	4	0	0	0	0	0
Charleston So.								
Tom Conrad (Old Dominion 1979) 1997	1	0	1	0	0	0	0	0
TOTAL	1	0	1	0	0	0	0	0
Charlotte								
Lee Rose (Transylvania 1958) 1977-4th	1	3	2	0	0	0	1	0
Jeff Mullins (Duke 1964) 1988, 92, 95	3	0	3	0	0	0	0	0
Melvin Watkins (Charlotte 1977) 1997, 98	2	2	2	0	0	0	0	0
Bob Lutz (Charlotte 1980) 1999, 2001, 02, 04, 05	5	2	5	0	0	0	0	0
TOTAL	11	7	12	0	0	0	1	0
Chattanooga								
Murray Arnold (American 1960) 1981, 82, 83	3	1	3	0	0	0	0	0
Mack McCarthy (Virginia Tech 1974) 1988, 93, 94, 95, 97	5	2	5	0	0	0	0	0
John Shulman (East Tenn. St. 1989) 2005, 09	2	0	2	0	0	0	0	0
Matt McCall (Florida 2004) 2016	1	0	1	0	0	0	0	0
Lamont Paris (Wooster 1996) 2022	1	0	1	0	0	0	0	0
TOTAL	12	3	12	0	0	0	0	0
Cincinnati								
George Smith (Cincinnati 1935) 1958, 59-3d, 60-3d	3	7	3	0	0	2	0	0
Ed Jucker (Cincinnati 1940) 1961-CH, 62-CH, 63-2d	3	11	1	2	1	0	0	0
Tay Baker (Cincinnati 1950) 1966	1	0	2	0	0	0	0	0
Gale Catlett (West Virginia 1963) 1975, 76, 77	3	2	3	0	0	0	0	0
Bob Huggins (West Virginia 1977) 1992- T3d, 93-RR, 94, 95, 96-RR, 97, 98, 99,2000, 01, 02, 03, 04, 05	14	20	14	0	0	1	0	2
Mick Cronin (Cincinnati 1997) 2011, 12, 13 14, 15, 16, 17, 18, 19	9	6	9	0	0	0	0	0
TOTAL	33	46	32	2	1	3	0	2
Clemson*								
Bill C. Foster (Carson-Newman 1958) 1980-RR	1	3	1	0	0	0	0	1

	Yrs.	W	L	CH	2d	3d^	4th	RR
Cliff Ellis (Florida St. 1968) 1987, 89, 90* Rick Barnes (Lenoir-Rhyne 1977) 1996, 97, 98	3	3	3	0	0	0	0	0
Oliver Purnell (Old Dominion 1975) 2008, 09, 10	3	0	3	0	0	0	0	0
Brad Brownell (DePauw 1991) 2011, 18, 21, 24-RR	4	6	4	0	0	0	0	1
TOTAL	14	14	14	0	0	0	0	2
Cleveland St.								
Kevin Mackey (St. Anselm 1967) 1986	1	2	1	0	0	0	0	0
Gary Waters (Ferris St. 1975) 2009	1	1	1	0	0	0	0	0
Dennis Gates (California 2001) 2021	1	0	1	0	0	0	0	0
TOTAL	3	3	3	0	0	0	0	0
Coastal Carolina								
Russ Bergman (LSU 1970) 1991, 93	2	0	2	0	0	0	0	0
Cliff Ellis (Florida St. 1968) 2014, 15	2	0	2	0	0	0	0	0
TOTAL	4	0	4	0	0	0	0	0
Col. Of Charleston								
John Kresse [St. John's (NY) 1964] 1994, 97, 98, 99	4	1	4	0	0	0	0	0
Earl Grant (Georgia College 2000) 2018	1	0	1	0	0	0	0	0
Pat Kelsey (Xavier 1998) 2023, 24	2	0	2	0	0	0	0	0
TOTAL	7	1	7	0	0	0	0	0
Colgate								
Jack Bruen (Catholic 1972) 1995, 96	2	0	2	0	0	0	0	0
Matt Langel (Penn 2000) 2019, 21, 22, 23, 24	5	0	5	0	0	0	0	0
TOTAL	7	0	7	0	0	0	0	0
Colorado								
Forrest "Frosty" Cox (Kansas 1930) 1940-RR, 42-T3d, 46-RR	3	2	4	0	0	1	0	2
Horace "Bebe" Lee (Stanford 1938) 1954, 55-3d	2	3	3	0	0	1	0	0
Russell "Sox" Walseth (Colorado 1948) 1962-RR, 63-RR, 69	3	3	3	0	0	0	0	2
Ricardo Patton (Belmont 1980) 1997, 2003	2	1	2	0	0	0	0	0
Tad Boyle (Kansas 1985) 2012, 13, 14, 16, 21, 24	6	4	6	0	0	0	0	0
TOTAL	16	13	18	0	0	2	0	4
Colorado St.								
Bill Strannigan (Wyoming 1941) 1954	1	0	2	0	0	0	0	0
Jim Williams (Utah St. 1947) 1963, 65, 66, 69-RR	4	2	4	0	0	0	0	1
Boyd Grant (Colorado St. 1957) 1989, 90	2	1	2	0	0	0	0	0
Dale Layer (Eckerd 1979) 2003	1	0	1	0	0	0	0	0
Tim Miles (Mary 1989) 2012	1	0	1	0	0	0	0	0
Larry Eustachy (Long Beach St. 1979) 2013	1	1	1	0	0	0	0	0
Niko Medved (Minnesota 1997) 2022, 24	2	1	2	0	0	0	0	0
TOTAL	12	5	13	0	0	0	0	1
Columbia								
Gordon Ridings (Oregon 1929) 1948-RR	1	0	2	0	0	0	0	1
Lou Rossini (Columbia 1948) 1951	1	0	1	0	0	0	0	0
John "Jack" Rohan (Columbia 1953) 1968	1	2	1	0	0	0	0	0
TOTAL	3	2	4	0	0	0	0	1
Coppin St.								
Ron Mitchell (Edison 1984) 1990, 93, 97, 2008	4	1	4	0	0	0	0	0
TOTAL	4	1	4	0	0	0	0	0
Cornell								
Royner Greene (Illinois 1929) 1954	1	0	2	0	0	0	0	0
Mike Dement (East Carolina 1976) 1988	1	0	1	0	0	0	0	0
Steve Donahue (Ursinus 1984) 2008, 09,10	3	2	3	0	0	0	0	0
TOTAL	5	2	6	0	0	0	0	0
Creighton								

	Yrs.	W	L	CH	2d	3d^	4th	RR
Eddie Hickey (Creighton 1927) 1941-RR	1	1	1	0	0	0	0	1
John "Red" McManus (St. Ambrose 1949) 1962, 64	2	3	3	0	0	0	0	0
Eddie Sutton (Oklahoma St. 1958) 1974	1	2	1	0	0	0	0	0
Tom Apke (Creighton 1965) 1975, 78, 81	3	0	3	0	0	0	0	0
Tony Barone (Duke 1968) 1989, 91	2	1	2	0	0	0	0	0
Dana Altman (Eastern N.M. 1980) 1999,2000, 01, 02, 03, 05, 07	7	2	7	0	0	0	0	0
Greg McDermott (UNI 1988) 2012, 13, 14, 17, 18, 21, 22, 23-RR, 24	9	11	9	0	0	0	0	1
TOTAL	25	20	26	0	0	0	0	2

CSU Bakersfield

Rod Barnes (Ole Miss 1988) 2016	1	0	1	0	0	0	0	0
TOTAL	1	0	1	0	0	0	0	0

CSUN

Bobby Braswell (Cal St. Northridge 1984)2001, 09	2	0	2	0	0	0	0	0
TOTAL	2	0	2	0	0	0	0	0

Dartmouth

Osborne "Ozzie" Cowles (Carleton 1922) 1941-RR, 42-2d, 43-RR	3	4	3	0	1	0	0	2
Earl Brown (Notre Dame 1939) 1944-2d	1	2	1	0	1	0	0	0
Alvin "Doggie" Julian (Bucknell 1923) 1956, 58-RR, 59	3	4	3	0	0	0	0	1
TOTAL	7	10	7	0	2	0	0	3

Davidson

Charles "Lefty" Driesell (Duke 1954) 1966, 68-RR, 69-RR	3	5	4	0	0	0	0	2
Terry Holland (Davidson 1964) 1970	1	0	1	0	0	0	0	0
Bobby Hussey (App State 1962) 1986	1	0	1	0	0	0	0	0
Bob McKillop (Hofstra 1972) 1998, 2002, 06, 07, 08-RR, 12, 13, 15, 18, 22	10	3	10	0	0	0	0	1
TOTAL	15	8	16	0	0	0	0	3

Dayton

Tom Blackburn [Wilmington (OH) 1931] 1952	1	1	1	0	0	0	0	0
Don Donohue (Dayton 1954) 1965, 66, 67-2d, 69, 70, 74, 84-RR, 85	8	11	10	0	1	0	0	1
Jim O'Brien (Saint Joseph's 1974) 1990	1	1	1	0	0	0	0	0
Oliver Purnell (Old Dominion 1975) 2000, 03	2	0	2	0	0	0	0	0
Brian Gregory (Oakland 1990) 2004, 09,	2	1	2	0	0	0	0	0
Archie Miller (North Carolina St. 2003) 2014-RR, 15, 16, 17	4	5	4	0	0	0	0	1
Anthony Grant (Dayton 1987) 2024	1	1	1	0	0	0	0	0
TOTAL	19	20	21	0	1	0	0	2

Delaware

Steve Steinwedel (Mississippi St. 1975) 1992, 93	2	0	2	0	0	0	0	0
Mike Brey (George Washington 1982) 1998, 99	2	0	2	0	0	0	0	0
Monte Ross (Winston-Salem 1992) 2014	1	0	1	0	0	0	0	0
Martin Ingelsby (Notre Dame 2001) 2022	1	0	1	0	0	0	0	0
TOTAL	6	0	6	0	0	0	0	0

Delaware St.

Greg Jackson (St. Paul's 1982) 2005	1	0	1	0	0	0	0	0
TOTAL	1	0	1	0	0	0	0	0

DePaul*

Ray Meyer (Notre Dame 1938) 1943- T3d, 53, 56, 59, 60, 65, 76, 78-RR, 79-3d, 80, 81, 82, 84	13	14	16	0	0	2	0	1
Joey Meyer (DePaul 1971) 1985, 86*, 87*, 88*, 89*, 91, 92	7	6	7	0	0	0	0	0
Pat Kennedy [King's (PA) 1976] 2000	1	0	1	0	0	0	0	0
Dave Leitao (Northeastern 1983) 2004	1	1	1	0	0	0	0	0
TOTAL	22	21	25	0	0	2	0	1

Detroit Mercy

	Yrs.	W	L	CH	2d	3d^	4th	RR
Robert Calihan (Detroit Mercy 1940) 1962	1	0	1	0	0	0	0	0
Dick Vitale (Seton Hall 1962) 1977	1	1	1	0	0	0	0	0
Dave "Smokey" Gaines (LeMoyne-Owen 1963) 1979	1	0	1	0	0	0	0	0
Perry Watson (Eastern Mich. 1972) 1998, 99	2	2	2	0	0	0	0	0
Ray McCallum (Ball St. 1983) 2012	1	0	1	0	0	0	0	0
TOTAL	6	3	6	0	0	0	0	0

Drake

Maurice John (Central Mo. 1941) 1969-3d, 70-RR, 71-RR	3	5	3	0	0	1	0	2
Keno Davis (Iowa 1995) 2008	1	0	1	0	0	0	0	0
Darian DeVries (UNI 1998) 2021, 23, 24	3	1	3	0	0	0	0	0
TOTAL	7	6	7	0	0	1	0	2

Drexel

Eddie Burke (La Salle 1967) 1986	1	0	1	0	0	0	0	0
Bill Herrion (Merrimack 1981) 1994, 95, 96	3	1	3	0	0	0	0	0
Zach Spiker (Ithaca 2000) 2021	1	0	1	0	0	0	0	0
TOTAL	5	1	5	0	0	0	0	0

Duke

Harold Bradley (Hartwick 1934) 1955	1	0	1	0	0	0	0	0
Vic Bubas (North Carolina St. 1951) 1960-RR, 63-3d, 64-2d, 66-3d	4	11	4	0	1	2	0	1
W.E. "Bill" Foster (Elizabethtown 1954) 1978-2d, 79, 80-RR	3	6	3	0	1	0	0	1
Mike Krzyzewski (Army 1969) 1984, 85, 86-2d, 87, 88-T3d, 89-T3d, 90-2d, 91-CH,92-CH, 93, 94-2d, 96, 97, 98-RR, 99-2d,2000, 01-CH, 02, 03, 04-T3d, 05, 06, 07, 08, 09, 10-CH, 11, 12, 13-RR, 14, 15-CH, 16, 17, 18-RR, 19-RR, 22-T3d	36	101	31	5	4	4	0	4
Jon Scheyer (Duke 2010) 2023, 24-RR	2	4	2	0	0	0	0	1
TOTAL	46	122	41	5	6	6	0	7

Duquesne

Charles "Chick" Davies (Duquesne 1934) 1940-T3d	1	1	1	0	0	1	0	0
Donald "Dudey" Moore (Duquesne 1934) 1952-RR	1	1	1	0	0	0	0	1
John "Red" Manning (Duquesne 1951) 1969, 71	2	2	2	0	0	0	0	0
John Cinicola (Duquesne 1955) 1977	1	0	1	0	0	0	0	0
Keith Dambrot (Akron 1982) 2024	1	1	1	0	0	0	0	0
TOTAL	6	5	6	0	0	1	0	1

East Carolina

Tom Quinn (Marshall 1954) 1972	1	0	1	0	0	0	0	0
Eddie Payne (Wake Forest 1973) 1993	1	0	1	0	0	0	0	0
TOTAL	2	0	2	0	0	0	0	0

Eastern III.

Rick Samuels (Chadron St. 1971) 1992, 2001	2	0	2	0	0	0	0	0
TOTAL	2	0	2	0	0	0	0	0

Eastern Ky.

Paul McBrayer (Kentucky 1930) 1953, 59	2	0	2	0	0	0	0	0
Jim Baechtold (Eastern Ky. 1952) 1965	1	0	1	0	0	0	0	0
Guy Strong (Eastern Ky. 1955) 1972	1	0	1	0	0	0	0	0
Ed Byhre [Augustana (SD) 1966] 1979	1	0	1	0	0	0	0	0
Travis Ford (Kentucky 1994) 2005	1	0	1	0	0	0	0	0
Jeff Neubauer (La Salle 1993) 2007, 14	2	0	2	0	0	0	0	0
TOTAL	8	0	8	0	0	0	0	0

Eastern Mich.

Ben Braun (Wisconsin 1975) 1988, 91, 96	3	3	3	0	0	0	0	0
Milton Barnes (Albion 1979) 1998	1	0	1	0	0	0	0	0
TOTAL	4	3	4	0	0	0	0	0

Eastern Wash.

	Yrs.	W	L	CH	2d	3d^	4th	RR
Ray Giacometti (Minot St. 1984) 2004	1	0	1	0	0	0	0	0
Jim Hayford (Azusa Pacific 1990) 2015	1	0	1	0	0	0	0	0
Shantay Legans (Fresno St. 2004) 2021	1	0	1	0	0	0	0	0
TOTAL	3	0	3	0	0	0	0	0

ETSU

J. Madison Brooks (Louisiana Tech 1937) 1968	1	1	2	0	0	0	0	0
Les Robinson (North Carolina St. 1964) 1989, 90	2	0	2	0	0	0	0	0
Alan LeForce (Cumberland 1957) 1991, 92	2	1	2	0	0	0	0	0
Ed DeChellis (Penn St. 1982) 2003	1	0	1	0	0	0	0	0
Murry Bartow (UAB 1985) 2004, 09, 10	3	0	3	0	0	0	0	0
Steve Forbes (Southern Ark. 1988) 2017	1	0	1	0	0	0	0	0
TOTAL	10	2	11	0	0	0	0	0

Evansville

Dick Walters (Illinois St. 1969) 1982	1	0	1	0	0	0	0	0
Jim Crews (Indiana 1976) 1989, 92, 93, 99	4	1	4	0	0	0	0	0
TOTAL	5	1	5	0	0	0	0	0

Fairfield

Mitch Buonaguro (Boston College 1975) 1986, 87	2	0	2	0	0	0	0	0
Paul Cormier (New Hampshire 1973) 1997	1	0	1	0	0	0	0	0
TOTAL	3	0	3	0	0	0	0	0

FDU

Tom Green (Syracuse 1971) 1985, 88, 98, 2005	4	0	4	0	0	0	0	0
Greg Herenda (Merrimack 1983) 2016, 19	2	1	2	0	0	0	0	0
Tobin Anderson (Wesleyan [CT] 1995) 2023	1	2	1	0	0	0	0	0
TOTAL	7	3	6	0	0	0	0	0

FGCU

Andy Enfield (Johns Hopkins 1991) 2013	1	2	1	0	0	0	0	0
Joe Dooley (George Washington 1988) 2016, 17	2	1	2	0	0	0	0	0
TOTAL	3	3	3	0	0	0	0	0

FIU

Bob Weltlich (Ohio St. 1967) 1995	1	0	1	0	0	0	0	0
TOTAL	1	0	1	0	0	0	0	0

Fla. Atlantic

Sydney Green (UNLV 1983) 2002	1	0	1	0	0	0	0	0
Dusty May (Indiana 2000) 2023-T3d, 24	2	4	2	0	0	1	0	0
TOTAL	3	4	3	0	0	1	0	0

Florida*

Norm Sloan (North Carolina St. 1951) 1987*, 88*, 89	3	3	3	0	0	0	0	0
Lon Kruger (Kansas St. 1974) 1994-T3d, 95	2	4	2	0	0	1	0	0
Billy Donovan (Providence 1987) 1999, 2000-2d, 01, 02, 03, 04, 05, 06-CH, 07-CH, 10, 11-RR, 12-RR, 13-RR, 14-T3rd	14	35	12	2	1	1	0	3
Mike White (Ole Miss 1999) 2017-RR, 18, 19, 21	4	6	4	0	0	0	0	1
Todd Golden (Saint Mary's [CA] 2008) 2024	1	0	1	0	0	0	0	0
TOTAL	24	48	22	2	1	2	0	4

Florida A&M

Mickey Clayton (Florida A&M 1975) 1999	1	0	1	0	0	0	0	0
Mike Gillespie (DePaul 1974) 2004, 07	2	1	2	0	0	0	0	0
TOTAL	3	1	3	0	0	0	0	0

Florida St.

Hugh Durham (Florida St. 1959) 1968, 72-2d, 78	3	4	3	0	1	0	0	0
Joe Williams (SMU 1956) 1980	1	1	1	0	0	0	0	0

	Yrs.	W	L	CH	2d	3d^	4th	RR
Pat Kennedy [King's (PA) 1976] 1988, 89, 91, 92, 93-RR	5	6	5	0	0	0	0	1
Steve Robinson (Radford 1981) 1998	1	1	1	0	0	0	0	0
Leonard Hamilton (UT Martin 1971) 2009, 10, 11, 12, 17, 18-RR, 19, 21	8	11	8	0	0	0	0	1
TOTAL	18	23	18	0	1	0	0	2

Fordham

John Bach (Fordham 1948) 1953, 54	2	0	2	0	0	0	0	0
Richard "Digger" Phelps (Rider 1963) 1971	1	2	1	0	0	0	0	0
Nick Macarchuk (Fairfield 1963) 1992	1	0	1	0	0	0	0	0
TOTAL	4	2	4	0	0	0	0	0

Fresno St.*

Boyd Grant (Colorado St. 1961) 1981, 82, 84	3	1	3	0	0	0	0	0
Jerry Tarkanian (Fresno St. 1956) 2000*, 01	2	1	2	0	0	0	0	0
Rodney Terry (St. Edward's 1990) 2016	1	0	1	0	0	0	0	0
TOTAL	6	2	6	0	0	0	0	0

Furman

Joe Williams (SMU 1956) 1971, 73, 74, 75, 78	5	1	6	0	0	0	0	0
Eddie Holbrook (Lenoir-Rhyne 1962) 1980	1	0	1	0	0	0	0	0
Bob Richey (North Greenville 2006) 2023	1	1	1	0	0	0	0	0
TOTAL	7	2	8	0	0	0	0	0

Ga. Southern

Frank Kerns (Alabama 1957) 1983, 87, 92	3	0	3	0	0	0	0	0
TOTAL	3	0	3	0	0	0	0	0

Gardner-Webb

Tim Craft (Florida 2000) 2019	1	0	1	0	0	0	0	0
TOTAL	1	0	1	0	0	0	0	0

George Mason

Ernie Nestor (Alderson Broaddus 1968) 1989	1	0	1	0	0	0	0	0
Jim Larranaga (Providence 1971) 1999, 2001, 06-T3d, 08, 11	5	5	5	0	0	1	0	0
TOTAL	6	5	6	0	0	1	0	0

George Washington

Bill Reinhart (Oregon 1923) 1954, 61	2	0	2	0	0	0	0	0
Mike Jarvis (Northeastern 1968) 1993, 94, 96, 98	4	3	4	0	0	0	0	0
Tom Penders (UConn 1967) 1999	1	0	1	0	0	0	0	0
Karl Hobbs (UConn 1985) 2005, 06, 07	3	1	3	0	0	0	0	0
Mike Lonergan (Catholic 1988) 2014	1	0	1	0	0	0	0	0
TOTAL	11	4	11	0	0	0	0	0

Georgetown

Elmer Ripley (No college) 1943-2d	1	2	1	0	1	0	0	0
John Thompson (Providence 1964) 1975, 76, 79, 80-RR, 81, 82-2d, 83, 84-CH, 85-2d, 86, 87-RR, 88, 89-RR, 90, 91, 92, 94, 95, 96-RR, 97	20	34	19	1	2	0	0	4
Craig Esherick (Georgetown 1978) 2001	1	2	1	0	0	0	0	0
John Thompson III (Princeton 1988) 2006, 07-T3d, 08, 10, 11, 12, 13, 15	8	9	8	0	0	1	0	0
Patrick Ewing (Georgetown 1985) 2021	1	0	1	0	0	0	0	0
TOTAL	31	47	30	1	3	1	0	4

Georgia*

Hugh Durham (Florida St. 1959) 1983-T3d, 85*, 87, 90, 91	5	4	5	0	0	1	0	0
Tubby Smith (High Point 1973) 1996, 97	2	2	2	0	0	0	0	0
Jim Harrick [Charleston (WV) 1960] 2001, 02*	2	1	2	0	0	0	0	0
Dennis Felton (Howard 1985) 2008	1	0	1	0	0	0	0	0
Mark Fox (Eastern N.M. 1991) 2011, 15	2	0	2	0	0	0	0	0
TOTAL	12	7	12	0	0	1	0	0

Georgia St.

Bob Reinhart (Indiana 1961) 1991	1	0	1	0	0	0	0	0
----------------------------------	---	---	---	---	---	---	---	---

	Yrs.	W	L	CH	2d	3d^	4th	RR
Charles "Lefty" Driesell (Duke 1954) 2001	1	1	1	0	0	0	0	0
Ron Hunter [Miami (OH) 1986] 2015, 18, 19	3	1	3	0	0	0	0	0
Rob Lanier (St. Bonaventure 1990) 2022	1	0	1	0	0	0	0	0
TOTAL	6	2	6	0	0	0	0	0
Georgia Tech								
John "Whack" Hyder (Georgia Tech 1937) 1960-RR	1	1	1	0	0	0	0	1
Bobby Cremins (South Carolina 1970) 1985-RR, 86, 87, 88, 89, 90-T3d, 91, 92, 93, 96	10	15	10	0	0	1	0	1
Paul Hewitt (St. John Fisher 1985) 2001,04-2d, 05, 07, 10	5	7	5	0	1	0	0	0
Josh Pastner (Arizona 1998) 2021	1	0	1	0	0	0	0	0
TOTAL	17	23	17	0	1	1	0	2
Gonzaga								
Dan Fitzgerald (Cal St. LA 1965) 1995	1	0	1	0	0	0	0	0
Dan Monson (Idaho 1985) 1999-RR	1	3	1	0	0	0	0	1
Mark Few (Oregon 1987) 2000, 01, 02,03, 04, 05, 06, 07, 08, 09, 10, 11, 12, 13-14, 15-RR, 16, 17-2d, 18, 19-RR, 21-2d, 22, 23-RR, 24	24	43	24	0	2	0	0	3
TOTAL	26	46	26	0	2	0	0	4
Grambling								
Donte Jackson (Central St. [OH] 2003) 2024	1	1	1	0	0	0	0	0
TOTAL	1	1	1	0	0	0	0	0
Grand Canyon								
Bryce Drew (Valparaiso 1998) 2021, 23, 24	3	1	3	0	0	0	0	0
TOTAL	3	1	3	0	0	0	0	0
Green Bay								
Dick Bennett (Ripon 1965) 1991, 94, 95	3	1	3	0	0	0	0	0
Mike Heideman (Wis.-La Crosse 1971) 1996	1	0	1	0	0	0	0	0
Linc Damer (Purdue 1994) 2016	1	0	1	0	0	0	0	0
TOTAL	5	1	5	0	0	0	0	0
Hampton								
Steve Merfeld (Wis.-La Crosse 1984) 2001, 02	2	1	2	0	0	0	0	0
Bobby Collins (Eastern Ky. 1991) 2006	1	0	1	0	0	0	0	0
Edward Joyner Jr. (Johnson C. Smith 1995) 2011, 15, 16	3	1	3	0	0	0	0	0
TOTAL	6	2	6	0	0	0	0	0
Hardin-Simmons								
Bill Scott (Hardin-Simmons 1947) 1953, 57	2	0	2	0	0	0	0	0
TOTAL	2	0	2	0	0	0	0	0
Hartford								
John Gallagher (Saint Joseph's 1999) 2021	1	0	1	0	0	0	0	0
TOTAL	1	0	1	0	0	0	0	0
Harvard								
Floyd Stahl (Illinois 1926) 1946-RR	1	0	2	0	0	0	0	1
Tommy Amaker (Duke 1987) 2012, 13, 14 15	4	2	4	0	0	0	0	0
TOTAL	5	2	6	0	0	0	0	1
Hawaii								
Ephraim "Red" Rocha (Oregon St. 1950) 1972	1	0	1	0	0	0	0	0
Riley Wallace [Centenary (LA) 1964] 1994, 2001, 02	3	0	3	0	0	0	0	0
Eran Ganot (Swarthmore 2003) 2016	1	1	1	0	0	0	0	0
TOTAL	5	1	5	0	0	0	0	0
Hofstra								
Roger Gaeckler (Gettysburg 1965) 1976, 77	2	0	2	0	0	0	0	0
Jay Wright (Bucknell 1983) 2000, 01	2	0	2	0	0	0	0	0
TOTAL	4	0	4	0	0	0	0	0

	Yrs.	W	L	CH	2d	3d^	4th	RR
Holy Cross								
Alvin "Doggie" Julian (Bucknell 1923) 1947-CH, 48-3d	2	5	1	1	0	1	0	0
Lester "Buster" Sheary (Catholic 1933) 1950-RR, 53-RR	2	2	3	0	0	0	0	2
Roy Leenig [Trinity (CT) 1942] 1956	1	0	1	0	0	0	0	0
George Blaney (Holy Cross 1961) 1977, 80, 93	3	0	3	0	0	0	0	0
Ralph Willard (Holy Cross 1967) 2001, 02, 03, 07	4	0	4	0	0	0	0	0
Bill Carmody [Union (NY) 1975] 2016	1	1	1	0	0	0	0	0
TOTAL	13	8	13	1	0	1	0	2
Houston								
Alden Pasche (Rice 1932) 1956	1	0	2	0	0	0	0	0
Guy Lewis (Houston 1947) 1961, 65, 66, 67-3d, 68-4th, 70, 71, 72, 73, 78, 81, 82-T3d, 83-2d, 84-2d	14	26	18	0	2	2	1	0
Pat Foster (Arkansas 1961) 1987, 90, 92	3	0	3	0	0	0	0	0
Tom Penders (UConn 1967) 2010	1	0	1	0	0	0	0	0
Kelvin Sampson (UNC Pembroke 1978) 2018, 19, 21-T3d, 22-RR, 23, 24	6	14	6	0	0	1	0	1
TOTAL	25	40	30	0	2	3	1	1
Houston Baptist								
Gene Iba (Tulsa 1963) 1984	1	0	1	0	0	0	0	0
TOTAL	1	0	1	0	0	0	0	0
Howard								
A.B. Williamson (N.C. A&T 1968) 1981	1	0	1	0	0	0	0	0
Alfred "Butch" Beard (Louisville 1972) 1992	1	0	1	0	0	0	0	0
Kenneth Blakeney (Duke 1995) 2023, 24	2	0	2	0	0	0	0	0
TOTAL	4	0	4	0	0	0	0	0
Idaho								
Don Monson (Idaho 1955) 1981, 82	2	1	2	0	0	0	0	0
Kermit Davis Jr. (Mississippi St. 1982) 1989, 90	2	0	2	0	0	0	0	0
TOTAL	4	1	4	0	0	0	0	0
Idaho St.								
Steve Belko (Idaho 1939) 1953, 54, 55, 56	4	2	4	0	0	0	0	0
John Grayson (Oklahoma 1938) 1957, 58, 59	3	4	5	0	0	0	0	0
John Evans (Idaho 1948) 1960	1	0	1	0	0	0	0	0
Jim Killingsworth (Northeastern Okla. St. 1948) 1974, 77-RR	2	2	2	0	0	0	0	1
Jim Boutin (Lewis & Clark 1964) 1987	1	0	1	0	0	0	0	0
TOTAL	11	8	13	0	0	0	0	1
Illinois								
Doug Mills (Illinois 1930) 1942-RR	1	0	2	0	0	0	0	1
Harry Combes (Illinois 1937) 1949-3d, 51-3d, 52-3d, 63-RR	4	9	4	0	0	3	0	1
Lou Henson (New Mexico St. 1955) 1981, 83, 84-RR, 85, 86, 87, 88, 89-T3d, 90, 93, 94, 95	12	12	12	0	0	1	0	1
Lon Kruger (Kansas St. 1974) 1997, 98, 2000	3	3	3	0	0	0	0	0
Bill Self (Oklahoma St. 1985) 2001-RR, 02, 03	3	6	3	0	0	0	0	1
Bruce Weber (Milwaukee 1978) 2004, 05-2d, 06, 07, 09, 11	6	9	6	0	1	0	0	0
John Groce [Taylor (IN) 1994] 2013	1	1	1	0	0	0	0	0
Brad Underwood (Kansas St. 1986) 2021, 22, 23, 24-RR	4	5	4	0	0	0	0	1
TOTAL	34	45	35	0	1	4	0	5
Illinois St.								
Bob Donewald (Hanover 1964) 1983, 84, 85	3	2	3	0	0	0	0	0
Bob Bender (Duke 1980) 1990	1	0	1	0	0	0	0	0
Kevin Stallings (Purdue 1982) 1997, 98	2	1	2	0	0	0	0	0
TOTAL	6	3	6	0	0	0	0	0

	Yrs.	W	L	CH	2d	3d^	4th	RR
Indiana								
Branch McCracken (Indiana 1930) 1940-CH, 53-CH, 54, 58	4	9	2	2	0	0	0	0
Lou Watson (Indiana 1950) 1967	1	1	1	0	0	0	0	0
Bob Knight (Ohio St. 1962) 1973-3d,75-RR, 76-CH, 78, 80, 81-CH, 82, 83, 84-RR, 86, 87-CH, 88, 89, 90, 91, 92-T3d, 93-RR, 94, 95, 96, 97, 98, 99, 2000	24	42	21	3	0	2	0	3
Mike Davis (Alabama 1983) 2001, 02-2d,03, 06	4	7	4	0	1	0	0	0
Kelvin Sampson (UNC Pembroke 1978) 2007	1	1	1	0	0	0	0	0
Dan Dakich (Indiana 1985) 2008	1	0	1	0	0	0	0	0
Tom Crean (Central Mich. 1989) 2012, 13, 15, 16	4	6	4	0	0	0	0	0
Mike Woodson (Indiana 1980) 2022, 23	2	2	2	0	0	0	0	0
TOTAL	41	68	36	5	1	2	0	3
Indiana St.								
Bill Hodges [Marian (IN) 1970] 1979-2d	1	4	1	0	1	0	0	0
Royce Waltman (Slippery Rock 1964) 2000, 01	2	1	2	0	0	0	0	0
Greg Lansing (South Dakota 1990) 2011	1	0	1	0	0	0	0	0
TOTAL	4	5	4	0	1	0	0	0
Iona*								
Jim Valvano (Rutgers 1967) 1979, 80*	2	1	2	0	0	0	0	0
Pat Kennedy [King's (PA) 1976] 1984, 85	2	0	2	0	0	0	0	0
Tim Welsh (SUNY Potsdam 1984) 1998	1	0	1	0	0	0	0	0
Jeff Ruland (Iona 1991) 2000, 01, 06	3	0	3	0	0	0	0	0
Tim Cluess (Hofstra 1983) 2012, 13, 16, 17, 18, 19	6	0	6	0	0	0	0	0
Rick Pitino (Massachusetts 1974) 2021, 23	2	0	2	0	0	0	0	0
TOTAL	16	1	16	0	0	0	0	0
Iowa								
Frank "Bucky" O'Connor (Drake 1938) 1955-4th, 56-2d	2	5	3	0	1	0	1	0
Ralph Miller (Kansas 1942) 1970	1	1	1	0	0	0	0	0
Lute Olson (Augsburg 1957) 1979, 80-4th, 81, 82, 83	5	7	6	0	0	0	1	0
George Raveling (Villanova 1960) 1985, 86	2	0	2	0	0	0	0	0
Tom Davis (Wis.-Platteville 1960) 1987-RR, 88, 89, 91, 92, 93, 96, 97, 99	9	13	9	0	0	0	0	1
Steve Alford (Indiana 1987) 2001, 05, 06	3	1	3	0	0	0	0	0
Fran McCaffery (Penn 1982) 2014, 15, 16, 19, 21, 22, 23	7	4	7	0	0	0	0	0
TOTAL	29	31	31	0	1	0	2	1
Iowa St.								
Louis Menze (Central Mo. 1928) 1944-T3d	1	1	1	0	0	1	0	0
Johnny Orr (Beloit 1949) 1985, 86, 88, 89, 92, 93	6	3	6	0	0	0	0	0
Tim Floyd (Louisiana Tech 1977) 1995, 96, 97	3	4	3	0	0	0	0	0
Larry Eustachy (Long Beach St. 1979)2000-RR, 01	2	3	2	0	0	0	0	1
Wayne Morgan (St. Lawrence 1973) 2005	1	1	1	0	0	0	0	0
Fred Hoiberg (Iowa St. 1995) 2012, 13, 14, 15	4	4	4	0	0	0	0	0
Steve Prohm (Alabama 1997) 2016, 17, 19	3	3	3	0	0	0	0	0
T.J. Otzelberger (Wis.-Whitewater 2001) 2022, 23, 24	3	4	3	0	0	0	0	0
TOTAL	23	23	23	0	0	1	0	1
IUPUI								
Ron Hunter [Miami (OH) 1986] 2003	1	0	1	0	0	0	0	0
TOTAL	1	0	1	0	0	0	0	0

	Yrs.	W	L	CH	2d	3d^	4th	RR
Jackson St.								
Andy Stoglin (UTEP 1965) 1997, 2000	2	0	2	0	0	0	0	0
Tevester Anderson (Ark.-Pine Bluff 1962) 2007	1	0	1	0	0	0	0	0
TOTAL	3	0	3	0	0	0	0	0
Jacksonville								
Joe Williams (SMU 1956) 1970-2d	1	4	1	0	1	0	0	0
Tom Wasdin (Florida 1957) 1971, 73	2	0	2	0	0	0	0	0
Tates Locke (Ohio Wesleyan 1959) 1979	1	0	1	0	0	0	0	0
Bob Wenzel (Rutgers 1971) 1986	1	0	1	0	0	0	0	0
TOTAL	5	4	5	0	1	0	0	0
Jacksonville St.								
Ray Harper (Ky. Wesleyan 1985) 2017, 22	2	0	2	0	0	0	0	0
TOTAL	2	0	2	0	0	0	0	0
James Madison								
Lou Campanelli (Montclair St. 1960) 1981, 82, 83	3	3	3	0	0	0	0	0
Charles "Lefty" Driesell (Duke 1954) 1994	1	0	1	0	0	0	0	0
Matt Brady (Siena 1987) 2013	1	1	1	0	0	0	0	0
Mark Byington (UNCW 1998) 2024	1	1	1	0	0	0	0	0
TOTAL	6	5	6	0	0	0	0	0
Kansas*								
Forrest C. "Phog" Allen (Kansas 1906) 1940-2d, 42-RR, 52-CH, 53-2d	4	10	3	1	2	0	0	1
Dick Harp (Kansas 1940) 1957-2d, 60-RR	2	4	2	0	1	0	0	1
Ted Owens (Oklahoma 1951) 1966-RR, 67, 71-4th, 74-4th, 75, 78, 81	7	8	9	0	0	0	2	1
Larry Brown (North Carolina 1963) 1984, 85, 86-T3d, 87, 88-CH	5	14	4	1	0	1	0	0
Roy Williams (North Carolina 1972) 1990, 91-2d, 92, 93-T3d, 94, 95, 96-RR, 97, 98, 99, 2000, 01, 02-T3d, 03-2d	14	34	14	0	2	2	0	1
Bill Self (Oklahoma St. 1985) 2004-RR, 05, 06, 07-RR, 08-CH, 09, 10, 11-RR, 12-2d,13, 14, 15, 16-RR, 17-RR, 18-T3d*, 19, 21, 22-CH, 23, 24	20	47	18	2	1	1	0	5
TOTAL	52	117	50	4	6	4	2	9
Kansas St.								
Jack Gardner (Southern California 1932) 1948-4th, 51-2d	2	4	3	0	1	0	1	0
Fred "Tex" Winter (Southern California 1947) 1956, 58-4th, 59-RR, 61-RR, 64-4th, 68	6	7	9	0	0	0	2	2
Lowell "Cotton" Fitzsimmons (Midwestern St. 1955) 1970	1	1	1	0	0	0	0	0
Jack Hartman (Oklahoma St. 1949) 1972-RR, 73-RR, 75-RR, 77, 80, 81-RR, 82	7	11	7	0	0	0	0	4
Lon Kruger (Kansas St. 1974) 1987, 88-RR, 89, 90	4	4	4	0	0	0	0	1
Dana Altman (Eastern N.M. 1980) 1993	1	0	1	0	0	0	0	0
Tom Asbury (Wyoming 1967) 1996	1	0	1	0	0	0	0	0
Frank Martin (FIU 1993) 2008, 10-RR, 11, 12	4	6	4	0	0	0	0	1
Bruce Weber (Milwaukee 1978) 2013, 14, 17, 18-RR, 19	5	4	5	0	0	0	0	1
Jerome Tang (Charter Oak St. 2007) 2023-RR	1	3	1	0	0	0	0	1
TOTAL	32	40	36	0	1	0	3	10
Kennesaw St.								
Amir Abdur-Rahim (Southeastern La. 2004) 2023	1	0	1	0	0	0	0	0
TOTAL	1	0	1	0	0	0	0	0
Kent St.								
Gary Waters (Ferris St. 1975) 1999, 2001	2	1	2	0	0	0	0	0

	Yrs.	W	L	CH	2d	3d^	4th	RR
Stan Heath (Eastern Mich. 1988) 2002-RR	1	3	1	0	0	0	0	1
Jim Christian (Rhode Island 1988) 2006, 08	2	0	2	0	0	0	0	0
Rob Senderoff [Albany (NY) 1995] 2017, 23	2	0	2	0	0	0	0	0
TOTAL	7	4	7	0	0	0	0	1

Kentucky*

Adolph Rupp (Kansas 1923) 1942-T3d, 45-RR, 48-CH, 49-CH, 51-CH, 52-RR, 55, 56-RR, 57-RR, 58-CH, 59, 61-RR, 62-RR, 64, 66-2d, 68-RR, 69, 70-RR, 71, 72-RR	20	30	18	4	1	1	0	9
Joe B. Hall (Kentucky 1955) 1973-RR, 75-2d, 77-RR, 78-CH, 80, 81, 82, 83-RR, 84-T3d, 85	10	20	9	1	1	1	0	3
Eddie Sutton (Oklahoma St. 1958) 1986- RR, 87, 88*	3	5	3	0	0	0	0	1
Rick Pitino (Massachusetts 1974) 1992- RR, 93-T3d, 94, 95-RR, 96-CH, 97-2d	6	22	5	1	1	1	0	2
Tubby Smith (High Point 1973) 1998- CH, 99-RR, 2000, 01, 02, 03-RR, 04, 05-RR, 06, 07	10	23	9	1	0	0	0	3
Billy Gillispie (Texas St. 1983) 2008	1	0	1	0	0	0	0	0
John Calipari (Clarion 1982) 2010-RR, 11-T3d, 12-CH, 14-2d, 15-T3d, 16, 17-RR, 18, 19-RR, 22, 23, 24	12	32	11	1	1	2	0	3
TOTAL	62	132	56	8	4	5	0	21

La Salle

Ken Loeffler (Penn St. 1924) 1954-CH, 55-2d	2	9	1	1	1	0	0	0
Jim Harding (Iowa 1949) 1968	1	0	1	0	0	0	0	0
Paul Westhead (Saint Joseph's 1961) 1975, 78	2	0	2	0	0	0	0	0
Dave "Lefty" Ervin (La Salle 1968) 1980, 83	2	1	2	0	0	0	0	0
Bill "Speedy" Morris (Saint Joseph's 1973) 1988, 89, 90, 92	4	1	4	0	0	0	0	0
John Giannini [North Central (IL) 1984] 2013	1	3	1	0	0	0	0	0
TOTAL	12	14	11	1	1	0	0	0

Lafayette

George Davidson (Lafayette 1951) 1957	1	0	2	0	0	0	0	0
Fran O'Hanlon (Villanova 1970) 1999, 2000, 15	3	0	3	0	0	0	0	0
TOTAL	4	0	5	0	0	0	0	0

Lamar University

Billy Tubbs (Lamar University 1958) 1979, 80	2	3	2	0	0	0	0	0
Pat Foster (Arkansas 1961) 1981, 83	2	2	2	0	0	0	0	0
Mike Deane (SUNY Potsdam 1974) 2000	1	0	1	0	0	0	0	0
Pat Knight (Indiana 1995) 2012	1	0	1	0	0	0	0	0
TOTAL	6	5	6	0	0	0	0	0

Lebanon Valley

George "Rinso" Marquette (Lebanon Valley 1948) 1953	1	1	2	0	0	0	0	0
TOTAL	1	1	2	0	0	0	0	0

Lehigh

Tom Schneider (Bucknell 1969) 1985	1	0	1	0	0	0	0	0
Fran McCaffery (Penn 1982) 1988	1	0	1	0	0	0	0	0
Billy Taylor (Notre Dame 1995) 2004	1	0	1	0	0	0	0	0
Brett Reed (Eckerd 1995) 2010, 12	2	1	2	0	0	0	0	0
TOTAL	5	1	5	0	0	0	0	0

Liberty

Jeff Meyer (Taylor 1976) 1994	1	0	1	0	0	0	0	0
Randy Dunton [Baptist Bible (MO) 1984] 2004	1	0	1	0	0	0	0	0
Dale Layer (Eckerd 1980) 2013	1	0	1	0	0	0	0	0
Ritchie McKay (Seattle Pacific 1987) 2019, 21	2	1	2	0	0	0	0	0

	Yrs.	W	L	CH	2d	3d^	4th	RR
TOTAL	5	1	5	0	0	0	0	0

Lipscomb

Casey Alexander (Belmont 1995) 2018	1	0	1	0	0	0	0	0
TOTAL	1	0	1	0	0	0	0	0

Little Rock

Mike Newell (Sam Houston 1973) 1986, 89, 90	3	1	3	0	0	0	0	0
Steve Shields (Baylor 1988) 2011	1	0	1	0	0	0	0	0
Chris Beard (Texas 1995) 2016	1	1	1	0	0	0	0	0
TOTAL	5	2	5	0	0	0	0	0

LIU

Paul Lizzo (Northwest Mo. St. 1963) 1981, 84	2	0	2	0	0	0	0	0
Ray Haskins (Shaw 1972) 1997	1	0	1	0	0	0	0	0
Jim Ferry (Keene St. 1990) 2011, 12	2	0	2	0	0	0	0	0
Jack Perri (Bentley 1998) 2013	1	0	1	0	0	0	0	0
Derek Kellogg (Massachusetts 1995) 2018	1	0	1	0	0	0	0	0
TOTAL	7	0	7	0	0	0	0	0

Long Beach St.*

Jerry Tarkanian (Fresno St. 1956) 1970, 71-RR*, 72-RR*, 73*	4	7	5	0	0	0	0	2
Dwight Jones (Pepperdine 1965) 1977	1	0	1	0	0	0	0	0
Seth Greenberg (Fairleigh Dickinson 1978) 1993, 95	2	0	2	0	0	0	0	0
Larry Reynolds (UC Riverside 1976) 2007	1	0	1	0	0	0	0	0
Dan Monson (Idaho 1985) 2012, 24	2	0	2	0	0	0	0	0
TOTAL	10	7	11	0	0	0	0	2

Longwood

Griff Aldrich (Hampden-Sydney 1996) 2022, 24	2	0	2	0	0	0	0	0
TOTAL	2	0	2	0	0	0	0	0

Louisiana*

Beryl Shipley (Delta St. 1951) 1972*, 73*	2	3	3	0	0	0	0	0
Bobby Paschal (Stetson 1964) 1982, 83	2	0	2	0	0	0	0	0
Marty Fletcher (Maryland 1973) 1992, 94	2	1	2	0	0	0	0	0
Jessie Evans (Eastern Mich. 1972) 2000, 04*	2	0	2	0	0	0	0	0
Robert Lee (Nicholls St. 1991) 2005*	1	0	1	0	0	0	0	0
Bob Marlin (Mississippi St. 1981) 2014, 23	2	0	2	0	0	0	0	0
TOTAL	11	4	12	0	0	0	0	0

Louisiana Tech

Andy Russo (Lake Forest 1970) 1984, 85	2	3	2	0	0	0	0	0
Tommy Joe Eagles (Louisiana Tech 1971) 1987, 89	2	1	2	0	0	0	0	0
Jerry Loyd (LeTourneau 1976) 1991	1	0	1	0	0	0	0	0
TOTAL	5	4	5	0	0	0	0	0

Louisville*

Bernard "Peck" Hickman (Western Ky. 1935) 1951, 59-4th, 61, 64, 67	5	5	7	0	0	0	1	0
John Dromo (John Carroll 1939) 1968	1	1	1	0	0	0	0	0
Denny Crum (UCLA 1959) 1972-4th, 74, 75-3d, 77, 78, 79, 80-CH, 81, 82-T3d, 83-T3d, 84, 86-CH, 88, 89, 90, 92, 93, 94, 95, 96, 97-RR, 99, 2000	23	42	23	2	0	3	1	1
Rick Pitino (Massachusetts 1974) 2003, 04, 05-T3d, 07, 08-RR, 09-RR, 10, 11, 12-T3d*, 13-CH*, 14*, 15-RR*, 17	13	28	12	1	0	2	0	3
Chris Mack (Xavier 1992) 2019	1	0	1	0	0	0	0	0
TOTAL	43	76	44	3	0	5	2	4

Loyola Chicago

George Ireland (Notre Dame 1936) 1963- CH, 64, 66, 68	4	7	3	1	0	0	0	0
Gene Sullivan (Notre Dame 1953) 1985	1	2	1	0	0	0	0	0
Porter Moser (Creighton 1990) 2018- T3d, 21	2	6	2	0	0	1	0	0
Drew Valentine (Oakland 2013) 2022	1	0	1	0	0	0	0	0

	Yrs.	W	L	CH	2d	3d^	4th	RR
Loyola (LA)	TOTAL	8	15	7	1	0	1	0
Jim McCafferty [Loyola (LA) 1942] 1954, 57		2	0	2	0	0	0	0
Jim Harding (Iowa 1949) 1958		1	0	1	0	0	0	0
TOTAL	3	0	3	0	0	0	0	0
Loyola Maryland								
Skip Prosser (Merchant Marine 1972) 1994		1	0	1	0	0	0	0
Jimmy Patsos (Catholic 1989) 2012		1	0	1	0	0	0	0
TOTAL	2	0	2	0	0	0	0	0
LMU (CA)*								
William Donovan (LMU (CA) 1950) 1961		1	1	1	0	0	0	0
Ron Jacobs (Southern California 1964) 1980*		1	0	1	0	0	0	0
Paul Westhead (Saint Joseph's 1961) 1988, 89, 90-RR		3	4	3	0	0	0	1
TOTAL	5	5	5	0	0	0	0	1
LSU#								
Harry Rabenhorst (Wake Forest 1921) 1953-4th, 54		2	2	4	0	0	0	1
Dale Brown (Minot St. 1957) 1979, 80-RR, 81-4th, 84, 85, 86-T3d, 87-RR, 88, 89, 90, 91, 92, 93		13	15	14	0	0	1	2
John Brady (Belhaven 1976) 2000, 03, 05, 06-T3d		4	6	4	0	0	1	0
Trent Johnson (Boise St. 1983) 2009		1	1	1	0	0	0	0
Johnny Jones (LSU 1985) 2015		1	0	1	0	0	0	0
Tony Benford (Texas Tech 1992) 2019		1	2	1	0	0	0	0
Will Wade (Clemson 2005) 2021		1	1	1	0	0	0	0
Kevin Nickelberry (Va. Wesleyan 1986) 2022		1	0	1	0	0	0	0
TOTAL	24	27	27	0	0	2	2	2
Manhattan								
Ken Norton (LIU 1939) 1956, 58		2	1	3	0	0	0	0
Fran Fraschilla (Brooklyn 1980) 1993, 95		2	1	2	0	0	0	0
Bobby Gonzalez (Buffalo St. 1986) 2003,04		2	1	2	0	0	0	0
Steve Masiello (Kentucky 2014), 2014, 15		2	0	2	0	0	0	0
TOTAL	8	3	9	0	0	0	0	0
Marist								
Matt Furjanic (Point Park 1973) 1986		1	0	1	0	0	0	0
Dave Magarity [Saint Francis (PA) 1974] 1987		1	0	1	0	0	0	0
TOTAL	2	0	2	0	0	0	0	0
Marquette								
Jack Nagle (Marquette 1940) 1955-RR		1	2	1	0	0	0	1
Eddie Hickey (Creighton 1927) 1959, 61		2	1	3	0	0	0	0
Al McGuire [St. John's (NY) 1951] 1968, 69-RR, 71, 72, 73, 74-2d, 75, 76-RR, 77-CH		9	20	9	1	1	0	2
Hank Raymonds (Saint Louis 1948) 1978, 79, 80, 82, 83		5	2	5	0	0	0	0
Kevin O'Neill (McGill 1979) 1993, 94		2	2	2	0	0	0	0
Mike Deane (SUNY Potsdam 1974) 1996, 97		2	1	2	0	0	0	0
Tom Crean (Central Mich. 1989) 2002,03-T3d, 06, 07, 08		5	5	5	0	0	1	0
Buzz Williams (Oklahoma City 1994) 2009,10, 11, 12, 13-RR		5	8	5	0	0	0	1
Steve Wojciechowski (Duke 1998) 2017, 19		2	0	2	0	0	0	0
Shaka Smart (Kenyon 1999) 2022, 23, 24		3	3	3	0	0	0	0
TOTAL	36	44	37	1	1	1	0	4
Marshall*								
Jule Rivlin (Marshall 1940) 1956		1	0	1	0	0	0	0
Carl Tacy (Davis & Elkins 1956) 1972		1	0	1	0	0	0	0

	Yrs.	W	L	CH	2d	3d^	4th	RR
Rick Huckabay (Louisiana Tech 1967) 1984, 85, 87*	3	0	3	0	0	0	0	0
Dan D'Antoni (Marshall 1970) 2018	1	1	1	0	0	0	0	0
TOTAL	6	1	6	0	0	0	0	0
Maryland*								
H.A. "Bud" Millikan (Oklahoma St. 1942) 1958	1	2	1	0	0	0	0	0
Charles "Lefty" Driesell (Duke 1954) 1973-RR, 75-RR, 80, 81, 83, 84, 85, 86	8	10	8	0	0	0	0	2
Bob Wade (Morgan St. 1967) 1988*	1	1	1	0	0	0	0	0
Gary Williams (Maryland 1967) 1994, 95, 96, 97, 98, 99, 2000, 01-T3d,02-CH, 03, 04, 07, 09, 10	14	25	13	1	0	1	0	0
Mark Turgeon (Kansas 1987) 2015, 16, 17, 19, 21	5	5	5	0	0	0	0	0
Kevin Willard (Pittsburgh 1997) 2023	1	1	1	0	0	0	0	0
TOTAL	30	44	29	1	0	1	0	2
Massachusetts*								
Matt Zunic (George Washington 1942) 1962	1	0	1	0	0	0	0	0
John Calipari (Clarion 1982) 1992, 93, 94, 95-RR, 96-T3d*	5	11	5	0	0	1	0	1
James Flint (Saint Joseph's 1987) 1997, 98	2	0	2	0	0	0	0	0
Derrek Kellogg (Massachusetts 1995) 2014	1	0	1	0	0	0	0	0
TOTAL	9	11	9	0	0	1	0	1
McNeese								
Steve Welch (Southeastern La. 1971) 1989	1	0	1	0	0	0	0	0
Tic Price (Virginia Tech 1979) 2002	1	0	1	0	0	0	0	0
Will Wade (Clemson 2005) 2024	1	0	1	0	0	0	0	0
TOTAL	3	0	3	0	0	0	0	0
Memphis*								
Eugene Lambert (Arkansas 1929) 1955, 56	2	0	2	0	0	0	0	0
Bob Vanatta (Central Methodist 1945) 1962	1	0	1	0	0	0	0	0
Gene Bartow (Truman 1953) 1973-2d	1	3	1	0	1	0	0	0
Wayne Yates (Memphis 1961) 1976	1	0	1	0	0	0	0	0
Dana Kirk (Marshall 1960) 1982*, 83*, 84*, 85-T3d*, 86*	5	9	5	0	0	1	0	0
Larry Finch (Memphis 1973) 1988, 89, 92-RR, 93, 95, 96	6	6	6	0	0	0	0	1
John Calipari (Clarion 1982) 2003, 04, 06-RR, 07-RR, 08-2d*, 09	6	14	6	0	1	0	0	2
Josh Pastner (Arizona 1998) 2011, 12, 13, 14	4	2	4	0	0	0	0	0
Penny Hardaway (Memphis 2003) 2022, 23	2	1	2	0	0	0	0	0
TOTAL	28	35	28	0	2	1	0	3
Mercer								
Bill Bibb (Ky. Wesleyan 1957) 1981, 85	2	0	2	0	0	0	0	0
Bob Hoffman (Oklahoma Baptist 1979) 2014	1	1	1	0	0	0	0	0
TOTAL	3	1	3	0	0	0	0	0
Miami (FL)								
Bruce Hale (Santa Clara 1941) 1960	1	0	1	0	0	0	0	0
Leonard Hamilton (UT Martin 1971) 1998, 99, 2000, 02	4	3	4	0	0	0	0	0
Frank Haith (Elon 1988) 2008	1	1	1	0	0	0	0	0
Jim Larranaga (Providence 1971) 2013, 16, 17, 18, 22-RR, 23-T3d	6	11	6	0	0	1	0	1
TOTAL	12	15	12	0	0	1	0	1
Miami (OH)								
Bill Rohr (Ohio Wesleyan 1940) 1953, 55, 57	3	0	3	0	0	0	0	0
Dick Shrider (Ohio 1948) 1958, 66	2	1	3	0	0	0	0	0

	Yrs.	W	L	CH	2d	3d^	4th	RR
Tates Locke (Ohio Wesleyan 1959) 1969	1	1	2	0	0	0	0	0
Darrell Hedric [Miami (OH) 1955] 1971, 73, 78, 84	4	1	4	0	0	0	0	0
Jerry Peirson [Miami (OH) 1966] 1985, 86	2	0	2	0	0	0	0	0
Joby Wright (Indiana 1972) 1992	1	0	1	0	0	0	0	0
Herb Sendek (Carnegie Mellon 1985) 1995	1	1	1	0	0	0	0	0
Charlie Coles [Miami (OH) 1965] 1997, 99, 2007	3	2	3	0	0	0	0	0
TOTAL	17	6	19	0	0	0	0	0

Michigan#*

Osborne "Ozzie" Cowles (Carleton 1922) 1948-RR	1	1	1	0	0	0	0	1
Dave Strack (Michigan 1946) 1964-3d, 65-2d, 66-RR	3	7	3	0	1	1	0	1
Johnny Orr (Beloit 1949) 1974-RR, 75, 76-2d, 77-RR	4	7	4	0	1	0	0	2
Bill Frieder (Michigan 1964) 1985, 86, 87, 88	4	5	4	0	0	0	0	0
Steve Fisher (Illinois St. 1967) 1989-CH, 90, 92-2d*, 93-2d*, 94-RR, 95, 96*	7	20	6	1	2	0	0	1
Brian Ellerbe (Rutgers 1985) 1998*	1	1	1	0	0	0	0	0
John Beilein (Wheeling Jesuit 1975) 2009, 11, 12, 13-2d, 14-RR, 16, 17, 18-2d, 19	9	20	9	0	2	0	0	1
Juwan Howard (Michigan 1995) 2021-RR, 22	2	5	2	0	0	0	0	1
TOTAL	31	66	30	1	6	1	0	7

Michigan St.

Forrest "Forddy" Anderson (Stanford 1942) 1957-4th, 59-RR	2	3	3	0	0	0	1	1
George "Jud" Heathcote (Washington St. 1950) 1978-RR, 79-CH, 85, 86, 90, 91, 92, 94, 95	9	14	8	1	0	0	0	1
Tom Izzo (Northern Mich. 1977) 1998, 99-T3d, 2000-CH, 01-T3d, 02, 03-RR, 04, 05-T3d, 06, 07, 08, 09-2d, 10-T3d, 11, 12, 13, 14-RR, 15-T3d, 16, 17, 18, 19-T3d, 21, 22, 23, 24	26	56	25	1	1	6	0	2
TOTAL	37	73	36	2	1	6	1	4

Middle Tenn.

Jimmy Earle (Middle Tenn. 1959) 1975, 77	2	0	2	0	0	0	0	0
Stan Simpson (Ga. Southern 1961) 1982	1	1	1	0	0	0	0	0
Bruce Stewart (Jacksonville St. 1975) 1985, 87, 89	3	1	3	0	0	0	0	0
Kermit Davis Jr. (Mississippi St. 1982) 2013, 16, 17	3	2	3	0	0	0	0	0
TOTAL	9	4	9	0	0	0	0	0

Milwaukee

Bruce Pearl (Boston College 1982) 2003,05	2	2	2	0	0	0	0	0
Rob Jeter (Wis.-Platteville 1991) 2006, 14	2	1	2	0	0	0	0	0
TOTAL	4	3	4	0	0	0	0	0

Minnesota*

Bill Musselman (Wittenberg 1961) 1972*	1	1	1	0	0	0	0	0
Jim Dutcher (Michigan 1955) 1982	1	1	1	0	0	0	0	0
Clem Haskins (Western Ky. 1967) 1989, 90-RR, 94*, 95*, 97-T3d*, 99	6	10	6	0	0	1	0	1
Dan Monson (Idaho 1985) 2005	1	0	1	0	0	0	0	0
Tubby Smith (High Point 1973) 2009, 10, 13	3	1	3	0	0	0	0	0
Richard Pitino (Providence 2005) 2017, 19	2	1	2	0	0	0	0	0
TOTAL	14	14	14	0	0	1	0	1

Mississippi St.

James "Babe" McCarthy (Mississippi St. 1949) 1963	1	1	1	0	0	0	0	0
---	---	---	---	---	---	---	---	---

	Yrs.	W	L	CH	2d	3d^	4th	RR
Richard Williams (Mississippi St. 1967) 1991, 95, 96-T3d	3	6	3	0	0	1	0	0
Rick Stansbury (Campbellsville 1982) 2002, 03, 04, 05, 08, 09	6	4	6	0	0	0	0	0
Ben Howland (Weber St. 1979) 2019	1	0	1	0	0	0	0	0
Chris Jans (Loras 1991) 2023, 24	2	0	2	0	0	0	0	0
TOTAL	13	11	13	0	0	1	0	0

Mississippi Val.

Lafayette Stribling (Miss. Industrial 1957) 1986, 92, 96	3	0	3	0	0	0	0	0
James Green (Ole Miss 1983) 2008	1	0	1	0	0	0	0	0
Sean Woods (Kentucky 1992) 2012	1	0	1	0	0	0	0	0
TOTAL	5	0	5	0	0	0	0	0

Missouri#*

George Edwards (Missouri 1913) 1944-RR	1	1	1	0	0	0	0	1
Norm Stewart (Missouri 1956) 1976-RR, 78, 80, 81, 82, 83, 86, 87, 88, 89, 90, 92, 93, 94-RR*, 95, 99	16	12	16	0	0	0	0	2
Quin Snyder (Duke 1989) 2000, 01,02-RR, 03	4	5	4	0	0	0	0	1
Mike Anderson (Tulsa 1982) 2009-RR, 10,11	3	4	3	0	0	0	0	1
Frank Haith (Elon 1988) 2012, 13	2	0	2	0	0	0	0	0
Cuonzo Martin (Purdue 1995) 2018, 21	2	0	2	0	0	0	0	0
Dennis Gates (California 2001) 2023	1	1	1	0	0	0	0	0
TOTAL	29	23	29	0	0	0	0	5

Missouri St.

Charlie Spoonhour (School of Ozarks 1961) 1987, 88, 89, 90, 92	5	1	5	0	0	0	0	0
Steve Alford (Indiana 1987) 1999	1	2	1	0	0	0	0	0
TOTAL	6	3	6	0	0	0	0	0

Monmouth

Wayne Szoke (Maryland 1963) 1996	1	0	1	0	0	0	0	0
Dave Calloway (Monmouth 1991)2001, 04, 06	3	1	3	0	0	0	0	0
TOTAL	4	1	4	0	0	0	0	0

Montana

George "Jud" Heathcote (Washington St. 1950) 1975	1	1	2	0	0	0	0	0
Stew Morrill (Gonzaga 1974) 1991	1	0	1	0	0	0	0	0
Blaine Taylor (Montana 1982) 1992, 97	2	0	2	0	0	0	0	0
Don Holst (Northern Mont. 1975) 2002	1	0	1	0	0	0	0	0
Larry Krystkowiak (Montana 1996) 2005, 06	2	1	2	0	0	0	0	0
Wayne Tinkle (Montana 2005) 2010, 12, 13	3	0	3	0	0	0	0	0
Travis DeCuire (Montana 1994) 2018, 19	2	0	2	0	0	0	0	0
TOTAL	12	2	13	0	0	0	0	0

Montana St.

John Breeden (Montana St. 1929) 1951	1	0	1	0	0	0	0	0
Stu Starner (Minn.-Morris 1965) 1986	1	0	1	0	0	0	0	0
Mike Durham (Montana St. 1979) 1996	1	0	1	0	0	0	0	0
Danny Sprinkle (Montana St. 2000) 2022, 23	2	0	2	0	0	0	0	0
Matt Logie (Lehigh 2003) 2024	1	0	1	0	0	0	0	0
TOTAL	6	0	6	0	0	0	0	0

Morehead St.

Robert Laughlin (Morehead St. 1937) 1956, 57, 61	3	3	4	0	0	0	0	0
Wayne Martin (Morehead St. 1968) 1983, 84	2	1	2	0	0	0	0	0
Donnie Tyndall (Morehead St. 1993) 2009,11	2	2	2	0	0	0	0	0
Preston Spradlin (Alice Lloyd 2009) 2021, 24	2	0	2	0	0	0	0	0
TOTAL	9	6	10	0	0	0	0	0

Morgan St.

	Yrs.	W	L	CH	2d	3d^	4th	RR
Todd Bozeman (Rhode Island 1986) 2009, 10	2	0	2	0	0	0	0	0
TOTAL	2	0	2	0	0	0	0	0
Mount St. Mary's								
James Phelan (La Salle 1951) 1995, 99	2	0	2	0	0	0	0	0
Milan Brown (Howard 1993) 2008	1	1	1	0	0	0	0	0
Jamion Christian (Mount St. Mary's 2004) 2014, 17	2	1	2	0	0	0	0	0
Dan Engelstad (St. Mary's [MD] 2007) 2021	1	0	1	0	0	0	0	0
TOTAL	6	2	6	0	0	0	0	0
Murray St.								
Cal Luther (Valparaiso 1951) 1964, 69	2	0	2	0	0	0	0	0
Steve Newton (Indiana St. 1963) 1988, 90, 91	3	1	3	0	0	0	0	0
Scott Edgar (Pitt.-Johnstown 1978) 1992, 95	2	0	2	0	0	0	0	0
Mark Gottfried (Alabama 1987) 1997, 98	2	0	2	0	0	0	0	0
Tevester Anderson (Ark.-Pine Bluff 1962) 1999, 2002	2	0	2	0	0	0	0	0
Mick Cronin (Cincinnati 1997) 2004, 06	2	0	2	0	0	0	0	0
Billy Kennedy (Southeastern La. 1986) 2010	1	1	1	0	0	0	0	0
Steve Prohm (Alabama 1997) 2012	1	1	1	0	0	0	0	0
Matt McMahon (App State 2000) 2018, 19, 22	3	2	3	0	0	0	0	0
TOTAL	18	5	18	0	0	0	0	0
N.C. A&T								
Don Corbett [Lincoln (MO) 1965] 1982, 83, 84, 85, 86, 87, 88	7	0	7	0	0	0	0	0
Jeff Capel (Fayetteville St. 1977) 1994	1	0	1	0	0	0	0	0
Roy Thomas (Baylor 1974) 1995	1	0	1	0	0	0	0	0
Cy Alexander (Catawba 1975) 2013	1	1	1	0	0	0	0	0
TOTAL	10	1	10	0	0	0	0	0
N.C. Central								
LeVelle Moton (N.C. Central 1996) 2014, 17, 18, 19	4	0	4	0	0	0	0	0
TOTAL	4	0	4	0	0	0	0	0
NC State*								
Everett Case (Wisconsin 1923) 1950-3d, 51-RR, 52, 54, 56	5	6	6	0	0	1	0	1
Press Maravich (Davis & Elkins 1941) 1965	1	1	1	0	0	0	0	0
Norm Sloan (North Carolina St. 1951) 1970, 74-CH, 80	3	5	2	1	0	0	0	0
Jim Valvano (Rutgers 1967) 1982, 83-CH, 85-RR, 86-RR, 87*, 88*, 89	7	14	6	1	0	0	0	2
Les Robinson (North Carolina St. 1964) 1991	1	1	1	0	0	0	0	0
Herb Sendek (Carnegie Mellon 1985)2002, 03, 04, 05, 06	5	5	5	0	0	0	0	0
Mark Gottfried (Alabama 1987) 2012, 13, 14, 15	4	5	4	0	0	0	0	0
Kevin Keatts (Ferrum 1995) 2018, 23, 24-T3d	3	4	3	0	0	1	0	0
TOTAL	29	41	28	2	0	2	0	3
Navy								
Ben Carnevale (NYU 1938) 1947-RR, 53, 54-RR, 59, 60	5	4	6	0	0	0	0	2
Paul Evans (Ithaca 1967) 1985, 86-RR	2	4	2	0	0	0	0	1
Pete Herrmann (SUNY Geneseo 1970) 1987	1	0	1	0	0	0	0	0
Don DeVoe (Ohio St. 1964) 1994, 97, 98	3	0	3	0	0	0	0	0
TOTAL	11	8	12	0	0	0	0	3
Nebraska								
Moe Iba (Oklahoma St. 1962) 1986	1	0	1	0	0	0	0	0
Danny Nee (St. Mary of the Plains 1971) 1991, 92, 93, 94, 98	5	0	5	0	0	0	0	0
Tim Miles (Mary 1989) 2014	1	0	1	0	0	0	0	0
Fred Hoiberg (Iowa St. 1995) 2024	1	0	1	0	0	0	0	0

	Yrs.	W	L	CH	2d	3d^	4th	RR
TOTAL	8	0	8	0	0	0	0	0
Nevada								
Sonny Allen (Marshall 1959) 1984, 85	2	0	2	0	0	0	0	0
Trent Johnson (Boise St. 1983) 2004	1	2	1	0	0	0	0	0
Mark Fox (Eastern N.M. 1991) 2005, 06, 07	3	2	3	0	0	0	0	0
Eric Musselman (San Diego 1987) 2017, 18, 19	3	2	3	0	0	0	0	0
Steve Alford (Indiana 1987) 2023, 24	2	0	2	0	0	0	0	0
TOTAL	11	6	11	0	0	0	0	0
New Mexico								
Bob King (Iowa 1947) 1968	1	0	2	0	0	0	0	0
Norm Ellenberger (Butler 1955) 1974, 78	2	2	2	0	0	0	0	0
Dave Bliss (Cornell 1965) 1991, 93, 94, 96, 97, 98, 99	7	4	7	0	0	0	0	0
Ritchie McKay (Seattle U. Pacific 1987) 2005	1	0	1	0	0	0	0	0
Steve Alford (Indiana 1987) 2010, 12, 13	3	2	3	0	0	0	0	0
Craig Neal (Georgia Tech 1988) 2014	1	0	1	0	0	0	0	0
Richard Pitino (Providence 2005) 2024	1	0	1	0	0	0	0	0
TOTAL	16	8	17	0	0	0	0	0
New Mexico St.*								
George McCarty (New Mexico St. 1950) 1952	1	0	2	0	0	0	0	0
Presley Askew (Southeastern Okla. 1930) 1959, 60	2	0	2	0	0	0	0	0
Ken Hayes (Northeastern St. 1956) 1979	1	0	1	0	0	0	0	0
Neil McCarthy (Sacramento St. 1965) 1990, 91, 92*, 93*, 94*	5	3	5	0	0	0	0	0
Lou Henson (New Mexico St. 1955) 1967, 68, 69, 70-3d, 71, 75, 99	7	7	8	0	0	1	0	0
Reggie Theus (UNLV 2002) 2007	1	0	1	0	0	0	0	0
Marvin Menzies (UCLA 1987) 2010, 12, 13 14, 15	5	0	5	0	0	0	0	0
Paul Weir (York [CAN]) 2017	1	0	1	0	0	0	0	0
Chris Jans (Loras 1991) 2018, 19, 22	3	1	3	0	0	0	0	0
TOTAL	26	11	28	0	0	1	0	0
New Orleans								
Benny Dees (Wyoming 1958) 1987	1	1	1	0	0	0	0	0
Tim Floyd (Louisiana Tech 1977) 1991, 93	2	0	2	0	0	0	0	0
Tic Price (Virginia Tech 1979) 1996	1	0	1	0	0	0	0	0
Mark Slessinger (Aurora 1996) 2017	1	0	1	0	0	0	0	0
TOTAL	5	1	5	0	0	0	0	0
Niagara								
Frank Layden (Niagara 1955) 1970	1	1	2	0	0	0	0	0
Joe Mihalich (La Salle 1978) 2005, 07	2	1	2	0	0	0	0	0
TOTAL	3	2	4	0	0	0	0	0
Nicholls St.								
Rickey Broussard (Louisiana 1970) 1995, 98	2	0	2	0	0	0	0	0
TOTAL	2	0	2	0	0	0	0	0
Norfolk St.								
Anthony Evans (St. Thomas Aquinas 1994) 2012	1	1	1	0	0	0	0	0
Robert Jones (SUNY New Paltz 2002) 2021, 22	2	1	2	0	0	0	0	0
TOTAL	3	2	3	0	0	0	0	0
North Carolina								
Bill Lange (Wittenberg 1921) 1941-RR	1	0	2	0	0	0	0	1
Ben Carnevale (NYU 1938) 1946-2d	1	2	1	0	1	0	0	0
Frank McGuire [St. John's (NY) 1936] 1957-CH, 59	2	5	1	1	0	0	0	0
Dean Smith (Kansas 1953) 1967-4th, 68-2d, 69-4th, 72-3d, 75, 76, 77-2d, 78, 79, 80, 81-2d, 82-CH, 83-RR, 84, 85-RR, 86, 87-RR, 88-RR, 89, 90, 91-T3d, 92, 93-CH, 94, 95-T3d, 96, 97-T3d	27	65	27	2	3	4	2	4

	Yrs.	W	L	CH	2d	3d^	4th	RR
Bill Guthridge (Kansas St. 1963) 1998-T3d, 99, 2000-T3d	3	8	3	0	0	2	0	0
Matt Doherty (North Carolina 1984) 2001	1	1	1	0	0	0	0	0
Roy Williams (North Carolina 1972) 2004, 05-CH, 06, 07-RR, 08-T3d, 09-CH, 11-RR, 12-RR, 13, 14, 15, 16-2d, 17-CH, 18, 19, 21	16	45	13	3	1	1	0	3
Hubert Davis (North Carolina 1992) 2022-2d, 24	2	7	2	0	1	0	0	0
TOTAL	53	133	50	6	6	7	2	8

North Dakota

Brian Jones (Northern Iowa 1994) 2017	1	0	1	0	0	0	0	0
TOTAL	1	0	1	0	0	0	0	0

North Dakota St.

Saul Phillips (Wis.-Platteville 1996) 2009, 14	2	1	2	0	0	0	0	0
David Richman (North Dakota St. 2002) 2015, 19	2	1	2	0	0	0	0	0
TOTAL	4	2	4	0	0	0	0	0

North Florida

Matthew Driscoll (Slippery Rock 1985) 2015	1	0	1	0	0	0	0	0
TOTAL	1	0	1	0	0	0	0	0

North Texas

Jimmy Gales (Alcorn 1963) 1988	1	0	1	0	0	0	0	0
Johnny Jones (LSU 1985) 2007, 10	2	0	2	0	0	0	0	0
Grant McCasland (Baylor 1999) 2021	1	1	1	0	0	0	0	0
TOTAL	4	1	4	0	0	0	0	0

Northeastern

Jim Calhoun (American Int'l 1966) 1981, 82, 84, 85, 86	5	3	5	0	0	0	0	0
Karl Fogel (Colby 1968) 1987, 91	2	0	2	0	0	0	0	0
Bill Coen (Hamilton) 2015, 19	2	0	2	0	0	0	0	0
TOTAL	9	3	9	0	0	0	0	0

Northern Ariz.

Ben Howland (Weber St. 1980) 1998	1	0	1	0	0	0	0	0
Mike Adras (UC Santa Barbara 1983) 2000	1	0	1	0	0	0	0	0
TOTAL	2	0	2	0	0	0	0	0

Northern Colo.*

B.J. Hill (Grand View 1996) 2011*	1	0	1	0	0	0	0	0
TOTAL	1	0	1	0	0	0	0	0

Northern Ill.

John McDougal (Evansville 1950) 1982	1	0	1	0	0	0	0	0
Jim Molinari (Ill. Wesleyan 1977) 1991	1	0	1	0	0	0	0	0
Brian Hammel (Bentley 1975) 1996	1	0	1	0	0	0	0	0
TOTAL	3	0	3	0	0	0	0	0

Northern Ky.

John Brannen (Marshall 1997) 2017, 19	2	0	2	0	0	0	0	0
Darrin Horn (Western Ky. 1995) 2023	1	0	1	0	0	0	0	0
TOTAL	3	0	3	0	0	0	0	0

Northwestern

Chris Collins (Duke 1996) 2017, 23, 24	3	3	3	0	0	0	0	0
TOTAL	3	3	3	0	0	0	0	0

Northwestern St.

Mike McConathy (Louisiana Tech 1977) 2001, 06, 13	3	2	3	0	0	0	0	0
TOTAL	3	2	3	0	0	0	0	0

Notre Dame

John Jordan (Notre Dame 1935) 1953-RR, 54-RR, 57, 58-RR, 60, 63	6	8	6	0	0	0	0	3
Johnny Dee (Notre Dame 1946) 1965, 69, 70, 71	4	2	6	0	0	0	0	0
Richard "Digger" Phelps (Rider 1963) 1974, 75, 76, 77, 78-4th, 79-RR, 80, 81, 85, 86, 87, 88, 89, 90	14	15	16	0	0	0	1	1

	Yrs.	W	L	CH	2d	3d^	4th	RR
Mike Brey (George Washington 1982) 2001, 02, 03, 07, 08, 10, 11, 12, 13, 15-RR, 16-RR, 17, 22	13	15	13	0	0	0	0	2
TOTAL	37	40	41	0	0	0	1	6

NYU

Howard Cann (NYU 1920) 1943-RR, 45-2d, 46-RR	3	3	4	0	1	0	0	2
Lou Rossini (Columbia 1948) 1960-4th, 62, 63	3	6	5	0	0	0	1	0
TOTAL	6	9	9	0	1	0	1	2

Oakland

Greg Kampe (Bowling Green 1978) 2005, 10, 11, 24	4	2	4	0	0	0	0	0
TOTAL	4	2	4	0	0	0	0	0

Ohio

James Snyder (Ohio 1941) 1960, 61, 64-RR, 65, 70, 72, 74	7	3	8	0	0	0	0	1
Danny Nee (St. Mary of the Plains 1971) 1983, 85	2	1	2	0	0	0	0	0
Larry Hunter (Ohio 1971) 1994	1	0	1	0	0	0	0	0
Tim O'Shea (Boston College 1984) 2005	1	0	1	0	0	0	0	0
John Groce [Taylor (IN) 1994] 2010, 12	2	3	2	0	0	0	0	0
Jeff Boals (Ohio 1995) 2021	1	1	1	0	0	0	0	0
TOTAL	14	8	15	0	0	0	0	1

Ohio St.*

Harold Olsen (Wisconsin 1917) 1939-2d, 44-T3d, 45-T3d, 46-3d	4	6	4	0	1	3	0	0
William "Tippy" Dye (Ohio St. 1937) 1950-RR	1	1	1	0	0	0	0	1
Fred Taylor (Ohio St. 1950) 1960-CH, 61-2d, 62-2d, 68-3d, 71-RR	5	14	4	1	2	1	0	1
Eldon Miller (Wittenberg 1961) 1980, 82, 83, 85	4	3	4	0	0	0	0	0
Gary Williams (Maryland 1967) 1987	1	1	1	0	0	0	0	0
Randy Ayers [Miami (OH) 1978] 1990, 91, 92-RR	3	6	3	0	0	0	0	1
Jim O'Brien (Boston College 1971) 1999-T3d*, 2000*, 01*, 02*	4	6	4	0	0	1	0	0
Thad Matta (Butler 1990) 2006, 07-2d, 09, 10, 11, 12-T3d, 13-RR, 14, 15	9	18	9	0	1	1	0	1
Chris Holtmann [Taylor (IN) 1994] 2018, 19, 21, 22	4	3	4	0	0	0	0	0
TOTAL	35	58	34	1	4	6	0	4

Oklahoma

Bruce Drake (Oklahoma 1929) 1939-T3d, 43-RR, 47-2d	3	4	3	0	1	1	0	1
Dave Bliss (Cornell 1965) 1979	1	1	1	0	0	0	0	0
Billy Tubbs (Lamar University 1958) 1983, 84, 85-RR, 86, 87, 88-2d, 89, 90, 92	9	15	9	0	1	0	0	1
Kelvin Sampson (UNC Pembroke 1978) 1995, 96, 97, 98, 99, 2000, 01, 02-T3d, 03-RR, 05, 06	11	11	11	0	0	1	0	1
Jeff Capel III (Duke 1997) 2008, 09-RR	2	4	2	0	0	0	0	1
Lon Kruger (Kansas St. 1975) 2013, 14, 15, 16-T3d, 18, 19, 21	7	8	7	0	0	1	0	0
TOTAL	33	43	33	0	2	3	0	4

Oklahoma City

Doyle Parrack (Oklahoma St. 1945) 1952, 53, 54, 55	4	1	5	0	0	0	0	0
A.E. "Abe" Lemons (Oklahoma City 1949) 1956-RR, 57-RR, 63, 64, 65, 66, 73	7	7	8	0	0	0	0	2
TOTAL	11	8	13	0	0	0	0	2

Oklahoma St.

Hank Iba [Westminster (MO) 1928] 1945-CH, 46-CH, 49-2d, 51-4th, 53-RR, 54-RR, 58-RR, 65-RR	8	15	7	2	1	0	1	4
Paul Hansen (Oklahoma City 1950) 1983	1	0	1	0	0	0	0	0

	Yrs.	W	L	CH	2d	3d^	4th	RR
Eddie Sutton (Oklahoma St. 1958) 1991, 92, 93, 94, 95-T3d, 98, 99, 2000-RR,01, 02, 03, 04-T3d, 05	13	22	13	0	0	2	0	1
Travis Ford (Kentucky 1994) 2009, 10, 13 14, 15	5	1	5	0	0	0	0	0
Brad Underwood (Kansas St. 1986) 2017	1	0	1	0	0	0	0	0
Mike Boynton (South Carolina 2004) 2021	1	1	1	0	0	0	0	0
TOTAL	29	39	28	2	1	2	1	5

Old Dominion

Paul Webb (William & Mary 1951) 1980, 82, 85	3	0	3	0	0	0	0	0
Tom Young (Maryland 1958) 1986	1	1	1	0	0	0	0	0
Oliver Purnell (Old Dominion 1975) 1992	1	0	1	0	0	0	0	0
Jeff Capel (Fayetteville St. 1977) 1995, 97	2	1	2	0	0	0	0	0
Blaine Taylor (Montana 1982) 2005, 07, 10,11	4	1	4	0	0	0	0	0
Jeff Jones (Virginia 1982) 2019	1	0	1	0	0	0	0	0
TOTAL	12	3	12	0	0	0	0	0

Ole Miss

Bob Weltlich (Ohio St. 1967) 1981	1	0	1	0	0	0	0	0
Rob Evans (New Mexico St. 1968) 1997, 98	2	0	2	0	0	0	0	0
Rod Barnes (Ole Miss 1988) 1999,2001, 02	3	3	3	0	0	0	0	0
Andy Kennedy (UAB 1991) 2013, 15	2	2	2	0	0	0	0	0
Kermit Davis (Mississippi St. 1982) 2019	1	0	1	0	0	0	0	0
TOTAL	9	5	9	0	0	0	0	0

Oral Roberts

Ken Trickey (Middle Tenn. 1954) 1974-RR	1	2	1	0	0	0	0	1
Dick Acres (UC Santa Barbara) 1984	1	0	1	0	0	0	0	0
Scott Sutton (Oklahoma St. 1994) 2006, 07, 08	3	0	3	0	0	0	0	0
Paul Mills (Texas A&M 1996) 2021, 23	2	2	2	0	0	0	0	0
TOTAL	7	4	7	0	0	0	0	1

Oregon

Howard Hobson (Oregon 1926) 1939-CH	1	3	0	1	0	0	0	0
John Warren (Oregon 1928) 1945-RR	1	1	1	0	0	0	0	1
Steve Belko (Idaho 1939) 1960-RR, 61	2	2	2	0	0	0	0	1
Jerry Green (App State 1968) 1995	1	0	1	0	0	0	0	0
Ernie Kent (Oregon 1977) 2000, 02-RR, 03, 07-RR, 08	5	6	5	0	0	0	0	2
Dana Altman (Eastern N.M. 1980) 2013, 14, 15, 16, 17-T3d, 19, 21, 24	8	15	8	0	0	1	0	1
TOTAL	18	27	17	1	0	1	0	5

Oregon St.*

Amory "Slats" Gill (Oregon St. 1925) 1947-RR, 49-4th, 55-RR, 62-RR, 63-4th, 64	6	8	8	0	0	0	2	3
Paul Valenti (Oregon St. 1942) 1966-RR	1	1	1	0	0	0	0	1
Ralph Miller (Kansas 1942) 1975, 80*, 81*, 82-RR*, 84, 85, 88, 89	8	3	9	0	0	0	0	1
Jim Anderson (Oregon St. 1959) 1990	1	0	1	0	0	0	0	0
Wayne Tinkle (Montana 2005) 2016, 21-RR	2	3	2	0	0	0	0	1
TOTAL	18	15	21	0	0	0	2	6

Pacific

Dick Edwards (Culver-Stockton 1952) 1966, 67-RR, 71	3	2	4	0	0	0	0	1
Stan Morrison (California 1962) 1979	1	0	1	0	0	0	0	0
Bob Thomason (Pacific 1971) 1997,2004, 05, 06, 13	5	2	5	0	0	0	0	0
TOTAL	9	4	10	0	0	0	0	1

Penn

Howard "Howie" Dallmar (Stanford 1948) 1953	1	1	1	0	0	0	0	0
Dick Harter (Penn 1953) 1970, 71-RR	2	2	2	0	0	0	0	1

	Yrs.	W	L	CH	2d	3d^	4th	RR
Chuck Daly (Bloomsburg 1953) 1972-RR, 73, 74, 75	4	3	5	0	0	0	0	1
Bob Weinbauer (SUNY Cortland 1961) 1978, 79-4th, 80, 82	4	6	5	0	0	0	1	0
Craig Littlepage (Penn 1973) 1985	1	0	1	0	0	0	0	0
Tom Schneider (Bucknell 1969) 1987	1	0	1	0	0	0	0	0
Fran Dunphy (La Salle 1970) 1993, 94, 95, 99, 2000, 02, 03, 05, 06	9	1	9	0	0	0	0	0
Glen Miller (UConn 1986) 2007	1	0	1	0	0	0	0	0
Steve Donahue (Ursinus 1984) 2018	1	0	1	0	0	0	0	0
TOTAL	24	13	26	0	0	0	1	2

Penn St.

John Lawther [Westminster (PA) 1919] 1942-RR	1	1	1	0	0	0	0	1
Elmer Gross (Penn St. 1942) 1952, 54-3d	2	4	3	0	0	1	0	0
John Egli (Penn St. 1947) 1955, 65	2	1	3	0	0	0	0	0
Bruce Parkhill (Lock Haven 1971) 1991	1	1	1	0	0	0	0	0
Jerry Dunn (George Mason 1980) 1996,2001	2	2	2	0	0	0	0	0
Ed DeChellis (Penn St. 1982) 2011	1	0	1	0	0	0	0	0
Micah Shrewsbury (Hanover 1999) 2023	1	1	1	0	0	0	0	0
TOTAL	10	10	12	0	0	1	0	1

Pepperdine

Al Duer (Emporia St. 1929) 1944-RR	1	0	2	0	0	0	0	1
R.L. "Duck" Dowell (Northwest Mo. St. 1933) 1962	1	1	1	0	0	0	0	0
Gary Colson (David Lipscomb 1956) 1976, 79	2	2	2	0	0	0	0	0
Jim Harrick [Charleston (WV) 1960] 1982, 83, 85, 86	4	1	4	0	0	0	0	0
Tom Asbury (Wyoming 1967) 1991, 92, 94	3	0	3	0	0	0	0	0
Jan van Breda Kolff (Vanderbilt 1974) 2000	1	1	1	0	0	0	0	0
Paul Westphal (Southern California 1972) 2002	1	0	1	0	0	0	0	0
TOTAL	13	5	14	0	0	0	0	1

Pittsburgh

Henry Carlson (Pittsburgh 1917) 1941-T3d	1	1	1	0	0	1	0	0
Bob Timmons (Pittsburgh 1933) 1957, 58, 63	3	1	4	0	0	0	0	0
Charles "Buzz" Ridl [Westminster (PA) 1942] 1974-RR	1	2	1	0	0	0	0	1
Roy Chipman (Maine 1961) 1981, 82, 85	3	1	3	0	0	0	0	0
Paul Evans (Ithaca 1967) 1987, 88, 89, 91, 93	5	3	5	0	0	0	0	0
Ben Howland (Weber St. 1980) 2002, 03	2	4	2	0	0	0	0	0
Jamie Dixon (TCU 1987) 2004, 05, 06, 07, 08, 09-RR, 10, 11, 13, 14	10	12	10	0	0	0	0	1
Kevin Stallings (Purdue 1982) 2016	1	0	1	0	0	0	0	0
Jeff Capel III (Duke 1997) 2023	1	2	1	0	0	0	0	0
TOTAL	27	26	28	0	0	1	0	2

Portland

Al Negratti (Seton Hall 1943) 1959	1	0	1	0	0	0	0	0
Rob Chavez (Colorado Mesa 1980) 1996	1	0	1	0	0	0	0	0
TOTAL	2	0	2	0	0	0	0	0

Portland St.

Ken Bone (Seattle U. Pacific 1983) 2008, 09	2	0	2	0	0	0	0	0
TOTAL	2	0	2	0	0	0	0	0

Prairie View

Elwood Plummer (Jackson St. 1966) 1998	1	0	1	0	0	0	0	0
Byron Smith (Houston 1991) 2019	1	0	1	0	0	0	0	0
TOTAL	1	0	1	0	0	0	0	0

Princeton#

Franklin Cappon (Michigan 1924) 1952, 55, 60	3	0	5	0	0	0	0	0
--	---	---	---	---	---	---	---	---

	Yrs.	W	L	CH	2d	3d^	4th	RR
J.L. "Jake" McCandless (Princeton 1951) 1961	1	1	2	0	0	0	0	0
Butch van Breda Kolff (Princeton 1947) 1963, 64, 65-3d, 67	4	7	5	0	0	1	0	0
Pete Carril (Lafayette 1952) 1969, 76, 77, 81, 83, 84, 89, 90, 91, 92, 96	11	4	11	0	0	0	0	0
Bill Carmody [Union (NY) 1975] 1997, 98	2	1	2	0	0	0	0	0
John Thompson III (Princeton 1989) 2001, 04	2	0	2	0	0	0	0	0
Sydney Johnson (Princeton 1997) 2011	1	0	1	0	0	0	0	0
Mitch Henderson (Princeton 1998) 2017, 23	2	2	2	0	0	0	0	0
TOTAL	26	15	30	0	0	1	0	0

Providence

Joe Mullaney (Holy Cross 1949) 1964, 65-RR, 66	3	2	3	0	0	0	0	1
Dave Gavitt (Dartmouth 1959) 1972, 73-4th, 74, 77, 78	5	5	6	0	0	0	1	0
Rick Pitino (Massachusetts 1974) 1987- T3d	1	4	1	0	0	1	0	0
Rick Barnes (Lenoir-Rhyne 1977) 1989, 90, 94	3	0	3	0	0	0	0	0
Pete Gillen (Fairfield 1968) 1997-RR	1	3	1	0	0	0	0	1
Tim Welsh (SUNY Potsdam 1984) 2001, 04	2	0	2	0	0	0	0	0
Ed Cooley (Stonehill 1994) 2014, 15, 16, 17, 18, 22, 23	7	3	7	0	0	0	0	0
TOTAL	22	17	23	0	0	1	1	2

Purdue*

George King [Charleston (WV) 1950] 1969-2d	1	3	1	0	1	0	0	0
Fred Schaus (West Virginia 1949) 1977	1	0	1	0	0	0	0	0
Lee Rose (Transylvania 1958) 1980-3d	1	5	1	0	0	1	0	0
Gene Keady (Kansas St. 1958) 1983, 84, 85, 86, 87, 88, 90, 91, 93, 94-RR,95, 96*, 97, 98, 99, 2000-RR, 03	17	19	17	0	0	0	0	2
Matt Painter (Purdue 1993) 2007, 08, 09, 10, 11, 12, 15, 16, 17, 18, 19-RR, 21, 22, 23, 24-2d	15	22	15	0	1	0	0	1
TOTAL	35	49	35	0	2	1	0	3

Radford

Ron Bradley (Eastern Nazarene 1973) 1998	1	0	1	0	0	0	0	0
Brad Greenberg (American 1977) 2009	1	0	1	0	0	0	0	0
Mike Jones (Howard 1990) 2018	1	1	1	0	0	0	0	0
TOTAL	3	1	3	0	0	0	0	0

Rhode Island

Ernie Calverley (Rhode Island 1946) 1961, 66	2	0	2	0	0	0	0	0
Jack Kraft (Saint Joseph's 1942) 1978	1	0	1	0	0	0	0	0
Tom Penders (UConn 1967) 1988	1	2	1	0	0	0	0	0
Al Skinner (Massachusetts 1974) 1993, 97	2	1	2	0	0	0	0	0
Jim Harrick [Charleston (WV) 1960] 1998-RR, 99	2	3	2	0	0	0	0	1
Dan Hurley (Seton Hall 1996) 2017, 18	2	2	2	0	0	0	0	0
TOTAL	10	8	10	0	0	0	0	1

Rice

Byron "Buster" Brannon (TCU 1933) 1940-RR, 42-RR	2	1	3	0	0	0	0	2
Don Suman (Rice 1944) 1954	1	1	1	0	0	0	0	0
Don Knodel [Miami (OH) 1953] 1970	1	0	1	0	0	0	0	0
TOTAL	4	2	5	0	0	0	0	2

Richmond

Dick Tarrant (Fordham 1951) 1984, 86, 88, 90, 91	5	5	5	0	0	0	0	0
John Beilein (Wheeling Jesuit 1975) 1998	1	1	1	0	0	0	0	0
Jerry Wainwright (Colorado Col. 1968) 2004	1	0	1	0	0	0	0	0

	Yrs.	W	L	CH	2d	3d^	4th	RR
Chris Mooney (Princeton 1994) 2010, 11, 22	3	3	3	0	0	0	0	0
TOTAL	10	9	10	0	0	0	0	0

Rider

John Carpenter (Penn St. 1958) 1984	1	0	1	0	0	0	0	0
Kevin Bannon (Saint Peter's 1979) 1993, 94	2	0	2	0	0	0	0	0
TOTAL	3	0	3	0	0	0	0	0

Robert Morris

Matt Furjanic (Point Park 1973) 1982, 83	2	1	2	0	0	0	0	0
Jarrett Durham (Duquesne 1971) 1989, 90, 92	3	0	3	0	0	0	0	0
Mike Rice (Fordham 1991) 2009, 10	2	0	2	0	0	0	0	0
Andrew Toole (Penn 2003) 2015	1	1	1	0	0	0	0	0
TOTAL	8	2	8	0	0	0	0	0

Rutgers

Tom Young (Maryland 1958) 1975, 76-4th, 79, 83	4	5	5	0	0	0	1	0
Bob Wenzel (Rutgers 1971) 1989, 91	2	0	2	0	0	0	0	0
Steve Pikiell (UConn 1990) 2021, 22	2	1	2	0	0	0	0	0
TOTAL	8	6	9	0	0	0	1	0

Saint Francis (PA)

Jim Baron (St. Bonaventure 1977) 1991	1	0	1	0	0	0	0	0
TOTAL	1	0	1	0	0	0	0	0

Saint Joseph's*

John "Jack" Ramsay (Saint Joseph's 1949) 1959, 60, 61-3d*, 62, 63-RR, 65, 66	7	8	11	0	0	1	0	1
John "Jack" McKinney (Saint Joseph's 1957) 1969, 71, 73, 74	4	0	4	0	0	0	0	0
Jim Lynam (Saint Joseph's 1964) 1981-RR	1	3	1	0	0	0	0	1
Jim Boyle (Saint Joseph's 1964) 1982, 86	2	1	2	0	0	0	0	0
Phil Martelli (Widener 1976) 1997, 2001,03, 04-RR, 08, 14, 16	7	7	7	0	0	0	0	1
TOTAL	21	19	25	0	0	1	0	3

Saint Louis

Eddie Hickey (Creighton 1927) 1952-RR, 57	2	1	3	0	0	0	0	1
Charlie Spoonhour (School of Ozarks 1961) 1994, 95, 98	3	2	3	0	0	0	0	0
Lorenzo Romar (Washington 1980) 2000	1	0	1	0	0	0	0	0
Rick Majerus (Marquette 1970) 2012	1	1	1	0	0	0	0	0
Jim Crews (Indiana 1976) 2013, 14	2	2	2	0	0	0	0	0
Travis Ford (Kentucky 1994) 2019	1	0	1	0	0	0	0	0
TOTAL	10	6	11	0	0	0	0	1

Saint Mary's (CA)

James Weaver (DePaul 1947) 1959-RR	1	1	1	0	0	0	0	1
Lynn Nance (Washington 1965) 1989	1	0	1	0	0	0	0	0
Ernie Kent (Oregon 1977) 1997	1	0	1	0	0	0	0	0
Randy Bennett (UC San Diego 1986) 2005, 08, 10, 12, 13, 17, 19, 22, 23, 24	10	6	10	0	0	0	0	0
TOTAL	13	7	13	0	0	0	0	1

Saint Peter's

Ted Fiore (Seton Hall 1962) 1991, 95	2	0	2	0	0	0	0	0
John Dunne (Ithaca 1992) 2011	1	0	1	0	0	0	0	0
Shaheen Holloway (Seton Hall 2000) 2022-RR	1	3	1	0	0	0	0	1
Bashir Mason (Drexel 2007) 2024	1	0	1	0	0	0	0	0
TOTAL	5	3	5	0	0	0	0	1

Sam Houston

Bob Marlin (Mississippi St. 1981) 2003, 10	2	0	2	0	0	0	0	0
TOTAL	2	0	2	0	0	0	0	0

Samford

Jimmy Tillette (Our Lady of Holy Cross 1975) 1999, 2000	2	0	2	0	0	0	0	0
---	---	---	---	---	---	---	---	---

	Yrs.	W	L	CH	2d	3d ^A	4th	RR
Bucky McMillan (Birmingham-So. 2007) 2024	1	0	1	0	0	0	0	0
TOTAL	3	0	3	0	0	0	0	0
San Diego								
Jim Brovelli (San Francisco 1964) 1984	1	0	1	0	0	0	0	0
Hank Egan (Navy 1960) 1987	1	0	1	0	0	0	0	0
Brad Holland (UCLA 1979) 2003	1	0	1	0	0	0	0	0
Bill Grier (Oregon 1990) 2008	1	1	1	0	0	0	0	0
TOTAL	4	1	4	0	0	0	0	0
San Diego St.								
Tim Vezie (Denver 1967) 1975, 76	2	0	2	0	0	0	0	0
Dave "Smokey" Gaines (LeMoyne-Owen 1963) 1985	1	0	1	0	0	0	0	0
Steve Fisher (Illinois St. 1967) 2002, 06, 10,11, 12, 13, 14, 15	8	6	8	0	0	0	0	0
Brian Dutcher (Minnesota 1982) 2018, 21, 22, 23-2d, 24	5	7	5	0	1	0	0	0
TOTAL	16	13	16	0	1	0	0	0
San Francisco								
Phil Woolpert (LMU (CA) 1940) 1955-CH, 56-CH, 57-3d, 58	4	13	2	2	0	1	0	0
Peter Peletta (Sacramento St. 1950) 1963, 64-RR, 65-RR	3	3	3	0	0	0	0	2
Bob Gaillard (San Francisco 1962) 1972, 73-RR, 74-RR, 77, 78	5	4	5	0	0	0	0	2
Dan Belluomini (San Francisco 1964) 1979	1	1	1	0	0	0	0	0
Peter Barry (San Francisco 1970) 1981, 82	2	0	2	0	0	0	0	0
Phil Mathews (UC Irvine 1972) 1998	1	0	1	0	0	0	0	0
Todd Golden (Saint Mary's [CA] 2008) 2022	1	0	1	0	0	0	0	0
TOTAL	17	21	15	2	0	1	0	4
San Jose St.								
Walter McPherson (San Jose St. 1940) 1951	1	0	1	0	0	0	0	0
Bill Berry (Michigan St. 1965) 1980	1	0	1	0	0	0	0	0
Stan Morrison (California 1962) 1996	1	0	1	0	0	0	0	0
TOTAL	3	0	3	0	0	0	0	0
Santa Clara								
Bob Feerick (Santa Clara 1941) 1952- 4th, 53-RR, 54-RR, 60	4	6	6	0	0	0	1	2
Dick Garibaldi (Santa Clara 1957) 1968- RR, 69-RR, 70	3	3	3	0	0	0	0	2
Carroll Williams (San Jose St. 1955) 1987	1	0	1	0	0	0	0	0
Dick Davey (Pacific 1964) 1993, 95, 96	3	2	3	0	0	0	0	0
TOTAL	11	11	13	0	0	0	1	4
Seattle U.#								
Al Brightman [Charleston (WV)] 1953, 54, 55, 56	4	4	6	0	0	0	0	0
John Castellani (Notre Dame 1952) 1958-2d	1	4	1	0	1	0	0	0
Vince Cazzetta (Arnold 1950) 1961, 62	2	0	2	0	0	0	0	0
Clair Markey (Seattle U. 1963) 1963	1	0	1	0	0	0	0	0
Bob Boyd (Southern California 1953) 1964	1	2	1	0	0	0	0	0
Lionel Purcell (UC Santa Barbara 1952) 1967	1	0	1	0	0	0	0	0
Morris Buckwalter (Utah 1956) 1969	1	0	1	0	0	0	0	0
TOTAL	11	10	13	0	1	0	0	0
Seton Hall								
P. J. Carlesimo (Fordham 1971) 1988, 89-2d, 91-RR, 92, 93, 94	6	12	6	0	1	0	0	1
Tommy Amaker (Duke 1987) 2000	1	2	1	0	0	0	0	0
Louis Orr (Syracuse 1980) 2004, 06	2	1	2	0	0	0	0	0
Kevin Willard (Pittsburgh 1997) 2016, 17, 18, 19, 22	5	1	5	0	0	0	0	0
TOTAL	14	16	14	0	1	0	0	1

	Yrs.	W	L	CH	2d	3d ^A	4th	RR
SFA*								
Danny Kaspar (North Texas 1978) 2009	1	0	1	0	0	0	0	0
Brad Underwood (Kansas St. 1986) 2014, 15*, 16*	3	2	2	0	0	0	0	0
Kyle Keller (Oklahoma St. 1990) 2018*	1	0	1	0	0	0	0	0
TOTAL	5	2	5	0	0	0	0	0
Siena								
Mike Deane (SUNY Potsdam 1974) 1989	1	1	1	0	0	0	0	0
Paul Hewitt (St. John Fisher 1985) 1999	1	0	1	0	0	0	0	0
Rob Lanier (St. Bonaventure 1990) 2002	1	1	1	0	0	0	0	0
Fran McCaffery (Penn 1982) 2008, 09, 10	3	2	3	0	0	0	0	0
TOTAL	6	4	6	0	0	0	0	0
SMU								
E.O. "Doc" Hayes (North Texas 1927) 1955, 56-4th, 57, 65, 66, 67-RR	6	7	8	0	0	0	1	1
Dave Bliss (Cornell 1965) 1984, 85, 88	3	3	3	0	0	0	0	0
John Shumate (Notre Dame 1974) 1993	1	0	1	0	0	0	0	0
Larry Brown (North Carolina 1963) 2015	1	0	1	0	0	0	0	0
Tim Jankovich (Kansas St. 1982) 2017	1	0	1	0	0	0	0	0
TOTAL	12	10	14	0	0	0	1	1
South Ala.								
Cliff Ellis (Florida St. 1968) 1979, 80	2	0	2	0	0	0	0	0
Ronnie Arrow (Texas St. 1969) 1989, 91	2	1	2	0	0	0	0	0
Bill Musselman (Wittenberg 1962) 1997	1	0	1	0	0	0	0	0
Bob Weltlich (Ohio St. 1967) 1998	1	0	1	0	0	0	0	0
John Pelphrey (Kentucky 1992) 2006	1	0	1	0	0	0	0	0
Ronnie Arrow (Texas St. 1969) 2008	1	0	1	0	0	0	0	0
TOTAL	8	1	8	0	0	0	0	0
South Carolina								
Frank McGuire [St. John's (NY) 1936] 1971, 72, 73, 74	4	4	5	0	0	0	0	0
George Felton (South Carolina 1975) 1989	1	0	1	0	0	0	0	0
Eddie Fogler (North Carolina 1970) 1997, 98	2	0	2	0	0	0	0	0
Dave Odom (Guilford 1965) 2004	1	0	1	0	0	0	0	0
Frank Martin (FIU 1993) 2017-T3d	1	4	1	0	0	1	0	0
Lamont Paris (Wooster 1996) 2024	1	0	1	0	0	0	0	0
TOTAL	10	8	11	0	0	1	0	0
South Carolina St.								
Cy Alexander (Catawba 1975) 1989, 96, 98, 2000, 03	5	0	5	0	0	0	0	0
TOTAL	5	0	5	0	0	0	0	0
South Dakota St.								
Scott Nagy (Delta St. 1988) 2012, 13, 16	3	0	3	0	0	0	0	0
T.J. Otzelberger (Wis.-Whitewater 2001) 2017, 18	2	0	2	0	0	0	0	0
Eric Henderson (Wayne St. [NE] 2000) 2022, 24	2	0	2	0	0	0	0	0
TOTAL	7	0	7	0	0	0	0	0
South Fla.								
Bobby Paschal (Stetson 1964) 1990, 92	2	0	2	0	0	0	0	0
Stan Heath (Eastern Mich. 1988) 2012	1	2	1	0	0	0	0	0
TOTAL	3	2	3	0	0	0	0	0
Southeast Mo. St.								
Gary Garner (Missouri 1965) 2000	1	0	1	0	0	0	0	0
Brad Korn (Southern Ill. 2004) 2023	1	0	1	0	0	0	0	0
TOTAL	2	0	2	0	0	0	0	0
Southeastern La.								
Billy Kennedy (Southeastern La. 1986) 2005	1	0	1	0	0	0	0	0
TOTAL	1	0	1	0	0	0	0	0
Southern U.								
Carl Stewart (Grambling 1954) 1981	1	0	1	0	0	0	0	0
Robert Hopkins (Grambling 1956) 1985	1	0	1	0	0	0	0	0
Ben Jobe (Fisk 1956) 1987, 88, 89, 93	4	1	4	0	0	0	0	0
Rob Spivery (Ashland 1972) 2006	1	0	1	0	0	0	0	0

	Yrs.	W	L	CH	2d	3d^	4th	RR
Roman Banks (Northwestern St. 1992) 2013, 16	2	0	2	0	0	0	0	0
TOTAL	9	1	9	0	0	0	0	0
Southern California*								
Justin "Sam" Barry (Lawrence 1913) 1940-T3d	1	1	1	0	0	1	0	0
Forrest Twogood (Iowa 1929) 1954-4th, 60, 61	3	3	5	0	0	0	1	0
Bob Boyd (Southern California 1953) 1979	1	1	1	0	0	0	0	0
Stan Morrison (California 1962) 1982, 85	2	0	2	0	0	0	0	0
George Raveling (Villanova 1960) 1991, 92	2	1	2	0	0	0	0	0
Henry Bibby (UCLA 1972) 1997, 2001- RR, 02	3	3	3	0	0	0	0	1
Tim Floyd (Louisiana Tech 1977) 2007, 08*, 09	3	3	3	0	0	0	0	0
Kevin O'Neill (McGill 1979) 2011	1	0	1	0	0	0	0	0
Andy Enfield (Johns Hopkins 1991) 2016, 17, 21-RR, 22, 23	5	5	5	0	0	0	0	1
TOTAL	21	17	23	0	0	1	1	2
Southern Ill.								
Paul Lambert (William Jewell 1956) 1977	1	1	1	0	0	0	0	0
Rich Herrin (McKendree 1956) 1993, 94, 95	3	0	3	0	0	0	0	0
Bruce Weber (Milwaukee 1978) 2002, 03	2	2	2	0	0	0	0	0
Matt Painter (Purdue 1994) 2004	1	0	1	0	0	0	0	0
Chris Lowery (Southern Ill. 1995) 2005, 06, 07	3	3	3	0	0	0	0	0
TOTAL	10	6	10	0	0	0	0	0
Southern Miss.								
M.K. Turk (West Ala. 1964) 1990, 91	2	0	2	0	0	0	0	0
Larry Eustachy (Long Beach St. 1979) 2012	1	0	1	0	0	0	0	0
TOTAL	3	0	3	0	0	0	0	0
Southern Utah								
Bill Evans (Southern Utah 1972) 2001	1	0	1	0	0	0	0	0
TOTAL	1	0	1	0	0	0	0	0
Springfield								
Ed Hickox (Ohio Wesleyan 1905) 1940-RR	1	0	1	0	0	0	0	1
TOTAL	1	0	1	0	0	0	0	1
St. Bonaventure								
Eddie Donovan (St. Bonaventure 1950) 1961	1	2	1	0	0	0	0	0
Larry Weise (St. Bonaventure 1958) 1968, 70-4th	2	4	4	0	0	0	1	0
Jim Satalin (St. Bonaventure 1969) 1978	1	0	1	0	0	0	0	0
Jim Baron (St. Bonaventure 1977) 2000	1	0	1	0	0	0	0	0
Mark Schmidt (Boston College 1985) 2012, 18, 21	3	1	3	0	0	0	0	0
TOTAL	8	7	10	0	0	0	1	0
St. John's (NY)*								
Frank McGuire [St. John's (NY) 1936] 1951-RR, 52-2d	2	5	2	0	1	0	0	1
Joe Lapchick (No college) 1961	1	0	1	0	0	0	0	0
Frank Mulzoff [St. John's (NY) 1951] 1973	1	0	1	0	0	0	0	0
Lou Carnesecca [St. John's (NY) 1946] 1967, 68, 69, 76, 77, 78, 79-RR, 80, 82, 83, 84, 85-T3d, 86, 87, 88, 90, 91-RR, 92	18	17	20	0	0	1	0	2
Brian Mahoney (Manhattan 1971) 1993	1	1	1	0	0	0	0	0
Fran Frascilla (Brooklyn 1980) 1998	1	0	1	0	0	0	0	0
Mike Jarvis (Northeastern 1968) 1999- RR, 2000, 02*	3	4	3	0	0	0	0	1
Steve Lavin (Chapman 1988) 2011, 15	2	0	2	0	0	0	0	0
Chris Mullin (St. John's [NY] 1985) 2019	1	0	1	0	0	0	0	0
TOTAL	30	27	32	0	1	1	0	4

	Yrs.	W	L	CH	2d	3d^	4th	RR
Stanford								
Everett Dean (Indiana 1921) 1942-CH	1	3	0	1	0	0	0	0
Mike Montgomery (Long Beach St. 1968) 1989, 92, 95, 96, 97, 98-T3d, 99,2000, 01-RR, 02, 03, 04	12	16	12	0	0	1	0	1
Trent Johnson (Boise St. 1983) 2005, 07, 08	3	2	3	0	0	0	0	0
Johnny Dawkins (Duke 1986) 2014	1	2	1	0	0	0	0	0
TOTAL	17	23	16	1	0	1	0	1
Stetson								
Donnie Jones (Pikeville 1988) 2024	1	0	1	0	0	0	0	0
TOTAL	1	0	1	0	0	0	0	0
Stony Brook								
Steve Pikiell (Ohio 1995) 2016	1	0	1	0	0	0	0	0
TOTAL	1	0	1	0	0	0	0	0
Syracuse*								
Marc Guley (Syracuse 1936) 1957-RR	1	2	1	0	0	0	0	1
Fred Lewis (Eastern Ky. 1946) 1966-RR	1	1	1	0	0	0	0	1
Roy Danforth (Southern Miss. 1962) 1973, 74, 75-4th, 76	4	5	5	0	0	0	1	0
Jim Boeheim (Syracuse 1966) 1977, 78, 79, 80, 83, 84, 85, 86, 87-2d, 88, 89-RR, 90, 91, 92, 94, 95, 96-2d, 98, 99, 2000, 01, 03-CH, 04, 05, 06, 09, 10, 11*, 12-RR*, 13-T3d, 14, 16-T3d, 18, 19, 21	35	62	34	1	2	2	0	2
TOTAL	41	70	41	1	2	2	1	4
TCU								
Byron "Buster" Brannon (TCU 1933) 1952, 53, 59	3	3	3	0	0	0	0	0
Johnny Swaim (TCU 1953) 1968-RR, 71	2	1	2	0	0	0	0	1
Jim Killingsworth (Northeastern Okla. St. 1948) 1987	1	1	1	0	0	0	0	0
Billy Tubbs (Lamar University 1958) 1998	1	0	1	0	0	0	0	0
Jamie Dixon (TCU 1987) 2018, 22, 23, 24	4	2	4	0	0	0	0	0
TOTAL	11	7	11	0	0	0	0	1
Temple								
Josh Cody (Vanderbilt 1920) 1944-RR	1	1	1	0	0	0	0	1
Harry Litwack (Temple 1930) 1956-3d, 58-3d, 64, 67, 70, 72	6	7	6	0	0	2	0	0
Don Casey (Temple 1970) 1979	1	0	1	0	0	0	0	0
John Chaney (Bethune-Cookman 1955) 1984, 85, 86, 87, 88-RR, 90, 91-RR, 92, 93-RR, 94, 95, 96, 97, 98, 99-RR, 2000,01-RR	17	23	17	0	0	0	0	5
Fran Dunphy (La Salle 1970) 2008, 09, 10,11, 12, 13, 16, 19	8	2	8	0	0	0	0	0
TOTAL	33	33	33	0	0	2	0	6
Tennessee								
Ramon "Ray" Mears [Miami (OH) 1949] 1967, 76, 77	3	0	4	0	0	0	0	0
Don DeVoe (Ohio St. 1964) 1979, 80, 81, 82, 83, 89	6	5	6	0	0	0	0	0
Jerry Green (App State 1968) 1998, 99, 2000, 01	4	3	4	0	0	0	0	0
Bruce Pearl (Boston College 1982) 2006, 07, 08, 09, 10-RR, 11	6	8	6	0	0	0	0	1
Cuonzo Martin (Purdue 2000) 2014	1	3	1	0	0	0	0	0
Rick Barnes (Lenoir-Rhyne 1977) 2018, 19, 21, 22, 23, 24-RR	6	9	6	0	0	0	0	1
TOTAL	26	28	27	0	0	0	0	2
Tennessee St.								
Frankie Allen (Roanoke 1971) 1993, 94	2	0	2	0	0	0	0	0
TOTAL	2	0	2	0	0	0	0	0
Tennessee Tech								
Johnny Oldham (Western Ky. 1948) 1958, 63	2	0	2	0	0	0	0	0
TOTAL	2	0	2	0	0	0	0	0

	Yrs.	W	L	CH	2d	3d [^]	4th	RR
Texas								
H.C. "Bully" Gilstrap (Texas 1922) 1943-T3d	1	1	1	0	0	1	0	0
Jack Gray (Texas 1935) 1939-RR, 47-3d	2	2	3	0	0	1	0	1
Harold Bradley (Hartwick 1934) 1960, 63	2	2	3	0	0	0	0	0
Leon Black (Texas 1953) 1972, 74	2	1	3	0	0	0	0	0
A.E. "Abe" Lemons (Oklahoma City 1949) 1979	1	0	1	0	0	0	0	0
Tom Penders (UConn 1967) 1989, 90-RR, 91, 92, 94, 95, 96, 97	8	10	8	0	0	0	0	1
Rick Barnes (Lenoir-Rhyne 1977) 1999,2000, 01, 02, 03-T3d, 04, 05, 06-RR, 07 08-RR, 09, 10, 11, 12, 14, 15	16	19	16	0	0	1	0	2
Shaka Smart (Kenyon 1999) 2016, 18, 21	3	0	3	0	0	0	0	0
Chris Beard (Texas 1995) 2022	1	1	1	0	0	0	0	0
Rodney Terry (St. Edward's 1990) 2023, 24	2	4	2	0	0	0	0	1
TOTAL	38	40	41	0	0	3	0	5
Texas A&M								
John Floyd (Oklahoma St. 1941) 1951	1	0	1	0	0	0	0	0
Shelby Metcalf (Tex. A&M-Commerce 1953) 1964, 69, 75, 80, 87	5	3	6	0	0	0	0	0
Billy Gillispie (Texas St. 1983) 2006, 07	2	3	2	0	0	0	0	0
Mark Turgeon (Kansas 1987) 2008, 09, 10,11	4	3	4	0	0	0	0	0
Billy Kennedy (Southeastern La. 1986) 2016, 18	2	4	2	0	0	0	0	0
Buzz Williams (Oklahoma City 1994) 2023, 24	2	1	2	0	0	0	0	0
TOTAL	16	14	17	0	0	0	0	0
Texas Southern								
Robert Moreland (Tougaloo 1962) 1990, 94, 95	3	0	3	0	0	0	0	0
Ronnie Courtney (McMurry 1981) 2003	1	0	1	0	0	0	0	0
Mike Davis (Thomas Edison St. 2000) 2014, 15, 17, 18	4	1	4	0	0	0	0	0
Johnny Jones (LSU 1985) 2021, 22, 23	3	2	3	0	0	0	0	0
TOTAL	11	3	11	0	0	0	0	0
Texas St.								
Jim Wooldridge (Louisiana Tech 1977) 1994	1	0	1	0	0	0	0	0
Mike Miller (Tex. A&M-Commerce 1987) 1997	1	0	1	0	0	0	0	0
TOTAL	2	0	2	0	0	0	0	0
Texas Tech*								
Polk Robison (Texas Tech 1935) 1954, 56, 61	3	1	3	0	0	0	0	0
Gene Gibson (Texas Tech 1950) 1962	1	1	2	0	0	0	0	0
Gerald Myers (Texas Tech 1959) 1973, 76, 85, 86	4	1	4	0	0	0	0	0
James Dickey (Central Ark. 1976) 1993, 96*	2	2	2	0	0	0	0	0
Bob Knight (Ohio St. 1962) 2002, 04, 05, 07	4	3	4	0	0	0	0	0
Tubby Smith (High Point 1973) 2016	1	0	1	0	0	0	0	0
Chris Beard (Texas 1995) 2018, 19-2d, 21	3	9	3	0	1	0	0	1
Mark Adams (Texas Tech 1979) 2022	1	2	1	0	0	0	0	0
Grant McCasland (Baylor 1999) 2024	1	0	1	0	0	0	0	0
TOTAL	20	19	21	0	1	0	0	1
Toledo								
Jerry Bush [St. John's (NY) 1938] 1954	1	0	1	0	0	0	0	0
Bob Nichols (Toledo 1953) 1967, 79, 80	3	1	3	0	0	0	0	0
TOTAL	4	1	4	0	0	0	0	0
Towson								
Terry Truax (Maryland 1968) 1990, 91	2	0	2	0	0	0	0	0
TOTAL	2	0	2	0	0	0	0	0

	Yrs.	W	L	CH	2d	3d [^]	4th	RR
Trinity (TX)								
Bob Polk (Evansville 1939) 1969	1	0	1	0	0	0	0	0
TOTAL	1	0	1	0	0	0	0	0
Troy								
Don Maestri (Southern Miss. 1968) 2003	1	0	1	0	0	0	0	0
Phil Cunningham (Campbellsville 1990) 2017	1	0	1	0	0	0	0	0
TOTAL	2	0	2	0	0	0	0	0
Tufts								
Richard Cochran (Tufts 1934) 1945-RR	1	0	2	0	0	0	0	1
TOTAL	1	0	2	0	0	0	0	1
Tulane								
Perry Clark (Gettysburg 1974) 1992, 93, 95	3	3	3	0	0	0	0	0
TOTAL	3	3	3	0	0	0	0	0
Tulsa								
Clarence Iba (Panhandle St. 1936) 1955	1	1	1	0	0	0	0	0
Nolan Richardson (UTEP 1965) 1982, 84, 85	3	0	3	0	0	0	0	0
J.D. Barnett (Winona St. 1966) 1986, 87	2	0	2	0	0	0	0	0
Tubby Smith (High Point 1973) 1994, 95	2	4	2	0	0	0	0	0
Steve Robinson (Radford 1981) 1996, 97	2	1	2	0	0	0	0	0
Bill Self (Oklahoma St. 1985) 1999, 2000-RR	2	4	2	0	0	0	0	1
John Phillips (Oklahoma St. 1973) 2002,03	2	2	2	0	0	0	0	0
Danny Manning (Kansas 1991) 2014	1	0	1	0	0	0	0	0
Frank Haith (Elon 1988) 2016	1	0	1	0	0	0	0	0
TOTAL	16	12	16	0	0	0	0	1
UAB								
Gene Bartow (Truman 1953) 1981, 82-RR, 83, 84, 85, 86, 87, 90, 94	9	6	9	0	0	0	0	1
Murry Bartow (UAB 1985) 1999	1	0	1	0	0	0	0	0
Mike Anderson (Tulsa 1982) 2004, 05, 06	3	3	3	0	0	0	0	0
Mike Davis (Alabama 1983) 2011	1	0	1	0	0	0	0	0
Jerod Haase (Kansas 1997) 2015	1	1	1	0	0	0	0	0
Andy Kennedy (UAB 1991) 2022, 24	2	0	2	0	0	0	0	0
TOTAL	17	10	17	0	0	0	0	1
UC Davis								
Jim Les (Bradley 1986) 2017	1	1	1	0	0	0	0	0
TOTAL	1	1	1	0	0	0	0	0
UC Irvine								
Russell Turner (Hampden-Sydney 1992) 2015, 19	2	1	2	0	0	0	0	0
TOTAL	2	1	2	0	0	0	0	0
UC Santa Barbara								
Jerry Pimm (Southern California 1961) 1988, 90	2	1	2	0	0	0	0	0
Bob Williams (San Jose St. 1975) 2002, 10,11	3	0	3	0	0	0	0	0
Joe Pasternack (Indiana 1999) 2021, 23	2	0	2	0	0	0	0	0
TOTAL	7	1	7	0	0	0	0	0
UCF								
Kirk Speraw (Iowa 1980) 1994, 96,2004, 05	4	0	4	0	0	0	0	0
Johnny Dawkins (Duke 1986) 2019	1	1	1	0	0	0	0	0
TOTAL	5	1	5	0	0	0	0	0
UCLA*								
John Wooden (Purdue 1932) 1950-RR, 52, 56, 62-4th, 63, 64-CH, 65-CH, 67-CH, 68-CH, 69-CH, 70-CH, 71-CH, 72-CH, 73-CH, 74-3d, 75-CH	16	47	10	10	0	1	1	1
Gene Bartow (Truman 1953) 1976-3d, 77	2	5	2	0	0	1	0	0
Gary Cunningham (UCLA 1962) 1978, 79-RR	2	3	2	0	0	0	0	1
Larry Brown (North Carolina 1963) 1980-2d*, 81	2	5	2	0	1	0	0	0
Larry Farmer (UCLA 1973) 1983	1	0	1	0	0	0	0	0

	Yrs.	W	L	CH	2d	3d [^]	4th	RR
Walt Hazzard (UCLA 1964) 1987	1	1	1	0	0	0	0	0
Jim Harrick [Charleston (WV) 1960] 1989, 90, 91, 92-RR, 93, 94, 95-CH, 96	8	13	7	1	0	0	0	1
Steve Lavin (Chapman 1988) 1997-RR, 98, 99*, 2000, 01, 02	6	11	6	0	0	0	0	1
Ben Howland (Weber St. 1979) 2005, 06-2d, 07-T3d, 08-T3d, 09, 11, 13	7	15	7	0	1	2	0	0
Steve Alford (Indiana 1987) 2014, 15, 17, 18	4	6	4	0	0	0	0	0
Mick Cronin (Cincinnati 1997) 2021-T3d, 22, 23	3	9	3	0	0	1	0	0
TOTAL	52	115	45	11	2	5	1	4

UConn*

Hugh Greer (UConn 1926) 1951, 54, 56, 57, 58, 59, 60	7	1	8	0	0	0	0	0
George Wigton (Ohio St. 1956) 1963	1	0	1	0	0	0	0	0
Fred Shabel (Duke 1954) 1964-RR, 65, 67	3	2	3	0	0	0	0	1
Donald "Dee" Rowe (Middlebury 1952) 1976	1	1	1	0	0	0	0	0
Dom Perno (UConn 1964) 1979	1	0	1	0	0	0	0	0
Jim Calhoun (American Int'l 1968) 1990- RR, 91, 92, 94, 95-RR, 96*, 98-RR, 99-CH, 2000, 02-RR, 03, 04-CH, 05, 06-RR, 08, 09-T3d, 11-CH, 12	18	48	15	3	0	1	0	5
Kevin Ollie (UConn 1995) 2014-CH, 16	2	7	1	1	0	0	0	0
Dan Hurley (Seton Hall 1996) 2021, 22, 23-CH, 24-CH	4	12	3	2	0	0	0	0
TOTAL	37	71	33	6	0	1	0	6

UIC

Jimmy Collins (New Mexico St. 1970) 1998, 2002, 04	3	0	3	0	0	0	0	0
TOTAL	3	0	3	0	0	0	0	0

ULM

Mike Vining (La.-Monroe 1967) 1982, 86, 90, 91, 92, 93, 96	7	0	7	0	0	0	0	0
TOTAL	7	0	7	0	0	0	0	0

UMBC

Randy Monroe (Cheyney 1987) 2008	1	0	1	0	0	0	0	0
Ryan Odom (Hampden-Sydney 1996) 2018	1	1	1	0	0	0	0	0
TOTAL	2	1	2	0	0	0	0	0

UNC Asheville

Eddie Biedenbach (North Carolina St. 1968) 2003, 11, 12	3	2	3	0	0	0	0	0
Nick McDevitt (UNC Asheville 2001) 2016	1	0	1	0	0	0	0	0
Mike Morrell (Milligan 2005) 2023	1	0	1	0	0	0	0	0
TOTAL	5	2	5	0	0	0	0	0

UNC Greensboro

Randy Peele (Va. Wesleyan 1980) 1996	1	0	1	0	0	0	0	0
Fran McCaffery (Penn 1982) 2001	1	0	1	0	0	0	0	0
Wes Miller (North Carolina 2007) 2018, 21	2	0	2	0	0	0	0	0
TOTAL	4	0	4	0	0	0	0	0

UNCW

Jerry Wainwright (Colorado Col. 1968) 2000, 02	2	1	2	0	0	0	0	0
Brad Brownell (DePauw 1991) 2003, 06	2	0	2	0	0	0	0	0
Kevin Keatts (Ferrum 1995) 2016, 17	2	0	2	0	0	0	0	0
TOTAL	6	1	6	0	0	0	0	0

UNI

Eldon Miller (Wittenberg 1961) 1990	1	1	1	0	0	0	0	0
Greg McDermott (UNI 1988) 2004, 05, 06	3	0	3	0	0	0	0	0
Ben Jacobson (North Dakota 1994) 2009, 10, 15, 16	4	4	4	0	0	0	0	0
TOTAL	8	5	8	0	0	0	0	0

UNLV

	Yrs.	W	L	CH	2d	3d [^]	4th	RR
Jerry Tarkanian (Fresno St. 1956) 1975, 76, 77-3d, 83, 84, 85, 86, 87-T3d, 88, 89-RR, 90-CH, 91-T3d	12	30	11	1	0	3	0	1
Bill Bayno (Sacred Heart 1985) 1998, 2000	2	0	2	0	0	0	0	0
Lon Kruger (Kansas St. 1974) 2007, 08, 10, 11	4	3	4	0	0	0	0	0
Dave Rice (UNLV 1991) 2012, 13	2	0	2	0	0	0	0	0
TOTAL	20	33	19	1	0	3	0	1

UT Arlington

Scott Cross (UT Arlington 1998) 2008	1	0	1	0	0	0	0	0
TOTAL	1	0	1	0	0	0	0	0

Utah

Vadal Petersen (Utah 1920) 1944-CH, 45-RR	2	3	2	1	0	0	0	1
Jack Gardner (Southern California 1932) 1955, 56-RR, 59, 60, 61-4th, 66-4th	6	8	9	0	0	0	2	1
Jerry Pimm (Southern California 1960) 1977, 78, 79, 81, 83	5	5	5	0	0	0	0	0
Lynn Archibald (Fresno St. 1968) 1986	1	0	1	0	0	0	0	0
Rick Majerus (Marquette 1970) 1991, 93, 95, 96, 97-RR, 98-2d, 99, 2000, 02, 03	10	17	10	0	1	0	0	1
Kerry Rupp (Southern Utah 1977) 2004	1	0	1	0	0	0	0	0
Ray Giacometti (Minot St. 1985) 2005	1	2	1	0	0	0	0	0
Jim Boylen (Maine 1987) 2009	1	0	1	0	0	0	0	0
Larry Krystkowiak (Montana 1996) 2015, 16	2	3	2	0	0	0	0	0
TOTAL	29	38	32	1	1	0	2	3

Utah St.

E.L. "Dick" Romney (Utah 1917) 1939-RR	1	1	1	0	0	0	0	1
Ladell Andersen (Utah St. 1951) 1962, 63, 64, 70-RR, 71	5	4	7	0	0	0	0	1
Gordon "Dutch" Belnap (Utah St. 1958) 1975, 79	2	0	2	0	0	0	0	0
Rod Tueller (Utah St. 1959) 1980, 83, 88	3	0	3	0	0	0	0	0
Larry Eustachy (Long Beach St. 1979) 1998	1	0	1	0	0	0	0	0
Stew Morrill (Gonzaga 1974) 2000, 01, 03, 05, 06, 09, 10, 11	8	1	8	0	0	0	0	0
Craig Smith (North Dakota 1996) 2019, 21	2	0	2	0	0	0	0	0
Ryan Odom (Hampden-Sydney 1996) 2023	1	0	1	0	0	0	0	0
Danny Sprinkle (Montana St. 2000) 2024	1	1	1	0	0	0	0	0
TOTAL	24	7	26	0	0	0	0	2

UTEP

Don Haskins (Oklahoma St. 1953) 1963, 64, 66-CH, 67, 70, 75, 84, 85, 86, 87, 88, 89, 90, 92	14	14	13	1	0	0	0	0
Billy Gillispie (Texas St. 1983) 2004	1	0	1	0	0	0	0	0
Doc Sadler (Arkansas 1982) 2005	1	0	1	0	0	0	0	0
Tony Barbee (Massachusetts 1993) 2010	1	0	1	0	0	0	0	0
TOTAL	17	14	16	1	0	0	0	0

UTSA

Ken Burmeister [St. Mary's (TX) 1971] 1988	1	0	1	0	0	0	0	0
Tim Carter (Kansas 1979) 1999, 2004	2	0	2	0	0	0	0	0
Brooks Thompson (Oklahoma St. 1994) 2011	1	1	1	0	0	0	0	0
TOTAL	4	1	4	0	0	0	0	0

Valparaiso

Homer Drew (William Jewell 1966) 1996, 97, 98, 99, 2000, 02, 04	7	2	7	0	0	0	0	0
Bryce Drew (Valparaiso 1998) 2013, 15	2	0	2	0	0	0	0	0
TOTAL	9	2	9	0	0	0	0	0

Vanderbilt

Roy Skinner (Presbyterian 1952) 1965- RR, 74	2	1	3	0	0	0	0	1
---	---	---	---	---	---	---	---	---

	Yrs.	W	L	CH	2d	3d [^]	4th	RR
C.M. Newton (Kentucky 1952) 1988, 89	2	2	2	0	0	0	0	0
Eddie Fogler (North Carolina 1970) 1991, 93	2	2	2	0	0	0	0	0
Jan van Breda Kolff (Vanderbilt 1974) 1997	1	0	1	0	0	0	0	0
Kevin Stallings (Purdue 1982) 2004, 07, 08, 10, 11, 12	6	5	6	0	0	0	0	0
Bryce Drew (Valparaiso 1998) 2016, 17	2	0	2	0	0	0	0	0
TOTAL	15	10	16	0	0	0	0	1

VCU#

J.D. Barnett (Winona St. 1966) 1980, 81, 83, 84, 85	5	4	5	0	0	0	0	0
Sonny Smith (Milligan 1958) 1996	1	0	1	0	0	0	0	0
Jeff Capel III (Duke 1997) 2004	1	0	1	0	0	0	0	0
Anthony Grant (Dayton 1983) 2007, 09	2	1	2	0	0	0	0	0
Shaka Smart (Kenyon 1999) 2011-T3d, 12,13, 14, 15	5	7	5	0	0	1	0	0
Will Wade (Clemson 2005) 2016, 17	2	1	2	0	0	0	0	0
Mike Rhoades (Lebanon Valley 1995) 2019, 21, 23	3	0	2	0	0	0	0	0
TOTAL	19	13	18	0	0	1	0	0

Vermont

Tom Brennan (Georgia 1971) 2003, 04, 05	3	1	3	0	0	0	0	0
Mike Lonergan (Catholic 1988) 2010	1	0	1	0	0	0	0	0
John Becker (Catholic 1990) 2012, 17, 19, 22, 23, 24	6	1	6	0	0	0	0	0
TOTAL	10	2	10	0	0	0	0	0

Villanova*

Alex Severance (Villanova 1929) 1939-T3d, 49-RR, 51, 55	4	4	4	0	0	1	0	1
Jack Kraft (Saint Joseph's 1942) 1962-RR, 64, 69, 70-RR, 71-2d*, 72	6	11	7	0	1	0	0	2
Rollie Massimino (Vermont 1956) 1978-RR, 80, 81, 82-RR, 83-RR, 84, 85-CH, 86, 88-RR, 90, 91	11	20	10	1	0	0	0	4
Steve Lappas (CCNY 1977) 1995, 96, 97, 99	4	2	4	0	0	0	0	0
Jay Wright (Bucknell 1983) 2005, 06-RR, 07, 08, 09-T3d, 10, 11, 13, 14, 15, 16-CH, 17, 18-CH, 19, 21, 22-T3d	16	34	14	2	0	2	0	1
TOTAL	41	71	39	3	1	3	0	8

Virginia

Terry Holland (Davidson 1964) 1976, 81-3d, 82, 83-RR, 84-T3d, 86, 87, 89-RR, 90	9	15	9	0	0	2	0	2
Jeff Jones (Virginia 1982) 1991, 93, 94, 95-RR, 97	5	6	5	0	0	0	0	1
Pete Gillen (Fairfield 1968) 2001	1	0	1	0	0	0	0	0
Dave Leitao (Northeastern 1983) 2007	1	1	1	0	0	0	0	0
Tony Bennett (Green Bay 1992) 2012, 14, 15, 16-RR, 17, 18, 19-CH, 21, 23, 24	10	13	9	1	0	0	0	1
TOTAL	26	35	25	1	0	2	0	4

Virginia Tech

Howard Shannon (Kansas St. 1948) 1967-RR	1	2	1	0	0	0	0	1
Don DeVoe (Ohio St. 1964) 1976	1	0	1	0	0	0	0	0
Charles Moir (App State 1952) 1979, 80, 85, 86	4	2	4	0	0	0	0	0
Bill C. Foster (Carson-Newman 1958) 1996	1	1	1	0	0	0	0	0
Seth Greenberg (Fairleigh Dickinson 1978) 2007	1	1	1	0	0	0	0	0
Buzz Williams (Oklahoma City 1994) 2017, 18, 19	3	2	3	0	0	0	0	0
Mike Young (Emory & Henry 1986) 2021, 22	2	0	2	0	0	0	0	0
TOTAL	13	8	13	0	0	0	0	1

VMI

	Yrs.	W	L	CH	2d	3d [^]	4th	RR
Louis "Weenie" Miller (Richmond 1947) 1964	1	0	1	0	0	0	0	0
Bill Blair (VMI 1964) 1976-RR	1	2	1	0	0	0	0	1
Charlie Schmaus (VMI 1966) 1977	1	1	1	0	0	0	0	0
TOTAL	3	3	3	0	0	0	0	1

Wagner

Derek Whittenburg (North Carolina St. 1984) 2003	1	0	1	0	0	0	0	0
Donald Copeland (Seton Hall 2006) 2024	1	1	1	0	0	0	0	0
TOTAL	2	1	2	0	0	0	0	0

Wake Forest

Murray Greason (Wake Forest 1926) 1939-RR, 53	2	1	2	0	0	0	0	1
Horace "Bones" McKinney (North Carolina 1946) 1961-RR, 62-3d	2	6	2	0	0	1	0	1
Carl Tacy (Davis & Elkins 1956) 1977-RR, 81, 82, 84-RR	4	5	4	0	0	0	0	2
Dave Odom (Guilford 1965) 1991, 92, 93, 94, 95, 96-RR, 97, 2001	8	10	8	0	0	0	0	1
Skip Prosser (Merchant Marine 1972) 2002, 03, 04, 05	4	5	4	0	0	0	0	0
Dino Gaudio (Ohio 1981) 2009, 10	2	1	2	0	0	0	0	0
Danny Manning (Kansas 1988) 2017	1	0	1	0	0	0	0	0
TOTAL	23	28	23	0	0	1	0	5

Washington

Clarence "Hec" Edmundson (Idaho 1909) 1943-RR	1	0	2	0	0	0	0	1
Art McLamey (Washington St. 1932) 1948-RR	1	1	1	0	0	0	0	1
William "Tippy" Dye (Ohio St. 1937) 1951-RR, 53-3d	2	5	2	0	0	1	0	1
Marv Harshman (Pacific Lutheran 1942) 1976, 84, 85	3	2	3	0	0	0	0	0
Andy Russo (Lake Forest 1970) 1986	1	0	1	0	0	0	0	0
Bob Bender (Duke 1980) 1998, 99	2	2	2	0	0	0	0	0
Lorenzo Romar (Washington 1980) 2004, 05, 06, 09, 10, 11	6	8	6	0	0	0	0	0
Mike Hopkins (Syracuse 1993) 2019	1	1	1	0	0	0	0	0
TOTAL	17	19	18	0	0	1	0	3

Washington St.

Jack Friel (Washington St. 1923) 1941-2d	1	2	1	0	1	0	0	0
George Raveling (Villanova 1960) 1980, 83	2	1	2	0	0	0	0	0
Kelvin Sampson (UNC Pembroke 1978) 1994	1	0	1	0	0	0	0	0
Tony Bennett (Green Bay 1992) 2007, 08	2	3	2	0	0	0	0	0
Kyle Smith (Hamilton 1992) 2024	1	1	1	0	0	0	0	0
TOTAL	7	7	7	0	1	0	0	0

Wayne St. (MI)

Joel Mason (Western Mich. 1936) 1956	1	1	2	0	0	0	0	0
TOTAL	1	1	2	0	0	0	0	0

Weber St.

Dick Motta (Utah St. 1953) 1968	1	0	1	0	0	0	0	0
Phil Johnson (Utah St. 1953) 1969, 70, 71	3	2	3	0	0	0	0	0
Gene Visscher (Weber St. 1966) 1972, 73	2	1	3	0	0	0	0	0
Neil McCarthy (Sacramento St. 1965) 1978, 79, 80, 83	4	1	4	0	0	0	0	0
Ron Abegglen (BYU 1962) 1995, 99	2	2	2	0	0	0	0	0
Joe Cravens (UT Arlington 1977) 2003	1	0	1	0	0	0	0	0
Randy Rahe (Buena Vista 1982) 2007, 14, 16	3	0	3	0	0	0	0	0
TOTAL	16	6	17	0	0	0	0	0

West Tex. A&M

W.A. "Gus" Miller (West Tex. A&M 1927) 1955	1	0	1	0	0	0	0	0
TOTAL	1	0	1	0	0	0	0	0

West Virginia

	Yrs.	W	L	CH	2d	3d^	4th	RR
Fred Schaus (West Virginia 1949) 1955, 56, 57, 58, 59-2d, 60	6	6	6	0	1	0	0	0
George King [Charleston (WV) 1950] 1962, 63, 65	3	2	3	0	0	0	0	0
Raymond "Bucky" Waters (North Carolina St. 1957) 1967	1	0	1	0	0	0	0	0
Gale Catlett (West Virginia 1963) 1982, 83, 84, 86, 87, 89, 92, 98	8	5	8	0	0	0	0	0
John Beilein (Wheeling Jesuit 1975) 2005-RR, 06	2	5	2	0	0	0	0	1
Bob Huggins (West Virginia 1977) 2008, 09, 10-T3d, 11, 12, 15, 16, 17, 18, 21, 23	11	14	11	0	0	1	0	0
TOTAL	31	32	31	0	1	1	0	1

Western Caro.

Phil Hopkins (Gardner-Webb 1972) 1996	1	0	1	0	0	0	0	0
TOTAL	1	0	1	0	0	0	0	0

Western Ky.*

Ed Diddle (Centre 1921) 1940-RR, 60, 62	3	3	4	0	0	0	0	1
Johnny Oldham (Western Ky. 1948) 1966, 67, 70, 71-3d*	4	6	4	0	0	1	0	0
Jim Richards (Western Ky. 1959) 1976, 78	2	1	2	0	0	0	0	0
Gene Keady (Kansas St. 1958) 1980	1	0	1	0	0	0	0	0
Clem Haskins (Western Ky. 1967) 1981, 86	2	1	2	0	0	0	0	0
Murray Arnold (American 1960) 1987	1	1	1	0	0	0	0	0
Ralph Willard (Holy Cross 1967) 1993, 94	2	2	2	0	0	0	0	0
Matt Kilcullen (Lehman 1976) 1995	1	1	1	0	0	0	0	0
Dennis Felton (Howard 1985) 2001, 02, 03	3	0	3	0	0	0	0	0
Darrin Horn (Western Ky. 1995) 2008	1	2	1	0	0	0	0	0
Ken McDonald (Providence 1992) 2009	1	1	1	0	0	0	0	0
Ray Harper (Ky. Wesleyan 1985) 2012, 13	2	1	2	0	0	0	0	0
Steve Lutz (Texas Lutheran 1995) 2024	1	0	1	0	0	0	0	0
TOTAL	24	19	25	0	0	1	0	1

Western Mich.

Eldon Miller (Wittenberg 1961) 1976	1	1	1	0	0	0	0	0
Bob Donewald (Hanover 1964) 1998	1	1	1	0	0	0	0	0
Steve Hawkins (South Ala. 1987) 2004, 14	2	0	2	0	0	0	0	0
TOTAL	4	2	4	0	0	0	0	0

Wichita St.

Ralph Miller (Kansas 1942) 1964-RR	1	1	1	0	0	0	0	1
Gary Thompson (Wichita St. 1954) 1965-4th	1	2	2	0	0	0	1	0
Harry Miller (Eastern N.M. 1951) 1976	1	0	1	0	0	0	0	0
Gene Smithson [North Central (IL) 1961] 1981-RR, 85	2	3	2	0	0	0	0	1
Eddie Fogler (North Carolina 1970) 1987, 88	2	0	2	0	0	0	0	0
Mark Turgeon (Kansas 1987) 2006	1	2	1	0	0	0	0	0
Gregg Marshall (Randolph-Macon 1985) 2012, 13-T3d, 14, 15, 16, 17, 18	7	10	7	0	0	1	0	0
Isaac Brown (ULM 1995) 2021	1	0	1	0	0	0	0	0
TOTAL	16	18	17	0	0	1	1	2

Williams

Alex Shaw (Michigan 1932) 1955	1	0	1	0	0	0	0	0
TOTAL	1	0	1	0	0	0	0	0

Winthrop

Gregg Marshall (Randolph-Macon 1985) 1999, 2000, 01, 02, 05, 06, 07	7	1	7	0	0	0	0	0
Randy Peele (Va. Wesleyan 1980) 2008, 10	2	0	2	0	0	0	0	0
Pat Kelsey (Xavier 1998) 2017, 21	2	0	2	0	0	0	0	0
TOTAL	11	1	11	0	0	0	0	0

Wisconsin

	Yrs.	W	L	CH	2d	3d^	4th	RR
Harold "Bud" Foster (Wisconsin 1930) 1941-CH, 47-RR	2	4	1	1	0	0	0	1
Stu Jackson (Seattle U. 1978) 1994	1	1	1	0	0	0	0	0
Dick Bennett (Ripon 1965) 1997, 99,2000-T3d	3	4	3	0	0	1	0	0
Brad Soderberg (Wis.-Stevens Point 1985)2001	1	0	1	0	0	0	0	0
Bo Ryan (Wilkes 1969) 2002, 03, 04, 05-RR, 06, 07, 08, 09, 10, 11, 12, 13, 14-3rd, 15-2nd	14	25	14	0	1	1	0	1
Greg Gard (Wis.-Platteville 1995) 2016, 17, 19, 21, 22, 24	6	6	6	0	0	0	0	0
TOTAL	27	40	26	1	1	2	0	2

Wofford

Mike Young (Emory & Henry 1986) 2010,11, 14, 15, 19	5	1	5	0	0	0	0	0
TOTAL	5	1	5	0	0	0	0	0

Wright St.

Ralph Underhill (Tennessee Tech 1964) 1993	1	0	1	0	0	0	0	0
Brad Brownell (DePauw 1991) 2007	1	0	1	0	0	0	0	0
Scott Nagy (Delta St. 1988) 2018, 22	2	1	2	0	0	0	0	0
TOTAL	4	1	4	0	0	0	0	0

Wyoming

Everett Shelton (Phillips 1923) 1941-RR, 43-CH, 47-RR, 48-RR, 49-RR, 52-RR, 53,58	8	4	12	1	0	0	0	5
Bill Strannigan (Wyoming 1941) 1967	1	0	2	0	0	0	0	0
Jim Brandenburg (Colorado St. 1958) 1981, 82, 87	3	4	3	0	0	0	0	0
Benny Dees (Wyoming 1958) 1988	1	0	1	0	0	0	0	0
Steve McClain (Chadron St. 1984) 2002	1	1	1	0	0	0	0	0
Larry Shyatt (Wooster 1973) 2015	1	0	1	0	0	0	0	0
Jeff Linder (Western Colo. 2000) 2022	1	0	1	0	0	0	0	0
TOTAL	16	9	21	1	0	0	0	5

Xavier

Jim McCafferty [Loyola (LA) 1942] 1961	1	0	1	0	0	0	0	0
Bob Staak (UConn 1971) 1983	1	0	1	0	0	0	0	0
Pete Gillen (Fairfield 1968) 1986, 87, 88, 89, 90, 91, 93	7	5	7	0	0	0	0	0
Skip Prosser (Merchant Marine 1972) 1995, 97, 98, 2001	4	1	4	0	0	0	0	0
Thad Matta (Butler 1990) 2002, 03, 04-RR	3	5	3	0	0	0	0	1
Sean Miller (Pittsburgh 1992) 2006, 07 08-RR, 09, 23	5	8	5	0	0	0	0	1
Chris Mack (Xavier 1992) 2010, 11, 12, 14, 15, 16, 17-RR, 18	8	11	8	0	0	0	0	1
TOTAL	29	30	29	0	0	0	0	3

Yale

Howard Hobson (Oregon 1926) 1949-RR	1	0	2	0	0	0	0	1
Joe Vancisin (Dartmouth 1944) 1957, 62	2	0	2	0	0	0	0	0
James Jones [Albany (NY) 1986] 2016, 19, 22, 24	4	2	4	0	0	0	0	0
TOTAL	7	2	8	0	0	0	0	1

^National 3d-place games did not start until 1946 and ended in 1981; in other years, two teams tied for third and both are listed in this column. RR-Regional runner-up, or one victory from Final Four, thus in the top eight.

NOTES ON TEAMS AND COACHES

LSU: Kevin Nickelberry coached LSU as an interim head coach in 2022 due to Will Wade's release preceding the start of the tournament.

MICHIGAN: Steve Fisher coached Michigan in the 1989 tournament; Bill Freider was the coach during the regular season.

MISSOURI: Rich Daly coached Missouri in the 1989 tournament due to Norm Stewart's illness; Missouri credits the entire 1989 season to Stewart.

PRINCETON: Jake McCandless coached Princeton in the 1961 tournament; Franklin Cappon suffered a heart attack 11 games into the season; Princeton credits the1961 regular season to Cappon and the postseason to McCandless.

SEATTLE U.: Clair Markey coached Seattle U. in the 1963 tournament due to Vince Cazetta's resignation.

VCU: Mike Rhoades was not credited with a loss in 2021 after a first-round exit due to the COVID-19 no-contest policy.

*TEAMS VACATING NCAA TOURNAMENT ACTION

Teams	Years	Record	Placing	Conference
Alabama	1987	2-1		Southeastern
Arizona	1999, 2008, 2017-18	2-4		Pacific-12
Arizona St.	1995	2-1		Pacific-12
Ark.-Pine Bluff	2010	1-1		Southwestern
Austin Peay	1973	1-2		Ohio Valley
California	1996	0-1		Pacific-12
Clemson	1990	2-1		Atlantic Coast
DePaul	1986-89	6-4		Independent
Florida	1987-88	3-2		Southeastern
Fresno St.	2000	0-1		Western Athletic
Georgia	1985, 2002	2-2		Southeastern
Iona	1980	1-1		Independent
Kansas	2018	4-1	3d	Big 12
Kentucky	1988	2-1		Southeastern
Long Beach St.	1971-73	6-3	2 RR	Pacific Coast
Louisiana	1972-73, 2004-05	3-5		Southland/Sun Belt
Louisville	2012-15	15-3	CH, 3d, RR	Big East/American Athletic/Atlantic Coast
LMU (CA)	1980	0-1		West Coast
Marshall	1987	0-1		Southern
Maryland	1988	1-1		Atlantic Coast
Massachusetts	1996	4-1	3d	Atlantic 10
Memphis	1982-86, 2008	14-6	2d, 3d	Metro, C-USA
^Michigan	1992-93, 96, 98	7-4	2 2d	Big Ten
Minnesota	1972, 94-95, 97	7-4	3d	Big Ten
Missouri	1994	3-1	RR	Big Eight
NC State	1987-88	0-2		Atlantic Coast
New Mexico St.	1992-94	3-3		Big West
Northern Colo.	2011	0-1		Big Sky
Ohio St.	1999-2002	6-4	3d	Big Ten
Oregon St.	1980-82	2-3	RR	Pacific-12
Purdue	1996	1-1		Big Ten
St. John's (NY)	2002	0-1		Big East
Saint Joseph's	1961	3-1	3d	Middle Atlantic
SFA	2015-16, 18	1-3		Southland
Southern California	2008	0-1		Pacific-12
%Syracuse	2011-12	4-0		Big East
Texas Tech	1996	2-1		Southwest
UCLA	1980, 99	5-2	2d	Pacific-12
UConn	1996	2-1		Big East
Villanova	1971	4-1	2d	Independent
Western Ky.	1971	4-1	3d	Ohio Valley
41 Schools	77 years	125-79	1 CH, 5 2d, 8 3d, 5 RR	

^Michigan only vacated their Final Four appearance (1-1) in 1992. %Syracuse only vacated their wins in 2011 and 2012, keeping appearances and losses.

OFFICIAL NCAA TOURNAMENT RECORDS

Records adjusted to reflect vacated appearances.

Official NCAA Records	Yrs	Won	Lost	CH	2d	3d	4th	RR
Alabama	23	27	23	0	0	1	0	1
Arizona	34	58	33	1	1	2	0	7
Arizona St.	16	13	17	0	0	0	0	0
Ark.-Pine Bluff	0	0	0	0	0	0	0	0
Austin Peay	6	1	6	0	0	0	0	0
California	18	20	18	1	1	0	1	2
Clemson	13	12	13	0	0	0	0	2
DePaul	18	15	21	0	0	2	0	1
Florida	22	45	20	2	1	2	0	4
Fresno St.	5	2	5	0	0	0	0	0
Georgia	10	5	10	0	0	1	0	0
Iona	15	0	15	0	0	0	0	0
Kansas	51	113	49	4	6	3	2	9
Kentucky	61	130	55	8	4	5	0	21
LMU (CA)	4	5	4	0	0	0	0	1
Long Beach St.	7	1	8	0	0	0	0	0
Louisiana	7	1	7	0	0	0	0	0
Louisville	39	61	41	2	0	4	0	3
Marshall	5	1	5	0	0	0	0	0
Maryland	29	43	28	1	0	1	0	2
Massachusetts	8	7	8	0	0	0	0	1
Memphis	22	21	22	0	1	0	0	3
Michigan	27	57	25	1	4	1	0	7
Minnesota	11	8	10	0	0	0	0	1
Missouri	28	20	28	0	0	0	0	4
NC State	26	41	25	2	0	2	0	3
New Mexico St.	23	8	25	0	0	1	0	0
Northern Colo.	0	0	0	0	0	0	0	0
Ohio St.	31	52	30	1	4	5	0	4
Oregon St.	15	13	18	0	0	0	2	5
Purdue	34	48	34	0	2	1	0	3
St. John's (NY)	29	27	31	0	1	1	0	4
Saint Joseph's	20	16	24	0	0	0	0	3
SFA	2	1	2	0	0	0	0	0
Southern California	20	17	22	0	0	1	1	2
Syracuse	41	66	41	1	2	2	1	4
Texas Tech	18	14	19	0	1	0	0	0
UCLA	50	110	43	11	1	5	1	4
UConn	36	69	31	6	0	1	0	6
Villanova	40	67	38	3	0	3	0	8
Western Ky.	23	15	24	0	0	0	0	1

THE COACHES

Coaches Records.....	169
Head Coaches With Accomplished Records.....	172
Coaches of All-Time Final Four Appearances.....	179
Tournament Coaches.....	183



COACHES RECORDS

WON-LOST RECORDS OF CHAMPIONS

Year	Champion	Coach	W-L	Pct.	Year	Champion	Coach	W-L	Pct.
1939	Oregon	Howard Hobson	29-5	.853	1981	Indiana	Bob Knight	26-9	.743
1940	Indiana	Branch McCracken	20-3	.870	1982	North Carolina	Dean Smith	32-2	.941
1941	Wisconsin	Harold Foster	20-3	.870	1983	NC State	Jim Valvano	26-10	.722
1942	Stanford	Everett Dean	28-4	.875	1984	Georgetown	John Thompson	34-3	.919
1943	Wyoming	Everett Shelton	31-2	.939	1985	Villanova	Rollie Massimino	25-10	.714
1944	Utah	Vadal Peterson	21-4	.840	1986	Louisville	Denny Crum	32-7	.821
1945	Oklahoma St.	Henry Iba	27-4	.871	1987	Indiana	Bob Knight	30-4	.882
1946	Oklahoma St.	Henry Iba	31-2	.939	1988	Kansas	Larry Brown	27-11	.711
1947	Holy Cross	Doggie Julian	27-3	.900	1989	Michigan	Steve Fisher	30-7	.811
1948	Kentucky	Adolph Rupp	36-3	.923	1990	UNLV	Jerry Tarkanian	35-5	.875
1949	Kentucky	Adolph Rupp	32-2	.941	1991	Duke	Mike Krzyzewski	32-7	.821
1950	CCNY	Nat Holman	24-5	.828	1992	Duke	Mike Krzyzewski	34-2	.944
1951	Kentucky	Adolph Rupp	32-2	.941	1993	North Carolina	Dean Smith	34-4	.895
1952	Kansas	Phog Allen	28-3	.903	1994	Arkansas	Nolan Richardson	31-3	.912
1953	Indiana	Branch McCracken	23-3	.885	1995	UCLA	Jim Harrick	31-2	.939
1954	La Salle	Ken Loeffler	26-4	.867	1996	Kentucky	Rick Pitino	34-2	.944
1955	San Francisco	Phil Woolpert	28-1	.966	1997	Arizona	Lute Olson	25-9	.735
1956	San Francisco	Phil Woolpert	29-0	1.000	1998	Kentucky	Tubby Smith	35-4	.897
1957	North Carolina	Frank McGuire	32-0	1.000	1999	UConn	Jim Calhoun	34-2	.944
1958	Kentucky	Adolph Rupp	23-6	.793	2000	Michigan St.	Tom Izzo	32-7	.821
1959	California	Pete Newell	25-4	.862	2001	Duke	Mike Krzyzewski	35-4	.897
1960	Ohio St.	Fred Taylor	25-3	.893	2002	Maryland	Gary Williams	32-4	.889
1961	Cincinnati	Ed Jucker	27-3	.900	2003	Syracuse	Jim Boeheim	30-5	.857
1962	Cincinnati	Ed Jucker	29-2	.935	2004	UConn	Jim Calhoun	33-6	.846
1963	Loyola Chicago	George Ireland	29-2	.935	2005	North Carolina	Roy Williams	33-4	.892
1964	UCLA	John Wooden	30-0	1.000	2006	Florida	Billy Donovan	33-6	.846
1965	UCLA	John Wooden	28-2	.933	2007	Florida	Billy Donovan	35-5	.875
1966	UTEP	Don Haskins	28-1	.966	2008	Kansas	Bill Self	37-3	.925
1967	UCLA	John Wooden	30-0	1.000	2009	North Carolina	Roy Williams	34-4	.895
1968	UCLA	John Wooden	29-1	.967	2010	Duke	Mike Krzyzewski	35-5	.875
1969	UCLA	John Wooden	29-1	.967	2011	UConn	Jim Calhoun	32-9	.780
1970	UCLA	John Wooden	28-2	.933	2012	Kentucky	John Calipari	38-2	.950
1971	UCLA	John Wooden	29-1	.967	2013	*Louisville	Rick Pitino	35-5	.875
1972	UCLA	John Wooden	30-0	1.000	2014	UConn	Kevin Ollie	32-8	.800
1973	UCLA	John Wooden	30-0	1.000	2015	Duke	Mike Krzyzewski	35-4	.897
1974	NC State	Norm Sloan	30-1	.968	2016	Villanova	Jay Wright	35-5	.875
1975	UCLA	John Wooden	28-3	.903	2017	North Carolina	Roy Williams	33-7	.825
1976	Indiana	Bob Knight	32-0	1.000	2018	Villanova	Jay Wright	36-4	.900
1977	Marquette	Al McGuire	25-7	.781	2019	Virginia	Tony Bennett	35-3	.921
1978	Kentucky	Joe B. Hall	30-2	.938	^2020				
1979	Michigan St.	Jud Heathcote	26-6	.813	2021	Baylor	Scott Drew	28-2	.933
1980	Louisville	Denny Crum	33-3	.917	2022	Kansas	Bill Self	34-6	.850
					2023	UConn	Dan Hurley	31-8	.795
					2024	UConn	Dan Hurley	37-3	.925

*Appearance later vacated by the Committee on Infractions; ^2020 championship canceled due to COVID-19 pandemic

FINAL FOUR RECORDS

Note: Records adjusted for vacated games (*). The 2020 championship was canceled due to the COVID-19 pandemic but did not count against those with consecutive year streaks.

NCAA CHAMPIONSHIPS

- 10—John Wooden, UCLA, 1964-75
- 5—Mike Krzyzewski, Duke, 1991-2015
- 4—Adolph Rupp, Kentucky, 1948-58
- 3—Jim Calhoun, UConn, 1999-2011
- 3—Bob Knight, Indiana, 1976-87
- 3—Roy Williams, North Carolina, 2005-17
- 2—Denny Crum, Louisville, 1980-86
- 2—Billy Donovan, Florida, 2006-07
- 2—Henry Iba, Oklahoma St., 1945-46
- 2—Ed Jucker, Cincinnati, 1961-62
- 2—Branch McCracken, Indiana, 1940-53
- 2—Bobby Hurley, UConn, 2023-24
- 2—Bill Self, Kansas, 2008-22
- 2—Dean Smith, North Carolina, 1982-93
- 2—Phil Woolpert, San Francisco, 1955-56
- 2—Jay Wright, Villanova, 2016-18

FINAL FOUR APPEARANCES

- 13—Mike Krzyzewski, Duke, 1986-2022
- 12—John Wooden, UCLA, 1962-75
- 11—Dean Smith, North Carolina, 1967-97
- 9—Roy Williams, Kansas & North Carolina, 1990-2017
- 8—Tom Izzo, Michigan St., 1999-2019
- 6—Denny Crum, Louisville, 1972-86
- 6—Adolph Rupp, Kentucky, 1942-66
- 5—Jim Boeheim, Syracuse, 1987-2016
- 5—Bob Knight, Indiana, 1973-92
- 5—Guy Lewis, Houston, 1967-84
- 5—Lute Olson, Iowa & Arizona, 1980-2001
- 5—*Rick Pitino, Providence, Kentucky & Louisville, 1987-2005

CONSECUTIVE FINAL FOUR APPEARANCES

- 9—John Wooden, UCLA, 1967-75
- 5—Mike Krzyzewski, Duke, 1988-92
- 3—Ben Howland, UCLA, 2006-08
- 3—Tom Izzo, Michigan St., 1999-2001
- 3—Ed Jucker, Cincinnati, 1961-63



Purdue head coach, Matt Painter, draws up a play during the 2024 national championship game.

- 3—Guy Lewis, Houston, 1982-84
- 3—Harold Olsen, Ohio St., 1944-46
- 3—Dean Smith, North Carolina, 1967-69
- 3—Fred Taylor, Ohio St., 1960-62
- 3—Phil Woolpert, San Francisco, 1955-57

FINAL FOUR GAMES

- 24—John Wooden, UCLA, 1962-75
- 22—Mike Krzyzewski, Duke, 1988-2022
- 19—Dean Smith, North Carolina, 1967-97
- 15—Roy Williams, Kansas & North Carolina, 1991-2017
- 11—Adolph Rupp, Kentucky, 1942-66
- 10—Denny Crum, Louisville, 1972-86
- 10—Tom Izzo, Michigan St., 1999-2019
- 9—Bob Knight, Indiana, 1973-87
- 9—Guy Lewis, Houston, 1967-84
- 8—Jim Boeheim, Syracuse, 1987-2016
- 8—Jack Gardner, Kansas St. & Utah, 1948-66
- 8—Henry Iba, Oklahoma St., 1945-51
- 8—Lute Olson, Iowa & Arizona, 1980-2001
- 8—Fred Taylor, Ohio St., 1960-68

FINAL FOUR WINS

- 21—John Wooden, UCLA, 1962-75
- 14—Mike Krzyzewski, Duke, 1988-2015
- 9—Adolph Rupp, Kentucky, 1942-66
- 9—Roy Williams, Kansas & North Carolina, 1991-2017
- 8—Dean Smith, North Carolina, 1967-97
- 7—Bob Knight, Indiana, 1973-87
- 6—Jim Calhoun, UConn, 1999-2011
- 5—Denny Crum, Louisville, 1972-86
- 5—Billy Donovan, Florida, 2000-07
- 5—Henry Iba, Oklahoma St., 1945-51
- 5—Ed Jucker, Cincinnati, 1961-63
- 5—Bill Self, Kansas, 2008-22
- 5—Fred Taylor, Ohio St., 1960-68
- 5—Phil Woolpert, San Francisco, 1955-57

FINAL FOUR WINNING-PERCENTAGE (Min. four games)

- 1.000 (4-0)—Dan Hurley, UConn, 2023-24
- 1.000 (4-0)—Branch McCracken, Indiana, 1940-53
- .875 (21-3)—John Wooden, UCLA, 1962-75
- .857 (6-1)—Jim Calhoun, UConn, 1999-2011
- .833 (5-1)—Billy Donovan, Florida, 2000-07
- .833 (5-1)—Ed Jucker, Cincinnati, 1961-63
- .833 (5-1)—Bill Self, Kansas, 2008-22
- .833 (5-1)—Phil Woolpert, San Francisco, 1955-57
- .818 (9-2)—Adolph Rupp, Kentucky, 1942-66
- .778 (7-2)—Bob Knight, Indiana, 1973-92
- .750 (3-1)—Doggie Julian, Holy Cross, 1947-48
- .750 (3-1)—Ken Loeffler, La Salle, 1954-55
- .750 (3-1)—Al McGuire, Marquette, 1974-77
- .750 (3-1)—Frank McGuire, St. John's (NY) & North Carolina, 1952-57
- .750 (3-1)—Pete Newell, California, 1959-60

TOURNAMENT RECORDS

TOURNAMENT APPEARANCES

- 36—Mike Krzyzewski, Duke, 1984-2022
- 35—Jim Boeheim, Syracuse, 1977-2021
- 30—Roy Williams, Kansas & North Carolina, 1990-2021
- 28—Rick Barnes, Providence, Clemson, Texas & Tennessee, 1989-2024
- 28—Bob Knight, Indiana & Texas Tech, 1973-2007
- 27—*Lute Olson, Iowa & Arizona, 1979-2007
- 27—Dean Smith, North Carolina, 1967-97
- 26—Bob Huggins, Akron, Cincinnati & West Virginia, 1986-2023
- 26—Tom Izzo, Michigan St., 1998-2024
- 25—*Eddie Sutton, Creighton, Arkansas, Kentucky & Oklahoma St., 1974-2005
- 24—Mark Few, Gonzaga, 2000-2024
- 24—*Bill Self, Tulsa, Illinois & Kansas, 1999-2024
- 23—Denny Crum, Louisville, 1972-2000
- 22—*Jim Calhoun, Northeastern & UConn, 1981-2012
- 21—*John Calipari, Massachusetts, Memphis, Kentucky, 1992-2024
- 20—Lon Kruger, Kansas St., Florida, Illinois, UNLV & Oklahoma, 1987-2022
- 20—Adolph Rupp, Kentucky, 1942-72
- 20—John Thompson, Georgetown, 1975-97

CONSECUTIVE TOURNAMENT APPEARANCES

- 26—Tom Izzo, Michigan St., 1998-2024
- 24—Mark Few, Gonzaga, 2000-2024
- 24—Mike Krzyzewski, Duke, 1996-2019
- 23—Dean Smith, North Carolina, 1975-97
- 20—Roy Williams, Kansas & North Carolina, 1990-2009
- 18—#Bill Self, Tulsa, Illinois & Kansas, 1999-2017
- 17—Rick Barnes, Clemson & Texas, 1996-2012
- 15—Bob Knight, Indiana, 1986-2000
- 14—Bob Huggins, Cincinnati, 1992-2005
- 14—#Lute Olson, Arizona, 1985-98
- 14—Tubby Smith, Tulsa, Georgia & Kentucky, 1994-2007
- 14—John Thompson, Georgetown, 1979-92

#Lute Olson had an actual streak of 23 from 1985-2007 but Arizona's 1999 appearance was later vacated. Bill Self has an actual streak of 25 from 1999 to present but Kansas' 2018 appearance was later vacated by the IARP.

TOURNAMENT GAMES

- 132—Mike Krzyzewski, Duke, 1984-2022
106—Roy Williams, Kansas & North Carolina, 1990-2021
92—*Jim Boeheim, Syracuse, 1977-2021
92—Dean Smith, North Carolina, 1967-97
81—Tom Izzo, Michigan St., 1998-2024
75—*Bill Self, Tulsa, Illinois & Kansas, 1999-2024
73—*Lute Olson, Iowa & Arizona, 1979-2007
70—Bob Knight, Indiana & Texas Tech, 1973-2007
68—*Jim Calhoun, Northeastern & UConn, 1981-2012
68—*John Calipari, Massachusetts, Memphis, & Kentucky, 1992-2024
67—Mark Few, Gonzaga, 2000-2024
65—Denny Crum, Louisville, 1972-2000
62—*Eddie Sutton, Creighton, Arkansas, Kentucky & Oklahoma St., 1974-2005

TOURNAMENT WINS

- 101—Mike Krzyzewski, Duke, 1984-2022
79—Roy Williams, Kansas & North Carolina, 1990-2019
65—Dean Smith, North Carolina, 1967-97
58—*Jim Boeheim, Syracuse, 1977-2021
56—Tom Izzo, Michigan St., 1998-2024
53—*Bill Self, Tulsa, Illinois & Kansas, 1999-2024
49—*Jim Calhoun, Northeastern & UConn, 1981-2012
48—*John Calipari, Massachusetts, Memphis, & Kentucky, 1992-2023
47—John Wooden, UCLA, 1950-75
46—*Lute Olson, Iowa & Arizona, 1979-2007
45—Bob Knight, Indiana & Texas Tech, 1973-2007

TOURNAMENT WINNING PERCENTAGE

(Minimum 10 games)

- .917 (11-1)—Ed Jucker, Cincinnati, 1961-63
.900 (9-1)—Ken Loeffler, La Salle, 1954-55
.867 (13-2)—Phil Woolpert, San Francisco, 1955-58
.825 (47-10)—John Wooden, UCLA, 1950-75
.818 (9-2)—Branch McCracken, Indiana, 1940-58
.778 (14-4)—Dan Hurley, Rhode Island & UConn, 2017-24
.778 (14-4)—Fred Taylor, Ohio St., 1960-71
.769 (10-3)—Phog Allen, Kansas, 1940-53
.769 (10-3)—Pete Newell, California, 1957-60
.765 (101-31)—Mike Krzyzewski, Duke, 1984-2022

TOURNAMENT RECORDS - ACTIVE COACHES

MOST TOURNAMENT APPEARANCES

- 28—Rick Barnes, Providence, Clemson, Texas & Tennessee, 1989-2024
26—Tom Izzo, Michigan St., 1998-2024
24—Mark Few, Gonzaga, 2000-2024
24—*Bill Self, Tulsa, Illinois & Kansas, 1999-2024
21—*John Calipari, Massachusetts, Memphis, Kentucky, 1992-2024
19—*Rick Pitino, Boston U., Providence, Kentucky, Louisville & Iona, 1983-2023
19—Kelvin Sampson, Washington St., Oklahoma, Indiana & Houston, 1994-2024
17—Fran Dunphy, Penn, Temple, 1993-2019
16—Dana Altman, Kansas St., Creighton & Oregon, 1993-2024
16—Matt Painter, Southern Ill. & Purdue, 2004-24

MOST CONSECUTIVE TOURNAMENT APPEARANCES

- 26—Tom Izzo, Michigan St., 1998-2024
24—Mark Few, Gonzaga, 2000-24
18—#Bill Self, Tulsa, Illinois & Kansas, 1999-2017
17—Rick Barnes, Clemson & Texas, 1996-2012
12—Mick Cronin, Cincinnati & UCLA, 2011-23
9—Matt Painter, Purdue, 2015-24
9—Kelvin Sampson, Oklahoma, 1995-2003
8—Jamie Dixon, Pittsburgh, 2004-11
7—Thad Matta, Ohio St., 2009-15

#Bill Self has an actual streak of 25 from 1999 to present but Kansas' 2018 appearance was later vacated by the IARP.

CURRENT CONSECUTIVE TOURNAMENT APPEARANCES

- 26—Tom Izzo, Michigan St., 1998-2024
24—Mark Few, Gonzaga, 2000-24
9—Matt Painter, Purdue, 2015-24
6—Rick Barnes, Tennessee, 2018-24
6—Nate Oats, Buffalo & Alabama, 2018-24
6—Kelvin Sampson, Houston, 2018-24
5—Scott Drew, Baylor, 2019-24
5—Matt Langel, Colgate, 2019-24

TOURNAMENT GAMES

- 81—Tom Izzo, Michigan St., 1998-2024
75—*Bill Self, Tulsa, Illinois & Kansas, 1999-2024
68—*John Calipari, Massachusetts, Memphis & Kentucky, 1992-2024
67—Mark Few, Gonzaga, 2000-24
58—Rick Barnes, Providence, Clemson, Texas & Tennessee, 1989-2024
57—*Rick Pitino, Boston U., Providence, Kentucky, Louisville, Iona, 1983-2023
45—Kelvin Sampson, Washington St., Oklahoma, Indiana & Houston, 1994-2024
38—Matt Painter, Southern Ill. & Purdue, 2004-24
37—Thad Matta, Butler, Xavier & Ohio St., 2001-15
34—Dana Altman, Kansas St., Creighton & Oregon, 1993-24

TOURNAMENT WINS

- 56—Tom Izzo, Michigan St., 1998-2024
53—*Bill Self, Tulsa, Illinois & Kansas, 1999-2024
48—*John Calipari, Massachusetts, Memphis & Kentucky, 1992-2023
43—Mark Few, Gonzaga, 2000-24
39—*Rick Pitino, Boston U., Providence, Kentucky, Louisville, 1983-2017
30—Rick Barnes, Clemson, Texas & Tennessee, 1997-2024
26—Kelvin Sampson, Oklahoma, Indiana & Houston, 1999-2024
24—Thad Matta, Butler, Xavier & Ohio St., 2001-15
22—Matt Painter, Purdue, 2007-24
20—Scott Drew, Baylor, 2010-24
19—*Sean Miller, Xavier & Arizona, 2007-23

HIGHEST TOURNAMENT WINNING PERCENTAGE (Minimum 10 games)

- .778 (14-4)—Dan Hurley, Rhode Island & UConn, 2017-24
.707 (53-22)—*Bill Self, Tulsa, Illinois & Kansas, 1999-2024
.706 (48-20)—*John Calipari, Massachusetts, Memphis & Kentucky, 1992-2024
.691 (56-25)—Tom Izzo, Michigan St., 1998-2024
.684 (39-18)—*Rick Pitino, Boston U., Providence, Kentucky, Louisville, Iona, 1983-2023
.667 (10-5)—Chris Beard, Little Rock, Texas Tech & Texas, 2016-22
.667 (10-5)—Frank Martin, Kansas St. & South Carolina, 2008-2017
.655 (19-10)—*Sean Miller, Xavier & Arizona, 2006-23
.645 (20-11)—Scott Drew, Baylor, 2008-24

HEAD COACHES WITH ACCOMPLISHED RECORDS

WON THE NCAA CHAMPIONSHIP AT THEIR ALMA MATER

Coach	Alma Mater, Year Graduated	Title Year(s)
Phog Allen	Kansas 1906	1952
Jim Boeheim	Syracuse 1966	2003
Bud Foster	Wisconsin 1930	1941
Joe B. Hall	Kentucky, 1955	1978
Howard Hobson	Oregon 1926	1939
Ed Jucker	Cincinnati 1940	1961 & 1962
Branch McCracken	Indiana 1930	1940 & 1953
Kevin Ollie	UConn 1995	2014
Vadal Peterson	Utah 1920	1944
Norm Sloan	NC State 1951	1974
Fred Taylor	Ohio St. 1950	1960
Gary Williams	Maryland 1967	2002
Roy Williams	North Carolina 1972	2005, 2009 & 2017

WON THE NCAA CHAMPIONSHIP IN THEIR FIRST YEAR AS A COACH

Coach	Team	Year
Steve Fisher	Michigan	1989

WON THE NCAA CHAMPIONSHIP THEIR FIRST YEAR AT A SCHOOL

Coach	Team	Year
Steve Fisher	Michigan	1989
Ed Jucker	Cincinnati	1961
Tubby Smith	Kentucky	1998

TOOK THEIR TEAM TO THE FINAL FOUR IN FIRST SEASON AS A COACH

Coach	Team	Year
Larry Brown	UCLA	1980
Denny Crum	Louisville	1972
Hubert Davis	North Carolina	2022
Bruce Drake	Oklahoma	1939
Steve Fisher	Michigan	1989
Bully Gilstrap	Texas	1943
Bill Guthridge	North Carolina	1998
Bill Hodges	Indiana St.	1979
Ray Meyer	DePaul	1943
Gary Thompson	Wichita St.	1965

TOOK THEIR TEAM TO THE FINAL FOUR IN FIRST SEASON AT THAT SCHOOL

Coach	Team	Year
Gene Bartow	UCLA	1976
Earl Brown	Dartmouth	1944
Larry Brown	UCLA	1980
Denny Crum	Louisville	1972
Hubert Davis	North Carolina	2022
Bruce Drake	Oklahoma	1939
Steve Fisher	Michigan	1989
Bully Gilstrap	Texas	1943
Bill Guthridge	North Carolina	1998
Dick Harp	Kansas	1957

Coach	Team	Year
Bill Hodges	Indiana St.	1979
Ed Jucker	Cincinnati	1961
Ray Meyer	DePaul	1943
Tubby Smith	Kentucky	1998
Gary Thompson	Wichita St.	1965

WON THE NCAA CHAMPIONSHIP AT TWO DIFFERENT SCHOOLS

Coach	School (Year)	School (Year)
†Rick Pitino	Kentucky (1996)	*Louisville (2013)

**Appearance later vacated by Committee on Infractions*

THREE DIFFERENT SCHOOLS TAKEN TO THE FINAL FOUR

Coach	First School	Second School	Third School
†Rick Pitino	Providence	Kentucky	*Louisville
†John Calipari	*Massachusetts	*Memphis	Kentucky

**Appearance later vacated by Committee on Infractions*

TWO DIFFERENT SCHOOLS TAKEN TO THE FINAL FOUR

Coach	First School	Second School
Forddy Anderson	Bradley	Michigan St.
Gene Bartow	Memphis	UCLA
Larry Brown	UCLA	Kansas
Hugh Durham	Florida St.	Georgia
Jack Gardner	Kansas St.	Utah
Lou Henson	New Mexico St.	Illinois
Bob Huggins	Cincinnati	West Virginia
Lon Kruger	Florida	Oklahoma
†Jim Larranaga	George Mason	Miami (FL)
Frank McGuire	St. John's (NY)	North Carolina
Lute Olson	Iowa	Arizona
Lee Rose	Charlotte	Purdue
†Kelvin Sampson	Oklahoma	Houston
Eddie Sutton	Arkansas	Oklahoma St.
Roy Williams	Kansas	North Carolina

FIVE DIFFERENT SCHOOLS TAKEN TO THE TOURNAMENT

Coach	1st, 2d, 3d, 4th & 5th School
†Steve Alford	Missouri St., Iowa, New Mexico, UCLA, Nevada
Lon Kruger	Kansas St., Florida, Illinois, UNLV, Oklahoma
†Rick Pitino	Boston U., Providence, Kentucky, Louisville, Iona
Tubby Smith	Tulsa, Georgia, Kentucky, Minnesota, Texas Tech

FOUR DIFFERENT SCHOOLS TAKEN TO THE TOURNAMENT

Coach	1st School	2d School	3d School	4th School
†Rick Barnes	Providence	Clemson	Texas	Tennessee
John Beilein	Canisius	Richmond	West Virginia	Michigan
Lefty Driesell	Davidson	Maryland	James Madison	Georgia St.
†Cliff Ellis	South Ala.	Clemson	Auburn	Coastal Carolina
Larry Eustachy	Utah St.	Iowa St.	Southern Miss.	Colorado St.

Coach	1st School	2d School	3d School	4th School
Jim Harrick	Pepperdine	UCLA	Rhode Island	Georgia
Ben Howland	Northern Ariz.	Pittsburgh	UCLA	Mississippi St.
†Fran McCaffery	Lehigh	UNCG	Siena	Iowa
Tom Penders	Rhode Island	Texas	George Washington	Houston
†Kelvin Sampson	Washington St.	Oklahoma	Indiana	Houston
Eddie Sutton	Creighton	Arkansas	Kentucky	Oklahoma St

THREE DIFFERENT SCHOOLS TAKEN TO THE TOURNAMENT

Coach	First School	Second School	Third School
†Dana Altman	Kansas St.	Creighton	Oregon
Mike Anderson	UAB	Missouri	Arkansas
Gene Bartow	Memphis	UCLA	UAB
†Chris Beard	Little Rock	Texas Tech	Texas
Dave Bliss	Oklahoma	SMU	New Mexico
Larry Brown	UCLA	Kansas	SMU
†Brad Brownell	UNCW	Wright St.	Clemson
†John Calipari	Massachusetts	Memphis	Kentucky
†Jeff Capel III	VCU	Oklahoma	Pittsburgh
†Mick Cronin	Murray St.	Cincinnati	UCLA
Kermit Davis Jr.	Idaho	Middle Tenn.	Ole Miss
Mike Davis	Indiana	UAB	Texas Southern
Mike Deane	Siena	Marquette	Lamar University
Don DeVoe	Virginia Tech	Tennessee	Navy
†Bryce Drew	Valparaiso	Vanderbilt	Grand Canyon
Tim Floyd	New Orleans	Iowa St.	Southern California
Travis Ford	Eastern Ky.	Oklahoma St.	Saint Louis
Eddie Fogler	Wichita St.	Vanderbilt	South Carolina
Pete Gillen	Xavier	Providence	Virginia
Mark Gottfried	Murray St.	Alabama	NC State
†Anthony Grant	VCU	Alabama	Dayton
†John Groce	Ohio	Illinois	Akron
Frank Haith	Miami (FL)	Missouri	Tulsa
Stan Heath	Kent St.	Arkansas	South Fla.
Eddie Hickey	Creighton	Saint Louis	Marquette
Bob Huggins	Akron	Cincinnati	West Virginia
Mike Jarvis	Boston U.	George Washington	St. John's (NY)
Trent Johnson	Nevada	Stanford	LSU
Jeff Jones	Virginia	American	Old Dominion
Billy Kennedy	Southeastern La.	Murray St.	Texas A&M
Pat Kennedy	Iona	Florida St.	DePaul
Rick Majerus	Ball St.	Utah	Saint Louis
Cuonzo Martin	Tennessee	California	Missouri
†Thad Matta	Butler	Xavier	Ohio St.
Frank McGuire	St. John's (NY)	North Carolina	South Carolina
Eldon Miller	Western Mich.	Ohio St.	UNI
Ralph Miller	Wichita St.	Iowa	Oregon St.
†Dan Monson	Gonzaga	Minnesota	Long Beach St.
Stan Morrison	Pacific (CA)	Southern California	San Jose St.
Kevin O'Neill	Marquette	*Arizona	Southern California
†Bruce Pearl	Milwaukee	Tennessee	Auburn
Skip Prosser	Loyola Maryland	Xavier	Wake Forest
Oliver Purnell	Old Dominion	Dayton	Clemson
George Raveling	Washington St.	Iowa	Southern California
†Kelvin Sampson	Washington St.	Oklahoma	Indiana
†Bill Self	Tulsa	Illinois	Kansas
Herb Sendek	Miami (OH)	NC State	Arizona St.
†Shaka Smart	VCU	Texas	Marquette
Jerry Tarkanian	Long Beach St.	UNLV	Fresno St.
Billy Tubbs	Lamar University	Oklahoma	TCU
Mark Turgeon	Wichita St.	Texas A&M	Maryland
†Brad Underwood	SFA	Oklahoma St.	Illinois
†Will Wade	VCU	LSU	McNeese
Bruce Weber	Southern Ill.	Illinois	Kansas St.
Bob Weltlich	Ole Miss	FIU	South Ala.
†Buzz Williams	Marquette	Virginia Tech	Texas A&M

Coach	First School	Second School	Third School
Gary Williams	Boston College	Ohio St.	Maryland
Joe Williams	Jacksonville	Furman	Florida St.

*Appearance later vacated by Committee on Infractions

TWO DIFFERENT SCHOOLS TAKEN TO THE TOURNAMENT

Coach	First School	Second School
Cy Alexander	South Carolina St.	N.C. A&T
†Tommy Amaker	Seton Hall	Harvard
Ladell Andersen	Utah St.	BYU
Forddy Anderson	Bradley	Michigan St.
Tevester Anderson	Murray St.	Jackson St.
Murray Arnold	Chattanooga	Western Ky.
Ronnie Arrow	South Ala.	A&M-Corpus Chris
Tom Asbury	Pepperdine	Kansas St.
†Rod Barnes	Ole Miss	CSU Bakersfield
J.D. Barnett	VCU	Tulsa
Jim Baron	Saint Francis (PA)	St. Bonaventure
Murry Bartow	UAB	ETSU
Steve Belko	Idaho St.	Oregon
Bob Bender	Illinois St.	Washington
Dick Bennett	Green Bay	Wisconsin
Tony Bennett	Washington St.	Virginia
Bob Boyd	Seattle U.	Southern California
Todd Bozeman	California	Morgan St.
Harold Bradley	Duke	Texas
Buster Brannon	Rice	TCU
Ben Braun	Eastern Wash.	California
Mike Brey	Delaware	Notre Dame
Larry Brown	UCLA	Kansas
Jim Calhoun	Northeastern	UConn
Lou Campanelli	James Madison	California
Jeff Capel	N.C. A&T	Old Dominion
Bill Carmody	Princeton	Holy Cross
Ben Carnevale	North Carolina	Navy
Gale Catlett	Cincinnati	West Virginia
Perry Clark	Tulane	Miami (FL)
Charlie Coles	Central Mich.	Miami (OH)
Ozzie Cowles	Dartmouth	Michigan
Tom Crean	Marquette	Indiana
Bobby Cremins	App State	Georgia Tech
Jim Crews	Evansville	Saint Louis
Keith Dambrot	Akron	Duquesne
Tom Davis	Boston College	Iowa
†Johnny Dawkins	Stanford	UCF
†Ed DeChellis	ETSU	Penn St.
Benny Dees	New Orleans	Wyoming
†Jamie Dixon	Pittsburgh	TCU
Bob Donewald	Illinois St.	Western Mich.
†Fran Dunphy	Penn	Temple
Hugh Durham	Florida St.	Georgia
Bob Dye	Cal St. Fullerton	Boise St.
Tippy Dye	Ohio St.	Washington
†Andy Enfield	FGCU	Southern California
Paul Evans	Navy	Pittsburgh
Rob Evans	Ole Miss	Arizona St.
Dennis Felton	Western Ky.	Georgia
Steve Fisher	Michigan	San Diego St.
Bill C. Foster	Clemson	Virginia Tech
Pat Foster	Lamar University	Houston
Mark Fox	Nevada	Georgia
Fran Fraschilla	Manhattan	St. John's (NY)
Bill Frieder	Michigan	Arizona St.
Matt Furjanic	Robert Morris	Marist
Smokey Gaines	Detroit Mercy	San Diego St.
Jack Gardner	Kansas St.	Utah

Coach	First School	Second School	Coach	First School	Second School
†Dennis Gates	Cleveland St.	Missouri	†Ryan Odom	UMBC	Utah St.
Ray Giacoletti	Eastern Wash.	Utah	Johnny Oldham	Tennessee Tech	Western Ky.
†Billy Gillispie	UTEP	Kentucky	Lute Olson	Iowa	Arizona
†Todd Golden	San Francisco	Florida	Johnny Orr	Michigan	Iowa St.
Boyd Grant	Fresno St.	Colorado St.	†T.J. Otzelberger	South Dakota St.	Iowa St.
Jerry Green	Oregon	Tennessee	†Matt Painter	Southern Ill.	Purdue
Seth Greenberg	Long Beach St.	Virginia Tech	†Lamont Paris	Chattanooga	South Carolina
†Leonard Hamilton	Miami (FL)	Florida St.	Bobby Paschal	Louisiana	South Fla.
Jim Harding	Loyola (LA)	La Salle	Randy Peele	UNCG	Winthrop
Clem Haskins	Western Ky.	Minnesota	John Pelphrey	South Ala.	Arkansas
Jud Heathcote	Montana	Michigan St.	Digger Phelps	Fordham	Notre Dame
Lou Henson	New Mexico St.	Illinois	Jerry Pimm	Utah	UC Santa Barbara
Paul Hewitt	Siena	Georgia Tech	†Richard Pitino	Minnesota	New Mexico
Howard Hobson	Oregon	Yale	Tic Price	New Orleans	McNeese
†Fred Hoiberg	Iowa St.	Nebraska	†Steve Prohm	Murray St.	Iowa St.
Terry Holland	Davidson	Virginia	Nolan Richardson	Tulsa	Arkansas
†Darrin Horn	Western Ky.	Northern Ky.	Les Robinson	ETSU	NC State
†Ron Hunter	IUPUI	Georgia St.	Steve Robinson	Tulsa	Florida St.
†Bobby Hurley	Buffalo	Arizona St.	†Lorenzo Romar	Saint Louis	Washington
†Dan Hurley	Rhode Island	UConn	Lee Rose	Charlotte	Purdue
Gene Iba	Houston Baptist	Baylor	Lou Rossini	Columbia	NYU
Johnny Jones	North Texas	LSU	Andy Russo	Louisiana Tech	Washington
Doggie Julian	Holy Cross	Dartmouth	Fred Schaus	West Virginia	Purdue
Gene Keady	Western Ky.	Purdue	Tom Schneider	Lehigh	Penn
†Kevin Keatts	UNCW	NC State	Al Skinner	Rhode Island	Boston College
Derek Kellogg	Massachusetts	LIU	Norm Sloan	NC State	Florida
†Pat Kelsey	Winthrop	Col. of Charleston	Sonny Smith	Auburn	VCU
†Andy Kennedy	Ole Miss	UAB	Rob Spivery	Alabama St.	Southern U.
Ernie Kent	Saint Mary's (CA)	Oregon	Charlie Spoonhour	Missouri St.	Saint Louis
Jim Killingsworth	Idaho St.	TCU	†Danny Sprinkle	Montana St.	Utah St.
George King	West Virginia	Purdue	Bill Strannigan	Colorado St.	Wyoming
Bob Knight	Indiana	Texas Tech	Carl Tacy	Marshall	Wake Forest
Jack Kraft	Villanova	Rhode Island	Blaine Taylor	Montana	Old Dominion
Larry Krystkowiak	Montana	Utah	†Rodney Terry	Fresno St.	Texas
Eugene Lambert	Arkansas	Memphis	John Thompson III	Princeton	Georgetown
†Rob Lanier	Siena	Georgia St.	†Wayne Tinkle	Montana	Oregon St.
†Jim Larranaga	George Mason	Miami (FL)	Jim Valvano	Iona	NC State
Steve Lavin	UCLA	St. John's (NY)	Jan van Breda Kolff	Vanderbilt	Pepperdine
Dale Layer	Colorado St.	Liberty	Bob Vanatta	Bradley	Memphis
Dave Leitao	DePaul	Virginia	Jerry Wainwright	UNCW	Richmond
Abe Lemons	Oklahoma City	Texas	Gary Waters	Kent St.	Cleveland St.
†Jim Les	Bradley	UC Davis	Tim Welsh	Iona	Providence
Tates Locke	Miami (OH)	Jacksonville	Bob Wenzel	Jacksonville	Rutgers
†Steve Lutz	A&M-Corpus Christi	Western Ky.	Paul Westhead	La Salle	Loyola Marymount
†Chris Mack	Xavier	Louisville	†Kevin Willard	Seton Hall	Maryland
Danny Manning	Tulsa	Wake Forest	Ralph Willard	Western Ky.	Holy Cross
†Bob Marlin	Sam Houston St.	Louisiana	Roy Williams	Kansas	North Carolina
Gregg Marshall	Winthrop	Wichita St.	Jay Wright	Hofstra	Villanova
†Frank Martin	Kansas St.	South Carolina	Tom Young	Rutgers	Old Dominion
Jim McCafferty	Loyola (LA)	Xavier	Matt Zunic	Boston U.	Massachusetts
Ray McCallum	Ball St.	Detroit Mercy			
Neil McCarthy	Weber St.	New Mexico St.	<i>†active</i>		
†Grant McCasland	North Texas	Texas Tech			
†Greg McDermott	UNI	Creighton			
†Ritchie McKay	New Mexico	Liberty			
†Tim Miles	Colorado St.	Nebraska			
Sean Miller	Xavier	Arizona			
Jim Molinari	Northern Ill.	Bradley			
Mike Montgomery	Stanford	California			
Stew Morrill	Montana	Utah St.			
Bill Musselman	Minnesota	South Ala.			
†Eric Musselman	Nevada	Arkansas			
Danny Nee	Ohio	Nebraska			
C.M. Newton	Alabama	Vanderbilt			
Jim O'Brien	Boston College	Ohio St.			
†Nate Oats	Buffalo	Alabama			
Dave Odom	Wake Forest	South Carolina			

COACHES WHO HAVE PLAYED AND COACHED IN THE FINAL FOUR

	Player	Coach
Vic Bubas	NC State: 1950-3d	Duke: 1963-3d, 64-2d, 66-3d
Hubert Davis	North Carolina: 1991-T3d	North Carolina: 2022-2d
Billy Donovan	Providence: 1987-3d	Florida: 2000-2d, 06-CH, 07-CH
Dick Harp	Kansas: 1940-2d	Kansas: 1957-2d
Bob Knight	Ohio St.: 1960-CH, 61-2d, 62-2d	Indiana: 1973-3d, 76-CH, 81-CH, 87-CH, 92-T3d
Bones McKinney	North Carolina: 1946-2d	Wake Forest: 1962-3d
Dean Smith	Kansas: 1952-CH, 53-2d	North Carolina: 1967-4th, 68-2d, 69-4th, 72-3d, 77-2d, 81-2d, 82-CH, 91-T3d, 93-CH, 95-T3d, 97-T3d

COACHES' TOURNAMENT STATISTICS AS A PLAYER

Coach	Team-Years	G	FG-A	3FG-A	FT-A	RB	Pts.	W-L+	Finish
Stan Albeck	Bradley 1955	3	13		15		41	2-1	1955-RR
Steve Alford	Indiana 1984, 86-87	10	67-133	21-34	58-64	26	213	8-2	1984-RR, 87-CH
Tommy Amaker	Duke 1984-87	12	42-95	6-8	33-43	29	123	8-4	1986-2d
Mike Anderson	Tulsa 1982	1	4-7		3-3	0	11	0-1	
Tom Apke	Creighton 1964	3	0-6		0-1	9	0	1-2	
Frank Arnold	Idaho St. 1955	1	0		0	0	0	0-1	
Tom Asbury	Wyoming 1967	2	11-28		4-7	16	26	0-2	
Randy Ayers	Miami (OH) 1978	2	16-24		6-7	18	38	1-1	
Tony Barbee	Massachusetts 1992-93	5	20-56	5-22	12-14	26	57	3-2	
Tony Barone	Duke 1966	2	1-2		0-0	1	2	1-1	1966-3d
Murry Bartow	UAB 1984-85	3	0-2		0	2	0	1-2	
Butch Beard	Louisville 1967-68	4	31-68		11-20	27	73	1-3	
Dan Belluomini	San Francisco 1964	1	0-0		0-0	1	0	0-1	
Bob Bender	Indiana 1976, Duke 78, 80	10	9-22		17-24	12	35	8-2	1976-CH, 78-2d, 80-RR
Tony Bennett	Green Bay 1991	1	3-12	3-7	0-0	2	9	0-1	
Henry Bibby	UCLA 1970-72	12	70-154		42-47	53	182	12-0	1970-CH, 71-CH, 72-CH
Eddie Biedenbach	NC State 1965	2	6-14		4-8	5	16	1-1	
Bill Blair	VMI 1964	1	6-20		8-12	4	20	0-1	
Kenneth Blakeney	Duke 1992-94	5	2-5	0-1	-1	3	4	12-2	1992-CH, 94-2d
Jeff Boals	Ohio 1994	1	3-10	0-1	1-1	6	7	0-1	
Jim Boeheim	Syracuse 1966	2	13-19		3-4	4	29	1-1	1966-RR
Jim Boyle	Saint Joseph's 1962-63	5	26-60		16-19	35	68	2-3	1963-RR
Tad Boyle	Kansas 1984-85	4	0-1		3-4	1	3	2-2	
Mike Boynton	South Carolina 2004	1	0-2	0-2	0-0	4	0	0-1	
Jim Brovelli	San Francisco 1963-64	4	16-30		7-8	9	39	2-2	1964-RR
Isaac Brown	ULM 1993	1	5-8	3-5	1-1	1	14	0-1	
Milan Brown	Howard 1992	1	4-8	1-3	0-0	1	9	0-1	
Vic Bubas	NC State 1950	3	4-12		6-8		14	2-1	1950-3d
Morris Buckwalter	Utah 1955-56	4	8		19		35	2-2	1956-RR
Mitch Buonaguro	Boston College 1975	1	2-2		0-1	1	4	0-1	
Jeff Capel III	Duke 1994, 96-97	9	49-103	19-38	19-27	35	136	7-2	1994-2d
P.J. Carlesimo	Fordham 1971	3	0-0		0-0	0	0	2-1	
Gale Catlett	West Virginia 1962-63	4	11-29		4-5	11	26	2-2	
Chris Collins	Duke 1993-94, 96	9	25-63	16-40	10-15	15	76	6-3	1994-2d
Jimmy Collins	New Mexico St. 1968-70	11	91-199		37-51	42	219	7-4	1970-3d
Bus Connor	Idaho St. 1953-55	5	15		20		50	2-3	
Donald Copeland	Seton Hall 2004, 06	3	5-16	4-12	7-8	2	21	1-2	
Bob Cousy	Holy Cross 1947-48	6	17		12		46	5-1	1947-CH, 48-3d
Jim Crews	Indiana 1973, 75-76	8	13-30		4-6	15	30	7-1	1973-3d, 75-RR, 76-CH
Gary Cunningham	UCLA 1962	4	26-58		17-19	38	69	2-2	1962-4th
Dan Dakich	Indiana 1982-84	6	9-12		5-8	10	23	4-3	1984-RR
Howie Dallmar	Stanford 1942	3	11		4-6		26	3-0	1942-CH
Linc Damer	Purdue 1991, 93-94	6	5-12	4-8	0-0	9	14	3-3	1994-RR
Hubert Davis	North Carolina 1989-92	12	54-125	16-43	39-43	37	163	10-4	1991-T3d
Mike Davis	Alabama 1982-83	3	10-28		2-5	3	22	1-2	
Travis DeCuire	Montana 1992	1	2-5	2-4	0-0	1	6	0-1	
Jamie Dixon	TCU 1987	2	4-13	2-3	11-12	5	21	1-1	
Matt Doherty	North Carolina 1981-84	15	43-90		49-62	49	135	12-3	1981-2d, 82-CH, 83-RR
Don Donoher	Dayton 1952	2	2		1		5	1-1	
Billy Donovan	Providence 1987	5	32-58	14-22	36-43	15	114	4-1	1987-T3d

Coach	Team-Years	G	FG-A	3FG-A	FT-A	RB	Pts.	W-L+	Finish
Bryce Drew	Valparaiso 1996-98	5	34-78	21-50	19-25	16	108	2-3	
Fran Dunphy	La Salle 1968	1	1-2		0-2	2	2	0-1	
Jarrett Durham	Duquesne 1969, 71	4	29-49		16-21	22	74	2-2	
Hank Egan	Navy 1959-60	3	4-9		2-4	3	10	1-2	
John Egli	Penn St. 1942	2	6		4-6		16	1-1	
Brian Ellerbe	Rutgers 1983	2	4-8		3-4	4	11	1-1	
Lefty Ervin	La Salle 1968	1	1-2		0-0	0	2	0-1	
Craig Esherick	Georgetown 1975-76	2	0-2		0-0	0	0	0-2	
Rob Evans	New Mexico St. 1967-68	4	16-39		13-18	16	45	2-2	1968-RR
Patrick Ewing	Georgetown 1982-85	18	104-178		48-69	144	256	15-3	1982-2d, 84-CH, 85-2d
Larry Farmer	UCLA 1971-73	11	36-84		11-20	43	83	11-0	1971-CH, 72-CH, 73-CH
Larry Finch	Memphis 1973	4	34-64		39-44	10	107	3-1	1973-2d
James Flint	Saint Joseph's 1986	2	1-4		0-0	1	2	1-1	
Eddie Fogler	North Carolina 1968-69	8	15-41		7-11	9	37	5-3	1968-2d, 69-4th
Travis Ford	Kentucky 1992-94	11	26-57	17-42	20-22	21	89	8-3	1992-RR, 93-T3d
Dennis Gates	California 2001-02	3	5-13	2-8	3-3	2	15	1-2	
Dave Gavitt	Dartmouth 1958-59	4	5-19		1-2	12	11	2-2	1958-RR
Todd Golden	Saint Mary's (CA) 2008	1	2-4	2-4	2-4	2	8	0-1	
Mark Gottfried	Alabama 1985-87	9	28-57	10-18	8-10	15	74	6-3	
Anthony Grant	Dayton 1984-85	2	1-5		0-0	8	2	3-2	1984-RR
Sidney Green	UNLV 1983	1	9-16		9-9	10	27	0-1	
Elmer Gross	Penn St. 1942	2	3		7-9		13	1-1	
Bill Guthridge	Kansas St. 1959	2	3-7		1-2	3	7	1-1	1959-RR
Jared Haase	California 1993; Kansas 95-97	13	32-89	19-57	28-37	42	110	9-4	1996-RR
Penny Hardaway	Memphis 1992-93	5	30-73	14-35	14-26	27	88	3-2	1992-RR
Dick Harp	Kansas 1940	3	11		5-8		27	2-1	1940-2d
Clem Haskins	Western Ky. 1966-67	4	26-65		16-23	45	68	2-2	
Don Haskins	Oklahoma St. 1953	1	0		0		0	1-1	1953-RR
Walt Hazzard	UCLA 1962-64	10	57-123		48-61	57	162	6-4	1962-4th, 64-CH
Darrell Hedric	Miami (OH) 1953, 55	2	2		0		4	0-2	
Mitch Henderson	Princeton 1996-98	5	24-47	6-15	5-8	11	59	2-3	
Fred Hoiberg	Iowa St. 1992-93, 95	5	21-50	5-23	10-14	32	57	2-3	
Brad Holland	UCLA 1976-79	8	37-78		18-21	9	92	4-4	
Shaheen Holloway	Seton Hall 2000	2	12-19	3-3	2-2	5	29	2-1	
Mike Hopkins	Syracuse 1990-92	4	5-8	0-3	3-3	5	13	2-2	
Darrin Horn	Western Ky. 1993-95	6	24-56	5-11	13-17	26	66	3-3	
Juwan Howard	Michigan 1992-94	16	109-205	1-3	61-85	126	280	13-3	1992-2d*, 93-2d*, 94-RR
Ben Howland	Weber St. 1978-79	3	12-23		8-10	5	22	2-2	
Larry Hunter	Ohio 1970	1	1-3		0-0	3	2	0-1	
Ron Hunter	Miami (OH) 1984-86	3	10-18		1-2	6	21	0-3	
Bobby Hurley	Duke 1990-93	20	69-161	42-96	62-76	48	239	18-2	1990-2d, 91-CH, 92-CH
Dan Hurley	Seton Hall 1992-93	5	6-17	5-9	5-6	8	22	3-2	
Martin Inglesby	Notre Dame 2001	2	5-9	1-4	4-5	10	15	1-1	
George Ivory	Mississippi Val. 1986	1	4-10		6-8	1	14	0-1	
Tim Jankovich	Kansas St. 1980-82	8	17-37		15-21	7	47	6-2	1981-RR
Avery Johnson	Southern U. 1987-88	2	2-14	1-4	2-2	5	7	0-2	
Sydney Johnson	Princeton 1996-97	3	8-22	3-15	0-1	10	17	1-2	
Jeff Jones	Virginia 1981-82	7	27-46		15-19	16	69	5-2	1981-3d
Johnny Jones	LSU 1981, 84	6	6-23		1-4	7	13	3-3	1981-4th
LaVall Jordan	Butler 1998, 2000-01	4	17-37	7-19	1-3	15	42	1-3	
Pat Kelsey	Xavier 1997-98	1	0-0	0-0	0-0	0	0	0-1	
Andy Kennedy	UAB 1990	1	2-9	1-5	4-4	8	9	0-1	
Bob Knight	Ohio St. 1960-62	11	14-36		2-3	14	30	9-2	1960-CH, 61-2d, 62-2d
Pat Knight	Indiana 1993-95	7	2-4	0-1	0-0	2	4	5-3	1993-RR
Don Knodel	Miami (OH) 1953	1	4		1		9	0-1	
Brad Korn	Southern Ill. 2002-04	5	8-18	4-9	5-9	10	25	2-3	
Lon Kruger	Kansas St. 1972-73	4	19-40		18-22	21	56	2-2	
Matt Langel	Penn 1999-00	2	10-22	7-17	0-0	3	27	0-2	
Shantay Legans	California 2001-02	3	13-27	6-15	8-8	5	40	1-2	
Dave Leitao	Northeastern 1981-82	4	9-21		4-8	23	22	2-2	
Jim Les	Bradley 1986	2	10-19		17-21	9	37	1-1	
Craig Littlepage	Penn 1971-73	9	10-24		12-21	26	32	5-4	1971-RR, 72-RR
Chris Lowery	Southern Ill. 1993, 95	2	7-15	2-5	11-13	4	27	0-2	

Coach	Team-Years	G	FG-A	3FG-A	FT-A	RB	Pts.	W-L+	Finish
Jim Lynam	Saint Joseph's 1962-63	5	25-44		13-20	13	63	2-3	1963-RR
Fran McCaffery	Penn 1982	1	1-4		0-1	0	2	0-1	
Ray McCallum	Ball St. 1981	1	13-19		0-0	2	26	0-1	
Al McGuire	St. John's (NY) 1951	3	6-15		9-17	12	21	2-1	1951-RR
Bones McKinney	North Carolina 1946	3	10		5-10		25	2-1	1946-2d
Matt McMahon	App State 2000	1	1-6	1-5	0-0	1	3	0-1	
Chris Mack	Evansville 1989, Xavier 1993	4	0-2	0-1	0-0	0	0	2-2	
Danny Manning	Kansas 1985-88	16	140-257	2-6	46-66	117	328	13-3	1988-CH
Steve Masiello	Kentucky 1997-99	7	0-4	0-1	0-0	3	0	6-1	
Joe Mihalich	La Salle 1978	1	0-0		0-0		0	0-1	
Ralph Miller	Kansas 1940, 42	5	11		12-23		34	3-2	1940-2d
Sean Miller	Pittsburgh 1988-89, 91	5	10-36	8-24	9-9	10	37	2-3	
Wes Miller	North Carolina 2005-07	9	6-20	6-20	1-2	7	19	10-2	2005-CH, 07-RR
Chris Mooney	Princeton 1991-92	2	4-12	3-5	0-0	2	11	0-2	
Stan Morrison	California 1960	3	2		1		5	2-1	1960-2d
Porter Moser	Creighton 1989	1	2-4	1-1	1-1	0	6	0-1	
Joe Mullaney	Holy Cross 1947-48	6	14		4		32	5-1	1947-CH, 48-3d
Chris Mullin	St. John's (NY) 1982-85	10	73-143		61-74	43	207	6-4	1985-T3d
Jeff Mullins	Duke 1963-64	8	84-156		32-40	63	200	6-2	1963-3d, 64-2d
Frank Mulzoff	St. John's (NY) 1951	3	2-15		2-2	9	6	2-1	1951-RR
Eric Musselman	San Diego 1987	1	1-2	1-2	0-0	0	3	0-1	
Jeff Neubauer	La Salle 1992	1	1-2	1-2	0-0	0	3	0-1	
C.M. Newton	Kentucky 1951	2	0-0		0-0	0	0	2-0	1951-CH
Jim O'Brien	Saint Joseph's 1973-74	2	4-15		2-3	3	10	0-2	
Fran O'Hanlon	Villanova 1969-70	4	23-56		12-16	21	58	2-2	1970-RR
Kevin Ollie	UConn 1992, 94-95	9	14-41	1-6	18-20	23	47	6-3	1995-RR
Louis Orr	Syracuse 1977-80	7	35-67		19-30	54	89	3-4	
Tim O'Shea	Boston College 1981, 83	5	0-0		0-1	3	0	3-2	
Matt Painter	Purdue 1990-91, 93	3	3-8	1-5	2-4	5	9	1-3	
Doyle Parrack	Oklahoma St. 1945	3	12		2		26	3-0	1945-CH
Josh Pastner	Arizona 1998	2	0-2	0-1	0-0	2	0	3-1	1998-RR
Jerry Peirson	Miami (OH) 1966	1	4-7		1-2	4	9	0-1	
John Pelphrey	Kentucky 1992	4	26-41	9-17	15-15	14	76	3-1	1992-RR
Tom Penders	UConn 1965, 67	2	4-9		3-6	4	11	0-2	
Dom Perno	UConn 1963-64	4	10-44		13-19	11	33	2-2	1964-RR
Buzz Peterson	North Carolina 1982, 84-85	11	7-25		5-8	10	19	9-2	1982-CH, 84-RR
Steve Pikiell	UConn 1990-91	5	3-5	2-2	2-6	4	10	5-2	1990-RR
Jerry Pimm	Southern California 1960	1	6-20		4-5	7	16	0-1	
Mark Pope	Kentucky 1995-96	10	19-42	4-9	15-21	36	57	9-1	1995-RR, 96-CH
Tic Price	Virginia Tech 1979	2	2-7		0-0	3	4	1-1	
Roger Reid	Weber St. 1968	1	2-4		0-0	1	4	0-1	
Dave Rice	UNLV 1990-91	5	1-7	1-5	0-0	3	3	10-1	1990-CH, 91-T3d
Nolan Richardson	UTEP 1963	1	2-7		0-1	2	4	0-1	
Red Rocha	Oregon St. 1947	2	8		5		21	1-1	
Jack Rohan	Columbia 1951	1	0-1		0-0	0	0	0-1	
Dave Rose	Houston 1981, 83	5	1-6		1-2	2	3	4-2	1983-2d
Jeff Ruland	Iona 1979-80	3	21-31		9-16	31	51	1-2	
Jim Satalin	St. Bonaventure 1968	3	9-35		6-7	11	24	1-2	
Jon Scheyer	Duke 2007-10	12	45-127	25-74	57-64	41	172	9-3	2010-CH
Charlie Schmaus	VMI 1964	1	2-7		1-1	5	5	0-1	
Mark Schmidt	Boston College 1982, 85	7	1-4	0-0	2-2	6	4	5-2	1982-RR
Joe Scott	Princeton 1984	2	2-3		0-0	2	4	1-1	
Bill Self	Oklahoma St. 1985	1	3-4		2-4	4	8	0-1	
Howard Shannon	Kansas St. 1948	3	11		15		37	1-2	1948-4th
John Shumate	Notre Dame 1974	3	35-50		16-18	34	86	2-1	
Byron Smith	Houton 1990	1	7-14	2-2	2-3	3	18	0-1	
Dean Smith	Kansas 1952-53	7	1		2		4	6-1	1952-CH, 53-2d
Quin Snyder	Duke 1986-89	16	22-62	6-26	13-27	40	63	13-3	1986-2d, 88-T3d, 89-T3d
Danny Sprinkle	Montana St. 1996	1	2-8	1-3	2-2	3	7	0-1	
Kevin Stallings	Purdue 1980	6	2-7		2-3	2	6	5-1	1980-3d
Andy Stoglin	UTEP 1964	3	12-34		10-11	21	34	2-1	
Bill Strannigan	Wyoming 1941	2	11		2-5		24	0-2	
Gene Sullivan	Notre Dame 1953	3	3		2		8	2-1	1953-RR

Coach	Team-Years	G	FG-A	3FG-A	FT-A	RB	Pts.	W-L+	Finish
Eddie Sutton	Oklahoma St. 1958	3	8-13		4-4	11	20	2-1	1958-RR
Scott Sutton	Oklahoma St. 1993-94	4	0-1	0-0	0-0	2	0	2-2	
Johnny Swaim	TCU 1952-53	4	8		3		19	2-2	
Fred Taylor	Ohio St. 1950	2	9-26		0-3		18	1-1	
Reggie Theus	UNLV 1976-77	7	38-75		21-29	29	97	5-2	1977-3d
Bob Thomason	Pacific 1971	2	11-32		8-11	5	30	1-1	
Brooks Thompson	Oklahoma St. 1993-94	4	17-43	11-29	4-4	10	49	2-2	
John Thompson	Providence 1964	1	7-13		4-8	3	18	0-1	
Mark Turgeon	Kansas 1984-87	12	10-21	2-4	3-4	9	25	8-4	1986-T3d
Ralph Underhill	Tennessee Tech 1964	1	0-1		0-0	1	0	0-1	
Jan van Breda Kolff	Vanderbilt 1974	2	4-11		6-6	15	14	0-2	
Joe Vancisin	Dartmouth 1944	3	5		0-0		10	2-1	1944-2d
Sox Walseth	Colorado 1946	2	7		4-4		18	1-1	
Melvin Watkins	Charlotte 1977	5	24-41		10-15	20	58	3-2	1977-4th
Paul Westhead	Saint Joseph's 1960-61	5	3-15		4-6	11	10	2-3	1961-3d*
Mike White	Florida 1997-99	4	2-12	2-10	1-2	5	7	1-3	
Dereck Whittenburg	NC State 1982-83	5	51-104		27-32	14	129	6-1	1983-CH
Steve Wojciechowski	Duke 1996-98	7	10-26	9-22	9-13	19	38	4-3	1998-RR
Sean Woods	Kentucky 1992	4	26-43	1-3	14-20	11	67	3-1	1992-RR
Mike Woodson	Indiana 1978, 80	4	34-67		9-13	20	77	2-2	
Tom Young	Maryland 1958	3	9		20		38	2-1	

+W-L for games played by the team (blanks above mean those figures were not listed in available box scores).

*Appearance later vacated by NCAA/Committee on Infractions

COACHES OF ALL-TIME FINAL FOUR APPEARANCES

13 TIMES

Coach	Tournament Team: Year-Finish	W-L	Pct.
Mike Krzyzewski	Duke: 1986-2d, 88-T3d, 89-T3d, 90-2d, 91-CH, 92-CH, 94-2d, 99-2d, 2001-CH, 04-T3d, 10-CH, 15-CH, 22-T3d	14-8	.636

12 TIMES

Coach	Tournament Team: Year-Finish	W-L	Pct.
John Wooden	UCLA: 1962-4th, 64-CH, 65-CH, 67-CH, 68-CH, 69-CH, 70-CH, 71-CH, 72-CH, 73-CH, 74-3d, 75-CH	21-3	.875

11 TIMES

Coach	Tournament Team: Year-Finish	W-L	Pct.
Dean Smith	North Carolina: 1967-4th, 68-2d, 69-4th, 72-3d, 77-2d, 81-2d, 82-CH, 91-T3d, 93-CH, 95-T3d, 97-T3d	8-11	.421

9 TIMES

Coach	Tournament Team: Year-Finish	W-L	Pct.
Roy Williams	Kansas: 1991-2d, 93-T3d, 2002-T3d, 03-2d; North Carolina: 2005-CH, 08-T3d, 09-CH, 16-2d, 17-CH	9-6	.600

8 TIMES

Coach	Tournament Team: Year-Finish	W-L	Pct.
†Tom Izzo	Michigan St.: 1999-T3d, 2000-CH, 01-T3d, 05-T3d, 09-2d, 10-T3d, 15-T3d, 19-T3d	3-7	.300

6 TIMES

Coach	Tournament Team: Year-Finish	W-L	Pct.
Denny Crum	Louisville: 1972-4th, 75-3d, 80-CH, 82-T3d, 83-T3d, 86-CH	5-5	.500
Adolph Rupp	Kentucky: 42-T3d, 48-CH, 49-CH, 51-CH, 58-CH, 66-2d	9-2	.818

5 TIMES

Coach	Tournament Team: Year-Finish	W-L	Pct.
Jim Boeheim	Syracuse: 1987-2d, 96-2d, 2003-CH, 13-T3d, 16-T3d	4-4	.500
Bob Knight	Indiana: 1973-3d, 76-CH, 81-CH, 87-CH, 92-T3d	7-2	.778
Guy Lewis	Houston: 67-3d, 68-4th, 82-T3d, 83-2d, 84-2d	3-6	.333
Lute Olson	Iowa: 1980-4th; Arizona: 88-T3d, 94-T3d, 97-CH, 2001-2d	3-5	.375
*†Rick Pitino	Providence: 1987-T3d; Kentucky: 93-T3d, 96-CH, 97-2d; Louisville: 2005-T3d, *12-T3d, *13-CH	3-4	.429

4 TIMES

Coach	Tournament Team: Year-Finish	W-L	Pct.
Jim Calhoun	UConn: 1999-CH, 2004-CH, 09-T3d, 11-CH	6-1	.857
*†John Calipari	Massachusetts: *1996-T3d; Memphis: *2008-2d; Kentucky: 11-T3d, 12-CH, 14-2d, 15-T3rd	3-3	.500
Billy Donovan	Florida: 2000-2d, 06-CH, 07-CH, 14-T3d	5-2	.714
Jack Gardner	Kansas St.: 1948-4th, 51-2d; Utah: 61-4th, 66-4th	1-7	.125
Henry Iba	Oklahoma St.: 1945-CH, 46-CH, 49-2d, 51-4th	5-3	.625
Harold Olsen	Ohio St.: 1939-2d, 44-T3d, 45-T3d, 46-3d	2-4	.333
†Bill Self	Kansas: 2008-CH, 12-2d, 18-T3d, 22-CH	5-1	.833
Jerry Tarkanian	UNLV: 1977-3d, 87-T3d, 90-CH, 91-T3d	3-3	.500
Fred Taylor	Ohio St.: 1960-CH, 61-2d, 62-2d, 68-3d	5-3	.625
Jay Wright	Villanova: 2009-T3d, 16-CH, 18-CH, 22-T3d	4-2	.667

3 TIMES

Coach	Tournament Team: Year-Finish	W-L	Pct.
Phog Allen	Kansas: 1940-2d, 52-CH, 53-2d	4-2	.667
Forddy Anderson	Bradley: 1950-2d, 54-2d; Michigan St.: 57-4th	2-4	.333
Vic Bubas	Duke: 1963-3d, 64-2d, 66-3d	3-3	.500
Harry Combes	Illinois: 1949-3d, 51-3d, 52-3d	3-3	.500
Joe B. Hall	Kentucky: 1975-2d, 78-CH, 84-T3d	3-2	.600
Ben Howland	UCLA: 2006-2d, 07-T3d, 08-T3d	1-3	.250

Coach	Tournament Team: Year-Finish	W-L	Pct.
Ed Jucker	Cincinnati: 1961-CH, 62-CH, 63-2d	5-1	.833
Nolan Richardson	Arkansas: 1990-T3d, 94-CH, 95-2d	3-2	.600
Eddie Sutton	Arkansas: 1978-3d; Oklahoma St.: 95-T3d, 2004-T3d	1-3	.250
John Thompson	Georgetown: 1982-2d, 84-CH, 85-2d	4-2	.667
Phil Woolpert	San Francisco: 1955-CH, 56-CH, 57-3d	5-1	.833

2 TIMES

Coach	Tournament Team: Year-Finish	W-L	Pct.
Gene Bartow	Memphis: 1973-2d; UCLA: 76-3d	2-2	.500
John Beilein	Michigan: 2013-2d, 18-2d	2-2	.500
Dale Brown	LSU: 1981-4th, 86-T3d	0-3	.000
*Larry Brown	UCLA: *1980-2d; Kansas: 86-T3d, 88-CH	2-1	.667
Bruce Drake	Oklahoma: 1939-T3d, 47-2d	1-2	.333
Hugh Durham	Florida St.: 1972-2d; Georgia: 83-T3d	1-2	.333
†Mark Few	Gonzaga: 2017-2d, 2021-2d	2-2	.500
Slats Gill	Oregon St.: 1949-4th, 63-4th	0-4	.000
Bill Guthridge	North Carolina: 1998-T3d, 2000-T3d	0-2	.000
Bill Henderson	Baylor: 1948-2d, 50-4th	1-3	.250
Lou Henson	New Mexico St.: 1970-3d; Illinois: 89-T3d	1-2	.333
Terry Holland	Virginia: 1981-3d, 84-T3d	1-2	.333
Nat Holman	CCNY: 1947-4th, 50-CH	2-2	.500
Bob Huggins	Cincinnati: 1992-T3d; West Virginia: 2010-T3d	0-2	.000
†Dan Hurley	UConn: 2023-CH; 24-CH	4-0	1.000
Doggie Julian	Holy Cross: 1947-CH, 48-3d	3-1	.750
Lon Kruger	Florida: 1994-T3d; Oklahoma: 2016-T3d	0-2	.000
†Jim Larranaga	George Mason: 2006-T3d, 2023-T3d	0-2	.000
Harry Litwack	Temple: 1956-3d, 58-3d	2-2	.500
Ken Loeffler	La Salle: 1954-CH, 55-2d	3-1	.750
†Thad Matta	Ohio St.: 2007-2d, 12-T3d	1-2	.333
Branch McCracken	Indiana: 1940-CH, 53-CH	4-0	1.000
Al McGuire	Marquette: 1974-2d, 77-CH	3-1	.750
Frank McGuire	St. John's (NY): 1952-2d; North Carolina: 57-CH	3-1	.750
Ray Meyer	DePaul: 1943-T3d, 79-3d	1-2	.333
Pete Newell	California: 1959-CH, 60-2d	3-1	.750
Bucky O'Connor	Iowa: 1955-4th, 56-2d	1-3	.250
Ted Owens	Kansas: 1971-4th, 74-4th	0-4	.000
Lee Rose	Charlotte: 1977-4th; Purdue: 80-3d	1-3	.250
Bo Ryan	Wisconsin: 2014-T3d, 15-2d	1-2	.000
†Kelvin Sampson	Oklahoma: 2002-T3d; Houston: 2021-T3d	0-2	.000
George Smith	Cincinnati: 1959-3d, 60-3d	2-2	.500
Brad Stevens	Butler: 2010-2d, 11-2d	2-2	.500
Dave Strack	Michigan: 1964-3d, 65-2d	2-2	.500
Gary Williams	Maryland: 2001-T3d, 2002-CH	2-1	.667
Tex Winter	Kansas St.: 1958-4th, 64-4th	0-4	.000

1 TIME

Coach	Tournament Team: Year-Finish	W-L	Pct.
†Dana Altman	Oregon: 2017-T3d	0-1	.000
†Rick Barnes	Texas: 2003-T3d	0-1	.000
Sam Barry	Southern California: 1940-T3d	0-1	.000
†Chris Beard	Texas Tech: 2018-2d	1-1	.500
Dick Bennett	Wisconsin: 2000-T3d	0-1	.000
Tony Bennett	Virginia: 2019-CH	2-0	1.000
John Brady	LSU: 2006-T3d	0-1	.000
Earl Brown	Dartmouth: 1944-2d	1-1	.500
Howard Cann	NYU: 1945-2d	1-1	.500
P.J. Carlesimo	Seton Hall: 1989-2d	1-1	.500
Harold Carlson	Pittsburgh: 1941-T3d	0-1	.000
Lou Carnesecca	St. John's (NY): 1985-T3d	0-1	.000
Ben Carnevale	North Carolina: 1946-2d	1-1	.500
Everett Case	NC State: 1950-3d	1-1	.500
John Castellani	Seattle U.: 1958-2d	1-1	.500

Coach	Tournament Team: Year-Finish	W-L	Pct.
Ozzie Cowles	Dartmouth: 1942-2d	1-1	.500
Frosty Cox	Colorado: 1942-T3d	0-1	.000
Tom Crean	Marquette: 2003-T3d	0-1	.000
Bobby Cremins	Georgia Tech: 1990-T3d	0-1	.000
†Mick Cronin	UCLA: 2021-T3d	0-1	.000
Roy Danforth	Syracuse: 1975-4th	0-2	.000
Chick Davies	Duquesne: 1940-T3d	0-1	.000
†Hubert Davis	North Carolina: 2022-2d	1-1	.500
†Mike Davis	Indiana: 2002-2d	1-1	.500
Everett Dean	Stanford: 1942-CH	2-0	1.000
Don Donoher	Dayton: 1967-2d	1-1	.500
†Scott Drew	Baylor: 2021-CH	2-0	1.000
†Brian Dutcher	San Diego St.: 2023-2d	1-1	.500
Tippy Dye	Washington: 1953-3d	1-1	.500
Bob Feerick	Santa Clara: 1952-4th	0-2	.000
*Steve Fisher	Michigan: 1989-CH, *92-2d, *93-2d	2-0	1.000
Bill E. Foster	Duke: 1978-2d	1-1	.500
Bud Foster	Wisconsin: 1941-CH	2-0	1.000
Jack Friel	Washington St.: 1941-2d	1-1	.500
Dave Gavitt	Providence: 1973-4th	0-2	.000
Bully Gilstrap	Texas: 1943-T3d	0-1	.000
Jack Gray	Texas: 1947-3d	1-1	.500
Elmer Gross	Penn St.: 1954-3d	1-1	.500
Dick Harp	Kansas: 1957-2d	1-1	.500
Jim Harrick	UCLA: 1995-CH	2-0	1.000
Don Haskins	UTEP: 1966-CH	2-0	1.000
Doc Hayes	SMU: 1956-4th	0-2	.000
Jud Heathcote	Michigan St.: 1979-CH	2-0	1.000
Paul Hewitt	Georgia Tech: 2004-2d	1-1	.000
Peck Hickman	Louisville: 1959-4th	0-2	.000
Howard Hobson	Oregon: 1939-CH	2-0	1.000
Bill Hodges	Indiana St.: 1979-2d	1-1	.500
George Ireland	Loyola Chicago: 1963-CH	2-0	1.000
Maurice John	Drake: 1969-3d	1-1	.500
†Kevin Keatts	NC State: 2024-T3d	0-1	.000
George King	Purdue: 1969-2d	1-1	.500
Eugene Lambert	Arkansas: 1945-T3d	0-1	.000
Bebe Lee	Colorado: 1955-3d	1-1	.500
Rick Majerus	Utah: 1998-2d	1-1	.500
Gregg Marshall	Wichita St.: 2013-T3d	0-1	.000
†Frank Martin	South Carolina: 2017-T3d	0-1	.000
Rollie Massimino	Villanova: 1985-CH	2-0	1.000
†Dusty May	Fla. Atlantic: 2023-T3d	0-1	.000
Bones McKinney	Wake Forest: 1962-3d	1-1	.500
Louis Menze	Iowa St.: 1944-T3d	0-1	.000
Mike Montgomery	Stanford: 1998-T3d	0-1	.000
†Porter Moser	Loyola Chicago: 2018-T3d	0-1	.000
†Nate Oats	Alabama: 2024-T3d	0-1	.000
Kevin Ollie	UConn: 2014-CH	2-0	1.000
Johnny Orr	Michigan: 1976-2d	1-1	.500
†Matt Painter	Purdue: 2024-2d	1-1	.500
†Bruce Pearl	Auburn: 2019-T3d	0-1	.000
Vadal Peterson	Utah: 1944-CH	2-0	1.000
Digger Phelps	Notre Dame: 1978-4th	0-2	.000
Nibs Price	California: 1946-4th	0-2	.000
Harry Rabenhorst	LSU: 1953-4th	0-2	.000
Elmer Ripley	Georgetown: 1943-2d	1-1	.500
Glen Rose	Arkansas: 1941-T3d	0-1	.000
Lou Rossini	NYU: 1960-4th	0-2	.000
Fred Schaus	West Virginia: 1959-2d	1-1	.500
Alex Severance	Villanova: 1939-T3d	0-1	.000
Everett Shelton	Wyoming: 1943-CH	2-0	1.000
Norm Sloan	NC State: 1974-CH	2-0	1.000

Coach	Tournament Team: Year-Finish	W-L	Pct.
†Shaka Smart	VCU: 2011-T3d	0-1	.000
Tubby Smith	Kentucky: 1998-CH	2-0	1.000
Gary Thompson	Wichita St.: 1965-4th	0-2	.000
John Thompson III	Georgetown: 2007-T3d	0-1	.000
Billy Tubbs	Oklahoma: 1988-2d	1-1	.500
Forrest Twogood	Southern California: 1954-4th	0-2	.000
Jim Valvano	NC State: 1983-CH	2-0	1.000
Butch van Breda Kolff	Princeton: 1965-3d	1-1	.500
Bruce Weber	Illinois: 2005-2d	1-1	.500
Bob Weinbauer	Penn: 1979-4th	0-2	.000
Larry Weise	St. Bonaventure: 1970-4th	0-2	.000
Joe Williams	Jacksonville: 1970-2d	1-1	.500
Richard Williams	Mississippi St.: 1996-T3d	0-1	.000
Tom Young	Rutgers: 1976-4th	0-2	.000

†Active. *Appearance later vacated by NCAA/Committee on Infractions

ALL TOURNAMENT APPEARANCES VACATED

Coach	Tournament Team: Year-Finish	W-L	Pct.
Clem Haskins	Minnesota: 1997-T3d	0-1	.000
Dana Kirk	Memphis: 1985-T3d	0-1	.000
Jack Kraft	Villanova: 1971-2d	1-1	.500
Jim O'Brien	Ohio St.: 1999-T3d	0-1	.000
Johnny Oldham	Western Ky.: 1971-3d	1-1	.500
Jack Ramsay	Saint Joseph's: 1961-3d	1-1	.500

CHAMPIONSHIP COACHES' AGES

Coach's age the day his team won the championship.

YOUNGEST CHAMPIONSHIP AGE OF COACH

Rk.	Coach	School	Year	Yrs	Ms	Ds
1.	Branch McCracken	Indiana	1940	31	9	21
2.	Harold Foster	Wisconsin	1941	34	9	29
3.	Fred Taylor	Ohio St.	1960	35	3	16
4.	Bob Knight	Indiana	1976	35	5	4
5.	Howard Hobson	Oregon	1939	35	8	23
6.	Don Haskins	UTEP	1966	36	0	5
7.	Jim Valvano	NC State	1983	37	0	24
8.	Phil Woolpert	San Francisco	1955	39	2	0
9.	Phil Woolpert	San Francisco	1956	40	2	5
10.	Frank McGuire	North Carolina	1957	40	4	15

OLDEST CHAMPIONSHIP AGE OF COACH

Rk.	Coach	School	Year	Yrs	Ms	Ds
1.	Jim Calhoun	UConn	2011	68	10	25
2.	Mike Krzyzewski	Duke	2015	68	1	24
3.	Roy Williams	North Carolina	2017	66	8	2
4.	Phog Allen	Kansas	1952	66	4	8
5.	John Wooden	UCLA	1975	64	5	17
6.	Mike Krzyzewski	Duke	2010	63	1	22
7.	Lute Olson	Arizona	1997	62	6	9
8.	John Wooden	UCLA	1973	62	5	12
9.	Dean Smith	North Carolina	1993	62	1	7
10.	Jim Calhoun	UConn	2004	61	10	25

ACTIVE YOUNGEST TO OLDEST CHAMPIONSHIP AGE OF COACH

Rk.	Coach	School	Year	Yrs	Ms	Ds
1.	Rick Pitino	Kentucky	1996	43	6	13
2.	Tom Izzo	Michigan St.	2000	45	2	3
3.	Bill Self	Kansas	2008	45	3	10
4.	Dan Hurley	UConn	2023	50	3	18
5.	Scott Drew	Baylor	2021	50	5	13
6.	Dan Hurley	UConn	2024	51	3	23
7.	John Calipari	Kentucky	2012	53	1	22
8.	Bill Self	Kansas	2022	59	3	8

NO. 1 SEED COACHES

NO. 1 SEEDS AT MORE THAN ONE SCHOOL

3—John Calipari, *Massachusetts; Memphis; Kentucky

2—Kelvin Sampson, Oklahoma; Houston

2—Bill Self, Illinois; Kansas

2—Rick Pitino, Kentucky; Louisville

2—Roy Williams, Kansas; North Carolina

*Appearance later vacated by NCAA/Committee on Infractions

TOURNAMENT COACHES

**Appearance later vacated by the NCAA/Committee on Infractions. # See Notes on Coaches. (Both vacated participation numbers and coaches' notes are at the back of this list.)*

Coach (Alma Mater) Career Record for Retired Coaches Only, Tourney Teams and Years in Tourney	Yrs	Tournament			Last Year of Career
		W	L	Pct.	
Amir Abdur-Rahim (Southeastern La. 2004) Kennesaw St.: 2023	1	0	1	.000	Active
Ron Abegglen (BYU 1962) 13: 260-129; Weber St.: 1995, 99	2	2	2	.500	1999
Dick Acres (UC Santa Barbara) 3: 47-34; Oral Roberts: 1984	1	0	1	.000	1985
Mark Adams (Texas Tech 1979) 16: 295-195; Texas Tech: 2022	1	2	1	.667	2023
Mike Adras (UC Santa Barbara 1983) 13: 193-170; Northern Ariz.: 2000	1	0	1	.000	2012
Stan Albeck (Bradley 1955) 19: 284-188; Bradley: 1988	1	0	1	.000	1991
Griff Aldrich (Hampden-Sydney 1996) Longwood: 2022, 24	2	0	2	.000	Active
Casey Alexander (Belmont 1995) Lipscomb: 2018	1	0	1	.000	Active
Cy Alexander (Catawba 1975) 5 at South Carolina St.: 1989, 96, 98, 2000, 03; 1 at N.C. A&T: 13	6	1	6	.143	2016
Steve Alford (Indiana 1987) 1 at Missouri St.: 1999; 3 at Iowa: 2001, 05, 06; 3 at New Mexico: 10, 12, 13; 4 at UCLA: 2014-RR, 15-RR, 17, 18; 2 at Nevada: 23, 24	13	11	13	.458	Active
Frankie Allen (Roanoke 1971) 24: 265-433; Tennessee St.: 1993, 94	2	0	2	.000	2014
George Allen (West Virginia 1935) 3: 39-20; Brown: 1939-RR	1	0	1	.000	1941
Phog Allen (Kansas 1906) 46: 770-233; Kansas: 1940-2d, 42-RR, 52-CH, 53-2d	4	10	3	.769	1956
Sonny Allen (Marshall 1959) 22: 356-260; Nevada: 1984, 85	2	0	2	.000	1987
Dana Altman (Eastern N.M. 1980) 1 at Kansas St.: 1993; 7 at Creighton: 99, 2000, 01, 02, 03, 05, 07; 8 at Oregon: 13, 14, 15, 16-RR, 17-T3d, 19, 21, 24	16	18	16	.529	Active
Tommy Amaker (Duke 1987) 1 at Seton Hall: 2000; 4 at Harvard: 12, 13, 14, 15	5	4	5	.444	Active
Ladell Andersen (Utah St. 1951) 16: 286-168; 5 at Utah St.: 1962, 63, 64, 70-RR, 71; 3 at BYU: 84, 87, 88	8	6	10	.375	1989
Forddy Anderson (Stanford 1942) 24: 368-234; 2 at Bradley: 1950-2d, 54-2d; 2 at Michigan St.: 57-4th, 59-RR	4	9	5	.643	1970
Harold Anderson (Otterbein 1924) 29: 504-226; Bowling Green: 1959, 62, 63	3	1	4	.200	1963
Jim Anderson (Oregon St. 1959) 6: 79-90; Oregon St.: 1990	1	0	1	.000	1995
Mike Anderson (Tulsa 1982) 21: 437-256; 3 at UAB: 2004, 05, 06; 3 at Missouri: 09-RR, 10, 11; 3 at Arkansas: 15, 17, 18	9	9	9	.500	2023
Tevester Anderson (Ark.-Pine Bluff 1962) 15: 252-222; 2 at Murray St.: 1999, 2002; 1 at Jackson St.: 07	3	0	3	.000	2013
Tobin Anderson (Wesleyan [CT] 1995) FDU: 2023	1	2	1	.667	Active
Tom Apke (Creighton 1965) 22: 328-292; Creighton: 1975, 78, 81	3	0	3	.000	1996
Lynn Archibald (Fresno St. 1968) 11: 163-152; Utah: 1986	1	0	1	.000	1989
Frank Arnold (Idaho St. 1956) 10: 148-139; BYU: 1979, 80, 81-RR	3	3	3	.500	1987
Murray Arnold (American 1960) 22: 407-221; 3 at Chattanooga: 1981, 82, 83; 1 at Western Ky.: 87	4	2	4	.333	2001
Ronnie Arrow (Texas St. 1969) 22: 345-252; 3 at South Ala.: 1989, 91, 2008; 1 at A&M-Corpus Christi: 07	4	1	4	.200	2013
Tom Asbury (Wyoming 1967) 15: 240-213; 3 at Pepperdine: 1991, 92, 94; 1 at Kansas St.: 96	4	0	4	.000	2011
Presley Askew (Southeastern Okla. 1930) 15: 179-181; New Mexico St.: 1959, 60	2	0	2	.000	1965
Randy Ayers [Miami (OH) 1978] 8: 124-108; Ohio St.: 1990, 91, 92-RR	3	6	3	.667	1997
John Bach (Fordham 1948) 28: 384-314; Fordham: 1953, 54	2	0	2	.000	1978
Jim Baechtold (Eastern Ky. 1952) 6: 70-57; Eastern Ky.: 1965	1	0	1	.000	1967
Tay Baker (Cincinnati 1950) 13: 195-149; Cincinnati: 1966	1	0	2	.000	1979
Roman Banks (Northwestern St. 1992) 6: 114-85; Southern U.: 2013, 16	2	0	2	.000	2017
Kevin Bannon (Saint Peter's 1979) 19: 335-211; Rider: 1993, 94	2	0	2	.000	2001
Tony Barbee (Massachusetts 1993) UTEP: 2010	1	0	1	.000	Active
Milton Barnes (Albion 1979) 4: 62-53; Eastern Wash.: 1998	1	0	1	.000	2000
Rick Barnes (Lenoir-Rhyne 1977) 3 at Providence: 1989, 90, 94; 3 at Clemson: 96, 97, 98; 16 at Texas: 99, 2000, 01, 02, 03-T3d, 04, 05, 06-RR, 07, 08-RR, 09, 10, 11, 12, 14, 15; 5 at Tennessee: 2018, 19, 21, 22, 23, 24-RR	28	30	28	.517	Active
Rod Barnes (Ole Miss 1988) 3 at Ole Miss: 1999, 2001, 02; 1 at CSU Bakersfield: 16	4	3	4	.429	Active
J.D. Barnett (Winona St. 1966) 21: 345-254; 5 at VCU: 1980, 81, 83, 84, 85; 2 at Tulsa: 86, 87	7	4	7	.364	1999
Jim Baron (St. Bonaventure 1977) 29: 425-414; 1 at Saint Francis (PA): 1991; 1 at St. Bonaventure: 2000	2	0	2	.000	2016
Tony Barone (Duke 1968) 13: 178-202; Creighton: 1989, 91	2	1	2	.333	1998
Peter Barry (San Francisco 1970) 2: 49-13; San Francisco: 1981, 82	2	0	2	.000	1982
Sam Barry (Wisconsin 1916) 28: 365-217; Southern California: 1940-T3d	1	1	1	.500	1950
Gene Bartow (Truman 1953) 34: 647-353; 1 at Memphis: 1973-2d; 2 at UCLA: 76-3d, 77; 9 at UAB: 81, 82-RR, 83, 84, 85, 86, 87, 90, 94	12	14	12	.538	1996
Murry Bartow (UAB 1985) 18: 317-238; 1 at UAB: 1999; 3 at ETSU: 2004, 09, 10	4	0	4	.000	2015
Bill Bayno (Sacred Heart 1985) 7: 96-80; UNLV: 1998, 2000	2	0	2	.000	2009
Butch Beard (Louisville 1972) 9: 84-174; Howard: 1992	1	0	1	.000	2006
Chris Beard (Texas 1995) 1 at Little Rock: 2016; 3 at Texas Tech: 2018-RR, 19-2d, 21; 1 at Texas: 22	5	11	5	.688	Active
John Becker (Catholic 1990) Vermont: 2012, 17, 19, 22, 23, 24	6	1	6	.143	Active

Coach (Alma Mater) Career Record for Retired Coaches Only, Tourney Teams and Years in Tourney	Yrs	Tournament			Last Year of Career
		W	L	Pct.	
John Beilein (Wheeling Jesuit 1975) 37: 753-426; 1 at Canisius: 1996; 1 at Richmond: 98; 2 at West Virginia: 2005-RR, 06; 9 at Michigan: 09, 11, 12, 13-2d, 14-RR, 16, 17, 18-2d, 19	13	26	13	.667	2019
Steve Belko (Idaho 1939) 26: 287-263; 4 at Idaho St.: 1953, 54, 55, 56; 2 at Oregon: 60-RR, 61	6	4	6	.400	1971
Dan Belluomini (San Francisco 1964) 2: 44-14; San Francisco: 1979	1	1	1	.500	1980
Dutch Belnap (Utah St. 1958) 6: 108-56; Utah St.: 1975, 79	2	0	2	.000	1979
Bob Bender (Duke 1980) 13: 176-199; 1 at Illinois St.: 1990; 2 at Washington: 98, 99	3	2	3	.400	2002
Tony Benford (Texas Tech 1992) 1 at LSU: 2019	1	2	1	.667	2019
Dick Bennett (Ripon 1965) 28: 490-306; 3 at Green Bay: 1991, 94, 95; 3 at Wisconsin: 97, 99, 2000-T3d	6	5	6	.455	2006
Randy Bennett (UC San Diego 1986) Saint Mary's (CA): 2005, 08, 10, 12, 13, 17, 19, 22, 23, 24	10	6	10	.375	Active
Tony Bennett (Green Bay 1992) 2 at Washington St.: 2007, 08; 9 at Virginia: 12, 14-RR, 15, 16-RR, 17, 18, 19-CH, 21, 23, 24	12	16	11	.593	2024
Russ Bergman (LSU 1970) 19: 306-246; Coastal Carolina: 1991, 93	2	0	2	.000	1994
Bill Berry (Michigan St. 1965) 10: 142-144; San Jose St.: 1980	1	0	1	.000	1989
Bill Bibb (Ky. Wesleyan 1957) 15: 222-194; Mercer: 1981, 85	2	0	2	.000	1989
Henry Bibby (UCLA 1972) 10: 132-119; Southern California: 1997, 2001-RR, 02	3	3	3	.500	2005
Eddie Biedenbach (NC State 1968) 20: 285-309; UNC Asheville: 2003, 11, 12	3	2	3	.400	2013
Leon Black (Texas 1953) 9: 106-121; Texas: 1972, 74	2	1	3	.250	1976
Tom Blackburn [Wilmington (OH) 1931] 17: 352-141; Dayton: 1952	1	1	1	.500	1964
Bill Blair (VMI 1964) 9: 114-130; VMI: 1976-RR	1	2	1	.667	1981
Kenneth Blakeney (Duke 1995) Howard: 2023, 24	2	0	2	.000	Active
George Blaney (Holy Cross 1961) 30: 459-382; Holy Cross: 1977, 80, 93	3	0	3	.000	1997
Dave Bliss (Cornell 1965) 28: 526-328; 1 at Oklahoma: 1979; 3 at SMU: 84, 85, 88; 7 at New Mexico: 91, 93, 94, 96, 97, 98, 99	11	8	11	.421	2003
Jeff Boals (Ohio 1995) Ohio: 2021	1	1	1	.500	Active
Jim Boeheim* (Syracuse 1966) 47: 1,015-441; Syracuse: 1977, 78, 79, 80, 83, 84, 85, 86, 87-2d, 88, 89-RR, 90, 91, 92, 94, 95, 96-2d, 98, 99, 2000, 01, 03-CH, 04, 05, 06, 09, 10, 11*, 12-RR*, 13-T3d, 14, 16-T3d, 18, 19, 21	35	62	34	.646	2023
Ken Bone (Seattle Pacific 1983) 23: 419-276; Portland St.: 2008, 09	2	0	2	.000	2016
Jim Boutin (Lewis & Clark 1964) 23: 397-253; Idaho St.: 1987	1	0	1	.000	1990
Bob Boyd (Southern California 1953) 20: 312-231; 1 at Seattle U.: 1964; 1 at Southern California: 79	2	3	2	.600	1986
Jim Boyle (Saint Joseph's 1964) 9: 151-114; Saint Joseph's: 1982, 86	2	1	2	.333	1990
Tad Boyle (Kansas 1985) Colorado: 2012, 13, 14, 16, 21, 24	6	4	6	.400	Active
Jim Boylen (Maine 1987) 4: 69-60; Utah: 2009	1	0	1	.000	2011
Mike Boynton (South Carolina 2004) Oklahoma St.: 2021	1	1	1	.500	Active
Todd Bozeman* (Rhode Island 1986) 17: 190-278; 3 at California: 1993, 94, 96*; 2 at Morgan St.: 2009, 10	5	2	5	.286	2019
Harold Bradley (Hartwick 1934) 20: 337-169; 1 at Duke: 1955; 2 at Texas: 60, 63	3	2	4	.333	1967
Ron Bradley (Eastern Nazarene 1973) 16: 288-176; Radford: 1998	1	0	1	.000	2002
John Brady (Belhaven 1976) 25: 402-344; LSU: 2000, 03, 05, 06-T3d	4	6	4	.600	2016
Matt Brady (Siena 1987) 12: 211-175; James Madison: 2013	1	1	1	.500	2016
Jim Brandenburg (Colorado St. 1958) 16: 267-199; Wyoming: 1981, 82, 87	3	4	3	.571	1992
John Brannen (Marshall 1997) 7: 114-73; Northern Ky.: 2017, 19	2	0	2	.000	2021
Buster Brannon (TCU 1933) 24: 285-290; 2 at Rice: 1940-RR, 42-RR; 3 at TCU: 52, 53, 59	5	4	6	.400	1967
Bobby Braswell (CSUN 1984) 17: 251-258; CSUN: 2001, 09	2	0	2	.000	2013
Ben Braun (Wisconsin 1975) 29: 467-412; 3 at Eastern Mich.: 1988, 91, 96; 5 at California: 97, 2001, 02, 03, 06	8	7	8	.467	2014
John Breeden (Montana St. 1929) 17: 283-198; Montana St.: 1951	1	0	1	.000	1954
Mike Brennan (Princeton 1994) 10: 125-166; American: 2014	1	0	1	.000	2023
Tom Brennan (Georgia 1971) 24: 316-352; Vermont: 2003, 04, 05	3	1	3	.250	2005
Mike Brey (George Washington 1982) 28: 582-332; 2 at Delaware: 1998, 99; 13 at Notre Dame: 2001, 02, 03, 07, 08, 10, 11, 12, 13, 15-RR, 16-RR, 17, 22	15	15	15	.500	2023
Al Brightman [Charleston (WV)] 8: 174-67; Seattle U.: 1953, 54, 55, 56	4	4	6	.400	1956
Kevin Broadus (Bowie St. 1990) 2: 37-25; Binghamton: 2009	1	0	1	.000	2009
J. Madison Brooks (Louisiana Tech 1937) 25: 370-267; ETSU: 1968	1	1	2	.333	1973
Rickey Broussard (Louisiana 1970) 12: 150-183; Nicholls St.: 1995, 98	2	0	2	.000	2002
Jim Brovelli (San Francisco 1964) 21: 289-288; San Diego: 1984	1	0	1	.000	1995
Al Brown (Purdue 1964) 5: 68-75; Ball St.: 1986	1	0	1	.000	1987
Dale Brown (Minot St. 1957) 25: 448-301; LSU: 1979, 80-RR, 81-4th, 84, 85, 86-T3d, 87-RR, 88, 89, 90, 91, 92, 93	13	15	14	.517	1997
Earl Brown (Notre Dame 1939) 1: 19-2; Dartmouth: 1944-2d	1	2	1	.667	1944
Isaac Brown (ULM 1995) 3: 48-34; Wichita St.: 2021	1	0	1	.000	2023
Larry Brown* (North Carolina 1963) 11: 230-99; 2 at UCLA: 1980-2d*, 81; 5 at Kansas: 84, 85, 86-T3d, 87, 88-CH; at 1 at SMU: 2015	8	19	7	.731	2016
Milan Brown (Howard 1993) 12: 164-203; 1 at Mount St. Mary's: 2008	1	1	1	.500	2015

Coach (Alma Mater) Career Record for Retired Coaches Only, Tourney Teams and Years in Tourney	Yrs	Tournament			Last Year of Career
		W	L	Pct.	
Will Brown (Dowling 1995) 20: 315-295; Albany (NY): 2006, 07, 13, 14, 15	5	1	5	.167	2021
Brad Brownell (DePauw 1991) 2 at UNCW: 2003, 06; 1 at Wright St.: 07; 4 at Clemson: 11, 18, 21, 24-RR	7	6	7	.462	Active
Jack Bruen (Catholic 1972) 16: 226-214; Colgate: 1995, 96	2	0	2	.000	1998
Vic Bubas (NC State 1951) 10: 213-67; Duke: 1960-RR, 63-3d, 64-2d, 66-3d	4	11	4	.733	1969
Morris Buckwalter (Utah 1956) 5: 78-54; Seattle U.: 1969	1	0	1	.000	1972
Mitch Buonaguro (Boston College 1975) 9: 107-162; Fairfield: 1986, 87	2	0	2	.000	2013
Eddie Burke (La Salle 1967) 14: 205-189; Drexel: 1986	1	0	1	.000	1991
Ken Burmeister [St. Mary's (TX) 1971] 21: 312-262; UTSA: 1988	1	0	1	.000	2018
Bob Burton (Fresno St. 1968) 9: 155-122; Cal St. Fullerton: 2008	1	0	1	.000	2012
Jerry Bush [St. John's (NY) 1938] 16: 209-190; Toledo: 1954	1	0	1	.000	1963
Ed Byhre [Augustana (SD) 1966] 5: 69-63; Eastern Ky.: 1979	1	0	1	.000	1981
Mark Byington (UNCW 1998) James Madison: 2024	1	1	1	.500	Active
Rick Byrd (Tennessee 1976) 38: 805-403; Belmont: 2006, 07, 08, 11, 12, 13, 15, 19	8	1	8	.111	2019
Jeff Bzdelik (Ill.-Chicago 1976) 11: 160-179; Air Force: 2006	1	0	1	.000	2014
Jim Calhoun* (American Int'l 1966) 40: 873-380; 5 at Northeastern: 1981, 82, 84, 85, 86; 18 at UConn: 90-RR, 91, 92, 94, 95-RR, 96*, 98-RR, 99-CH, 2000, 02-RR, 03, 04-CH, 05, 06-RR, 08, 09-T3d, 11-CH, 12	23	51	20	.718	2012
Robert Calihan (Detroit Mercy 1940) 21: 299-242; Detroit Mercy: 1962	1	0	1	.000	1969
John Calipari* (Clarion 1982) 5 at Massachusetts: 1992, 93, 94, 95-RR, 96-T3d*; 6 at Memphis: 2003, 04, 06-RR, 07-RR, 08-2d*, 09; 12 at Kentucky: 10-RR, 11-T3d, 12-CH, 14-2nd, 15-T3rd, 16, 17-RR, 18, 19-RR, 22, 23, 24	23	57	22	.722	Active
Joe Callero (Central Washington 1986) 20: 265-314; Cal Poly 2014	1	1	1	.500	2019
Dave Calloway (Monmouth 1991) 13: 175-217; Monmouth: 2001, 04, 06	3	1	3	.250	2011
Ernie Calverley (Rhode Island 1946) 11: 154-125; Rhode Island: 1961, 66	2	0	2	.000	1968
Lou Campanelli (Montclair St. 1960) 21: 361-226; 3 at James Madison: 1981, 82, 83; 1 at California: 90	4	4	4	.500	1993
Howard Cann (NYU 1920) 35: 409-232; NYU: 1943-RR, 45-2d, 46-RR	3	3	4	.429	1958
Jeff Capel (Fayetteville St. 1977) 12: 201-162; 1 at N.C. A&T: 1994; 2 at Old Dominion: 95, 97	3	1	3	.250	2001
Jeff Capel III (Duke 1997) 1 at VCU: 2004; 2 at Oklahoma: 08, 09-RR; 1 at Pittsburgh: 23	4	6	4	.600	Active
Franklin Cappon# (Michigan 1924) 28: 361-257; Princeton: 1952, 55, 60	3	0	5	.000	1961
P.J. Carlesimo (Fordham 1971) 19: 291-272; Seton Hall: 1988, 89-2d, 91-RR, 92, 93, 94	6	12	6	.667	1994
Henry Carlson (Pittsburgh 1917) 31: 367-248; Pittsburgh: 1941-T3d	1	1	1	.500	1953
Bill Carmody [Union (NY) 1975] 21: 342-308; 2 at Princeton: 1997, 98; 1 at Holy Cross: 2016	3	2	3	.400	2019
Lou Carnesecca [St. John's (NY) 1946] 24: 526-200; St. John's (NY): 1967, 68, 69, 76, 77, 78, 79-RR, 80, 82, 83, 84, 85-T3d, 86, 87, 88, 90, 91-RR, 92	18	17	20	.459	1992
Ben Carnevale (NYU 1938) 1 at North Carolina: 1946-2d; 5 at Navy: 47-RR, 53, 54-RR, 59, 60	6	6	7	.462	1966
John Carpenter (Penn St. 1958) Rider: 1984	1	0	1	.000	1989
Pete Carril (Lafayette 1952) Princeton: 1969, 76, 77, 81, 83, 84, 89, 90, 91, 92, 96	11	4	11	.267	1996
Tim Carter (Kansas 1979) 12: 171-168; UTSA: 1999, 2004	2	0	2	.000	2013
Everett Case (Wisconsin 1923) NC State: 1950-3d, 51-RR, 52, 54, 56	5	6	6	.500	1964
Don Casey (Temple 1970) 9: 151-94; Temple: 1979	1	0	1	.000	1982
John Castellani (Notre Dame 1952) 2: 45-9; Seattle U.: 1958-2d	1	4	1	.800	1958
Gale Catlett (West Virginia 1963) 3 at Cincinnati: 1975, 76, 77; 8 at West Virginia: 82, 83, 84, 86, 87, 89, 92, 98	11	7	11	.389	2002
Vince Cazzetta# (Arnold 1950) 5: 94-39; Seattle U.: 1961, 62	2	0	2	.000	1963
Patrick Chambers (Jefferson 1994) Boston U.: 2011	1	0	1	.000	Active
John Chaney (Bethune-Cookman 1955) 34: 741-312; Temple: 1984, 85, 86, 87, 88-RR, 90, 91-RR, 92, 93-RR, 94, 95, 96, 97, 98, 99-RR, 2000, 01-RR	17	23	17	.575	2006
Rob Chavez (Colorado Mesa 1980) 9: 121-130; Portland: 1996	1	0	1	.000	2001
Roy Chipman (Maine 1961) 18: 326-160; Pittsburgh: 1981, 82, 85	3	1	3	.250	1986
Jamion Christian (Mount St. Mary's 2003) 10: 147-161; Mount St. Mary's: 2014, 17	2	1	2	.333	2022
Jim Christian (Rhode Island 1988) 19: 320-286; Kent St.: 2006, 08	2	0	2	.000	2021
Mike Cingiser (Brown 1962) 10: 93-170; Brown: 1986	1	0	1	.000	1991
John Cinicola (Duquesne 1955) 4: 52-56; Duquesne: 1977	1	0	1	.000	1978
Perry Clark (Gettysburg 1974) 19: 304-270; 3 at Tulane: 1992, 93, 95; 1 at Miami (FL): 2002	4	3	4	.429	2011
Mickey Clayton (Florida A&M 1975) 6: 48-105; Florida A&M: 1999	1	0	1	.000	2001
Steve Cleveland (UC Irvine 1976) 14: 230-206; BYU: 2001, 03, 04	3	0	3	.000	2011
Tim Cluess (Hofstra 1983) 13: 297-131; Iona: 2012, 13, 16, 17, 18, 19	6	0	6	.000	2020
Richard Cochran (Tufts 1934) Tufts: 1945-RR	1	0	2	.000	1946
Josh Cody (Vanderbilt 1920) Temple: 1944-RR	1	1	1	.500	1952
Bill Coen (Hamilton 1983) Northeastern: 2015, 19	2	0	2	.500	Active
Charlie Coles [Miami (OH) 1965] 22: 358-310; 1 at Central Mich.: 1987; 3 at Miami (OH): 97, 99, 2007	4	2	4	.333	2012
Barry Collier (Butler 1976) 17: 285-223; Butler: 1997, 98, 2000	3	0	3	.000	2006
Bobby Collins (Eastern Ky. 1991) 16: 230-255; Hampton: 2006	1	0	1	.000	2018

Coach (Alma Mater) Career Record for Retired Coaches Only, Tourney Teams and Years in Tourney	Yrs	Tournament			Last Year of Career
		W	L	Pct.	
Chris Collins (Duke 1996) Northwestern: 2017, 23, 24	3	3	3	.500	Active
Jimmy Collins (New Mexico St. 1970) 14: 218-208; Ill.-Chicago: 1998, 2002, 04	3	0	3	.000	2010
Gary Colson (Lipscomb 1956) 34: 563-385; Pepperdine: 1976, 79	2	2	2	.500	1995
Harry Combes (Illinois 1937) 20: 316-150; Illinois: 1949-3d, 51-3d, 52-3d, 63-RR	4	9	4	.692	1967
Bus Connor (Idaho St. 1955) 8: 93-106; Boise St.: 1976	1	0	1	.000	1980
Tom Conrad (Old Dominion 1979) 4: 42-72; Charleston So.: 1997	1	0	1	.000	2000
Ed Cooley (Stonehill 1994) Providence: 2014, 15, 16, 17, 18, 22, 23	7	3	7	.300	Active
Donald Copeland (Seton Hall 2006) Wagner: 2024	1	1	1	.500	Active
Don Corbett [Lincoln (MO) 1965] 22: 413-204; N.C. A&T: 1982, 83, 84, 85, 86, 87, 88	7	0	7	.000	1993
Paul Cormier (New Hampshire 1973) 20: 228-322; Fairfield: 1997	1	0	1	.000	2016
Ronnie Courtney (McMurry 1981) 6: 76-99; Texas Southern: 2003	1	0	1	.000	2007
Bob Cousy (Holy Cross 1948) 6: 114-38; Boston College: 1967-RR, 68	2	2	2	.500	1969
Ozzie Cowles (Carleton 1922) 31: 421-198; 3 at Dartmouth: 1941-RR, 42-2d, 43-RR; 1 at Michigan: 48-RR	4	5	4	.556	1959
Tim Craft (Florida 2000) Gardener-Webb: 2019	1	0	1	.000	Active
Frosty Cox (Kansas 1930) 18: 203-151; Colorado: 1940-RR, 42-T3d, 46-RR	3	2	4	.333	1960
Joe Cravens (Texas-Arlington 1977) 11: 170-141; Weber St.: 2003	1	0	1	.000	2006
Tom Crean (Central Mich. 1989) 22: 404-305; 5 at Marquette: 2002, 03-T3d, 06, 07, 08; 4 at Indiana: 12, 13, 15, 16	9	11	9	.550	2022
Bobby Cremins (South Carolina 1970) 32: 598-387; 1 at App State: 1979; 10 at Georgia Tech: 85-RR, 86, 87, 88, 89, 90-T3d, 91, 92, 93, 96	11	15	11	.577	2012
Jim Crews (Indiana 1976) 28: 431-404; 4 at Evansville: 1989, 92, 93, 99; 2 at Saint Louis: 2013, 14	6	3	6	.333	2016
Mick Cronin (Cincinnati 1997) 2 at Murray St.: 2004, 06; 9 at Cincinnati: 11, 12, 13, 14, 15, 16, 17, 18, 19; 3 at UCLA: 21-T3d, 22, 23	14	15	14	.517	Active
Scott Cross (UT Arlington 1998) 12: 225-161; UT Arlington: 2008	1	0	1	.000	2018
Denny Crum (UCLA 1959) 30: 675-295; Louisville: 1972-4th, 74, 75-3d, 77, 78, 79, 80-CH, 81, 82-T3d, 83-T3d, 84, 86-CH, 88, 89, 90, 92, 93, 94, 95, 96, 97-RR, 99, 2000	23	42	23	.646	2001
Gary Cunningham (UCLA 1962) 2: 50-8; UCLA: 1978, 79-RR	2	3	2	.600	1979
Phil Cunningham (Campbellsville 1990) 6: 80-111; Troy: 2017	1	0	1	.000	2019
Joseph Curran (Canisius 1943) 6: 76-66; Canisius: 1955-RR, 56-RR, 57	3	6	3	.667	1959
Dan D'Antoni (Marshall 1970) Marshall: 2018	1	1	1	.500	Active
Dan Dakich (Indiana 1985) 11: 159-144; Indiana: 2008	1	0	1	.000	2008
Howie Dallmar (Stanford 1948) 27: 363-315; Penn: 1953	1	1	1	.500	1975
Chuck Daly (Bloomsburg 1953) 8: 151-62; Penn: 1972-RR, 73, 74, 75	4	3	5	.375	1977
Keith Dambrot (Akron 1982) 26: 529-305; 3 at Akron: 2009, 11, 13; 1 at Duquesne: 24	4	1	4	.200	2024
Roy Danforth (Southern Miss. 1962) 13: 193-161; Syracuse: 1973, 74, 75-4th, 76	4	5	5	.500	1981
Linc Damer (Purdue 1995) 18: 383-197; Green Bay: 2016	1	0	1	.000	2020
Dick Davey (Pacific 1964) 15: 251-190; Santa Clara: 1993, 95, 96	3	2	3	.400	2007
George Davidson (Lafayette 1951) 12: 170-116; Lafayette: 1957	1	0	2	.000	1967
Chick Davies (Duquesne 1934) 21: 314-106; Duquesne: 1940-T3d	1	1	1	.500	1948
Hubert Davis (North Carolina 1992) North Carolina: 2022-2d, 24	2	7	2	.778	Active
Keno Davis (Iowa 1995) 13: 216-198; Drake: 2008	1	0	1	.000	2021
Kermit Davis Jr. (Mississippi St. 1982) 2 at Idaho: 1989, 90; 3 at Middle Tenn.: 2013, 16, 17; 1 at Ole Miss: 19	6	2	6	.250	Active
Mike Davis (Alabama 1983) 24: 412-360; 4 at Indiana: 2001, 02-2d, 03, 06; 1 at UAB: 11; 4 at Texas Southern: 2014, 15, 17, 18	9	8	9	.471	2024
Nathan Davis (Randolph-Macon 1997) Bucknell: 2017, 18	2	0	2	.000	Active
Tom Davis (Wis.-Platteville 1960) 32: 598-355; 2 at Boston College: 1981, 82-RR; 9 at Iowa: 87-RR, 88, 89, 91, 92, 93, 96, 97, 99	11	18	11	.621	2007
Johnny Dawkins (Duke 1986) at 1 at Stanford: 2014-RR; 1 at UCF: 2019	2	3	2	.600	Active
Everett Dean (Indiana 1921) 28: 374-215; Stanford: 1942-CH	1	3	0	1.000	1951
Mike Deane (SUNY Potsdam 1974) 26: 436-334; 1 at Siena: 1989; 2 at Marquette: 96, 97; 1 at Lamar University: 2000	4	2	4	.333	2010
Ed DeChellis (Penn St. 1982) 1 at ETSU: 2003; 1 at Penn St.: 11	2	0	2	.000	Active
Travis DeCuire (Montana 1994) Montana: 2018, 19	2	0	2	.000	Active
Johnny Dee (Notre Dame 1946) 11: 184-105; Notre Dame: 1965, 69, 70, 71	4	2	6	.250	1971
Benny Dees (Wyoming 1958) 12: 197-144; 1 at New Orleans: 1987; 1 at Wyoming: 88	2	1	2	.333	1995
Mike Dement (East Carolina 1976) 25: 331-371; Cornell: 1988	1	0	1	.000	2012
Don DeVoe (Ohio St. 1964) 31: 512-389; 1 at Virginia Tech: 1976; 6 at Tennessee: 79, 80, 81, 82, 83, 89; 3 at Navy: 94, 97, 98	10	5	10	.333	2004
Darian DeVries (UNI 1998) Drake: 2021, 23, 24	3	1	3	.250	Active
Howie Dickenman (Central Conn. St. 1970) 20: 281-311; Central Conn. St.: 2000, 02, 07	3	0	3	.000	2016
James Dickey* (Central Ark. 1976) 14: 217-196; Texas Tech: 1993, 96*	2	2	2	.500	2014
Ed Diddle (Centre 1921) 42: 759-302; Western Ky.: 1940-RR, 60, 62	3	3	4	.429	1964

Coach (Alma Mater) Career Record for Retired Coaches Only, Tourney Teams and Years in Tourney	Yrs	Tournament			Last Year of Career
		W	L	Pct.	
Jamie Dixon (TCU 1987) 10 at Pittsburgh: 2004, 05, 06, 07, 08, 09-RR, 10, 11, 13, 14; 4 at TCU: 18, 22, 23, 24	14	14	14	.500	Active
Matt Doherty (North Carolina 1984) 11: 170-180; North Carolina: 2001	1	1	1	.500	2012
Steve Donahue (Ursinus 1984) 3 at Cornell: 2008, 09, 10; 1 at Penn: 18	4	2	4	.333	Active
Bob Donewald (Hanover 1964) 22: 358-277; 3 at Illinois St.: 1983, 84, 85; 1 at Western Mich.: 98	4	3	4	.429	2000
Don Donoher (Dayton 1954) 25: 437-275; Dayton: 1965, 66, 67-2d, 69, 70, 74, 84-RR, 85	8	11	10	.524	1989
Billy Donovan (Providence 1987) 21: 467-186; Florida: 1999, 2000-2d, 01, 02, 03, 04, 05, 06-CH, 07-CH, 10, 11-RR, 12-RR, 13-RR, 14-T-3d	14	35	12	.745	2015
Eddie Donovan (St. Bonaventure 1950) 8: 139-57; St. Bonaventure: 1961	1	2	1	.667	1961
William Donovan (Loyola Marymount 1950) 8: 107-101; Loyola Marymount: 1961	1	1	1	.500	1961
Joe Dooley (George Washington 1988) 13: 215-177; FGCU: 2016, 17	2	1	2	.333	2022
Duck Dowell [Westminster (MO) 1933] 20: 263-263; Pepperdine: 1962	1	1	1	.500	1968
Bruce Drake (Oklahoma 1929) 17: 200-181; Oklahoma: 1939-T3d, 43-RR, 47-2d	3	4	3	.571	1955
Bryce Drew (Valparaiso 1998) 2 at Valparaiso: 2013, 2015; 2 at Vanderbilt: 16, 17; 3 at Grand Canyon: 21, 23, 24	7	1	7	.125	Active
Homer Drew (William Jewell 1966) 34: 640-427; Valparaiso: 1996, 97, 98, 99, 2000, 02, 04	7	2	7	.222	2011
Scott Drew (Butler 1993) Baylor: 2008, 10-RR, 12-RR, 14-RR, 15, 16, 17, 19, 21-CH, 22, 23, 24	12	20	11	.645	Active
Lefty Driesell (Duke 1954) 42: 800-409; 3 at Davidson: 1966, 68-RR, 69-RR; 8 at Maryland: 73-RR, 75-RR, 80, 81, 83, 84, 85, 86; 1 at James Madison: 94; 1 at Georgia St.: 2001	13	16	14	.533	2003
Matthew Driscoll (Slippery Rock 1992) North Florida: 2015	1	0	1	.000	Active
John Dromo (John Carroll 1939) 4: 80-31; Louisville: 1968	1	1	1	.500	1971
Al Duer (Emporia St. 1929) 9: 176-95; Pepperdine: 1944-RR	1	0	2	.000	1948
Jerry Dunn (George Mason 1980) 8: 117-121; Penn St.: 1996, 2001	2	2	2	.500	2003
John Dunne (Ithaca 1992) Saint Peter's: 2011	1	0	1	.000	Active
Fran Dunphy (La Salle 1970) 9 at Penn: 1993, 94, 95, 99, 2000, 02, 03, 05, 06; 8 at Temple: 08, 09, 10, 11, 12, 13, 16, 19	17	3	17	.150	Active
Randy Dunton [Baptist Bible (MO) 1984] 6: 77-102; Liberty: 2004	1	0	1	.000	2007
Hugh Durham* (Florida St. 1959) 37: 633-429; 3 at Florida St.: 1968, 72-2d, 78; 5 at Georgia: 83-T3d, 85*, 87, 90, 91	8	8	8	.500	2005
Jarrett Durham (Duchesne 1971) 12: 157-183; Robert Morris: 1989, 90, 92	3	0	3	.000	1996
Mick Durham (Montana St. 1979) 16: 246-213; Montana St.: 1996	1	0	1	.000	2006
Brian Dutcher (Minnesota 1982) San Diego St.: 2018, 21, 22, 23-2d, 24	5	7	5	.583	Active
Jim Dutcher (Michigan 1955) 17: 290-196; Minnesota: 1982	1	1	1	.500	1986
Bob Dye (Idaho St. 1962) 21: 373-221; 1 at Cal St. Fullerton: 1978-RR; 3 at Boise St.: 88, 93, 94	4	2	4	.333	1995
Tippy Dye (Ohio St. 1937) 14: 225-132; 1 at Ohio St.: 1950-RR; 2 at Washington: 51-RR, 53-3d	3	6	3	.667	1959
Tommy Joe Eagles (Louisiana Tech 1971) 9: 151-118; Louisiana Tech: 1987, 89	2	1	2	.333	1994
Jimmy Earle (Middle Tenn. 1959) 10: 164-103; Middle Tenn.: 1975, 77	2	0	2	.000	1979
Scott Edgar (Pitt.-Johnstown 1978) 9: 120-134; Murray St.: 1992, 95	2	0	2	.000	2008
Hec Edmundson (Idaho 1909) Washington: 1943-RR	1	0	2	.000	1947
Dick Edwards (Culver-Stockton 1952) Pacific: 1966, 67-RR, 71	3	2	4	.333	1978
George Edwards (Missouri 1913) 20: 181-172; Missouri: 1944-RR	1	1	1	.500	1946
Hank Egan (Navy 1960) 23: 303-312; San Diego: 1987	1	0	1	.000	1994
John Egli (Penn St. 1947) 14: 187-135; Penn St.: 1955, 65	2	1	3	.250	1968
Norm Ellenberger (Butler 1955) 10: 164-98; New Mexico: 1974, 78	2	2	2	.500	1979
Brian Ellerbe* (Rutgers 1985) 7: 59-106; Michigan: 1998*	1	1	1	.500	2001
Cliff Ellis* (Florida St. 1968) 2 at South Ala.: 1979, 80; 3 at Clemson: 87, 89, 90*; 3 at Auburn: 99, 2000, 2 at Coastal Carolina 2014, 15	10	8	10	.444	Active
Andy Enfield (Johns Hopkins 1991) 1 at FGCU: 2013; 5 at Southern California: 16, 17, 21-RR, 22, 23	6	7	6	.538	Active
Dan Engelstad (St. Mary's [MD] 2007) Mount St. Mary's: 2021	1	0	1	.000	Active
Fred Enke (Minnesota 1921) 38: 522-344; Arizona: 1951	1	0	1	.000	1961
Lefty Ervin (La Salle 1968) 7: 119-87; La Salle: 1980, 83	2	1	2	.333	1986
Craig Esherrick (Georgetown 1978) 6: 103-74; Georgetown: 2001	1	2	1	.667	2004
Larry Eustachy (Long Beach St. 1979) 1 at Utah St.: 1998; 2 at Iowa St.: 2000-RR, 01; 1 at Southern Miss.: 12; 1 at Colorado St.: 13	5	4	5	.444	2018
Anthony Evans (St. Thomas Aquinas 1994) 11: 164-188; Norfolk St.: 2012	1	1	1	.500	2018
Bill Evans (Southern Utah 1972) 23: 278-364; Southern Utah: 2001	1	0	1	.000	2019
Jessie Evans* (Eastern Mich. 1972) 11: 163-137; La.-Lafayette: 2000, 04*	2	0	2	.000	2014
John Evans (Idaho 1948) 4: 60-41; Idaho St.: 1960	1	0	1	.000	1963
Paul Evans (Ithaca 1967) 21: 392-208; 2 at Navy: 1985, 86-RR; 5 at Pittsburgh: 87, 88, 89, 91, 93	7	7	7	.500	1994
Rob Evans (New Mexico St. 1968) 14: 205-201; 2 at Ole Miss: 1997, 98; 1 at Arizona St.: 2003	3	1	3	.250	2006
Patrick Ewing (Georgetown 1985) 6: 75-109; Georgetown: 2021	1	0	1	.000	2023
Larry Farmer (UCLA 1973) 12: 166-178; UCLA: 1983	1	0	1	.000	2004
Bob Feerick (Santa Clara 1941) 12: 186-120; Santa Clara: 1952-4th, 53-RR, 54-RR, 60	4	6	6	.500	1962

Coach (Alma Mater) Career Record for Retired Coaches Only, Tourney Teams and Years in Tourney	Yrs	Tournament			Last Year of Career
		W	L	Pct.	
Dennis Felton (Howard 1985) 11: 184-145; 3 at Western Ky.: 2001, 02, 03; 1 at Georgia: 08	4	0	4	.000	2009
George Felton (South Carolina 1975) 5: 87-62; South Carolina: 1989	1	0	1	.000	1991
Jim Ferry (Keene St. 1990) LIU: 2011, 12	2	0	2	.000	Active
Mark Few (Oregon 1987) Gonzaga: 2000, 01, 02, 03, 04, 05, 06, 07, 08, 09, 10, 11, 12, 13, 14, 15-RR, 16, 17-2d, 18, 19-RR, 21-2d, 22, 23-RR, 24	24	43	24	.642	Active
Larry Finch (Memphis 1973) 11: 220-130; Memphis: 1988, 89, 92-RR, 93, 95, 96	6	6	6	.500	1997
Ted Fiore (Seton Hall 1962) 9: 151-110; Saint Peter's: 1991, 95	2	0	2	.000	1995
Steve Fisher#* (Illinois St. 1967) 27: 495-288; 7 at Michigan: 1989-CH, 90, 92-2d*, 93-2d*, 94-RR, 95, 96*; 7 at San Diego St.: 2002, 06, 10, 11, 12, 13, 14-RR, 15	15	26	14	.650	2017
Bill Fitch (Coe 1954) 12: 185-114; Bowling Green: 1968	1	0	1	.000	1970
Dan Fitzgerald (Cal St. L.A. 1965) 15: 251-171; Gonzaga: 1995	1	0	1	.000	1997
Cotton Fitzsimmons (Midwestern St. 1955) 2: 34-20; Kansas St.: 1970	1	1	1	.500	1970
Pat Flannery (Bucknell 1980) 19: 327-222; Bucknell: 2005, 06	2	2	2	.500	2008
Marty Fletcher (Maryland 1973) 19: 246-298; Louisiana: 1992, 94	2	1	2	.333	2001
Bruiser Flint (Saint Joseph's 1987) 20: 331-289; Massachusetts: 1997, 98	2	0	2	.000	2016
John Floyd (Oklahoma St. 1941) 5: 38-82; Texas A&M: 1951	1	0	1	.000	1955
Tim Floyd* (Louisiana Tech 1977) 25: 457-297; 2 at New Orleans: 1991, 93; 3 at Iowa St.: 95, 96, 97; 3 at Southern California: 2007, 08*, 09	8	7	8	.467	2018
Karl Fogel (Colby 1968) 19: 270-249; Northeastern: 1987, 91	2	0	2	.000	2003
Eddie Fogler (North Carolina 1970) 15: 265-197; 2 at Wichita St.: 1987, 88; 2 at Vanderbilt: 91, 93; 2 at South Carolina: 97, 98	6	2	6	.250	2001
Steve Forbes (Southern Ark. 1988) ETSU: 2017	1	0	1	.000	Active
Travis Ford (Kentucky 1994) 27: 482-375; 1 at Eastern Ky.: 2005; 5 at Oklahoma St.: 09, 10, 13, 14, 15; 1 at Saint Louis: 19	7	1	7	.125	2024
Bill C. Foster (Carson-Newman 1958) 30: 532-325; 1 at Clemson: 1980-RR; 1 at Virginia Tech: 96	2	4	2	.667	1997
Bill E. Foster (Elizabethtown 1954) 33: 467-409; Duke: 1978-2d, 79, 80-RR	3	6	3	.667	1993
Bud Foster (Wisconsin 1930) 25: 265-267; Wisconsin: 1941-CH, 47-RR	2	4	1	.800	1959
Pat Foster (Arkansas 1961) 19: 366-203; 2 at Lamar University: 1981, 83; 3 at Houston: 87, 90, 92	5	2	5	.286	1999
Mark Fox (Eastern N.M. 1991) 14: 286-176; 3 at Nevada: 2005, 06, 07; 2 at Georgia: 11, 15	5	1	5	.167	2018
Fran Fraschilla (Brooklyn 1980) 9: 175-100; 2 at Manhattan: 1993, 95; 1 at St. John's (NY): 98	3	1	3	.250	2002
Bill Frieder# (Michigan 1964) 17: 321-197; 4 at Michigan: 1985, 86, 87, 88; 2 at Arizona St.: 91, 95	6	8	6	.571	1997
Jack Friel (Washington St. 1923) 30: 494-377; Washington St.: 1941-2d	1	2d	1	.667	1958
Matt Furjanic (Point Park 1973) 7: 109-95; 2 at Robert Morris: 1982, 83; 1 at Marist: 86	3	1	3	.250	1986
Roger Gaeckler (Gettysburg 1965) 10: 131-124; Hofstra: 1976, 77	2	0	2	.000	1979
Bob Gaillard (San Francisco 1962) 8: 165-57; San Francisco: 1972, 73-RR, 74-RR, 77, 78	5	4	5	.444	1978
Smokey Gaines (LeMoyne-Owen 1963) 10: 159-127; 1 at Detroit Mercy: 1979; 1 at San Diego St.: 85	2	0	2	.000	1987
Jimmy Gales (Alcorn 1963) 7: 84-116; North Texas: 1988	1	0	1	.000	1993
John Gallagher (Saint Joseph's 1999) Hartford: 2021	1	0	1	.000	Active
Eran Ganot (Swarthmore 2003) Hawaii: 2016	1	1	1	.500	Active
Greg Gard (Wis.-Platteville 1995) Wisconsin: 2016, 17, 19, 21, 22, 24	6	6	6	.500	Active
Jack Gardner (Southern California 1932) 28: 486-235; 2 at Kansas St.: 1948-4th, 51-2d; 6 at Utah: 55, 56-RR, 59, 60, 61-4th, 66-4th	8	12	12	.500	1971
Dick Garibaldi (Santa Clara 1957) 8: 137-79; Santa Clara: 1968-RR, 69-RR, 70	3	3	3	.500	1970
Gary Garner (Missouri 1965) 23: 373-296; Southeast Mo. St.: 2000	1	0	1	.000	2006
Dennis Gates (California 2001) 1 at Cleveland St.: 2021; 1 at Missouri: 23	2	1	2	.333	Active
Dino Gaudio (Ohio 1981) Wake Forest: 2009, 10	2	1	2	.333	2010
Dave Gavitt (Dartmouth 1959) 12: 227-117; Providence: 1972, 73-4th, 74, 77, 78	5	5	6	.455	1979
Ray Giacoletti (Minot St. 1985) 1 at Eastern Wash.: 2004; 1 at Utah: 05	2	2	2	.500	2016
John Giannini [North Central (IL) 1984] 29: 505-375; La Salle: 2013	1	3	1	.750	2018
Gene Gibson (Texas Tech 1950) 8: 100-92; Texas Tech: 1962	1	1	2	.333	1969
Slats Gill (Oregon St. 1925) 36: 599-392; Oregon St.: 1947-RR, 49-4th, 55-RR, 62-RR, 63-4th, 64	6	8	8	.500	1964
Pete Gillen (Fairfield 1968) 20: 392-221; 7 at Xavier: 1986, 87, 88, 89, 90, 91, 93; 1 at Providence: 97-RR; 1 at Virginia: 2001	9	8	9	.471	2005
Mike Gillespie (DePaul 1974) 6: 90-94; Florida A&M: 2004, 07	2	1	2	.333	2007
Billy Gillispie (Texas St. 1983) 3 at UTEP: 2004, 06, 07; 1 at Kentucky: 08	4	3	4	.429	Active
Bully Gilstrap (Texas 1922) 3: 43-28; Texas: 1943-T3d	1	1	1	.500	1945
Todd Golden (Saint Mary's [CA] 2008) 1 at San Francisco: 2022; 1 at Florida: 24	2	0	2	.000	Active
Joe Golding (Abilene Christian 1999) Abilene Christian: 2019, 21	2	1	2	.333	Active
Bobby Gonzalez (Buffalo St. 1986) 11: 195-136; Manhattan: 2003, 04	2	1	2	.333	2010
Mark Gottfried (Alabama 1987) 23: 424-291; 2 at Murray St.: 1997, 98; 5 at Alabama: 2002, 03, 04-RR, 05, 06; 4 at NC State: 12, 13, 14, 15-RR	11	10	11	.476	2021
Greg Graham (Oregon 1978) 9: 160-117; Boise St.: 2008	1	0	1	.000	2010
Anthony Grant (Dayton 1987) 2 at VCU: 2007, 09; 1 at Alabama: 12; 1 at Dayton: 24	4	2	4	.333	Active

Coach (Alma Mater) Career Record for Retired Coaches Only, Tourney Teams and Years in Tourney	Yrs	Tournament			Last Year of Career
		W	L	Pct.	
Boyd Grant (Colorado St. 1961) 13: 275-120; 3 at Fresno St.: 1981, 82, 84; 2 at Colorado St.: 89, 90	5	2	5	.286	1991
Earl Grant (Georgia College 2000) Col. of Charleston: 2018	1	0	1	.000	Active
Jared Grasso (Quinnipiac 2002) Bryant: 2022	1	0	1	.000	Active
Jack Gray (Texas 1935) 12: 194-97; Texas: 1939-RR, 47-3d	2	2	3	.400	1951
John Grayson (Oklahoma 1938) 9: 165-82; Idaho St.: 1957, 58, 59	3	4	5	.444	1963
Murray Greason (Wake Forest 1926) 23: 285-244; Wake Forest: 1939-RR, 53	2	1	2	.333	1957
James Green (Ole Miss 1983) 19: 249-315; Mississippi Val.: 2008	1	0	1	.000	2016
Jerry Green (App State 1968) 18: 312-213; 1 at Oregon: 1995; 4 at Tennessee: 98, 99, 2000, 01	5	3	5	.375	2001
Sidney Green (UNLV 1983) 10: 103-181; Fla. Atlantic: 2002	1	0	1	.000	2005
Tom Green (Syracuse 1971) 26: 407-351; Fairleigh Dickinson: 1985, 88, 98, 2005	4	0	4	.000	2009
Brad Greenberg (American 1977) 4: 55-68; Radford: 2009	1	0	1	.000	2011
Seth Greenberg (Fairleigh Dickinson 1978) 22: 283-293; 2 at Long Beach St.: 1993, 95; 1 at Virginia Tech: 2007	3	1	3	.250	2012
Royner Greene (Illinois 1929) 20: 236-216; Cornell: 1954	1	0	2	.000	1967
Hugh Greer (UConn 1926) 17: 286-112; UConn: 1951, 54, 56, 57, 58, 59, 60	7	1	8	.111	1963
Brian Gregory (Oakland 1990) 13: 248-180; Dayton: 2004, 09	2	1	2	.333	2016
Bill Grier (Oregon 1990) 8: 117-144; San Diego: 2008	1	1	1	.500	2015
John Groce (Taylor 1994) 2 at Ohio: 2010, 12; 1 at Illinois: 13; 2 at Akron: 22, 24	5	4	5	.444	Active
Elmer Gross (Penn St. 1942) 5: 80-40; Penn St.: 1952, 54-3d	2	4	3	.571	1954
Marc Guley (Syracuse 1936) 12: 136-129; Syracuse: 1957-RR	1	2	1	.667	1962
Bill Guthridge (Kansas St. 1963) 3: 80-28; North Carolina: 1998-T3d, 99, 2000-T3d	3	8	3	.727	2000
Jerod Haase (Kansas 1997) 1 at UAB: 2015	1	1	1	.500	Active
Frank Haith (Elon 1988) 18: 320-237; 1 at Miami (FL): 2008; 2 at Missouri: 12, 13; 1 at Tulsa: 16	4	1	4	.200	2022
Bruce Hale (Santa Clara 1941) 16: 246-164; Miami (FL): 1960	1	0	1	.000	1973
Joe B. Hall (Kentucky 1955) 19: 373-156; Kentucky: 1973-RR, 75-2d, 77-RR, 78-CH, 80, 81, 82, 83-RR, 84-T3d, 85	10	20	9	.690	1985
Leonard Hamilton (UT Martin 1971) 3 at Miami (FL): 1998, 99, 2000; 8 at Florida St.: 09, 10, 11, 12, 17, 18-RR, 19, 21	11	14	11	.560	Active
Brian Hammel (Bentley 1975) 16: 208-208; Northern Ill.: 1996	1	0	1	.000	2001
Paul Hansen (Oklahoma City 1950) 13: 189-168; Oklahoma St.: 1983	1	0	1	.000	1986
Penny Hardaway (Memphis 2003) Memphis: 2022, 23	1	1	2	.300	Active
Jim Harding (Iowa 1949) 9: 147-71; 1 at Loyola (LA): 1958; 1 at La Salle: 68	2	0	2	.000	1973
Dick Harp (Kansas 1940) 10: 141-105; Kansas: 1957-2d, 60-RR	2	4	2	.667	1964
Ray Harper (Ky. Wesleyan 1985) 2 at Western Ky.: 2012, 13; 2 at Jacksonville St.: 17, 22	4	1	4	.200	Active
Jim Harrick* [Charleston (WV) 1960] 23: 470-233; 4 at Pepperdine: 1982, 83, 85, 86; 8 at UCLA: 89, 90, 91, 92-RR, 93, 94, 95-CH, 96; 2 at Rhode Island: 98, 99; 2 at Georgia: 2001, 02*	16	18	15	.545	2003
Marv Harshman (Pacific Lutheran 1942) 40: 637-444; Washington: 1976, 84, 85	3	2	3	.400	1986
Dick Harter (Penn 1953) 18: 296-195; Penn: 1970, 71-RR	2	2	2	.500	1983
Jack Hartman (Oklahoma St. 1949) 24: 439-233; Kansas St.: 1972-RR, 73-RR, 75-RR, 77, 80, 81-RR, 82	7	11	7	.611	1986
Clem Haskins* (Western Ky. 1967) 19: 336-236; 2 at Western Ky.: 1981, 86; 6 at Minnesota: 89, 90-RR, 94*, 95*, 97-T3d*, 99	8	11	8	.579	1999
Don Haskins (Oklahoma St. 1953) 38: 719-353; UTEP: 1963, 64, 66-CH, 67, 70, 75, 84, 85, 86, 87, 88, 89, 90, 92	14	14	13	.519	1999
Ray Haskins (Shaw 1972) 4: 60-56; LIU: 1997	1	0	1	.000	1998
Steve Hawkins (South Ala. 1987) 26: 428-373; Western Mich.: 2004, 14	2	0	2	.000	2020
Doc Hayes (North Texas 1927) 20: 298-191; SMU: 1955, 56-4th, 57, 65, 66, 67-RR	6	7	8	.467	1967
Ken Hayes (Northeastern St. 1956) 15: 236-158; New Mexico St.: 1979	1	0	1	.000	1983
Jim Hayford (Azusa Pacific 1990) 22: 424-230; Eastern Wash.: 2015	1	0	1	.000	2021
Walt Hazzard (UCLA 1964) 6: 120-61; UCLA: 1987	1	1	1	.500	1988
Stan Heath (Eastern Mich. 1988) 1 at Kent St.: 2002-RR; 2 at Arkansas: 06, 07; 1 at South Fla.: 12	4	5	4	.556	Active
Jud Heathcote (Washington St. 1950) 24: 417-275; 1 at Montana: 1975; 9 at Michigan St.: 78-RR, 79-CH, 85, 86, 90, 91, 92, 94, 95	10	15	10	.600	1995
Darrell Hedric [Miami (OH) 1955] 14: 216-157; Miami (OH): 1971, 73, 78, 84	4	1	4	.200	1984
Mike Heideman (Wis.-La Crosse 1971) 11: 176-120; Green Bay: 1996	1	0	1	.000	2002
Bill Henderson (Howard Payne 1925) 18: 201-232; Baylor: 1946-RR, 48-2d, 50-4th	3	3	5	.375	1961
Eric Henderson (Wayne St. [NE] 2000) South Dakota St.: 2022, 24	2	0	2	.000	Active
Mitch Henderson (Princeton 1998) Princeton: 2017, 23	2	2	2	.500	Active
Lou Henson (New Mexico St. 1955) 41: 779-412; 12 at Illinois: 81, 83, 84-RR, 85, 86, 87, 88, 89-T3d, 90, 93, 94, 95; 7 at New Mexico St.: 1967, 68, 69, 70-3d, 71, 75, 99	19	19	20	.487	2005
Greg Herenda (Merrimack 1983) 15: 210-232; Fairleigh Dickinson: 2016, 19	2	1	2	.333	2022
Rich Herrin (McKendree 1956) 13: 225-176; Southern Ill.: 1993, 94, 95	3	0	3	.000	1998
Bill Herrion (Merrimack 1981) 32: 464-472; Drexel: 1994, 95, 96	3	1	3	.250	2023
Pete Herrmann (SUNY Geneseo 1970) 7: 66-119; Navy: 1987	1	0	1	.000	2009

Coach (Alma Mater) Career Record for Retired Coaches Only, Tourney Teams and Years in Tourney	Yrs	Tournament			Last Year of Career
		W	L	Pct.	
Paul Hewitt (St. John Fisher 1985) 18: 321-251; 1 at Siena: 1999; 5 at Georgia Tech: 2001, 04-2d, 05, 07, 10	6	7	6	.538	2015
Eddie Hickey (Creighton 1927) 26: 435-231; 1 at Creighton: 1941-RR; 2 at Saint Louis: 52-RR, 57; 2 at Marquette: 59, 61	5	3	7	.300	1964
Peck Hickman (Western Ky. 1935) 23: 443-183; Louisville: 1951, 59-4th, 61, 64, 67	5	5	7	.417	1967
Ed Hickox (Ohio Wesleyan 1905) 18: 241-100; Springfield: 1940-RR	1	0	1	.000	1947
B.J. Hill* (Grand View 1996) 6: 86-98; Northern Colo.: 2011*	1	0	1	.000	2016
Tony Hinkle (Chicago 1921) 41: 560-392; Butler: 1962	1	2	1	.667	1970
David Hobbs (VCU 1971) 6: 110-76; Alabama: 1994, 95	2	2	2	.500	1998
Karl Hobbs (UConn 1985) 10: 166-129; George Washington: 2005, 06, 07	3	1	3	.250	2011
Howard Hobson (Oregon 1926) 23: 400-257; 1 at Oregon: 1939-CH, 1 at Yale: 49-RR	2	3	2	.600	1956
Bill Hodges [Marian (IN) 1970] 15: 239-208; Indiana St.: 1979-2d	1	4	1	.800	1997
Bob Hoffman (Oklahoma Baptist 1979) 25: 519-321; Mercer: 2014	1	1	1	.500	2019
Fred Hoiberg (Iowa St. 1995) 4 at Iowa St.: 2012, 13, 14-RR, 15; 1 at Nebraska: 24	5	4	5	.444	Active
Eddie Holbrook (Lenoir-Rhyne 1962) 13: 283-89; Furman: 1980	1	0	1	.000	1982
Brad Holland (UCLA 1979) 15: 223-207; San Diego: 2003	1	0	1	.000	2007
Terry Holland (Davidson 1964) 21: 418-216; 1 at Davidson: 1970; 9 at Virginia: 76, 81-3d, 82, 83-RR, 84-T3d, 86, 87, 89-RR, 90	10	15	10	.600	1990
Shaheen Holloway (Seton Hall 2000) 1 at Saint Peter's: 2022-RR	1	3	1	.750	Active
Nat Holman (Savage School of Phys. Ed. 1917) 37: 423-190; CCNY: 1947-4th, 50-CH	2	4	2	.667	1960
Don Holst (Northern Mont. 1975) 4: 57-56; Montana: 2002	1	0	1	.000	2002
Chris Holtmann [Taylor (IN) 1994] 3 at Butler: 2015, 16, 17; 4 at Ohio St.: 18, 19, 21, 22	7	7	7	.500	Active
Mike Hopkins (Syracuse 1993) Washington: 2019	1	1	1	.500	Active
Phil Hopkins (Gardner-Webb 1972) 5: 65-76; Western Caro.: 1996	1	0	1	.000	2000
Robert Hopkins (Grambling 1956) 16: 256-166; Southern U.: 1985	1	0	1	.000	1992
Darrin Horn (Western Ky. 1995) 1 at Western Ky.: 2008; 1 at Northern Ky.: 23	2	2	2	.500	Active
Juwan Howard (Michigan 1995) Michigan: 2021-RR, 22	2	5	2	.714	Active
Ben Howland (Weber St. 1980) 26: 518-304; 1 at Northern Ariz.: 1998; 2 at Pittsburgh: 2002, 03; 7 at UCLA: 05, 06-2d, 07-T3d, 08-T3d, 09, 11, 13; 1 at Mississippi St.: 2019	11	19	11	.633	2022
Ricky Huckabay* (Louisiana Tech 1967) 6: 129-58; Marshall: 1984, 85, 87*	3	0	3	.000	1989
Bob Huggins (West Virginia 1977) 41: 935-414; 1 at Akron: 1986; 14 at Cincinnati: 92-T3d, 93-RR, 94, 95, 96-RR, 97, 98, 99, 2000, 01, 02, 03, 04, 05; 11 at West Virginia: 08, 09, 10-T3d, 11, 12, 15-RR, 16, 17, 18, 21, 23	26	34	26	.567	2023
Dick Hunsaker (Weber St. 1977) 8: 166-73; Ball St.: 1990, 93	2	2	2	.500	2001
Larry Hunter (Ohio 1971) 38: 702-453; Ohio: 1994	1	0	1	.000	2018
Ron Hunter [Miami (OH) 1986] 1 at IUPUI: 2003; 3 at Georgia St.: 2015, 18, 19	4	1	4	.200	Active
Bobby Hurley (Duke 1993) 1 at Buffalo: 2015; 3 at Arizona St.: 2018, 19, 23	4	1	4	.200	Active
Dan Hurley (Seton Hall 1996) 2 at Rhode Island: 2017, 18; 4 at UConn: 21, 22, 23-CH, 24-CH	6	14	4	.778	Active
Bobby Hussey (App State 1962) 20: 311-269; Davidson: 1986	1	0	1	.000	1999
Whack Hyder (Georgia Tech 1937) 22: 292-271; Georgia Tech: 1960-RR	1	1	1	.500	1973
Clarence Iba (Okla. Panhandle 1936) 11: 137-147; Tulsa: 1955	1	1	1	.500	1960
Gene Iba (Tulsa 1963) 1 at Houston Baptist: 1984; 1 at Baylor: 88	2	0	2	.000	2010
Henry Iba [Westminster (MO) 1931] 41: 767-338; Oklahoma St.: 1945-CH, 46-CH, 49-2d, 51-4th, 53-RR, 54-RR, 58-RR, 65-RR	8	15	7	.682	1970
Moe Iba (Oklahoma St. 1962) 17: 239-244; Nebraska: 1986	1	0	1	.000	1994
Martin Iglesby (Notre Dame 2001) Delaware: 2022	1	0	1	.000	Active
George Ireland (Notre Dame 1936) 24: 318-255; Loyola Chicago: 1963-CH, 64, 66, 68	4	7	3	.700	1975
George Ivory* (Mississippi Val. 1988) Ark.-Pine Bluff: 2010*	1	1	1	.500	Active
Tom Izzo (Northern Mich. 1977) Michigan St.: 1998, 99-T3d, 2000-CH, 01-T3d, 02, 03-RR, 04, 05-T3d, 06, 07, 08, 09-2d, 10-T3d, 11, 12, 13, 14-RR, 15-T3d, 16, 17, 18, 19-T3d, 21, 22, 23, 24	26	56	25	.691	Active
Donte Jackson (Central St. [OH] 2003) Grambling: 2024	1	1	1	.500	Active
Greg Jackson (St. Paul's 1982) 23: 363-293; Delaware St.: 2005	1	0	1	.000	2014
Lewis Jackson (Alabama St. 1984) 15: 207-262; Alabama St.: 2009, 11	2	0	2	.000	2020
Stu Jackson (Seattle U. 1978) 2: 32-25; Wisconsin: 1994	1	1	1	.500	1994
Ron Jacobs* (Southern California 1964) 1: 14-13; Loyola Marymount: 1980*	1	0	1	.000	1980
Ben Jacobson (North Dakota 1994) UNI: 2009, 10, 15, 16	4	4	4	.500	Active
Tim Jankovich (Kansas St. 1982) 16: 282-185; SMU: 2017	1	0	1	.000	2022
Chris Jans (Loras 1991) 3 at New Mexico St.: 2018, 19, 22; 2 at Mississippi St.: 2023, 24	5	1	5	.167	Active
Mike Jarvis* (Northeastern 1968) 25: 397-313; 2 at Boston U.: 1988, 90; 4 at George Washington: 93, 94, 96, 98; 3 at St. John's (NY): 99-RR, 2000, 02*	9	7	9	.438	2014
Rob Jeter (Wis.-Platteville 1991) Milwaukee: 2006, 2014	2	1	2	.333	Active
Ben Jobe (Fisk 1956) 31: 524-333; Southern U.: 1987, 88, 89, 93	4	1	4	.200	2003
Maurice John (Central Mo. 1941) 16: 243-156; Drake: 1969-3d, 70-RR, 71-RR	3	5	3	.625	1974

Coach (Alma Mater) Career Record for Retired Coaches Only, Tourney Teams and Years in Tourney	Yrs	Tournament			Last Year of Career
		W	L	Pct.	
Avery Johnson (Southern U. 1988) 4: 75-62; Alabama: 2018	1	1	1	.500	2019
Phil Johnson (Utah St. 1953) 3: 68-16; Weber St.: 1969, 70, 71	3	2	3	.400	1971
Sydney Johnson (Princeton 1997) 12: 182-200; Princeton: 2011	1	0	1	.000	2019
Trent Johnson (Boise St. 1983) 1 at Nevada: 2004; 3 at Stanford: 05, 07, 08; 1 at LSU: 09	5	5	5	.500	Active
Brian Jones (UNI 1994) 14: 192-222; North Dakota: 2017	1	0	1	.000	2022
Donnie Jones (Pikeville 1988) Stetson: 2024	1	0	1	.000	Active
Dwight Jones (Pepperdine 1965) 4: 70-40; Long Beach St.: 1977	1	0	1	.000	1978
James Jones [Albany (NY) 1986] Yale: 2016, 19, 22, 24	4	2	4	.333	Active
Jeff Jones (Virginia 1982) 32: 560-418; 5 at Virginia: 1991, 93, 94, 95-RR, 97; 2 at American: 2008, 09; 1 at Old Dominion: 19	8	6	8	.429	2024
Johnny Jones (LSU 1985) 2 at North Texas: 2007, 10; 1 at LSU: 15; 3 at Texas Southern: 21, 22, 23	6	2	6	.250	Active
Mike Jones (Howard 1990) Radford: 2018	1	1	1	.500	Active
Robert Jones (SUNY New Paltz 2002) Norfolk St.: 2021, 22	2	1	2	.333	Active
John Jordan (Notre Dame 1935) 14: 214-145; Notre Dame: 1953-RR, 54-RR, 57, 58-RR, 60, 63	6	8	6	.571	1964
LaVall Jordan (Butler 2001) 6: 94-98; Butler: 2018	1	1	1	.500	2022
Edward Joyner Jr. (Johnson C. Smith 1995) Hampton: 2011, 15, 16	3	1	3	.250	Active
Ed Jucker (Cincinnati 1940) 17: 266-109; Cincinnati: 1961-CH, 62-CH, 63-2d	3	11	1	.917	1977
Doggie Julian (Bucknell 1923) 32: 388-358; 2 at Holy Cross: 1947-CH, 48-3d; 3 at Dartmouth: 56, 58-RR, 59	5	9	4	.692	1967
Greg Kampe (Bowling Green 1978) Oakland: 2005, 10, 11, 24	4	2	4	.333	Active
Danny Kaspar (North Texas 1978) 29: 584-302; SFA: 2009	1	0	1	.000	2020
Gene Keady* (Kansas St. 1958) 27: 531-306; 1 at Western Ky.: 1980; 17 at Purdue: 83, 84, 85, 86, 87, 88, 90, 91, 93, 94-RR, 95, 96*, 97, 98, 99, 2000-RR, 03	18	19	18	.514	2005
Kevin Keatts (Ferrum 1995) 2 at UNCW: 2016, 17; 3 at NC State: 18, 23, 24-T3d	5	4	5	.444	Active
Kyle Keller (Oklahoma St. 1990) SFA: 2016*, 18*	2	1	2	.333	Active
Derek Kellogg (Massachusetts 1995) 14: 183-211; 1 at Massachusetts: 2014; 1 at LIU: 2018	2	0	2	.000	2022
Lake Kelly* (Georgia Tech 1956) 13: 218-144; Austin Peay: 1973*, 74, 87	3	2	4	.333	1990
Pat Kelsey (Xavier 1998) 2 at Winthrop: 2017, 21; 2 at Col. of Charleston: 23, 24	4	0	4	.000	Active
Andy Kennedy (UAB 1991) 2 at Ole Miss: 2013, 15; 2 at UAB: 22, 24	4	2	4	.333	Active
Billy Kennedy (Southeastern La. 1986) 21: 362-295; 1 at Southeastern La.: 2005; 1 at Murray St.: 10; 2 at Texas A&M: 16, 18	4	5	4	.556	2019
Pat Kennedy [King's (PA) 1976] 31: 487-455; 2 at Iona: 1984, 85; 5 at Florida St.: 88, 89, 91, 92, 93-RR; 1 at DePaul: 2000	8	6	8	.429	2011
Ernie Kent (Oregon 1977) 19: 325-253; 1 at Saint Mary's (CA): 1997; 5 at Oregon: 2000, 02-RR, 03, 07-RR, 08	6	6	6	.500	2010
Dustin Kerns (Clemson 2002) App State: 2021	1	0	1	.000	Active
Frank Kerns (Alabama 1957) 22: 381-210; Ga. Southern: 1983, 87, 92	3	0	3	.000	1995
Matt Kilcullen (Lehman 1976) 20: 219-332; Western Ky.: 1995	1	1	1	.500	2009
Jim Killingsworth (Northeastern St. 1948) 16: 261-191; 2 at Idaho St.: 1974, 77-RR; 1 at TCU: 87	3	3	3	.500	1987
Bob King (Iowa 1947) 13: 236-113; New Mexico: 1968	1	0	2	.000	1978
George King [Charleston (WV) 1950] 13: 223-119; 3 at West Virginia: 1962, 63, 65; 1 at Purdue: 69-2d	4	5	4	.556	1972
Dana Kirk* (Marshall 1960) 15: 281-131; Memphis: 1982*, 83*, 84*, 85-T3d*, 86*	5	9	5	.643	1986
Bob Knight (Ohio St. 1962) 42: 902-371; 24 at Indiana: 1973-3d, 75-RR, 76-CH, 78, 80, 81-CH, 82, 83, 84-RR, 86, 87-CH, 88, 89, 90, 91, 92-T3d, 93-RR, 94, 95, 96, 97, 98, 99, 2000; 4 at Texas Tech: 02, 04, 05, 07	28	45	25	.643	2008
Pat Knight (Indiana 1995) 7: 79-123; Lamar University: 2012	1	0	1	.000	2014
Don Knodel [Miami (OH) 1953] 8: 77-126; Rice: 1970	1	0	1	.000	1974
Brad Korn (Southern Ill. 2004) Southeast Mo. St.: 2023	1	0	1	.000	Active
Jack Kraft* (Saint Joseph's 1942) 20: 341-183; 6 at Villanova: 1962-RR, 64, 69, 70-RR, 71-2d*, 72; 1 at Rhode Island: 78	7	11	8	.579	1981
John Kresse [St. John's (NY) 1964] 23: 560-143; Col. of Charleston: 1994, 97, 98, 99	4	1	4	.200	2002
Lon Kruger (Kansas St. 1974) 35: 674-432; at Kansas St.: 1987, 88-RR, 89, 90; 2 at Florida: 94-T3d, 95; 3 at Illinois: 97, 98, 2000; 4 at UNLV: 07, 08, 10, 11; 7 at Oklahoma: 13, 14, 15-RR, 16-T3d, 18, 19, 21	20	22	20	.524	2021
Larry Krystkowiak (Montana 1996) 12: 225-159; 2 at Montana: 2005, 06; 2 at Utah 2015-RR, 16	4	4	4	.500	2021
Mike Krzyzewski (Army 1969) 47: 1,202-368; Duke: 1984, 85, 86-2d, 87, 88-T3d, 89-T3d, 90-2d, 91-CH, 92-CH, 93, 94-2d, 96, 97, 98-RR, 99-2d, 2000, 01-CH, 02, 03, 04-T3d, 05, 06, 07, 08, 09, 10-CH, 11, 12, 13-RR, 14, 15-CH, 16, 17, 18-RR, 19-RR, 22-T3d	36	101	31	.765	2022
Eugene Lambert (Arkansas 1929) 18: 264-190; 2 at Arkansas: 1945-T3d, 49-RR; 2 at Memphis: 55, 56	4	2	4	.333	1960
Paul Lambert (William Jewell 1956) 15: 227-160; Southern Ill.: 1977	1	1	1	.500	1978
Bill Lange (Wittenberg 1921) 18: 219-134; North Carolina: 1941-RR	1	0	2	.000	1944
Matt Langel (Penn 2000) Colgate: 2019, 21, 22, 23, 24	5	0	5	.000	Active
Rob Lanier (St. Bonaventure 1990) 1 at Siena: 2002; 1 at Georgia St.: 22	2	1	2	.333	Active
Greg Lansing (South Dakota 1990) 11: 181-164; Indiana St.: 2011	1	0	1	.000	2021
Joe Lapchick (No College) 20: 335-129; St. John's (NY): 1961	1	0	1	.000	1965

Coach (Alma Mater) Career Record for Retired Coaches Only, Tourney Teams and Years in Tourney	Yrs	Tournament			Last Year of Career
		W	L	Pct.	
Steve Lappas (CCNY 1977) 17: 280-237; Villanova: 1995, 96, 97, 99	4	2	4	.333	2005
Jim Larranaga (Providence 1971) 5 at George Mason: 1999, 2001, 06-T3d, 08, 11; 6 at Miami (FL): 13, 16, 17, 18, 22-RR, 23-T3d	11	16	11	.593	Active
Robert Laughlin (Morehead St. 1937) 12: 166-119; Morehead St.: 1956, 57, 61	3	3	4	.429	1965
Steve Lavin* (Chapman 1988) 12: 226-132; 6 at UCLA: 1997-RR, 98, 99*, 2000, 01, 02; 1 at St. John's (NY): 11	8	11	8	.578	2015
John Lawther [Westminster (PA) 1919] 13: 153-93; Penn St.: 1942-RR	1	1	1	.500	1949
Frank Layden (Niagara 1955) 10: 135-121; Niagara: 1970	1	1	2	.333	1976
Dale Layer (Eckerd 1979) 22: 352-307; 1 at Colorado St.: 2003; 1 at Liberty: 13	2	0	2	.000	2015
Bebe Lee (Stanford 1938) 9: 92-119; Colorado: 1954, 55-3d	2	3	3	.500	1956
Billy Lee (Barton 1971) 25: 337-374; Campbell: 1992	1	0	1	.000	2003
Robert Lee* (Nicholls St. 1991) 6: 63-99; Louisiana: 2005*	1	0	1	.000	2010
Roy Leenig [Trinity (CT) 1942] 6: 104-48; Holy Cross: 1956	1	0	1	.000	1961
Alan LeForce (Cumberland 1957) 15: 238-160; ETSU: 1991, 92	2	1	2	.333	1996
Shantay Legans (Fresno St. 2004) Eastern Wash.: 2021	1	0	1	.000	Active
Dave Leitao (Northeastern 1983) 15: 212-241; 1 at DePaul: 2004; 1 at Virginia: 07	2	2	2	.500	2021
Abe Lemons (Oklahoma City 1949) 34: 597-344; 7 at Oklahoma City: 1956-RR, 57-RR, 63, 64, 65, 66, 73; 1 at Texas: 79	8	7	9	.438	1990
Jim Les (Bradley 1986) 1 at Bradley: 2006; 1 at UC Davis: 17	2	3	2	.600	Active
Fred Lewis (Eastern Ky. 1946) 13: 208-125; Syracuse: 1966-RR	1	1	1	.500	1985
Guy Lewis (Houston 1947) 30: 592-279; Houston: 1961, 65, 66, 67-3d, 68-4th, 70, 71, 72, 73, 78, 81, 82-T3d, 83-2d, 84-2d	14	26	18	.591	1986
Todd Lickliter (Butler 1979) 12: 184-172; Butler: 2003, 07	2	4	2	.667	2022
Jeff Linder (Western Colo. 2000) Wyoming: 2022	1	0	1	.000	Active
Craig Littlepage (Penn 1973) 6: 63-102; Penn: 1985	1	0	1	.000	1988
Harry Litwack (Temple 1930) 21: 373-193; Temple: 1956-3d, 58-3d, 64, 67, 70, 72	6	7	6	.538	1973
Paul Lizzo (Northwest Mo. St. 1963) 24: 296-353; LIU: 1981, 84	2	0	2	.000	1995
Tommy Lloyd (Whitman 1998) Arizona: 2022, 23, 24	3	4	3	.571	Active
Tates Locke (Ohio Wesleyan 1959) 19: 255-254; 1 at Miami (OH): 1969; 1 at Jacksonville: 79	2	1	3	.250	1994
Ken Loeffler (Penn St. 1924) 22: 310-198; La Salle: 1954-CH, 55-2d	2	9	1	.900	1957
Matt Logie (Lehigh 2003) Montana St.: 2024	1	0	1	.000	Active
Mike Lonergan (Catholic 1988) 23: 474-226; Vermont: 2010; George Washington 2014	2	0	2	.000	2016
John Long (Catholic 1928) 1: 17-7; Catholic: 1944-RR	1	0	2	.000	1944
Dave Loos (Memphis 1970) 27: 420-410; Austin Peay: 1996, 2003, 08, 16	4	0	4	.000	2017
Chris Lowery (Southern Ill. 1995) 8: 145-116; Southern Ill.: 2005, 06, 07	3	3	3	.500	2012
Jerry Loyd (LeTourneau 1976) 5: 72-73; Louisiana Tech: 1991	1	0	1	.000	1994
Cal Luther (Valparaiso 1951) 38: 494-462; Murray St.: 1964, 69	2	0	2	.000	1999
Bob Lutz (Charlotte 1980) 21: 398-247; Charlotte: 1999, 2001, 02, 04, 05	5	2	5	.286	2010
Steve Lutz (Texas Lutheran 1995) 2 at A&M-Corpus Christi: 2022, 23; 1 at Western Ky.: 24	3	1	3	.250	Active
Jim Lynam (Saint Joseph's 1964) 10: 158-118; Saint Joseph's: 1981-RR	1	3	1	.750	1981
Nick Macarchuk (Fairfield 1963) 28: 374-428; Fordham: 1992	1	0	1	.000	2005
Chris Mack (Xavier 1992) 8 at Xavier: 2010, 11, 12, 14, 15, 16, 17-RR, 18; 1 at Louisville: 19	9	11	9	.550	Active
Kevin Mackey (St. Anselm 1967) 7: 144-67; Cleveland St.: 1986	1	2	1	.667	1990
Don Maestri (Southern Miss. 1968) 31: 502-402; Troy: 2003	1	0	1	.000	2013
Dave Magarity [Saint Francis (PA) 1974] 23: 313-355; Marist: 1987	1	0	1	.000	2004
Brian Mahoney (Manhattan 1971) 7: 72-120; St. John's (NY): 1993	1	1	1	.500	1996
Rick Majerus (Marquette 1970) 25: 517-216; 1 at Ball St.: 1989; 10 at Utah: 91, 93, 95, 96, 97-RR, 98-2d, 99, 2000, 02, 03; 1 at Saint Louis: 12	12	19	12	.613	2012
Danny Manning (Kansas 1988) 8: 116-140; 1 at Tulsa: 2014; 1 at Wake Forest: 17	2	0	2	.000	2020
Red Manning (Duquesne 1951) 16: 247-138; Duquesne: 1969, 71	2	2	2	.500	1974
Press Maravich (Davis & Elkins 1941) 20: 232-279; NC State: 1965	1	1	1	.500	1975
Clair Markey# (Seattle U. 1963) 1: 0-1; Seattle U.: 1963	1	0	1	.000	1963
Bob Marlin (Mississippi St. 1981) 2 at Sam Houston St.: 2003, 10; 2 at Louisiana 2014, 23	4	0	4	.000	Active
Rinso Marquette (Lebanon Valley 1948) 8: 98-74; Lebanon Valley: 1953	1	1	2	.333	1960
Gregg Marshall (Randolph-Macon 1985) 22: 525-204; 7 at Winthrop: 1999, 2000, 01, 02, 05, 06, 07; 7 at Wichita St.: 12, 13-T3d, 14, 15-RR, 16, 17, 18	14	11	14	.440	2020
Phil Martelli (Widener 1976) 24: 444-328; Saint Joseph's: 1997, 2001, 03, 04-RR, 08, 14, 16	7	7	7	.500	2019
Cuonzo Martin (Purdue 1995) 14: 264-198; 1 at Tennessee: 2014-RR; 1 at California: 16; 2 at Missouri: 18, 21	4	3	4	.429	2022
Donald Martin (Georgetown 1941) 9: 109-102; Boston College: 1958	1	0	1	.000	1962
Frank Martin (FIU 1993) 4 at Kansas St.: 2008, 10-RR, 11, 12; 1 at South Carolina: 17-T3d	5	10	5	.667	Active
Wayne Martin (Morehead St. 1968) 13: 216-153; Morehead St.: 1983, 84	2	1	2	.333	1987
Steve Masiello (Kentucky 2000) 11: 132-177; 2 at Manhattan: 2014, 15	2	0	2	.000	2022

Coach (Alma Mater) Career Record for Retired Coaches Only, Tourney Teams and Years in Tourney	Yrs	Tournament			Last Year of Career
		W	L	Pct.	
Bashir Mason (Drexel 2007) Saint Peter's: 2024	1	0	1	.000	Active
Joel Mason (Western Mich. 1936) 18: 186-173; Wayne St. (MI): 1956	1	1	2	.333	1966
Rollie Massimino (Vermont 1956) Villanova: 1978-RR, 80, 81, 82-RR, 83-RR, 84, 85-CH, 86, 88-RR, 90, 91	11	20	10	.667	2017
Phil Mathews (UC Irvine 1972) 9: 139-123; San Francisco: 1998	1	0	1	.000	2004
Thad Matta (Butler 1990) 1 at Butler: 2001; 3 at Xavier: 02, 03, 04-RR; 9 at Ohio St.: 06, 07-2d, 09, 10, 11, 12-T3d, 13-RR, 14, 15	13	24	13	.649	Active
Dusty May (Indiana 2000) Fla. Atlantic: 2023-T3d, 24	2	4	2	.667	Active
Paul McBrayer (Kentucky 1930) 16: 212-141; Eastern Ky.: 1953, 59	2	0	2	.000	1962
Jim McCafferty [Loyola (LA) 1942] 10: 132-117; 2 at Loyola (LA): 1954, 57; 1 at Xavier: 61	3	0	3	.000	1962
Fran McCaffery (Penn 1982) 1 at Lehigh: 1988; 1 at UNCG: 2001; 3 at Siena: 08, 09, 10; 7 at Iowa 2014, 15, 16, 19, 21, 22, 23	12	6	12	.333	Active
Matt McCall (Florida 2004) 7: 96-100; Chattanooga: 2016	1	0	1	.000	2022
Ray McCallum (Ball St. 1983) 19: 300-281; 2 at Ball St.: 1995, 2000; 1 at Detroit Mercy: 12	3	0	3	.000	2016
Jake McCandless# (Princeton 1951) 1: 13-10; Princeton: 1961	1	1	2	.333	1962
Babe McCarthy (Mississippi St. 1949) 11: 175-103; Mississippi St.: 1963	1	1	1	.500	1967
Mack McCarthy (Virginia Tech 1974) 19: 343-234; Chattanooga: 1988, 93, 94, 95, 97	5	2	5	.286	2010
Neil McCarthy* (Sacramento St. 1965) 22: 431-216; 4 at Weber St.: 1978, 79, 80, 83; 5 at New Mexico St.: 90, 91, 92*, 93*, 94*	9	4	9	.308	1997
George McCarty (New Mexico St. 1950) 4: 60-51; New Mexico St.: 1952	1	0	2	.000	1953
Grant McCasland (Baylor 1999) 1 at North Texas: 2021; 1 at Texas Tech: 24	2	0	2	.000	Active
Steve McClain (Chadron St. 1984) 14: 233-208; Wyoming: 2002	1	1	1	.500	2020
Mike McConathy (Louisiana Tech 1977) 23: 330-377; Northwestern St.: 2001, 06, 13	3	2	3	.400	2022
Branch McCracken (Indiana 1930) 32: 450-231; Indiana: 1940-CH, 53-CH, 54, 58	4	9	2	.818	1965
Greg McDermott (UNI 1988) 3 at UNI: 2004, 05, 06; 9 at Creighton: 12, 13, 14, 17, 18, 21, 22, 23-RR, 24	12	11	12	.478	Active
Nick McDevitt (UNC Asheville 2001) UNC Asheville: 2016	1	0	1	.000	Active
Ken McDonald (Providence 1992) 4: 67-49; Western Ky.: 2009	1	1	1	.500	2012
John McDougal (Evansville 1950) 10: 136-141; Northern Ill.: 1982	1	0	1	.000	1986
Al McGuire [St. John's (NY) 1951] 20: 405-143; Marquette: 1968, 69-RR, 71, 72, 73, 74-2d, 75, 76-RR, 77-CH	9	20	9	.690	1977
Frank McGuire [St. John's (NY) 1936] 30: 550-235; 2 at St. John's (NY): 1951-RR, 52-2d; 2 at North Carolina: 57-CH, 59; 4 at South Carolina: 1971, 72, 73, 74	8	14	8	.636	1980
Ritchie McKay (Seattle Pacific 1987) 1 at New Mexico: 2005; 2 at Liberty: 2019, 21	3	1	3	.250	Active
Bob McKillop (Hofstra 1972) 33: 634-381; Davidson: 1998, 2002, 06, 07, 08-RR, 12, 13, 15, 18, 22	10	3	10	.231	2022
Bones McKinney (North Carolina 1946) 8: 122-94; Wake Forest: 1961-RR, 62-3d	2	6	2	.750	1965
Jack McKinney (Saint Joseph's 1957) 9: 164-83; Saint Joseph's: 1969, 71, 73, 74	4	0	4	.000	1974
Art McLarney (Washington St. 1932) 3: 53-36; Washington: 1948-RR	1	1	1	.500	1950
Matt McMahan (App State 2000) 3 at Murray St.: 2018, 19, 22	3	2	3	.400	Active
Red McManus (St. Ambrose 1949) 10: 138-118; Creighton: 1962, 64	2	3	3	.500	1969
Bucky McMillan (Birmingham-So. 2007) Samford: 2024	1	0	1	.000	Active
Walter McPherson (San Jose St. 1940) 17: 252-197; San Jose St.: 1951	1	0	1	.000	1960
Ray Mears [Miami (OH) 1949] 21: 399-135; Tennessee: 1967, 76, 77	3	0	4	.000	1977
Niko Medved (Minnesota 1997) Colorado St.: 2022, 24	2	1	2	.333	Active
Louis Menze (Central Mo. 1928) 19: 166-153; Iowa St.: 1944-T3d	1	1	1	.500	1947
Marvin Menzies (UCLA 1987) 12: 246-159; New Mexico St.: 2010, 12, 13, 14, 15	5	0	5	.000	2019
Steve Merfeld (Wis.-La Crosse 1984) 10: 144-148; Hampton: 2001, 02	2	1	2	.333	2007
Shelby Metcalf (Tex. A&M-Commerce 1953) 27: 443-313; Texas A&M: 1964, 69, 75, 80, 87	5	3	6	.333	1990
Jeff Meyer [Taylor (IN) 1976] 16: 259-206; Liberty: 1994	1	0	1	.000	1997
Joey Meyer* (DePaul 1971) 13: 226-153; DePaul: 1985, 86*, 87*, 88*, 89*, 91, 92	7	6	7	.462	1997
Ray Meyer (Notre Dame 1938) 42: 724-354; DePaul: 1943-T3d, 53, 56, 59, 60, 65, 76, 78-RR, 79-3d, 80, 81, 82, 84	13	14	16	.467	1984
Joe Mihalich (La Salle 1978) 22: 406-295; Niagara: 2005, 07	2	1	2	.333	2021
Tim Miles (Mary 1989) Colorado St.: 2012; at Nebraska: 2014	2	0	2	.000	Active
Archie Miller (NC State 2002) Dayton 2014-RR, 15, 16, 17	4	5	4	.556	Active
Bob Miller (Occidental 1953) 9: 124-112; Cal St. L.A.: 1974	1	0	1	.000	1978
Eldon Miller (Wittenberg 1961) 36: 568-419; 1 at Western Mich.: 1976; 4 at Ohio St.: 80, 82, 83, 85; 1 at UNI: 90	6	5	6	.455	1998
Glen Miller (UConn 1986) 17: 233-209; Penn: 2007	1	0	1	.000	2009
Gus Miller (West Tex. A&M 1927) 22: 377-168; West Tex. A&M: 1955	1	0	1	.000	1957
Harry Miller (Eastern N.M. 1951) 34: 534-374; Wichita St.: 1976	1	0	1	.000	1988
Mike Miller (Tex. A&M-Commerce 1987) 13: 162-209; Texas St.: 1997	1	0	1	.000	2012
Ralph Miller* (Kansas 1942) 38: 657-382; 1 at Wichita St.: 1964-RR; 1 at Iowa: 70; 8 at Oregon St.: 75, 80*, 81*, 82-RR*, 84, 85, 88, 89	10	5	11	.313	1989

Coach (Alma Mater) Career Record for Retired Coaches Only, Tourney Teams and Years in Tourney	Yrs	Tournament			Last Year of Career
		W	L	Pct.	
Sean Miller* (Pittsburgh 1992) 5 at Xavier: 2006, 07, 08-RR, 09, 23; 7 at Arizona: 11-RR, 13, 14-RR, 15-RR, 16, 17*, 18*	12	21	12	.636	Active
Weenie Miller (Richmond 1947) 9: 79-123; VMI: 1964	1	0	1	.000	1964
Wes Miller (North Carolina 2007) UNCG: 2018, 21	2	0	2	.000	Active
Bud Millikan (Oklahoma St. 1942) 17: 243-182; Maryland: 1958	1	2	1	.667	1967
Doug Mills (Illinois 1930) 11: 151-66; Illinois: 1942-RR	1	0	2	.000	1947
Paul Mills (Texas A&M 1996) Oral Roberts: 2021, 23	2	2	2	.500	Active
Ron "Fang" Mitchell (Edison 1984) 28: 429-417; Coppin St.: 1990, 93, 97, 2008	4	1	4	.200	2014
Charles Moir (App State 1952) 20: 392-196; Virginia Tech: 1979, 80, 85, 86	4	2	4	.333	1987
Jim Molinari (Ill. Wesleyan 1977) 20: 302-290; 1 at Northern Ill.: 1991; 1 at Bradley: 96	2	0	2	.000	2014
Randy Monroe (Cheyney 1987) 8: 85-159; UMBC: 2008	1	0	1	.000	2012
Dan Monson (Idaho 1985) 1 at Gonzaga: 1999; 1 at Minnesota: 2005; 2 at Long Beach St.: 12, 24	4	3	4	.429	Active
Don Monson (Idaho 1955) 14: 216-186; Idaho: 1981, 82	2	1	2	.333	1992
Mike Montgomery (Long Beach St. 1968) 32: 677-317; 12 at Stanford: 1989, 92, 95, 96, 97, 98-T3d, 99, 2000, 01-RR, 02, 03, 04; 4 at California: 2009, 10, 12, 13	16	18	16	.529	2014
Chris Mooney (Princeton 1994) Richmond: 2010, 11, 22	3	3	3	.500	Active
Dudey Moore (Duquesne 1934) 15: 270-107; Duquesne: 1952-RR	1	1	1	.500	1963
Robert Moreland (Tougaloo 1962) 27: 406-369; Texas Southern: 1990, 94, 95	3	0	3	.000	2008
Wayne Morgan (St. Lawrence 1973) 9: 146-123; Iowa St.: 2005	1	1	1	.500	2006
Mike Morrell (Milligan 2005) UNC Asheville: 2023	1	0	1	.000	Active
Stew Morrill (Gonzaga 1974) 29: 620-294; 1 at Montana: 1991; 8 at Utah St.: 2000, 01, 03, 05, 06, 09, 10, 11	9	1	9	.100	2015
Speedy Morris (Saint Joseph's 1973) 15: 238-203; La Salle: 1988, 89, 90, 92	4	1	4	.200	2001
Stan Morrison (California 1962) 23: 275-355; 1 at Pacific: 1979; 2 at Southern California: 82, 85; 1 at San Jose St.: 96	4	0	4	.000	1998
Porter Moser (Creighton 1990) Loyola Chicago: 2018, 21	2	6	2	.750	Active
LeVelle Moton (N.C. Central 1996) N.C. Central: 2014, 17, 18, 19	4	0	4	.000	Active
Dick Motta (Utah St. 1953) 6: 120-33; Weber St.: 1968	1	0	1	.000	1968
Joe Mullaney (Holy Cross 1949) 22: 366-218; Providence: 1964, 65-RR, 66	3	2	3	.400	1985
Chris Mullin (St. John's [NY] 1985) 4: 59-73; St. John's (NY): 2019	1	0	1	.000	2019
Jeff Mullins (Duke 1964) 11: 182-142; Charlotte: 1988, 92, 95	3	0	3	.000	1996
Frank Mulzoff [St. John's (NY) 1951] 3: 56-27; St. John's (NY): 1973	1	0	1	.000	1986
Bill Musselman* (Wittenberg 1961) 12: 231-84; 1 at Minnesota: 1972*; 1 at South Ala.: 97	2	1	2	.333	1997
Eric Musselman (San Diego 1987) 3 at Nevada: 2017, 18, 19; 3 at Arkansas: 21-RR, 22-RR, 23	6	10	6	.625	Active
Gerald Myers (Texas Tech 1959) 24: 357-305; Texas Tech: 1973, 6, 85, 86	4	1	4	.200	1991
Jack Nagle (Marquette 1940) 8: 108-70; Marquette: 1955-RR	1	2	1	.667	1958
Scott Nagy (Delta St. 1988) 3 at South Dakota St.: 2012, 13, 16; 2 at Wright St.: 2018, 22	5	1	5	.167	Active
Lynn Nance (Washington 1965) 16: 269-188; Saint Mary's (CA): 1989	1	0	1	.000	1993
Craig Neal (Georgia Tech 1988) 4: 76-52; New Mexico: 2014	1	0	1	.000	2017
Danny Nee (St. Mary of the Plains 1971) 26: 409-382; 2 at Ohio: 1983, 85; 5 at Nebraska: 91, 92, 93, 94, 98	7	1	7	.125	2006
Al Negratti (Seton Hall 1943) 12: 163-156; Portland: 1959	1	0	1	.000	1967
Ernie Nestor (Alderson Broaddus 1968) 11: 135-198; George Mason: 1989	1	0	1	.000	2009
Jeff Neubauer (La Salle 1993) Eastern Ky.: 2007, 2014	2	0	2	.000	2021
Mike Newell (Sam Houston St. 1973) 9: 175-104; Little Rock: 1986, 89, 90	3	1	3	.250	1993
Pete Newell (Loyola Marymount 1940) 14: 234-123; California: 1957-RR, 58-RR, 59-CH, 60-2d	4	10	3	.769	1960
C.M. Newton (Kentucky 1952) 32: 509-375; 2 at Alabama: 1975, 76; 2 at Vanderbilt: 88, 89	4	3	4	.429	1989
Steve Newton (Indiana St. 1963) 8: 136-100; Murray St.: 1988, 90, 91	3	1	3	.250	1993
Bob Nichols (Toledo 1953) 22: 377-211; Toledo: 1967, 79, 80	3	1	3	.250	1987
Kevin Nickelberry# (Va. Wesleyan 1986) LSU: 2022	1	0	1	.000	2022
Ken Norton (LIU 1939) 22: 310-205; Manhattan: 1956, 58	2	1	3	.250	1968
Dickey Nutt (Oklahoma St. 1982) 19: 239-295; Arkansas St.: 1999	1	0	1	.000	2015
Nate Oats (Maranatha Baptist 1997) 3 at Buffalo: 2016, 18, 19; 4 at Alabama: 21, 22, 23, 24-T3d	7	10	7	.588	Active
Jim O'Brien* (Boston College 1971) 20: 286-274; 3 at Boston College: 1994-RR, 96, 97; 4 at Ohio St.: 99-T3d*, 2000*, 01*, 02*	7	11	7	.611	2004
Jim O'Brien (Saint Joseph's 1974) 10: 135-156; Dayton: 1990	1	1	1	.500	1994
Bucky O'Connor (Drake 1938) 7: 108-54; Iowa: 1955-4th, 56-2d	2	5	3	.625	1958
Dave Odom (Guilford 1965) 22: 405-279; 8 at Wake Forest: 1991, 92, 93, 94, 95, 96-RR, 97, 2001; 1 at South Carolina: 04	9	10	9	.526	2008
Ryan Odom (Hampden-Sydney 1996) 1 at UMBC: 2018; 1 at Utah St.: 23	2	1	2	.333	Active
Fran O'Hanlon (Villanova 1970) 27: 362-432; Lafayette: 1999, 2000, 15	3	0	3	.000	2022
Johnny Oldham* (Western Ky. 1948) 16: 260-123; 2 at Tennessee Tech: 1958, 63; 4 at Western Ky.: 66, 67, 70, 71-3d*	6	6	6	.500	1971

Coach (Alma Mater) Career Record for Retired Coaches Only, Tourney Teams and Years in Tourney	Yrs	Tournament			Last Year of Career
		W	L	Pct.	
Kevin Ollie (UConn 1995) 6: 127-79; UConn: 2014-CH, 16	2	7	1	.875	2018
Harold Olsen (Wisconsin 1917) 30: 306-234; Ohio St.: 1939-2d, 44-T3d, 45-T3d, 46-3d	4	6	4	.600	1952
Lute Olson* (Augsburg 1957) 34: 780-280; 5 at Iowa: 1979, 80-4th, 81, 82, 83; 23 at Arizona: 85, 86, 87, 88-T3d, 89, 90, 91, 92, 93, 94-T3d, 95, 96, 97-CH, 98-RR, 99*, 2000, 01-2d, 02, 03-RR, 04, 05-RR, 06, 07	28	46	28	.622	2007
Kevin O'Neill* (McGill 1979) 18: 224-268; 2 at Marquette: 1993, 94; 1 at Arizona: 2008*; 1 at Southern California: 11	4	2	4	.333	2013
Johnny Orr (Beloit 1949) 29: 466-346; 4 at Michigan: 1974-RR, 75, 76-2d, 77-RR; 6 at Iowa St.: 85, 86, 88, 89, 92, 93	10	10	10	.500	1994
Louis Orr (Syracuse 1980) 13: 201-201; Seton Hall: 2004, 06	2	1	2	.333	2014
Tim O'Shea (Boston College 1984) 17: 216-306; Ohio: 2005	1	0	1	.000	2018
T.J. Otzelberger (Wis.-Whitewater 2001) 2 at South Dakota St.: 2017, 18; 3 at Iowa St.: 22, 23, 24	5	4	5	.444	Active
Ted Owens (Oklahoma 1951) 21: 369-217; Kansas: 1966-RR, 67, 71-4th, 74-4th, 75, 78, 81	7	8	9	.471	1987
Matt Painter (Purdue 1993) 1 at Southern Ill.: 2004; 14 at Purdue: 07, 08, 09, 10, 11, 12, 15, 16, 17, 18, 19-RR, 21, 22, 23, 24	16	22	16	.579	Active
Dick Parfitt (Central Mich. 1953) 14: 193-179; Central Mich.: 1975, 77	2	2	2	.500	1985
Lamont Paris (Wooster 1996) 1 at Chattanooga: 2022; 1 at South Carolina: 24	2	0	2	.000	Active
Bruce Parkhill (Lock Haven 1971) 18: 270-244; Penn St.: 1991	1	1	1	.500	1995
Doyle Parrack (Oklahoma St. 1945) 15: 208-178; Oklahoma City: 1952, 53, 54, 55	4	1	5	.167	1962
Bobby Paschal (Stetson 1964) 18: 280-244; 2 at Louisiana: 1982, 83; 2 at South Fla.: 90, 92	4	0	4	.000	1996
Alden Pasche (Rice 1932) 11: 135-116; Houston: 1956	1	0	2	.000	1956
Joe Pasternack (Indiana 1999) UC Santa Barbara: 2021, 23	2	0	2	.000	Active
Josh Pastner (Arizona 1998) 4 at Memphis: 2011, 12, 13, 14; 1 at Georgia Tech: 21	5	2	5	.286	Active
Jimmy Patsos (Catholic 1989) 14: 222-227; Loyola Maryland: 2012	1	0	1	.000	2018
Ricardo Patton (Belmont 1980) 16: 219-243; Colorado: 1997, 2003	2	1	2	.333	2011
David Paulsen (Williams 1987) Bucknell: 2011, 13	2	0	2	.000	2021
Eddie Payne (Wake Forest 1973) 31: 459-469; East Carolina: 1993	1	0	1	.000	2017
Bruce Pearl (Boston College 1982) 2 at Milwaukee: 2003, 05; 6 at Tennessee: 06, 07, 08, 09, 10-RR, 11; 4 at Auburn: 18, 19-T3d, 22, 23, 24	13	17	13	.567	Active
Randy Peele (Va. Wesleyan 1980) 9: 123-151; 1 at UNCG: 1996; 2 at Winthrop: 2008, 10	3	0	3	.000	2012
Jerry Peirson [Miami (OH) 1966] 6: 94-80; Miami (OH): 1985, 86	2	0	2	.000	1990
Peter Peletta (Sacramento St. 1950) 6: 114-51; San Francisco: 1963, 64-RR, 65-RR	3	3	3	.500	1966
John Pelphrey (Kentucky 1992) 9: 149-126; 1 at South Ala.: 2006; 1 at Arkansas: 08	2	1	2	.333	2011
Tom Penders (UConn 1967) 36: 649-437; 1 at Rhode Island: 1988; 8 at Texas: 89, 90-RR, 91, 92, 94, 95, 96, 97; 1 at George Washington: 99; 1 at Houston: 2010	11	12	11	.522	2010
Russ Pennell (Pittsburg St. 1989) 11: 143-175; Arizona: 2009	1	2	1	.667	2020
Dom Perno (UConn 1964) 9: 139-114; UConn: 1979	1	0	1	.000	1986
Jack Perri (Bentley 1998) LIU: 2013	1	0	1	.000	Active
Buzz Peterson (North Carolina 1986) 16: 267-229; App State: 2000	1	0	1	.000	2014
Vadal Peterson (Utah 1920) 26: 384-224; Utah: 1944-CH, 45-RR	2	3	2	.600	1953
L. Vann Pettaway (Alabama A&M 1980) 25: 453-279; Alabama A&M: 2005	1	0	1	.000	2011
Jim Phelan (La Salle 1951) 49: 830-524; Mount St. Mary's: 1995, 99	2	0	2	.000	2003
Digger Phelps (Rider 1963) 21: 419-200; 1 at Fordham: 1971; 14 at Notre Dame: 74, 75, 76, 77, 78-4th, 79-RR, 80, 81, 85, 86, 87, 88, 89, 90	15	17	17	.500	1991
John Phillips (Oklahoma St. 1973) 4: 61-42; Tulsa: 2002, 03	2	2	2	.500	2005
Saul Phillips (Wis.-Platteville 1996) North Dakota St.: 2009, 14	2	1	2	.333	Active
Steve Pikiell (UConn 1990) 1 at Stony Brook: 2016; 2 at Rutgers: 21, 22	3	1	3	.250	Active
Jerry Pimm (Southern California 1960) 24: 395-288; 5 at Utah: 1977, 78, 79, 81, 83; 2 at UC Santa Barbara: 88, 90	7	6	7	.462	1998
Richard Pitino (Providence 2005) 2 at Minnesota: 2017, 19; 1 at New Mexico: 24	3	1	3	.250	Active
Rick Pitino* (Massachusetts 1974) 1 at Boston U.: 1983; 1 at Providence: 87-T3d; 6 at Kentucky: 92-RR, 93-T3d, 94, 95-RR, 96-CH; 97-2d; 13 at Louisville: 2003, 04, 05-T3d, 07, 08-RR, 09-RR, 10, 11, *12, *13-CH, *14-RR, *15-RR, 17; 2 at Iowa: 21, 23	23	54	21	.720	Active
Elwood Plummer (Jackson St. 1966) 28: 326-449; Prairie View: 1998	1	0	1	.000	2002
Bob Polk (Evansville 1939) 25: 355-257; Trinity (TX): 1969	1	0	1	.000	1977
Mark Pope (Kentucky 1996) BYU: 2021, 24	2	0	2	.000	Active
Nibs Price (California 1914) 31: 463-298; California: 1946-4th	1	1	2	.333	1954
Tic Price (Virginia Tech 1979) 18: 282-257; 1 at New Orleans: 1996; 1 at McNeese: 2002	2	0	2	.000	2021
Steve Prohm (Alabama 1997) 10: 201-124; 1 at Murray St.: 2012; 3 at Iowa St.: 16, 17, 19	4	4	4	.500	2021
Skip Prosser (Merchant Marine 1972) 14: 291-146; 1 at Loyola Maryland: 1994; 4 at Xavier: 95, 97, 98, 2001; 4 at Wake Forest: 2002, 03, 04, 05	9	6	9	.400	2007
Lionel Purcell (UC Santa Barbara 1952) 2: 24-18; Seattle U.: 1967	1	0	1	.000	1967
Oliver Purnell (Old Dominion 1975) 27: 448-384; 1 at Old Dominion: 1992; 2 at Dayton: 2000, 03; 3 at Clemson: 08, 09, 10	6	0	6	.000	2015

Coach (Alma Mater) Career Record for Retired Coaches Only, Tourney Teams and Years in Tourney	Yrs	Tournament			Last Year of Career
		W	L	Pct.	
Tom Quinn (Marshall 1954) 16: 258-175; East Carolina: 1972	1	0	1	.000	1974
Harry Rabenhorst (Wake Forest 1921) 29: 340-264; LSU: 1953-4th, 54	2	2	4	.333	1957
Randy Rahe (Buena Vista 1982) 16: 316-191; Weber St.: 2007, 14, 16	3	0	3	.000	2022
Jack Ramsay* (Saint Joseph's 1949) 11: 231-71; Saint Joseph's: 1959, 60, 61-3d*, 62, 63-RR, 65, 66	7	8	11	.421	1966
George Raveling (Villanova 1960) 22: 336-292; 2 at Washington St.: 1980, 83; 2 at Iowa: 85, 86; 2 at Southern California: 91, 92	6	2	6	.250	1994
Hank Raymonds (Saint Louis 1948) 12: 237-97; Marquette: 1978, 79, 80, 82, 83	5	2	5	.286	1983
Brett Reed (Eckerd 1995) Lehigh: 2010, 12	2	1	2	.333	Active
Roger Reid (Weber St. 1967) 13: 206-174; BYU: 1990, 91, 92, 93, 95	5	2	5	.286	2012
Bill Reinhart (Oregon 1923) 36: 464-331; George Washington: 1954, 61	2	0	2	.000	1966
Bob Reinhart (Indiana 1961) 9: 107-148; Georgia St.: 1991	1	0	1	.000	1994
Larry Reynolds (UC Riverside 1976) 10: 173-118; Long Beach St.: 2007	1	0	1	.000	2007
Mike Rhoades (Lebanon Valley 1995) VCU: 2019, 21, 23	3	0	3	.000	Active
Dave Rice (UNLV 1991) 6: 116-69; UNLV: 2012, 13	2	0	2	.000	2016
Leon Rice (Washington St. 1986) Boise St.: 2013, 15, 22, 23, 24	5	0	5	.000	Active
Mike Rice (Fordham 1991) 6: 117-82; Robert Morris: 2009, 10	2	0	2	.000	2013
Jim Richards (Western Ky. 1959) 7: 102-84; Western Ky.: 1976, 78	2	1	2	.333	1978
Nolan Richardson (UTEP 1965) 22: 509-207; 3 at Tulsa: 1982, 84, 85; 13 at Arkansas: 88, 89, 90-T3d, 91-RR, 92, 93, 94-CH, 95-2d, 96, 98, 99, 2000, 01	16	26	15	.634	2002
Bob Richey (North Greenville 2006) Furman: 2023	1	1	1	.500	Active
David Richman (North Dakota St. 2002) North Dakota St.: 2015, 19	2	1	2	.333	Active
Gordon Ridings (Oregon 1929) 4: 70-21; Columbia: 1948-RR	1	0	2	.000	1950
Buzz Ridl [Westminster (PA) 1942] 19: 312-174; Pittsburgh: 1974-RR	1	2	1	.667	1975
Elmer Ripley (No college) 10: 133-82; Georgetown: 1943-2d	1	2	1	.667	1949
Jule Rivlin (Marshall 1940) 8: 100-88; Marshall: 1956	1	0	1	.000	1963
Les Robinson (NC State 1964) 22: 291-330; 2 at ETSU: 1989, 90; 1 at NC State: 91	3	1	3	.250	1996
Steve Robinson (Radford 1981) 7: 110-104; 2 at Tulsa: 1996, 97; 1 at Florida St.: 98	3	2	3	.400	2002
Polk Robison (Texas Tech 1935) 18: 253-196; Texas Tech: 1954, 56, 61	3	1	3	.250	1961
Red Rocha (Oregon St. 1950) 10: 110-135; Hawaii: 1972	1	0	1	.000	1973
Jack Rohan (Columbia 1953) 18: 197-248; Columbia: 1968	1	2	1	.667	1995
Bill Rohr (Ohio Wesleyan 1940) 12: 157-117; Miami (OH): 1953, 55, 57	3	0	3	.000	1963
Lorenzo Romar (Washington 1980) 1 at Saint Louis: 2000; 6 at Washington: 04, 05, 06, 09, 10, 11	7	8	7	.533	Active
Dick Romney (Utah 1917) 22: 224-160; Utah St.: 1939-RR	1	1	1	.500	1941
Dave Rose (Houston 1984) 14: 348-135; BYU: 2007, 08, 09, 10, 11, 12, 14, 15	8	4	8	.333	2019
Glen Rose (Arkansas 1928) 27: 383-233; Arkansas: 1941-T3d, 58	2	1	3	.250	1966
Lee Rose (Transylvania 1958) 19: 388-162; 1 at Charlotte: 1977-4th; 1 at Purdue: 80-3d	2	8	3	.727	1986
Monte Ross (Winston-Salem St. 1992) 10: 132-184; Delaware 2014	1	0	1	.000	2016
Lou Rossini (Columbia 1948) 25: 359-256; 1 at Columbia: 1951; 3 at NYU: 60-4th, 62, 63	4	6	6	.500	1979
Dee Rowe (Middlebury 1952) 8: 120-88; UConn: 1976	1	1	1	.500	1977
Jeff Ruland (Iona 1991) Iona: 2000, 01, 06	3	0	3	.000	2013
Adolph Rupp (Kansas 1923) 41: 875-190; Kentucky: 1942-T3d, 45-RR, 48-CH, 49-CH, 51-CH, 52-RR, 55, 56-RR, 57-RR, 58-CH, 59, 61-RR, 62-RR, 64, 66-2d, 68-RR, 69, 70-RR, 71, 72-RR	20	30	18	.625	1972
Kerry Rupp (Southern Utah 1977) 5: 66-77; Utah: 2004	1	0	1	.000	2011
Andy Russo (Lake Forest 1970) 10: 183-117; 2 at Louisiana Tech: 1984, 85; 1 at Washington: 86	3	3	3	.500	1989
Bo Ryan (Wilkes 1969) 32: 747-233; Wisconsin: 2002, 03, 04, 05-RR, 06, 07, 08, 09, 10, 11, 12, 13, 14-T3d, 15-2d	14	25	14	.641	2015
Doc Sadler (Arkansas 1982) 8: 149-107; UTEP: 2005	1	0	1	.000	2012
Kelvin Sampson (UNC Pembroke 1978) 1 at Washington St.: 1994; 11 at Oklahoma: 95, 96, 97, 98, 99, 2000, 01, 02-T3d, 03-RR, 05, 06; 1 at Indiana: 07; 6 at Houston: 18, 19, 21-T3d, 22-RR, 23, 24	19	26	19	.578	Active
Rick Samuels (Chadron St. 1971) 26: 363-366; Eastern Ill: 1992, 2001	2	0	2	.000	2005
Wimp Sanderson* (North Ala. 1959) 17: 350-176; Alabama: 1982, 83, 84, 85, 86, 87*, 89, 90, 91, 92	10	12	10	.545	1999
Jim Satalin (St. Bonaventure 1969) 16: 240-213; St. Bonaventure: 1978	1	0	1	.000	1989
Fred Schaus (West Virginia 1949) 12: 251-96; 6 at West Virginia: 1955, 56, 57, 58, 59-2d, 60; 1 at Purdue: 77	7	6	7	.462	1978
Jon Scheyer (Duke 2010) Duke: 2023, 24-RR	2	4	2	.667	Active
Charlie Schmaus (VMI 1966) 6: 75-90; VMI: 1977	1	1	1	.500	1982
Mark Schmidt (Boston College 1985) St. Bonaventure: 2012, 18, 21	3	1	3	.250	Active
Tom Schneider (Bucknell 1969) 9: 97-150; 1 at Lehigh: 1985; 1 at Penn: 87	2	0	2	.000	1992
Bill Scott (Hardin-Simmons 1947) 11: 129-161; Hardin-Simmons: 1953, 57	2	0	2	.000	1962
Joe Scott (Princeton 1987) 16: 235-240; Air Force: 2004	1	0	1	.000	Active
Bill Self* (Oklahoma St. 1985) 2 at Tulsa: 1999, 2000-RR; 3 at Illinois: 01-RR, 02, 03; 18 at Kansas: 04-RR, 05, 06, 07-RR, 08-CH, 09, 10, 11-RR, 12-2d, 13, 14, 15, 16-RR, 17-RR, 18-T3d*, 19, 21, 22-CH, 23, 24	25	57	23	.713	Active

Coach (Alma Mater) Career Record for Retired Coaches Only, Tourney Teams and Years in Tourney	Yrs	Tournament			Last Year of Career
		W	L	Pct.	
Herb Sendek (Carnegie Mellon 1985) 1 at Miami (OH): 1995; 5 at NC State: 2002, 03, 04, 05, 06; 1 at Arizona St.: 09, 14	8	7	8	.467	Active
Rob Senderoff [Albany (NY) 1995] Kent St.: 2017, 23	2	0	2	.000	Active
Alex Severance (Villanova 1929) 25: 413-201; Villanova: 1939-T3d, 49-RR, 51, 55	4	4	4	.500	1961
Fred Shabel (Duke 1954) 4: 72-29; UConn: 64-RR, 65, 67	3	2	3	.400	1967
Howard Shannon (Kansas St. 1948) 7: 104-68; Virginia Tech: 1967-RR	1	2	1	.667	1971
Alex Shaw (Michigan 1932) 24: 299-169; Williams: 1955	1	0	1	.000	1973
Buster Sheary (Catholic 1933) 7: 155-36; Holy Cross: 1950-RR, 53-RR	2	2	3	.400	1955
Everett Shelton (Phillips 1923) 31: 494-347; Wyoming: 1941-RR, 43-CH, 47-RR, 48-RR, 49-RR, 52-RR, 53, 58	8	4	12	.250	1968
Steve Shields (Baylor 1988) 12: 192-178; Little Rock: 2011	1	0	1	.000	2015
Beryl Shipley* (Delta St. 1951) 16: 293-126; Louisiana: 1972*, 73*	2	3	3	.500	1973
Micah Shrewsbury (Hanover 1999) Penn St.: 2023	1	1	1	.500	Active
Dick Shrider (Ohio 1948) 9: 126-96; Miami (OH): 1958, 66	2	1	3	.250	1966
John Shulman (ETSU 1989) 9: 145-146; Chattanooga: 2005, 09	2	0	2	.000	2013
John Shumate (Notre Dame 1974) 10: 136-151; SMU: 1993	1	0	1	.000	1995
Larry Shyatt (Wooster 1973) 11: 186-162; Wyoming: 2015	1	0	1	.000	2016
Stan Simpson (Ga. Southern 1961) 5: 71-66; Middle Tenn.: 1982	1	1	1	.500	1984
Al Skinner (Massachusetts 1974) 22: 385-291; 2 at Rhode Island: 1993, 97; 7 at Boston College: 2001, 02, 04, 05, 06, 07, 09	9	7	9	.438	2010
Roy Skinner (Presbyterian 1952) 16: 278-135; Vanderbilt: 1965-RR, 74	2	1	3	.250	1976
Mark Slessinger (Aurora 1996) New Orleans: 2017	1	0	1	.000	Active
Norm Sloan* (NC State 1951) 37: 624-393; 3 at NC State: 1970, 74-CH, 80; 3 at Florida: 87*, 88*, 89	6	8	5	.615	1989
Shaka Smart (Kenyon 1999) 5 at VCU: 2011-T3d, 12, 13, 14, 15; 3 at Texas: 16, 18, 21; 3 at Marquette: 22, 23, 24	11	10	11	.476	Active
Byron Smith (Houston 1991) Prairie View: 2019	1	0	1	.000	Active
Craig Smith (North Dakota 1996) Utah St.: 2019, 21	2	0	2	.000	Active
Dean Smith (Kansas 1953) 36: 879-254; North Carolina: 1967-4th, 68-2d, 69-4th, 72-3d, 75, 76, 77-2d, 78, 79, 80, 81-2d, 82-CH, 83-RR, 84, 85-RR, 86, 87-RR, 88-RR, 89, 90, 91-T3d, 92, 93-CH, 94, 95-T3d, 96, 97-T3d	27	65	27	.707	1997
George Smith (Cincinnati 1935) 8: 154-56; Cincinnati: 1958, 59-3d, 60-3d	3	7	3	.700	1960
Jay Smith (Saginaw Valley 1984) 10: 118-166; Central Mich.: 2003	1	1	1	.500	2006
Kyle Smith (Hamilton 1992) Washington St.: 2024	1	1	1	.500	Active
Sonny Smith (Milligan 1958) 22: 339-304; 5 at Auburn: 1984, 85, 86-RR, 87, 88; 1 at VCU: 96	6	7	6	.538	1998
Tubby Smith (High Point 1973) 31: 642-370; 2 at Tulsa: 1994, 95; 2 at Georgia: 96, 97; 10 at Kentucky: 98-CH, 99-RR, 2000, 01, 02, 03-RR, 04, 05-RR, 06, 07; 3 at Minnesota: 09, 10, 13; 1 at Texas Tech: 16	18	30	17	.638	2022
Gene Smithson [North Central (IL) 1961] 11: 221-99; Wichita St.: 1981-RR, 85	2	3	2	.600	1986
Fred Snowden [Wayne St. (MI) 1958] 10: 167-108; Arizona: 1976-RR, 77	2	2	2	.500	1982
James Snyder (Ohio 1941) 25: 354-245; Ohio: 1960, 61, 64-RR, 65, 70, 72, 74	7	3	8	.273	1974
Quin Snyder (Duke 1989) 7: 128-96; Missouri: 2000, 01, 02-RR, 03	4	5	4	.556	2006
Brad Soderberg (Wis.-Stevens Point 1985) 13: 211-147; Wisconsin: 2001	1	0	1	.000	2007
Bob Spear (DePauw 1941) 15: 177-176; Air Force: 1960, 62	2	0	2	.000	1971
Kirk Speraw (Iowa 1980) 17: 279-233; UCF: 1994, 96, 2004, 05	4	0	4	.000	2010
Zach Spiker (Ithaca 2000) Drexel: 2021	1	0	1	.000	Active
Rob Spivery (Ashland 1972) 26: 361-407; 2 at Alabama St.: 2001, 04; 1 at Southern U.: 06	3	0	3	.000	2011
Charlie Spoonhour [Ozarks (AR) 1961] 19: 373-202; 5 at Missouri St.: 1987, 88, 89, 90, 92; 3 at Saint Louis: 94, 95, 98	8	3	8	.273	2004
Preston Spradlin (Alice Lloyd 2009) Morehead St.: 2021, 24	2	0	2	.000	Active
Danny Sprinkle (Montana St. 2000) 2 at Montana St.: 2022, 23; 1 at Utah St.: 24	3	1	3	.250	Active
Bob Staak (UConn 1971) 10: 133-155; Xavier: 1983	1	0	1	.000	1989
Floyd Stahl (Illinois 1926) 11: 107-120; Harvard: 1946-RR	1	0	2	.000	1958
Kevin Stallings (Purdue 1982) 2 at Illinois St.: 1997, 98; 6 at Vanderbilt: 2004, 07, 08, 10, 11, 12; 1 at Pittsburgh: 16	9	6	9	.400	2018
Rick Stansbury (Campbellsville 1982) 14: 293-166; Mississippi St.: 2002, 03, 04, 05, 08, 09	6	4	6	.400	2012
Stu Starner (Minn.-Morris 1965) 12: 194-153; Montana St.: 1986	1	0	1	.000	1995
Steve Steinwedel (Mississippi St. 1975) 10: 163-121; Delaware: 1992, 93	2	0	2	.000	1995
Brad Stevens (DePauw 1999) 6: 166-49; Butler: 2008, 09, 10-2d, 11-2d, 13	5	12	5	.706	2013
Bruce Stewart (Jacksonville St. 1975) 9: 205-84; Middle Tenn.: 1985, 87, 89	3	1	3	.250	1991
Carl Stewart (Grambling 1954) 10: 153-119; Southern U.: 1981	1	0	1	.000	1982
Norm Stewart##* (Missouri 1956) 38: 729-373; Missouri: 1976-RR, 78, 80, 81, 82, 83, 86, 87, 88, 89, 90, 92, 93, 94-RR*, 95, 99	16	12	16	.429	1999
Andy Stoglin (UTEP 1965) 16: 229-242; Jackson St.: 1997, 2000	2	0	2	.000	2003
Dave Strack (Michigan 1946) 9: 124-104; Michigan: 1964-3d, 65-2d, 66-RR	3	7	3	.700	1968

Coach (Alma Mater) Career Record for Retired Coaches Only, Tourney Teams and Years in Tourney	Yrs	Tournament			Last Year of Career
		W	L	Pct.	
Bill Strannigan (Wyoming 1941) 23: 308-289; 1 at Colorado St.: 1954; 1 at Wyoming: 67	2	0	4	.000	1973
Lafayette Stribling (Mississippi Industrial 1957) 22: 305-318; Mississippi Val.: 1986, 92, 96	3	0	3	.000	2005
Guy Strong (Eastern Ky. 1955) 14: 191-161; Eastern Ky.: 1972	1	0	1	.000	1977
Gene Sullivan (Notre Dame 1953) 9: 149-114; Loyola Chicago: 1985	1	2	1	.667	1989
Don Suman (Rice 1944) 10: 132-105; Rice: 1954	1	1	1	.500	1959
Eddie Sutton* (Oklahoma St. 1958) 37: 806-326; 1 at Creighton: 1974; 9 at Arkansas: 77, 78-3d, 79-RR, 80, 81, 82, 83, 84, 85; 3 at Kentucky: 86-RR, 87, 88*; 13 at Oklahoma St.: 91, 92, 93, 94, 95-T3d, 98, 99, 2000-RR, 01, 02, 03, 04-T3d, 05	26	39	26	.600	2008
Scott Sutton (Oklahoma St. 1994) 18: 328-247; Oral Roberts: 2006, 07, 08	3	0	3	.000	2017
Johnny Swaim (TCU 1953) 10: 102-151; TCU: 1968-RR, 71	2	1	2	.333	1977
Wayne Szoke (Maryland 1963) 14: 205-174; Monmouth: 1996	1	0	1	.000	1998
Carl Tacy (Davis & Elkins 1956) 14: 245-153; 1 at Marshall: 1972; 4 at Wake Forest: 77-RR, 81, 82, 84-RR	5	5	5	.500	1985
Jerry Tarkanian* (Fresno St. 1956) 31: 729-201; 4 at Long Beach St.: 1970, 71-RR*, 72-RR*, 73*; 12 at UNLV: 75, 76, 77-3d, 83, 84, 85, 86, 87-T3d, 88, 89-RR, 90-CH, 91-T3d; 2 at Fresno St.: 2000*, 01	18	38	18	.679	2002
Jerome Tang (Charter Oak St. 2007) Kansas St.: 2023-RR	1	3	1	.750	Active
Dick Tarrant (Fordham 1951) 12: 239-126; Richmond: 1984, 86, 88, 90, 91	5	5	5	.500	1993
Billy Taylor (Notre Dame 1995) 11: 165-168; Lehigh: 2004	1	0	1	.000	2013
Dedrique Taylor (UC Davis 1997) Cal St. Fullerton: 2018, 22	2	0	2	.000	Active
Blaine Taylor (Montana 1982) 19: 380-210; 2 at Montana: 1992, 97, 4 at Old Dominion: 2005, 07, 10, 11	6	1	6	.143	2013
Fred Taylor (Ohio St. 1950) 18: 297-158; Ohio St.: 1960-CH, 61-2d, 62-2d, 68-3d, 71-RR	5	14	4	.778	1976
Rodney Terry (St. Edward's 1990) 1 at Fresno St.: 2016; 2 at Texas: 23-RR, 24	3	4	3	.571	2021
Reggie Theus (UNLV 2002) New Mexico St.: 2007	1	0	1	.000	Active
Roy Thomas (Baylor 1974) 5: 61-79; N.C. A&T: 1995	1	0	1	.000	1999
Bob Thomason (Pacific 1971) 28: 489-348; Pacific: 1997, 2004, 05, 06, 13	5	2	5	.286	2013
Brooks Thompson (Oklahoma St. 1994) 10: 133-178; UTSA: 2011	1	1	1	.500	2016
Gary Thompson (Wichita St. 1954) 7: 93-94; Wichita St.: 1965-4th	1	2	2	.500	1971
John Thompson (Providence 1964) 27: 596-239; Georgetown: 1975, 76, 79, 80-RR, 81, 82-2d, 83, 84-CH, 85-2d, 86, 87-RR, 88, 89-RR, 90, 91, 92, 94, 95, 96-RR, 97	20	34	19	.642	1999
John Thompson III (Princeton 1989) 2 at Princeton: 2001, 04; 8 at Georgetown: 06, 07-T3d, 08, 10, 11, 12, 13, 15	10	9	10	.474	2017
Jimmy Tillet (Our Lady of Holy Cross 1975) 15: 229-219; Samford: 1999, 2000	2	0	2	.000	2012
Bob Timmons (Pittsburgh 1933) 15: 174-189; Pittsburgh: 1957, 58, 63	3	1	4	.200	1968
Wayne Tinkle (Montana 2005) 3 at Montana: 2010, 12, 13; 2 at Oregon St.: 16, 21-RR	5	3	5	.375	Active
Andy Toole (Penn 2003) Robert Morris: 2015	1	1	1	.500	Active
Ken Trickey (Middle Tenn. 1954) 15: 217-173; Oral Roberts: 1974-RR	1	2	1	.667	1989
Terry Truax (Maryland 1968) 14: 202-203; Towson: 1990, 91	2	0	2	.000	1997
Billy Tubbs (Lamar University 1958) 31: 631-340; 2 at Lamar University: 1979, 80; 9 at Oklahoma: 83, 84, 85-RR, 86, 87, 88-2d, 89, 90, 92; 1 at TCU: 98	12	18	12	.600	2006
Rod Tueller (Utah St. 1959) 9: 139-120; Utah St.: 1980, 83, 88	3	0	3	.000	1988
Mark Turgeon (Kansas 1987) 24: 476-275; 1 at Wichita St.: 2006; 5 at Texas A&M: 08, 09, 10, 11; 5 at Maryland: 2015, 16, 17, 19, 21	10	10	10	.500	2022
M.K. Turk (West Ala. 1964) 20: 300-267; Southern Miss.: 1990, 91	2	0	2	.000	1996
Russell Turner (Hampden-Sydney 1972) UC Irvine: 2015, 19	2	1	2	.333	Active
Forrest Twogood (Iowa 1929) 21: 321-256; Southern California: 1954-4th, 60, 61	3	3	5	.375	1966
Donnie Tyndall (Morehead St. 1993) 9: 186-118; Morehead St.: 2009, 11	2	2	2	.500	2015
Ralph Underhill (Tennessee Tech 1964) 18: 356-162; Wright St.: 1993	1	0	1	.000	1996
Brad Underwood* (Kansas St. 1986) 2 at SFA: 2014, 15*; 2 at Oklahoma St.: 17, 21; 3 at Illinois: 22, 23, 24-RR	7	6	7	.462	Active
Paul Valenti (Oregon St. 1942) 7: 91-82; Oregon St.: 1966-RR	1	1	1	.500	1970
Drew Valentine (Oakland 2013) Loyola Chicago: 2022	1	0	1	.000	Active
Jim Valvano* (Rutgers 1967) 19: 346-206; 2 at Iona: 1979, 80*; 7 at NC State: 82, 83-CH, 85-RR, 86-RR, 87*, 88*, 89	9	15	8	.652	1990
Bob Vanatta (Central Methodist 1945) 22: 349-199; 1 at Bradley: 1955-RR: 1 at Memphis: 62	2	2	2	.500	1973
Butch van Breda Kolff (Princeton 1947) 28: 482-272; Princeton: 1963, 64, 65-3d, 67	4	7	5	.583	1994
Jan van Breda Kolff (Vanderbilt 1974) 12: 204-155; 1 at Vanderbilt: 1997; 1 at Pepperdine: 2000	2	1	2	.333	2003
Joe Vancisin (Dartmouth 1944) 19: 206-242; Yale: 1957, 62	2	0	2	.000	1975
Dick Versace (Wisconsin 1964) 8: 156-88; Bradley: 1980, 86	2	1	2	.333	1986
Tim Vezie (Denver 1967) 7: 103-86; San Diego St.: 1975, 76	2	0	2	.000	1979
Mike Vining (La.-Monroe 1967) 24: 401-303; La.-Monroe: 1982, 86, 90, 91, 92, 93, 96	7	0	7	.000	2005
Gene Visscher (Weber St. 1966) 6: 74-74; Weber St.: 1972, 73	2	1	3	.250	1983
Dick Vitale (Seton Hall 1962) 4: 79-29; Detroit Mercy: 1977	1	1	1	.500	1977
Bob Wade* (Morgan St. 1967) 3: 35-49; Maryland: 1988*	1	1	1	.500	1989
Will Wade (Clemson 2005) 2 at VCU: 2016, 17, 1 at LSU: 21; 1 at McNeese: 24	4	2	4	.333	Active

Coach (Alma Mater) Career Record for Retired Coaches Only, Tourney Teams and Years in Tourney	Yrs	Tournament			Last Year of Career
		W	L	Pct.	
Jerry Wainwright (Colorado Col. 1968) 16: 244-225; 2 at UNCW: 2000, 02; 1 at Richmond: 04	3	1	3	.250	2010
Riley Wallace [Centenary (LA) 1964] 22: 349-292; Hawaii: 1994, 2001, 02	3	0	3	.000	2007
Sox Walseth (Colorado 1948) 22: 292-263; Colorado: 1962-RR, 63-RR, 69	3	3	3	.500	1976
Dick Walters (Illinois St. 1969) 7: 114-87; Evansville: 1982	1	0	1	.000	1985
Royce Waltman (Slippery Rock 1964) 20: 322-251; Indiana St.: 2000, 01	2	1	2	.333	2007
Brian Wardle (Marquette 2001) Bradley: 2019	1	0	1	.000	Active
John Warren (Oregon 1928) 5: 87-74; Oregon: 1945-RR	1	1	1	.500	1951
Tom Wasdin (Florida 1957) 3: 63-18; Jacksonville: 1971, 73	2	0	2	.000	1973
Bucky Waters (NC State 1957) 8: 132-86; West Virginia: 1967	1	0	1	.000	1973
Gary Waters (Ferris St. 1975) 21: 365-307; 2 at Kent St.: 1999, 2001; 1 at Cleveland St.: 09	3	2	3	.400	2017
Melvin Watkins (Charlotte 1977) 8: 102-132; Charlotte: 1997, 98	2	2	2	.500	2004
Lou Watson (Indiana 1950) 5: 62-60; Indiana: 1967	1	1	1	.500	1971
Perry Watson (Eastern Mich. 1972) 15: 258-185; Detroit Mercy: 1998, 99	2	2	2	.500	2008
Stan Watts (BYU 1938) 23: 371-254; BYU: 1950-RR, 51-RR, 57, 65, 69, 71, 72	7	4	10	.286	1972
James Weaver (DePaul 1947) 7: 110-69; Saint Mary's (CA): 1959-RR	1	1	1	.500	1962
Paul Webb (William & Mary 1951) 29: 511-257; Old Dominion: 1980, 82, 85	3	0	3	.000	1985
Bruce Weber (Milwaukee 1978) 24: 497-302; 2 at Southern Ill.: 2002, 03; 6 at Illinois: 04, 05-2d, 06, 07, 09, 11; 5 at Kansas St.: 13, 14, 17, 18-RR, 19	13	15	13	.536	2022
Bob Weinbauer (SUNY Cortland 1961) 8: 143-90; Penn: 1978, 79-4th, 80, 82	4	6	5	.545	1985
Paul Weir (York [CAN] 2004) 5: 86-69; New Mexico St.: 2017	1	0	1	.000	2021
Larry Weise (St. Bonaventure 1958) 12: 202-90; St. Bonaventure: 1968, 70-4th	2	4	4	.500	1973
Steve Welch (Southeastern La. 1971) 7: 75-121; McNeese: 1989	1	0	1	.000	1994
Tim Welsh (SUNY Potsdam 1984) 13: 230-165; 1 at Iona: 1998; 2 at Providence: 2001, 04	3	0	3	.000	2008
Bob Weltlich (Ohio St. 1967) 22: 300-335; 1 at Ole Miss: 1981; 1 at FIU: 95; 1 at South Ala.: 98	3	0	3	.000	2002
Bob Wenzel (Rutgers 1971) 15: 216-221; 1 at Jacksonville: 1986; 2 at Rutgers: 89, 91	3	0	3	.000	1997
Paul Westhead (Saint Joseph's 1961) 18: 285-223; 2 at La Salle: 1975, 78; 3 at Loyola Marymount: 88, 89, 90-RR	5	4	5	.444	1997
Paul Westphal (Southern California 1972) 7: 139-90; Pepperdine: 2002	1	0	1	.000	2006
Mike White (Ole Miss 1999) Florida: 2017-RR, 18, 19, 21	4	6	4	.600	Active
Davey L. Whitney (Kentucky St. 1953) 32: 566-356; Alcorn: 1980, 82, 83, 84, 99, 2002	6	3	6	.333	2003
Dereck Whittenburg (NC State 1984) 12: 138-188; Wagner: 2003	1	0	1	.000	2010
George Wigton (Ohio St. 1956) 21: 175-275; UConn: 1963	1	0	1	.000	1986
Kevin Willard (Pittsburgh 1997) 5 at Seton Hall: 2016, 17, 18, 19, 22; 1 at Maryland: 23	6	2	6	.250	Active
Ralph Willard (Holy Cross 1967) 19: 336-241; 2 at Western Ky.: 1993, 94; 4 at Holy Cross: 2001, 02, 03, 07	6	2	6	.250	2009
Bob Williams (San Jose St. 1975) 29: 498-361; UC Santa Barbara: 2002, 10, 11	3	0	3	.000	2017
Buzz Williams (Oklahoma City 1994) 5 at Marquette: 2009, 10, 11, 12, 13-RR; 3 at Virginia Tech: 17, 18, 19; 2 at Texas A&M: 23, 24	10	11	10	.524	Active
Carroll Williams (San Jose St. 1955) 22: 341-277; Santa Clara: 1987	1	0	1	.000	1992
Gary Williams (Maryland 1967) 33: 668-380; 2 at Boston College: 1983, 85; 1 at Ohio St.: 87; 14 at Maryland: 94, 95, 96, 97, 98, 99, 2000, 01-T3d, 02-CH, 03, 04, 07, 09, 10	17	29	16	.644	2011
Jim Williams (Utah St. 1947) 26: 352-293; Colorado St.: 1963, 65, 66, 69-RR	4	2	4	.333	1980
Joe Williams (SMU 1956) 22: 363-253; 1 at Jacksonville: 1970-2d; 5 at Furman: 71, 73, 74, 75, 78; 1 at Florida St.: 80	7	6	8	.429	1986
Richard Williams (Mississippi St. 1967) 12: 191-163; Mississippi St.: 1991, 95, 96-T3d	3	6	3	.667	1998
Roy Williams (North Carolina 1972) 33: 903-264; 14 at Kansas: 1990, 91-2d, 92, 93-T3d, 94, 95, 96-RR, 97, 98, 99, 2000, 01, 02-T3d, 03-2d; 16 at North Carolina: 04, 05-CH, 06, 07-RR, 08-T3d, 09-CH, 11-RR, 12-RR, 13, 14, 15-RR, 16-2d, 17-CH, 18, 19, 21	30	79	27	.745	2021
A.B. Williamson (N.C. A&T 1968) 15: 241-182; Howard: 1981	1	0	1	.000	1990
Tex Winter (Southern California 1947) 30: 454-333; Kansas St.: 1956, 58-4th, 59-RR, 61-RR, 64-4th, 68	6	7	9	.438	1983
Steve Wojciechowski (Duke 1998) 7: 128-95; Marquette: 2017, 19	2	0	2	.000	2021
Dennis Wolff (UConn 1978) 17: 277-215; Boston U.: 1997, 2002	2	0	2	.000	2009
John Wooden (Purdue 1932) 29: 664-162; UCLA: 1950-RR, 52, 56, 62-4th, 63, 64-CH, 65-CH, 67-CH, 68-CH, 69-CH, 70-CH, 71-CH, 72-CH, 73-CH, 74-3d, 75-CH	16	47	10	.825	1975
Sean Woods (Kentucky 1992) 14: 203-241; Mississippi Val.: 2012	1	0	1	.000	2023
Mike Woodson (Indiana 1980) Indiana: 2022, 23	2	2	2	.500	Active
Jim Woodrige (Louisiana Tech 1977) 25: 381-350; Texas St.: 1994	1	0	1	.000	2013
Charles Woollum (William & Mary 1962) 25: 387-315; Bucknell: 1987, 89	2	0	2	.000	2000
Phil Woolpert (Loyola Marymount 1940) 16: 239-164; San Francisco: 1955-CH, 56-CH, 57-3d, 58	4	13	2	.867	1969
Jay Wright (Bucknell 1983) 28: 642-282; 2 at Hofstra: 2000, 01; 16 at Villanova: 05, 06-RR, 07, 08, 09-T3d, 10, 11, 13, 14, 15, 16-CH, 17, 18-CH, 19, 21, 22-T3d	18	34	16	.680	2022
Joby Wright (Indiana 1972) 7: 114-89; Miami (OH): 1992	1	0	1	.000	1997
Ned Wulk (Wis.-La Crosse 1942) 31: 495-342; Arizona St.: 1958, 61-RR, 62, 63-RR, 64, 73, 75-RR, 80, 81	9	8	10	.444	1982
Wayne Yates (Memphis 1961) 10: 141-141; Memphis: 1976	1	0	1	.000	1985

Coach (Alma Mater) Career Record for Retired Coaches Only, Tourney Teams and Years in Tourney	Yrs	Tournament			Last Year of Career
		W	L	Pct.	
Steve Yoder (Ill. Wesleyan 1962) 15: 205-227; Ball St.: 1981	1	0	1	.000	1992
Mike Young (Emory & Henry 1986) 5 at Wofford: 2010, 11, 14, 15, 19; 2 at Virginia Tech: 21, 22	7	1	7	.125	Active
Tom Young (Maryland 1958) 31: 524-328; 4 at Rutgers: 1975, 76-4th, 79, 83; 1 at Old Dominion: 86	5	6	6	.500	1991
Bob Zuffelato (Central Conn. St. 1959) 10: 154-121; Boston College: 1975	1	1	2	.333	1983
Matt Zunic (George Washington 1942) 15: 213-135; 1 at Boston U.: 1959-RR; 1 at Massachusetts: 62	2	2	2	.500	1976

RR-Regional finalist; 3d-Third-place; 2d-Second-place; CH-Champion

#NOTES ON COACHES:

FRANKLIN CAPPON suffered a heart attack 11 games into the 1961 Princeton season. Jake McCandless coached Princeton in the 1961 tournament; Princeton credits the 1961 regular season to Cappon and the postseason to McCandless.

VINCE CAZZETTA resigned at the end of the 1963 Seattle U. regular season. Clair Markey coached Seattle U. in the 1963 tournament.

STEVE FISHER coached Michigan in the 1989 tournament after Bill Freider was the coach during the regular season and left to take a job at Arizona State.

BILL FREIDER was the Michigan coach during the 1989 regular season and left to take a job at Arizona State. Steve Fisher coached Michigan in the tournament.

CLAIR MARKEY coached Seattle U. in the 1963 tournament due to Vince Cazzetta's resignation.

JAKE McCANDLESS coached Princeton in the 1961 tournament after Franklin Cappon suffered a heart attack 11 games into the season; Princeton credits the 1961 regular season to Cappon and the postseason to McCandless.

KEVIN NICKELBERRY coached LSU as an interim head coach in 2022 due to Will Wade's release preceding the start of the tournament.

NORM STEWART was ill at the end of the 1989 season and Rich Daly coached Missouri in the tournament; however Missouri credits the entire 1989 season to Stewart.

*OFFICIAL NCAA TOURNAMENT RECORDS

	Yrs.	Won	Lost	Pct.		Yrs.	Won	Lost	Pct.
Jim Boenheim	35	58	34	.630	Jack Ramsay	6	5	10	.333
Todd Bozeman	4	2	4	.333	Wimp Sanderson	9	10	9	.526
Larry Brown	7	14	6	.700	Bill Self #	24	53	22	.707
Jim Calhoun	22	49	19	.721	Beryl Shipley	0	0	0	.000
John Calipari #	21	48	20	.706	Norm Sloan	4	5	3	.625
James Dickey	1	0	1	.000	Norm Stewart	15	9	15	.375
Hugh Durham	7	7	7	.500	Eddie Sutton	25	37	25	.597
Brian Ellerbe	0	0	0	.000	Jerry Tarkanian	14	32	14	.696
Cliff Ellis #	9	6	9	.400	Brad Underwood #	6	6	6	.500
Jessie Evans	1	0	1	.000	Jim Valvano	6	14	5	.737
Steve Fisher	13	20	12	.625	Bob Wade	0	0	0	.000
Tim Floyd	7	7	7	.500	#active				
Jim Harrick	15	17	14	.548	*Co-Head Coach				
Clem Haskins	5	6	5	.545					
B.J. Hill	0	0	0	.000					
Ricky Huckabay	2	0	2	.000					
George Ivory	0	0	0	.000					
Ron Jacobs	0	0	0	.000					
Mike Jarvis	8	7	8	.467					
Gene Keady	17	18	17	.514					
Kyle Keller #	0	0	0	.000					
Lake Kelly	2	1	2	.333					
Dana Kirk	0	0	0	.000					
Jack Kraft	6	7	7	.500					
Steve Lavin	7	11	7	.611					
Robert Lee	0	0	0	.000					
Neil McCarthy	6	1	6	.143					
Joey Meyer	3	0	3	.000					
Ralph Miller	7	3	8	.273					
Sean Miller #	10	19	10	.655					
Bill Musselman	1	0	1	.000					
Jim O'Brien	3	5	3	.625					
Johnny Oldham	5	2	5	.286					
Lute Olson	27	46	27	.630					
Kevin O'Neill	3	2	3	.400					
Rick Pitino #	19	39	18	.684					

TOURNAMENT MOMENTS...



Photo by AJ Mast

Wisconsin head coach, Bo Ryan, and Duke head coach, Mike Krzyzewski, wish each other luck before their teams face off in the 2015 championship game in Indianapolis. Duke defeated Wisconsin by the final score of 68-63.

ATTENDANCE AND SITES



Attendance History.....	203
Attendance Records.....	205
All-Time Site and Arena History.....	207
Tournament Game Arenas By Site.....	208
Future Dates and Sites.....	225

ATTENDANCE HISTORY

BY TOURNAMENT

Year	Final Date	Final Crowd	*Total Atten.	Sess.	Avg. Atten.	Final Site	Final Facility	No. of Teams
1939	3-27	5,500	15,025	5	3,005	Evanston, IL	Patten Gymnasium	8
1940	3-30	10,000	36,880	5	7,376	Kansas City, MO	Municipal Auditorium	8
1941	3-29	7,219	48,055	5	9,611	Kansas City, MO	Municipal Auditorium	8
1942	3-28	6,500	24,372	5	4,874	Kansas City, MO	Municipal Auditorium	8
1943	3-30	13,300	56,876	5	11,375	New York	Madison Square Garden	8
1944	3-28	15,000	59,369	5	11,874	New York	Madison Square Garden	8
1945	3-27	18,035	67,780	5	13,556	New York	Madison Square Garden	8
1946	3-26	18,479	73,116	5	14,623	New York	Madison Square Garden	8
1947	3-25	18,445	72,959	5	14,592	New York	Madison Square Garden	8
1948	3-23	16,174	72,523	5	14,505	New York	Madison Square Garden	8
1949	3-26	10,600	66,077	5	13,215	Seattle	Edmundson Pavilion	8
1950	3-28	18,142	75,464	5	15,093	New York	Madison Square Garden	8
1951	3-27	15,348	110,645	9	12,294	Minneapolis	Williams Arena	16
1952	3-26	10,700	115,712	10	11,571	Seattle	Edmundson Pavilion	16
1953	3-18	10,500	127,149	14	9,082	Kansas City, MO	Municipal Auditorium	22
1954	3-20	10,500	115,391	15	7,693	Kansas City, MO	Municipal Auditorium	24
1955	3-19	10,500	116,983	15	7,799	Kansas City, MO	Municipal Auditorium	24
1956	3-23	10,600	132,513	15	8,834	Evanston, IL	McGaw Hall	25
1957	3-23	10,500	108,891	14	7,778	Kansas City, MO	Municipal Auditorium	23
1958	3-22	18,803	176,878	14	12,634	Louisville, KY	Freedom Hall	24
1959	3-21	18,498	161,809	14	11,558	Louisville, KY	Freedom Hall	23
1960	3-19	14,500	155,491	16	9,718	San Francisco	Cow Palace	25
1961	3-25	10,700	169,520	14	12,109	Kansas City, MO	Municipal Auditorium	24
1962	3-24	18,469	177,469	14	12,676	Louisville, KY	Freedom Hall	25
1963	3-23	19,153	153,065	14	10,933	Louisville, KY	Freedom Hall	25
1964	3-21	10,864	140,790	14	10,056	Kansas City, MO	Municipal Auditorium	25
1965	3-20	13,204	140,673	13	10,821	Portland, OR	Memorial Coliseum	23
1966	3-19	14,253	140,925	13	10,840	College Park, MD	Cole Field House	22
1967	3-25	18,892	159,570	14	11,398	Louisville, KY	Freedom Hall	23
1968	3-23	14,438	160,888	14	11,492	Los Angeles	Sports Arena	23
1969	3-22	18,669	165,712	15	11,047	Louisville, KY	Freedom Hall	25
1970	3-21	14,380	146,794	16	9,175	College Park, MD	Cole Field House	25
1971	3-27	31,765	207,200	16	12,950	Houston	Astrodome	25
1972	3-25	15,063	147,304	16	9,207	Los Angeles	Sports Arena	25
1973	3-26	19,301	163,160	16	10,198	St. Louis	St. Louis Arena	25
1974	3-25	15,742	154,112	16	9,632	Greensboro, NC	Greensboro Coliseum	25
1975	3-31	15,151	183,857	18	10,214	San Diego	Sports Arena	32
1976	3-29	17,540	202,502	18	11,250	Philadelphia	Spectrum	32
1977	3-28	16,086	241,610	18	13,423	Atlanta	Omni	32
1978	3-27	18,721	227,149	18	12,619	St. Louis	Checkerdome	32
1979	3-26	15,410	262,101	22	11,914	Salt Lake City	Special Events Center	40
1980	3-24	16,637	321,260	26	12,356	Indianapolis	Market Square Arena	48
1981	3-30	18,276	347,414	26	13,362	Philadelphia	Spectrum	48
1982	3-29	61,612	427,251	26	16,433	New Orleans	Louisiana Superdome	48
1983	4-4	17,327	364,356	28	13,013	Albuquerque, NM	U. of New Mexico Pit	52
1984	4-2	38,471	397,481	28	14,196	Seattle	Kingdome	53
1985	4-1	23,124	422,519	34	12,427	Lexington, KY	Rupp Arena	64
1986	3-31	16,493	499,704	34	14,697	Dallas	Reunion Arena	64
1987	3-30	64,959	654,744	34	19,257	New Orleans	Louisiana Superdome	64
1988	4-4	16,392	558,998	34	16,441	Kansas City, MO	Kemper Arena	64
1989	4-3	39,187	613,242	34	18,037	Seattle	Kingdome	64
1990	4-2	17,765	537,138	34	15,798	Denver	McNichols Arena	64
1991	4-1	47,100	665,707	34	19,580	Indianapolis	RCA Dome	64
1992	4-6	50,379	580,462	34	17,072	Minneapolis	Humphrey Metrodome	64
1993	4-5	64,151	707,719	34	20,815	New Orleans	Louisiana Superdome	64
1994	4-4	23,674	578,007	34	17,000	Charlotte, NC	Charlotte Coliseum	64
1995	4-3	38,540	540,101	34	15,885	Seattle	Kingdome	64
1996	4-1	19,229	631,834	34	18,583	East Rutherford, NJ	Continental Airlines Arena	64
1997	3-31	47,028	646,531	34	19,016	Indianapolis	RCA Dome	64
1998	3-30	40,509	663,876	34	19,526	San Antonio	Alamodome	64

Year	Final Date	Final Crowd	*Total Atten.	Sess.	Avg. Atten.	Final Site	Final Facility	No. of Teams
1999	3-29	41,340	720,685	34	21,197	St. Petersburg, FL	Tropicana Field	64
2000	4-3	43,116	624,777	34	18,375	Indianapolis	RCA Dome	64
2001	4-2	45,994	612,089	35	17,488	Minneapolis	Humphrey Metrodome	65
2002	4-1	52,647	720,433	35	20,584	Atlanta	Georgia Dome	65
2003	4-7	54,524	715,080	35	20,431	New Orleans	Louisiana Superdome	65
2004	4-5	44,468	716,899	35	20,483	San Antonio	Alamodome	65
2005	4-4	47,262	689,317	35	19,695	St. Louis	Edward Jones Dome	65
2006	4-3	43,168	670,254	35	19,150	Indianapolis	RCA Dome	65
2007	4-2	51,458	696,992	35	19,914	Atlanta	Georgia Dome	65
2008	4-7	43,257	763,607	35	21,817	San Antonio	Alamodome	65
2009	4-6	72,922	708,296	35	20,237	Detroit	Ford Field	65
2010	4-5	70,930	706,246	35	20,178	Indianapolis	Lucas Oil Stadium	65
2011	4-4	70,376	690,679	36	19,186	Houston	Reliant Stadium	68
2012	4-2	70,913	717,185	36	19,922	New Orleans	Mercedes-Benz Superdome	68
2013	4-8	74,326	800,377	36	22,233	Atlanta	Georgia Dome	68
2014	4-7	79,238	739,189	36	20,533	Arlington, TX	AT&T Stadium	68
2015	4-6	71,149	739,798	36	20,550	Indianapolis	Lucas Oil Stadium	68
2016	4-4	74,340	747,971	36	20,777	Houston	NRG Stadium	68
2017	4-3	76,168	705,024	36	19,584	Glendale, AZ	University of Phoenix Stadium	68
2018	4-2	67,831	650,165	36	18,060	San Antonio	Alamodome	68
2019	4-8	72,062	659,594	36	18,322	Minneapolis	U.S. Bank Stadium	68
^2020								
2021	4-5	7,923	173,592	63	2,755	Indianapolis	Lucas Oil Stadium	68
2022	4-4	69,423	684,268	36	19,007	New Orleans	Caesars Superdome	68
2023	4-3	72,423	722,121	36	20,059	Houston	NRG Stadium	68
2024	4-8	74,423	709,680	36	19,713	Glendale, AZ	State Farm Stadium	68

Year	Final Date	Final Crowd	*Total Atten.	Sess.	Avg. Atten.	Final Site	Final Facility	No. of Teams
2025	4-7					San Antonio	Alamodome	
2026	4-6					Indianapolis	Lucas Oil Stadium	
2027	4-5					Detroit	Ford Field	
2028	4-3					Las Vegas	Allegiant Stadium	
2029	4-2					Indianapolis	Lucas Oil Stadium	
2030	4-8					North Texas	AT&T Stadium	

Years	Championship Game...			Tournament History...		
	Final Session	*Total Atten.	Avg. Atten.	All Sessions	*Total Atten.	*Avg. Atten.
1939-49	11	139,252	12,659	55	593,032	10,782
1950-59	10	134,091	13,409	125	1,241,435	9,931
1960-69	10	153,142	15,314	141	1,564,103	11,093
1970-79	10	179,159	17,916	174	1,935,789	11,125
1980-89	10	312,478	31,248	304	4,606,969	15,155
1990-99	10	389,715	38,972	340	6,272,060	18,447
2000-09	10	498,724	49,872	349	6,917,744	19,822
2010-19	10	727,333	72,733	359	7,156,228	19,934
^2020-24	4	224,192	56,048	171	2,289,661	13,390
All Time	84	2,758,086	32,834	2,018	32,577,021	16,143

*Total attendance: 1939-69; paid attendance off of box scores: 1970-present; ^2020 Championship canceled due to COVID-19 pandemic

ATTENDANCE RECORDS

Note: Figures are paid attendance. For Final Four games, media are included.

HIGHEST TOTAL FOR TOURNAMENT

800,377—2013 (36 sessions)
763,607—2008 (35)
747,971—2016 (36)
739,798—2015 (36)
739,189—2014 (36)
722,121—2023 (36)
720,685—1999 (34)
720,433—2002 (35)
717,185—2012 (36)
716,899—2004 (35)

HIGHEST AVERAGE PER GAME OR SESSION FOR TOURNAMENT

22,233—2013 (800,377 in 36 sessions)
21,817—2008 (763,607 in 35)
21,197—1999 (720,685 in 34)
20,815—1993 (707,719 in 34)
20,777—2016 (747,971 in 36)
20,584—2002 (720,433 in 35)
20,550—2015 (739,798 in 36)
20,533—2014 (739,189 in 36)
20,483—2004 (716,899 in 35)
20,431—2003 (715,080 in 35)

HIGHEST SINGLE GAME—NATIONAL CHAMPIONSHIP

79,238—AT&T Stadium, Arlington, TX, UConn (60) vs. Kentucky (54), 4-7-2014
76,168—University of Phoenix Stadium, Glendale, AZ, North Carolina (71) vs. Gonzaga (65), 4-3-2017
74,423—State Farm Stadium, Glendale, AZ, UConn (75) vs. Purdue (60), 4-8-2024
74,340—NRG Stadium, Houston, Villanova (77) vs. North Carolina (74), 4-4-2016
74,326—Georgia Dome, Atlanta, Louisville (82) vs. Michigan (76), 4-8-2013

HIGHEST SINGLE SESSION—NATIONAL SEMIFINALS

79,444—AT&T Stadium, Arlington, TX, UConn (63) vs. Florida (53) and Kentucky (74) vs. Wisconsin (73), 4-5-2014
77,612—University of Phoenix Stadium, Glendale, AZ, Gonzaga (77) vs. South Carolina (73) and North Carolina (77) vs. Oregon (76), 4-1-2017
75,505—NRG Stadium, Houston, Villanova (95) vs. Oklahoma (51) and North Carolina (83) vs. Syracuse (66), 4-2-2016
75,421—Reliant Stadium, Houston, Butler (70) vs. VCU (62) and UConn (56) vs. Kentucky (55), 4-2-2011
75,350—Georgia Dome, Atlanta, Louisville (72) vs. Wichita St. (68) and Michigan (61) vs. Syracuse (56), 4-6-2013

HIGHEST TWO-SESSION SERIES—FINAL FOUR

158,682—AT&T Stadium, Arlington, TX, 4-5 & 4-7-2014
153,780—University of Phoenix Stadium, Glendale, AZ, 4-1 & 4-3-2017
149,845—NRG Stadium, Houston, 4-2 & 4-4-2016
149,676—Georgia Dome, Atlanta, 4-6 & 4-8-2013
149,143—State Farm Stadium, Glendale, AZ, 4-6 & 4-8-2024

HIGHEST SINGLE GAME—REGIONAL FINAL

57,563—Ford Field, Detroit, Kansas (59) vs. Davidson (57), 3-30-2008
47,492—Reliant Stadium, Houston, Duke (78) vs. Baylor (71), 3-28-2010
42,519—Trans World Dome, St. Louis, Michigan St. (73) vs. Kentucky (66), 3-21-1999
40,589—Tropicana Field, St. Petersburg, FL, Kentucky (86) vs. Duke (84), 3-22-1998
36,585—Cowboys Stadium, Arlington, TX, Michigan (79) vs. Florida (59), 3-31-2013

HIGHEST SINGLE SESSION—REGIONAL SEMIFINALS

57,028—Ford Field, Detroit, Davidson (73) vs. Wisconsin (56) and Kansas (72) vs. Villanova (57), 3-28-2008
45,505—Reliant Stadium, Houston, Duke (70) vs. Purdue (57) and Baylor (72) vs. St. Mary's (CA) (49), 3-26-2010
42,440—Trans World Dome, St. Louis, Michigan St. (54) vs. Oklahoma (46) and Kentucky (58) vs. Miami (OH) (43), 3-19-1999
41,072—Lucas Oil Stadium, Indianapolis, Michigan (73) vs. Tennessee (71) and Kentucky (74) vs. Louisville (69), 3-28-2014
40,639—Cowboys Stadium, Arlington, TX, Michigan (87) vs. Kansas (85) and Florida (62) vs. Florida Gulf Coast (50), 3-29-2013

HIGHEST TWO-SESSION SERIES—REGIONAL

114,591—Ford Field, Detroit, 3-28 & 3-30-2008
92,997—Reliant Stadium, Houston, 3-26 & 3-28-2010
84,959—Trans World Dome, St. Louis, 3-19 & 3-21-1999
81,178—Tropicana Field, St. Petersburg, FL, 3-20 & 3-22-1998
77,224—Cowboys Stadium, Arlington, TX, 3-29 & 3-31-2013

HIGHEST SINGLE SESSION—SECOND ROUND

40,331—RCA Dome, Indianapolis, Illinois (71) vs. Nevada (59) and Kentucky (69) vs. Cincinnati (60), 3-19-2005
37,842—RCA Dome, Indianapolis, Texas (73) vs. Purdue (72) and Xavier (74) vs. Georgetown (71), 3-18-1990
37,444—RCA Dome, Indianapolis, Illinois (72) vs. Ball St. (60) and Louisville (93) vs. Arkansas (84), 3-18-1989
37,411—RCA Dome, Indianapolis, Louisville (78) vs. Oklahoma St. (63) and Indiana (107) vs. Xavier (70), 3-20-1993
34,576—RCA Dome, Indianapolis, Duke (65) vs. Xavier (60) and Indiana (107) vs. Auburn (90), 3-14-1987

HIGHEST SINGLE SESSION—FIRST ROUND

39,940—RCA Dome, Indianapolis (2d session), Texas (100) vs. Georgia (88) and Purdue (75) vs. La.-Monroe (63), 3-16-1990 (39,417 in 1st session)
38,387—RCA Dome, Indianapolis (2d session), Xavier (73) vs. New Orleans (55) and Indiana (97) vs. Wright St. (54), 3-19-1993 (38,343 in 1st session)
36,823—RCA Dome, Indianapolis (2d session), Illinois (77) vs. McNeese (71) and Ball St. (68) vs. Pittsburgh (64), 3-16-1989 (36,705 in 1st session)
31,569—RCA Dome, Indianapolis (2d session), Mississippi St. (58) vs. VCU (51) and Princeton (43) vs. UCLA (41), 3-14-1996 (31,373 in 1st session)
27,959—RCA Dome, Indianapolis (2d session), Ohio St. (72) vs. Murray St. (58) and Detroit (56) vs. UCLA (53), 3-11-1999 (27,184 in 1st session)

HIGHEST THREE-SESSION SERIES—FIRST AND SECOND ROUNDS

117,199—RCA Dome, Indianapolis, 3-16 & 3-18-1990
114,141—RCA Dome, Indianapolis, 3-19 & 3-21-1993
110,972—RCA Dome, Indianapolis, 3-16 & 3-18-1989
95,235—RCA Dome, Indianapolis, 3-14 & 3-16-1996
94,419—RCA Dome, Indianapolis, 3-17 & 3-19-2005

HIGHEST SINGLE SESSION— FIRST FOUR

- 12,732—University of Dayton Arena, Dayton, OH, Texas Southern (64) vs. N.C. Central 46 and Syracuse (60) vs. Arizona St. (56), 3-14-2018
- 12,592—University of Dayton Arena, Dayton, OH, Robert Morris (81) vs. North Fla. (77) and Dayton (56) vs. Boise St., 3-18-2015
- 12,582—University of Dayton Arena, Dayton, OH, Holy Cross (59) vs. Southern (55) and Michigan (67) vs. Tulsa (62), 3-16-2016
- 12,522—University of Dayton Arena, Dayton, OH, Texas Southern (76) vs. A&M-Corpus Christi (67) and Indiana (66) vs. Wyoming (58), 3-15-2022
- 12,516—University of Dayton Arena, Dayton, OH, Wright St. (93) vs. Bryant (82) and Notre Dame (89) vs. Rutgers (87) (2OT), 3-16-2022

HIGHEST TWO-SESSION SERIES—FIRST FOUR

- 25,068—University of Dayton Arena, Dayton, OH, 3-13 & 3-14-2018
- 25,038—University of Dayton Arena, Dayton, OH, 3-15 & 3-16-2022
- 24,884—University of Dayton Arena, Dayton, OH, 3-14 & 3-15-2023
- 24,716—University of Dayton Arena, Dayton, OH, 3-17 & 3-18-2015
- 24,310—University of Dayton Arena, Dayton, OH, 3-15 & 3-16-2016

ALL-TIME SITE AND ARENA HISTORY

TOURNAMENT GAMES BY ARENA

- 137—University of Dayton Arena, Dayton, OH, 1970-2024
- 83—Municipal Auditorium, Kansas City, MO, 1940-64
- 81—Jon M. Huntsman Center, Salt Lake City, 1971-2006
- 80—Madison Square Garden, New York, 1943-2023
- 69—Greensboro Coliseum, Greensboro, NC, 1974-2023
- 60—RCA Dome, Indianapolis, 1987-2006
- 59—McKale Center, Tucson, AZ, 1974-2011
- 55—Omni, Atlanta, 1977-92
- 50—Charlotte Coliseum I, Charlotte, NC, 1958-87
- 50—Freedom Hall, Louisville, KY, 1958-91

REGIONAL CHAMPIONSHIP GAMES BY ARENA

- 13—Municipal Auditorium, Kansas City, MO, 1940-52
- 12—Madison Square Garden, New York, 1943-2023
- 11—IZOD Center, East Rutherford, NJ, 1984-2007
- 8—Allen Field House, Lawrence, KS, 1956-78
- 8—Gill Coliseum, Corvallis, OR, 1952-67
- 8—William Neal Reynolds Coliseum, Raleigh, NC, 1952-82
- 7—Carrier Dome, Syracuse, NY, 1983-2015
- 7—Lucas Oil Stadium, Indianapolis, 2009-21
- 7—Rupp Arena, Lexington, KY, 1977-2002
- 6—Ahearn Field House, Manhattan, KS, 1953-69
- 6—Cole Field House, College Park, MD, 1962-77

NATIONAL CHAMPIONSHIP GAMES BY ARENA

- 9—Municipal Auditorium, Kansas City, MO, 1940-64
- 7—Madison Square Garden, New York, 1943-50
- 6—Caesars Superdome, New Orleans, 1982-2022
- 6—Freedom Hall, Louisville, KY, 1958-69
- 4—Alamodome, San Antonio, 1998-2018
- 4—RCA Dome, Indianapolis, 1991-2006
- 3—Georgia Dome, Atlanta, 2002-13
- 3—Kingdome, Seattle, 1984-95
- 3—NRG Stadium, Houston, 2011-23
- 3—Lucas Oil Stadium, Indianapolis, 2010-21
- 2—Cole Field House, College Park, MD, 1966-70
- 2—Hubert H. Humphrey Metrodome, Minneapolis, 1991-2001
- 2—L.A. Sports Arena, Los Angeles, 1968-72
- 2—St. Louis Arena, St. Louis, 1973-78
- 2—Spectrum, Philadelphia, 1976-81
- 2—State Farm Stadium, 2017-24

TOURNAMENT GAMES BY CITY

- 163—Indianapolis, 1940-2024
- 137—Kansas City, MO, 1940-2023
- 137—Dayton, OH, 1970-2024
- 110—Salt Lake City, 1968-2024
- 104—Charlotte, NC, 1958-2024
- 92—New York, 1943-2024
- 89—Philadelphia, 1939-2022
- 88—Atlanta, 1977-2018
- 76—Lexington, KY, 1955-2013
- 71—Louisville, KY, 1958-2023
- 69—Greensboro, NC, 1974-2023

REGIONAL CHAMPIONSHIP GAMES BY CITY

- 20—Kansas City, MO, 1940-2023
- 12—New York, 1943-2023
- 11—East Rutherford, NJ, 1986-2007
- 11—Lexington, KY, 1957-2002
- 10—Los Angeles, 1966-2024
- 10—Philadelphia, 1939-2022
- 9—Atlanta, 1981-2018
- 9—St. Louis, 1982-2012
- 8—Charlotte, NC, 1958-2008
- 8—Corvallis, OR, 1952-67
- 8—Indianapolis, 1979-2021
- 8—Lawrence, KS, 1956-78
- 8—Raleigh, NC, 1951-82

NATIONAL CHAMPIONSHIP GAMES BY CITY

- 10—Kansas City, MO, 1940-88
- 8—Indianapolis, 1980-2021
- 7—New York, 1943-50
- 6—Louisville, KY, 1958-69
- 6—New Orleans, 1982-2022
- 5—Seattle, 1949-95
- 4—Atlanta, 1977-2013
- 4—Houston, 1971-2023
- 4—Minneapolis, 1951-2019
- 4—San Antonio, 1998-2018
- 3—St. Louis, 1973-2005

TOURNAMENT GAMES BY STATE

- 269—North Carolina, 1951-2024
- 228—California, 1939-2024
- 222—Ohio, 1957-2024
- 218—New York, 1943-2024
- 214—Indiana, 1940-2024
- 200—Texas, 1957-2024
- 193—Missouri, 1940-2023
- 165—Utah, 1960-2024
- 153—Kentucky, 1955-2023
- 131—Pennsylvania, 1939-2024

REGIONAL CHAMPIONSHIP GAMES BY STATE

- 29—Missouri, 1940-2023
- 28—California, 1939-2024
- 21—Texas, 1957-2024
- 20—New York, 1943-2023
- 19—North Carolina, 1952-2008
- 18—Kentucky, 1957-2023
- 17—Kansas, 1953-78
- 12—New Jersey, 1986-2011
- 11—Utah, 1962-2010
- 10—Indiana, 1940-2023
- 10—Oregon, 1952-75

NATIONAL CHAMPIONSHIP GAMES BY STATE

- 13—Missouri, 1940-2005
- 10—Texas, 1971-2023
- 8—Indiana, 1980-2021
- 7—Kentucky, 1958-85
- 7—New York, 1943-50
- 6—Louisiana, 1982-2022
- 5—Washington, 1949-95
- 4—California, 1960-75
- 4—Georgia, 1977-2013
- 4—Minnesota, 1951-2019

TOURNAMENT GAME ARENAS BY SITE

ALABAMA

G	S	Year	Round	City	Facility	Built	Capacity
3	2	1982	ME Rgnl	Birmingham	#Birmingham-Jefferson Civic Center	1976	17,500
4	2	1984	E 1st-2d	"	"		"
3	2	1985	SE Rgnl	"	"		"
6	3	1987	SE 1st-2d	"	"		"
3	2	1988	SE Rgnl	"	"		"
3	2	1997	SE Rgnl	"	"		"
3	2	1995	SE Rgnl	"	"		16,835
6	3	2000	S 1st-2d	"	"		"
6	3	2003	1st-2d	"	"		"
6	3	2008	1st-2d	"	"		16,045
6	3	2023	1st-2d	"	#Legacy Arena (name change)		17,654
4	2	1974	ME Rgnl	Tuscaloosa	Memorial Coliseum	1968	15,043
2	1	1975	ME 1st	"	"		"
4	2	1981	ME 1st-2d	"	"		"

ARIZONA

G	S	Year	Round	City	Facility	Built	Capacity
3	2	2009	W Rgnl	Glendale	#University of Phoenix Stadium	2006	38,831
3	2	2017	Final Four	"	"		76,000
3	2	2024	Final Four	"	#State Farm Stadium (name change)		73,000
2	1	1975	W 1st	Tempe	University Activity Center	1974	14,287
2	1	1976	W 1st	"	"		"
2	1	1978	W 1st	"	"		"
4	2	1980	W 1st-2d	"	"		"
6	3	1992	W 1st-2d	"	"		"
6	3	1996	W 1st-2d	"	"		13,849
4	2	1974	W Rgnl	Tucson	McKale Center	1973	14,214
2	1	1977	W 1st	"	"		"
2	1	1979	W 2d	"	"		"
3	2	1980	W Rgnl	"	"		"
6	3	1987	W 1st-2d	"	"		13,124
6	3	1989	W 1st-2d	"	"		13,477
6	3	1991	W 1st-2d	"	"		"
6	3	1993	W 1st-2d	"	"		"
6	3	1997	W 1st-2d	"	"		14,428
6	3	2000	W 1st-2d	"	"		13,859
6	3	2005	1st-2d	"	"		13,751
6	3	2011	2d-3d	"	"		13,808
3	2	1999	W Rgnl	Phoenix	#America West Arena	1992	19,022
3	2	2004	Rgnl	"	"		18,711
3	2	2008	W Rgnl	"	#US Airways Center (name change)		18,103
3	2	2012	W Rgnl	"	"		18,330

ARKANSAS

G	S	Year	Round	City	Facility	Built	Capacity
6	3	2008	1st-2d	North Little Rock	#Alltel Arena	1999	16,060

CALIFORNIA

G	S	Year	Round	City	Facility	Built	Capacity
3	2	1998	W Rgnl	Anaheim	#Arrowhead Pond	1993	17,533
3	2	2001	W Rgnl	"	"		17,268
3	2	2003	W Rgnl	"	"		17,607
6	3	2008	1st-2d	"	#Honda Center (name change)		"
3	2	2011	W Rgnl	"	"		17,960
3	2	2014	W Rgnl	"	"		"
3	2	2016	W Rgnl	"	"		18,336

G	S	Year	Round	City	Facility	Built	Capacity
3	2	2019	W Rgnl	"	"		
2	1	1958	W 1st	Berkeley	Harmon Arena	1933	6,450
6	3	1986	W 1st-2d	Long Beach	#Long Beach Arena	1965	12,000
6	3	1990	W 1st-2d	"	"		"
4	2	1968	Final Four	Los Angeles	#L.A. Sports Arena	1959	15,509
4	2	1972	Final Four	"	"		"
3	2	1994	W Rgnl	"	"		14,616
4	2	1966	W Rgnl	"	Pauley Pavilion	1965	12,543
4	2	1969	W Rgnl	"	"		"
4	2	1973	W Rgnl	"	"		"
3	2	1976	W Rgnl	"	"		"
4	2	1979	W 1st-2d	"	"		"
4	2	1981	W 1st-2d	"	"		"
3	2	1984	W Rgnl	"	"		"
6	3	1988	W 1st-2d	"	"		"
3	2	2013	W Rgnl	"	#Staples Center	1999	19,079
3	2	2015	W Rgnl	"	"		"
3	2	2018	W Rgnl	"	"		19,067
3	2	2024	W Rgnl	"	#Crypto.com Arena (name change)		19,079
3	2	1990	W Rgnl	Oakland	#Oakland-Alameda County Coliseum	1966	15,000
3	2	1995	W Rgnl	"	"		15,039
3	2	2006	Rgnl	"	Oakland Arena (name change)		19,243
1	1	1953	W-2 1st	Palo Alto	Old Pavilion	1922	3,000
6	3	1994	W 1st-2d	Sacramento	#Arco Arena	1981	16,418
6	3	1998	W 1st-2d	"	"		16,621
6	3	2002	1st-2d	"	"		16,250
6	3	2007	1st-2d	"	"		16,127
6	3	2017	1st-2d	"	#Golden 1 Center	2016	17,608
6	3	2023	1st-2d	"	"		"
4	2	1975	Final Four	San Diego	#San Diego Sports Arena	1967	13,741
6	3	2001	W 1st-2d	"	Cox Arena at Aztec Bowl	1997	12,200
6	3	2006	1st-2d	"	"		11,686
6	3	2018	1st-2d	"	Viejas Arena (name change)		12,414
6	3	2014	2d-3d	"	Viejas Arena at Aztec Bowl (name change)		11,686
6	3	2022	1st-2d	"	"		12,414
4	2	1939	Wn Rgnl	San Francisco	#California Coliseum	1938	9,476
2	1	1955	W-2 1st	"	#Cow Palace	1941	14,500
4	2	1958	W Rgnl	"	"		"
4	2	1959	W Rgnl	"	"		"
1	1	1960	W 1st	"	"		"
4	2	1960	Final Four	"	"		"
3	2	2022	W Rgnl	"	#Chase Center	2019	18,064
3	2	1997	W Rgnl	San Jose	#San Jose Arena	1993	18,543
3	2	2002	W Rgnl	"	#Compaq Center (name change)		18,150
3	2	2007	W Rgnl	"	#HP Pavilion (name change)		18,094
6	3	2010	1st-2d	"	"		18,500
6	3	2013	2d-3d	"	"		18,543
3	2	2017	W Rgnl	"	#SAP Center (name change)		"
6	3	2019	1st-2d	"	"		17,496

COLORADO

G	S	Year	Round	City	Facility	Built	Capacity
3	2	1985	W Rgnl	Denver	#McNichols Sports Arena	1974	17,022
3	2	1989	W Rgnl	"	"		"
3	2	1990	Final Four	"	"		"
3	2	1996	W Rgnl	"	"		"
6	3	1999	W 1st-2d	"	"		18,707
6	3	2004	1st-2d	"	#Pepsi Center	1999	19,555
6	3	2008	1st-2d	"	"		18,798
6	3	2011	2d-3d	"	"		19,533
6	3	2016	1st-2d	"	"		19,155
6	3	2023	1st-2d	"	#Ball Arena (name change)		19,520

G	S	Year	Round	City	Facility	Built	Capacity
2	1	1967	MW,W 1st	Fort Collins	Moby Arena	1966	9,001

CONNECTICUT

G	S	Year	Round	City	Facility	Built	Capacity
4	2	1983	E 1st-2d	Hartford	#Hartford Civic Center	1975	16,016
6	3	1985	E 1st-2d	"	"		"
6	3	1988	E 1st-2d	"	"		"
6	3	1990	E 1st-2d	"	"		"
6	3	1998	E 1st-2d	"	"		"
6	3	2019	1st-2d	"	#XL Center (name change)		16,294

DISTRICT OF COLUMBIA

G	S	Year	Round	City	Facility	Built	Capacity
6	3	1998	E 1st-2d	Washington	#MCI Center	1997	19,288
6	3	2002	1st-2d	"	"		19,369
3	2	2006	Rgnl	"	"		19,300
6	3	2008	1st-2d	"	#Verizon Center (name change)		18,400
6	3	2011	2d-3d	"	"		18,725
3	2	2013	E Rgnl	"	"		20,290
3	2	2019	E Rgnl	"	#Capital One Arena (name change)		20,356

FLORIDA

G	S	Year	Round	City	Facility	Built	Capacity
6	3	2006	1st-2d	Jacksonville	Veterans Memorial Arena	2003	13,663
6	3	2010	1st-2d	"	"		15,000
6	3	2015	2d-3d	"	"		
6	3	2019	1st-2d	"	"		
3	2	1994	E Rgnl	Miami	#Miami Arena	1988	15,308
6	3	2009	1st-2d	"	#American Airlines Arena	1999	17,930
6	3	1993	SE 1st-2d	Orlando	#Orlando Arena	1989	14,910
6	3	1996	SE 1st-2d	"	"		16,894
6	3	1999	South 1st-2d	"	"		17,164
6	3	2004	1st-2d	"	#TD Waterhouse Centre (name change)		16,494
6	3	2014	2d-3d	"	#Amway Center	2010	18,846
6	3	2017	1st-2d	"	"		"
6	3	2023	1st-2d	"	"		20,000
6	3	1994	SE 1st-2d	St. Petersburg	#ThunderDome	1990	22,665
3	2	1998	South Rgnl	"	#Tropicana Field (name change)		40,589
3	2	1999	Final Four	"	"		41,340
6	3	1995	SE 1st-2d	Tallahassee	#Tallahassee-Leon County Civic Center	1981	13,000
4	2	1983	ME 1st-2d	Tampa	USF Sun Dome	1980	10,347
6	3	2003	1st-2d	"	#Ice Palace Arena	1996	21,817
6	3	2008	1st-2d	"	#St. Pete Times Forum (name change)		20,814
6	3	2011	2d-3d	"	"		21,865

GEORGIA

G	S	Year	Round	City	Facility	Built	Capacity
4	2	1971	ME Rgnl	Athens	Georgia Coliseum	1964	11,200
4	2	1977	Final Four	Atlanta	#Omni	1972	16,271
3	2	1981	E Rgnl	"	"		"
3	2	1984	E Rgnl	"	"		"
6	3	1985	E 1st-2d	"	"		"
3	2	1986	SE Rgnl	"	"		"
6	3	1987	SE 1st-2d	"	"		"
6	3	1988	SE 1st-2d	"	"		"
6	3	1989	SE 1st-2d	"	"		"
6	3	1990	E 1st-2d	"	"		"
6	3	1991	SE 1st-2d	"	"		"
6	3	1992	SE 1st-2d	"	"		"
3	2	1996	E Rgnl	"	#Georgia Dome	1992	40,628

G	S	Year	Round	City	Facility	Built	Capacity
6	3	1998	South 1st-2d	"	"		26,700
3	2	2001	South Rgnl	"	"		50,644
3	2	2002	Final Four	"	"		52,647
3	2	2004	Rgnl	"	"		44,422
3	2	2006	Rgnl	"	"		36,375
3	2	2007	Final Four	"	"		51,458
3	2	2012	S Rgnl	"	"		41,650
3	2	2013	Final Four	"	"		75,350
3	2	2018	S Rgnl	"	Philips Arena	1999	18,118

IDAHO

G	S	Year	Round	City	Facility	Built	Capacity
4	2	1983	W 1st-2d	Boise	BSU Pavilion	1982	12,200
6	3	1989	W 1st-2d	"	"		"
6	3	1992	W 1st-2d	"	"		"
6	3	1995	W 1st-2d	"	"		12,375
6	3	1998	W 1st-2d	"	"		11,900
6	3	2001	W 1st-2d	"	"		12,375
6	3	2005	1st-2d	"	"		12,009
6	3	2009	1st-2d	"	Taco Bell Arena (name change)		12,194
6	3	2018	1st-2d	"	"		12,644
1	1	1957	W 1st	Pocatello	ISU Gymnasium (now named Reed Gym)	1948	3,500
2	1	1972	W 1st	"	ISU Minidome	1969	12,000
2	1	1974	W 1st	"	"		"
2	1	1977	W 1st	"	"		"

ILLINOIS

G	S	Year	Round	City	Facility	Built	Capacity
2	1	1969	ME 1st	Carbondale	SIU Arena	1964	10,014
1	1	1960	MW 1st	Chicago	Alumni Arena	1956	5,308
4	2	1952	E-2 Rgnl	"	#Chicago Stadium	1929	17,458
4	2	1953	E-2 Rgnl	"	"		"
6	3	1998	MW 1st-2d	"	#United Center	1994	22,579
6	3	2002	1st-2d	"	"		21,300
6	3	2007	1st-2d	"	"		22,767
6	3	2011	2d-3d	"	"		20,062
6	3	2016	MW Rgnl	"	"		20,500
3	2	2022	MW Rgnl	"	"		20,917
1	1	1939	CH	Evanston	Patten Gym	1910	6,000
4	2	1955	E-2 Rgnl	"	McGaw Hall	1952	10,500
4	2	1956	Final Four	"	"		"
2	1	1958	ME 1st	"	"		"
4	2	1959	ME Rgnl	"	"		"
2	1	1963	ME 1st	"	"		"
2	1	1964	ME 1st	"	"		"
4	2	1967	ME Rgnl	"	"		"
1	1	1954	W-1 1st	Peoria	Robertson Memorial Field House	1949	7,300
6	3	1987	MW 1st-2d	Rosemont	#Rosemont Horizon	1980	17,500
6	3	1993	MW 1st-2d	"	"		"
3	2	2005	Rgnl	"	#Allstate Arena (name change)		16,957

INDIANA

G	S	Year	Round	City	Facility	Built	Capacity
2	1	1977	ME 1st	Bloomington	Assembly Hall	1971	17,357
2	1	1979	ME 2d	"	"		"
3	2	1981	ME Rgnl	"	"		"
2	1	2021	First Four	"	Simon Skjodjt Assembly Hall (name change)		17,222
4	4	2021	1st-2d	"	"		"
4	2	1983	ME 1st-2d	Evansville	#Roberts Municipal Stadium	1956	11,096
2	1	1953	E-2 1st	Fort Wayne	#Allen County Coliseum	1952	9,500
2	1	1954	E-2 1st	"	"		"

G	S	Year	Round	City	Facility	Built	Capacity
2	1	1956	ME 1st	"	"		"
3	2	1940	En Rgnl	Indianapolis	Butler Field House	1928	15,000
12	12	2021	1st-2d	"	Hinkle Fieldhouse (name change)		9,100
4	4	2021	E, S, MW, W RSF	"	"		"
2	1	1978	ME 1st	"	#Market Square Arena	1974	17,000
3	2	1979	ME Rgnl	"	"		"
4	2	1980	Final Four	"	"		"
4	2	1982	ME 1st-2d	"	"		"
6	3	1987	MW 1st-2d	"	#Hoosier Dome	1984	47,100
6	3	1989	MW 1st-2d	"	"		"
6	3	1990	MW 1st-2d	"	"		"
3	2	1991	Final Four	"	"		"
6	3	1993	MW 1st-2d	"	"		"
6	3	1996	SE 1st-2d	"	#RCA Dome (name change)		40,868
3	2	1997	Final Four	"	"		47,028
6	3	1999	South 1st-2d	"	"		37,900
3	2	2000	Final Four	"	"		43,116
6	3	2003	1st-2d	"	"		37,004
6	3	2005	1st-2d	"	"		37,565
3	2	2006	Final Four	"	"		43,822
3	2	2009	MW Rgnl	"	#Lucas Oil Stadium	2008	39,221
3	2	2010	Final Four	"	"		70,930
3	2	2013	MW Rgnl	"	"		36,000
3	2	2014	MW Rgnl	"	"		40,000
3	2	2015	Final Four	"	"		72,238
8	8	2021	1st-2d	"	"		"
4	4	2021	E, S, MW, W RF	"	"		"
3	2	2021	Final Four	"	"		"
6	3	2017	1st-2d	"	#Bankers Life Fieldhouse	1999	17,923
12	12	2021	1st-2d	"	"		20,000
4	4	2021	E, S, MW, W RSF	"	"		"
6	3	2022	1st-2d	"	#Gainbridge Fieldhouse (name change)		"
6	3	2024	1st-2d	"	"		17,274
7	7	2021	1st-2d	"	#Indiana Farmers Coliseum	1939	6,800
2	1	1971	ME 1st	South Bend	Athletic & Convocation Center	1968	11,350
2	1	1976	ME 1st	"	"		"
6	3	1985	SE 1st-2d	"	"		"
6	3	1988	MW 1st-2d	"	The Joyce Center (name change)		"
2	1	1974	ME 1st	Terre Haute	Hulman Center	1973	10,200
4	2	1980	ME 1st-2d	West Lafayette	Mackey Arena	1967	14,123
2	1	2021	First Four	"	"		14,240
4	4	2021	1st-2d	"	"		"

IOWA

G	S	Year	Round	City	Facility	Built	Capacity
4	2	1972	MW Rgnl	Ames	James Hilton Coliseum	1971	14,020
6	3	2016	1st-2d	Des Moines	#Wells Fargo Arena	2005	16,110
6	3	2019	1st-2d	"	"		"
6	3	2023	1st-2d	"	"		"
4	2	1954	E-2 Rgnl	Iowa City	Iowa Field House	1927	13,500
4	2	1956	MW Rgnl	"	"		"
4	2	1962	ME Rgnl	"	"		"
4	2	1966	ME Rgnl	"	"		"

KANSAS

G	S	Year	Round	City	Facility	Built	Capacity
4	2	1956	MW Rgnl	Lawrence	Allen Field House	1955	15,200
4	2	1958	MW Rgnl	"	"		"
4	2	1959	MW Rgnl	"	"		"
4	2	1961	MW Rgnl	"	"		"
4	2	1963	MW Rgnl	"	"		"
4	2	1967	MW Rgnl	"	"		"

G	S	Year	Round	City	Facility	Built	Capacity
4	2	1970	MW Rgnl	"	"		"
2	1	1976	MW 1st	"	"		"
3	2	1978	MW Rgnl	"	"		"
4	2	1979	MW 1st-2d	"	"		"
4	2	1953	W-1 Rgnl	Manhattan	Ahearn Field House	1951	12,500
4	2	1955	W-1 Rgnl	"	"		"
4	2	1960	MW Rgnl	"	"		"
4	2	1962	MW Rgnl	"	"		"
4	2	1965	MW Rgnl	"	"		"
4	2	1969	MW Rgnl	"	"		"
2	1	1956	MW 1st	Wichita	Levitt Arena	1955	10,716
4	2	1964	MW Rgnl	"	"		10,666
2	1	1966	MW,W 1st	"	"		"
4	2	1968	MW Rgnl	"	"		"
4	2	1971	MW Rgnl	"	"		"
2	1	1973	MW 1st	"	"		"
2	1	1978	MW 1st	"	"		"
4	2	1981	MW 1st-2d	"	"		"
6	3	1994	MW 1st-2d	"	#Kansas Coliseum	1978	10,086
6	3	2018	1st-2d	"	#Intrust Bank Arena	2010	15,750

KENTUCKY

G	S	Year	Round	City	Facility	Built	Capacity
2	1	1965	ME 1st	Bowling Green	E.A. Diddle Arena	1963	8,500
4	2	1980	ME 1st-2d	"	"		12,370
2	1	1955	E-2 1st	Lexington	Memorial Coliseum	1950	11,500
4	2	1957	ME Rgnl	"	"		"
4	2	1958	ME Rgnl	"	"		"
2	1	1959	ME 1st	"	"		"
2	1	1960	ME 1st	"	"		"
2	1	1962	ME 1st	"	"		"
4	2	1965	ME Rgnl	"	"		"
2	1	1967	ME 1st	"	"		"
4	2	1968	ME Rgnl	"	"		"
2	1	1975	ME 1st	"	"		"
3	2	1977	ME Rgnl	"	#Rupp Arena	1976	23,000
3	2	1980	ME Rgnl	"	"		"
3	2	1984	ME Rgnl	"	"		"
3	2	1985	Final Four	"	"		"
3	2	1989	SE Rgnl	"	"		"
3	2	1992	SE Rgnl	"	"		"
6	3	1994	SE 1st-2d	"	"		22,564
3	2	1996	SE Rgnl	"	"		23,890
6	3	1998	South 1st-2d	"	"		22,700
3	2	2002	South Rgnl	"	"		22,095
6	3	2007	1st-2d	"	"		21,947
6	3	2013	2d-3d	"	"		23,000
4	2	1958	Final Four	Louisville	#Freedom Hall	1956	17,865
4	2	1959	Final Four	"	"		18,750
4	2	1960	ME Rgnl	"	"		"
6	3	1961	ME 1st-Rgnl	"	"		18,000
4	2	1962	Final Four	"	"		"
4	2	1963	Final Four	"	"		"
4	2	1967	Final Four	"	"		18,800
4	2	1969	Final Four	"	"		"
3	2	1976	MW Rgnl	"	"		16,433
4	2	1983	MW 1st-2d	"	"		16,613
3	2	1987	SE Rgnl	"	"		19,865
6	3	1991	SE 1st-2d	"	"		18,946
6	3	2012	2d-3d	"	#KFC Yum! Center	2010	22,028
6	3	2015	2d-3d	"	"		"
3	2	2016	S Rgnl	"	"		22,090

G	S	Year	Round	City	Facility	Built	Capacity
3	2	2019	S Rgnl	"	"		"
3	2	2023	S Rgnl	"	"		"

LOUISIANA

G	S	Year	Round	City	Facility	Built	Capacity
3	2	1976	ME Rgnl	Baton Rouge	Assembly Center	1971	14,327
2	1	1977	ME 1st	"	"		14,327
6	3	1986	ME 1st-2d	"	"		14,236
4	2	1942	En Rgnl	New Orleans	Tulane Gym (now named Fogelman Arena)	1933	3,000
3	2	1981	MW Rgnl	"	#Louisiana Superdome	1975	64,959
3	2	1982	Final Four	"	"		"
3	2	1987	Final Four	"	"		"
3	2	1990	SE Rgnl	"	"		"
3	2	1993	Final Four	"	"		64,151
6	3	1999	MW 1st-2d	"	"		24,912
6	3	2001	South 1st-2d	"	"		"
3	2	2003	Final Four	"	"		54,432
3	2	2012	Final Four	"	Mercedes-Benz Superdome (name change)		73,361
3	2	2022	Final Four	"	Caesars Superdome (name change)		74,295
6	3	2007	1st-2d	"	#New Orleans Arena	1999	18,363
6	3	2010	1st-2d	"	"		18,500
3	2	2011	SE Rgnl	"	"		18,318

MARYLAND

G	S	Year	Round	City	Facility	Built	Capacity
6	3	1995	E 1st-2d	Baltimore	#Baltimore Arena	1962	12,959
4	2	1962	E Rgnl	College Park	Cole Field House	1955	14,500
4	2	1963	E Rgnl	"	"		"
4	2	1965	E Rgnl	"	"		"
4	2	1966	Final Four	"	"		"
4	2	1967	E Rgnl	"	"		"
2	1	1968	E 1st	"	"		"
4	2	1969	E Rgnl	"	"		"
4	2	1970	Final Four	"	"		"
3	2	1977	E Rgnl	"	"		"
6	3	1991	E 1st-2d	"	"		"
6	3	1994	E 1st-2d	Landover	#USAir Arena	1973	19,611

MASSACHUSETTS

G	S	Year	Round	City	Facility	Built	Capacity
6	3	1999	E 1st-2d	Boston	#FleetCenter	1995	18,800
6	3	2003	1st-2d	"	"		18,389
3	2	2009	E Rgnl	"	#TD Banknorth Garden (name change)		19,169
3	2	2012	E Rgnl	"	#TD Garden (name change)		19,308
3	2	2018	E Rgnl	"	"		19,580
3	2	2024	E Rgnl	"	"		19,156
6	3	1992	E 1st-2d	Worcester	#Centrum	1983	13,452
6	3	2005	1st-2d	"	"		13,008

MICHIGAN

G	S	Year	Round	City	Facility	Built	Capacity
6	3	1997	MW 1st-2d	Auburn Hills	#Palace of Auburn Hills	1988	21,020
3	2	2000	MW Rgnl	"	"		21,214
6	3	2006	1st-2d	"	"		23,585
6	3	2013	2d-3d	"	"		22,076
3	2	2008	MW Rgnl	Detroit	#Ford Field	2002	78,000
3	2	2009	Final Four	"	"		72,500
6	3	2018	1st-2d	"	#Little Caesars Arena	2017	20,491
3	2	2024	MW Rgnl	"	"		20,332
4	2	1963	ME Rgnl	East Lansing	Jenison Field House	1940	12,500

G	S	Year	Round	City	Facility	Built	Capacity
3	2	1988	MW Rgnl	Pontiac	#Pontiac Silverdome	1975	36,000
3	2	1991	MW Rgnl	"	"		"

MINNESOTA

G	S	Year	Round	City	Facility	Built	Capacity
2	1	1951	CH-N3d	Minneapolis	Williams Arena	1928	18,052
4	2	1964	ME Rgnl	"	"		"
6	3	1986	MW 1st-2d	"	#Hubert H. Humphrey Metrodome	1982	35,000
3	2	1989	MW Rgnl	"	"		"
6	3	1991	MW 1st-2d	"	"		"
3	2	1992	Final Four	"	"		"
3	2	1996	MW Rgnl	"	"		"
6	3	2000	MW 1st-2d	"	"		"
3	2	2001	Final Four	"	"		45,994
3	2	2003	MW Rgnl	"	"		38,296
3	2	2006	Rgnl	"	"		33,000
6	3	2009	1st-2d	"	"		25,957
3	2	2019	Final Four	"	#U.S. Bank Stadium	2016	73,000

MISSOURI

G	S	Year	Round	City	Facility	Built	Capacity
5	3	1940	Wn Rgnl-CH	Kansas City	#Municipal Auditorium	1935	10,500
5	3	1941	Wn Rgnl-CH	"	"		"
5	3	1942	Wn Rgnl-CH	"	"		"
4	2	1943	Wn Rgnl	"	"		"
4	2	1944	Wn Rgnl	"	"		"
4	2	1945	Wn Rgnl	"	"		"
4	2	1946	Wn Rgnl	"	"		"
4	2	1947	Wn Rgnl	"	"		"
4	2	1948	Wn Rgnl	"	"		"
4	2	1949	Wn Rgnl	"	"		"
4	2	1950	Wn Rgnl	"	"		"
8	4	1951	W 1st-Rgnl	"	"		"
4	2	1952	W-1 Rgnl	"	"		"
4	2	1953	Final Four	"	"		"
4	2	1954	Final Four	"	"		"
4	2	1955	Final Four	"	"		"
4	2	1957	Final Four	"	"		"
4	2	1961	Final Four	"	"		"
4	2	1964	Final Four	"	"		"
3	2	1983	MW Rgnl	"	#Kemper Arena	1975	17,153
3	2	1986	MW Rgnl	"	"		"
3	2	1988	Final Four	"	"		"
3	2	1992	MW Rgnl	"	"		"
3	2	1995	MW Rgnl	"	"		16,668
6	3	1997	MW 1st-2d	"	"		"
6	3	2001	MW 1st-2d	"	"		17,484
6	3	2004	1st-2d	"	"		17,663
6	3	2009	1st-2d	"	#Sprint Center	2007	18,381
6	3	2013	2d-3d	"	"		18,972
3	2	2017	MW Rgnl	"	"		"
3	2	2019	MW Rgnl	"	"		"
3	2	2023	MW Rgnl	"	#T-Mobile Center (name change)		"
4	2	1973	Final Four	St. Louis	#St. Louis Arena	1929	18,500
4	2	1978	Final Four	"	#Checkerdome (name change)		"
3	2	1982	MW Rgnl	"	"		"
3	2	1984	MW Rgnl	"	#Arena (name changed back)		"
3	2	1993	MW Rgnl	"	"		"
3	2	1998	MW Rgnl	"	#Kiel Center	1994	22,172
6	3	2014	2d-3d	"	#Scottrade Center (name change)		22,000
6	3	2016	1st-2d	"	"		"
3	2	1999	MW Rgnl	"	#Trans World Dome	1995	37,542

G	S	Year	Round	City	Facility	Built	Capacity
6	3	2002	1st-2d	"	"		30,000
3	2	2004	Rgnl	"	#Edward Jones Dome (name change)		38,459
3	2	2005	Final Four	"	"		47,262
3	2	2007	MW Rgnl	"	"		40,645
3	2	2010	MW Rgnl	"	"		"
3	2	2012	MW Rgnl	"	"		26,265

NEBRASKA

G	S	Year	Round	City	Facility	Built	Capacity
4	2	1980	MW 1st-2d	Lincoln	Bob Devaney Sports Center	1976	14,478
4	2	1984	MW 1st-2d	"	"		"
6	3	1988	MW 1st-2d	"	"		"
2	1	1977	MW 1st	Omaha	#Omaha Civic Auditorium	1954	9,373
6	3	2008	1st-2d	"	#Qwest Center Omaha	2003	17,137
6	3	2012	2d-3d	"	#CenturyLink Center Omaha (name change)		17,301
6	3	2015	2d-3d	"	"		"
3	2	2018	MW Rgnl	"	"		18,320
6	3	2024	1st-2d	"	#CHI Health Center Omaha (name change)		"

NEW JERSEY

G	S	Year	Round	City	Facility	Built	Capacity
4	2	1984	E 1st-2d	East Rutherford	#Meadowlands Arena	1981	20,149
3	2	1986	E Rgnl	"	"		"
3	2	1987	E Rgnl	"	"		"
3	2	1988	E Rgnl	"	"		"
3	2	1989	E Rgnl	"	"		"
3	2	1990	E Rgnl	"	"		"
3	2	1991	E Rgnl	"	"		"
3	2	1993	E Rgnl	"	"		"
3	2	1995	E Rgnl	"	"		19,761
3	2	1996	Final Four	"	#Continental Airlines Arena (name change)		19,229
3	2	1999	E Rgnl	"	"		19,557
3	2	2004	E Rgnl	"	"		"
3	2	2007	E Rgnl	"	"		"
3	2	2011	E Rgnl	Newark	#Prudential Center	2007	19,973
1	1	1970	E 1st	Princeton	Jadwin Gymnasium	1969	7,550
1	1	1972	E 1st	"	"		"

NEW MEXICO

G	S	Year	Round	City	Facility	Built	Capacity
4	2	1968	W Rgnl	Albuquerque	University Arena	1966	14,831
3	2	1978	W Rgnl	"	"		17,126
3	2	1983	Final Four	"	"		"
6	3	1985	W 1st-2d	"	"		"
3	2	1992	W Rgnl	"	"		"
6	3	1996	W 1st-2d	"	"		"
3	2	2000	W Rgnl	"	"		16,004
6	3	2002	1st-2d	"	"		15,868
3	2	2005	Rgnl	"	"		15,763
6	3	2012	2d-3d	"	"		13,893
1	1	1959	W 1st	Las Cruces	Las Cruces HS Gym	1958	5,000
2	1	1969	W 1st	"	Pan American Center	1968	13,222
2	1	1972	MW 1st	"	"		"
4	2	1975	MW Rgnl	"	"		"

NEW YORK

G	S	Year	Round	City	Facility	Built	Capacity
6	3	1995	E 1st-2d	Albany	#Knickerbocker Arena	1990	14,820
3	2	2003	E Rgnl	"	#Pepsi Arena (name change)		15,229
6	3	2023	1st-2d	"	#MVP Arena (name change)		"

G	S	Year	Round	City	Facility	Built	Capacity
2	1	1954	E-1 1st	Buffalo	#Buffalo Memorial Auditorium	1936	13,900
6	3	2000	E 1st-2d	"	#Marine Midland Arena	1996	19,357
6	3	2004	1st-2d	"	HSBC Arena (name change)		18,704
6	3	2007	1st-2d	"	"		"
6	3	2010	1st-2d	"	"		19,200
6	3	2014	2d-3d	"	First Niagara Center (name change)		19,200
6	3	2017	1st-2d	"	"		"
6	3	2022	1st-2d	"	KeyBank Center (name change)		19,070
1	1	1970	E 1st	Jamaica	Alumni Hall	1962	6,000
1	1	1971	E 1st	"	"		"
1	1	1972	E 1st	"	"		"
1	1	1973	E 1st	"	"		"
1	1	1974	E 1st	"	"		"
6	3	2016	1st-2d	New York City	#Barclays Center (Brooklyn)	2012	18,103
6	3	2024	1st-2d	"	"		17,732
5	3	1943	En Rgnl-CH	"	#Madison Square Garden	1925	18,479
5	3	1944	En Rgnl-CH	"	"		"
5	3	1945	En Rgnl-CH	"	"		"
6	3	1946	En Rgnl-CH-N3d	"	"		"
6	3	1947	En Rgnl-CH-N3d	"	"		"
6	3	1948	En Rgnl-CH-N3d	"	"		"
4	2	1949	En Rgnl	"	"		"
6	3	1950	En Rgnl-CH-N3d	"	"		"
6	3	1951	E 1st-Rgnl	"	"		"
3	1	1955	E-1 1st TH	"	"		"
4	2	1956	E 1st	"	"		"
3	1	1957	E 1st TH	"	"		"
3	1	1958	E 1st TH	"	"		"
3	1	1959	E 1st TH	"	"		"
3	1	1960	E 1st TH	"	"		"
3	1	1961	E 1st TH	"	"		"
3	2	2014	E Rgnl	"	"		19,812
3	2	2017	E Rgnl	"	"		20,789
3	2	2023	E Rgnl	"	"		19,500
3	2	1983	E Rgnl	Syracuse	Carrier Dome	1980	33,000
6	3	1986	E 1st-2d	"	"		"
6	3	1987	E 1st-2d	"	"		"
6	3	1991	E 1st-2d	"	"		"
6	3	1993	E 1st-2d	"	"		"
3	2	1997	E Rgnl	"	"		32,048
3	2	2000	E Rgnl	"	"		31,805
3	2	2002	E Rgnl	"	"		"
3	2	2005	Rgnl	"	"		"
3	2	2010	E Rgnl	"	"		"
3	2	2015	E Rgnl	"	"		"
4	2	1982	E 1st-2d	Uniondale	#Nassau Coliseum	1972	16,547
6	3	1994	E 1st-2d	"	"		15,510
6	3	2001	E 1st-2d	"	"		16,115

NEVADA

G	S	Year	Round	City	Facility	Built	Capacity
3	2	2023	W Rgnl	Las Vegas	#T-Mobile Arena	2016	18,000

NORTH CAROLINA

G	S	Year	Round	City	Facility	Built	Capacity
6	3	1988	E 1st-2d	Chapel Hill	Dean E. Smith Center	1986	21,444
4	2	1958	E Rgnl	Charlotte	#Charlotte Coliseum I	1951	11,666
4	2	1959	E Rgnl	"	"		"
4	2	1960	E Rgnl	"	"		"
4	2	1961	E Rgnl	"	"		"
4	2	1973	E Rgnl	"	"		"
2	1	1975	E 1st	"	"		"

G	S	Year	Round	City	Facility	Built	Capacity
2	1	1976	E 1st	"	"		"
2	1	1978	E 1st	"	"		"
4	2	1981	E 1st-2d	"	"		"
4	2	1982	E 1st-2d	"	"		"
4	2	1984	E 1st-2d	"	"		"
6	3	1986	SE 1st-2d	"	"		"
6	3	1987	E 1st-2d	"	"		"
3	2	1991	SE Rgnl	"	#Charlotte Coliseum II	1988	23,339
3	2	1993	SE Rgnl	"	"		"
3	2	1994	Final Four	"	"		22,876
6	3	1997	SE 1st-2d	"	"		22,806
6	3	1999	E 1st-2d	"	"		"
6	3	2005	1st-2d	"	"		23,207
3	2	2008	E Rgnl	"	#Charlotte Bobcats Arena	2005	19,092
6	3	2011	2d-3d	"	Time Warner Cable Arena (name change)		18,980
6	3	2015	2d-3d	"	"		"
6	3	2018	1st-2d	"	Spectrum Center (name change)		20,200
6	3	2024	1st-2d	"	"		19,077
1	1	1954	E-1 1st	Durham	Cameron Indoor Stadium	1939	8,564
4	2	1974	Final Four	Greensboro	#Greensboro Coliseum	1959	16,000
3	2	1976	E Rgnl	"	"		"
3	2	1979	E Rgnl	"	"		"
4	2	1980	E 1st-2d	"	"		"
4	2	1983	E 1st-2d	"	"		"
6	3	1986	E 1st-2d	"	"		"
6	3	1989	E 1st-2d	"	"		"
6	3	1992	E 1st-2d	"	"		"
3	2	1998	E Rgnl	"	"		23,235
6	3	2001	E 1st-2d	"	"		"
6	3	2006	1st-2d	"	"		22,447
6	3	2009	1st-2d	"	"		22,404
6	3	2012	2d-3d	"	"		18,706
6	3	2023	1st-2d	"	"		22,000
2	1	1951	E 1st	Raleigh	William Neal Reynolds Coliseum	1949	12,400
4	2	1952	E-1 Rgnl	"	"		"
4	2	1953	E-1 Rgnl	"	"		"
4	2	1964	E Rgnl	"	"		"
4	2	1966	E Rgnl	"	"		"
4	2	1968	E Rgnl	"	"		"
2	1	1969	E 1st	"	"		"
4	2	1971	E Rgnl	"	"		"
4	2	1974	E Rgnl	"	"		"
2	1	1977	E 1st	"	"		"
4	2	1979	E 1st-2d	"	"		"
3	2	1982	E Rgnl	"	"		"
6	3	2004	1st-2d	"	#RBC Center	1999	19,722
6	3	2008	1st-2d	"	"		19,477
6	3	2014	2d-3d	"	PNC Arena (name change)		19,477
6	3	2016	1st-2d	"	"		19,722
6	3	1993	E 1st-2d	Winston-Salem	#Lawrence Joel Veterans Memorial Coliseum	1989	14,407
6	3	1997	E 1st-2d	"	"		14,368
6	3	2000	E 1st-2d	"	"		14,252
6	3	2007	1st-2d	"	"		14,148

OHIO

G	S	Year	Round	City	Facility	Built	Capacity
3	2	1979	MW Rgnl	Cincinnati	#Riverfront Coliseum	1975	16,562
3	2	1987	MW Rgnl	"	"		"
6	3	1988	SE 1st-2d	"	"		"
6	3	1992	SE 1st-2d	"	"		"
6	3	2000	MW 1st-2d	Cleveland	CSU Convocation Center	1991	13,374
6	3	2005	1st-2d	"	"		13,311

G	S	Year	Round	City	Facility	Built	Capacity
6	3	2011	2d-3d	"	Quicken Loans Arena	1994	20,164
3	2	2015	MW Rgnl				
2	1	1957	ME 1st	Columbus	St. John Arena	1956	13,489
4	2	1970	ME Rgnl	"	"		"
6	3	2004	1st-2d	"	#Nationwide Arena	2000	19,588
6	3	2007	1st-2d	"	"		19,916
6	3	2012	2d-3d	"	"		19,483
6	3	2015	2d-3d	"	"		
6	3	2019	1st-2d	"	"		19,500
6	3	2023	1st-2d	"	"		"
2	1	1970	ME 1st	Dayton	University of Dayton Arena	1969	13,455
4	2	1972	ME Rgnl	"	"		"
2	1	1973	ME 1st	"	"		"
4	2	1975	ME Rgnl	"	"		"
2	1	1976	ME 1st	"	"		"
3	2	1978	ME Rgnl	"	"		"
4	2	1981	ME 1st-2d	"	"		"
2	1	1983	OR	"	"		"
2	1	1984	OR	"	"		"
6	3	1985	SE 1st-2d	"	"		"
6	3	1986	MW 1st-2d	"	"		"
6	3	1991	MW 1st-2d	"	"		"
6	3	1992	MW 1st-2d	"	"		"
6	3	1995	MW 1st-2d	"	"		"
7	4	2001	MW OR, 1st-2d	"	"		"
1	1	2002	OR	"	"		12,837
1	1	2003	OR	"	"		"
1	1	2004	OR	"	"		"
1	1	2005	OR	"	"		"
7	4	2006	OR, 1st-2d	"	"		12,945
1	1	2007	OR	"	"		"
1	1	2008	OR	"	"		12,837
7	4	2009	OR, 1st-2d	"	"		12,591
1	1	2010	OR	"	"		"
4	2	2011	1st	"	"		13,200
4	2	2012	1st	"	"		12,879
10	5	2013	1st-2d-3d	"	"		13,266
4	2	2014	1st	"	"		"
4	2	2015	1st	"	"		"
4	2	2016	OR	"	"		13,435
4	2	2017	OR	"	"		"
4	2	2018	OR	"	"		"
4	2	2019	OR	"	"		"
4	2	2022	OR	"	"		"
4	2	2023	OR	"	"		13,409
2	1	1966	ME 1st	Kent	Memorial Gymnasium	1950	6,034
2	1	1968	ME 1st	"	"		"

OKLAHOMA

G	S	Year	Round	City	Facility	Built	Capacity
1	1	1955	W-1 1st	El Reno	Thunderbird Coliseum	1954	4,000
2	1	1977	MW 1st	Norman	Lloyd Noble Center	1975	10,871
1	1	1957	MW 1st	Oklahoma City	Capitol Hill HS Arena	1953	4,000
3	2	1977	MW Rgnl	"	#Myriad Convention Center	1974	15,200
6	3	1994	MW 1st-2d	"	"		13,268
6	3	1998	MW 1st-2d	"	"		"
6	3	2003	1st-2d	"	#Ford Center	2002	18,462
6	3	2005	1st-2d	"	"		18,567
6	3	2010	1st-2d	"	"		18,203
6	3	2016	1st-2d	"	Chesapeake Energy Arena (name change)		"
4	2	1954	W-1 Rgnl	Stillwater	Gallagher Hall	1938	7,400
1	1	1958	MW 1st	"	"		"

G	S	Year	Round	City	Facility	Built	Capacity
4	2	1974	MW Rgnl	Tulsa	Mabee Center	1972	10,575
2	1	1975	MW 1st	"	"		"
2	1	1978	MW 1st	"	"		"
4	2	1982	MW 1st-2d	"	"		"
6	3	1985	MW 1st-2d	"	"		"
6	3	2011	2d-3d	"	#BOK Center	2008	17,966
6	3	2017	1st-2d	"	"		19,199
6	3	2019	1st-2d	"	"		"

OREGON

G	S	Year	Round	City	Facility	Built	Capacity
4	2	1952	W-2 Rgnl	Corvallis	Gill Coliseum	1949	10,000
4	2	1953	W-2 Rgnl	"	"		"
6	3	1954	W -2 1st-Rgnl	"	"		"
4	2	1955	W-2 Rgnl	"	"		"
4	2	1956	FW Rgnl	"	"		"
4	2	1957	W Rgnl	"	"		"
1	1	1960	W 1st	"	"		"
2	1	1962	W 1st	"	"		"
4	2	1964	W Rgnl	"	"		"
4	2	1967	W Rgnl	"	"		"
4	2	1983	W 1st-2d	"	"		"
2	1	1963	W 1st	Eugene	McArthur Court	1926	10,099
2	1	1964	W 1st	"	"		"
2	1	1976	W 1st	"	"		"
2	1	1978	W 1st	"	"		"
1	1	1959	W 1st	Portland	#Pacific International Livestock Pavilion	1919	4,200
6	3	1961	W 1st-Rgnl	"	#Memorial Coliseum	1960	12,666
4	2	1965	Final Four	"	"		"
4	2	1975	W Rgnl	"	"		"
6	3	2009	1st-2d	"	#Rose Garden	1995	19,570
6	3	2012	2d-3d	"	"		19,783
6	3	2015	2d-3d	"	Moda Center (name change)		"
6	3	2022	1st-2d	"	"		19,393

PENNSYLVANIA

G	S	Year	Round	City	Facility	Built	Capacity
3	2	1939	En Rgnl	Philadelphia	Palestra	1927	9,200
2	1	1953	E-1 1st	"	"		"
4	2	1954	E-1 Rgnl	"	"		"
4	2	1955	E-1 Rgnl	"	"		"
4	2	1956	E Rgnl	"	"		"
4	2	1957	E Rgnl	"	"		"
3	1	1962	E 1st TH	"	"		"
3	1	1963	E 1st TH	"	"		"
3	1	1964	E 1st TH	"	"		"
3	1	1965	E 1st TH	"	"		"
1	1	1970	E 1st	"	"		"
1	1	1971	E 1st	"	"		"
1	1	1973	E 1st	"	"		"
1	1	1974	E 1st	"	"		"
2	1	1975	E 1st	"	"		"
2	1	1977	E 1st	"	"		"
2	1	1978	E 1st	"	"		"
2	1	1983	OR	"	"		"
3	1	1984	OR TH	"	"		"
4	2	1976	Final Four	"	#Spectrum	1967	17,937
3	2	1980	E Rgnl	"	"		"
4	2	1981	Final Four	"	"		"
3	2	1992	E Rgnl	"	"		"
3	2	2001	E Rgnl	"	#First Union Center	1996	20,060
6	3	2006	1st-2d	"	#Wachovia Center (name change)		19,990

G	S	Year	Round	City	Facility	Built	Capacity
6	3	2009	1st-2d	"	"		18,178
6	3	2013	2d-3d	"	#Wells Fargo Center (name change)		20,328
3	2	2016	E Rgnl	"	"		"
3	2	2022	E Rgnl	"	"		"
6	3	1997	E 1st-2d	Pittsburgh	#Civic Arena	1961	17,509
6	3	2002	1st-2d	"	#Mellon Arena (name change)		16,960
6	3	2012	2d-3d	"	#Consol Energy Center	2010	18,608
6	3	2015	2d-3d	"	"		18,762
6	3	2018	1st-2d	"	PPG Paints Arena (name change)		19,758
6	3	2022	1st-2d	"	"		"
6	3	2024	1st-2d	"	"		19,000

RHODE ISLAND

G	S	Year	Round	City	Facility	Built	Capacity
1	1	1967	E 1st	Kingston	Keaney Gymnasium	1953	5,000
1	1	1968	E 1st	"	"		"
1	1	1969	E 1st	"	"		"
4	2	1975	E Rgnl	Providence	#Providence Civic Center	1972	12,155
2	1	1976	E 1st	"	"		"
3	2	1978	E Rgnl	"	"		"
2	1	1979	E 2d	"	"		"
4	2	1980	E 1st-2d	"	"		"
4	2	1981	E 1st-2d	"	"		"
3	2	1985	E Rgnl	"	"		"
6	3	1989	E 1st-2d	"	"		13,100
6	3	1996	E 1st-2d	"	"		11,931
6	3	2010	1st-2d	"	Dunkin' Donuts Center (name change)		13,106
6	3	2016	1st-2d	"	"		12,400

SOUTH CAROLINA

G	S	Year	Round	City	Facility	Built	Capacity
4	2	1970	E Rgnl	Columbia	Carolina Coliseum	1968	12,401
6	3	2002	1st-2d	Greenville	#BI-LO Center	1998	13,998
6	3	2017	1st-2d	"	#Bon Secours Wellness Arena (name change)		15,951
6	3	2022	1st-2d	"	"		"

TENNESSEE

G	S	Year	Round	City	Facility	Built	Capacity
2	1	1972	ME 1st	Knoxville	Stokely Athletics Center	1966	12,700
2	1	1978	ME 1st	"	"		"
3	2	1983	ME Rgnl	"	"		"
6	3	1990	SE 1st-2d	"	Thompson-Boling Arena	1987	24,535
3	2	1994	SE Rgnl	"	"		23,291
3	2	1999	South Rgnl	"	"		24,385
4	2	1984	MW 1st-2d	Memphis	#Mid-South Coliseum	1975	11,200
6	3	1995	SE 1st-2d	"	The Pyramid	1991	20,142
6	3	1997	SE 1st-2d	"	"		"
6	3	2001	South 1st-2d	"	"		"
3	2	2009	S Rgnl	"	#FedEx Forum	2004	17,663
3	2	2014	S Rgnl	"	"		18,119
3	2	2017	S Rgnl	"	"		"
6	3	2024	1st-2d	"	"		17,794
4	2	1979	ME 1st-2d	Murfreesboro	Murphy Athletic Center	1972	11,520
4	2	1973	ME Rgnl	Nashville	Memorial Gymnasium	1952	15,626
4	2	1982	ME 1st-2d	"	"		"
6	3	1989	SE 1st-2d	"	"		"
6	3	1993	SE 1st-2d	"	"		"
6	3	2000	S 1st-2d	"	#Gaylord Entertainment Center	1996	17,297
6	3	2003	1st-2d	"	"		17,484
6	3	2005	1st-2d	"	"		17,286
6	3	2012	2d-3d	"	Bridgestone Arena (name change)		17,554

G	S	Year	Round	City	Facility	Built	Capacity
6	3	2018	1st-2d	"	"		19,395

TEXAS

G	S	Year	Round	City	Facility	Built	Capacity
3	2	2013	S Rgnl	Arlington	#Cowboys Stadium	2009	42,614
3	2	2014	Final Four	"	#AT&T Stadium (name change)	2009	77,122
4	2	1981	MW 1st-2d	Austin	Frank Erwin Center	1977	16,231
6	3	1990	MW 1st-2d	"	"		"
6	3	1995	MW 1st-2d	"	"		16,042
3	2	2000	S Rgnl	"	"		16,731
3	2	2005	Rgnl	"	"		16,239
6	3	2013	2d-3d	"	"		16,540
4	2	1957	MW Rgnl	Dallas	Moody Coliseum	1956	9,007
2	1	1962	MW 1st	"	"		"
2	1	1964	MW 1st	"	"		"
2	1	1979	MW 2d	"	"		"
4	2	1982	MW 1st-2d	"	#Reunion Arena	1980	17,000
3	2	1985	MW Rgnl	"	"		"
3	2	1986	Final Four	"	"		"
6	3	1989	MW 1st-2d	"	"		"
3	2	1990	MW Rgnl	"	"		"
3	2	1994	MW Rgnl	"	"		16,240
6	3	1996	MW 1st-2d	"	"		16,379
6	3	2002	1st-2d	"	#American Airlines Center	2001	19,134
6	3	2006	1st-2d	"	"		"
6	3	2018	1st-2d	"	"		19,020
3	2	2024	S Rgnl	"	"		19,200
2	1	1974	MW 1st	Denton	North Texas Coliseum	1973	10,000
2	1	1976	MW 1st	"	"		"
4	2	1980	MW 1st-2d	"	"		"
4	2	1981	W 1st-2d	El Paso	Special Events Center	1977	12,000
2	1	1969	MW 1st	Fort Worth	Daniel-Meyer Coliseum	1961	7,166
2	1	1970	MW 1st	"	"		"
6	3	2022	1st-2d	"	#Dickies Arena	2019	13,550
1	1	1961	MW 1st	Houston	Delmar Field House	1960	5,300
4	2	1971	Final Four	"	#Astrodome	1965	31,765
2	1	1971	MW 1st	"	Hofheinz Pavilion	1969	10,066
4	2	1973	MW Rgnl	"	"		"
6	3	1985	MW 1st-2d	"	"		"
3	2	1980	MW Rgnl	"	#The Summit	1975	16,016
4	2	1983	MW 1st-2d	"	"		"
3	2	1986	W Rgnl	"	"		"
3	2	2008	S Rgnl	"	#Reliant Stadium	2002	71,500
3	2	2010	S Rgnl	"	"		"
3	2	2011	Final Four	"	"		76,995
3	2	2015	S Rgnl	"	NRG Stadium (name change)		"
3	2	2016	Final Four	"	"		"
3	2	2023	Final Four	"	"		"
2	1	1963	MW 1st	Lubbock	Lubbock Memorial Coliseum	1956	8,174
2	1	1965	MW 1st	"	"		"
4	2	1966	MW Rgnl	"	"		"
2	1	1975	MW 1st	"	"		"
3	2	1997	MW Rgnl	San Antonio	#Alamodome	1993	41,250
3	2	1998	Final Four	"	"		40,509
3	2	2001	MW Rgnl	"	"		"
3	2	2003	S Rgnl	"	"		38,329
3	2	2004	Final Four	"	"		44,468
3	2	2007	S Rgnl	"	"		30,800
3	2	2008	Final Four	"	"		43,718
3	2	2011	SW Rgnl	"	"		22,630
3	2	2018	Final Four	"	"		72,000
6	3	2014	2d-3d	"	AT&T Center	2002	18,581

G	S	Year	Round	City	Facility	Built	Capacity
3	2	2022	S Rgnl	"	"		19,217

UTAH

G	S	Year	Round	City	Facility	Built	Capacity
2	1	1971	W 1st	Logan	Dee Glen Smith Spectrum	1970	10,270
2	1	1973	W 1st	"	"		"
4	2	1982	W 1st-2d	"	"		"
4	2	1980	W 1st-2d	Ogden	Dee Event Center	1977	11,592
3	2	1983	W Rgnl	"	"		"
6	3	1986	W 1st-2d	"	"		"
6	3	1994	W 1st-2d	"	"		"
1	1	1960	W 1st	Provo	George Albert Smith Field House	1951	10,500
4	2	1962	W Rgnl	"	"		"
4	2	1963	W Rgnl	"	"		"
4	2	1965	W Rgnl	"	"		"
2	1	1970	W 1st	"	"		"
4	2	1972	W Rgnl	"	Marriott Center	1971	22,700
3	2	1977	W Rgnl	"	"		"
3	2	1979	W Rgnl	"	"		"
3	2	1982	W Rgnl	"	"		"
2	1	1968	MW,W 1st	Salt Lake City	Nielsen Field House	1940	5,000
4	2	1971	W Rgnl	"	Special Events Center	1969	15,000
4	2	1979	Final Four	"	"		"
3	2	1981	W Rgnl	"	"		"
4	2	1984	W 1st-2d	"	"		"
6	3	1985	W 1st-2d	"	"		"
6	3	1987	W 1st-2d	"	"		"
6	3	1988	W 1st-2d	"	Jon M. Huntsman Center (name change)		"
6	3	1990	W 1st-2d	"	"		"
6	3	1991	W 1st-2d	"	"		"
6	3	1993	W 1st-2d	"	"		"
6	3	1995	W 1st-2d	"	"		14,910
6	3	1997	W 1st-2d	"	"		14,925
6	3	2000	W 1st-2d	"	"		"
6	3	2003	1st-2d	"	"		"
6	3	2006	1st-2d	"	"		15,122
3	2	2010	W Rgnl	"	#EnergySolutions Arena	1991	19,911
6	3	2013	2d-3d	"	"		"
6	3	2017	1st-2d	"	"		"
6	3	2019	1st-2d	"	#Vivint Smart Home Arena (name change)		18,300
6	3	2024	1st-2d	"	#Delta Center (name change)		18,306

VIRGINIA

G	S	Year	Round	City	Facility	Built	Capacity
2	1	1966	E 1st	Blacksburg	Cassell Coliseum	1964	10,000
2	1	1967	W 1st	"	"		"
6	3	1990	SE 1st-2d	Richmond	#Richmond Coliseum	1971	11,051
6	3	1996	E 1st-2d	"	"		11,859
1	1	1972	E 1st	Williamsburg	William and Mary Hall	1970	10,070
1	1	1973	E 1st	"	"		"

WASHINGTON

G	S	Year	Round	City	Facility	Built	Capacity
2	1	1975	W 1st	Pullman	Wallis Beasley	1973	12,058
4	2	1982	W 1st-2d	"	Performing Arts Coliseum		"
4	2	1984	W 1st-2d	"	"		"
2	1	1949	CH-N3d	Seattle	Edmundson Pavilion	1927	9,000
4	2	1952	Final Four	"	"		"
1	1	1953	W-2 1st	"	"		"
1	1	1956	FW 1st	"	"		"
4	2	1960	W Rgnl	"	"		"

G	S	Year	Round	City	Facility	Built	Capacity
4	2	1970	W Rgnl	"	"		"
3	2	1984	Final Four	"	#Kingdome	1976	38,471
3	2	1987	W Rgnl	"	"		"
3	2	1988	W Rgnl	"	"		"
3	2	1989	Final Four	"	"		"
3	2	1991	W Rgnl	"	"		"
3	2	1993	W Rgnl	"	"		"
3	2	1995	Final Four	"	"		38,540
6	3	1999	W 1st-2d	"	#KeyArena at Seattle Center	1995	14,643
6	3	2004	1st-2d	"	"		16,564
6	3	2015	2d-3d	"	"		17,072
6	3	2003	1st-2d	Spokane	#Spokane Veterans Memorial Arena	1995	11,757
6	3	2007	1st-2d	"	"		11,551
6	3	2010	1st-2d	"	"		12,210
6	3	2014	2d-3d	"	"		12,210
6	3	2016	1st-2d	"	"		11,736
6	3	2024	1st-2d	"	"		12,210

WEST VIRGINIA

G	S	Year	Round	City	Facility	Built	Capacity
1	1	1971	E 1st	Morgantown	WVU Coliseum	1970	14,000
4	2	1972	E Rgnl	"	"		"
1	1	1974	E 1st	"	"		"

WISCONSIN

G	S	Year	Round	City	Facility	Built	Capacity
4	2	1941	En Rgnl	Madison	Wisconsin Field House	1927	14,000
4	2	1969	ME Rgnl	"	"		13,000
3	2	2002	MW Rgnl	"	Kohl Center	1998	15,995
4	2	1984	ME 1st-2d	Milwaukee	#Milwaukee Exposition & Conv. Center	1950	11,052
6	3	1992	MW 1st-2d	"	#Bradley Center	1988	18,600
6	3	1996	MW 1st-2d	"	"		"
6	3	1999	MW 1st-2d	"	"		"
6	3	2004	1st-2d	"	"		18,866
6	3	2010	1st-2d	"	BMO Harris Bradley Center (name change)		19,000
6	3	2014	2d-3d	"	"		18,850
6	3	2017	1st-2d	"	"		"
6	3	2022	1st-2d	"	#Fiserv Forum	2018	17,385

G—Number of games.; S—Number of sessions.; CH—National championship game.; N3d—National third-place game.; Rgnl—Regional.; 3d —Third round.; 2d—Second round.; 1st—First round.; OR—Opening round.; East—East region.; En—Eastern region.; E-1—East-1 region.; E-2—East-2 region.; FW—Far West region.; ME—Mideast region.; MW—Midwest region.; S—South region.; SE—Southeast region.; W—West region.; Wn—Western region.; W-1—West-1 region.; W-2—West-2 region.; TH—Tripleheader.; #Non-campus arena.

FUTURE DATES AND SITES

FULL TOURNAMENT DATES

Year	First Four	First Round	Second Round	Regionals	Final Four
2025	March 18-19	March 20-21	March 22-23	March 27-30	April 5, 7
2026	March 17-18	March 19-20	March 21-22	March 26-29	April 4, 6
2027	March 16-17	March 18-19	March 20-21	March 25-28	April 3, 5
2028	March 14-15	March 16-17	March 18-19	March 23-26	April 1, 3

FINAL FOUR DATES

Year	Dates	Site & Hosts
2025	April 5 and 7	Alamodome, San Antonio Host: UIW and UTSA
2026	April 4 and 6	Lucas Oil Stadium, Indianapolis Host: Horizon League and IUPUI
2027	April 3 and 5	Ford Field, Detroit Host: Michigan St.
2028	April 1 and 3	Allegiant Stadium, Las Vegas Host: UNLV
2029	March 31 and April 2	Lucas Oil Stadium, Indianapolis Host: Horizon League and IUPUI
2030	April 6 and 8	AT&T Stadium, North Texas Host: Big 12 Conference

EARLY ROUNDS

2025

First Four

March 18 and 19

University of Dayton Arena, Dayton, OH
Host: Dayton

First and Second Rounds

March 20 and 22

Climate Pledge Arena, Seattle
Host: Washington
Amica Mutual Pavilion, Providence, RI
Host: Providence
Rupp Arena, Lexington, KY
Host: Kentucky
Intrust Bank Arena, Wichita, KS
Host: Wichita St.

March 21 and 23

Rocket Mortgage FieldHouse, Cleveland
Host: Mid-American Conference
Fiserv Forum, Milwaukee
Host: Marquette
PNC Arena, Raleigh, NC
Host: NC State
Ball Arena, Denver
Host: Mountain West Conference

Regionals

March 27 and 29

East Prudential Center, Newark, NJ
Host: Seton Hall
West Chase Center, San Francisco
Host: Pac-12 Conference

March 28 and 30

Midwest Lucas Oil Stadium, Indianapolis
Host: IUPUI and Horizon League
South State Farm Arena, Atlanta
Host: Georgia Tech

2026

First Four

March 17 and 28

University of Dayton Arena, Dayton, OH
Host: Dayton

First and Second Rounds

March 19 and 21

KeyBank Center, Buffalo, NY
Host: Metro Atlantic Athletic Conference
Bon Secours Wellness Arena, Greenville, SC
Host: Furman and Southern Conference
Paycom Center, Oklahoma City
Host: Big 12 Conference
Moda Center, Portland, OR
Host: Oregon St.

March 20 and 22

Well Fargo Center, Philadelphia
Host: Saint Joseph's
Viejas Arena, San Diego
Host: San Diego St.
Enterprise Center, St. Louis
Host: Missouri Valley Conference
Amalie Arena Tampa, FL
Host: South Florida

Regionals

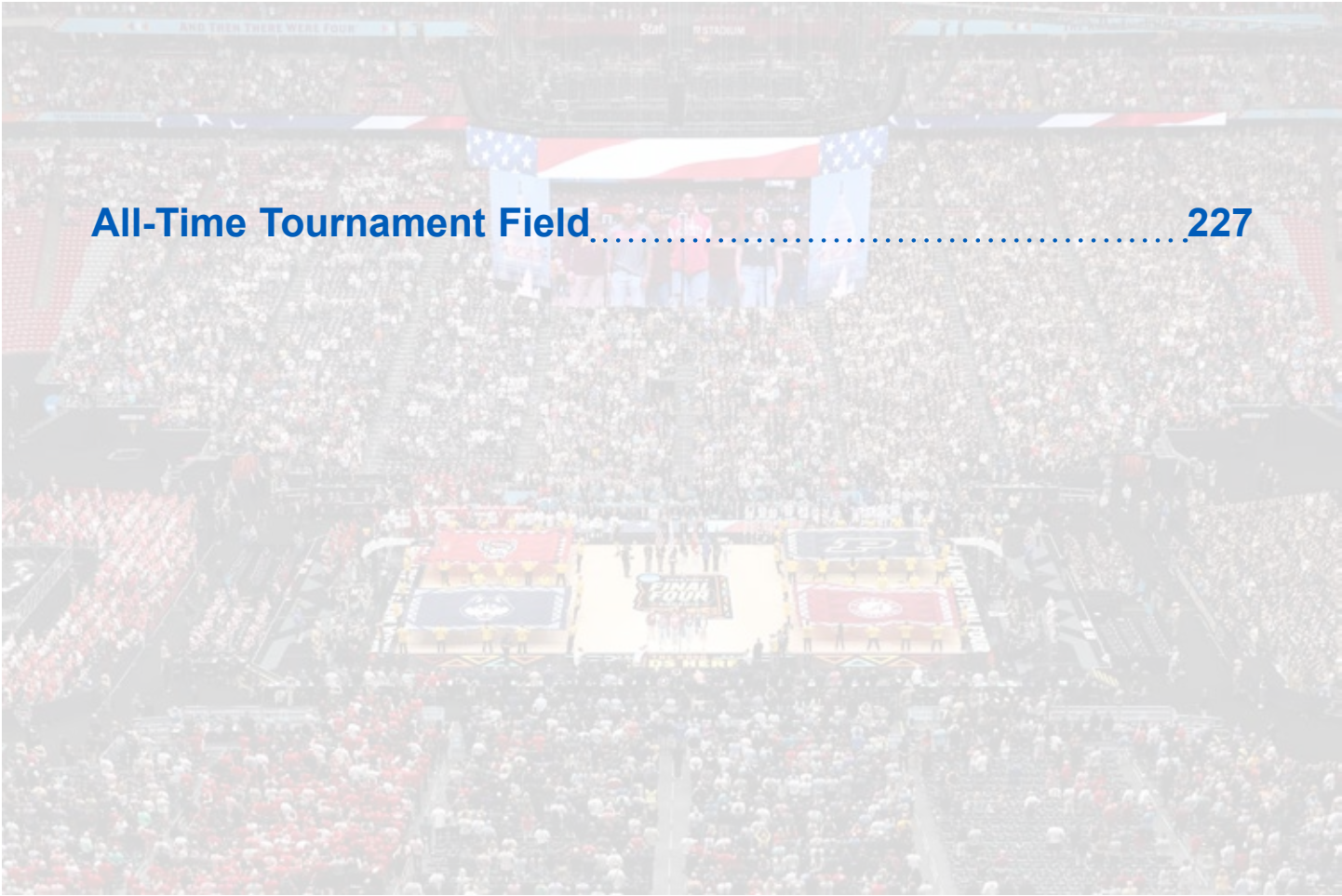
March 26 and 28

South Toyota Center, Houston
Host: Houston
West SAP Center, San Jose, CA
Host: San Jose St.

March 27 and 29

Midwest United Center, Chicago
Host: Northwestern
East Capital One Arena, Washington, D.C.
Host: Georgetown

THE TOURNAMENT FIELD



All-Time Tournament Field.....227

ALL-TIME TOURNAMENT FIELD

Note: The column "How" indicates how teams qualified for the tournament: "Q" means automatic qualifier and "L" indicates at-large selection. In the "Conference" column, for an independent or conference team that earned automatic qualification by winning the conference tournament of an unofficially recognized conference, that conference is listed in parentheses. Other notations in the conference column are listed at the end of this section.

1939 TOURNAMENT

School	Conference	How	Pre-Tourney			Tourney		Final			Conf.		
			W	L	Pct.	W	L	W	L	Pct.	W	L	Fin.
Brown	Independent	L	16	3	.842	0	1	16	4	.800	—	—	—
Ohio St.	Big Ten	L	14	6	.700	2	1	16	7	.696	10	2	1st
Oklahoma	Big Six	L	11	8	.579	1	1	12	9	.571	7	3	T1st
Oregon	Pacific Coast (N)	L	26	5	.839	3	0	29	5	.853	14	2	1st
Texas	Southwest	L	19	4	.826	0	2	19	6	.760	10	2	1st
Utah St.	Mountain States	L	16	6	.727	1	1	17	7	.708	8	4	2d
Villanova	Independent	L	19	4	.826	1	1	20	5	.800	—	—	—
Wake Forest	Southern	L	18	5	.783	0	1	18	6	.750	15	3	1st

1940 TOURNAMENT

School	Conference	How	Pre-Tourney			Tourney		Final			Conf.		
			W	L	Pct.	W	L	W	L	Pct.	W	L	Fin.
School	Conference	How	W	L	Pct.	W	L	W	L	Pct.	W	L	Fin.
Colorado	Mountain States	L	17	2	.895	0	2	17	4	.810	11	1	1st
Duquesne	Independent	L	19	2	.905	1	1	20	3	.870	—	—	—
Indiana	Big Ten	L	17	3	.850	3	0	20	3	.870	9	3	2d
Kansas	Big Six	L	17	5	.773	2	1	19	6	.760	8	2	T1st
Rice	Southwest	L	21	2	.913	1	1	22	3	.880	10	2	1st
Southern California	Pacific Coast (S)	L	19	2	.905	1	1	20	3	.870	10	2	1st
Springfield	Independent	L	16	2	.889	0	1	16	3	.842	—	—	—
Western Ky.	Kentucky Intercollegiate	L	24	5	.828	0	1	24	6	.800	6	2	3d

1941 TOURNAMENT

School	Conference	How	Pre-Tourney			Tourney		Final			Conf.		
			W	L	Pct.	W	L	W	L	Pct.	W	L	Fin.
Arkansas	Southwest	L	19	2	.905	1	1	20	3	.870	12	0	1st
Creighton	Missouri Valley	L	17	6	.739	1	1	18	7	.720	9	3	1st
Dartmouth	Ivy	L	18	4	.818	1	1	19	5	.792	10	2	1st
North Carolina	Southern	L	19	7	.731	0	2	19	9	.679	14	1	1st
Pittsburgh	Independent	L	12	5	.706	1	1	13	6	.684	—	—	—
Washington St.	Pacific Coast (N)	L	24	5	.828	2	1	26	6	.813	13	3	1st
Wisconsin	Big Ten	L	17	3	.850	3	0	20	3	.870	11	1	1st
Wyoming	Mountain States	L	14	4	.778	0	2	14	6	.700	10	2	1st

1942 TOURNAMENT

School	Conference	How	Pre-Tourney			Tourney		Final			Conf.		
			W	L	Pct.	W	L	W	L	Pct.	W	L	Fin.
Colorado	Mountain States	L	15	1	.938	1	1	16	2	.889	11	1	1st
Dartmouth	Ivy	L	20	3	.870	2	1	22	4	.846	11	2	1st
Illinois	Big Ten	L	18	3	.857	0	2	18	5	.783	13	2	1st
Kansas	Big Six	L	16	4	.800	1	1	17	5	.773	8	2	T1st
Kentucky	Southeastern	L	18	5	.783	1	1	19	6	.760	8	1	1st
Penn St.	Independent	L	17	2	.895	1	1	18	3	.857	—	—	—
Rice	Southwest	L	22	3	.880	0	2	22	5	.815	10	2	T1st
Stanford	Pacific Coast (S)	L	25	4	.862	3	0	28	4	.875	11	1	1st

1943 TOURNAMENT

School	Conference	How	Pre-Tourney			Tourney		Final			Conf.		
			W	L	Pct.	W	L	W	L	Pct.	W	L	Fin.
Dartmouth	Ivy	L	19	2	.905	1	1	20	3	.870	11	1	1st
DePaul	Independent	L	18	4	.818	1	1	19	5	.792	—	—	—
Georgetown	Independent	L	20	4	.833	2	1	22	5	.815	—	—	—
NYU	Independent	L	17	4	.810	0	2	17	6	.739	—	—	—
Oklahoma	Big Six	L	17	8	.680	1	1	18	9	.667	7	3	2d

School	Conference	How	Pre-Tourney			Tourney		Final			Conf.		
			W	L	Pct.	W	L	W	L	Pct.	W	L	Fin.
Texas	Southwest	L	18	6	.750	1	1	19	7	.731	9	3	T1st
Washington	Pacific Coast (N)	L	24	5	.828	0	2	24	7	.774	12	4	1st
Wyoming	Mountain States (E)	L	28	2	.933	3	0	31	2	.939	4	0	1st

1944 TOURNAMENT

School	Conference	How	Pre-Tourney			Tourney		Final			Conf.		
			W	L	Pct.	W	L	W	L	Pct.	W	L	Fin.
Catholic	Independent	L	17	5	.773	0	2	17	7	.708	—	—	—
Dartmouth	Ivy	L	17	1	.944	2	1	19	2	.905	8	0	1st
Iowa St.	Big Six	L	13	3	.813	1	1	14	4	.778	9	1	T1st
Missouri	Big Six	L	9	8	.529	1	1	10	9	.526	5	5	T3d
Ohio St.	Big Ten	L	13	6	.684	1	1	14	7	.667	10	2	1st
Pepperdine	Independent	L	22	10	.688	0	2	22	12	.647	—	—	—
Temple	Independent	L	13	8	.619	1	1	14	9	.609	—	—	—
Utah	Mountain States	L	18	4	.818	3	0	21	4	.840	—	—	—

1945 TOURNAMENT

School	Conference	How	Pre-Tourney			Tourney		Final			Conf.		
			W	L	Pct.	W	L	W	L	Pct.	W	L	Fin.
Arkansas	Southwest	L	16	8	.667	1	1	17	9	.654	9	3	2d
Kentucky	Southeastern	L	21	3	.875	1	1	22	4	.846	4	1	2d
NYU	Independent	L	12	6	.667	2	1	14	7	.667	—	—	—
Ohio St.	Big Ten	L	14	4	.778	1	1	15	5	.750	10	2	2d
Oklahoma St.	Missouri Valley	L	24	4	.857	3	0	27	4	.871	—	—	—
Oregon	Pacific Coast (N)	L	29	12	.707	1	1	30	13	.698	11	5	T1st
Tufts	Independent	L	10	6	.625	0	2	10	8	.556	—	—	—
Utah	Mountain States	L	17	2	.895	0	2	17	4	.810	—	—	—

1946 TOURNAMENT

School	Conference	How	Pre-Tourney			Tourney		Final			Conf.		
			W	L	Pct.	W	L	W	L	Pct.	W	L	Fin.
Baylor	Southwest	L	25	3	.893	0	2	25	5	.833	11	1	1st
California	Pacific Coast (S)	L	29	4	.879	1	2	30	6	.833	11	1	1st
Colorado	Mountain States	L	11	5	.688	1	1	12	6	.667	9	3	2d
Harvard	Independent	L	20	1	.952	0	2	20	3	.870	—	—	—
NYU	Independent	L	18	2	.900	1	1	19	3	.864	—	—	—
North Carolina	Southern	L	28	4	.875	2	1	30	5	.857	13	1	1st
Ohio St.	Big Ten	L	14	4	.778	2	1	16	5	.762	10	2	1st
Oklahoma St.	Missouri Valley	L	28	2	.933	3	0	31	2	.939	12	0	1st

1947 TOURNAMENT

School	Conference	How	Pre-Tourney			Tourney		Final			Conf.		
			W	L	Pct.	W	L	W	L	Pct.	W	L	Fin.
CCNY	Independent	L	16	4	.800	1	2	17	6	.739	—	—	—
Holy Cross	Independent	L	24	3	.889	3	0	27	3	.900	—	—	—
Navy	Independent	L	16	1	.941	0	2	16	3	.842	—	—	—
Oklahoma	Big Six	L	22	6	.786	2	1	24	7	.774	8	2	1st
Oregon St.	Pacific Coast (N)	L	27	4	.871	1	1	28	5	.848	10	6	T1st
Texas	Southwest	L	24	1	.960	2	1	26	2	.929	12	0	1st
Wisconsin	Big Nine	L	15	5	.750	1	1	16	6	.727	9	3	1st
Wyoming	Mountain States	L	22	4	.846	0	2	22	6	.786	11	1	1st

1948 TOURNAMENT

School	Conference	How	Pre-Tourney			Tourney		Final			Conf.		
			W	L	Pct.	W	L	W	L	Pct.	W	L	Fin.
Baylor	Southwest	L	22	7	.759	2	1	24	8	.750	11	1	1st
Columbia	Ivy	L	20	1	.952	0	2	20	3	.870	11	1	1st
Holy Cross	Independent	L	24	3	.889	2	1	26	4	.867	—	—	—
Kansas St.	Big Seven	L	21	4	.840	1	2	22	6	.786	9	3	1st
#Kentucky	Southeastern	L	31	2	.939	3	0	36	3	.923	9	0	1st
Michigan	Big Nine	L	15	5	.750	1	1	16	6	.727	10	2	1st

School	Conference	How	Pre-Tourney			Tourney		Final			Conf.		
			W	L	Pct.	W	L	W	L	Pct.	W	L	Fin.
Washington	Pacific Coast (N)	L	22	10	.688	1	1	23	11	.676	10	6	T1st
Wyoming	Mountain States	L	18	7	.720	0	2	18	9	.667	6	4	T2d

#Final won-lost record includes 3-0 record in postseason Olympic trials vs. other college teams.

1949 TOURNAMENT

School	Conference	How	Pre-Tourney			Tourney		Final			Conf.		
			W	L	Pct.	W	L	W	L	Pct.	W	L	Fin.
Arkansas	Southwest	L	14	10	.583	1	1	15	11	.577	9	3	T1st
Illinois	Big Ten	L	19	3	.864	2	1	21	4	.840	10	2	1st
Kentucky	Southeastern	L	29	2	.935	3	0	32	2	.941	13	0	1st
Oklahoma St.	Missouri Valley	L	21	4	.840	2	1	23	5	.821	9	1	1st
Oregon St.	Pacific Coast (N)	L	23	10	.697	1	2	24	12	.667	12	4	1st
Villanova	Independent	L	22	3	.880	1	1	23	4	.852	—	—	—
Wyoming	Mountain States	L	25	8	.758	0	2	25	10	.714	15	5	1st
Yale	Ivy	L	22	6	.786	0	2	22	8	.733	9	3	1st

1950 TOURNAMENT

School	Conference	How	Pre-Tourney			Tourney		Final			Conf.		
			W	L	Pct.	W	L	W	L	Pct.	W	L	Fin.
Baylor	Southwest	L	13	11	.542	1	2	14	13	.519	8	4	T1st
Bradley	Missouri Valley	L	30	4	.882	2	1	32	5	.865	11	1	1st
BYU	Mountain States	L	21	11	.656	1	1	22	12	.647	14	6	1st
CCNY	Independent	L	21	5	.808	3	0	24	5	.828	—	—	—
Holy Cross	Independent	L	27	2	.931	0	2	27	4	.871	—	—	—
North Carolina St.	Southern	L	25	5	.833	2	1	27	6	.818	12	2	1st
Ohio St.	Big Ten	L	21	3	.875	1	1	22	4	.846	11	1	1st
UCLA	Pacific Coast (S)	L	24	5	.828	0	2	24	7	.774	10	2	1st

1951 TOURNAMENT

School	Conference	How	Pre-Tourney			Tourney		Final			Conf.		
			W	L	Pct.	W	L	W	L	Pct.	W	L	Fin.
Arizona	Border	Q	24	5	.828	0	1	24	6	.800	15	1	1st
BYU	Mountain States	Q	25	8	.758	1	2	26	10	.722	15	5	1st
Columbia	Ivy	Q	21	0	1.000	0	1	21	1	.955	12	0	1st
UConn	Yankee	L	22	3	.880	0	1	22	4	.846	6	1	1st
Illinois	Big Ten	Q	19	4	.826	3	1	22	5	.815	13	1	1st
Kansas St.	Big Seven	Q	22	3	.880	3	1	25	4	.862	11	1	1st
Kentucky	Southeastern	Q	28	2	.933	4	0	32	2	.941	14	0	1st
Louisville	Independent	L	19	6	.760	0	1	19	7	.731	—	—	—
Montana St.	Rocky Mountain	L	24	11	.686	0	1	24	12	.667	9	1	1st
North Carolina St.	Southern	Q	29	5	.853	1	2	30	7	.811	13	1	1st
Oklahoma St.	Missouri Valley	Q	27	4	.871	2	2	29	6	.829	12	2	1st
St. John's (NY)	Independent	L	24	4	.857	2	1	26	5	.839	—	—	—
San Jose St.	Independent	L	18	11	.621	0	1	18	12	.600	—	—	—
Texas A&M	Southwest	Q	17	11	.607	0	1	17	12	.586	8	4	T1st
Villanova	Independent	L	25	6	.806	0	1	25	7	.781	—	—	—
Washington	Pacific Coast (N)	Q	22	5	.815	2	1	24	6	.800	11	5	1st

1952 TOURNAMENT

School	Conference	How	Pre-Tourney			Tourney		Final			Conf.		
			W	L	Pct.	W	L	W	L	Pct.	W	L	Fin.
School	Conference	How	W	L	Pct.	W	L	W	L	Pct.	W	L	Fin.
Dayton	Independent	L	27	4	.871	1	1	28	5	.848	—	—	—
Duquesne	Independent	L	22	3	.880	1	1	23	4	.852	—	—	—
Illinois	Big Ten	Q	19	3	.864	3	1	22	4	.846	14	4	2d
#Kansas	Big Seven	Q	22	2	.917	4	0	28	3	.903	11	1	1st
Kentucky	Southeastern	Q	28	2	.933	1	1	29	3	.906	14	0	1st
New Mexico St.	Border	Q	22	9	.710	0	2	22	11	.667	12	2	T1st
North Carolina St.	Southern	Q	23	9	.719	1	1	24	10	.706	12	2	2d
Oklahoma City	Independent	L	18	7	.720	1	1	19	8	.704	—	—	—
Penn St.	Independent	L	20	4	.833	0	2	20	6	.769	—	—	—
Princeton	Ivy	Q	16	9	.640	0	2	16	11	.593	10	2	1st

School	Conference	How	Pre-Tourney			Tourney		Final			Conf.		
			W	L	Pct.	W	L	W	L	Pct.	W	L	Fin.
St. John's (NY)	Independent	L	22	5	.815	3	1	25	6	.806	—	—	—
Saint Louis	Missouri Valley	Q	22	7	.759	1	1	23	8	.742	9	1	1st
Santa Clara	Independent	L	15	10	.600	2	2	17	12	.586	—	—	—
TCU	Southwest	Q	23	3	.885	1	1	24	4	.857	11	1	1st
UCLA	Pacific Coast (S)	Q	19	10	.655	0	2	19	12	.613	8	4	1st
Wyoming	Mountain States	Q	27	6	.818	1	1	28	7	.800	13	1	1st

#Final won-lost record includes 2-1 record in postseason Olympic trials vs. other college teams.

1953 TOURNAMENT

School	Conference	How	Pre-Tourney			Tourney		Final			Conf.		
			W	L	Pct.	W	L	W	L	Pct.	W	L	Fin.
DePaul	Independent	L	18	7	.720	1	2	19	9	.679	—	—	—
Eastern Ky.	Ohio Valley	L	16	8	.667	0	1	16	9	.640	9	1	1st
Fordham	Independent	L	18	7	.720	0	1	18	8	.692	—	—	—
Hardin-Simmons	Border	Q	19	11	.633	0	1	19	12	.613	11	3	T1st
Holy Cross	Independent (New England)	Q	18	5	.783	2	1	20	6	.769	—	—	—
Idaho St.	Rocky Mountain	Q	18	6	.750	0	1	18	7	.720	10	0	1st
Indiana	Big Ten	Q	19	3	.864	4	0	23	3	.885	17	1	1st
Kansas	Big Seven	Q	16	5	.762	3	1	19	6	.760	10	2	1st
Lebanon Valley	Independent (Middle Atlantic)	Q	18	1	.947	1	2	19	3	.864	—	—	—
LSU	Southeastern	Q	20	1	.952	2	2	22	3	.880	13	0	1st
Miami (OH)	Mid-American	Q	17	5	.773	0	1	17	6	.739	10	2	1st
Navy	Independent	L	16	4	.800	0	1	16	5	.762	—	—	—
Notre Dame	Independent	L	17	4	.810	2	1	19	5	.792	—	—	—
Oklahoma City	Independent	L	18	4	.818	0	2	18	6	.750	—	—	—
Oklahoma St.	Missouri Valley	Q	22	6	.786	1	1	23	7	.767	8	2	1st
Penn	Ivy	Q	21	4	.840	1	1	22	5	.815	10	2	1st
Santa Clara	West Coast	L	15	6	.714	2	1	17	7	.708	6	2	T1st
Seattle U.	Independent	L	26	3	.897	2	1	28	4	.875	—	—	—
TCU	Southwest	Q	14	7	.667	1	1	15	8	.652	9	3	1st
Wake Forest	Southern	Q	21	6	.778	1	1	22	7	.759	12	3	T2d
Washington	Pacific Coast (N)	Q	25	2	.926	3	1	28	3	.903	15	1	1st
Wyoming	Mountain States	Q	20	8	.714	0	2	20	10	.667	12	2	1st

1954 TOURNAMENT

School	Conference	How	Pre-Tourney			Tourney		Final			Conf.		
			W	L	Pct.	W	L	W	L	Pct.	W	L	Fin.
Bradley	Independent	L	15	12	.556	4	1	19	13	.594	—	—	—
Colorado	Big Seven	Q	11	9	.550	0	2	11	11	.500	10	2	T1st
Colorado St.	Mountain States	Q	22	5	.815	0	2	22	7	.759	12	2	1st
UConn	Yankee (New England)	Q	23	2	.920	0	1	23	3	.885	7	0	1st
Cornell	Ivy	Q	17	5	.773	0	2	17	7	.708	12	3	1st
Fordham	Independent	L	18	5	.783	0	1	18	6	.750	—	—	—
George Washington	Southern	Q	23	2	.920	0	1	23	3	.885	10	0	1st
Idaho St.	Rocky Mountain	Q	20	4	.833	2	1	22	5	.815	9	1	1st
Indiana	Big Ten	Q	19	3	.864	1	1	20	4	.833	12	2	1st
La Salle	Independent (Middle Atlantic)	Q	21	4	.840	5	0	26	4	.867	—	—	—
LSU	Southeastern	Q	20	3	.870	0	2	20	5	.800	14	0	T1st
Loyola (LA)	Independent	L	15	8	.652	0	1	15	9	.625	—	—	—
Navy	Independent	L	16	7	.696	2	1	18	8	.692	—	—	—
North Carolina St.	Atlantic Coast	Q	24	6	.800	2	1	26	7	.788	5	3	4th
Notre Dame	Independent	L	20	2	.909	2	1	22	3	.880	—	—	—
Oklahoma City	Independent	L	18	6	.750	0	1	18	7	.720	—	—	—
Oklahoma St.	Missouri Valley	Q	23	4	.852	1	1	24	5	.828	9	1	1st
Penn St.	Independent	L	14	5	.737	4	1	18	6	.750	—	—	—
Rice	Southwest	Q	22	4	.846	1	1	23	5	.821	9	3	T1st
Santa Clara	West Coast	L	18	6	.750	2	1	20	7	.741	9	3	1st
Seattle U.	Independent	L	26	1	.963	0	1	26	2	.929	—	—	—
Southern California	Pacific Coast (S)	Q	17	12	.586	2	2	19	14	.576	8	4	1st
Texas Tech	Border	Q	20	4	.833	0	1	20	5	.800	11	1	1st
Toledo	Mid-American	Q	13	9	.591	0	1	13	10	.565	10	2	1st

1955 TOURNAMENT

School	Conference	How	Pre-Tourney			Tourney		Final			Conf.		
			W	L	Pct.	W	L	W	L	Pct.	W	L	Fin.
Bradley	Independent	L	7	19	.269	2	1	9	20	.310	—	—	—
Canisius	Western N.Y. Little 3	L	16	6	.727	2	1	18	7	.720	2	2	2d
Colorado	Big Seven	Q	16	5	.762	3	1	19	6	.760	11	1	1st
Duke	Atlantic Coast	Q	20	7	.741	0	1	20	8	.714	11	3	2d
Idaho St.	Rocky Mountain	Q	18	7	.720	0	1	18	8	.692	9	1	1st
Iowa	Big Ten	Q	17	5	.773	2	2	19	7	.731	11	3	1st
Kentucky	Southeastern	Q	22	2	.917	1	1	23	3	.885	12	2	1st
La Salle	Independent (Middle Atlantic)	Q	22	4	.846	4	1	26	5	.839	—	—	—
Marquette	Independent	L	22	2	.917	2	1	24	3	.889	—	—	—
Memphis	Independent	L	17	4	.810	0	1	17	5	.773	—	—	—
Miami (OH)	Mid-American	Q	14	8	.636	0	1	14	9	.609	11	3	1st
Oklahoma City	Independent	L	9	17	.346	0	1	9	18	.333	—	—	—
Oregon St.	Pacific Coast (N)	Q	21	7	.750	1	1	22	8	.733	15	1	1st
Penn St.	Independent	L	17	8	.680	1	2	18	10	.643	—	—	—
Princeton	Ivy	Q	13	10	.565	0	2	13	12	.520	11	4	1st
San Francisco	West Coast	L	23	1	.958	5	0	28	1	.966	12	0	1st
Seattle U.	Independent	L	21	5	.808	1	2	22	7	.759	—	—	—
SMU	Southwest	Q	15	8	.652	0	2	15	10	.600	9	3	1st
Tulsa	Missouri Valley	Q	20	6	.769	1	1	21	7	.750	8	2	T1st
Utah	Mountain States	Q	23	3	.885	1	1	24	4	.857	13	1	1st
Villanova	Independent	L	16	9	.640	2	1	18	10	.643	—	—	—
West Tex. A&M	Border	Q	15	6	.714	0	1	15	7	.682	9	3	T1st
West Virginia	Southern	Q	19	10	.655	0	1	19	11	.633	9	1	1st
Williams	Little Three (New England)	Q	17	1	.944	0	1	17	2	.895	3	1	1st

1956 TOURNAMENT

School	Conference	How	Pre-Tourney			Tourney		Final			Conf.		
			W	L	Pct.	W	L	W	L	Pct.	W	L	Fin.
Canisius	Western N.Y. Little 3	L	17	6	.739	2	1	19	7	.731	4	0	1st
UConn	Yankee	Q	16	9	.640	1	2	17	11	.607	6	1	1st
Dartmouth	Ivy	Q	16	10	.615	2	1	18	11	.621	10	4	1st
DePaul	Independent	L	16	7	.696	0	1	16	8	.667	—	—	—
Holy Cross	Independent	L	22	4	.846	0	1	22	5	.815	—	—	—
Houston	Missouri Valley	Q	19	5	.792	0	2	19	7	.731	9	3	1st
Idaho St.	Rocky Mountain	Q	18	7	.720	0	1	18	8	.692	11	1	1st
Iowa	Big Ten	Q	17	5	.773	3	1	20	6	.769	13	1	1st
Kansas St.	Big Seven	Q	16	7	.696	1	1	17	8	.680	9	3	1st
Kentucky	Southeastern	Q	19	5	.792	1	1	20	6	.769	12	2	2d
Manhattan	Independent	L	16	7	.696	0	1	16	8	.667	—	—	—
Marshall	Mid-American	Q	18	4	.818	0	1	18	5	.783	10	2	1st
Memphis	Independent	L	20	6	.769	0	1	20	7	.741	—	—	—
Morehead St.	Ohio Valley	Q	17	9	.654	2	1	19	10	.655	7	3	T1st
North Carolina St.	Atlantic Coast	Q	24	3	.889	0	1	24	4	.857	11	3	T1st
Oklahoma City	Independent	L	18	6	.750	2	1	20	7	.741	—	—	—
San Francisco	West Coast	Q	25	0	1.000	4	0	29	0	1.000	14	0	1st
Seattle U.	Independent	L	17	9	.654	1	2	18	11	.621	—	—	—
SMU	Southwest	Q	22	2	.917	3	2	25	4	.862	12	0	1st
Temple	Independent (Middle Atlantic)	Q	23	3	.885	4	1	27	4	.871	—	—	—
Texas Tech	Border	Q	13	11	.542	0	1	13	12	.520	8	4	1st
UCLA	Pacific Coast	Q	21	5	.808	1	1	22	6	.786	16	0	1st
Utah	Mountain States	Q	21	5	.808	1	1	22	6	.786	12	2	1st
Wayne St. (MI)	Presidents' Athletic	L	17	1	.944	1	2	18	3	.857	6	0	1st
West Virginia	Southern	Q	21	8	.724	0	1	21	9	.700	10	2	T1st

1957 TOURNAMENT

School	Conference	How	Pre-Tourney			Tourney		Final			Conf.		
			W	L	Pct.	W	L	W	L	Pct.	W	L	Fin.
BYU	Mountain States	Q	18	8	.692	1	1	19	9	.679	11	3	1st
California	Pacific Coast	Q	20	4	.833	1	1	21	5	.808	14	2	1st
Canisius	Western N.Y. Little 3	L	20	5	.800	2	1	22	6	.786	3	1	T1st
UConn	Yankee	Q	17	7	.708	0	1	17	8	.680	8	0	1st
Hardin-Simmons	Border	Q	17	8	.680	0	1	17	9	.654	7	3	2d
Idaho St.	Rocky Mountain	Q	24	2	.923	1	2	25	4	.862	12	0	1st

School	Conference	How	Pre-Tourney			Tourney		Final			Conf.		
			W	L	Pct.	W	L	W	L	Pct.	W	L	Fin.
Kansas	Big Seven	Q	21	2	.913	3	1	24	3	.889	11	1	1st
Kentucky	Southeastern	Q	22	4	.846	1	1	23	5	.821	12	2	1st
Lafayette	Independent (Middle Atlantic)	Q	22	3	.880	0	2	22	5	.815	—	—	—
Loyola (LA)	Independent	L	14	11	.560	0	1	14	12	.538	—	—	—
Miami (OH)	Mid-American	Q	17	7	.708	0	1	17	8	.680	11	1	1st
Michigan St.	Big Ten	Q	14	8	.636	2	2	16	10	.615	10	4	T1st
Morehead St.	Ohio Valley	Q	19	7	.731	0	1	19	8	.704	9	1	T1st
North Carolina	Atlantic Coast	Q	27	0	1.000	5	0	32	0	1.000	14	0	1st
Notre Dame	Independent	L	18	7	.720	2	1	20	8	.714	—	—	—
Oklahoma City	Independent	L	17	8	.680	2	1	19	9	.679	—	—	—
Pittsburgh	Independent	L	15	9	.625	1	2	16	11	.593	—	—	—
Saint Louis	Missouri Valley	Q	19	7	.731	0	2	19	9	.679	12	2	1st
San Francisco	West Coast	Q	18	6	.750	3	1	21	7	.750	12	2	1st
SMU	Southwest	Q	21	3	.875	1	1	22	4	.846	11	1	1st
Syracuse	Independent	L	16	6	.727	2	1	18	7	.720	—	—	—
West Virginia	Southern	Q	25	4	.862	0	1	25	5	.833	12	0	1st
Yale	Ivy	L	18	7	.720	0	1	18	8	.692	12	2	1st

1958 TOURNAMENT

School	Conference	How	Pre-Tourney			Tourney		Final			Conf.		
			W	L	Pct.	W	L	W	L	Pct.	W	L	Fin.
Arizona St.	Border	Q	13	12	.520	0	1	13	13	.500	8	2	1st
Arkansas	Southwest	Q	17	8	.680	0	2	17	10	.630	9	5	T1st
Boston College	Independent	L	15	5	.750	0	1	15	6	.714	—	—	—
California	Pacific Coast	Q	18	8	.692	1	1	19	9	.679	12	4	T1st
Cincinnati	Missouri Valley	Q	24	2	.923	1	1	25	3	.893	13	1	1st
UConn	Yankee	Q	17	9	.654	0	1	17	10	.630	10	0	1st
Dartmouth	Ivy	L	20	4	.833	2	1	22	5	.815	11	3	1st
Idaho St.	Rocky Mountain	Q	21	4	.840	1	2	22	6	.786	10	0	1st
Indiana	Big Ten	Q	12	10	.545	1	1	13	11	.542	10	4	1st
Kansas St.	Big Seven	Q	20	3	.870	2	2	22	5	.815	10	2	1st
Kentucky	Southeastern	Q	19	6	.760	4	0	23	6	.793	12	2	1st
Loyola (LA)	Independent	L	16	8	.667	0	1	16	9	.640	—	—	—
Manhattan	Independent	L	15	8	.652	1	2	16	10	.615	—	—	—
Maryland	Atlantic Coast	Q	20	6	.769	2	1	22	7	.759	9	5	4th
Miami (OH)	Mid-American	Q	17	7	.708	1	2	18	9	.667	12	0	1st
Notre Dame	Independent	L	22	4	.846	2	1	24	5	.828	—	—	—
Oklahoma St.	Independent	L	19	7	.731	2	1	21	8	.724	—	—	—
Pittsburgh	Independent	L	18	6	.750	0	1	18	7	.720	—	—	—
San Francisco	West Coast	Q	24	1	.960	1	1	25	2	.926	12	0	1st
Seattle U.	Independent	L	19	5	.792	4	1	23	6	.793	—	—	—
Temple	Independent (Middle Atlantic)	Q	24	2	.923	3	1	27	3	.900	—	—	—
Tennessee Tech	Ohio Valley	Q	17	8	.680	0	1	17	9	.654	8	2	1st
West Virginia	Southern	Q	26	1	.963	0	1	26	2	.929	12	0	1st
Wyoming	Mountain States	Q	13	13	.500	0	1	13	14	.481	10	4	1st

1959 TOURNAMENT

School	Conference	How	Pre-Tourney			Tourney		Final			Conf.		
			W	L	Pct.	W	L	W	L	Pct.	W	L	Fin.
Boston U.	Independent	L	18	6	.750	2	1	20	7	.741	—	—	—
Bowling Green	Mid-American	Q	18	7	.720	0	1	18	8	.692	9	3	T1st
California	Pacific Coast	Q	21	4	.840	4	0	25	4	.862	14	2	1st
Cincinnati	Missouri Valley	Q	23	3	.885	3	1	26	4	.867	13	1	1st
UConn	Yankee	Q	17	6	.739	0	1	17	7	.708	8	2	1st
Dartmouth	Ivy	L	22	5	.815	0	1	22	6	.786	14	1	1st
DePaul	Independent	L	12	9	.571	1	2	13	11	.542	—	—	—
Eastern Ky.	Ohio Valley	Q	16	5	.762	0	1	16	6	.727	10	2	1st
Idaho St.	Rocky Mountain	Q	19	6	.760	2	1	21	7	.750	9	1	1st
Kansas St.	Big Eight	Q	24	1	.960	1	1	25	2	.926	14	0	1st
Kentucky	Southeastern	Q	23	2	.920	1	1	24	3	.889	12	2	T2d
Louisville	Independent	L	16	10	.615	3	2	19	12	.613	—	—	—
Marquette	Independent	L	22	4	.846	1	2	23	6	.793	—	—	—
Michigan St.	Big Ten	Q	18	3	.857	1	1	19	4	.826	12	2	1st
Navy	Independent	L	16	5	.762	2	1	18	6	.750	—	—	—

School	Conference	How	Pre-Tourney			Tourney		Final			Conf.		
			W	L	Pct.	W	L	W	L	Pct.	W	L	Fin.
New Mexico St.	Border	Q	17	10	.630	0	1	17	11	.607	7	3	T1st
North Carolina	Atlantic Coast	Q	20	4	.833	0	1	20	5	.800	12	2	T1st
Portland	Independent	L	19	7	.731	0	1	19	8	.704	—	—	—
Saint Joseph's	Middle Atlantic	Q	22	3	.880	0	2	22	5	.815	7	0	1st
Saint Mary's (CA)	West Coast	Q	18	5	.783	1	1	19	6	.760	11	1	1st
TCU	Southwest	Q	19	5	.792	1	1	20	6	.769	12	2	1st
Utah	Mountain States	Q	21	5	.808	0	2	21	7	.750	13	1	1st
West Virginia	Southern	Q	25	4	.862	4	1	29	5	.853	11	0	1st

1960 TOURNAMENT

School	Conference	How	Pre-Tourney			Tourney		Final			Conf.		
			W	L	Pct.	W	L	W	L	Pct.	W	L	Fin.
School	Conference	How	W	L	Pct.	W	L	W	L	Pct.	W	L	Fin.
Air Force	Independent	L	12	9	.571	0	1	12	10	.545	—	—	—
California	AAWU	L	24	1	.960	4	1	28	2	.933	11	1	1st
Cincinnati	Missouri Valley	Q	25	1	.962	3	1	28	2	.933	13	1	1st
UConn	Yankee	Q	17	8	.680	0	1	17	9	.654	8	2	1st
DePaul	Independent	L	15	6	.714	2	1	17	7	.708	—	—	—
Duke	Atlantic Coast	Q	15	10	.600	2	1	17	11	.607	7	7	4th
Georgia Tech	Southeastern	Q	21	5	.808	1	1	22	6	.786	11	3	2d
Idaho St.	Rocky Mountain	L	21	4	.840	0	1	21	5	.808	8	0	1st
Kansas	Big Eight	Q	18	8	.692	1	1	19	9	.679	10	4	T1st
Miami (FL)	Florida Intercollegiate	L	23	3	.885	0	1	23	4	.852	9	1	1st
Navy	Independent	L	16	5	.762	0	1	16	6	.727	—	—	—
New Mexico St.	Border	Q	20	6	.769	0	1	20	7	.741	8	2	1st
NYU	Independent	L	19	3	.864	3	2	22	5	.815	—	—	—
Notre Dame	Independent	L	17	8	.680	0	1	17	9	.654	—	—	—
Ohio	Mid-American	Q	15	6	.714	1	2	16	8	.667	10	2	1st
Ohio St.	Big Ten	Q	21	3	.875	4	0	25	3	.893	13	1	1st
Oregon	Independent	L	17	9	.654	2	1	19	10	.655	—	—	—
Princeton	Ivy	L	15	8	.652	0	1	15	9	.625	11	3	1st
Saint Joseph's	Middle Atlantic	Q	20	5	.800	0	2	20	7	.741	7	1	1st
Santa Clara	West Coast	Q	21	8	.724	0	2	21	10	.677	9	3	T1st
Southern California	AAWU	L	16	10	.615	0	1	16	11	.593	5	7	3d
Texas	Southwest	Q	18	6	.750	0	2	18	8	.692	11	3	1st
Utah	Mountain States	Q	24	2	.923	2	1	26	3	.897	13	1	1st
West Virginia	Southern	Q	24	4	.857	2	1	26	5	.839	9	2	2d
Western Ky.	Ohio Valley	Q	19	6	.760	2	1	21	7	.750	10	2	1st

1961 TOURNAMENT

School	Conference	How	Pre-Tourney			Tourney		Final			Conf.		
			W	L	Pct.	W	L	W	L	Pct.	W	L	Fin.
Arizona St.	Border	Q	21	5	.808	2	1	23	6	.793	9	1	T1st
Cincinnati	Missouri Valley	Q	23	3	.885	4	0	27	3	.900	10	2	1st
George Washington	Southern	Q	9	16	.360	0	1	9	17	.346	3	9	7th
Houston	Independent	L	16	9	.640	1	2	17	11	.607	—	—	—
Kansas St.	Big Eight	Q	21	4	.840	1	1	22	5	.815	13	1	1st
Kentucky	Southeastern	Q	18	8	.692	1	1	19	9	.679	10	4	T2d
Louisville	Independent	L	19	7	.731	2	1	21	8	.724	—	—	—
Loyola Marymount	West Coast	Q	19	6	.760	1	1	20	7	.741	10	2	1st
Marquette	Independent	L	16	10	.615	0	1	16	11	.593	—	—	—
Morehead St.	Ohio Valley	Q	18	10	.643	1	2	19	12	.613	9	3	T1st
Ohio	Mid-American	Q	17	6	.739	0	1	17	7	.708	10	2	1st
Ohio St.	Big Ten	Q	24	0	1.000	3	1	27	1	.964	14	0	1st
Oregon	Independent	L	15	11	.577	0	1	15	12	.556	—	—	—
Princeton	Ivy	L	17	6	.739	1	2	18	8	.692	11	3	1st
Rhode Island	Yankee	Q	18	8	.692	0	1	18	9	.667	9	1	1st
St. Bonaventure	Independent	L	22	3	.880	2	1	24	4	.857	—	—	—
St. John's (NY)	Independent	L	20	4	.833	0	1	20	5	.800	—	—	—
Saint Joseph's	Middle Atlantic	Q	22	4	.846	3	1	25	5	.833	8	0	1st
Seattle U.	Independent	L	18	7	.720	0	1	18	8	.692	—	—	—
Southern California	AAWU	Q	20	6	.769	1	2	21	8	.724	9	3	1st
Texas Tech	Southwest	Q	14	9	.609	1	1	15	10	.600	11	3	1st
Utah	Mountain States	Q	21	6	.778	2	2	23	8	.742	12	2	T1st

School	Conference	How	Pre-Tourney			Tourney		Final			Conf.		
			W	L	Pct.	W	L	W	L	Pct.	W	L	Fin.
Wake Forest	Atlantic Coast	Q	17	10	.630	2	1	19	11	.633	11	3	2d
Xavier	Independent	L	17	9	.654	0	1	17	10	.630	—	—	—

1962 TOURNAMENT

School	Conference	How	Pre-Tourney			Tourney		Final			Conf.		
			W	L	Pct.	W	L	W	L	Pct.	W	L	Fin.
Air Force	Independent	L	16	6	.727	0	1	16	7	.696	—	—	—
Arizona St.	Border	Q	23	3	.885	0	1	23	4	.852	8	0	1st
Bowling Green	Mid-American	Q	21	3	.875	0	1	21	4	.840	11	1	1st
Butler	Indiana Collegiate	L	20	5	.800	2	1	22	6	.786	10	2	1st
Cincinnati	Missouri Valley	Q	25	2	.926	4	0	29	2	.935	10	2	T1st
Colorado	Big Eight	Q	18	6	.750	1	1	19	7	.731	13	1	1st
Creighton	Independent	L	19	4	.826	2	1	21	5	.808	—	—	—
Detroit Mercy	Independent	L	15	11	.577	0	1	15	12	.556	—	—	—
Kentucky	Southeastern	Q	22	2	.917	1	1	23	3	.885	13	1	T1st
Massachusetts	Yankee	Q	15	8	.652	0	1	15	9	.625	8	2	1st
Memphis	Independent	L	15	6	.714	0	1	15	7	.682	—	—	—
NYU	Independent	L	18	4	.818	2	1	20	5	.800	—	—	—
Ohio St.	Big Ten	Q	23	1	.958	3	1	26	2	.929	13	1	1st
Oregon St.	Independent	L	22	4	.846	2	1	24	5	.828	—	—	—
Pepperdine	West Coast	Q	19	6	.760	1	1	20	7	.741	11	1	1st
Saint Joseph's	Middle Atlantic	Q	18	8	.692	0	2	18	10	.643	9	1	1st
Seattle U.	Independent	L	18	8	.692	0	1	18	9	.667	—	—	—
Texas Tech	Southwest	Q	18	6	.750	1	2	19	8	.704	11	3	T1st
UCLA	AAWU	Q	16	9	.640	2	2	18	11	.621	10	2	1st
Utah St.	Mountain States	Q	21	5	.808	1	2	22	7	.759	12	2	2d
Villanova	Independent	L	19	6	.760	2	1	21	7	.750	—	—	—
Wake Forest	Atlantic Coast	Q	18	8	.692	4	1	22	9	.710	12	2	1st
West Virginia	Southern	Q	24	5	.828	0	1	24	6	.800	12	1	1st
Western Ky.	Ohio Valley	Q	16	8	.667	1	2	17	10	.630	11	1	1st
Yale	Ivy	L	18	5	.783	0	1	18	6	.750	13	1	1st

1963 TOURNAMENT

School	Conference	How	Pre-Tourney			Tourney		Final			Conf.		
			W	L	Pct.	W	L	W	L	Pct.	W	L	Fin.
Arizona St.	Western Athletic	Q	24	2	.923	2	1	26	3	.897	9	1	1st
Bowling Green	Mid-American	Q	18	6	.750	1	2	19	8	.704	9	3	1st
Cincinnati	Missouri Valley	Q	23	1	.958	3	1	26	2	.929	11	1	1st
Colorado	Big Eight	Q	18	6	.750	1	1	19	7	.731	11	3	T1st
Colorado St.	Independent	L	18	4	.818	0	1	18	5	.783	—	—	—
UConn	Yankee	Q	18	6	.750	0	1	18	7	.720	9	1	1st
Duke	Atlantic Coast	Q	24	2	.923	3	1	27	3	.900	14	0	1st
Illinois	Big Ten	Q	19	5	.792	1	1	20	6	.769	11	3	T1st
Loyola Chicago	Independent	L	24	2	.923	5	0	29	2	.935	—	—	—
Mississippi St.	Southeastern	Q	21	5	.808	1	1	22	6	.786	12	2	1st
NYU	Independent	L	17	3	.850	1	2	18	5	.783	—	—	—
Notre Dame	Independent	L	17	8	.680	0	1	17	9	.654	—	—	—
Oklahoma City	Independent	L	18	8	.692	1	2	19	10	.655	—	—	—
Oregon St.	Independent	L	19	7	.731	3	2	22	9	.710	—	—	—
Pittsburgh	Independent	L	19	5	.792	0	1	19	6	.760	—	—	—
Princeton	Ivy	Q	19	5	.792	0	1	19	6	.760	12	3	1st
Saint Joseph's	Middle Atlantic	Q	21	4	.840	2	1	23	5	.821	8	0	1st
San Francisco	West Coast	Q	17	8	.680	1	1	18	9	.667	10	2	1st
Seattle U.	Independent	L	21	5	.808	0	1	21	6	.778	—	—	—
Tennessee Tech	Ohio Valley	Q	16	7	.696	0	1	16	8	.667	8	4	T1st
Texas	Southwest	Q	18	6	.750	2	1	20	7	.741	13	1	1st
UTEP	Independent	L	19	6	.760	0	1	19	7	.731	—	—	—
UCLA	AAWU	Q	20	7	.741	0	2	20	9	.690	7	5	T1st
Utah St.	Independent	L	20	6	.769	0	1	20	7	.741	—	—	—
West Virginia	Southern	Q	21	7	.750	2	1	23	8	.742	11	2	1st

1964 TOURNAMENT

School	Conference	How	Pre-Tourney			Tourney		Final			Conf.		
			W	L	Pct.	W	L	W	L	Pct.	W	L	Fin.
Arizona St.	Western Athletic	Q	16	10	.615	0	1	16	11	.593	4	6	T4th
UConn	Yankee	Q	14	10	.583	2	1	16	11	.593	8	2	T1st
Creighton	Independent	L	21	5	.808	1	2	22	7	.759	—	—	—
Duke	Atlantic Coast	Q	23	4	.852	3	1	26	5	.839	13	1	1st
Kansas St.	Big Eight	Q	20	5	.800	2	2	22	7	.759	12	2	1st
Kentucky	Southeastern	Q	21	4	.840	0	2	21	6	.778	11	3	1st
Louisville	Independent	L	15	9	.625	0	1	15	10	.600	—	—	—
Loyola Chicago	Independent	L	20	5	.800	2	1	22	6	.786	—	—	—
Michigan	Big Ten	Q	20	4	.833	3	1	23	5	.821	11	3	T1st
Murray St.	Ohio Valley	Q	16	8	.667	0	1	16	9	.640	11	3	1st
Ohio	Mid-American	Q	19	5	.792	2	1	21	6	.778	10	2	1st
Oklahoma City	Independent	L	15	10	.600	0	1	15	11	.577	—	—	—
Oregon St.	Independent	L	25	3	.893	0	1	25	4	.862	—	—	—
Princeton	Ivy	Q	19	7	.731	1	2	20	9	.690	12	2	1st
Providence	Independent	L	20	5	.800	0	1	20	6	.769	—	—	—
San Francisco	West Coast	Q	22	4	.846	1	1	23	5	.821	12	0	1st
Seattle U.	Independent	L	20	5	.800	2	1	22	6	.786	—	—	—
Temple	Middle Atlantic	Q	17	7	.708	0	1	17	8	.680	6	1	1st
UTEP	Independent	L	23	2	.920	2	1	25	3	.893	—	—	—
Texas A&M	Southwest	Q	18	6	.750	0	1	18	7	.720	13	1	1st
UCLA	AAWU	Q	26	0	1.000	4	0	30	0	1.000	15	0	1st
Utah St.	Independent	L	20	6	.769	1	2	21	8	.724	—	—	—
Villanova	Independent	L	22	3	.880	2	1	24	4	.857	—	—	—
VMI	Southern	Q	12	11	.522	0	1	12	12	.500	7	7	4th
Wichita St.	Missouri Valley	Q	22	5	.815	1	1	23	6	.793	10	2	T1st

1965 TOURNAMENT

School	Conference	How	Pre-Tourney			Tourney		Final			Conf.		
			W	L	Pct.	W	L	W	L	Pct.	W	L	Fin.
BYU	Western Athletic	Q	21	5	.808	0	2	21	7	.750	8	2	1st
Colorado St.	Independent	L	16	7	.696	0	1	16	8	.667	—	—	—
UConn	Yankee	Q	23	2	.920	0	1	23	3	.885	10	0	1st
Dayton	Independent	L	20	6	.769	2	1	22	7	.759	—	—	—
DePaul	Independent	L	16	8	.667	1	2	17	10	.630	—	—	—
Eastern Ky.	Ohio Valley	Q	19	5	.792	0	1	19	6	.760	13	1	1st
Houston	Independent	L	18	8	.692	1	2	19	10	.655	—	—	—
Michigan	Big Ten	Q	21	3	.875	3	1	24	4	.857	13	1	1st
North Carolina St.	Atlantic Coast	Q	20	4	.833	1	1	21	5	.808	10	4	T2d
Notre Dame	Independent	L	15	11	.577	0	1	15	12	.556	—	—	—
Ohio	Mid-American	Q	19	6	.760	0	1	19	7	.731	11	1	T1st
Oklahoma City	Independent	L	19	9	.679	2	1	21	10	.677	—	—	—
Oklahoma St.	Big Eight	Q	19	6	.760	1	1	20	7	.741	12	2	1st
Penn St.	Independent	L	20	3	.870	0	1	20	4	.833	—	—	—
Princeton	Ivy	Q	19	5	.792	4	1	23	6	.793	13	1	1st
Providence	Independent	L	22	1	.957	2	1	24	2	.923	—	—	—
Saint Joseph's	Middle Atlantic	Q	25	1	.962	1	2	26	3	.897	—	—	1st
San Francisco	West Coast	Q	23	4	.852	1	1	24	5	.828	13	1	1st
SMU	Southwest	Q	16	9	.640	1	1	17	10	.630	10	4	T1st
UCLA	AAWU	Q	24	2	.923	4	0	28	2	.933	14	0	1st
Vanderbilt	Southeastern	Q	23	3	.885	1	1	24	4	.857	15	1	1st
West Virginia	Southern	Q	14	14	.500	0	1	14	15	.483	8	6	4th
Wichita St.	Missouri Valley	Q	19	7	.731	2	2	21	9	.700	11	3	1st

1966 TOURNAMENT

School	Conference	How	Pre-Tourney			Tourney		Final			Conf.		
			W	L	Pct.	W	L	W	L	Pct.	W	L	Fin.
Cincinnati	Missouri Valley	Q	21	5	.808	0	2	21	7	.750	10	4	1st
Colorado St.	Independent	L	14	7	.667	0	1	14	8	.636	—	—	—
Davidson	Southern	Q	20	5	.800	1	2	21	7	.750	11	1	1st
Dayton	Independent	L	22	4	.846	1	2	23	6	.793	—	—	—
Duke	Atlantic Coast	Q	23	3	.885	3	1	26	4	.867	12	2	1st
Houston	Independent	L	21	5	.808	2	1	23	6	.793	—	—	—
Kansas	Big Eight	Q	22	3	.880	1	1	23	4	.852	13	1	1st

School	Conference	How	Pre-Tourney			Tourney		Final			Conf.		
			W	L	Pct.	W	L	W	L	Pct.	W	L	Fin.
Kentucky	Southeastern	Q	24	1	.960	3	1	27	2	.931	15	1	1st
Loyola Chicago	Independent	L	22	2	.917	0	1	22	3	.880	—	—	—
Miami (OH)	Mid-American	Q	18	6	.750	0	1	18	7	.720	11	1	1st
Michigan	Big Ten	Q	17	7	.708	1	1	18	8	.692	11	3	1st
Oklahoma City	Independent	L	24	4	.857	0	1	24	5	.828	—	—	—
Oregon St.	AAWU	Q	20	6	.769	1	1	21	7	.750	12	2	1st
Pacific	West Coast	Q	22	4	.846	0	2	22	6	.786	13	1	1st
Providence	Independent	L	22	4	.846	0	1	22	5	.815	—	—	—
Rhode Island	Yankee	Q	20	7	.741	0	1	20	8	.714	9	1	T1st
Saint Joseph's	Middle Atlantic	Q	22	4	.846	2	1	24	5	.828	—	—	1st
SMU	Southwest	Q	16	8	.667	1	1	17	9	.654	11	3	1st
Syracuse	Independent	L	21	5	.808	1	1	22	6	.786	—	—	—
UTEP	Independent	L	23	1	.958	5	0	28	1	.966	—	—	—
Utah	Western Athletic	Q	21	6	.778	2	2	23	8	.742	7	3	1st
Western Ky.	Ohio Valley	Q	23	2	.920	2	1	25	3	.893	14	0	1st

1967 TOURNAMENT

School	Conference	How	Pre-Tourney			Tourney		Final			Conf.		
			W	L	Pct.	W	L	W	L	Pct.	W	L	Fin.
Boston College	Independent	L	19	2	.905	2	1	21	3	.875	—	—	—
UConn	Yankee	Q	17	6	.739	0	1	17	7	.708	9	1	1st
Dayton	Independent	L	21	5	.808	4	1	25	6	.806	—	—	—
Houston	Independent	L	23	3	.885	4	1	27	4	.871	—	—	—
Indiana	Big Ten	Q	17	7	.708	1	1	18	8	.692	10	4	T1st
Kansas	Big Eight	Q	22	3	.880	1	1	23	4	.852	13	1	1st
Louisville	Missouri Valley	Q	23	3	.885	0	2	23	5	.821	12	2	1st
New Mexico St.	Independent	L	15	10	.600	0	1	15	11	.577	—	—	—
North Carolina	Atlantic Coast	Q	24	4	.857	2	2	26	6	.813	12	2	1st
Pacific	West Coast	Q	23	3	.885	1	1	24	4	.857	14	0	1st
Princeton	Ivy	Q	23	2	.920	2	1	25	3	.893	13	1	1st
St. John's (NY)	Independent	L	22	3	.880	1	2	23	5	.821	—	—	—
Seattle U.	Independent	L	18	7	.720	0	1	18	8	.692	—	—	—
SMU	Southwest	Q	19	5	.792	1	1	20	6	.769	12	2	1st
Temple	Middle Atlantic	Q	20	7	.741	0	1	20	8	.714	—	—	1st
Tennessee	Southeastern	Q	21	5	.808	0	2	21	7	.750	15	3	1st
UTEP	Independent	L	20	5	.800	2	1	22	6	.786	—	—	—
Toledo	Mid-American	Q	23	1	.958	0	1	23	2	.920	11	1	1st
UCLA	AAWU	Q	26	0	1.000	4	0	30	0	1.000	14	0	1st
Virginia Tech	Independent	L	18	6	.750	2	1	20	7	.741	—	—	—
West Virginia	Southern	Q	19	8	.704	0	1	19	9	.679	9	1	1st
Western Ky.	Ohio Valley	Q	23	2	.920	0	1	23	3	.885	13	1	1st
Wyoming	Western Athletic	Q	15	12	.556	0	2	15	14	.517	8	2	T1st

1968 TOURNAMENT

School	Conference	How	Pre-Tourney			Tourney		Final			Conf.		
			W	L	Pct.	W	L	W	L	Pct.	W	L	Fin.
Boston College	Independent	L	17	7	.708	0	1	17	8	.680	—	—	—
Bowling Green	Mid-American	Q	18	6	.750	0	1	18	7	.720	10	2	1st
Columbia	Ivy	L	21	4	.840	2	1	23	5	.821	13	2	1st
Davidson	Southern	Q	22	4	.846	2	1	24	5	.828	9	1	1st
East Tenn. St.	Ohio Valley	Q	18	6	.750	1	2	19	8	.704	10	4	T1st
Florida St.	Independent	L	19	7	.731	0	1	19	8	.704	—	—	—
Houston	Independent	L	28	0	1.000	3	2	31	2	.939	—	—	—
Kansas St.	Big Eight	Q	19	7	.731	0	2	19	9	.679	11	3	1st
Kentucky	Southeastern	Q	21	4	.840	1	1	22	5	.815	15	3	1st
La Salle	Middle Atlantic	Q	20	7	.741	0	1	20	8	.714	—	—	1st
Louisville	Missouri Valley	Q	20	6	.769	1	1	21	7	.750	14	2	1st
Loyola Chicago	Independent	L	15	8	.652	0	1	15	9	.625	—	—	—
Marquette	Independent	L	21	5	.808	2	1	23	6	.793	—	—	—
New Mexico	Western Athletic	Q	23	3	.885	0	2	23	5	.821	8	2	1st
New Mexico St.	Independent	L	21	5	.808	2	1	23	6	.793	—	—	—
North Carolina	Atlantic Coast	Q	25	3	.893	3	1	28	4	.875	12	2	1st
Ohio St.	Big Ten	Q	18	7	.720	3	1	21	8	.724	10	4	T1st
St. Bonaventure	Independent	L	22	0	1.000	1	2	23	2	.920	—	—	—

School	Conference	How	Pre-Tourney			Tourney		Final			Conf.		
			W	L	Pct.	W	L	W	L	Pct.	W	L	Fin.
St. John's (NY)	Independent	L	19	7	.731	0	1	19	8	.704	—	—	—
Santa Clara	West Coast	Q	21	3	.875	1	1	22	4	.846	13	1	1st
TCU	Southwest	Q	14	10	.583	1	1	15	11	.577	9	5	1st
UCLA	AAWU	Q	25	1	.962	4	0	29	1	.967	14	0	1st
Weber St.	Big Sky	Q	21	5	.808	0	1	21	6	.778	12	3	1st

1969 TOURNAMENT

School	Conference	How	Pre-Tourney			Tourney		Final			Conf.		
			W	L	Pct.	W	L	W	L	Pct.	W	L	Fin.
BYU	Western Athletic	Q	16	11	.593	0	1	16	12	.571	6	4	T1st
Colorado	Big Eight	Q	20	6	.769	1	1	21	7	.750	10	4	1st
Colorado St.	Independent	L	15	6	.714	2	1	17	7	.708	—	—	—
Davidson	Southern	Q	25	2	.926	2	1	27	3	.900	9	0	1st
Dayton	Independent	L	20	6	.769	0	1	20	7	.741	—	—	—
Drake	Missouri Valley	Q	23	4	.852	3	1	26	5	.839	13	3	T1st
Duquesne	Independent	L	19	4	.826	2	1	21	5	.808	—	—	—
Kentucky	Southeastern	Q	22	4	.846	1	1	23	5	.821	16	2	1st
Marquette	Independent	L	22	4	.846	2	1	24	5	.828	—	—	—
Miami (OH)	Mid-American	Q	14	10	.583	1	2	15	12	.556	10	2	1st
Murray St.	Ohio Valley	Q	22	5	.815	0	1	22	6	.786	11	3	T1st
New Mexico St.	Independent	L	23	3	.885	1	2	24	5	.828	—	—	—
North Carolina	Atlantic Coast	Q	25	3	.893	2	2	27	5	.844	12	2	1st
Notre Dame	Independent	L	20	6	.769	0	1	20	7	.741	—	—	—
Princeton	Ivy	Q	19	6	.760	0	1	19	7	.731	14	0	1st
Purdue	Big Ten	Q	20	4	.833	3	1	23	5	.821	13	1	1st
St. John's (NY)	Independent	L	22	4	.846	1	2	23	6	.793	—	—	—
Saint Joseph's	Middle Atlantic	Q	17	10	.630	0	1	17	11	.607	—	—	3d
Santa Clara	West Coast	Q	26	1	.963	1	1	27	2	.931	13	1	1st
Seattle U.	Independent	L	19	7	.731	0	1	19	8	.704	—	—	—
Texas A&M	Southwest	Q	17	7	.708	1	2	18	9	.667	12	2	1st
Trinity (TX)	Southland	L	19	4	.826	0	1	19	5	.792	7	1	1st
UCLA	Pacific-8	Q	25	1	.962	4	0	29	1	.967	13	1	1st
Villanova	Independent	L	21	4	.840	0	1	21	5	.808	—	—	—
Weber St.	Big Sky	Q	25	2	.926	2	1	27	3	.900	15	0	1st

1970 TOURNAMENT

School	Conference	How	Pre-Tourney			Tourney		Final			Conf.		
			W	L	Pct.	W	L	W	L	Pct.	W	L	Fin.
Davidson	Southern	Q	22	4	.846	0	1	22	5	.815	10	0	1st
Dayton	Independent	L	19	7	.731	0	1	19	8	.704	—	—	—
Drake	Missouri Valley	Q	21	6	.778	1	1	22	7	.759	14	2	1st
Houston	Independent	L	24	3	.889	1	2	25	5	.833	—	—	—
Iowa	Big Ten	Q	19	4	.826	1	1	20	5	.800	14	0	1st
Jacksonville	Independent	L	23	1	.958	4	1	27	2	.931	—	—	—
Kansas St.	Big Eight	Q	19	7	.731	1	1	20	8	.714	10	4	1st
Kentucky	Southeastern	Q	25	1	.962	1	1	26	2	.929	17	1	1st
Long Beach St.	Pacific Coast	L	23	3	.885	1	2	24	5	.828	10	0	1st
New Mexico St.	Independent	L	23	2	.920	4	1	27	3	.900	—	—	—
Niagara	Independent	L	21	5	.808	1	2	22	7	.759	—	—	—
North Carolina St.	Atlantic Coast	Q	22	6	.786	1	1	23	7	.767	9	5	T2d
Notre Dame	Independent	L	20	6	.769	1	2	21	8	.724	—	—	—
Ohio	Mid-American	Q	20	4	.833	0	1	20	5	.800	9	1	1st
Penn	Ivy	Q	25	1	.962	0	1	25	2	.926	14	0	1st
Rice	Southwest	Q	14	10	.583	0	1	14	11	.560	10	4	1st
St. Bonaventure	Independent	L	22	1	.957	3	2	25	3	.893	—	—	—
Santa Clara	West Coast	Q	22	5	.815	1	1	23	6	.793	11	3	T1st
Temple	Middle Atlantic (E)	Q	15	12	.556	0	1	15	13	.536	2	3	T3d
UTEP	Western Athletic	Q	17	7	.708	0	1	17	8	.680	10	4	1st
UCLA	Pacific-8	Q	24	2	.923	4	0	28	2	.933	12	2	1st
Utah St.	Independent	L	20	6	.769	2	1	22	7	.759	—	—	—
Villanova	Independent	L	20	6	.769	2	1	22	7	.759	—	—	—
Weber St.	Big Sky	Q	20	6	.769	0	1	20	7	.741	12	3	1st
Western Ky.	Ohio Valley	Q	22	2	.917	0	1	22	3	.880	14	0	1st

1971 TOURNAMENT

School	Conference	How	Pre-Tourney			Tourney		Final			Conf.		
			W	L	Pct.	W	L	W	L	Pct.	W	L	Fin.
BYU	Western Athletic	Q	17	9	.654	1	2	18	11	.621	10	4	1st
Drake	Missouri Valley	Q	20	7	.741	1	1	21	8	.724	9	5	T1st
Duquesne	Independent	L	21	3	.875	0	1	21	4	.840	—	—	—
Fordham	Independent	L	24	2	.923	2	1	26	3	.897	—	—	—
Furman	Southern	Q	15	11	.577	0	1	15	12	.556	5	5	T5th
Houston	Independent	L	20	6	.769	2	1	22	7	.759	—	—	—
Jacksonville	Independent	L	22	3	.880	0	1	22	4	.846	—	—	—
Kansas	Big Eight	Q	25	1	.962	2	2	27	3	.900	14	0	1st
Kentucky	Southeastern	Q	22	4	.846	0	2	22	6	.786	16	2	1st
Long Beach St.	Pacific Coast	L	22	4	.846	2	1	24	5	.828	10	0	1st
Marquette	Independent	L	26	0	1.000	2	1	28	1	.966	—	—	—
Miami (OH)	Mid-American	Q	20	4	.833	0	1	20	5	.800	9	1	1st
New Mexico St.	Independent	L	19	7	.731	0	1	19	8	.704	—	—	—
Notre Dame	Independent	L	19	7	.731	1	2	20	9	.690	—	—	—
Ohio St.	Big Ten	Q	19	5	.792	1	1	20	6	.769	13	1	1st
Pacific	West Coast	Q	21	5	.808	1	1	22	6	.786	12	2	1st
Penn	Ivy	Q	26	0	1.000	2	1	28	1	.966	14	0	1st
Saint Joseph's	Middle Atlantic (E)	Q	19	8	.704	0	1	19	9	.679	6	0	1st
South Carolina	Atlantic Coast	Q	23	4	.852	0	2	23	6	.793	10	4	2d
TCU	Southwest	Q	15	11	.577	0	1	15	12	.556	11	3	1st
UCLA	Pacific-8	Q	25	1	.962	4	0	29	1	.967	14	0	1st
Utah St.	Independent	L	20	6	.769	0	1	20	7	.741	—	—	—
Villanova	Independent	L	23	6	.793	4	1	27	7	.794	—	—	—
Weber St.	Big Sky	Q	21	5	.808	0	1	21	6	.778	12	2	1st
Western Ky.	Ohio Valley	Q	20	5	.800	4	1	24	6	.800	12	2	1st

1972 TOURNAMENT

School	Conference	How	Pre-Tourney			Tourney		Final			Conf.		
			W	L	Pct.	W	L	W	L	Pct.	W	L	Fin.
BYU	Western Athletic	Q	21	4	.840	0	1	21	5	.808	12	2	1st
East Carolina	Southern	Q	14	14	.500	0	1	14	15	.483	7	5	4th
Eastern Ky.	Ohio Valley	Q	15	10	.600	0	1	15	11	.577	9	5	T1st
Florida St.	Independent	L	23	5	.821	4	1	27	6	.818	—	—	—
Hawaii	Independent	L	24	2	.923	0	1	24	3	.889	—	—	—
Houston	Independent	L	20	6	.769	0	1	20	7	.741	—	—	—
Kansas St.	Big Eight	Q	18	8	.692	1	1	19	9	.679	12	2	1st
Kentucky	Southeastern	Q	20	6	.769	1	1	21	7	.750	14	4	T1st
Long Beach St.	Pacific Coast	Q	23	3	.885	2	1	25	4	.862	10	2	1st
Louisiana	Southland	L	23	3	.885	2	1	25	4	.862	8	0	1st
Louisville	Missouri Valley	Q	24	3	.889	2	2	26	5	.839	12	2	T1st
Marquette	Independent	L	24	2	.923	1	2	25	4	.862	—	—	—
Marshall	Independent	L	23	3	.885	0	1	23	4	.852	—	—	—
Minnesota	Big Ten	Q	17	6	.739	1	1	18	7	.720	11	3	1st
North Carolina	Atlantic Coast	Q	23	4	.852	3	1	26	5	.839	9	3	1st
Ohio	Mid-American	Q	15	10	.600	0	1	15	11	.577	7	3	T1st
Penn	Ivy	Q	23	2	.920	2	1	25	3	.893	13	1	1st
Providence	Independent	L	21	5	.808	0	1	21	6	.778	—	—	—
San Francisco	West Coast	Q	19	7	.731	1	1	20	8	.714	13	1	1st
South Carolina	Independent	L	22	4	.846	2	1	24	5	.828	—	—	—
Temple	Middle Atlantic (E)	Q	23	7	.767	0	1	23	8	.742	6	0	1st
Texas	Southwest	Q	18	7	.720	1	2	19	9	.679	10	4	T1st
UCLA	Pacific-8	Q	26	0	1.000	4	0	30	0	1.000	14	0	1st
Villanova	Independent	L	19	6	.760	1	2	20	8	.714	—	—	—
Weber St.	Big Sky	Q	17	9	.654	1	2	18	11	.621	10	4	1st

1973 TOURNAMENT

School	Conference	How	Pre-Tourney			Tourney		Final			Conf.		
			W	L	Pct.	W	L	W	L	Pct.	W	L	Fin.
Arizona St.	Western Athletic	Q	18	7	.720	1	2	19	9	.679	10	4	1st
Austin Peay	Ohio Valley	Q	21	5	.808	1	2	22	7	.759	11	3	1st
Furman	Southern	Q	20	8	.714	0	1	20	9	.690	11	2	2d
Houston	Independent	L	23	3	.885	0	1	23	4	.852	—	—	—
Indiana	Big Ten	Q	19	5	.792	3	1	22	6	.786	11	3	1st

School	Conference	How	Pre-Tourney			Tourney		Final			Conf.		
			W	L	Pct.	W	L	W	L	Pct.	W	L	Fin.
Jacksonville	Independent	L	21	5	.808	0	1	21	6	.778	—	—	—
Kansas St.	Big Eight	Q	22	4	.846	1	1	23	5	.821	12	2	1st
Kentucky	Southeastern	Q	19	7	.731	1	1	20	8	.714	14	4	1st
Long Beach St.	Pacific Coast	Q	24	2	.923	2	1	26	3	.897	10	2	1st
Louisiana	Southland	L	23	3	.885	1	2	24	5	.828	12	0	1st
Marquette	Independent	L	23	3	.885	2	1	25	4	.862	—	—	—
Maryland	Atlantic Coast	Q	22	6	.786	1	1	23	7	.767	7	5	3d
Memphis	Missouri Valley	Q	21	5	.808	3	1	24	6	.800	12	2	1st
Miami (OH)	Mid-American	Q	18	8	.692	0	1	18	9	.667	9	2	1st
Oklahoma City	Independent	L	21	5	.808	0	1	21	6	.778	—	—	—
Penn	Ivy	Q	20	5	.800	1	2	21	7	.750	12	2	1st
Providence	Independent	L	24	2	.923	3	2	27	4	.871	—	—	—
St. John's (NY)	Independent	L	19	6	.760	0	1	19	7	.731	—	—	—
Saint Joseph's	Middle Atlantic (E)	Q	22	5	.815	0	1	22	6	.786	6	0	1st
San Francisco	West Coast	Q	22	4	.846	1	1	23	5	.821	12	2	1st
South Carolina	Independent	L	20	6	.769	2	1	22	7	.759	—	—	—
Syracuse	Independent	L	22	4	.846	2	1	24	5	.828	—	—	—
Texas Tech	Southwest	Q	19	7	.731	0	1	19	8	.704	12	2	1st
UCLA	Pacific-8	Q	26	0	1.000	4	0	30	0	1.000	14	0	1st
Weber St.	Big Sky	Q	20	6	.769	0	1	20	7	.741	13	1	1st

1974 TOURNAMENT

School	Conference	How	Pre-Tourney			Tourney		Final			Conf.		
			W	L	Pct.	W	L	W	L	Pct.	W	L	Fin.
Austin Peay	Ohio Valley	Q	17	9	.654	0	1	17	10	.630	10	4	T1st
Cal St. L.A.	Pacific Coast	Q	17	9	.654	0	1	17	10	.630	8	4	2d
Creighton	Independent	L	21	6	.778	2	1	23	7	.767	—	—	—
Dayton	Independent	L	19	7	.731	1	2	20	9	.690	—	—	—
Furman	Southern	Q	21	7	.750	1	2	22	9	.710	11	1	1st
Idaho St.	Big Sky	Q	20	7	.741	0	1	20	8	.714	11	3	T1st
Kansas	Big Eight	Q	21	5	.808	2	2	23	7	.767	13	1	1st
Louisville	Missouri Valley	Q	21	5	.808	0	2	21	7	.750	11	1	1st
Marquette	Independent	L	22	4	.846	4	1	26	5	.839	—	—	—
Michigan	Big Ten	Q	21	4	.840	1	1	22	5	.815	12	2	T1st
New Mexico	Western Athletic	Q	20	6	.769	2	1	22	7	.759	10	4	1st
North Carolina St.	Atlantic Coast	Q	26	1	.963	4	0	30	1	.968	12	0	1st
Notre Dame	Independent	L	24	2	.923	2	1	26	3	.897	—	—	—
Ohio	Mid-American	Q	16	10	.615	0	1	16	11	.593	9	3	1st
Oral Roberts	Independent	L	21	5	.808	2	1	23	6	.793	—	—	—
Penn	Ivy	Q	21	5	.808	0	1	21	6	.778	13	1	1st
Pittsburgh	Independent	L	22	3	.880	2	1	24	4	.857	—	—	—
Providence	Independent	L	26	3	.897	2	1	28	4	.875	—	—	—
Saint Joseph's	Middle Atlantic (E)	Q	19	10	.655	0	1	19	11	.633	5	1	T1st
San Francisco	West Coast	Q	18	8	.692	1	1	19	9	.679	12	2	1st
South Carolina	Independent	L	22	4	.846	0	1	22	5	.815	—	—	—
Syracuse	Independent	L	19	6	.760	0	1	19	7	.731	—	—	—
Texas	Southwest	Q	12	14	.462	0	1	12	15	.444	11	3	1st
UCLA	Pacific-8	Q	23	3	.885	3	1	26	4	.867	12	2	1st
Vanderbilt	Southeastern	Q	23	3	.885	0	2	23	5	.821	15	3	T1st

1975 TOURNAMENT

School	Conference	How	Pre-Tourney			Tourney		Final			Conf.		
			W	L	Pct.	W	L	W	L	Pct.	W	L	Fin.
Alabama	Southeastern	L	22	4	.846	0	1	22	5	.815	15	3	T1st
Arizona St.	Western Athletic	Q	23	3	.885	2	1	25	4	.862	12	2	1st
Boston College	Independent (ECAC South-Upstate)	Q	20	7	.741	1	2	21	9	.700	—	—	—
Central Mich.	Mid-American	Q	20	5	.800	2	1	22	6	.786	10	4	1st
Cincinnati	Independent	L	21	5	.808	2	1	23	6	.793	—	—	—
Creighton	Independent	L	20	6	.769	0	1	20	7	.741	—	—	—
Furman	Southern	Q	22	6	.786	0	1	22	7	.759	12	0	1st
Georgetown	Independent (ECAC South)	Q	18	9	.667	0	1	18	10	.643	—	—	—
Indiana	Big Ten	Q	29	0	1.000	2	1	31	1	.969	18	0	1st
Kansas	Big Eight	Q	19	7	.731	0	1	19	8	.704	11	3	1st

School	Conference	How	Pre-Tourney			Tourney		Final			Conf.		
			W	L	Pct.	W	L	W	L	Pct.	W	L	Fin.
Kansas St.	Big Eight	L	18	8	.692	2	1	20	9	.690	10	4	2d
Kentucky	Southeastern	Q	22	4	.846	4	1	26	5	.839	15	3	T1st
La Salle	East Coast (E)	Q	22	6	.786	0	1	22	7	.759	5	1	T1st
Louisville	Missouri Valley	Q	24	2	.923	4	1	28	3	.903	12	2	1st
Marquette	Independent	L	23	3	.885	0	1	23	4	.852	—	—	—
Maryland	Atlantic Coast	L	22	4	.846	2	1	24	5	.828	10	2	1st
Michigan	Big Ten	L	19	7	.731	0	1	19	8	.704	12	6	2d
Middle Tenn.	Ohio Valley	Q	23	4	.852	0	1	23	5	.821	12	2	1st
Montana	Big Sky	Q	20	6	.769	1	2	21	8	.724	13	1	1st
UNLV	West Coast	Q	22	4	.846	2	1	24	5	.828	13	1	1st
New Mexico St.	Missouri Valley	L	20	6	.769	0	1	20	7	.741	11	3	2d
North Carolina	Atlantic Coast	Q	21	7	.750	2	1	23	8	.742	8	4	T2d
Notre Dame	Independent	L	18	8	.692	1	2	19	10	.655	—	—	—
Oregon St.	Pacific-8	L	18	10	.643	1	2	19	12	.613	10	4	2d
Penn	Ivy	Q	23	4	.852	0	1	23	5	.821	13	1	1st
Rutgers	Independent (ECAC Metro)	Q	22	6	.786	0	1	22	7	.759	—	—	—
San Diego St.	Pacific Coast	Q	14	12	.538	0	1	14	13	.519	6	4	2d
Syracuse	Independent (ECAC Upstate)	Q	20	7	.741	3	2	23	9	.719	—	—	—
UTEP	Western Athletic	L	20	5	.800	0	1	20	6	.769	10	4	2d
Texas A&M	Southwest	Q	20	6	.769	0	1	20	7	.741	12	2	1st
UCLA	Pacific-8	Q	23	3	.885	5	0	28	3	.903	12	2	1st
Utah St.	Independent	L	21	5	.808	0	1	21	6	.778	—	—	—

1976 TOURNAMENT

School	Conference	How	Pre-Tourney			Tourney		Final			Conf.		
			W	L	Pct.	W	L	W	L	Pct.	W	L	Fin.
Alabama	Southeastern	Q	22	4	.846	1	1	23	5	.821	15	3	1st
Arizona	Western Athletic	Q	22	8	.733	2	1	24	9	.727	11	3	1st
Boise St.	Big Sky	Q	18	10	.643	0	1	18	11	.621	9	5	T1st
Cincinnati	Metro	Q	25	5	.833	0	1	25	6	.806	2	1	T2d
UConn	Yankee (ECAC South-Upstate)	Q	18	9	.667	1	1	19	10	.655	7	5	T2d
DePaul	Independent	L	19	8	.704	1	1	20	9	.690	—	—	—
Georgetown	Independent (ECAC South)	Q	21	6	.778	0	1	21	7	.750	—	—	—
Hofstra	East Coast (E)	Q	18	11	.621	0	1	18	12	.600	3	2	T2d
Indiana	Big Ten	Q	27	0	1.000	5	0	32	0	1.000	18	0	1st
Marquette	Independent	L	25	1	.962	2	1	27	2	.931	—	—	—
Memphis	Metro	L	21	8	.724	0	1	21	9	.700	1	1	4th
Michigan	Big Ten	L	21	6	.778	4	1	25	7	.781	14	4	2d
Missouri	Big Eight	Q	24	4	.857	2	1	26	5	.839	12	2	1st
UNLV	Independent	L	28	1	.966	1	1	29	2	.935	—	—	—
North Carolina	Atlantic Coast	L	25	3	.893	0	1	25	4	.862	11	1	1st
Notre Dame	Independent	L	22	5	.815	1	1	23	6	.793	—	—	—
Pepperdine	West Coast	Q	21	5	.808	1	1	22	6	.786	10	2	1st
Princeton	Ivy	Q	22	4	.846	0	1	22	5	.815	14	0	1st
Rutgers	Independent (ECAC Metro)	Q	28	0	1.000	3	2	31	2	.939	—	—	—
St. John's (NY)	Independent	L	23	5	.821	0	1	23	6	.793	—	—	—
San Diego St.	Pacific Coast	Q	16	12	.571	0	1	16	13	.552	5	5	T3d
Syracuse	Independent (ECAC Upstate)	Q	20	8	.714	0	1	20	9	.690	—	—	—
Tennessee	Southeastern	L	21	5	.808	0	1	21	6	.778	14	4	2d
Texas Tech	Southwest	Q	24	5	.828	1	1	25	6	.806	13	3	2d
UCLA	Pacific-8	Q	24	3	.889	4	1	28	4	.875	12	2	1st
Virginia	Atlantic Coast	Q	18	11	.621	0	1	18	12	.600	4	8	6th
VMI	Southern	Q	20	9	.690	2	1	22	10	.688	9	3	1st
Virginia Tech	Independent	L	21	6	.778	0	1	21	7	.750	—	—	—
Washington	Pacific-8	L	23	4	.852	0	1	23	5	.821	9	5	4th
Western Ky.	Ohio Valley	Q	20	8	.714	0	1	20	9	.690	11	3	1st
Western Mich.	Mid-American	Q	24	2	.923	1	1	25	3	.893	15	1	1st
Wichita St.	Missouri Valley	Q	18	9	.667	0	1	18	10	.643	10	2	1st

1977 TOURNAMENT

School	Conference	How	Pre-Tourney			Tourney		Final			Conf.		
			W	L	Pct.	W	L	W	L	Pct.	W	L	Fin.
Arizona	Western Athletic	L	21	5	.808	0	1	21	6	.778	10	4	2d
Arkansas	Southwest	Q	26	1	.963	0	1	26	2	.929	16	0	1st

School	Conference	How	Pre-Tourney			Tourney		Final			Conf.		
			W	L	Pct.	W	L	W	L	Pct.	W	L	Fin.
Central Mich.	Mid-American	Q	18	9	.667	0	1	18	10	.643	13	3	T1st
Charlotte	Sun Belt	L	25	3	.893	3	2	28	5	.848	5	1	1st
Cincinnati	Metro	Q	25	4	.862	0	1	25	5	.833	4	2	2d
Detroit Mercy	Independent	L	25	2	.926	1	1	26	3	.897	—	—	—
Duquesne	Eastern Collegiate	Q	15	14	.517	0	1	15	15	.500	3	7	7th
Hofstra	East Coast (E)	Q	23	6	.793	0	1	23	7	.767	4	1	T1st
Holy Cross	Independent (ECAC South-Upstate)	Q	23	5	.821	0	1	23	6	.793	—	—	—
Idaho St.	Big Sky	Q	23	4	.852	2	1	25	5	.833	13	1	1st
Kansas St.	Big Eight	Q	23	6	.793	1	1	24	7	.774	11	3	1st
Kentucky	Southeastern	L	24	3	.889	2	1	26	4	.867	16	2	T1st
Long Beach St.	Pacific Coast	Q	21	7	.750	0	1	21	8	.724	9	3	T1st
Louisville	Metro	L	21	6	.778	0	1	21	7	.750	6	1	1st
Marquette	Independent	L	20	7	.741	5	0	25	7	.781	—	—	—
Michigan	Big Ten	Q	24	3	.889	2	1	26	4	.867	16	2	1st
Middle Tenn.	Ohio Valley	Q	20	8	.714	0	1	20	9	.690	9	5	T2d
UNLV	Independent	L	25	2	.926	4	1	29	3	.906	—	—	—
North Carolina	Atlantic Coast	Q	24	4	.857	4	1	28	5	.848	9	3	1st
Notre Dame	Independent	L	21	6	.778	1	1	22	7	.759	—	—	—
Princeton	Ivy	Q	21	4	.840	0	1	21	5	.808	13	1	1st
Providence	Independent	L	24	4	.857	0	1	24	5	.828	—	—	—
Purdue	Big Ten	L	20	7	.741	0	1	20	8	.714	14	4	2d
St. John's (NY)	Independent (ECAC Metro)	Q	22	8	.733	0	1	22	9	.710	—	—	—
San Francisco	West Coast	Q	29	1	.967	0	1	29	2	.935	14	0	1st
Southern Ill.	Missouri Valley	Q	21	6	.778	1	1	22	7	.759	8	4	T1st
Syracuse	Independent (ECAC South-Upstate)	Q	25	3	.893	1	1	26	4	.867	—	—	—
Tennessee	Southeastern	Q	22	5	.815	0	1	22	6	.786	16	2	T1st
UCLA	Pacific-8	Q	23	4	.852	1	1	24	5	.828	11	3	1st
Utah	Western Athletic	Q	21	6	.778	1	1	22	7	.759	11	3	1st
VMI	Southern	Q	25	3	.893	1	1	26	4	.867	8	2	T1st
Wake Forest	Atlantic Coast	L	20	7	.741	2	1	22	8	.733	8	4	T2d

1978 TOURNAMENT

School	Conference	How	Pre-Tourney			Tourney		Final			Conf.		
			W	L	Pct.	W	L	W	L	Pct.	W	L	Fin.
Arkansas	Southwest	L	28	3	.903	4	1	32	4	.889	14	2	T1st
Cal St. Fullerton	Pacific Coast	Q	21	8	.724	2	1	23	9	.719	9	5	T3d
Creighton	Missouri Valley	Q	19	8	.704	0	1	19	9	.679	12	4	1st
DePaul	Independent	L	25	2	.926	2	1	27	3	.900	—	—	—
Duke	Atlantic Coast	Q	23	6	.793	4	1	27	7	.794	8	4	2d
Florida St.	Metro	L	23	5	.821	0	1	23	6	.793	11	1	1st
Furman	Southern	Q	19	10	.655	0	1	19	11	.633	7	5	T4th
Houston	Southwest	Q	25	7	.781	0	1	25	8	.758	11	5	3d
Indiana	Big Ten	L	20	7	.741	1	1	21	8	.724	12	6	T2d
Kansas	Big Eight	L	24	4	.857	0	1	24	5	.828	13	1	1st
Kentucky	Southeastern	Q	25	2	.926	5	0	30	2	.938	16	2	1st
La Salle	East Coast (E)	Q	18	11	.621	0	1	18	12	.600	5	0	1st
Louisville	Metro	Q	22	6	.786	1	1	23	7	.767	9	3	2d
Marquette	Independent	L	24	3	.889	0	1	24	4	.857	—	—	—
Miami (OH)	Mid-American	Q	18	8	.692	1	1	19	9	.679	12	4	1st
Michigan St.	Big Ten	Q	23	4	.852	2	1	25	5	.833	15	3	1st
Missouri	Big Eight	Q	14	15	.483	0	1	14	16	.467	4	10	T6th
New Mexico	Western Athletic	Q	24	3	.889	0	1	24	4	.857	13	1	1st
North Carolina	Atlantic Coast	L	23	7	.767	0	1	23	8	.742	9	3	1st
Notre Dame	Independent	L	20	6	.769	3	2	23	8	.742	—	—	—
Penn	Ivy	Q	19	7	.731	1	1	20	8	.714	12	2	1st
Providence	Independent	L	24	7	.774	0	1	24	8	.750	—	—	—
Rhode Island	Independent (ECAC New England)	Q	24	6	.800	0	1	24	7	.774	—	—	—
St. Bonaventure	Independent (ECAC South-Upstate)	Q	21	7	.750	0	1	21	8	.724	—	—	—
St. John's (NY)	Independent (ECAC Metro)	Q	21	6	.778	0	1	21	7	.750	—	—	—
San Francisco	West Coast	Q	22	5	.815	1	1	23	6	.793	12	2	1st
Syracuse	Independent	L	22	5	.815	0	1	22	6	.786	—	—	—
UCLA	Pacific-8	Q	24	2	.923	1	1	25	3	.893	14	0	1st

School	Conference	How	Pre-Tourney			Tourney		Final			Conf.		
			W	L	Pct.	W	L	W	L	Pct.	W	L	Fin.
Utah	Western Athletic	L	22	5	.815	1	1	23	6	.793	12	2	2d
Villanova	Eastern 8	Q	21	8	.724	2	1	23	9	.719	7	3	T1st
Weber St.	Big Sky	Q	19	9	.679	0	1	19	10	.655	9	5	3d
Western Ky.	Ohio Valley	Q	15	13	.536	1	1	16	14	.533	9	5	3d

1979 TOURNAMENT

Seed	School	Conference	How	Pre-Tourney			Tourney		Final			Conf.		
				W	L	Pct.	W	L	W	L	Pct.	W	L	Fin.
6	App State	Southern	Q	23	5	.821	0	1	23	6	.793	11	3	1st
2	Arkansas	Southwest	Q	23	4	.852	2	1	25	5	.833	13	3	T1st
5	BYU	Western Athletic	Q	20	7	.741	0	1	20	8	.714	10	2	1st
5	UConn	Independent (ECAC New England)	Q	21	7	.750	0	1	21	8	.724	—	—	—
2	DePaul	Independent	L	22	5	.815	4	1	26	6	.813	—	—	—
7	Detroit Mercy	Independent	L	22	5	.815	0	1	22	6	.786	—	—	—
2	Duke	Atlantic Coast	L	22	7	.759	0	1	22	8	.733	9	3	T1st
9	Eastern Ky.	Ohio Valley	Q	21	7	.750	0	1	21	8	.724	9	3	1st
3	Georgetown	Independent (ECAC South-Upstate)	Q	24	4	.857	0	1	24	5	.828	—	—	—
1	Indiana St.	Missouri Valley	Q	29	0	1.000	4	1	33	1	.971	16	0	1st
8	Iona	Independent (ECAC Metro)	Q	23	5	.821	0	1	23	6	.793	—	—	—
4	Iowa	Big Ten	L	20	7	.741	0	1	20	8	.714	13	5	T1st
9	Jacksonville	Sun Belt	Q	19	10	.655	0	1	19	11	.633	5	5	4th
10	Lamar University	Southland	Q	22	8	.733	1	1	23	9	.719	9	1	1st
3	LSU	Southeastern	L	22	5	.815	1	1	23	6	.793	14	4	1st
3	Louisville	Metro	L	23	7	.767	1	1	24	8	.750	9	1	1st
3	Marquette	Independent	L	21	6	.778	1	1	22	7	.759	—	—	—
2	Michigan St.	Big Ten	Q	21	6	.778	5	0	26	6	.813	13	5	T1st
10	New Mexico St.	Missouri Valley	L	22	9	.710	0	1	22	10	.688	11	5	2d
1	North Carolina	Atlantic Coast	Q	23	5	.821	0	1	23	6	.793	9	3	T1st
1	Notre Dame	Independent	L	22	5	.815	2	1	24	6	.800	—	—	—
5	Oklahoma	Big Eight	Q	20	9	.690	1	1	21	10	.677	10	4	1st
6	Pacific	Pacific Coast	Q	18	11	.621	0	1	18	12	.600	11	3	1st
9	Penn	Ivy	Q	21	5	.808	4	2	25	7	.781	13	1	1st
9	Pepperdine	West Coast	L	21	9	.700	1	1	22	10	.688	10	2	2d
6	Rutgers	Eastern 8	Q	21	8	.724	1	1	22	9	.710	7	3	T2d
10	St. John's (NY)	Independent	L	18	10	.643	3	1	21	11	.656	—	—	—
4	San Francisco	West Coast	Q	21	6	.778	1	1	22	7	.759	12	2	1st
6	South Ala.	Sun Belt	L	20	6	.769	0	1	20	7	.741	10	0	1st
7	Southern California	Pacific-10	L	19	8	.704	1	1	20	9	.690	14	4	2d
4	Syracuse	Independent	L	25	3	.893	1	1	26	4	.867	—	—	—
7	Temple	East Coast (E)	Q	25	3	.893	0	1	25	4	.862	10	0	1st
8	Tennessee	Southeastern	Q	20	11	.645	1	1	21	12	.636	12	6	2d
4	Texas	Southwest	L	21	7	.750	0	1	21	8	.724	8	8	T3d
5	Toledo	Mid-American	Q	21	7	.750	1	1	22	8	.733	13	3	T1st
1	UCLA	Pacific-10	Q	23	4	.852	2	1	25	5	.833	15	3	1st
8	Utah	Western Athletic	L	20	9	.690	0	1	20	10	.667	9	3	2d
10	Utah St.	Pacific Coast	L	19	10	.655	0	1	19	11	.633	9	5	T2d
8	Virginia Tech	Metro	Q	21	8	.724	1	1	22	9	.710	4	6	T4th
7	Weber St.	Big Sky	Q	24	8	.750	1	1	25	9	.735	10	4	1st

1980 TOURNAMENT

Seed	School	Conference	How	Pre-Tourney			Tourney		Final			Conf.		
				W	L	Pct.	W	L	W	L	Pct.	W	L	Fin.
8	Alcorn	Southwestern	L	27	1	.964	1	1	28	2	.933	12	0	1st
5	Arizona St.	Pacific-10	L	21	6	.778	1	1	22	7	.759	15	3	2d
10	Arkansas	Southwest	L	21	7	.750	0	1	21	8	.724	13	3	2d
11	Bradley	Missouri Valley	Q	23	9	.719	0	1	23	10	.697	13	3	1st
3	BYU	Western Athletic	Q	24	4	.857	0	1	24	5	.828	13	1	1st
6	Clemson	Atlantic Coast	L	20	8	.714	3	1	23	9	.719	8	6	4th
1	DePaul	Independent	L	26	1	.963	0	1	26	2	.929	—	—	—
4	Duke	Atlantic Coast	Q	22	8	.733	2	1	24	9	.727	7	7	T5th
8	Florida St.	Metro	L	21	8	.724	1	1	22	9	.710	7	5	3d
10	Furman	Southern	Q	23	6	.793	0	1	23	7	.767	14	1	1st
3	Georgetown	Big East	L	24	5	.828	2	1	26	6	.813	5	1	T1st

Seed	School	Conference	How	Pre-Tourney			Tourney		Final			Conf.		
				W	L	Pct.	W	L	W	L	Pct.	W	L	Fin.
11	Holy Cross	ECAC North	Q	19	10	.655	0	1	19	11	.633	16	10	3d
2	Indiana	Big Ten	Q	20	7	.741	1	1	21	8	.724	13	5	1st
6	Iona	Independent (ECAC Metro)	Q	28	4	.875	1	1	29	5	.853	—	—	—
5	Iowa	Big Ten	L	19	8	.704	4	2	23	10	.697	10	8	T4th
7	Kansas St.	Big Eight	Q	21	8	.724	1	1	22	9	.710	8	6	T2d
1	Kentucky	Southeastern	L	28	5	.848	1	1	29	6	.829	15	3	1st
11	La Salle	East Coast (E)	Q	22	8	.733	0	1	22	9	.710	7	4	3d
10	Lamar University	Southland	Q	20	10	.667	2	1	22	11	.667	8	2	1st
1	LSU	Southeastern	Q	24	5	.828	2	1	26	6	.813	14	4	2d
2	Louisville	Metro	Q	28	3	.903	5	0	33	3	.917	12	0	1st
12	Loyola Marymount	West Coast	Q	14	13	.519	0	1	14	14	.500	10	6	T3d
9	Marquette	Independent	L	18	8	.692	0	1	18	9	.667	—	—	—
2	Maryland	Atlantic Coast	L	23	6	.793	1	1	24	7	.774	11	3	1st
5	Missouri	Big Eight	L	23	5	.821	2	1	25	6	.806	11	3	1st
3	North Carolina	Atlantic Coast	L	21	7	.750	0	1	21	8	.724	9	5	T2d
4	North Carolina St.	Atlantic Coast	L	20	7	.741	0	1	20	8	.714	9	5	T2d
4	Notre Dame	Independent	L	22	5	.815	0	1	22	6	.786	—	—	—
4	Ohio St.	Big Ten	L	20	7	.741	1	1	21	8	.724	12	6	2d
9	Old Dominion	Independent (ECAC South)	Q	25	4	.862	0	1	25	5	.833	—	—	—
2	Oregon St.	Pacific-10	Q	26	3	.897	0	1	26	4	.867	16	2	1st
12	Penn	Ivy	Q	16	11	.593	1	1	17	12	.586	12	3	1st
6	Purdue	Big Ten	L	18	9	.667	5	1	23	10	.697	11	7	3d
3	St. John's (NY)	Big East	L	24	4	.857	0	1	24	5	.828	5	1	T1st
12	San Jose St.	Pacific Coast	Q	17	11	.607	0	1	17	12	.586	7	6	4th
9	South Ala.	Sun Belt	L	23	5	.821	0	1	23	6	.793	12	2	1st
1	Syracuse	Big East	L	25	3	.893	1	1	26	4	.867	5	1	T1st
7	Tennessee	Southeastern	L	17	10	.630	1	1	18	11	.621	12	6	T3d
6	Texas A&M	Southwest	Q	24	7	.774	2	1	26	8	.765	14	2	1st
9	Toledo	Mid-American	Q	23	5	.821	0	1	23	6	.793	14	2	1st
8	UCLA	Pacific-10	L	17	9	.654	5	1	22	10	.688	12	6	4th
11	Utah St.	Pacific Coast	L	18	8	.692	0	1	18	9	.667	11	2	1st
8	Villanova	Eastern 8	Q	22	7	.759	1	1	23	8	.742	7	3	T1st
12	VCU	Sun Belt	Q	18	11	.621	0	1	18	12	.600	8	6	5th
7	Virginia Tech	Metro	L	20	7	.741	1	1	21	8	.724	8	4	2d
5	Washington St.	Pacific-10	L	22	5	.815	0	1	22	6	.786	14	4	3d
7	Weber St.	Big Sky	Q	26	2	.929	0	1	26	3	.897	13	1	1st
10	Western Ky.	Ohio Valley	Q	21	7	.750	0	1	21	8	.724	10	2	T1st

1981 TOURNAMENT

Seed	School	Conference	How	Pre-Tourney			Tourney		Final			Conf.		
				W	L	Pct.	W	L	W	L	Pct.	W	L	Fin.
7	UAB	Sun Belt	L	21	8	.724	2	1	23	9	.719	9	3	T1st
2	Arizona St.	Pacific-10	L	24	3	.889	0	1	24	4	.857	16	2	2d
5	Arkansas	Southwest	L	22	7	.759	2	1	24	8	.750	13	3	1st
12	Ball St.	Mid-American	Q	20	9	.690	0	1	20	10	.667	10	6	T1st
5	Boston College	Big East	L	21	6	.778	2	1	23	7	.767	10	4	1st
6	BYU	Western Athletic	L	22	6	.786	3	1	25	7	.781	12	4	3d
11	Chattanooga	Southern	Q	21	8	.724	0	1	21	9	.700	11	5	T1st
8	Creighton	Missouri Valley	Q	21	8	.724	0	1	21	9	.700	11	5	T2d
1	DePaul	Independent	L	27	1	.964	0	1	27	2	.931	—	—	—
6	Fresno St.	Pacific Coast	Q	25	3	.893	0	1	25	4	.862	12	2	1st
7	Georgetown	Big East	L	20	11	.645	0	1	20	12	.625	9	5	2d
8	Houston	Southwest	Q	21	8	.724	0	1	21	9	.700	10	6	T2d
12	Howard	Mid-Eastern	Q	17	11	.607	0	1	17	12	.586	6	4	T2d
7	Idaho	Big Sky	Q	25	3	.893	0	1	25	4	.862	12	2	1st
4	Illinois	Big Ten	L	20	7	.741	1	1	21	8	.724	12	6	3d
3	Indiana	Big Ten	Q	21	9	.700	5	0	26	9	.743	14	4	1st
3	Iowa	Big Ten	L	21	6	.778	0	1	21	7	.750	13	5	2d
10	James Madison	Independent (ECAC South)	Q	20	8	.714	1	1	21	9	.700	—	—	—
7	Kansas	Big Eight	Q	22	7	.759	2	1	24	8	.750	9	5	T2d
6	Kansas St.	Big Eight	L	21	8	.724	3	1	24	9	.727	9	5	T2d
2	Kentucky	Southeastern	L	22	5	.815	0	1	22	6	.786	15	3	2d
8	Lamar University	Southland	Q	24	4	.857	1	1	25	5	.833	8	2	1st
12	LIU Brooklyn	Independent (ECAC Metro)	Q	18	10	.643	0	1	18	11	.621	—	—	—
1	LSU	Southeastern	L	28	3	.903	3	2	31	5	.861	17	1	1st

Seed	School	Conference	How	Pre-Tourney			Tourney		Final			Conf.		
				W	L	Pct.	W	L	W	L	Pct.	W	L	Fin.
4	Louisville	Metro	Q	21	8	.724	0	1	21	9	.700	11	1	1st
6	Maryland	Atlantic Coast	L	20	9	.690	1	1	21	10	.677	8	6	4th
12	Mercer	Trans America	Q	18	11	.621	0	1	18	12	.600	7	4	3d
10	Ole Miss	Southeastern	Q	16	13	.552	0	1	16	14	.533	10	8	4th
9	Missouri	Big Eight	L	22	9	.710	0	1	22	10	.688	10	4	1st
2	North Carolina	Atlantic Coast	Q	25	7	.781	4	1	29	8	.784	10	4	2d
11	Northeastern	ECAC North	Q	23	5	.821	1	1	24	6	.800	21	5	1st
2	Notre Dame	Independent	L	22	5	.815	1	1	23	6	.793	—	—	—
1	Oregon St.	Pacific-10	Q	26	1	.963	0	1	26	2	.929	17	1	1st
10	Pittsburgh	Eastern 8	Q	18	11	.621	1	1	19	12	.613	8	5	4th
11	Princeton	Ivy	Q	18	9	.667	0	1	18	10	.643	14	1	1st
9	Saint Joseph's	East Coast (E)	Q	22	7	.759	3	1	25	8	.758	9	2	T2d
9	San Francisco	West Coast	Q	24	6	.800	0	1	24	7	.774	11	3	T1st
11	Southern U.	Southwestern	Q	17	10	.630	0	1	17	11	.607	8	4	T1st
4	Tennessee	Southeastern	L	20	7	.741	1	1	21	8	.724	12	6	3d
3	UCLA	Pacific-10	L	20	6	.769	0	1	20	7	.741	13	5	3d
3	Utah	Western Athletic	L	24	4	.857	1	1	25	5	.833	13	3	T1st
9	Villanova	Big East	L	19	10	.655	1	1	20	11	.645	8	6	T3d
1	Virginia	Atlantic Coast	L	25	3	.893	4	1	29	4	.879	13	1	1st
5	VCU	Sun Belt	Q	23	4	.852	1	1	24	5	.828	9	3	T1st
4	Wake Forest	Atlantic Coast	L	22	6	.786	0	1	22	7	.759	9	5	3d
10	Western Ky.	Ohio Valley	Q	21	7	.750	0	1	21	8	.724	12	2	1st
6	Wichita St.	Missouri Valley	L	23	6	.793	3	1	26	7	.788	12	4	1st
5	Wyoming	Western Athletic	Q	23	5	.821	1	1	24	6	.800	13	3	T1st

1982 TOURNAMENT

Seed	School	Conference	How	Pre-Tourney			Tourney		Final			Conf.		
				W	L	Pct.	W	L	W	L	Pct.	W	L	Fin.
4	Alabama	Southeastern	Q	23	6	.793	1	1	24	7	.774	12	6	3d
11	Alcorn	Southwestern	Q	22	7	.759	0	1	22	8	.733	10	2	T1st
4	Arkansas	Southwest	Q	23	5	.821	0	1	23	6	.793	12	4	1st
8	Boston College	Big East	L	19	9	.679	3	1	22	10	.688	8	6	4th
10	Chattanooga	Southern	Q	26	3	.897	1	1	27	4	.871	15	1	1st
1	DePaul	Independent	L	26	1	.963	0	1	26	2	.929	—	—	—
10	Evansville	Midwestern	Q	23	5	.821	0	1	23	6	.793	10	2	1st
4	Fresno St.	Pacific Coast	Q	26	2	.929	1	1	27	3	.900	13	1	1st
1	Georgetown	Big East	Q	26	6	.813	4	1	30	7	.811	10	4	2d
6	Houston	Southwest	L	21	7	.750	4	1	25	8	.758	11	5	2d
3	Idaho	Big Sky	Q	26	2	.929	1	1	27	3	.900	13	1	1st
5	Indiana	Big Ten	L	18	9	.667	1	1	19	10	.655	12	6	T2d
6	Iowa	Big Ten	L	20	7	.741	1	1	21	8	.724	12	6	T2d
9	James Madison	Independent	L	23	5	.821	1	1	24	6	.800	—	—	—
5	Kansas St.	Big Eight	L	21	7	.750	2	1	23	8	.742	10	4	2d
6	Kentucky	Southeastern	L	22	7	.759	0	1	22	8	.733	13	5	T1st
8	Louisiana	Southland	Q	24	7	.774	0	1	24	8	.750	8	2	1st
11	La.-Monroe	Trans America	Q	19	10	.655	0	1	19	11	.633	9	7	T3d
3	Louisville	Metro	L	20	9	.690	3	1	23	10	.697	8	4	T2d
7	Marquette	Independent	L	22	8	.733	1	1	23	9	.719	—	—	—
2	Memphis	Metro	Q	23	4	.852	1	1	24	5	.828	10	2	1st
11	Middle Tenn.	Ohio Valley	Q	21	7	.750	1	1	22	8	.733	12	4	3d
2	Minnesota	Big Ten	Q	22	5	.815	1	1	23	6	.793	14	4	1st
2	Missouri	Big Eight	Q	26	3	.897	1	1	27	4	.871	12	2	1st
1	North Carolina	Atlantic Coast	Q	27	2	.931	5	0	32	2	.941	12	2	1st
12	N.C. A&T	Mid-Eastern	Q	19	8	.704	0	1	19	9	.679	10	2	1st
7	North Carolina St.	Atlantic Coast	L	22	9	.710	0	1	22	10	.688	7	7	4th
11	Northeastern	ECAC North	Q	22	6	.786	1	1	23	7	.767	8	1	1st
12	Northern Ill.	Mid-American	Q	16	13	.552	0	1	16	14	.533	9	7	3d
8	Ohio St.	Big Ten	L	21	9	.700	0	1	21	10	.677	12	6	T2d
10	Old Dominion	Independent (ECAC South)	Q	18	11	.621	0	1	18	12	.600	—	—	—
2	Oregon St.	Pacific-10	Q	23	4	.852	2	1	25	5	.833	16	2	1st
12	Penn	Ivy	Q	17	9	.654	0	1	17	10	.630	12	2	1st
7	Pepperdine	West Coast	Q	21	6	.778	1	1	22	7	.759	14	0	1st
10	Pittsburgh	Eastern 8	Q	20	9	.690	0	1	20	10	.667	8	6	3d
12	Robert Morris	ECAC Metro (S)	Q	17	12	.586	0	1	17	13	.567	9	5	1st
5	St. John's (NY)	Big East	L	20	8	.714	1	1	21	9	.700	9	5	3d

Seed	School	Conference	How	Pre-Tourney			Tourney		Final			Conf.		
				W	L	Pct.	W	L	W	L	Pct.	W	L	Fin.
6	Saint Joseph's	East Coast (E)	Q	25	4	.862	0	1	25	5	.833	10	1	2d
9	San Francisco	West Coast	L	25	5	.833	0	1	25	6	.806	11	3	2d
9	Southern California	Pacific-10	L	19	8	.704	0	1	19	9	.679	13	5	3d
9	Tennessee	Southeastern	L	19	9	.679	1	1	20	10	.667	13	5	T1st
3	Tulsa	Missouri Valley	Q	24	5	.828	0	1	24	6	.800	12	4	T2d
4	UAB	Sun Belt	Q	23	5	.821	2	1	25	6	.806	9	1	1st
3	Villanova	Big East	L	22	7	.759	2	1	24	8	.750	11	3	1st
1	Virginia	Atlantic Coast	L	29	3	.906	1	1	30	4	.882	12	2	T1st
7	Wake Forest	Atlantic Coast	L	20	8	.714	1	1	21	9	.700	9	5	3d
5	West Virginia	Eastern 8	L	26	3	.897	1	1	27	4	.871	13	1	1st
8	Wyoming	Western Athletic	Q	22	6	.786	1	1	23	7	.767	14	2	1st

1983 TOURNAMENT

Seed	School	Conference	How	Pre-Tourney			Tourney		Final			Conf.		
				W	L	Pct.	W	L	W	L	Pct.	W	L	Fin.
6	Alabama	Southeastern	L	20	11	.645	0	1	20	12	.625	8	10	T8th
12	Alcorn	Southwestern	Q	21	9	.700	1	1	22	10	.688	10	4	3d
4	Arkansas	Southwest	L	25	3	.893	1	1	26	4	.867	14	2	2d
4	Boston College	Big East	L	24	6	.800	1	1	25	7	.781	12	4	T1st
—	Boston U.	ECAC North	Q	21	9	.700	0	1	21	10	.677	8	2	T1st
9	Chattanooga	Southern	Q	26	3	.897	0	1	26	4	.867	15	1	1st
5	Georgetown	Big East	L	21	9	.700	1	1	22	10	.688	11	5	4th
4	Georgia	Southeastern	Q	21	9	.700	3	1	24	10	.706	9	9	T4th
—	Ga. Southern	Trans America	Q	18	11	.621	0	1	18	12	.600	8	6	T3d
1	Houston	Southwest	Q	27	2	.931	4	1	31	3	.912	16	0	1st
7	Illinois	Big Ten	L	21	10	.677	0	1	21	11	.656	11	7	T2d
6	Illinois St.	Missouri Valley	Q	24	6	.800	0	1	24	7	.774	13	5	2d
2	Indiana	Big Ten	Q	23	5	.821	1	1	24	6	.800	13	5	1st
7	Iowa	Big Ten	L	19	9	.679	2	1	21	10	.677	11	7	T2d
10	James Madison	ECAC South	Q	19	10	.655	1	1	20	11	.645	6	3	2d
3	Kentucky	Southeastern	L	21	7	.750	2	1	23	8	.742	13	5	1st
12	La Salle	East Coast (E)	Q	17	13	.567	1	1	18	14	.563	7	2	T1st
11	Lamar University	Southland	Q	22	7	.759	1	1	23	8	.742	9	3	1st
8	Louisiana	Independent	L	22	6	.786	0	1	22	7	.759	—	—	—
1	Louisville	Metro	Q	29	3	.906	3	1	32	4	.889	12	0	1st
9	Marquette	Independent	L	19	9	.679	0	1	19	10	.655	—	—	—
8	Maryland	Atlantic Coast	L	19	9	.679	1	1	20	10	.667	8	6	T3d
4	Memphis	Metro	L	22	7	.759	1	1	23	8	.742	6	6	4th
2	Missouri	Big Eight	L	26	7	.788	0	1	26	8	.765	12	2	1st
11	Morehead St.	Ohio Valley	Q	19	10	.655	0	1	19	11	.633	10	4	2d
3	UNLV	Pacific Coast	Q	28	2	.933	0	1	28	3	.903	15	1	1st
2	North Carolina	Atlantic Coast	L	26	7	.788	2	1	28	8	.778	12	2	T1st
—	N.C. A&T	Mid-Eastern	Q	23	7	.767	0	1	23	8	.742	9	3	2d
6	North Carolina St.	Atlantic Coast	Q	20	10	.667	6	0	26	10	.722	8	6	T3d
11	Ohio	Mid-American	Q	22	8	.733	1	1	23	9	.719	12	6	2d
3	Ohio St.	Big Ten	L	19	9	.679	1	1	20	10	.667	11	7	T2d
7	Oklahoma	Big Eight	L	23	8	.742	1	1	24	9	.727	10	4	2d
5	Oklahoma St.	Big Eight	Q	24	6	.800	0	1	24	7	.774	9	5	T3d
11	Pepperdine	West Coast	Q	20	8	.714	0	1	20	9	.690	10	2	1st
12	Princeton	Ivy	Q	18	8	.692	2	1	20	9	.690	12	2	1st
5	Purdue	Big Ten	L	20	8	.714	1	1	21	9	.700	11	7	T2d
12	Robert Morris	ECAC Metro (S)	Q	22	7	.759	1	1	23	8	.742	12	2	1st
9	Rutgers	Atlantic 10 (E)	L	22	7	.759	1	1	23	8	.742	11	3	1st
1	St. John's (NY)	Big East	Q	27	4	.871	1	1	28	5	.848	12	4	T1st
6	Syracuse	Big East	L	20	9	.690	1	1	21	10	.677	9	7	5th
8	Tennessee	Southeastern	L	19	11	.633	1	1	20	12	.625	9	9	T4th
10	UAB	Sun Belt	Q	19	13	.594	0	1	19	14	.576	9	5	3d
2	UCLA	Pacific-10	Q	23	5	.821	0	1	23	6	.793	15	3	1st
10	Utah	Western Athletic	Q	16	13	.552	2	1	18	14	.563	11	5	T1st
10	Utah St.	Pacific Coast	L	20	8	.714	0	1	20	9	.690	10	6	3d
3	Villanova	Big East	L	22	7	.759	2	1	24	8	.750	12	4	T1st
1	Virginia	Atlantic Coast	L	27	4	.871	2	1	29	5	.853	12	2	T1st
5	VCU	Sun Belt	L	23	6	.793	1	1	24	7	.774	12	2	T1st
8	Washington St.	Pacific-10	L	22	6	.786	1	1	23	7	.767	14	4	2d
9	Weber St.	Big Sky	Q	23	7	.767	0	1	23	8	.742	10	4	T1st

Seed	School	Conference	How	Pre-Tourney			Tourney		Final			Conf.		
				W	L	Pct.	W	L	W	L	Pct.	W	L	Fin.
7	West Virginia	Atlantic 10 (W)	Q	23	7	.767	0	1	23	8	.742	10	4	T1st
—	Xavier	Midwestern	Q	22	7	.759	0	1	22	8	.733	10	4	T2d

1984 TOURNAMENT

Seed	School	Conference	How	Pre-Tourney			Tourney		Final			Conf.		
				W	L	Pct.	W	L	W	L	Pct.	W	L	Fin.
9	Alabama	Southeastern	L	18	11	.621	0	1	18	12	.600	10	8	5th
12	Alcorn	Southwestern	Q	20	9	.690	1	1	21	10	.677	11	3	T1st
2	Arkansas	Southwest	L	25	6	.806	0	1	25	7	.781	14	2	2d
5	Auburn	Southeastern	L	20	10	.667	0	1	20	11	.645	12	6	2d
8	BYU	Western Athletic	L	19	10	.655	1	1	20	11	.645	12	4	2d
10	Dayton	Independent	L	18	10	.643	3	1	21	11	.656	—	—	—
1	DePaul	Independent	L	26	2	.929	1	1	27	3	.900	—	—	—
3	Duke	Atlantic Coast	L	24	9	.727	0	1	24	10	.706	7	7	T3d
7	Fresno St.	Pacific Coast	L	25	7	.781	0	1	25	8	.758	13	5	3d
1	Georgetown	Big East	Q	29	3	.906	5	0	34	3	.919	14	2	1st
2	Houston	Southwest	Q	28	4	.875	4	1	32	5	.865	15	1	1st
—	Houston Baptist	Trans America	Q	24	6	.800	0	1	24	7	.774	11	3	1st
2	Illinois	Big Ten	Q	24	4	.857	2	1	26	5	.839	15	3	T1st
8	Illinois St.	Missouri Valley	L	22	7	.759	1	1	23	8	.742	13	3	T1st
4	Indiana	Big Ten	L	20	8	.714	2	1	22	9	.710	13	5	3d
10	Iona	Metro Atlantic	Q	23	7	.767	0	1	23	8	.742	11	3	T1st
5	Kansas	Big Eight	Q	21	9	.700	1	1	22	10	.688	9	5	2d
1	Kentucky	Southeastern	Q	26	4	.867	3	1	29	5	.853	14	4	1st
—	LIU Brooklyn	ECAC Metro	Q	20	10	.667	0	1	20	11	.645	11	5	T1st
7	LSU	Southeastern	L	18	10	.643	0	1	18	11	.621	11	7	T3d
10	Louisiana Tech	Southland	Q	25	6	.806	1	1	26	7	.788	8	4	3d
5	Louisville	Metro	L	22	10	.688	2	1	24	11	.686	11	3	T1st
10	Marshall	Southern	Q	25	5	.833	0	1	25	6	.806	13	3	1st
3	Maryland	Atlantic Coast	Q	23	7	.767	1	1	24	8	.750	9	5	2d
6	Memphis	Metro	Q	24	6	.800	2	1	26	7	.788	11	3	T1st
8	Miami (OH)	Mid-American	Q	24	5	.828	0	1	24	6	.800	16	2	1st
12	Morehead St.	Ohio Valley	Q	24	5	.828	1	1	25	6	.806	12	2	1st
11	Nevada	Big Sky	Q	17	13	.567	0	1	17	14	.548	7	7	T3d
1	North Carolina	Atlantic Coast	L	27	2	.931	1	1	28	3	.903	14	0	1st
—	N.C. A&T	Mid-Eastern	Q	22	6	.786	0	1	22	7	.759	9	1	1st
11	Northeastern	ECAC North Atlantic	Q	26	4	.867	1	1	27	5	.844	14	0	1st
2	Oklahoma	Big Eight	L	29	4	.879	0	1	29	5	.853	13	1	1st
11	Oral Roberts	Midwestern	Q	21	9	.700	0	1	21	10	.677	11	3	1st
6	Oregon St.	Pacific-10	L	22	6	.786	0	1	22	7	.759	15	3	T1st
12	Princeton	Ivy	Q	17	9	.654	1	1	18	10	.643	10	4	1st
3	Purdue	Big Ten	L	22	6	.786	0	1	22	7	.759	15	3	T1st
12	Richmond	ECAC South	Q	20	9	.690	2	1	22	10	.688	7	3	1st
—	Rider	East Coast	Q	20	10	.667	0	1	20	11	.645	11	5	2d
9	St. John's (NY)	Big East	L	18	11	.621	0	1	18	12	.600	8	8	T4th
—	San Diego	West Coast	Q	18	9	.667	0	1	18	10	.643	9	3	1st
9	SMU	Southwest	L	24	7	.774	1	1	25	8	.758	12	4	3d
3	Syracuse	Big East	L	22	8	.733	1	1	23	9	.719	12	4	T2d
8	Temple	Atlantic 10	L	25	4	.862	1	1	26	5	.839	18	0	1st
9	UAB	Sun Belt	Q	23	10	.697	0	1	23	11	.676	8	6	5th
5	UNLV	Pacific Coast	Q	27	5	.844	2	1	29	6	.829	16	2	1st
4	UTEP	Western Athletic	Q	27	3	.900	0	1	27	4	.871	13	3	1st
4	Tulsa	Missouri Valley	Q	27	3	.900	0	1	27	4	.871	13	3	T1st
7	Villanova	Big East	L	18	11	.621	1	1	19	12	.613	12	4	T2d
7	Virginia	Atlantic Coast	L	17	11	.607	4	1	21	12	.636	6	8	T5th
6	VCU	Sun Belt	L	22	6	.786	1	1	23	7	.767	11	3	1st
4	Wake Forest	Atlantic Coast	L	21	8	.724	2	1	23	9	.719	7	7	T3d
6	Washington	Pacific-10	Q	22	6	.786	2	1	24	7	.774	15	3	T1st
11	West Virginia	Atlantic 10	Q	19	11	.633	1	1	20	12	.625	9	9	T4th

1985 TOURNAMENT

Seed	School	Conference	How	Pre-Tourney			Tourney		Final			Conf.		
				W	L	Pct.	W	L	W	L	Pct.	W	L	Fin.
7	Alabama	Southeastern	L	21	9	.700	2	1	23	10	.697	11	7	T3d

Seed	School	Conference	How	Pre-Tourney			Tourney		Final			Conf.		
				W	L	Pct.	W	L	W	L	Pct.	W	L	Fin.
10	Arizona	Pacific-10	L	21	9	.700	0	1	21	10	.677	12	6	T3d
9	Arkansas	Southwest	L	21	12	.636	1	1	22	13	.629	10	6	T2d
11	Auburn	Southeastern	Q	20	11	.645	2	1	22	12	.647	8	10	T7th
11	Boston College	Big East	L	18	10	.643	2	1	20	11	.645	7	9	6th
9	Dayton	Independent	L	19	9	.679	0	1	19	10	.655	—	—	—
10	DePaul	Independent	L	19	9	.679	0	1	19	10	.655	—	—	—
3	Duke	Atlantic Coast	L	22	7	.759	1	1	23	8	.742	8	6	T4th
16	Fairleigh Dickinson	ECAC Metro	Q	21	9	.700	0	1	21	10	.677	10	4	2d
1	Georgetown	Big East	Q	30	2	.938	5	1	35	3	.921	14	2	2d
6	Georgia	Southeastern	L	21	8	.724	1	1	22	9	.710	12	6	2d
2	Georgia Tech	Atlantic Coast	Q	24	7	.774	3	1	27	8	.771	9	5	T1st
3	Illinois	Big Ten	L	24	8	.750	2	1	26	9	.743	12	6	2d
9	Illinois St.	Missouri Valley	L	21	7	.750	1	1	22	8	.733	11	5	T2d
13	Iona	Metro Atlantic	Q	26	4	.867	0	1	26	5	.839	11	3	1st
8	Iowa	Big Ten	L	21	10	.677	0	1	21	11	.656	10	8	T5th
13	Iowa St.	Big Eight	L	21	12	.636	0	1	21	13	.618	7	7	T3d
3	Kansas	Big Eight	L	25	7	.781	1	1	26	8	.765	11	3	1st
12	Kentucky	Southeastern	L	16	12	.571	2	1	18	13	.581	11	7	T3d
16	Lehigh	East Coast	Q	12	18	.400	0	1	12	19	.387	6	8	6th
4	LSU	Southeastern	L	19	9	.679	0	1	19	10	.655	13	5	1st
5	Louisiana Tech	Southland	Q	27	2	.931	2	1	29	3	.906	11	1	1st
4	Loyola Chicago	Midwestern	Q	25	5	.833	2	1	27	6	.818	13	1	1st
15	Marshall	Southern	Q	21	12	.636	0	1	21	13	.618	14	2	1st
5	Maryland	Atlantic Coast	L	23	11	.676	2	1	25	12	.676	8	6	T3d
2	Memphis	Metro	Q	27	3	.900	4	1	31	4	.886	13	1	1st
15	Mercer	Trans America	Q	22	8	.733	0	1	22	9	.710	10	4	T2d
12	Miami (OH)	Mid-American	L	20	10	.667	0	1	20	11	.645	13	5	2d
1	Michigan	Big Ten	Q	25	3	.893	1	1	26	4	.867	16	2	1st
10	Michigan St.	Big Ten	L	19	9	.679	0	1	19	10	.655	10	8	T5th
15	Middle Tenn.	Ohio Valley	Q	17	13	.567	0	1	17	14	.548	7	7	5th
13	Navy	ECAC South	Q	25	5	.833	1	1	26	6	.813	11	3	T1st
14	Nevada	Big Sky	Q	21	9	.700	0	1	21	10	.677	11	3	1st
2	North Carolina	Atlantic Coast	L	24	8	.750	3	1	27	9	.750	9	5	T1st
16	N.C. A&T	Mid-Eastern	Q	19	9	.679	0	1	19	10	.655	10	2	1st
3	North Carolina St.	Atlantic Coast	L	20	9	.690	3	1	23	10	.697	9	5	T1st
14	Northeastern	ECAC North Atlantic	Q	22	8	.733	0	1	22	9	.710	13	3	T1st
7	Notre Dame	Independent	L	20	8	.714	1	1	21	9	.700	—	—	—
14	Ohio	Mid-American	Q	22	7	.759	0	1	22	8	.733	14	4	1st
4	Ohio St.	Big Ten	L	19	9	.679	1	1	20	10	.667	11	7	T3d
1	Oklahoma	Big Eight	Q	28	5	.848	3	1	31	6	.838	13	1	1st
12	Old Dominion	Sun Belt	L	19	11	.633	0	1	19	12	.613	9	5	3d
10	Oregon St.	Pacific-10	L	22	8	.733	0	1	22	9	.710	12	6	T3d
15	Penn	Ivy	Q	13	13	.500	0	1	13	14	.481	10	4	1st
14	Pepperdine	West Coast	Q	23	8	.742	0	1	23	9	.719	11	1	1st
12	Pittsburgh	Big East	L	17	11	.607	0	1	17	12	.586	8	8	5th
6	Purdue	Big Ten	L	20	8	.714	0	1	20	9	.690	11	7	T3d
1	St. John's (NY)	Big East	L	27	3	.900	4	1	31	4	.886	15	1	1st
13	San Diego St.	Western Athletic	Q	23	7	.767	0	1	23	8	.742	11	5	2d
8	Southern California	Pacific-10	L	19	9	.679	0	1	19	10	.655	13	5	T1st
16	Southern U.	Southwestern	Q	19	10	.655	0	1	19	11	.633	9	5	2d
5	SMU	Southwest	L	22	9	.710	1	1	23	10	.697	10	6	T2d
7	Syracuse	Big East	L	21	8	.724	1	1	22	9	.710	9	7	T3d
8	Temple	Atlantic 10	Q	24	5	.828	1	1	25	6	.806	15	3	2d
7	UAB	Sun Belt	L	24	8	.750	1	1	25	9	.735	11	3	2d
4	UNLV	Pacific Coast	Q	27	3	.900	1	1	28	4	.875	17	1	1st
11	UTEP	Western Athletic	L	21	9	.700	1	1	22	10	.688	12	4	1st
6	Texas Tech	Southwest	Q	23	7	.767	0	1	23	8	.742	12	4	1st
6	Tulsa	Missouri Valley	L	23	7	.767	0	1	23	8	.742	12	4	1st
8	Villanova	Big East	L	19	10	.655	6	0	25	10	.714	9	7	3d
2	VCU	Sun Belt	Q	25	5	.833	1	1	26	6	.813	12	2	1st
9	Virginia Tech	Metro	L	20	8	.714	0	1	20	9	.690	10	4	2d
5	Washington	Pacific-10	Q	22	9	.710	0	1	22	10	.688	13	5	1st
11	Wichita St.	Missouri Valley	Q	18	12	.600	0	1	18	13	.581	11	5	T2d

1986 TOURNAMENT

Seed	School	Conference	How	Pre-Tourney			Tourney		Final			Conf.		
				W	L	Pct.	W	L	W	L	Pct.	W	L	Fin.
15	Akron	Ohio Valley	Q	22	7	.759	0	1	22	8	.733	10	4	T1st
5	Alabama	Southeastern	L	22	8	.733	2	1	24	9	.727	13	5	T2d
9	Arizona	Pacific-10	Q	23	8	.742	0	1	23	9	.719	14	4	1st
8	Auburn	Southeastern	L	19	10	.655	3	1	22	11	.667	13	5	T2d
14	Ball St.	Mid-American	Q	21	9	.700	0	1	21	10	.677	11	7	3d
7	Bradley	Missouri Valley	L	31	2	.939	1	1	32	3	.914	16	0	1st
15	Brown	Ivy	Q	16	10	.615	0	1	16	11	.593	10	4	1st
14	Cleveland St.	Mid-Continent	Q	27	3	.900	2	1	29	4	.879	13	1	1st
16	Davidson	Southern	Q	20	10	.667	0	1	20	11	.645	10	6	T2d
12	DePaul	Independent	L	16	12	.571	2	1	18	13	.581	—	—	—
15	Drexel	East Coast	Q	19	11	.633	0	1	19	12	.613	11	3	1st
1	Duke	Atlantic Coast	Q	32	2	.941	5	1	37	3	.925	12	2	1st
13	Fairfield	Metro Atlantic	Q	24	6	.800	0	1	24	7	.774	13	1	1st
4	Georgetown	Big East	L	23	7	.767	1	1	24	8	.750	11	5	3d
2	Georgia Tech	Atlantic Coast	L	25	6	.806	2	1	27	7	.794	11	3	2d
4	Illinois	Big Ten	L	21	9	.700	1	1	22	10	.688	11	7	T4th
3	Indiana	Big Ten	L	21	7	.750	0	1	21	8	.724	13	5	2d
11	Iowa	Big Ten	L	20	11	.645	0	1	20	12	.625	10	8	6th
7	Iowa St.	Big Eight	L	20	10	.667	2	1	22	11	.667	9	5	2d
8	Jacksonville	Sun Belt	Q	21	9	.700	0	1	21	10	.677	9	5	T3d
1	Kansas	Big Eight	Q	31	3	.912	4	1	35	4	.897	13	1	1st
1	Kentucky	Southeastern	Q	29	3	.906	3	1	32	4	.889	17	1	1st
13	La.-Monroe	Southland	Q	20	9	.690	0	1	20	10	.667	9	3	1st
2	Louisville	Metro	Q	26	7	.788	6	0	32	7	.821	10	2	1st
11	LSU	Southeastern	L	22	11	.667	4	1	26	12	.684	9	9	T5th
15	Marist	ECAC Metro	Q	19	11	.633	0	1	19	12	.613	11	5	2d
5	Maryland	Atlantic Coast	L	18	13	.581	1	1	19	14	.576	6	8	6th
3	Memphis	Metro	L	27	5	.844	1	1	28	6	.824	9	3	2d
10	Miami (OH)	Mid-American	L	24	6	.800	0	1	24	7	.774	16	2	1st
2	Michigan	Big Ten	Q	27	4	.871	1	1	28	5	.848	14	4	1st
5	Michigan St.	Big Ten	L	21	7	.750	2	1	23	8	.742	12	6	3d
16	Mississippi Val.	Southwestern	Q	20	10	.667	0	1	20	11	.645	10	4	3d
11	Missouri	Big Eight	L	21	13	.618	0	1	21	14	.600	8	6	T3d
16	Montana St.	Big Sky	Q	14	16	.467	0	1	14	17	.452	6	8	T6th
16	N.C. A&T	Mid-Eastern	Q	22	7	.759	0	1	22	8	.733	12	2	1st
7	Navy	Colonial	Q	27	4	.871	3	1	30	5	.857	13	1	1st
9	Nebraska	Big Eight	L	19	10	.655	0	1	19	11	.633	8	6	T3d
3	North Carolina	Atlantic Coast	L	26	5	.839	2	1	28	6	.824	10	4	3d
6	North Carolina St.	Atlantic Coast	L	18	12	.600	3	1	21	13	.618	7	7	T4th
13	Northeastern	ECAC North Atlantic	Q	26	4	.867	0	1	26	5	.839	16	2	1st
3	Notre Dame	Independent	L	23	5	.821	0	1	23	6	.793	—	—	—
4	Oklahoma	Big Eight	L	25	8	.758	1	1	26	9	.743	8	6	T3d
8	Old Dominion	Sun Belt	L	22	7	.759	1	1	23	8	.742	11	3	1st
12	Pepperdine	West Coast	Q	25	4	.862	0	1	25	5	.833	13	1	1st
6	Purdue	Big Ten	L	22	9	.710	0	1	22	10	.688	11	7	T4th
11	Richmond	Colonial	L	23	6	.793	0	1	23	7	.767	12	2	2d
6	Saint Joseph's	Atlantic 10	Q	25	5	.833	1	1	26	6	.813	16	2	1st
1	St. John's (NY)	Big East	Q	30	4	.882	1	1	31	5	.861	14	2	T1st
2	Syracuse	Big East	L	25	5	.833	1	1	26	6	.813	14	2	T1st
9	Temple	Atlantic 10	L	24	5	.828	1	1	25	6	.806	15	3	T2d
13	Texas Tech	Southwest	Q	17	13	.567	0	1	17	14	.548	9	7	5th
10	Tulsa	Missouri Valley	Q	23	8	.742	0	1	23	9	.719	10	6	T2d
6	UAB	Sun Belt	L	24	10	.706	1	1	25	11	.694	9	5	T3d
14	Little Rock	Trans America	Q	22	10	.688	1	1	23	11	.676	12	2	1st
4	UNLV	Pacific Coast	Q	31	4	.886	2	1	33	5	.868	16	2	1st
14	Utah	Western Athletic	L	20	9	.690	0	1	20	10	.667	12	4	T1st
10	UTEP	Western Athletic	Q	27	5	.844	0	1	27	6	.818	12	4	T1st
10	Villanova	Big East	L	22	13	.629	1	1	23	14	.622	10	6	4th
5	Virginia	Atlantic Coast	L	19	10	.655	0	1	19	11	.633	7	7	T4th
7	Virginia Tech	Metro	L	22	8	.733	0	1	22	9	.710	7	5	3d
12	Washington	Pacific-10	L	19	11	.633	0	1	19	12	.613	13	5	2d
9	West Virginia	Atlantic 10	L	22	10	.688	0	1	22	11	.667	15	3	T2d
8	Western Ky.	Sun Belt	L	22	7	.759	1	1	23	8	.742	10	4	2d
12	Xavier	Midwestern	Q	25	4	.862	0	1	25	5	.833	10	2	1st

1987 TOURNAMENT

Seed	School	Conference	How	Pre-Tourney			Tourney		Final			Conf.		Fin.
				W	L	Pct.	W	L	W	L	Pct.	W	L	
2	Alabama	Southeastern	Q	26	4	.867	2	1	28	5	.848	16	2	1st
10	Arizona	Pacific-10	L	18	11	.621	0	1	18	12	.600	13	5	2d
8	Auburn	Southeastern	L	17	12	.586	1	1	18	13	.581	9	9	5th
14	Austin Peay	Ohio Valley	Q	19	11	.633	1	1	20	12	.625	8	6	T4th
16	Bucknell	East Coast	Q	22	8	.733	0	1	22	9	.710	11	3	1st
10	BYU	Western Athletic	L	21	10	.677	0	1	21	11	.656	12	4	2d
13	Central Mich.	Mid-American	Q	22	7	.759	0	1	22	8	.733	14	2	1st
4	Clemson	Atlantic Coast	L	25	5	.833	0	1	25	6	.806	10	4	2d
3	DePaul	Independent	L	26	2	.929	2	1	28	3	.903	—	—	—
5	Duke	Atlantic Coast	L	22	8	.733	2	1	24	9	.727	9	5	3d
16	Fairfield	Metro Atlantic	Q	15	15	.500	0	1	15	16	.484	5	9	7th
6	Florida	Southeastern	L	21	10	.677	2	1	23	11	.676	12	6	2d
15	Ga. Southern	Trans America	Q	20	10	.667	0	1	20	11	.645	12	6	4th
1	Georgetown	Big East	Q	26	4	.867	3	1	29	5	.853	12	4	T1st
8	Georgia	Southeastern	L	18	11	.621	0	1	18	12	.600	10	8	T3d
7	Georgia Tech	Atlantic Coast	L	16	12	.571	0	1	16	13	.552	7	7	5th
12	Houston	Southwest	L	18	11	.621	0	1	18	12	.600	9	7	T3d
16	Idaho St.	Big Sky	Q	15	15	.500	0	1	15	16	.484	5	9	T5th
3	Illinois	Big Ten	L	23	7	.767	0	1	23	8	.742	13	5	4th
1	Indiana	Big Ten	Q	24	4	.857	6	0	30	4	.882	15	3	T1st
2	Iowa	Big Ten	L	27	4	.871	3	1	30	5	.857	14	4	3d
5	Kansas	Big Eight	L	23	10	.697	2	1	25	11	.694	9	5	T2d
9	Kansas St.	Big Eight	L	19	10	.655	1	1	20	11	.645	8	6	4th
8	Kentucky	Southeastern	L	18	10	.643	0	1	18	11	.621	10	8	T3d
14	Louisiana Tech	Southland	Q	22	7	.759	0	1	22	8	.733	9	1	1st
10	LSU	Southeastern	L	21	14	.600	3	1	24	15	.615	8	10	T6th
14	Marist	ECAC Metro	Q	20	9	.690	0	1	20	10	.667	15	1	1st
13	Marshall	Southern	Q	25	5	.833	0	1	25	6	.806	15	1	1st
9	Michigan	Big Ten	L	19	11	.633	1	1	20	12	.625	10	8	5th
12	Middle Tenn.	Ohio Valley	L	22	6	.786	0	1	22	7	.759	11	3	1st
4	Missouri	Big Eight	Q	24	9	.727	0	1	24	10	.706	11	3	1st
13	Missouri St.	Mid-Continent	Q	27	5	.844	1	1	28	6	.824	13	1	1st
15	N.C. A&T	Mid-Eastern	Q	24	5	.828	0	1	24	6	.800	12	2	2d
8	Navy	Colonial	Q	26	5	.839	0	1	26	6	.813	13	1	1st
7	New Orleans	Independent	L	25	3	.893	1	1	26	4	.867	—	—	—
1	North Carolina	Atlantic Coast	L	29	3	.906	3	1	32	4	.889	14	0	1st
11	North Carolina St.	Atlantic Coast	Q	20	14	.588	0	1	20	15	.571	6	8	6th
14	Northeastern	ECAC North Atlantic	Q	27	6	.818	0	1	27	7	.794	17	1	1st
5	Notre Dame	Independent	L	22	7	.759	2	1	24	8	.750	—	—	—
9	Ohio St.	Big Ten	L	19	12	.613	1	1	20	13	.606	9	9	6th
6	Oklahoma	Big Eight	L	22	9	.710	2	1	24	10	.706	9	5	T2d
16	Penn	Ivy	Q	13	13	.500	0	1	13	14	.481	10	4	1st
3	Pittsburgh	Big East	L	24	7	.774	1	1	25	8	.758	12	4	T1st
6	Providence	Big East	L	21	8	.724	4	1	25	9	.735	10	6	T4th
3	Purdue	Big Ten	L	24	4	.857	1	1	25	5	.833	15	3	T1st
9	San Diego	West Coast	L	24	5	.828	0	1	24	6	.800	13	1	1st
15	Santa Clara	West Coast	Q	18	13	.581	0	1	18	14	.563	6	8	T4th
15	Southern U.	Southwestern	Q	19	11	.633	0	1	19	12	.613	9	5	T2d
6	St. John's (NY)	Big East	L	20	8	.714	1	1	21	9	.700	10	6	T4th
2	Syracuse	Big East	L	26	6	.813	5	1	31	7	.816	12	4	T1st
4	TCU	Southwest	L	23	6	.793	1	1	24	7	.774	14	2	1st
2	Temple	Atlantic 10	Q	31	3	.912	1	1	32	4	.889	17	1	1st
12	Texas A&M	Southwest	Q	17	13	.567	0	1	17	14	.548	6	10	8th
11	Tulsa	Missouri Valley	L	22	7	.759	0	1	22	8	.733	11	3	1st
11	UAB	Sun Belt	Q	21	10	.677	0	1	21	11	.656	10	4	3d
4	UCLA	Pacific-10	Q	24	6	.800	1	1	25	7	.781	12	6	T2d
1	UNLV	Pacific Coast	Q	33	1	.971	4	1	37	2	.949	18	0	1st
7	UTEP	Western Athletic	L	24	6	.800	1	1	25	7	.781	13	3	1st
5	Virginia	Atlantic Coast	L	21	9	.700	0	1	21	10	.677	8	6	4th
7	West Virginia	Atlantic 10	L	23	7	.767	0	1	23	8	.742	15	3	2d
10	Western Ky.	Sun Belt	L	28	8	.778	1	1	29	9	.763	12	2	1st
11	Wichita St.	Missouri Valley	Q	22	10	.688	0	1	22	11	.667	9	5	3d
12	Wyoming	Western Athletic	Q	22	9	.710	2	1	24	10	.706	11	5	T3d
13	Xavier	Midwestern	Q	18	12	.600	1	1	19	13	.594	7	5	T3d

1988 TOURNAMENT

Seed	School	Conference	How	Pre-Tourney			Tourney		Final			Conf.		
				W	L	Pct.	W	L	W	L	Pct.	W	L	Fin.
1	Arizona	Pacific-10	Q	31	2	.939	4	1	35	3	.921	17	1	1st
11	Arkansas	Southwest	L	21	8	.724	0	1	21	9	.700	11	5	T2d
8	Auburn	Southeastern	L	18	10	.643	1	1	19	11	.633	11	7	T2d
8	Baylor	Southwest	L	23	10	.697	0	1	23	11	.676	11	5	T2d
14	Boise St.	Big Sky	Q	24	5	.828	0	1	24	6	.800	13	3	1st
15	Boston U.	ECAC North Atlantic	Q	23	7	.767	0	1	23	8	.742	14	4	2d
9	Bradley	Missouri Valley	Q	26	4	.867	0	1	26	5	.839	12	2	1st
4	BYU	Western Athletic	L	25	5	.833	1	1	26	6	.813	13	3	1st
10	UC Santa Barbara	Pacific Coast	L	22	7	.759	0	1	22	8	.733	13	5	T2d
13	Charlotte	Sun Belt	Q	22	8	.733	0	1	22	9	.710	11	3	1st
16	Chattanooga	Southern	Q	20	12	.625	0	1	20	13	.606	8	8	T5th
16	Cornell	Ivy	Q	17	9	.654	0	1	17	10	.630	11	3	1st
5	DePaul	Independent	L	21	7	.750	1	1	22	8	.733	—	—	—
2	Duke	Atlantic Coast	Q	24	6	.800	4	1	28	7	.800	9	5	3d
15	Eastern Mich.	Mid-American	Q	22	7	.759	0	1	22	8	.733	14	2	1st
16	Fairleigh Dickinson	ECAC Metro	Q	23	6	.793	0	1	23	7	.767	13	3	T1st
6	Florida	Southeastern	L	22	11	.667	1	1	23	12	.657	11	7	2d
12	Florida St.	Metro	L	19	10	.655	0	1	19	11	.633	7	5	2d
8	Georgetown	Big East	L	19	9	.679	1	1	20	10	.667	9	7	T3d
5	Georgia Tech	Atlantic Coast	L	21	9	.700	1	1	22	10	.688	8	6	4th
3	Illinois	Big Ten	L	22	9	.710	1	1	23	10	.697	12	6	T3d
4	Indiana	Big Ten	L	19	9	.679	0	1	19	10	.655	11	7	5th
5	Iowa	Big Ten	L	22	9	.710	2	1	24	10	.706	12	6	T3d
12	Iowa St.	Big Eight	L	20	11	.645	0	1	20	12	.625	6	8	5th
6	Kansas	Big Eight	L	21	11	.656	6	0	27	11	.711	9	5	3d
4	Kansas St.	Big Eight	L	22	8	.733	3	1	25	9	.735	11	3	2d
2	Kentucky	Southeastern	Q	25	5	.833	2	1	27	6	.818	13	5	1st
13	La Salle	Metro Atlantic	Q	24	9	.727	0	1	24	10	.706	14	0	1st
16	Lehigh	East Coast	Q	21	9	.700	0	1	21	10	.677	8	6	4th
9	LSU	Southeastern	L	16	13	.552	0	1	16	14	.533	10	8	T4th
5	Louisville	Metro	Q	22	10	.688	2	1	24	11	.686	9	3	1st
10	Loyola Marymount	West Coast	Q	27	3	.900	1	1	28	4	.875	14	0	1st
7	Maryland	Atlantic Coast	L	17	12	.586	1	1	18	13	.581	6	8	5th
9	Memphis	Metro	L	19	11	.633	1	1	20	12	.625	6	6	T3d
3	Michigan	Big Ten	L	24	7	.774	2	1	26	8	.765	13	5	2d
6	Missouri	Big Eight	L	19	10	.655	0	1	19	11	.633	10	4	2d
13	Missouri St.	Mid-Continent	Q	22	6	.786	0	1	22	7	.759	12	2	1st
14	Murray St.	Ohio Valley	Q	21	8	.724	1	1	22	9	.710	13	1	1st
4	UNLV	Pacific Coast	L	27	5	.844	1	1	28	6	.824	15	3	1st
2	North Carolina	Atlantic Coast	L	24	6	.800	3	1	27	7	.794	11	3	1st
14	N.C. A&T	Mid-Eastern	Q	26	2	.929	0	1	26	3	.897	16	0	1st
3	North Carolina St.	Atlantic Coast	L	24	7	.774	0	1	24	8	.750	10	4	2d
15	North Texas	Southland	Q	17	12	.586	0	1	17	13	.567	12	2	1st
10	Notre Dame	Independent	L	20	8	.714	0	1	20	9	.690	—	—	—
1	Oklahoma	Big Eight	Q	30	3	.909	5	1	35	4	.897	12	2	1st
12	Oregon St.	Pacific-10	L	20	10	.667	0	1	20	11	.645	12	6	T2d
2	Pittsburgh	Big East	L	23	6	.793	1	1	24	7	.774	12	4	1st
1	Purdue	Big Ten	Q	27	3	.900	2	1	29	4	.879	16	2	1st
11	Rhode Island	Atlantic 10	L	26	6	.813	2	1	28	7	.800	14	4	2d
13	Richmond	Colonial	Q	24	6	.800	2	1	26	7	.788	11	3	1st
11	St. John's (NY)	Big East	L	17	11	.607	0	1	17	12	.586	8	8	T5th
8	Seton Hall	Big East	L	21	12	.636	1	1	22	13	.629	8	8	T5th
15	Southern U.	Southwestern	Q	24	6	.800	0	1	24	7	.774	12	2	1st
7	SMU	Southwest	Q	27	6	.818	1	1	28	7	.800	12	4	1st
3	Syracuse	Big East	Q	25	8	.758	1	1	26	9	.743	11	5	2d
1	Temple	Atlantic 10	Q	29	1	.967	3	1	32	2	.941	18	0	1st
9	UTEP	Western Athletic	L	23	9	.719	0	1	23	10	.697	10	6	4th
14	UTSA	Trans America	Q	22	8	.733	0	1	22	9	.710	13	5	3d
10	Utah St.	Pacific Coast	Q	21	9	.700	0	1	21	10	.677	13	5	T2d
7	Vanderbilt	Southeastern	L	18	10	.643	2	1	20	11	.645	10	8	T4th
6	Villanova	Big East	L	21	12	.636	3	1	24	13	.649	9	7	T3d
12	Wichita St.	Missouri Valley	L	20	9	.690	0	1	20	10	.667	11	3	2d
7	Wyoming	Western Athletic	Q	26	5	.839	0	1	26	6	.813	11	5	T2d
11	Xavier	Midwestern	Q	26	3	.897	0	1	26	4	.867	9	1	1st

1989 TOURNAMENT

Seed	School	Conference	How	Pre-Tourney			Tourney		Final			Conf.		Fin.
				W	L	Pct.	W	L	W	L	Pct.	W	L	
6	Alabama	Southeastern	Q	23	7	.767	0	1	23	8	.742	12	6	T2d
1	Arizona	Pacific-10	Q	27	3	.900	2	1	29	4	.879	17	1	1st
5	Arkansas	Southwest	Q	24	6	.800	1	1	25	7	.781	13	3	1st
9	Ball St.	Mid-American	Q	28	2	.933	1	1	29	3	.906	14	2	1st
15	Bucknell	East Coast	Q	23	7	.767	0	1	23	8	.742	11	3	1st
9	Clemson	Atlantic Coast	L	18	10	.643	1	1	19	11	.633	7	7	6th
10	Colorado St.	Western Athletic	L	22	9	.710	1	1	23	10	.697	12	4	1st
14	Creighton	Missouri Valley	Q	20	10	.667	0	1	20	11	.645	11	3	1st
12	DePaul	Independent	L	20	11	.645	1	1	21	12	.636	—	—	—
2	Duke	Atlantic Coast	L	24	7	.774	4	1	28	8	.778	9	5	T2d
16	East Tenn. St.	Southern	Q	20	10	.667	0	1	20	11	.645	7	7	T4th
11	Evansville	Midwestern	L	24	5	.828	1	1	25	6	.806	10	2	1st
7	Florida	Southeastern	L	21	12	.636	0	1	21	13	.618	13	5	1st
4	Florida St.	Metro	L	22	7	.759	0	1	22	8	.733	9	3	1st
15	George Mason	Colonial	Q	20	10	.667	0	1	20	11	.645	10	4	2d
1	Georgetown	Big East	Q	26	4	.867	3	1	29	5	.853	13	3	1st
6	Georgia Tech	Atlantic Coast	L	20	11	.645	0	1	20	12	.625	8	6	5th
13	Idaho	Big Sky	Q	25	5	.833	0	1	25	6	.806	13	3	T1st
1	Illinois	Big Ten	L	27	4	.871	4	1	31	5	.861	14	4	2d
2	Indiana	Big Ten	Q	25	7	.781	2	1	27	8	.771	15	3	1st
4	Iowa	Big Ten	L	22	9	.710	1	1	23	10	.697	10	8	4th
10	Iowa St.	Big Eight	L	17	11	.607	0	1	17	12	.586	7	7	T4th
6	Kansas St.	Big Eight	L	19	10	.655	0	1	19	11	.633	8	6	3d
8	La Salle	Metro Atlantic	Q	26	5	.839	0	1	26	6	.813	13	1	1st
13	Little Rock	Trans America	Q	23	7	.767	0	1	23	8	.742	14	4	2d
9	Louisiana Tech	American South	L	22	8	.733	1	1	23	9	.719	6	4	T2d
4	Louisville	Metro	Q	22	8	.733	2	1	24	9	.727	8	4	T2d
12	Loyola Marymount	West Coast	Q	20	10	.667	0	1	20	11	.645	10	4	T2d
10	LSU	Southeastern	L	20	11	.645	0	1	20	12	.625	11	7	T4th
16	McNeese	Southland	Q	16	13	.552	0	1	16	14	.533	9	5	T2d
5	Memphis	Metro	L	21	10	.677	0	1	21	11	.656	8	4	T2d
3	Michigan	Big Ten	L	24	7	.774	6	0	30	7	.811	12	6	3d
13	Middle Tenn.	Ohio Valley	Q	22	7	.759	1	1	23	8	.742	10	2	T1st
11	Minnesota	Big Ten	L	17	11	.607	2	1	19	12	.613	9	9	5th
3	Missouri	Big Eight	Q	27	7	.794	2	1	29	8	.784	12	2	1st
14	Missouri St.	Mid-Continent	Q	21	9	.700	0	1	21	10	.677	10	2	1st
2	North Carolina	Atlantic Coast	Q	27	7	.794	2	1	29	8	.784	9	5	T2d
5	North Carolina St.	Atlantic Coast	L	20	8	.714	2	1	22	9	.710	10	4	1st
9	Notre Dame	Independent	L	20	8	.714	1	1	21	9	.700	—	—	—
1	Oklahoma	Big Eight	L	28	5	.848	2	1	30	6	.833	12	2	1st
6	Oregon St.	Pacific-10	L	22	7	.759	0	1	22	8	.733	13	5	T3d
8	Pittsburgh	Big East	L	17	12	.586	0	1	17	13	.567	9	7	4th
16	Princeton	Ivy	Q	19	7	.731	0	1	19	8	.704	11	3	1st
12	Providence	Big East	L	18	10	.643	0	1	18	11	.621	7	9	T5th
16	Robert Morris	Northeast	Q	21	8	.724	0	1	21	9	.700	12	4	1st
13	Rutgers	Atlantic 10	Q	18	12	.600	0	1	18	13	.581	13	5	3d
3	Seton Hall	Big East	L	26	6	.813	5	1	31	7	.816	11	5	2d
14	Siena	ECAC North Atlantic	Q	24	4	.857	1	1	25	5	.833	16	1	1st
11	South Ala.	Sun Belt	Q	22	8	.733	1	1	23	9	.719	11	3	1st
12	South Carolina	Metro	L	19	10	.655	0	1	19	11	.633	8	4	T2d
15	South Carolina St.	Mid-Eastern	Q	25	7	.781	0	1	25	8	.758	14	2	1st
15	Southern U.	Southwestern	Q	20	10	.667	0	1	20	11	.645	10	4	T1st
8	Saint Mary's (CA)	West Coast	L	25	4	.862	0	1	25	5	.833	12	2	1st
3	Stanford	Pacific-10	L	26	6	.813	0	1	26	7	.788	15	3	2d
2	Syracuse	Big East	L	27	7	.794	3	1	30	8	.789	10	6	3d
10	Tennessee	Southeastern	L	19	10	.655	0	1	19	11	.633	11	7	T4th
11	Texas	Southwest	L	24	8	.750	1	1	25	9	.735	12	4	2d
7	UCLA	Pacific-10	L	20	9	.690	1	1	21	10	.677	13	5	T3d
4	UNLV	Big West	Q	26	7	.788	3	1	29	8	.784	16	2	1st
7	UTEP	Western Athletic	Q	25	6	.806	1	1	26	7	.788	11	5	T2d
8	Vanderbilt	Southeastern	L	19	13	.594	0	1	19	14	.576	12	6	T2d
5	Virginia	Atlantic Coast	L	19	10	.655	3	1	22	11	.667	9	5	T2d
7	West Virginia	Atlantic 10	L	25	4	.862	1	1	26	5	.839	17	1	1st
14	Xavier	Midwestern	Q	21	11	.656	0	1	21	12	.636	7	5	3d

1990 TOURNAMENT

Seed	School	Conference	How	Pre-Tourney			Tourney		Final			Conf.		
				W	L	Pct.	W	L	W	L	Pct.	W	L	Fin.
7	Alabama	Southeastern	Q	24	8	.750	2	1	26	9	.743	12	6	T2d
2	Arizona	Pacific-10	L	24	6	.800	1	1	25	7	.781	15	3	T1st
4	Arkansas	Southwest	Q	26	4	.867	4	1	30	5	.857	14	2	1st
12	Ball St.	Mid-American	Q	24	6	.800	2	1	26	7	.788	13	3	1st
16	Boston U.	North Atlantic	Q	18	11	.621	0	1	18	12	.600	9	3	T1st
12	BYU	Western Athletic	L	21	8	.724	0	1	21	9	.700	11	5	T1st
9	California	Pacific-10	L	21	9	.700	1	1	22	10	.688	12	6	3d
5	Clemson	Atlantic Coast	L	24	8	.750	2	1	26	9	.743	10	4	1st
10	Colorado St.	Western Athletic	L	21	8	.724	0	1	21	9	.700	11	5	T1st
15	Coppin St.	Mid-Eastern	Q	26	6	.813	0	1	26	7	.788	15	1	1st
12	Dayton	Midwestern	Q	21	9	.700	1	1	22	10	.688	10	4	2d
3	Duke	Atlantic Coast	L	24	8	.750	5	1	29	9	.763	9	5	2d
13	East Tenn. St.	Southern	Q	27	6	.818	0	1	27	7	.794	12	2	1st
3	Georgetown	Big East	L	23	6	.793	1	1	24	7	.774	11	5	3d
7	Georgia	Southeastern	L	20	8	.714	0	1	20	9	.690	13	5	1st
4	Georgia Tech	Atlantic Coast	Q	24	6	.800	4	1	28	7	.800	8	6	T3d
8	Houston	Southwest	L	25	7	.781	0	1	25	8	.758	13	3	2d
13	Idaho	Big Sky	Q	25	5	.833	0	1	25	6	.806	13	3	1st
5	Illinois	Big Ten	L	21	7	.750	0	1	21	8	.724	11	7	T4th
14	Illinois St.	Missouri Valley	Q	18	12	.600	0	1	18	13	.581	9	5	T2d
8	Indiana	Big Ten	L	18	10	.643	0	1	18	11	.621	8	10	7th
2	Kansas	Big Eight	L	29	4	.879	1	1	30	5	.857	11	3	T2d
11	Kansas St.	Big Eight	L	17	14	.548	0	1	17	15	.531	7	7	4th
4	La Salle	Metro Atlantic (S)	Q	29	1	.967	1	1	30	2	.938	16	0	1st
15	La.-Monroe	Southland	Q	22	7	.759	0	1	22	8	.733	13	1	1st
16	Little Rock	Trans America	Q	20	9	.690	0	1	20	10	.667	12	4	3d
4	Louisville	Metro	Q	26	7	.788	1	1	27	8	.771	12	2	1st
11	Loyola Marymount	West Coast	Q	23	5	.821	3	1	26	6	.813	13	1	1st
5	LSU	Southeastern	L	22	8	.733	1	1	23	9	.719	12	6	T2d
3	Michigan	Big Ten	L	22	7	.759	1	1	23	8	.742	12	6	3d
1	Michigan St.	Big Ten	Q	26	5	.839	2	1	28	6	.824	15	3	1st
6	Minnesota	Big Ten	L	20	8	.714	3	1	23	9	.719	11	7	T4th
3	Missouri	Big Eight	L	26	5	.839	0	1	26	6	.813	12	2	1st
9	Missouri St.	Mid-Continent	L	22	6	.786	0	1	22	7	.759	11	1	1st
16	Murray St.	Ohio Valley	Q	21	8	.724	0	1	21	9	.700	10	2	1st
6	New Mexico St.	Big West	L	26	4	.867	0	1	26	5	.839	16	2	T1st
8	North Carolina	Atlantic Coast	L	19	12	.613	2	1	21	13	.618	8	6	T3d
10	Notre Dame	Independent	L	16	12	.571	0	1	16	13	.552	—	—	—
8	Ohio St.	Big Ten	L	16	12	.571	1	1	17	13	.567	10	8	6th
1	Oklahoma	Big Eight	Q	26	4	.867	1	1	27	5	.844	11	3	T2d
5	Oregon St.	Pacific-10	L	22	6	.786	0	1	22	7	.759	15	3	T1st
13	Princeton	Ivy	Q	20	6	.769	0	1	20	7	.741	11	3	1st
9	Providence	Big East	L	17	11	.607	0	1	17	12	.586	8	8	T5th
2	Purdue	Big Ten	L	21	7	.750	1	1	22	8	.733	13	5	2d
14	Richmond	Colonial	Q	22	9	.710	0	1	22	10	.688	10	4	T2d
15	Robert Morris	Northeast	Q	22	7	.759	0	1	22	8	.733	12	4	1st
15	South Fla.	Sun Belt	Q	20	10	.667	0	1	20	11	.645	9	5	2d
13	Southern Miss.	Metro	L	20	11	.645	0	1	20	12	.625	9	5	T2d
6	St. John's (NY)	Big East	L	23	9	.719	1	1	24	10	.706	10	6	4th
2	Syracuse	Big East	L	24	6	.800	2	1	26	7	.788	12	4	T1st
11	Temple	Atlantic 10	Q	20	10	.667	0	1	20	11	.645	15	3	1st
10	Texas	Southwest	L	21	8	.724	3	1	24	9	.727	12	4	3d
14	Texas Southern	Southwestern	Q	19	11	.633	0	1	19	12	.613	10	4	2d
16	Towson	East Coast	Q	18	12	.600	0	1	18	13	.581	8	6	T1st
10	UAB	Sun Belt	L	22	8	.733	0	1	22	9	.710	12	2	1st
9	UC Santa Barbara	Big West	L	20	8	.714	1	1	21	9	.700	13	5	3d
7	UCLA	Pacific-10	Q	20	10	.667	2	1	22	11	.667	11	7	4th
1	UConn	Big East	Q	28	5	.848	3	1	31	6	.838	12	4	T1st
14	UNI	Mid-Continent	Q	22	8	.733	1	1	23	9	.719	6	6	T3d
1	UNLV	Big West	Q	29	5	.853	6	0	35	5	.875	16	2	T1st
11	UTEP	Western Athletic	Q	21	10	.677	0	1	21	11	.656	10	6	T3d
12	Villanova	Big East	L	18	14	.563	0	1	18	15	.545	8	8	T5th
7	Virginia	Atlantic Coast	L	19	11	.633	1	1	20	12	.625	6	8	T5th
6	Xavier	Midwestern	L	26	4	.867	2	1	28	5	.848	12	2	1st

1991 TOURNAMENT

Seed	School	Conference	How	Pre-Tourney			Tourney		Final			Conf.		
				W	L	Pct.	W	L	W	L	Pct.	W	L	Fin.
4	Alabama	Southeastern	Q	21	9	.700	2	1	23	10	.697	12	6	3d
2	Arizona	Pacific-10	Q	26	6	.813	2	1	28	7	.800	14	4	1st
8	Arizona St.	Pacific-10	L	19	9	.679	1	1	20	10	.667	10	8	T3d
1	Arkansas	Southwest	Q	31	3	.912	3	1	34	4	.895	15	1	1st
10	BYU	Western Athletic	Q	20	12	.625	1	1	21	13	.618	11	5	2d
15	Coastal Caro.	Big South	Q	24	7	.774	0	1	24	8	.750	13	1	1st
11	Creighton	Missouri Valley	Q	23	7	.767	1	1	24	8	.750	12	4	1st
9	DePaul	Independent	L	20	8	.714	0	1	20	9	.690	—	—	—
2	Duke	Atlantic Coast	L	26	7	.788	6	0	32	7	.821	11	3	1st
10	East Tenn. St.	Southern	Q	28	4	.875	0	1	28	5	.848	11	3	T1st
12	Eastern Mich.	Mid-American	Q	24	6	.800	2	1	26	7	.788	13	3	1st
7	Florida St.	Metro	Q	20	10	.667	1	1	21	11	.656	9	5	2d
8	Georgetown	Big East	L	18	12	.600	1	1	19	13	.594	8	8	6th
11	Georgia	Southeastern	L	17	12	.586	0	1	17	13	.567	9	9	5th
16	Georgia St.	Trans America	Q	16	14	.533	0	1	16	15	.516	7	7	5th
8	Georgia Tech	Atlantic Coast	L	16	12	.571	1	1	17	13	.567	6	8	T5th
12	Green Bay	Mid-Continent	Q	24	6	.800	0	1	24	7	.774	13	3	2d
2	Indiana	Big Ten	L	27	4	.871	2	1	29	5	.853	15	3	T1st
7	Iowa	Big Ten	L	20	10	.667	1	1	21	11	.656	9	9	T5th
3	Kansas	Big Eight	L	22	7	.759	5	1	27	8	.771	10	4	T1st
15	La.-Monroe	Southland	Q	25	7	.781	0	1	25	8	.758	13	1	1st
12	Louisiana Tech	American South	Q	21	9	.700	0	1	21	10	.677	8	4	3d
6	LSU	Southeastern	L	20	9	.690	0	1	20	10	.667	13	5	T1st
5	Michigan St.	Big Ten	L	18	10	.643	1	1	19	11	.633	11	7	T3d
5	Mississippi St.	Southeastern	L	20	8	.714	0	1	20	9	.690	13	5	T1st
16	Montana	Big Sky	Q	23	7	.767	0	1	23	8	.742	13	3	1st
13	Murray St.	Ohio Valley	Q	24	8	.750	0	1	24	9	.727	10	2	1st
3	Nebraska	Big Eight	L	26	7	.788	0	1	26	8	.765	9	5	3d
14	New Mexico	Western Athletic	L	20	9	.690	0	1	20	10	.667	10	6	3d
6	New Mexico St.	Big West	L	23	5	.821	0	1	23	6	.793	15	3	2d
14	New Orleans	American South	L	23	7	.767	0	1	23	8	.742	9	3	T1st
1	North Carolina	Atlantic Coast	Q	25	5	.833	4	1	29	6	.829	10	4	2d
6	North Carolina St.	Atlantic Coast	L	19	10	.655	1	1	20	11	.645	8	6	T3d
16	Northeastern	North Atlantic	Q	22	10	.688	0	1	22	11	.667	8	2	1st
13	Northern Ill.	Mid-Continent	L	25	5	.833	0	1	25	6	.806	14	2	1st
1	Ohio St.	Big Ten	Q	25	3	.893	2	1	27	4	.871	15	3	T1st
3	Oklahoma St.	Big Eight	L	22	7	.759	2	1	24	8	.750	10	4	T1st
13	Penn St.	Atlantic 10	Q	20	10	.667	1	1	21	11	.656	10	8	T3d
14	Pepperdine	West Coast	Q	22	8	.733	0	1	22	9	.710	13	1	1st
6	Pittsburgh	Big East	L	20	11	.645	1	1	21	12	.636	9	7	T3d
8	Princeton	Ivy	Q	24	2	.923	0	1	24	3	.889	14	0	1st
7	Purdue	Big Ten	L	17	11	.607	0	1	17	12	.586	9	9	T5th
15	Richmond	Colonial	Q	21	9	.700	1	1	22	10	.688	10	4	2d
9	Rutgers	Atlantic 10	L	19	9	.679	0	1	19	10	.655	14	4	1st
15	Saint Francis (PA)	Northeast	Q	24	7	.774	0	1	24	8	.750	13	3	T1st
12	Saint Peter's	Metro Atlantic	Q	24	6	.800	0	1	24	7	.774	11	5	T2d
3	Seton Hall	Big East	Q	22	8	.733	3	1	25	9	.735	9	7	T3d
13	South Ala.	Sun Belt	Q	22	8	.733	0	1	22	9	.710	11	3	1st
10	Southern California	Pacific-10	L	19	9	.679	0	1	19	10	.655	10	8	T3d
11	Southern Miss.	Metro	L	21	7	.750	0	1	21	8	.724	10	4	1st
4	St. John's (NY)	Big East	L	20	8	.714	3	1	23	9	.719	10	6	2d
2	Syracuse	Big East	L	26	5	.839	0	1	26	6	.813	12	4	1st
10	Temple	Atlantic 10	L	21	9	.700	3	1	24	10	.706	13	5	2d
5	Texas	Southwest	L	22	8	.733	1	1	23	9	.719	13	3	2d
16	Towson	East Coast	Q	19	10	.655	0	1	19	11	.633	10	2	1st
4	UCLA	Pacific-10	L	23	8	.742	0	1	23	9	.719	11	7	2d
11	UConn	Big East	L	18	10	.643	2	1	20	11	.645	9	7	T3d
1	UNLV	Big West	Q	30	0	1.000	4	1	34	1	.971	18	0	1st
4	Utah	Western Athletic	L	28	3	.903	2	1	30	4	.882	15	1	1st
9	Vanderbilt	Southeastern	L	17	12	.586	0	1	17	13	.567	11	7	4th
9	Villanova	Big East	L	16	14	.533	1	1	17	15	.531	7	9	T7th
7	Virginia	Atlantic Coast	L	21	11	.656	0	1	21	12	.636	6	8	T5th
5	Wake Forest	Atlantic Coast	L	18	10	.643	1	1	19	11	.633	8	6	T3d
14	Xavier	Midwestern	Q	21	9	.700	1	1	22	10	.688	11	3	1st

1992 TOURNAMENT

Seed	School	Conference	How	Pre-Tourney			Tourney		Final			Conf.		
				W	L	Pct.	W	L	W	L	Pct.	W	L	Fin.
5	Alabama	Southeastern (W)	L	25	8	.758	1	1	26	9	.743	10	6	3d
3	Arizona	Pacific-10	L	24	6	.800	0	1	24	7	.774	13	5	3d
3	Arkansas	Southeastern (W)	L	25	7	.781	1	1	26	8	.765	13	3	1st
10	BYU	Western Athletic	Q	25	6	.806	0	1	25	7	.781	12	4	T1st
16	Campbell	Big South	Q	19	11	.633	0	1	19	12	.613	7	7	T3d
7	Charlotte	Metro	L	23	8	.742	0	1	23	9	.719	7	5	T2d
4	Cincinnati	Great Midwest	L	25	4	.862	4	1	29	5	.853	8	2	T1st
13	Delaware	North Atlantic	Q	27	3	.900	0	1	27	4	.871	14	0	1st
5	DePaul	Great Midwest	L	20	8	.714	0	1	20	9	.690	8	2	T1st
1	Duke	Atlantic Coast	Q	28	2	.933	6	0	34	2	.944	14	2	1st
14	East Tenn. St.	Southern	Q	23	6	.793	1	1	24	7	.774	12	2	T1st
15	Eastern Ill.	Mid-Continent	Q	17	13	.567	0	1	17	14	.548	9	7	T4th
8	Evansville	Midwestern	Q	24	5	.828	0	1	24	6	.800	8	2	1st
3	Florida St.	Atlantic Coast	L	20	9	.690	2	1	22	10	.688	11	5	2d
14	Fordham	Patriot	Q	18	12	.600	0	1	18	13	.581	11	3	T1st
15	Ga. Southern	Trans America	Q	25	5	.833	0	1	25	6	.806	13	1	1st
6	Georgetown	Big East	L	21	9	.700	1	1	22	10	.688	12	6	T1st
7	Georgia Tech	Atlantic Coast	L	21	11	.656	2	1	23	12	.657	8	8	T3d
10	Houston	Southwest	Q	25	5	.833	0	1	25	6	.806	11	3	T1st
16	Howard	Mid-Eastern	Q	17	13	.567	0	1	17	14	.548	12	4	T1st
2	Indiana	Big Ten	L	23	6	.793	4	1	27	7	.794	14	4	2d
9	Iowa	Big Ten	L	18	10	.643	1	1	19	11	.633	10	8	5th
10	Iowa St.	Big Eight	L	20	12	.625	1	1	21	13	.618	5	9	T6th
1	Kansas	Big Eight	Q	26	4	.867	1	1	27	5	.844	11	3	1st
2	Kentucky	Southeastern (E)	Q	26	6	.813	3	1	29	7	.806	12	4	1st
13	La Salle	Metro Atlantic	Q	20	10	.667	0	1	20	11	.645	12	4	2d
13	Louisiana	Sun Belt	Q	20	10	.667	1	1	21	11	.656	12	4	2d
15	La.-Monroe	Southland	Q	19	9	.679	0	1	19	10	.655	12	6	T2d
8	Louisville	Metro	L	18	10	.643	1	1	19	11	.633	7	5	T2d
7	LSU	Southeastern (W)	L	20	9	.690	1	1	21	10	.677	12	4	2d
3	Massachusetts	Atlantic 10	Q	28	4	.875	2	1	30	5	.857	13	3	1st
6	Memphis	Great Midwest	L	20	10	.667	3	1	23	11	.676	5	5	T3d
13	Miami (OH)	Mid-American	Q	23	7	.767	0	1	23	8	.742	13	3	1st
6	Michigan	Big Ten	L	20	8	.714	5	1	25	9	.735	11	7	T3d
5	Michigan St.	Big Ten	L	21	7	.750	1	1	22	8	.733	11	7	T3d
16	Mississippi Val.	Southwestern	Q	16	13	.552	0	1	16	14	.533	11	3	T1st
5	Missouri	Big Eight	L	20	8	.714	1	1	21	9	.700	8	6	T2d
12	Missouri St.	Missouri Valley	Q	23	7	.767	0	1	23	8	.742	13	5	3d
14	Montana	Big Sky	Q	27	3	.900	0	1	27	4	.871	14	2	1st
14	Murray St.	Ohio Valley	Q	17	12	.586	0	1	17	13	.567	11	3	1st
8	Nebraska	Big Eight	L	19	9	.679	0	1	19	10	.655	7	7	5th
12	New Mexico St.	Big West	Q	23	7	.767	2	1	25	8	.758	12	6	3d
4	North Carolina	Atlantic Coast	L	21	9	.700	2	1	23	10	.697	9	7	3d
1	Ohio St.	Big Ten	Q	23	5	.821	3	1	26	6	.813	15	3	1st
4	Oklahoma	Big Eight	L	21	8	.724	0	1	21	9	.700	8	6	T2d
2	Oklahoma St.	Big Eight	L	26	7	.788	2	1	28	8	.778	8	6	T2d
15	Old Dominion	Colonial	Q	15	14	.517	0	1	15	15	.500	8	6	T3d
11	Pepperdine	West Coast	Q	24	6	.800	0	1	24	7	.774	14	0	1st
11	Princeton	Ivy	Q	22	5	.815	0	1	22	6	.786	12	2	1st
16	Robert Morris	Northeast	Q	19	11	.633	0	1	19	12	.613	12	4	1st
4	Seton Hall	Big East	L	21	8	.724	2	1	23	9	.719	12	6	T1st
11	South Fla.	Metro	L	19	9	.679	0	1	19	10	.655	7	5	T2d
2	Southern California	Pacific-10	L	23	5	.821	1	1	24	6	.800	15	3	2d
7	St. John's (NY)	Big East	L	19	10	.655	0	1	19	11	.633	12	6	T1st
12	Stanford	Pacific-10	L	18	10	.643	0	1	18	11	.621	10	8	4th
6	Syracuse	Big East	Q	21	9	.700	1	1	22	10	.688	10	8	T5th
11	Temple	Atlantic 10	L	17	12	.586	0	1	17	13	.567	11	5	2d
8	Texas	Southwest	L	23	11	.676	0	1	23	12	.657	11	3	T1st
10	Tulane	Metro	L	21	8	.724	1	1	22	9	.710	8	4	1st
1	UCLA	Pacific-10	Q	25	4	.862	3	1	28	5	.848	16	2	1st
9	UConn	Big East	L	19	9	.679	1	1	20	10	.667	10	8	T5th
9	UTEP	Western Athletic	L	25	6	.806	2	1	27	7	.794	12	4	T1st
9	Wake Forest	Atlantic Coast	L	17	11	.607	0	1	17	12	.586	7	9	5th
12	West Virginia	Atlantic 10	L	20	11	.645	0	1	20	12	.625	10	6	3d

1993 TOURNAMENT

Seed	School	Conference	How	Pre-Tourney			Tourney		Final			Conf.		
				W	L	Pct.	W	L	W	L	Pct.	W	L	Fin.
2	Arizona	Pacific-10	Q	24	3	.889	0	1	24	4	.857	17	1	1st
4	Arkansas	Southeastern (W)	L	20	8	.714	2	1	22	9	.710	10	6	1st
15	Ball St.	Mid-American	Q	26	7	.788	0	1	26	8	.765	14	4	T1st
14	Boise St.	Big Sky	Q	21	7	.750	0	1	21	8	.724	10	4	T2d
7	BYU	Western Athletic	L	24	8	.750	1	1	25	9	.735	15	3	T1st
6	California	Pacific-10	L	19	8	.704	2	1	21	9	.700	12	6	2d
12	Chattanooga	Southern	Q	26	6	.813	0	1	26	7	.788	16	2	1st
2	Cincinnati	Great Midwest	L	24	4	.857	3	1	27	5	.844	8	2	1st
16	Coastal Caro.	Big South	Q	22	9	.710	0	1	22	10	.688	12	4	2d
15	Coppin St.	Mid-Eastern	Q	22	7	.759	0	1	22	8	.733	16	0	1st
13	Delaware	North Atlantic	Q	22	7	.759	0	1	22	8	.733	10	4	3d
3	Duke	Atlantic Coast	L	23	7	.767	1	1	24	8	.750	10	6	T3d
16	East Carolina	Colonial	Q	13	16	.448	0	1	13	17	.433	4	10	7th
14	Evansville	Midwestern	Q	23	6	.793	0	1	23	7	.767	12	2	T1st
3	Florida St.	Atlantic Coast	L	22	9	.710	3	1	25	10	.714	12	4	2d
12	George Washington	Atlantic 10	L	19	8	.704	2	1	21	9	.700	8	6	T2d
4	Georgia Tech	Atlantic Coast	Q	19	10	.655	0	1	19	11	.633	8	8	6th
13	Holy Cross	Patriot	Q	23	6	.793	0	1	23	7	.767	12	2	2d
6	Illinois	Big Ten	L	18	12	.600	1	1	19	13	.594	11	7	T3d
1	Indiana	Big Ten	Q	28	3	.903	3	1	31	4	.886	17	1	1st
4	Iowa	Big Ten	L	22	8	.733	1	1	23	9	.719	11	7	T3d
8	Iowa St.	Big Eight	L	20	10	.667	0	1	20	11	.645	8	6	T2d
2	Kansas	Big Eight	L	25	6	.806	4	1	29	7	.806	11	3	1st
6	Kansas St.	Big Eight	L	19	10	.655	0	1	19	11	.633	7	7	T5th
1	Kentucky	Southeastern (E)	Q	26	3	.897	4	1	30	4	.882	13	3	2d
13	La.-Monroe	Southland	Q	26	4	.867	0	1	26	5	.839	17	1	1st
11	Long Beach St.	Big West	Q	22	9	.710	0	1	22	10	.688	11	7	4th
4	Louisville	Metro	Q	20	8	.714	2	1	22	9	.710	11	1	1st
11	LSU	Southeastern (W)	L	22	10	.688	0	1	22	11	.667	9	7	2d
12	Manhattan	Metro Atlantic	Q	23	6	.793	0	1	23	7	.767	12	2	1st
12	Marquette	Great Midwest	L	20	7	.741	0	1	20	8	.714	6	4	3d
3	Massachusetts	Atlantic 10	Q	23	6	.793	1	1	24	7	.774	11	3	1st
10	Memphis	Great Midwest	L	20	11	.645	0	1	20	12	.625	7	3	2d
1	Michigan	Big Ten	L	26	4	.867	5	1	31	5	.861	15	3	2d
10	Missouri	Big Eight	Q	19	13	.594	0	1	19	14	.576	5	9	7th
10	Nebraska	Big Eight	L	20	10	.667	0	1	20	11	.645	8	6	T2d
5	New Mexico	Western Athletic	Q	24	6	.800	0	1	24	7	.774	13	5	3d
7	New Mexico St.	Big West	L	25	7	.781	1	1	26	8	.765	15	3	1st
8	New Orleans	Sun Belt	L	26	3	.897	0	1	26	4	.867	18	0	1st
1	North Carolina	Atlantic Coast	L	28	4	.875	6	0	34	4	.895	14	2	1st
5	Oklahoma St.	Big Eight	L	19	8	.704	1	1	20	9	.690	8	6	T2d
14	Penn	Ivy	Q	22	4	.846	0	1	22	5	.815	14	0	1st
9	Pittsburgh	Big East	L	17	10	.630	0	1	17	11	.607	9	9	T4th
9	Purdue	Big Ten	L	18	9	.667	0	1	18	10	.643	9	9	T5th
8	Rhode Island	Atlantic 10	L	18	10	.643	1	1	19	11	.633	8	6	T2d
16	Rider	Northeast	Q	19	10	.655	0	1	19	11	.633	14	4	1st
15	Santa Clara	West Coast	Q	18	11	.621	1	1	19	12	.613	9	5	3d
2	Seton Hall	Big East	Q	27	6	.818	1	1	28	7	.800	14	4	1st
10	SMU	Southwest	L	20	7	.741	0	1	20	8	.714	12	2	1st
14	Southern Ill.	Missouri Valley	Q	23	9	.719	0	1	23	10	.697	12	6	2d
13	Southern U.	Southwestern	Q	20	9	.690	1	1	21	10	.677	9	5	T2d
5	St. John's (NY)	Big East	L	18	10	.643	1	1	19	11	.633	12	6	2d
7	Temple	Atlantic 10	L	17	12	.586	3	1	20	13	.606	8	6	T2d
15	Tennessee St.	Ohio Valley	Q	19	9	.679	0	1	19	10	.655	13	3	1st
12	Texas Tech	Southwest	Q	18	11	.621	0	1	18	12	.600	6	8	5th
11	Tulane	Metro	L	21	8	.724	1	1	22	9	.710	9	3	2d
9	UCLA	Pacific-10	L	21	10	.677	1	1	22	11	.667	11	7	T3d
8	Utah	Western Athletic	L	23	6	.793	1	1	24	7	.774	15	3	T1st
3	Vanderbilt	Southeastern (E)	L	26	5	.839	2	1	28	6	.824	14	2	1st
6	Virginia	Atlantic Coast	L	19	9	.679	2	1	21	10	.677	9	7	5th
5	Wake Forest	Atlantic Coast	L	19	8	.704	2	1	21	9	.700	10	6	T3d
7	Western Ky.	Sun Belt	Q	24	5	.828	2	1	26	6	.813	14	4	2d
16	Wright St.	Mid-Continent	Q	20	9	.690	0	1	20	10	.667	10	6	T2d
9	Xavier	Midwestern	L	23	5	.821	1	1	24	6	.800	12	2	T1st

1994 TOURNAMENT

Seed	School	Conference	How	Pre-Tourney			Tourney		Final			Conf.		
				W	L	Pct.	W	L	W	L	Pct.	W	L	Fin.
9	Alabama	Southeastern (W)	L	19	9	.679	1	1	20	10	.667	12	4	2d
2	Arizona	Pacific-10	Q	25	5	.833	4	1	29	6	.829	14	4	1st
1	Arkansas	Southeastern (W)	L	25	3	.893	6	0	31	3	.912	14	2	1st
14	Boise St.	Big Sky	Q	17	12	.586	0	1	17	13	.567	7	7	5th
9	Boston College	Big East	L	20	10	.667	3	1	23	11	.676	11	7	3d
5	California	Pacific-10	L	22	7	.759	0	1	22	8	.733	13	5	T2d
13	Chattanooga	Southern	Q	23	6	.793	0	1	23	7	.767	14	4	1st
8	Cincinnati	Great Midwest	L	22	9	.710	0	1	22	10	.688	7	5	4th
12	Col. of Charleston	Trans America	L	24	3	.889	0	1	24	4	.857	14	2	1st
13	Drexel	North Atlantic	Q	25	4	.862	0	1	25	5	.833	12	2	1st
2	Duke	Atlantic Coast	L	23	5	.821	5	1	28	6	.824	12	4	1st
3	Florida	Southeastern (E)	L	25	7	.781	4	1	29	8	.784	12	4	T1st
10	George Washington	Atlantic 10	L	17	11	.607	1	1	18	12	.600	8	8	T3d
9	Georgetown	Big East	L	18	11	.621	1	1	19	12	.613	10	8	T4th
12	Green Bay	Mid-Continent	Q	26	6	.813	1	1	27	7	.794	15	3	1st
13	Hawaii	Western Athletic	Q	18	14	.563	0	1	18	15	.545	11	7	4th
8	Illinois	Big Ten	L	17	10	.630	0	1	17	11	.607	10	8	T4th
5	Indiana	Big Ten	L	19	8	.704	2	1	21	9	.700	12	6	3d
14	James Madison	Colonial	Q	20	9	.690	0	1	20	10	.667	10	4	T1st
4	Kansas	Big Eight	L	25	7	.781	2	1	27	8	.771	9	5	3d
3	Kentucky	Southeastern (E)	Q	26	6	.813	1	1	27	7	.794	12	4	T1st
11	Louisiana	Sun Belt	Q	22	7	.759	0	1	22	8	.733	13	5	2d
16	Liberty	Big South	Q	18	11	.621	0	1	18	12	.600	13	5	T3d
3	Louisville	Metro	Q	26	5	.839	2	1	28	6	.824	10	2	1st
15	Loyola Maryland	Metro Atlantic	Q	17	12	.586	0	1	17	13	.567	6	8	5th
6	Marquette	Great Midwest	L	22	8	.733	2	1	24	9	.727	10	2	1st
10	Maryland	Atlantic Coast	L	16	11	.593	2	1	18	12	.600	8	8	4th
2	Massachusetts	Atlantic 10	Q	27	6	.818	1	1	28	7	.800	14	2	1st
3	Michigan	Big Ten	L	21	7	.750	3	1	24	8	.750	13	5	2d
7	Michigan St.	Big Ten	L	19	11	.633	1	1	20	12	.625	10	8	T4th
6	Minnesota	Big Ten	L	20	11	.645	1	1	21	12	.636	10	8	T4th
1	Missouri	Big Eight	L	25	3	.893	3	1	28	4	.875	14	0	1st
16	N.C. A&T	Mid-Eastern	Q	16	13	.552	0	1	16	14	.533	10	6	T2d
16	Navy	Patriot	Q	17	12	.586	0	1	17	13	.567	9	5	T1st
6	Nebraska	Big Eight	Q	20	9	.690	0	1	20	10	.667	7	7	4th
10	New Mexico	Western Athletic	L	23	7	.767	0	1	23	8	.742	14	4	1st
13	New Mexico St.	Big West	Q	23	7	.767	0	1	23	8	.742	12	6	1st
1	North Carolina	Atlantic Coast	Q	27	6	.818	1	1	28	7	.800	11	5	2d
12	Ohio	Mid-American	Q	25	7	.781	0	1	25	8	.758	14	4	1st
4	Oklahoma St.	Big Eight	L	23	9	.719	1	1	24	10	.706	10	4	2d
11	Penn	Ivy	Q	24	2	.923	1	1	25	3	.893	14	0	1st
14	Pepperdine	West Coast	Q	19	10	.655	0	1	19	11	.633	8	6	T2d
8	Providence	Big East	Q	20	9	.690	0	1	20	10	.667	10	8	T4th
1	Purdue	Big Ten	Q	26	4	.867	3	1	29	5	.853	14	4	1st
15	Rider	Northeast	Q	21	8	.724	0	1	21	9	.700	14	4	1st
7	Saint Louis	Great Midwest	L	23	5	.821	0	1	23	6	.793	8	4	T2d
10	Seton Hall	Big East	L	17	12	.586	0	1	17	13	.567	8	10	7th
11	Southern Ill.	Missouri Valley	Q	23	6	.793	0	1	23	7	.767	16	4	T1st
4	Syracuse	Big East	L	21	6	.778	2	1	23	7	.767	13	5	2d
4	Temple	Atlantic 10	L	22	7	.759	1	1	23	8	.742	12	4	2d
14	Tennessee St.	Ohio Valley	Q	19	11	.633	0	1	19	12	.613	12	4	2d
6	Texas	Southwest	Q	25	7	.781	1	1	26	8	.765	12	2	1st
15	Texas Southern	Southwestern	Q	19	10	.655	0	1	19	11	.633	12	2	1st
15	Texas St.	Southland	Q	25	6	.806	0	1	25	7	.781	14	4	2d
12	Tulsa	Missouri Valley	L	21	7	.750	2	1	23	8	.742	16	4	T1st
7	UAB	Great Midwest	L	22	7	.759	0	1	22	8	.733	8	4	T2d
16	UCF	Trans America	Q	21	8	.724	0	1	21	9	.700	11	5	2d
5	UCLA	Pacific-10	L	21	6	.778	0	1	21	7	.750	13	5	T2d
2	UConn	Big East	L	27	4	.871	2	1	29	5	.853	16	2	1st
7	Virginia	Atlantic Coast	L	17	12	.586	1	1	18	13	.581	8	8	T4th
5	Wake Forest	Atlantic Coast	L	20	11	.645	1	1	21	12	.636	9	7	3d
8	Washington St.	Pacific-10	L	20	10	.667	0	1	20	11	.645	10	8	T4th
11	Western Ky.	Sun Belt	L	20	10	.667	0	1	20	11	.645	14	4	1st
9	Wisconsin	Big Ten	L	17	10	.630	1	1	18	11	.621	8	10	7th

1995 TOURNAMENT

Seed	School	Conference	How	Pre-Tourney			Tourney		Final			Conf.		
				W	L	Pct.	W	L	W	L	Pct.	W	L	Fin.
5	Alabama	Southeastern (W)	L	22	9	.710	1	1	23	10	.697	10	6	3d
5	Arizona	Pacific-10	L	23	7	.767	0	1	23	8	.742	13	5	2d
5	Arizona St.	Pacific-10	L	22	8	.733	2	1	24	9	.727	12	6	3d
2	Arkansas	Southeastern (W)	L	27	6	.818	5	1	32	7	.821	12	4	T1st
12	Ball St.	Mid-American	Q	19	10	.655	0	1	19	11	.633	11	7	4th
8	BYU	Western Athletic	L	22	9	.710	0	1	22	10	.688	13	5	T2d
7	Charlotte	Metro	L	19	8	.704	0	1	19	9	.679	8	4	1st
15	Chattanooga	Southern (S)	Q	19	10	.655	0	1	19	11	.633	11	3	1st
7	Cincinnati	Great Midwest	Q	21	11	.656	1	1	22	12	.647	7	5	T3d
16	Colgate	Patriot	Q	17	12	.586	0	1	17	13	.567	11	3	T1st
13	Drexel	North Atlantic	Q	22	7	.759	0	1	22	8	.733	12	4	1st
16	FIU	Trans America	Q	11	18	.379	0	1	11	19	.367	4	12	T9th
10	Florida	Southeastern (E)	L	17	12	.586	0	1	17	13	.567	8	8	3d
6	Georgetown	Big East	L	19	9	.679	2	1	21	10	.677	11	7	4th
14	Gonzaga	West Coast	Q	21	8	.724	0	1	21	9	.700	7	7	4th
14	Green Bay	Midwestern	Q	22	7	.759	0	1	22	8	.733	11	4	T2d
11	Illinois	Big Ten	L	19	11	.633	0	1	19	12	.613	10	8	T5th
9	Indiana	Big Ten	L	19	11	.633	0	1	19	12	.613	11	7	T3d
7	Iowa St.	Big Eight	L	22	10	.688	1	1	23	11	.676	6	8	5th
1	Kansas	Big Eight	L	23	5	.821	2	1	25	6	.806	11	3	1st
1	Kentucky	Southeastern (E)	Q	25	4	.862	3	1	28	5	.848	14	2	1st
13	Long Beach St.	Big West	Q	20	9	.690	0	1	20	10	.667	13	5	T2d
11	Louisville	Metro	Q	19	13	.594	0	1	19	14	.576	7	5	T2d
13	Manhattan	Metro Atlantic	L	25	4	.862	1	1	26	5	.839	12	2	1st
3	Maryland	Atlantic Coast	L	24	7	.774	2	1	26	8	.765	12	4	T1st
2	Massachusetts	Atlantic 10	Q	26	4	.867	3	1	29	5	.853	13	3	1st
6	Memphis	Great Midwest	L	22	9	.710	2	1	24	10	.706	9	3	1st
12	Miami (OH)	Mid-American	L	22	6	.786	1	1	23	7	.767	16	2	1st
9	Michigan	Big Ten	L	17	13	.567	0	1	17	14	.548	11	7	T3d
3	Michigan St.	Big Ten	L	22	5	.815	0	1	22	6	.786	14	4	2d
8	Minnesota	Big Ten	L	19	11	.633	0	1	19	12	.613	10	8	T5th
5	Mississippi St.	Southeastern (W)	L	20	7	.741	2	1	22	8	.733	12	4	T1st
8	Missouri	Big Eight	L	19	8	.704	1	1	20	9	.690	8	6	4th
16	Mount St. Mary's	Northeast	Q	17	12	.586	0	1	17	13	.567	12	6	T2d
15	Murray St.	Ohio Valley	Q	21	8	.724	0	1	21	9	.700	11	5	T1st
16	N.C. A&T	Mid-Eastern	Q	15	14	.517	0	1	15	15	.500	10	6	1st
13	Nicholls St.	Southland	Q	24	5	.828	0	1	24	6	.800	17	1	1st
2	North Carolina	Atlantic Coast	L	24	5	.828	4	1	28	6	.824	12	4	T1st
4	Oklahoma	Big Eight	L	23	8	.742	0	1	23	9	.719	9	5	3d
4	Oklahoma St.	Big Eight	Q	23	9	.719	4	1	27	10	.730	10	4	2d
14	Old Dominion	Colonial	Q	20	11	.645	1	1	21	12	.636	12	2	1st
6	Oregon	Pacific-10	L	19	8	.704	0	1	19	9	.679	11	7	4th
12	Penn	Ivy	Q	22	5	.815	0	1	22	6	.786	14	0	1st
3	Purdue	Big Ten	Q	24	6	.800	1	1	25	7	.781	15	3	1st
9	Saint Louis	Great Midwest	L	22	7	.759	1	1	23	8	.742	8	4	2d
15	Saint Peter's	Metro Atlantic	Q	19	10	.655	0	1	19	11	.633	10	4	T2d
12	Santa Clara	West Coast	L	21	6	.778	0	1	21	7	.750	12	2	1st
10	Southern Ill.	Missouri Valley	Q	23	8	.742	0	1	23	9	.719	13	5	T2d
10	Stanford	Pacific-10	L	19	8	.704	1	1	20	9	.690	10	8	T5th
7	Syracuse	Big East	L	19	9	.679	1	1	20	10	.667	12	6	3d
10	Temple	Atlantic 10	L	19	10	.655	0	1	19	11	.633	10	6	T2d
11	Texas	Southwest	Q	22	6	.786	1	1	23	7	.767	11	3	T1st
15	Texas Southern	Southwestern	Q	22	6	.786	0	1	22	7	.759	12	2	1st
9	Tulane	Metro	L	22	9	.710	1	1	23	10	.697	7	5	T2d
6	Tulsa	Missouri Valley	L	22	7	.759	2	1	24	8	.750	15	3	1st
1	UCLA	Pacific-10	Q	25	2	.926	6	0	31	2	.939	16	2	1st
2	UConn	Big East	L	25	4	.862	3	1	28	5	.848	16	2	1st
4	Utah	Western Athletic	Q	27	5	.844	1	1	28	6	.824	15	3	1st
3	Villanova	Big East	Q	25	7	.781	0	1	25	8	.758	14	4	2d
4	Virginia	Atlantic Coast	L	22	8	.733	3	1	25	9	.735	12	4	T1st
1	Wake Forest	Atlantic Coast	Q	24	5	.828	2	1	26	6	.813	12	4	T1st
14	Weber St.	Big Sky	Q	20	8	.714	1	1	21	9	.700	11	3	T1st
8	Western Ky.	Sun Belt	Q	26	3	.897	1	1	27	4	.871	17	1	1st
11	Xavier	Midwestern	L	23	4	.852	0	1	23	5	.821	14	0	1st

1996 TOURNAMENT

Seed	School	Conference	How	Pre-Tourney			Tourney		Final			Conf.		Fin.
				W	L	Pct.	W	L	W	L	Pct.	W	L	
3	Arizona	Pacific-10	L	24	6	.800	2	1	26	7	.788	13	5	2d
12	Arkansas	Southeastern (W)	L	18	12	.600	2	1	20	13	.606	9	7	T2d
14	Austin Peay	Ohio Valley	Q	19	10	.655	0	1	19	11	.633	10	6	T2d
11	Boston College	Big East (6)	L	18	10	.643	1	1	19	11	.633	10	8	3d
8	Bradley	Missouri Valley	L	22	7	.759	0	1	22	8	.733	15	3	1st
12	California	Pacific-10	L	17	10	.630	0	1	17	11	.607	11	7	4th
13	Canisius	Metro Atlantic	Q	19	10	.655	0	1	19	11	.633	10	4	T1st
2	Cincinnati	Conference USA (B)	L	25	4	.862	3	1	28	5	.848	11	3	1st
9	Clemson	Atlantic Coast	L	18	10	.643	0	1	18	11	.621	7	9	6th
16	Colgate	Patriot	Q	15	14	.517	0	1	15	15	.500	9	3	T1st
12	Drexel	North Atlantic	Q	26	3	.897	1	1	27	4	.871	17	1	1st
8	Duke	Atlantic Coast	L	18	12	.600	0	1	18	13	.581	8	8	T4th
9	Eastern Mich.	Mid-American	Q	24	5	.828	1	1	25	6	.806	14	4	1st
11	George Washington	Atlantic 10 (W)	L	21	7	.750	0	1	21	8	.724	13	3	T1st
2	Georgetown	Big East (7)	L	26	7	.788	3	1	29	8	.784	13	5	1st
8	Georgia	Southeastern (E)	L	19	9	.679	2	1	21	10	.677	9	7	2d
3	Georgia Tech	Atlantic Coast	L	22	11	.667	2	1	24	12	.667	13	3	1st
8	Green Bay	Midwestern	L	25	3	.893	0	1	25	4	.862	16	0	1st
6	Indiana	Big Ten	L	19	11	.633	0	1	19	12	.613	12	6	T2d
6	Iowa	Big Ten	L	22	8	.733	1	1	23	9	.719	11	7	4th
5	Iowa St.	Big Eight	Q	23	8	.742	1	1	24	9	.727	9	5	2d
2	Kansas	Big Eight	L	26	4	.867	3	1	29	5	.853	12	2	1st
10	Kansas St.	Big Eight	L	17	11	.607	0	1	17	12	.586	7	7	T4th
1	Kentucky	Southeastern (E)	L	28	2	.933	6	0	34	2	.944	16	0	1st
15	La.-Monroe	Southland	Q	16	13	.552	0	1	16	14	.533	13	5	1st
6	Louisville	Conference USA (W)	L	20	11	.645	2	1	22	12	.647	10	4	2d
4	Marquette	Conference USA (B)	L	22	7	.759	1	1	23	8	.742	10	4	2d
7	Maryland	Atlantic Coast	L	17	12	.586	0	1	17	13	.567	8	8	T4th
1	Massachusetts	Atlantic 10 (E)	Q	31	1	.969	4	1	35	2	.946	15	1	1st
5	Memphis	Conference USA (W)	L	22	7	.759	0	1	22	8	.733	11	3	1st
7	Michigan	Big Ten	L	20	11	.645	0	1	20	12	.625	10	8	T5th
5	Mississippi St.	Southeastern (W)	Q	22	7	.759	4	1	26	8	.765	10	6	1st
15	Mississippi Val.	Southwestern	Q	22	6	.786	0	1	22	7	.759	11	3	T1st
13	Monmouth	Northeast	Q	20	9	.690	0	1	20	10	.667	14	4	T2d
13	Montana St.	Big Sky	Q	21	8	.724	0	1	21	9	.700	11	3	1st
7	New Mexico	Western Athletic	Q	27	4	.871	1	1	28	5	.848	14	4	2d
11	New Orleans	Sun Belt	Q	21	8	.724	0	1	21	9	.700	14	4	T1st
6	North Carolina	Atlantic Coast	L	20	10	.667	1	1	21	11	.656	10	6	3d
14	Northern Ill.	Midwestern	Q	20	9	.690	0	1	20	10	.667	10	6	3d
10	Oklahoma	Big Eight	L	17	12	.586	0	1	17	13	.567	8	6	3d
5	Penn St.	Big Ten	L	21	6	.778	0	1	21	7	.750	12	6	T2d
14	Portland	West Coast	Q	19	10	.655	0	1	19	11	.633	7	7	5th
13	Princeton	Ivy	Q	21	6	.778	1	1	22	7	.759	13	2	1st
1	Purdue	Big Ten	Q	25	5	.833	1	1	26	6	.813	15	3	1st
16	San Jose St.	Big West	Q	13	16	.448	0	1	13	17	.433	9	9	T5th
10	Santa Clara	West Coast	L	19	8	.704	1	1	20	9	.690	10	4	T1st
15	South Carolina St.	Mid-Eastern	Q	22	7	.759	0	1	22	8	.733	14	2	T1st
9	Stanford	Pacific-10	L	19	8	.704	1	1	20	9	.690	12	6	3d
4	Syracuse	Big East (7)	L	24	8	.750	5	1	29	9	.763	12	6	2d
7	Temple	Atlantic 10 (E)	L	19	12	.613	1	1	20	13	.606	12	4	2d
10	Texas	Southwest	L	20	9	.690	1	1	21	10	.677	10	4	3d
3	Texas Tech	Southwest	Q	28	1	.966	2	1	30	2	.938	14	0	1st
11	Tulsa	Missouri Valley	Q	22	7	.759	0	1	22	8	.733	12	6	3d
16	UCF	Trans America (E)	Q	11	18	.379	0	1	11	19	.367	6	10	T3d
4	UCLA	Pacific-10	Q	23	7	.767	0	1	23	8	.742	16	2	1st
1	UConn	Big East (6)	Q	30	2	.938	2	1	32	3	.914	17	1	1st
15	UNC Greensboro	Big South	Q	20	9	.690	0	1	20	10	.667	11	3	1st
4	Utah	Western Athletic	L	25	6	.806	2	1	27	7	.794	15	3	1st
14	Valparaiso	Mid-Continent	Q	21	10	.677	0	1	21	11	.656	13	5	1st
12	VCU	Colonial	Q	24	8	.750	0	1	24	9	.727	14	2	1st
3	Villanova	Big East (6)	L	25	6	.806	1	1	26	7	.788	14	4	2d
9	Virginia Tech	Atlantic 10 (W)	L	22	5	.815	1	1	23	6	.793	13	3	T1st
2	Wake Forest	Atlantic Coast	Q	23	5	.821	3	1	26	6	.813	12	4	2d
16	Western Caro.	Southern (S)	Q	17	12	.586	0	1	17	13	.567	10	4	1st

1997 TOURNAMENT

Seed	School	Conference	How	Pre-Tourney			Tourney		Final			Conf.		
				W	L	Pct.	W	L	W	L	Pct.	W	L	Fin.
4	Arizona	Pacific-10	L	19	9	.679	6	0	25	9	.735	11	7	5th
5	Boston College	Big East (6)	Q	21	8	.724	1	1	22	9	.710	12	6	T1st
12	Boston U.	America East	Q	25	4	.862	0	1	25	5	.833	17	1	1st
14	Butler	Midwestern	Q	23	9	.719	0	1	23	10	.697	12	4	1st
5	California	Pacific-10	L	21	8	.724	2	1	23	9	.719	12	6	T2d
15	Charleston So.	Big South	Q	17	12	.586	0	1	17	13	.567	7	7	4th
7	Charlotte	Conference USA (W)	L	21	8	.724	1	1	22	9	.710	10	4	T1st
14	Chattanooga	Southern (S)	Q	22	10	.688	2	1	24	11	.686	11	3	1st
3	Cincinnati	Conference USA (B)	L	25	7	.781	1	1	26	8	.765	12	2	1st
4	Clemson	Atlantic Coast	L	21	9	.700	2	1	23	10	.697	9	7	T4th
12	Col. of Charleston	Trans America (E)	Q	28	2	.933	1	1	29	3	.906	16	0	1st
9	Colorado	Big 12	L	21	9	.700	1	1	22	10	.688	11	5	2d
15	Coppin St.	Mid-Eastern	Q	21	8	.724	1	1	22	9	.710	15	3	1st
2	Duke	Atlantic Coast	L	23	8	.742	1	1	24	9	.727	12	4	1st
16	Fairfield	Metro Atlantic	Q	11	18	.379	0	1	11	19	.367	2	12	8th
10	Georgetown	Big East (7)	L	20	9	.690	0	1	20	10	.667	11	7	1st
3	Georgia	Southeastern (E)	L	24	8	.750	0	1	24	9	.727	10	6	3d
6	Illinois	Big Ten	L	21	9	.700	1	1	22	10	.688	11	7	T4th
11	Illinois St.	Missouri Valley	Q	24	5	.828	0	1	24	6	.800	14	4	1st
8	Indiana	Big Ten	L	22	10	.688	0	1	22	11	.667	9	9	T6th
8	Iowa	Big Ten	L	21	9	.700	1	1	22	10	.688	12	6	T2d
6	Iowa St.	Big 12	L	20	8	.714	2	1	22	9	.710	10	6	T3d
16	Jackson St.	Southwestern	Q	14	15	.483	0	1	14	16	.467	9	5	2d
1	Kansas	Big 12	Q	32	1	.970	2	1	34	2	.944	15	1	1st
1	Kentucky	Southeastern (E)	Q	30	4	.882	5	1	35	5	.875	13	3	2d
13	LIU Brooklyn	Northeast	Q	21	8	.724	0	1	21	9	.700	15	3	1st
6	Louisville	Conference USA (W)	L	23	8	.742	3	1	26	9	.743	9	5	3d
7	Marquette	Conference USA (B)	Q	22	8	.733	0	1	22	9	.710	9	5	2d
5	Maryland	Atlantic Coast	L	21	10	.677	0	1	21	11	.656	9	7	T4th
11	Massachusetts	Atlantic 10 (E)	L	19	13	.594	0	1	19	14	.576	11	5	3d
13	Miami (OH)	Mid-American	Q	21	8	.724	0	1	21	9	.700	13	5	T1st
1	Minnesota	Big Ten	Q	27	3	.900	4	1	31	4	.886	16	2	1st
16	Montana	Big Sky	Q	21	10	.677	0	1	21	11	.656	11	5	2d
15	Murray St.	Ohio Valley	Q	20	9	.690	0	1	20	10	.667	12	6	T1st
15	Navy	Patriot	Q	20	8	.714	0	1	20	9	.690	10	2	1st
3	New Mexico	Western Athletic (M)	L	24	7	.774	1	1	25	8	.758	11	5	3d
1	North Carolina	Atlantic Coast	Q	24	6	.800	4	1	28	7	.800	11	5	T2d
11	Oklahoma	Big 12	L	19	10	.655	0	1	19	11	.633	9	7	6th
14	Old Dominion	Colonial	Q	22	10	.688	0	1	22	11	.667	10	6	T1st
8	Ole Miss	Southeastern (W)	L	20	8	.714	0	1	20	9	.690	11	5	1st
13	Pacific	Big West (W)	Q	24	5	.828	0	1	24	6	.800	12	4	1st
12	Princeton	Ivy	Q	24	3	.889	0	1	24	4	.857	14	0	1st
10	Providence	Big East (7)	L	21	11	.656	3	1	24	12	.667	10	8	T2d
8	Purdue	Big Ten	L	17	11	.607	1	1	18	12	.600	12	6	T2d
9	Rhode Island	Atlantic 10 (E)	L	20	9	.690	0	1	20	10	.667	12	4	2d
4	Saint Joseph's	Atlantic 10 (E)	Q	24	6	.800	2	1	26	7	.788	13	3	1st
13	South Ala.	Sun Belt	Q	23	6	.793	0	1	23	7	.767	14	4	T1st
2	South Carolina	Southeastern (E)	L	24	7	.774	0	1	24	8	.750	15	1	1st
11	Southern California	Pacific-10	L	17	10	.630	0	1	17	11	.607	12	6	T2d
14	Saint Mary's (CA)	West Coast	Q	23	7	.767	0	1	23	8	.742	10	4	T1st
6	Stanford	Pacific-10	L	20	7	.741	2	1	22	8	.733	12	6	T2d
9	Temple	Atlantic 10 (E)	L	19	10	.655	1	1	20	11	.645	10	6	4th
10	Texas	Big 12	L	16	11	.593	2	1	18	12	.600	10	6	T3d
16	Texas St.	Southland	Q	16	12	.571	0	1	16	13	.552	10	6	T1st
5	Tulsa	Western Athletic (M)	L	23	9	.719	1	1	24	10	.706	12	4	2d
2	UCLA	Pacific-10	Q	21	7	.750	3	1	24	8	.750	15	3	1st
2	Utah	Western Athletic (M)	Q	26	3	.897	3	1	29	4	.879	15	1	1st
12	Valparaiso	Mid-Continent	Q	24	6	.800	0	1	24	7	.774	13	3	1st
10	Vanderbilt	Southeastern (E)	L	19	11	.633	0	1	19	12	.613	9	7	4th
4	Villanova	Big East (6)	L	23	9	.719	1	1	24	10	.706	12	6	T1st
9	Virginia	Atlantic Coast	L	18	12	.600	0	1	18	13	.581	7	9	6th
3	Wake Forest	Atlantic Coast	L	23	6	.793	1	1	24	7	.774	11	5	T2d
7	Wisconsin	Big Ten	L	18	9	.667	0	1	18	10	.643	11	7	T4th
7	Xavier	Atlantic 10 (W)	L	22	5	.815	1	1	23	6	.793	13	3	1st

1998 TOURNAMENT

Seed	School	Conference	How	Pre-Tourney			Tourney		Final			Conf.		
				W	L	Pct.	W	L	W	L	Pct.	W	L	Fin.
1	Arizona	Pacific-10	Q	27	4	.871	3	1	30	5	.857	17	1	1st
6	Arkansas	Southeastern (W)	L	23	8	.742	1	1	24	9	.727	11	5	2d
13	Butler	Midwestern	Q	22	10	.688	0	1	22	11	.667	8	6	3d
8	Charlotte	Conference USA (A)	L	19	10	.655	1	1	20	11	.645	13	3	2d
2	Cincinnati	Conference USA (A)	Q	26	5	.839	1	1	27	6	.818	14	2	1st
6	Clemson	Atlantic Coast	L	18	13	.581	0	1	18	14	.563	7	9	T4th
14	Col. of Charleston	Trans America (E)	Q	24	5	.828	0	1	24	6	.800	14	2	1st
14	Davidson	Southern (N)	Q	20	9	.690	0	1	20	10	.667	13	2	T1st
15	Delaware	America East	Q	20	9	.690	0	1	20	10	.667	12	6	T1st
10	Detroit Mercy	Midwestern	L	24	5	.828	1	1	25	6	.806	12	2	T1st
1	Duke	Atlantic Coast	L	29	3	.906	3	1	32	4	.889	15	1	1st
13	Eastern Mich.	Mid-American (W)	Q	20	9	.690	0	1	20	10	.667	13	5	T3d
15	Fairleigh Dickinson	Northeast	Q	23	6	.793	0	1	23	7	.767	13	3	2d
12	Florida St.	Atlantic Coast	L	17	13	.567	1	1	18	14	.563	6	10	T6th
9	George Washington	Atlantic 10 (W)	L	24	8	.750	0	1	24	9	.727	11	5	T1st
9	Ill.-Chicago	Midwestern	L	22	5	.815	0	1	22	6	.786	12	2	T1st
5	Illinois	Big Ten	L	22	9	.710	1	1	23	10	.697	13	3	T1st
9	Illinois St.	Missouri Valley	Q	24	5	.828	1	1	25	6	.806	16	2	1st
7	Indiana	Big Ten	L	19	11	.633	1	1	20	12	.625	9	7	T5th
12	Iona	Metro Atlantic	Q	27	5	.844	0	1	27	6	.818	15	3	1st
1	Kansas	Big 12	Q	34	3	.919	1	1	35	4	.897	15	1	1st
2	Kentucky	Southeastern (E)	Q	29	4	.879	6	0	35	4	.897	14	2	1st
4	Maryland	Atlantic Coast	L	19	10	.655	2	1	21	11	.656	10	6	3d
7	Massachusetts	Atlantic 10 (E)	L	21	10	.677	0	1	21	11	.656	12	4	T2d
11	Miami (FL)	Big East (7)	L	18	9	.667	0	1	18	10	.643	11	7	2d
3	Michigan	Big Ten	Q	24	8	.750	1	1	25	9	.735	11	5	4th
4	Michigan St.	Big Ten	L	20	7	.741	2	1	22	8	.733	13	3	T1st
9	Murray St.	Ohio Valley	Q	29	3	.906	0	1	29	4	.879	16	2	1st
16	Navy	Patriot	Q	19	10	.655	0	1	19	11	.633	10	2	T1st
11	Nebraska	Big 12	L	20	11	.645	0	1	20	12	.625	10	6	4th
4	New Mexico	Western Athletic (M)	L	23	7	.767	1	1	24	8	.750	11	3	2d
16	Nicholls St.	Southland	Q	19	9	.679	0	1	19	10	.655	15	1	1st
1	North Carolina	Atlantic Coast	Q	30	3	.909	4	1	34	4	.895	13	3	2d
15	Northern Ariz.	Big Sky	Q	21	7	.750	0	1	21	8	.724	13	3	1st
10	Oklahoma	Big 12	L	22	10	.688	0	1	22	11	.667	11	5	T2d
8	Oklahoma St.	Big 12	L	21	6	.778	1	1	22	7	.759	11	5	T2d
4	Ole Miss	Southeastern (W)	L	19	10	.655	0	1	19	11	.633	12	4	1st
16	Prairie View	Southwestern	Q	13	16	.448	0	1	13	17	.433	6	10	T6th
5	Princeton	Ivy	Q	26	1	.963	1	1	27	2	.931	14	0	1st
2	Purdue	Big Ten	L	26	7	.788	2	1	28	8	.778	12	4	3d
16	Radford	Big South	Q	20	9	.690	0	1	20	10	.667	10	2	2d
8	Rhode Island	Atlantic 10 (E)	L	22	8	.733	3	1	25	9	.735	12	4	T2d
14	Richmond	Colonial	Q	22	7	.759	1	1	23	8	.742	12	4	3d
10	Saint Louis	Conference USA (A)	L	21	10	.677	1	1	22	11	.667	11	5	3d
14	San Francisco	West Coast	Q	19	10	.655	0	1	19	11	.633	7	7	T4th
12	South Ala.	Sun Belt	Q	21	6	.778	0	1	21	7	.750	14	4	T1st
3	South Carolina	Southeastern (E)	L	23	7	.767	0	1	23	8	.742	11	5	2d
15	South Carolina St.	Mid-Eastern	Q	22	7	.759	0	1	22	8	.733	16	2	2d
7	St. John's (NY)	Big East (6)	L	22	9	.710	0	1	22	10	.688	13	5	2d
3	Stanford	Pacific-10	L	26	4	.867	4	1	30	5	.857	15	3	2d
5	Syracuse	Big East (7)	L	24	8	.750	2	1	26	9	.743	12	6	1st
5	TCU	Western Athletic (P)	L	27	5	.844	0	1	27	6	.818	14	0	1st
7	Temple	Atlantic 10 (E)	L	21	8	.724	0	1	21	9	.700	13	3	1st
8	Tennessee	Southeastern (E)	L	20	8	.714	0	1	20	9	.690	9	7	3d
6	UCLA	Pacific-10	L	22	8	.733	2	1	24	9	.727	12	6	3d
2	UConn	Big East (6)	Q	29	4	.879	3	1	32	5	.865	15	3	1st
12	UNLV	Western Athletic (M)	Q	20	12	.625	0	1	20	13	.606	7	7	5th
3	Utah	Western Athletic (M)	L	25	3	.893	5	1	30	4	.882	12	2	1st
13	Utah St.	Big West (E)	Q	25	7	.781	0	1	25	8	.758	13	3	1st
13	Valparaiso	Mid-Continent	Q	21	9	.700	2	1	23	10	.697	13	3	1st
11	Washington	Pacific-10	L	18	9	.667	2	1	20	10	.667	11	7	4th
10	West Virginia	Big East (6)	L	22	8	.733	2	1	24	9	.727	11	7	3d
11	Western Mich.	Mid-American (W)	L	20	7	.741	1	1	21	8	.724	14	4	T1st
6	Xavier	Atlantic 10 (W)	Q	22	7	.759	0	1	22	8	.733	11	5	T1st

1999 TOURNAMENT

Seed	School	Conference	How	Pre-Tourney			Tourney		Final			Conf.		
				W	L	Pct.	W	L	W	L	Pct.	W	L	Fin.
15	Alcorn	Southwestern	Q	23	6	.793	0	1	23	7	.767	14	2	1st
4	Arizona	Pacific-10	L	22	6	.786	0	1	22	7	.759	13	5	2d
4	Arkansas	Southeastern (W)	L	22	10	.688	1	1	23	11	.676	9	7	2d
15	Arkansas St.	Sun Belt	Q	18	11	.621	0	1	18	12	.600	9	5	2d
1	Auburn	Southeastern (W)	L	27	3	.900	2	1	29	4	.879	14	2	1st
5	Charlotte	Conference USA (A)	Q	22	10	.688	1	1	23	11	.676	10	6	T3d
3	Cincinnati	Conference USA (A)	L	26	5	.839	1	1	27	6	.818	12	4	1st
8	Col. of Charleston	Southern (S)	Q	28	2	.933	0	1	28	3	.903	16	0	1st
10	Creighton	Missouri Valley	Q	21	8	.724	1	1	22	9	.710	11	7	T2d
13	Delaware	America East	Q	25	5	.833	0	1	25	6	.806	15	3	T1st
12	Detroit Mercy	Midwestern	Q	24	5	.828	1	1	25	6	.806	12	2	1st
1	Duke	Atlantic Coast	Q	32	1	.970	5	1	37	2	.949	16	0	1st
11	Evansville	Missouri Valley	L	23	9	.719	0	1	23	10	.697	13	5	1st
6	Florida	Southeastern (E)	L	20	8	.714	2	1	22	9	.710	10	6	3d
16	Florida A&M	Mid-Eastern	Q	12	18	.400	0	1	12	19	.387	8	11	8th
14	George Mason	Colonial	Q	19	10	.655	0	1	19	11	.633	13	3	1st
11	George Washington	Atlantic 10 (W)	L	20	8	.714	0	1	20	9	.690	13	3	1st
10	Gonzaga	West Coast	Q	25	6	.806	3	1	28	7	.800	12	2	1st
6	Indiana	Big Ten	L	22	10	.688	1	1	23	11	.676	9	7	T3d
5	Iowa	Big Ten	L	18	9	.667	2	1	20	10	.667	9	7	T3d
6	Kansas	Big 12	Q	22	9	.710	1	1	23	10	.697	11	5	T2d
11	Kent St.	Mid-American (E)	Q	23	6	.793	0	1	23	7	.767	13	5	2d
3	Kentucky	Southeastern (E)	Q	25	8	.758	3	1	28	9	.757	11	5	2d
15	Lafayette	Patriot	Q	22	7	.759	0	1	22	8	.733	10	2	1st
7	Louisville	Conference USA (A)	L	19	10	.655	0	1	19	11	.633	11	5	2d
2	Maryland	Atlantic Coast	L	26	5	.839	2	1	28	6	.824	13	3	2d
2	Miami (FL)	Big East	L	22	6	.786	1	1	23	7	.767	22	6	2d
10	Miami (OH)	Mid-American (E)	L	22	7	.759	2	1	24	8	.750	15	3	1st
1	Michigan St.	Big Ten	Q	29	4	.879	4	1	33	5	.868	15	1	1st
7	Minnesota	Big Ten	L	17	10	.630	0	1	17	11	.607	8	8	6th
8	Missouri	Big 12	L	20	8	.714	0	1	20	9	.690	11	5	T2d
12	Missouri St.	Missouri Valley	L	20	10	.667	2	1	22	11	.667	11	7	T2d
16	Mount St. Mary's	Northeast	Q	15	14	.517	0	1	15	15	.500	10	10	T5th
13	Murray St.	Ohio Valley	Q	27	5	.844	0	1	27	6	.818	16	2	1st
9	New Mexico	Western Athletic (P)	L	24	8	.750	1	1	25	9	.735	9	5	T2d
14	New Mexico St.	Big West (E)	Q	23	9	.719	0	1	23	10	.697	12	4	T1st
3	North Carolina	Atlantic Coast	L	24	9	.727	0	1	24	10	.706	10	6	3d
4	Ohio St.	Big Ten	L	23	8	.742	4	1	27	9	.750	12	4	2d
13	Oklahoma	Big 12	L	20	10	.667	2	1	22	11	.667	11	5	T2d
9	Oklahoma St.	Big 12	L	22	10	.688	1	1	23	11	.676	10	6	T5th
9	Ole Miss	Southeastern (W)	L	19	12	.613	1	1	20	13	.606	8	8	T3d
11	Penn	Ivy	Q	21	5	.808	0	1	21	6	.778	12	1	1st
10	Purdue	Big Ten	L	19	12	.613	2	1	21	13	.618	7	9	7th
12	Rhode Island	Atlantic 10 (E)	Q	20	12	.625	0	1	20	13	.606	10	6	2d
14	Samford	Trans America	Q	24	5	.828	0	1	24	6	.800	15	1	1st
13	Siena	Metro Atlantic	Q	25	5	.833	0	1	25	6	.806	13	5	T1st
3	St. John's (NY)	Big East	L	25	8	.758	3	1	28	9	.757	14	4	3d
2	Stanford	Pacific-10	Q	25	6	.806	1	1	26	7	.788	15	3	1st
8	Syracuse	Big East	L	21	11	.656	0	1	21	12	.636	10	8	T4th
6	Temple	Atlantic 10 (E)	L	21	10	.677	3	1	24	11	.686	13	3	1st
4	Tennessee	Southeastern (E)	L	20	8	.714	1	1	21	9	.700	12	4	1st
7	Texas	Big 12	L	19	12	.613	0	1	19	13	.594	13	3	1st
9	Tulsa	Western Athletic (M)	L	22	9	.710	1	1	23	10	.697	9	5	T1st
12	UAB	Conference USA (N)	L	20	11	.645	0	1	20	12	.625	10	6	1st
5	UCLA	Pacific-10	L	22	8	.733	0	1	22	9	.710	12	6	3d
1	UConn	Big East	Q	28	2	.933	6	0	34	2	.944	16	2	1st
2	Utah	Western Athletic (P)	Q	27	4	.871	1	1	28	5	.848	14	0	1st
16	UTSA	Southland	Q	18	10	.643	0	1	18	11	.621	13	5	1st
15	Valparaiso	Mid-Continent	Q	23	8	.742	0	1	23	9	.719	10	4	T1st
8	Villanova	Big East	L	21	10	.677	0	1	21	11	.656	10	8	T4th
7	Washington	Pacific-10	L	17	11	.607	0	1	17	12	.586	10	8	4th
14	Weber St.	Big Sky	Q	24	7	.774	1	1	25	8	.758	13	3	1st
16	Winthrop	Big South	Q	21	7	.750	0	1	21	8	.724	9	1	1st
5	Wisconsin	Big Ten	L	22	9	.710	0	1	22	10	.688	9	7	T3d

2000 TOURNAMENT

Seed	School	Conference	How	Pre-Tourney			Tourney		Final			Conf.		
				W	L	Pct.	W	L	W	L	Pct.	W	L	Fin.
14	App State	Southern (N)	Q	23	8	.742	0	1	23	9	.719	13	3	1st
1	Arizona	Pacific-10	Q	26	6	.813	1	1	27	7	.794	15	3	T1st
11	Arkansas	Southeastern (W)	Q	19	14	.576	0	1	19	15	.559	7	9	3d
7	Auburn	Southeastern (W)	L	23	9	.719	1	1	24	10	.706	9	7	2d
11	Ball St.	Mid-American (W)	Q	22	8	.733	0	1	22	9	.710	11	7	T1st
12	Butler	Midwestern	Q	23	7	.767	0	1	23	8	.742	12	2	1st
15	Central Conn. St.	Northeast	Q	25	5	.833	0	1	25	6	.806	15	3	1st
2	Cincinnati	Conference USA (A)	L	28	3	.903	1	1	29	4	.879	16	0	1st
10	Creighton	Missouri Valley	Q	23	9	.719	0	1	23	10	.697	11	7	4th
11	Dayton	Atlantic 10 (W)	L	22	8	.733	0	1	22	9	.710	11	5	1st
9	DePaul	Conference USA (A)	L	21	11	.656	0	1	21	12	.636	9	7	3d
1	Duke	Atlantic Coast	Q	27	4	.871	2	1	29	5	.853	15	1	1st
5	Florida	Southeastern (E)	L	24	7	.774	5	1	29	8	.784	12	4	T1st
9	Fresno St.	Western Athletic	Q	24	9	.727	0	1	24	10	.706	11	3	2d
10	Gonzaga	West Coast	Q	24	8	.750	2	1	26	9	.743	10	3	2d
14	Hofstra	America East	Q	24	6	.800	0	1	24	7	.774	16	2	1st
4	Illinois	Big Ten	L	21	9	.700	1	1	22	10	.688	11	5	4th
6	Indiana	Big Ten	L	20	8	.714	0	1	20	9	.690	10	6	5th
12	Indiana St.	Missouri Valley	L	22	9	.710	0	1	22	10	.688	14	4	1st
14	Iona	Metro Atlantic	Q	20	10	.667	0	1	20	11	.645	13	5	2d
2	Iowa St.	Big 12	Q	29	4	.879	3	1	32	5	.865	14	2	1st
16	Jackson St.	Southwestern	Q	17	15	.531	0	1	17	16	.515	10	8	T4th
8	Kansas	Big 12	L	23	9	.719	1	1	24	10	.706	11	5	5th
5	Kentucky	Southeastern (E)	L	22	9	.710	1	1	23	10	.697	12	4	T1st
13	Louisiana	Sun Belt	Q	25	8	.758	0	1	25	9	.735	13	3	T1st
15	Lafayette	Patriot	Q	24	6	.800	0	1	24	7	.774	11	1	T1st
16	Lamar University	Southland	Q	15	15	.500	0	1	15	16	.484	8	10	T6th
7	Louisville	Conference USA (A)	L	19	11	.633	0	1	19	12	.613	10	6	2d
4	LSU	Southeastern (W)	L	26	5	.839	2	1	28	6	.824	12	4	1st
3	Maryland	Atlantic Coast	L	24	9	.727	1	1	25	10	.714	11	5	2d
6	Miami (FL)	Big East	L	21	10	.677	2	1	23	11	.676	13	3	T1st
1	Michigan St.	Big Ten	Q	26	7	.788	6	0	32	7	.821	13	3	T1st
9	Missouri	Big 12	L	18	12	.600	0	1	18	13	.581	10	6	6th
8	North Carolina	Atlantic Coast	L	18	13	.581	4	1	22	14	.611	9	7	T3d
15	Northern Ariz.	Big Sky	Q	20	10	.667	0	1	20	11	.645	11	5	3d
3	Ohio St.	Big Ten	L	22	6	.786	1	1	23	7	.767	13	3	T1st
3	Oklahoma	Big 12	L	26	6	.813	1	1	27	7	.794	12	4	T3d
3	Oklahoma St.	Big 12	L	24	6	.800	3	1	27	7	.794	12	4	T3d
7	Oregon	Pacific-10	L	22	7	.759	0	1	22	8	.733	13	5	3d
13	Penn	Ivy	Q	21	7	.750	0	1	21	8	.724	14	0	1st
11	Pepperdine	West Coast	L	24	8	.750	1	1	25	9	.735	12	2	1st
6	Purdue	Big Ten	L	21	9	.700	3	1	24	10	.706	12	4	3d
9	Saint Louis	Conference USA (A)	Q	19	13	.594	0	1	19	14	.576	7	9	T5th
13	Samford	Trans America	Q	21	10	.677	0	1	21	11	.656	12	6	T3d
10	Seton Hall	Big East	L	20	9	.690	2	1	22	10	.688	10	6	T4th
16	South Carolina St.	Mid-Eastern	Q	20	13	.606	0	1	20	14	.588	14	5	1st
13	Southeast Mo. St.	Ohio Valley	Q	24	6	.800	0	1	24	7	.774	14	4	T1st
12	St. Bonaventure	Atlantic 10 (E)	L	21	9	.700	0	1	21	10	.677	11	5	2d
2	St. John's (NY)	Big East	Q	24	7	.774	1	1	25	8	.758	12	4	3d
1	Stanford	Pacific-10	L	26	3	.897	1	1	27	4	.871	15	3	T1st
4	Syracuse	Big East	L	24	5	.828	2	1	26	6	.813	13	3	T1st
2	Temple	Atlantic 10 (E)	Q	26	5	.839	1	1	27	6	.818	14	2	1st
4	Tennessee	Southeastern (E)	L	24	6	.800	2	1	26	7	.788	12	4	T1st
5	Texas	Big 12	L	23	8	.742	1	1	24	9	.727	13	3	2d
7	Tulsa	Western Athletic	L	29	4	.879	3	1	32	5	.865	12	3	1st
6	UCLA	Pacific-10	L	19	11	.633	2	1	21	12	.636	10	8	T4th
5	UConn	Big East	L	24	9	.727	1	1	25	10	.714	10	6	T4th
15	UNCW	Colonial	Q	18	12	.600	0	1	18	13	.581	8	8	4th
10	UNLV	Mountain West	L	23	7	.767	0	1	23	8	.742	10	4	T1st
8	Utah	Mountain West	L	22	8	.733	1	1	23	9	.719	10	4	T1st
12	Utah St.	Big West (E)	Q	28	5	.848	0	1	28	6	.824	16	0	1st
16	Valparaiso	Mid-Continent	Q	19	12	.613	0	1	19	13	.594	10	6	T2d
14	Winthrop	Big South	Q	21	8	.724	0	1	21	9	.700	11	3	2d
8	Wisconsin	Big Ten	L	18	13	.581	4	1	22	14	.611	8	8	6th

2001 TOURNAMENT

Seed	School	Conference	How	Pre-Tourney			Tourney		Final			Conf.		
				W	L	Pct.	W	L	W	L	Pct.	W	L	Fin.
16	Alabama St.	Southwestern	Q	22	8	.733	0	1	22	9	.710	15	3	1st
2	Arizona	Pacific-10	L	23	7	.767	5	1	28	8	.778	15	3	2d
7	Arkansas	Southeastern (W)	L	20	10	.667	0	1	20	11	.645	10	6	2d
3	Boston College	Big East (E)	Q	26	4	.867	1	1	27	5	.844	13	3	1st
10	Butler	Midwestern	Q	23	7	.767	1	1	24	8	.750	11	3	1st
12	BYU	Mountain West	Q	24	8	.750	0	1	24	9	.727	10	4	T1st
13	Cal St. Northridge	Big Sky	Q	22	9	.710	0	1	22	10	.688	13	3	1st
8	California	Pacific-10	L	20	10	.667	0	1	20	11	.645	11	7	T4th
9	Charlotte	Conference USA (A)	Q	21	10	.677	1	1	22	11	.667	10	6	2d
5	Cincinnati	Conference USA (A)	L	23	9	.719	2	1	25	10	.714	11	5	1st
10	Creighton	Missouri Valley	L	24	7	.774	0	1	24	8	.750	14	4	1st
1	Duke	Atlantic Coast	Q	29	4	.879	6	0	35	4	.897	13	3	T1st
15	Eastern Ill.	Ohio Valley	Q	21	9	.700	0	1	21	10	.677	11	5	T2d
3	Florida	Southeastern (E)	L	23	6	.793	1	1	24	7	.774	12	4	T1st
9	Fresno St.	Western Athletic	L	25	6	.806	1	1	26	7	.788	13	3	1st
14	George Mason	Colonial	Q	18	11	.621	0	1	18	12	.600	11	5	T2d
10	Georgetown	Big East (W)	L	23	7	.767	2	1	25	8	.758	9	6	T2d
8	Georgia	Southeastern (E)	L	16	14	.533	0	1	16	15	.516	9	7	3d
11	Georgia St.	Trans America	Q	28	4	.875	1	1	29	5	.853	16	2	1st
8	Georgia Tech	Atlantic Coast	L	17	12	.586	0	1	17	13	.567	8	8	T5th
12	Gonzaga	West Coast	Q	24	6	.800	2	1	26	7	.788	13	1	1st
15	Hampton	Mid-Eastern	Q	24	6	.800	1	1	25	7	.781	14	4	T1st
12	Hawaii	Western Athletic	Q	17	13	.567	0	1	17	14	.548	8	8	T5th
13	Hofstra	America East	Q	26	4	.867	0	1	26	5	.839	16	2	1st
15	Holy Cross	Patriot	Q	22	7	.759	0	1	22	8	.733	10	2	1st
1	Illinois	Big Ten	L	24	7	.774	3	1	27	8	.771	13	3	T1st
4	Indiana	Big Ten	L	21	12	.636	0	1	21	13	.618	10	6	4th
13	Indiana St.	Missouri Valley	Q	21	11	.656	1	1	22	12	.647	10	8	T4th
14	Iona	Metro Atlantic	Q	22	10	.688	0	1	22	11	.667	12	6	T1st
7	Iowa	Big Ten	Q	22	11	.667	1	1	23	12	.657	7	9	T6th
2	Iowa St.	Big 12	L	25	5	.833	0	1	25	6	.806	13	3	1st
4	Kansas	Big 12	L	24	6	.800	2	1	26	7	.788	12	4	T2d
13	Kent St.	Mid-American (E)	Q	23	9	.719	1	1	24	10	.706	13	5	1st
2	Kentucky	Southeastern (E)	Q	22	9	.710	2	1	24	10	.706	12	4	T1st
3	Maryland	Atlantic Coast	L	21	10	.677	4	1	25	11	.694	10	6	3d
1	Michigan St.	Big Ten	L	24	4	.857	4	1	28	5	.848	13	3	T1st
9	Missouri	Big 12	L	19	12	.613	1	1	20	13	.606	9	7	6th
16	Monmouth	Northeast	Q	21	9	.700	0	1	21	10	.677	15	5	2d
2	North Carolina	Atlantic Coast	L	25	6	.806	1	1	26	7	.788	13	3	T1st
16	Northwestern St.	Southland	Q	18	12	.600	1	1	19	13	.594	11	9	T4th
6	Notre Dame	Big East (W)	L	19	9	.679	1	1	20	10	.667	11	5	1st
5	Ohio St.	Big Ten	L	20	10	.667	0	1	20	11	.645	11	5	3d
4	Oklahoma	Big 12	Q	26	6	.813	0	1	26	7	.788	12	4	T2d
11	Oklahoma St.	Big 12	L	20	9	.690	0	1	20	10	.667	10	6	5th
3	Ole Miss	Southeastern (W)	L	25	7	.781	2	1	27	8	.771	11	5	1st
7	Penn St.	Big Ten	L	19	11	.633	2	1	21	12	.636	7	9	T6th
15	Princeton	Ivy	Q	16	10	.615	0	1	16	11	.593	11	3	1st
10	Providence	Big East (E)	L	21	9	.700	0	1	21	10	.677	11	5	2d
9	Saint Joseph's	Atlantic 10	L	25	6	.806	1	1	26	7	.788	14	2	1st
6	Southern California	Pacific-10	L	21	9	.700	3	1	24	10	.706	11	7	T4th
14	Southern Utah	Mid-Continent	Q	25	5	.833	0	1	25	6	.806	13	3	T1st
1	Stanford	Pacific-10	Q	28	2	.933	3	1	31	3	.912	16	2	1st
5	Syracuse	Big East (W)	L	24	8	.750	1	1	25	9	.735	9	6	T2d
11	Temple	Atlantic 10	Q	21	12	.636	3	1	24	13	.618	12	4	T2d
8	Tennessee	Southeastern (E)	L	22	10	.688	0	1	22	11	.667	8	8	4th
6	Texas	Big 12	L	25	8	.758	0	1	25	9	.735	12	4	T2d
4	UCLA	Pacific-10	L	21	8	.724	2	1	23	9	.719	14	4	3d
16	UNC Greensboro	Southern (N)	Q	19	11	.633	0	1	19	12	.613	10	6	2d
12	Utah St.	Big West	Q	27	5	.844	1	1	28	6	.824	13	3	2d
5	Virginia	Atlantic Coast	L	20	8	.714	0	1	20	9	.690	9	7	4th
7	Wake Forest	Atlantic Coast	L	19	10	.655	0	1	19	11	.633	8	8	T5th
14	Western Ky.	Sun Belt (E)	Q	24	6	.800	0	1	24	7	.774	14	2	1st
—	Winthrop	Big South	Q	18	12	.600	0	1	18	13	.581	11	3	2d
6	Wisconsin	Big Ten	L	18	10	.643	0	1	18	11	.621	9	7	5th
11	Xavier	Atlantic 10	L	21	7	.750	0	1	21	8	.724	12	4	T2d

2002 TOURNAMENT

Seed	School	Conference	How	Pre-Tourney			Tourney		Final			Conf.		
				W	L	Pct.	W	L	W	L	Pct.	W	L	Fin.
2	Alabama	Southeastern (W)	L	26	7	.788	1	1	27	8	.771	12	4	1st
-	Alcorn	Southwestern	Q	21	9	.700	0	1	21	10	.677	16	2	1st
3	Arizona	Pacific-10	Q	22	9	.710	2	1	24	10	.706	12	6	T2d
11	Boston College	Big East (E)	L	20	11	.645	0	1	20	12	.625	8	8	4th
16	Boston U.	America East	Q	22	9	.710	0	1	22	10	.688	13	3	T1st
6	California	Pacific-10	L	22	8	.733	1	1	23	9	.719	12	6	T2d
14	Central Conn. St.	Northeast	Q	27	4	.871	0	1	27	5	.844	19	1	1st
9	Charlotte	Conference USA (A)	L	18	11	.621	0	1	18	12	.600	11	5	3d
1	Cincinnati	Conference USA (A)	Q	30	3	.909	1	1	31	4	.886	14	2	1st
12	Creighton	Missouri Valley	Q	22	8	.733	1	1	23	9	.719	14	4	T1st
13	Davidson	Southern	Q	21	9	.700	0	1	21	10	.677	11	5	T1st
1	Duke	Atlantic Coast	Q	29	3	.906	2	1	31	4	.886	13	3	2d
15	Fla. Atlantic	Atlantic Sun	Q	19	11	.633	0	1	19	12	.613	13	7	T3d
5	Florida	Southeastern (E)	L	22	8	.733	0	1	22	9	.710	10	6	T1st
3	Georgia	Southeastern (E)	L	21	9	.700	1	1	22	10	.688	10	6	T1st
6	Gonzaga	West Coast	Q	29	3	.906	0	1	29	4	.879	13	1	T1st
15	Hampton	Mid-Eastern	Q	25	6	.806	0	1	25	7	.781	16	1	1st
10	Hawaii	Western Athletic	Q	27	5	.844	0	1	27	6	.818	15	3	T1st
16	Holy Cross	Patriot	Q	18	14	.563	0	1	18	15	.545	9	5	2d
15	Ill.-Chicago	Horizon	Q	20	13	.606	0	1	20	14	.588	8	8	6th
4	Illinois	Big Ten	L	24	8	.750	2	1	26	9	.743	11	5	T1st
5	Indiana	Big Ten	L	20	11	.645	5	1	25	12	.676	11	5	T1st
1	Kansas	Big 12	L	29	3	.906	4	1	33	4	.892	16	0	1st
10	Kent St.	Mid-American (E)	Q	27	5	.844	3	1	30	6	.833	17	1	1st
4	Kentucky	Southeastern (E)	L	20	9	.690	2	1	22	10	.688	10	6	T1st
5	Marquette	Conference USA (A)	L	26	6	.813	0	1	26	7	.788	13	3	2d
1	Maryland	Atlantic Coast	L	26	4	.867	6	0	32	4	.889	15	1	1st
14	McNeese	Southland	Q	21	8	.724	0	1	21	9	.700	17	3	1st
5	Miami (FL)	Big East (E)	L	24	7	.774	0	1	24	8	.750	10	6	2d
10	Michigan St.	Big Ten	L	19	11	.633	0	1	19	12	.613	10	6	5th
3	Mississippi St.	Southeastern (W)	Q	26	7	.788	1	1	27	8	.771	10	6	2d
12	Missouri	Big 12	L	21	11	.656	3	1	24	12	.667	9	7	6th
15	Montana	Big Sky	Q	16	14	.533	0	1	16	15	.516	7	7	T4th
14	Murray St.	Ohio Valley	Q	19	12	.613	0	1	19	13	.594	10	6	3d
7	North Carolina St.	Atlantic Coast	L	22	10	.688	1	1	23	11	.676	9	7	T3d
8	Notre Dame	Big East (W)	L	21	10	.677	1	1	22	11	.667	10	6	2d
4	Ohio St.	Big Ten	Q	23	7	.767	1	1	24	8	.750	11	5	T1st
2	Oklahoma	Big 12	Q	27	4	.871	4	1	31	5	.861	13	3	2d
7	Oklahoma St.	Big 12	L	23	8	.742	0	1	23	9	.719	10	6	T3d
9	Ole Miss	Southeastern (W)	L	20	10	.667	0	1	20	11	.645	9	7	3d
2	Oregon	Pacific-10	L	23	8	.742	3	1	26	9	.743	14	4	1st
11	Penn	Ivy	Q	25	6	.806	0	1	25	7	.781	11	3	T1st
10	Pepperdine	West Coast	L	22	8	.733	0	1	22	9	.710	13	1	T1st
3	Pittsburgh	Big East (W)	L	27	5	.844	2	1	29	6	.829	13	3	1st
13	San Diego St.	Mountain West	Q	21	11	.656	0	1	21	12	.636	7	7	T4th
16	Siena	Metro Atlantic	Q	16	18	.471	1	1	17	19	.472	9	9	T6th
4	Southern California	Pacific-10	L	22	9	.710	0	1	22	10	.688	12	6	T2d
11	Southern Ill.	Missouri Valley	L	26	7	.788	2	1	28	8	.778	14	4	T1st
9	St. John's (NY)	Big East (E)	L	20	11	.645	0	1	20	12	.625	9	7	3d
8	Stanford	Pacific-10	L	19	9	.679	1	1	20	10	.667	12	6	T2d
6	Texas	Big 12	L	20	11	.645	2	1	22	12	.647	10	6	T3d
6	Texas Tech	Big 12	L	23	8	.742	0	1	23	9	.719	10	6	T3d
12	Tulsa	Western Athletic	L	26	6	.813	1	1	27	7	.794	15	3	T1st
14	UC Santa Barbara	Big West	Q	20	10	.667	0	1	20	11	.645	11	7	T3d
8	UCLA	Pacific-10	L	19	11	.633	2	1	21	12	.636	11	7	6th
2	UConn	Big East (E)	Q	24	6	.800	3	1	27	7	.794	13	3	1st
13	UNCW	Colonial	Q	22	9	.710	1	1	23	10	.697	14	4	1st
12	Utah	Mountain West	L	21	8	.724	0	1	21	9	.700	10	4	2d
13	Valparaiso	Mid-Continent	Q	25	7	.781	0	1	25	8	.758	12	2	1st
7	Wake Forest	Atlantic Coast	L	20	12	.625	1	1	21	13	.618	9	7	T3d
9	Western Ky.	Sun Belt (E)	Q	28	3	.903	0	1	28	4	.875	13	1	1st
16	Winthrop	Big South	Q	19	11	.633	0	1	19	12	.613	10	4	T1st
8	Wisconsin	Big Ten	L	18	12	.600	1	1	19	13	.594	11	5	T1st
11	Wyoming	Mountain West	L	21	8	.724	1	1	22	9	.710	11	3	1st
7	Xavier	Atlantic 10 (W)	Q	25	5	.833	1	1	26	6	.813	14	2	1st

2003 TOURNAMENT

Seed	School	Conference	How	Pre-Tourney			Tourney		Final			Conf.		
				W	L	Pct.	W	L	W	L	Pct.	W	L	Fin.
10	Alabama	Southeastern (W)	L	17	11	.607	0	1	17	12	.586	7	9	4th
1	Arizona	Pacific-10	L	25	3	.893	3	1	28	4	.875	17	1	1st
10	Arizona St.	Pacific-10	L	19	11	.633	1	1	20	12	.625	11	7	4th
10	Auburn	Southeastern (W)	L	20	11	.645	2	1	22	12	.647	8	8	T2d
13	Austin Peay	Ohio Valley	Q	23	7	.767	0	1	23	8	.742	13	3	T1st
12	Butler	Horizon	L	25	5	.833	2	1	27	6	.818	14	2	1st
12	BYU	Mountain West	L	23	8	.742	0	1	23	9	.719	11	3	T1st
8	California	Pacific-10	L	21	8	.724	1	1	22	9	.710	13	5	3d
11	Central Mich.	Mid-American (W)	Q	24	6	.800	1	1	25	7	.781	14	4	1st
8	Cincinnati	Conference USA (A)	L	17	11	.607	0	1	17	12	.586	9	7	T3d
10	Colorado	Big 12	L	20	11	.645	0	1	20	12	.625	9	7	T5th
14	Colorado St.	Mountain West	Q	19	13	.594	0	1	19	14	.576	5	9	6th
6	Creighton	Missouri Valley	Q	29	4	.879	0	1	29	5	.853	15	3	2d
4	Dayton	Atlantic 10 (W)	Q	24	5	.828	0	1	24	6	.800	14	2	2d
3	Duke	Atlantic Coast	Q	24	6	.800	2	1	26	7	.788	11	5	T2d
15	East Tenn. St.	Southern (N)	Q	20	10	.667	0	1	20	11	.645	11	5	T1st
2	Florida	Southeastern (E)	L	24	7	.774	1	1	25	8	.758	12	4	2d
9	Gonzaga	West Coast	L	23	8	.742	1	1	24	9	.727	12	2	1st
14	Holy Cross	Patriot	Q	26	4	.867	0	1	26	5	.839	13	1	1st
4	Illinois	Big Ten	Q	24	6	.800	1	1	25	7	.781	11	5	2d
7	Indiana	Big Ten	L	20	12	.625	1	1	21	13	.618	8	8	T6th
16	IUPUI	Mid-Continent	Q	20	13	.606	0	1	20	14	.588	10	4	T2d
2	Kansas	Big 12	L	25	7	.781	5	1	30	8	.789	14	2	1st
1	Kentucky	Southeastern (E)	Q	29	3	.906	3	1	32	4	.889	16	0	1st
4	Louisville	Conference USA (A)	Q	24	6	.800	1	1	25	7	.781	11	5	2d
8	LSU	Southeastern (W)	L	21	10	.677	0	1	21	11	.656	8	8	T2d
14	Manhattan	Metro Atlantic	Q	23	6	.793	0	1	23	7	.767	14	4	1st
3	Marquette	Conference USA (A)	L	23	5	.821	4	1	27	6	.818	14	2	1st
6	Maryland	Atlantic Coast	L	19	9	.679	2	1	21	10	.677	11	5	T2d
7	Memphis	Conference USA (N)	L	23	6	.793	0	1	23	7	.767	13	3	1st
7	Michigan St.	Big Ten	L	19	12	.613	3	1	22	13	.629	10	6	T3d
12	Milwaukee	Horizon	Q	24	7	.774	0	1	24	8	.750	13	3	2d
5	Mississippi St.	Southeastern (W)	L	21	9	.700	0	1	21	10	.677	9	7	1st
6	Missouri	Big 12	L	21	10	.677	1	1	22	11	.667	9	7	T5th
9	North Carolina St.	Atlantic Coast	L	18	12	.600	0	1	18	13	.581	9	7	4th
5	Notre Dame	Big East (W)	L	22	9	.710	2	1	24	10	.706	10	6	T3d
1	Oklahoma	Big 12	Q	24	6	.800	3	1	27	7	.794	12	4	3d
6	Oklahoma St.	Big 12	L	21	9	.700	1	1	22	10	.688	10	6	4th
8	Oregon	Pacific-10	Q	23	9	.719	0	1	23	10	.697	10	8	5th
11	Penn	Ivy	Q	22	5	.815	0	1	22	6	.786	14	0	1st
2	Pittsburgh	Big East (W)	Q	26	4	.867	2	1	28	5	.848	13	3	T1st
9	Purdue	Big Ten	L	18	10	.643	1	1	19	11	.633	10	6	T3d
7	Saint Joseph's	Atlantic 10 (E)	L	23	6	.793	0	1	23	7	.767	12	4	1st
15	Sam Houston St.	Southland	Q	23	6	.793	0	1	23	7	.767	17	3	1st
13	San Diego	West Coast	Q	18	11	.621	0	1	18	12	.600	10	4	2d
16	South Carolina St.	Mid-Eastern	Q	20	10	.667	0	1	20	11	.645	15	3	1st
11	Southern Ill.	Missouri Valley	L	24	6	.800	0	1	24	7	.774	16	2	1st
4	Stanford	Pacific-10	L	23	8	.742	1	1	24	9	.727	14	4	2d
3	Syracuse	Big East (W)	L	24	5	.828	6	0	30	5	.857	13	3	T1st
1	Texas	Big 12	L	22	6	.786	4	1	26	7	.788	13	3	2d
—	Texas Southern	Southwestern	Q	18	12	.600	0	1	18	13	.581	11	7	T3d
14	Troy	Atlantic Sun (S)	Q	26	5	.839	0	1	26	6	.813	14	2	T1st
13	Tulsa	Western Athletic	Q	22	9	.710	1	1	23	10	.697	12	6	2d
5	UConn	Big East (E)	L	21	9	.700	2	1	23	10	.697	10	6	T1st
16	UNC Asheville	Big South	Q	14	16	.467	1	1	15	17	.469	11	3	1st
11	UNCW	Colonial	Q	24	6	.800	0	1	24	7	.774	15	3	1st
9	Utah	Mountain West	L	24	7	.774	1	1	25	8	.758	11	3	T1st
15	Utah St.	Big West	Q	24	8	.750	0	1	24	9	.727	12	6	3d
16	Vermont	America East	Q	21	11	.656	0	1	21	12	.636	11	5	2d
15	Wagner	Northeast	Q	21	10	.677	0	1	21	11	.656	14	4	1st
2	Wake Forest	Atlantic Coast	L	24	5	.828	1	1	25	6	.806	13	3	1st
12	Weber St.	Big Sky	Q	26	5	.839	0	1	26	6	.813	14	0	1st
13	Western Ky.	Sun Belt (E)	Q	24	8	.750	0	1	24	9	.727	12	2	1st
5	Wisconsin	Big Ten	L	22	7	.759	2	1	24	8	.750	12	4	1st
3	Xavier	Atlantic 10 (W)	L	25	5	.833	1	1	26	6	.813	15	1	1st

2004 TOURNAMENT

Seed	School	Conference	How	Pre-Tourney			Tourney		Final			Conf.		
				W	L	Pct.	W	L	W	L	Pct.	W	L	Fin.
11	Air Force	Mountain West	L	22	6	.786	0	1	22	7	.759	12	2	1st
8	Alabama	Southeastern (W)	L	17	12	.586	3	1	20	13	.606	8	8	T2d
16	Alabama St.	Southwestern	Q	16	14	.533	0	1	16	15	.516	11	7	2d
9	Arizona	Pacific-10	L	20	9	.690	0	1	20	10	.667	11	7	3d
6	Boston College	Big East	L	23	9	.719	1	1	24	10	.706	10	6	T5th
12	BYU	Mountain West	L	21	8	.724	0	1	21	9	.700	12	4	2d
9	Charlotte	Conference USA	L	21	8	.724	0	1	21	9	.700	12	4	T1st
4	Cincinnati	Conference USA	Q	24	6	.800	1	1	25	7	.781	12	4	T1st
10	Dayton	Atlantic 10 (W)	L	24	8	.750	0	1	24	9	.727	12	4	1st
7	DePaul	Conference USA	L	21	9	.700	1	1	22	10	.688	12	4	T1st
1	Duke	Atlantic Coast	L	27	5	.844	4	1	31	6	.838	13	3	1st
13	East Tenn. St.	Southern (N)	Q	27	5	.844	0	1	27	6	.818	15	1	1st
15	Eastern Wash.	Big Sky	Q	17	12	.586	0	1	17	13	.567	11	3	1st
5	Florida	Southeastern (E)	L	20	10	.667	0	1	20	11	.645	9	7	2d
16	Florida A&M	Mid-Eastern	Q	14	16	.467	1	1	15	17	.469	10	8	T5th
3	Georgia Tech	Atlantic Coast	L	23	9	.719	5	1	28	10	.737	9	7	T3d
2	Gonzaga	West Coast	Q	27	2	.931	1	1	28	3	.903	14	0	1st
13	Ill.-Chicago	Horizon	Q	24	7	.774	0	1	24	8	.750	12	4	2d
5	Illinois	Big Ten	L	24	6	.800	2	1	26	7	.788	13	3	1st
4	Kansas	Big 12	L	21	8	.724	3	1	24	9	.727	12	4	T2d
1	Kentucky	Southeastern (E)	Q	26	4	.867	1	1	27	5	.844	13	3	1st
14	Louisiana	Sun Belt (W)	Q	20	8	.714	0	1	20	9	.690	12	3	1st
—	Lehigh	Patriot	Q	20	10	.667	0	1	20	11	.645	10	4	T1st
16	Liberty	Big South	Q	18	14	.563	0	1	18	15	.545	12	4	T1st
10	Louisville	Conference USA	L	20	9	.690	0	1	20	10	.667	9	7	6th
12	Manhattan	Metro Atlantic	Q	24	5	.828	1	1	25	6	.806	16	2	1st
4	Maryland	Atlantic Coast	Q	19	11	.633	1	1	20	12	.625	7	9	6th
7	Memphis	Conference USA	L	21	7	.750	1	1	22	8	.733	12	4	T1st
7	Michigan St.	Big Ten	L	18	11	.621	0	1	18	12	.600	12	4	T2d
2	Mississippi St.	Southeastern (W)	L	25	3	.893	1	1	26	4	.867	14	2	1st
15	Monmouth	Northeast	Q	21	11	.656	0	1	21	12	.636	12	6	T1st
12	Murray St.	Ohio Valley	Q	28	5	.848	0	1	28	6	.824	14	2	2d
10	Nevada	Western Athletic	Q	23	8	.742	2	1	25	9	.735	13	5	T1st
6	North Carolina	Atlantic Coast	L	18	10	.643	1	1	19	11	.633	8	8	5th
3	North Carolina St.	Atlantic Coast	L	20	9	.690	1	1	21	10	.677	11	5	2d
2	Oklahoma St.	Big 12	Q	27	3	.900	4	1	31	4	.886	14	2	1st
12	Pacific	Big West	Q	24	7	.774	1	1	25	8	.758	17	1	T1st
3	Pittsburgh	Big East	L	29	4	.879	2	1	31	5	.861	13	3	1st
14	Princeton	Ivy	Q	20	7	.741	0	1	20	8	.714	13	1	1st
5	Providence	Big East	L	20	8	.714	0	1	20	9	.690	11	5	T3d
11	Richmond	Atlantic 10 (W)	L	20	12	.625	0	1	20	13	.606	10	6	T3d
1	Saint Joseph's	Atlantic 10 (E)	L	27	1	.964	3	1	30	2	.938	16	0	1st
8	Seton Hall	Big East	L	20	9	.690	1	1	21	10	.677	10	6	T5th
10	South Carolina	Southeastern (E)	L	23	10	.697	0	1	23	11	.676	8	8	T3d
9	Southern Ill.	Missouri Valley	L	25	4	.862	0	1	25	5	.833	17	1	1st
1	Stanford	Pacific-10	Q	29	1	.967	1	1	30	2	.938	17	1	1st
5	Syracuse	Big East	L	21	7	.750	2	1	23	8	.742	11	5	T3d
3	Texas	Big 12	L	23	7	.767	2	1	25	8	.758	12	4	T2d
8	Texas Tech	Big 12	L	22	10	.688	1	1	23	11	.676	9	7	T5th
9	UAB	Conference USA	L	20	9	.690	2	1	22	10	.688	12	4	T1st
14	UCF	Atlantic Sun	Q	25	5	.833	0	1	25	6	.806	17	3	2d
2	UConn	Big East	Q	27	6	.818	6	0	33	6	.846	12	4	2d
14	UNI	Missouri Valley	Q	21	9	.700	0	1	21	10	.677	12	6	T2d
11	Utah	Mountain West	Q	24	8	.750	0	1	24	9	.727	9	5	3d
13	UTEP	Western Athletic	L	24	7	.774	0	1	24	8	.750	13	5	T1st
16	UTSA	Southland	Q	19	13	.594	0	1	19	14	.576	11	5	T1st
15	Valparaiso	Mid-Continent	Q	18	12	.600	0	1	18	13	.581	11	5	1st
6	Vanderbilt	Southeastern (E)	L	21	9	.700	2	1	23	10	.697	8	8	T3d
13	VCU	Colonial	Q	23	7	.767	0	1	23	8	.742	14	4	1st
15	Vermont	America East	Q	22	8	.733	0	1	22	9	.710	15	3	2d
4	Wake Forest	Atlantic Coast	L	19	9	.679	2	1	21	10	.677	9	7	T3d
8	Washington	Pacific-10	L	19	11	.633	0	1	19	12	.613	12	6	2d
11	Western Mich.	Mid-American (W)	Q	26	4	.867	0	1	26	5	.839	15	3	1st
6	Wisconsin	Big Ten	Q	24	6	.800	1	1	25	7	.781	12	4	T2d
7	Xavier	Atlantic 10 (W)	Q	23	10	.697	3	1	26	11	.703	10	6	T3d

2005 TOURNAMENT

Seed	School	Conference	How	Pre-Tourney			Tourney		Final			Conf.		
				W	L	Pct.	W	L	W	L	Pct.	W	L	Fin.
5	Alabama	Southeastern (W)	L	24	7	.774	0	1	24	8	.750	12	4	T1st
—	Alabama A&M	Southwestern	Q	18	13	.581	0	1	18	14	.563	12	6	1st
3	Arizona	Pacific-10	L	27	6	.818	3	1	30	7	.811	15	3	1st
4	Boston College	Big East	L	24	4	.857	1	1	25	5	.833	13	3	T1st
14	Bucknell	Patriot	Q	22	9	.710	1	1	23	10	.697	10	4	2d
7	Charlotte	Conference USA	L	21	7	.750	0	1	21	8	.724	12	4	T2d
15	Chattanooga	Southern	Q	20	10	.667	0	1	20	11	.645	10	6	1st
7	Cincinnati	Conference USA	L	24	7	.774	1	1	25	8	.758	12	4	T2d
10	Creighton	Missouri Valley	Q	23	10	.697	0	1	23	11	.676	11	7	T3d
16	Delaware St.	Mid-Eastern	Q	19	13	.594	0	1	19	14	.576	14	4	1st
1	Duke	Atlantic Coast	Q	25	5	.833	2	1	27	6	.818	11	5	3d
15	Eastern Ky.	Ohio Valley	Q	22	8	.733	0	1	22	9	.710	11	5	T2d
16	Fairleigh Dickinson	Northeast	Q	20	12	.625	0	1	20	13	.606	13	5	2d
4	Florida	Southeastern (E)	Q	23	7	.767	1	1	24	8	.750	12	4	2d
12	George Washington	Atlantic 10 (W)	Q	22	7	.759	0	1	22	8	.733	11	5	1st
5	Georgia Tech	Atlantic Coast	L	19	11	.633	1	1	20	12	.625	8	8	T4th
3	Gonzaga	West Coast	Q	25	4	.862	1	1	26	5	.839	12	2	1st
1	Illinois	Big Ten	Q	32	1	.970	5	1	37	2	.949	15	1	1st
10	Iowa	Big Ten	L	21	11	.656	0	1	21	12	.636	7	9	7th
9	Iowa St.	Big 12	L	18	11	.621	1	1	19	12	.613	9	7	T5th
3	Kansas	Big 12	L	23	6	.793	0	1	23	7	.767	12	4	T1st
2	Kentucky	Southeastern (E)	L	25	5	.833	3	1	28	6	.824	14	2	1st
13	Louisiana	Sun Belt (E)	Q	20	10	.667	0	1	20	11	.645	11	4	2d
4	Louisville	Conference USA	Q	29	4	.879	4	1	33	5	.868	14	2	1st
6	LSU	Southeastern (W)	L	20	9	.690	0	1	20	10	.667	12	4	T1st
5	Michigan St.	Big Ten	L	22	6	.786	4	1	26	7	.788	13	3	2d
12	Milwaukee	Horizon	Q	24	5	.828	2	1	26	6	.813	14	2	1st
8	Minnesota	Big Ten	L	21	10	.677	0	1	21	11	.656	10	6	T4th
9	Mississippi St.	Southeastern (W)	L	22	10	.688	1	1	23	11	.676	9	7	3d
16	Montana	Big Sky	Q	18	12	.600	0	1	18	13	.581	9	5	T2d
9	Nevada	Western Athletic	L	24	6	.800	1	1	25	7	.781	16	2	1st
12	New Mexico	Mountain West	Q	26	6	.813	0	1	26	7	.788	10	4	2d
14	Niagara	Metro Atlantic	Q	20	9	.690	0	1	20	10	.667	13	5	T1st
1	North Carolina	Atlantic Coast	L	27	4	.871	6	0	33	4	.892	14	2	1st
10	North Carolina St.	Atlantic Coast	L	19	13	.594	2	1	21	14	.600	7	9	T6th
16	Oakland	Mid-Continent	Q	12	18	.400	1	1	13	19	.406	7	9	T5th
13	Ohio	Mid-American (E)	Q	21	10	.677	0	1	21	11	.656	11	7	T2d
3	Oklahoma	Big 12	L	24	7	.774	1	1	25	8	.758	12	4	T1st
2	Oklahoma St.	Big 12	Q	24	6	.800	2	1	26	7	.788	11	5	3d
12	Old Dominion	Colonial	Q	28	5	.848	0	1	28	6	.824	15	3	1st
8	Pacific	Big West	L	26	3	.897	1	1	27	4	.871	18	0	1st
13	Penn	Ivy	Q	20	8	.714	0	1	20	9	.690	13	1	1st
9	Pittsburgh	Big East	L	20	8	.714	0	1	20	9	.690	10	6	5th
15	Southeastern La.	Southland	Q	24	8	.750	0	1	24	9	.727	13	3	T1st
7	Southern Ill.	Missouri Valley	L	26	7	.788	1	1	27	8	.771	15	3	1st
10	Saint Mary's (CA)	West Coast	L	25	8	.758	0	1	25	9	.735	11	3	2d
8	Stanford	Pacific-10	L	18	12	.600	0	1	18	13	.581	11	7	T2d
4	Syracuse	Big East	Q	27	6	.818	0	1	27	7	.794	11	5	T3d
8	Texas	Big 12	L	20	10	.667	0	1	20	11	.645	9	7	T5th
6	Texas Tech	Big 12	L	20	10	.667	2	1	22	11	.667	10	6	4th
11	UAB	Conference USA	L	21	10	.677	1	1	22	11	.667	10	6	T5th
15	UCF	Atlantic Sun	Q	24	8	.750	0	1	24	9	.727	13	7	T1st
11	UCLA	Pacific-10	L	18	10	.643	0	1	18	11	.621	11	7	T3d
2	UConn	Big East	L	22	7	.759	1	1	23	8	.742	13	3	T1st
11	UNI	Missouri Valley	L	21	10	.677	0	1	21	11	.656	11	7	T3d
6	Utah	Mountain West	L	27	5	.844	2	1	29	6	.829	13	1	1st
14	Utah St.	Big West	Q	24	7	.774	0	1	24	8	.750	13	5	2d
11	UTEP	Western Athletic	Q	27	7	.794	0	1	27	8	.771	14	4	2d
13	Vermont	America East	Q	24	6	.800	1	1	25	7	.781	16	2	1st
5	Villanova	Big East	L	22	7	.759	2	1	24	8	.750	11	5	T3d
2	Wake Forest	Atlantic Coast	L	26	5	.839	1	1	27	6	.818	13	3	2d
1	Washington	Pacific-10	Q	27	5	.844	2	1	29	6	.829	14	4	2d
7	West Virginia	Big East	L	21	10	.677	3	1	24	11	.686	8	8	T7th
14	Winthrop	Big South	Q	27	5	.844	0	1	27	6	.818	15	1	1st
6	Wisconsin	Big Ten	L	22	8	.733	3	1	25	9	.735	11	5	3d

2006 TOURNAMENT

Seed	School	Conference	How	Pre-Tourney			Tourney		Final			Conf.		
				W	L	Pct.	W	L	W	L	Pct.	W	L	Fin.
13	Air Force	Mountain West	L	24	6	.800	0	1	24	7	.774	12	4	T2d
10	Alabama	Southeastern (W)	L	17	12	.586	1	1	18	13	.581	10	6	T2d
16	Albany (NY)	America East	Q	21	10	.677	0	1	21	11	.656	13	3	1st
8	Arizona	Pacific-10	L	19	12	.613	1	1	20	13	.606	11	7	T4th
8	Arkansas	Southeastern (W)	L	22	9	.710	0	1	22	10	.688	10	6	T2d
15	Belmont	Atlantic Sun	Q	20	10	.667	0	1	20	11	.645	15	5	T1st
4	Boston College	Atlantic Coast	L	26	6	.813	2	1	28	7	.800	11	5	3d
13	Bradley	Missouri Valley	L	20	10	.667	2	1	22	11	.667	11	7	T5th
9	Bucknell	Patriot	Q	26	4	.867	1	1	27	5	.844	14	0	1st
7	California	Pacific-10	L	20	10	.667	0	1	20	11	.645	12	6	3d
15	Davidson	Southern (S)	Q	20	10	.667	0	1	20	11	.645	10	5	2d
1	Duke	Atlantic Coast	Q	29	3	.906	2	1	31	4	.886	14	2	1st
3	Florida	Southeastern (E)	Q	27	6	.818	6	0	33	6	.846	10	6	2d
11	George Mason	Colonial	L	23	7	.767	4	1	27	8	.771	15	3	T1st
8	George Washington	Atlantic 10	L	26	2	.929	1	1	27	3	.900	16	0	1st
7	Georgetown	Big East	L	21	9	.700	2	1	23	10	.697	10	6	T4th
3	Gonzaga	West Coast	Q	27	3	.900	2	1	29	4	.879	14	0	1st
—	Hampton	Mid-Eastern	Q	16	15	.516	0	1	16	16	.500	10	8	T5th
4	Illinois	Big Ten	L	25	6	.806	1	1	26	7	.788	11	5	T2d
6	Indiana	Big Ten	L	18	11	.621	1	1	19	12	.613	9	7	T4th
13	Iona	Metro Atlantic	Q	23	7	.767	0	1	23	8	.742	13	5	2d
3	Iowa	Big Ten	Q	24	8	.750	0	1	24	9	.727	11	5	T2d
4	Kansas	Big 12	Q	24	7	.774	0	1	24	8	.750	13	3	T1st
12	Kent St.	Mid-American (E)	Q	25	8	.758	0	1	25	9	.735	15	3	1st
8	Kentucky	Southeastern (E)	L	21	12	.636	1	1	22	13	.629	9	7	3d
4	LSU	Southeastern (W)	L	23	8	.742	4	1	27	9	.750	14	2	1st
7	Marquette	Big East	L	20	10	.667	0	1	20	11	.645	10	6	T4th
1	Memphis	Conference USA	Q	30	3	.909	3	1	33	4	.892	13	1	T1st
6	Michigan St.	Big Ten	L	22	11	.667	0	1	22	12	.647	8	8	T6th
11	Milwaukee	Horizon	Q	21	8	.724	1	1	22	9	.710	12	4	1st
16	Monmouth	Northeast	Q	18	14	.563	1	1	19	15	.559	12	6	3d
12	Montana	Big Sky	Q	23	6	.793	1	1	24	7	.774	10	4	2d
14	Murray St.	Ohio Valley	Q	24	6	.800	0	1	24	7	.774	17	3	1st
5	Nevada	Western Athletic	Q	27	5	.844	0	1	27	6	.818	13	3	1st
3	North Carolina	Atlantic Coast	L	22	7	.759	1	1	23	8	.742	12	4	2d
10	North Carolina St.	Atlantic Coast	L	21	9	.700	1	1	22	10	.688	10	6	4th
14	Northwestern St.	Southland	Q	24	7	.774	1	1	25	8	.758	15	1	1st
2	Ohio St.	Big Ten	L	25	4	.862	1	1	26	5	.839	12	4	1st
6	Oklahoma	Big 12	L	20	8	.714	0	1	20	9	.690	11	5	3d
16	Oral Roberts	Mid-Continent	Q	21	11	.656	0	1	21	12	.636	13	3	T1st
13	Pacific	Big West	Q	23	7	.767	0	1	23	8	.742	12	2	1st
15	Penn	Ivy	Q	20	8	.714	0	1	20	9	.690	12	2	1st
5	Pittsburgh	Big East	L	24	7	.774	1	1	25	8	.758	10	6	T4th
11	San Diego St.	Mountain West	Q	24	8	.750	0	1	24	9	.727	13	3	1st
10	Seton Hall	Big East	L	18	11	.621	0	1	18	12	.600	9	7	7th
14	South Ala.	Sun Belt (W)	Q	24	6	.800	0	1	24	7	.774	12	3	1st
11	Southern Ill.	Missouri Valley	Q	22	10	.688	0	1	22	11	.667	12	6	T2d
16	Southern U.	Southwestern	Q	19	12	.613	0	1	19	13	.594	15	3	1st
5	Syracuse	Big East	Q	23	11	.676	0	1	23	12	.657	7	9	T9th
2	Tennessee	Southeastern (E)	L	21	7	.750	1	1	22	8	.733	12	4	1st
2	Texas	Big 12	L	27	5	.844	3	1	30	6	.833	13	3	T1st
12	Texas A&M	Big 12	L	21	8	.724	1	1	22	9	.710	10	6	4th
9	UAB	Conference USA	L	24	6	.800	0	1	24	7	.774	12	2	2d
2	UCLA	Pacific-10	Q	27	6	.818	5	1	32	7	.821	14	4	1st
1	UConn	Big East	L	27	3	.900	3	1	30	4	.882	14	2	T1st
9	UNCW	Colonial	Q	25	7	.781	0	1	25	8	.758	15	3	T1st
10	UNI	Missouri Valley	L	23	9	.719	0	1	23	10	.697	11	7	T5th
12	Utah St.	Western Athletic	L	23	8	.742	0	1	23	9	.719	11	5	T2d
1	Villanova	Big East	L	25	4	.862	3	1	28	5	.848	14	2	T1st
5	Washington	Pacific-10	L	24	6	.800	2	1	26	7	.788	13	5	2d
6	West Virginia	Big East	L	20	10	.667	2	1	22	11	.667	11	5	3d
7	Wichita St.	Missouri Valley	L	24	8	.750	2	1	26	9	.743	14	4	1st
15	Winthrop	Big South	Q	23	7	.767	0	1	23	8	.742	13	3	1st
9	Wisconsin	Big Ten	L	19	11	.633	0	1	19	12	.613	9	7	T4th
14	Xavier	Atlantic 10	Q	21	10	.677	0	1	21	11	.656	8	8	T7th

2007 TOURNAMENT

Seed	School	Conference	How	Pre-Tourney			Tourney		Final			Conf.		
				W	L	Pct.	W	L	W	L	Pct.	W	L	Fin.
15	A&M-Corpus Christi	Southland (W)	Q	26	6	.813	0	1	26	7	.788	14	2	1st
13	Albany (NY)	America East	Q	23	9	.719	0	1	23	10	.697	13	3	2d
8	Arizona	Pacific-10	L	20	10	.667	0	1	20	11	.645	11	7	T3d
12	Arkansas	Southeastern (W)	L	21	13	.618	0	1	21	14	.600	7	9	T3d
15	Belmont	Atlantic Sun	Q	23	9	.719	0	1	23	10	.697	14	2	2d
7	Boston College	Atlantic Coast	L	20	11	.645	1	1	21	12	.636	10	6	T3d
5	Butler	Horizon	L	27	6	.818	2	1	29	7	.806	13	3	T1st
8	BYU	Mountain West	L	25	8	.758	0	1	25	9	.735	13	3	1st
16	Central Conn. St.	Northeast	Q	22	11	.667	0	1	22	12	.647	16	2	1st
10	Creighton	Missouri Valley	Q	22	10	.688	0	1	22	11	.667	13	5	2d
13	Davidson	Southern (S)	Q	29	4	.879	0	1	29	5	.853	17	1	1st
6	Duke	Atlantic Coast	L	22	10	.688	0	1	22	11	.667	8	8	T6th
16	Eastern Ky.	Ohio Valley	Q	21	11	.656	0	1	21	12	.636	13	7	T2d
1	Florida	Southeastern (E)	Q	29	5	.853	6	0	35	5	.875	13	3	1st
-	Florida A&M	Mid-Eastern	Q	21	13	.618	0	1	21	14	.600	12	6	2d
11	George Washington	Atlantic 10	Q	23	8	.742	0	1	23	9	.719	11	5	3d
2	Georgetown	Big East	Q	26	6	.813	4	1	30	7	.811	13	3	1st
10	Georgia Tech	Atlantic Coast	L	20	11	.645	0	1	20	12	.625	8	8	T6th
10	Gonzaga	West Coast	Q	23	10	.697	0	1	23	11	.676	11	3	1st
13	Holy Cross	Patriot	Q	25	8	.758	0	1	25	9	.735	13	1	T1st
12	Illinois	Big Ten	L	23	11	.676	0	1	23	12	.657	9	7	T4th
7	Indiana	Big Ten	L	20	10	.667	1	1	21	11	.656	10	6	3d
16	Jackson St.	Southwestern	Q	21	13	.618	0	1	21	14	.600	12	6	2d
1	Kansas	Big 12	Q	30	4	.882	3	1	33	5	.868	14	2	1st
8	Kentucky	Southeastern (E)	L	21	11	.656	1	1	22	12	.647	9	7	4th
12	Long Beach St.	Big West	Q	24	7	.774	0	1	24	8	.750	12	2	1st
6	Louisville	Big East	L	23	9	.719	1	1	24	10	.706	12	4	T2d
8	Marquette	Big East	L	24	9	.727	0	1	24	10	.706	10	6	T5th
4	Maryland	Atlantic Coast	L	24	8	.750	1	1	25	9	.735	10	6	T3d
2	Memphis	Conference USA	Q	30	3	.909	3	1	33	4	.892	16	0	1st
14	Miami (OH)	Mid-American (E)	Q	18	14	.563	0	1	18	15	.545	10	6	3d
9	Michigan St.	Big Ten	L	22	11	.667	1	1	23	12	.657	8	8	T7th
7	Nevada	Western Athletic	L	28	4	.875	1	1	29	5	.853	14	2	1st
13	New Mexico St.	Western Athletic	Q	25	8	.758	0	1	25	9	.735	11	5	2d
16	Niagara	Metro Atlantic	Q	22	11	.667	1	1	23	12	.657	13	5	2d
1	North Carolina	Atlantic Coast	Q	28	6	.824	3	1	31	7	.816	11	5	T1st
15	North Texas	Sun Belt (W)	Q	23	10	.697	0	1	23	11	.676	10	8	3d
6	Notre Dame	Big East	L	24	7	.774	0	1	24	8	.750	11	5	4th
1	Ohio St.	Big Ten	Q	30	3	.909	5	1	35	4	.897	15	1	1st
12	Old Dominion	Colonial	L	24	8	.750	0	1	24	9	.727	15	3	2d
14	Oral Roberts	Mid-Continent	Q	23	10	.697	0	1	23	11	.676	12	2	1st
3	Oregon	Pacific-10	Q	26	7	.788	3	1	29	8	.784	11	7	T3d
14	Penn	Ivy	Q	22	8	.733	0	1	22	9	.710	13	1	1st
3	Pittsburgh	Big East	L	27	7	.794	2	1	29	8	.784	12	4	T2d
9	Purdue	Big Ten	L	21	11	.656	1	1	22	12	.647	9	7	T4th
5	Southern California	Pacific-10	L	23	11	.676	2	1	25	12	.676	11	7	T3d
4	Southern Ill.	Missouri Valley	L	27	6	.818	2	1	29	7	.806	15	3	1st
11	Stanford	Pacific-10	L	18	12	.600	0	1	18	13	.581	10	8	6th
5	Tennessee	Southeastern (E)	L	22	10	.688	2	1	24	11	.686	10	6	T2d
4	Texas	Big 12	L	24	9	.727	1	1	25	10	.714	12	4	3d
3	Texas A&M	Big 12	L	25	6	.806	2	1	27	7	.794	13	3	2d
10	Texas Tech	Big 12	L	21	12	.636	0	1	21	13	.618	9	7	5th
2	UCLA	Pacific-10	L	26	5	.839	4	1	30	6	.833	15	3	1st
7	UNLV	Mountain West	Q	28	6	.824	2	1	30	7	.811	12	4	2d
6	Vanderbilt	Southeastern (E)	L	20	11	.645	2	1	22	12	.647	10	6	T2d
11	VCU	Colonial	Q	27	6	.818	1	1	28	7	.800	16	2	1st
9	Villanova	Big East	L	22	10	.688	0	1	22	11	.667	9	7	T7th
4	Virginia	Atlantic Coast	L	20	10	.667	1	1	21	11	.656	11	5	T1st
5	Virginia Tech	Atlantic Coast	L	21	11	.656	1	1	22	12	.647	10	6	T3d
3	Washington St.	Pacific-10	L	25	7	.781	1	1	26	8	.765	13	5	2d
15	Weber St.	Big Sky	Q	20	11	.645	0	1	20	12	.625	11	5	T1st
11	Winthrop	Big South	Q	28	4	.875	1	1	29	5	.853	14	0	1st
2	Wisconsin	Big Ten	L	29	5	.853	1	1	30	6	.833	13	3	2d
14	Wright St.	Horizon	Q	23	9	.719	0	1	23	10	.697	13	3	T1st
9	Xavier	Atlantic 10	L	24	8	.750	1	1	25	9	.735	13	3	T1st

2008 TOURNAMENT

Seed	School	Conference	How	Pre-Tourney			Tourney		Final			Conf.		
				W	L	Pct.	W	L	W	L	Pct.	W	L	Fin.
15	American	Patriot	Q	21	11	.656	0	1	21	12	.636	10	4	1st
10	Arizona	Pacific-10	L	19	14	.576	0	1	19	15	.559	8	10	7th
9	Arkansas	Southeastern (W)	L	22	11	.667	1	1	23	12	.657	9	7	2d
15	Austin Peay	Ohio Valley	Q	24	10	.706	0	1	24	11	.686	16	4	1st
11	Baylor	Big 12	L	21	10	.677	0	1	21	11	.656	9	7	T4th
15	Belmont	Atlantic Sun	Q	25	8	.758	0	1	25	9	.735	14	2	1st
14	Boise St.	Western Athletic	Q	25	8	.758	0	1	25	9	.735	12	4	T1st
7	Butler	Horizon	Q	29	3	.906	1	1	30	4	.882	16	2	1st
8	BYU	Mountain West	L	27	7	.794	0	1	27	8	.771	14	2	1st
14	Cal St. Fullerton	Big West	Q	24	8	.750	0	1	24	9	.727	12	4	T1st
5	Clemson	Atlantic Coast	L	24	9	.727	0	1	24	10	.706	10	6	3d
-	Coppin St.	Mid-Eastern	Q	16	20	.444	0	1	16	21	.432	7	9	T7th
14	Cornell	Ivy	Q	22	5	.815	0	1	22	6	.786	14	0	1st
10	Davidson	Southern (S)	Q	26	6	.813	3	1	29	7	.806	20	0	1st
5	Drake	Missouri Valley	Q	28	4	.875	0	1	28	5	.848	15	3	1st
2	Duke	Atlantic Coast	L	27	5	.844	1	1	28	6	.824	13	3	2d
12	George Mason	Colonial	Q	23	10	.697	0	1	23	11	.676	12	6	T2d
2	Georgetown	Big East	L	27	5	.844	1	1	28	6	.824	15	3	1st
14	Georgia	Southeastern (E)	Q	17	16	.515	0	1	17	17	.500	4	12	6th
7	Gonzaga	West Coast	L	25	7	.781	0	1	25	8	.758	13	1	1st
8	Indiana	Big Ten	L	25	7	.781	0	1	25	8	.758	14	4	3d
1	Kansas	Big 12	Q	31	3	.912	6	0	37	3	.925	13	3	T1st
11	Kansas St.	Big 12	L	20	11	.645	1	1	21	12	.636	10	6	3d
9	Kent St.	Mid-American (E)	Q	28	6	.824	0	1	28	7	.800	13	3	1st
11	Kentucky	Southeastern (E)	L	18	12	.600	0	1	18	13	.581	12	4	2d
3	Louisville	Big East	L	24	8	.750	3	1	27	9	.750	14	4	T2d
6	Marquette	Big East	L	24	9	.727	1	1	25	10	.714	11	7	T5th
1	Memphis	Conference USA	Q	33	1	.971	5	1	38	2	.950	16	0	1st
7	Miami (FL)	Atlantic Coast	L	22	10	.688	1	1	23	11	.676	8	8	T5th
5	Michigan St.	Big Ten	L	25	8	.758	2	1	27	9	.750	12	6	4th
8	Mississippi St.	Southeastern (W)	L	22	10	.688	1	1	23	11	.676	12	4	1st
16	Mississippi Val.	Southwestern	Q	17	15	.531	0	1	17	16	.515	12	6	2d
16	Mount St. Mary's	Northeast	Q	18	14	.563	1	1	19	15	.559	11	7	T4th
1	North Carolina	Atlantic Coast	Q	32	2	.941	4	1	36	3	.923	14	2	1st
5	Notre Dame	Big East	L	24	7	.774	1	1	25	8	.758	14	4	T2d
6	Oklahoma	Big 12	L	22	11	.667	1	1	23	12	.657	9	7	T4th
13	Oral Roberts	Summit	Q	24	8	.750	0	1	24	9	.727	16	2	1st
9	Oregon	Pacific-10	L	18	13	.581	0	1	18	14	.563	9	9	T5th
4	Pittsburgh	Big East	Q	26	9	.743	1	1	27	10	.730	10	8	7th
16	Portland St.	Big Sky	Q	23	9	.719	0	1	23	10	.697	14	2	1st
6	Purdue	Big Ten	L	24	8	.750	1	1	25	9	.735	15	3	2d
11	Saint Joseph's	Atlantic 10	L	21	12	.636	0	1	21	13	.618	9	7	T4th
13	San Diego	West Coast	Q	21	13	.618	1	1	22	14	.611	11	3	3d
13	Siena	Metro Atlantic	Q	22	10	.688	1	1	23	11	.676	13	5	T1st
10	South Ala.	Sun Belt (E)	L	26	6	.813	0	1	26	7	.788	16	2	T1st
6	Southern California	Pacific-10	L	21	11	.656	0	1	21	12	.636	11	7	T3d
10	Saint Mary's (CA)	West Coast	L	25	6	.806	0	1	25	7	.781	12	2	2d
3	Stanford	Pacific-10	L	26	7	.788	2	1	28	8	.778	13	5	2d
12	Temple	Atlantic 10	Q	21	12	.636	0	1	21	13	.618	11	5	2d
2	Tennessee	Southeastern (E)	L	29	4	.879	2	1	31	5	.861	14	2	1st
2	Texas	Big 12	L	28	6	.824	3	1	31	7	.816	13	3	T1st
9	Texas A&M	Big 12	L	24	10	.706	1	1	25	11	.694	8	8	6th
16	Texas-Arlington	Southland (W)	Q	21	11	.656	0	1	21	12	.636	7	9	T3d
1	UCLA	Pacific-10	Q	31	3	.912	4	1	35	4	.897	16	2	1st
4	UConn	Big East	L	24	8	.750	0	1	24	9	.727	13	5	4th
15	UMBC	America East	Q	24	8	.750	0	1	24	9	.727	13	3	1st
8	UNLV	Mountain West	Q	26	7	.788	1	1	27	8	.771	12	4	2d
4	Vanderbilt	Southeastern (E)	L	26	7	.788	0	1	26	8	.765	10	6	3d
12	Villanova	Big East	L	20	12	.625	2	1	22	13	.629	9	9	T8th
4	Washington St.	Pacific-10	L	24	8	.750	2	1	26	9	.743	11	7	T3d
7	West Virginia	Big East	L	24	10	.706	2	1	26	11	.703	11	7	T5th
12	Western Ky.	Sun Belt (E)	Q	27	6	.818	2	1	29	7	.806	16	2	T1st
13	Winthrop	Big South	Q	22	11	.667	0	1	22	12	.647	10	4	T1st
3	Wisconsin	Big Ten	Q	29	4	.879	2	1	31	5	.861	16	2	1st
3	Xavier	Atlantic 10	L	27	6	.818	3	1	30	7	.811	14	2	1st

2009 TOURNAMENT

Seed	School	Conference	How	Pre-Tourney			Tourney		Final			Conf.		
				W	L	Pct.	W	L	W	L	Pct.	W	L	Fin.
13	Akron	Mid-American (E)	Q	23	12	.657	0	1	23	13	.639	10	6	T3d
-	Alabama St.	Southwestern	Q	22	9	.710	0	1	22	10	.688	16	2	1st
14	American	Patriot	Q	24	7	.774	0	1	24	8	.750	13	1	1st
12	Arizona	Pacific-10	L	19	13	.594	2	1	21	14	.600	9	9	T5th
6	Arizona St.	Pacific-10	L	24	9	.727	1	1	25	10	.714	11	7	T3d
15	Binghamton	America East	Q	23	8	.742	0	1	23	9	.719	13	3	T1st
7	Boston College	Atlantic Coast	L	22	11	.667	0	1	22	12	.647	9	7	T5th
9	Butler	Horizon	L	26	5	.839	0	1	26	6	.813	15	3	1st
8	BYU	Mountain West	L	25	7	.781	0	1	25	8	.758	12	4	T1st
15	Cal St. Northridge	Big West	Q	17	13	.567	0	1	17	14	.548	11	5	1st
7	California	Pacific-10	L	22	10	.688	0	1	22	11	.667	11	7	T3d
16	Chattanooga	Southern	Q	18	16	.529	0	1	18	17	.514	11	9	T1st
7	Clemson	Atlantic Coast	L	23	8	.742	0	1	23	9	.719	9	7	T5th
13	Cleveland St.	Horizon	Q	25	10	.714	1	1	26	11	.703	12	6	T3d
14	Cornell	Ivy	Q	21	9	.700	0	1	21	10	.677	11	3	1st
11	Dayton	Atlantic 10	L	26	7	.788	1	1	27	8	.771	11	5	T2d
2	Duke	Atlantic Coast	Q	28	6	.824	2	1	30	7	.811	11	5	T2d
16	East Tenn. St.	Atlantic Sun	Q	23	10	.697	0	1	23	11	.676	14	6	T2d
5	Florida St.	Atlantic Coast	L	25	9	.735	0	1	25	10	.714	10	6	4th
4	Gonzaga	West Coast	Q	26	5	.839	2	1	28	6	.824	14	0	1st
5	Illinois	Big Ten	L	24	9	.727	0	1	24	10	.706	11	7	T2d
3	Kansas	Big 12	L	25	7	.781	2	1	27	8	.771	14	2	1st
1	Louisville	Big East	Q	28	5	.848	3	1	31	6	.838	16	2	1st
8	LSU	Southeastern (W)	L	26	7	.788	1	1	27	8	.771	13	3	1st
6	Marquette	Big East	L	24	9	.727	1	1	25	10	.714	12	6	5th
10	Maryland	Atlantic Coast	L	20	13	.606	1	1	21	14	.600	7	9	T7th
2	Memphis	Conference USA	Q	31	3	.912	2	1	33	4	.892	16	0	1st
10	Michigan	Big Ten	L	20	13	.606	1	1	21	14	.600	9	9	T7th
2	Michigan St.	Big Ten	L	26	6	.813	5	1	31	7	.816	15	3	1st
10	Minnesota	Big Ten	L	22	10	.688	0	1	22	11	.667	9	9	T7th
13	Mississippi St.	Southeastern (W)	Q	23	12	.657	0	1	23	13	.639	9	7	3d
3	Missouri	Big 12	Q	28	6	.824	3	1	31	7	.816	12	4	3d
16	Morehead St.	Ohio Valley	Q	19	15	.559	1	1	20	16	.556	12	6	4th
15	Morgan St.	Mid-Eastern	Q	23	11	.676	0	1	23	12	.657	13	3	1st
1	North Carolina	Atlantic Coast	L	28	4	.875	6	0	34	4	.895	13	3	1st
14	North Dakota St.	Summit	Q	26	6	.813	0	1	26	7	.788	16	2	1st
8	Ohio St.	Big Ten	L	22	10	.688	0	1	22	11	.667	10	8	T4th
2	Oklahoma	Big 12	L	27	5	.844	3	1	30	6	.833	13	3	2d
8	Oklahoma St.	Big 12	L	22	11	.667	1	1	23	12	.657	9	7	T4th
1	Pittsburgh	Big East	L	28	4	.875	3	1	31	5	.861	15	3	T2d
13	Portland St.	Big Sky	Q	23	9	.719	0	1	23	10	.697	11	5	T2d
5	Purdue	Big Ten	Q	25	9	.735	2	1	27	10	.730	11	7	T2d
16	Radford	Big South	Q	21	11	.656	0	1	21	12	.636	15	3	1st
15	Robert Morris	Northeast	Q	24	10	.706	0	1	24	11	.686	15	3	1st
9	Siena	Metro Atlantic	Q	26	7	.788	1	1	27	8	.771	16	2	1st
10	Southern California	Pacific-10	Q	21	12	.636	1	1	22	13	.629	9	9	T5th
14	Stephen F. Austin	Southland	Q	24	7	.774	0	1	24	8	.750	13	3	1st
3	Syracuse	Big East	L	26	9	.743	2	1	28	10	.737	11	7	6th
11	Temple	Atlantic 10	Q	22	11	.667	0	1	22	12	.647	11	5	T2d
9	Tennessee	Southeastern (E)	L	21	12	.636	0	1	21	13	.618	10	6	T1st
7	Texas	Big 12	L	22	11	.667	1	1	23	12	.657	9	7	T4th
9	Texas A&M	Big 12	L	23	9	.719	1	1	24	10	.706	9	7	T4th
6	UCLA	Pacific-10	L	25	8	.758	1	1	26	9	.743	13	5	2d
1	UConn	Big East	L	27	4	.871	4	1	31	5	.861	15	3	T2d
12	UNI	Missouri Valley	Q	23	10	.697	0	1	23	11	.676	14	4	T1st
5	Utah	Mountain West	Q	24	9	.727	0	1	24	10	.706	12	4	T1st
11	Utah St.	Western Athletic	Q	30	4	.882	0	1	30	5	.857	14	2	1st
11	VCU	Colonial	Q	24	9	.727	0	1	24	10	.706	14	4	1st
3	Villanova	Big East	L	26	7	.788	4	1	30	8	.789	13	5	4th
4	Wake Forest	Atlantic Coast	L	24	6	.800	0	1	24	7	.774	11	5	T2d
4	Washington	Pacific-10	L	25	8	.758	1	1	26	9	.743	14	4	1st
6	West Virginia	Big East	L	23	11	.676	0	1	23	12	.657	10	8	T7th
12	Western Ky.	Sun Belt (E)	Q	24	8	.750	1	1	25	9	.735	15	3	1st
12	Wisconsin	Big Ten	L	19	12	.613	1	1	20	13	.606	10	8	T4th
4	Xavier	Atlantic 10	L	25	7	.781	2	1	27	8	.771	12	4	1st

2010 TOURNAMENT

Seed	School	Conference	How	Pre-Tourney			Tourney		Final			Conf.		
				W	L	Pct.	W	L	W	L	Pct.	W	L	Fin.
16	Ark.-Pine Bluff	Southwestern	Q	16	15	.516	1	1	17	16	.515	14	4	2d
3	Baylor	Big 12	L	25	7	.781	3	1	28	8	.778	11	5	T2d
5	Butler	Horizon	Q	28	4	.875	5	1	33	5	.868	18	0	1st
7	BYU	Mountain West	L	29	5	.853	1	1	30	6	.833	13	3	2d
8	California	Pacific-10	L	23	10	.697	1	1	24	11	.686	13	5	1st
7	Clemson	Atlantic Coast	L	21	10	.677	0	1	21	11	.656	9	7	T5th
12	Cornell	Ivy	Q	27	4	.871	2	1	29	5	.853	13	1	1st
1	Duke	Atlantic Coast	Q	29	5	.853	6	0	35	5	.875	13	3	T1st
16	East Tenn. St.	Atlantic Sun	Q	20	14	.588	0	1	20	15	.571	13	7	5th
10	Florida	Southeastern (E)	L	21	12	.636	0	1	21	13	.618	9	7	4th
9	Florida St.	Atlantic Coast	L	22	9	.710	0	1	22	10	.688	10	6	T3d
3	Georgetown	Big East	L	23	10	.697	0	1	23	11	.676	10	8	T7th
10	Georgia Tech	Atlantic Coast	L	22	12	.647	1	1	23	13	.639	7	9	7th
8	Gonzaga	West Coast	L	26	6	.813	1	1	27	7	.794	12	2	1st
13	Houston	Conference USA	Q	19	15	.559	0	1	19	16	.543	7	9	T7th
1	Kansas	Big 12	Q	32	2	.941	1	1	33	3	.917	15	1	1st
2	Kansas St.	Big 12	L	26	7	.788	3	1	29	8	.784	11	5	T2d
1	Kentucky	Southeastern (E)	Q	32	2	.941	3	1	35	3	.921	14	2	1st
16	Lehigh	Patriot	Q	22	10	.688	0	1	22	11	.667	10	4	1st
9	Louisville	Big East	L	20	12	.625	0	1	20	13	.606	11	7	T5th
6	Marquette	Big East	L	22	11	.667	0	1	22	12	.647	11	7	T5th
4	Maryland	Atlantic Coast	L	23	8	.742	1	1	24	9	.727	13	3	T1st
5	Michigan St.	Big Ten	L	24	8	.750	4	1	28	9	.757	14	4	T1st
11	Minnesota	Big Ten	L	21	13	.618	0	1	21	14	.600	9	9	6th
10	Missouri	Big 12	L	22	10	.688	1	1	23	11	.676	10	6	5th
14	Montana	Big Sky	Q	22	9	.710	0	1	22	10	.688	10	6	T3d
15	Morgan St.	Mid-Eastern	Q	27	9	.750	0	1	27	10	.730	15	1	1st
13	Murray St.	Ohio Valley	Q	30	4	.882	1	1	31	5	.861	17	1	1st
3	New Mexico	Mountain West	L	29	4	.879	1	1	30	5	.857	14	2	1st
12	New Mexico St.	Western Athletic	Q	22	11	.667	0	1	22	12	.647	11	5	T2d
15	North Texas	Sun Belt (W)	Q	24	8	.750	0	1	24	9	.727	13	5	1st
6	Notre Dame	Big East	L	23	11	.676	0	1	23	12	.657	10	8	T7th
14	Oakland	Summit	Q	26	8	.765	0	1	26	9	.743	17	1	1st
14	Ohio	Mid-American (E)	Q	21	14	.600	1	1	22	15	.595	7	9	5th
2	Ohio St.	Big Ten	Q	27	7	.794	2	1	29	8	.784	14	4	T1st
7	Oklahoma St.	Big 12	L	22	10	.688	0	1	22	11	.667	9	7	T6th
11	Old Dominion	Colonial	Q	26	8	.765	1	1	27	9	.750	15	3	1st
3	Pittsburgh	Big East	L	24	8	.750	1	1	25	9	.735	13	5	T2d
4	Purdue	Big Ten	L	27	5	.844	2	1	29	6	.829	14	4	T1st
7	Richmond	Atlantic 10	L	26	8	.765	0	1	26	9	.743	13	3	3d
15	Robert Morris	Northeast	Q	23	11	.676	0	1	23	12	.657	15	3	T1st
14	Sam Houston St.	Southland (W)	Q	25	7	.781	0	1	25	8	.758	14	2	1st
11	San Diego St.	Mountain West	Q	25	8	.758	0	1	25	9	.735	11	5	T3d
13	Siena	Metro Atlantic	Q	27	6	.818	0	1	27	7	.794	17	1	1st
10	Saint Mary's (CA)	West Coast	Q	26	5	.839	2	1	28	6	.824	11	3	2d
1	Syracuse	Big East	L	28	4	.875	2	1	30	5	.857	15	3	1st
5	Temple	Atlantic 10	Q	29	5	.853	0	1	29	6	.829	14	2	T1st
6	Tennessee	Southeastern (E)	L	25	8	.758	3	1	28	9	.757	11	5	3d
8	Texas	Big 12	L	24	9	.727	0	1	24	10	.706	9	7	T6th
5	Texas A&M	Big 12	L	23	9	.719	1	1	24	10	.706	11	5	T2d
15	UC Santa Barbara	Big West	Q	20	9	.690	0	1	20	10	.667	12	4	T1st
9	UNI	Missouri Valley	Q	28	4	.875	2	1	30	5	.857	15	3	1st
8	UNLV	Mountain West	L	25	8	.758	0	1	25	9	.735	11	5	T3d
12	Utah St.	Western Athletic	L	27	7	.794	0	1	27	8	.771	14	2	1st
12	UTEP	Conference USA	L	26	6	.813	0	1	26	7	.788	15	1	1st
4	Vanderbilt	Southeastern (E)	L	24	8	.750	0	1	24	9	.727	12	4	2d
16	Vermont	America East	Q	25	9	.735	0	1	25	10	.714	12	4	2d
2	Villanova	Big East	L	24	7	.774	1	1	25	8	.758	13	5	T2d
9	Wake Forest	Atlantic Coast	L	19	10	.655	1	1	20	11	.645	9	7	T5th
11	Washington	Pacific-10	Q	24	9	.727	2	1	26	10	.722	11	7	3d
2	West Virginia	Big East	Q	27	6	.818	4	1	31	7	.816	13	5	T2d
-	Winthrop	Big South	Q	19	13	.594	0	1	19	14	.576	12	6	3d
4	Wisconsin	Big Ten	L	23	8	.742	1	1	24	9	.727	13	5	4th
13	Wofford	Southern (S)	Q	26	8	.765	0	1	26	9	.743	15	3	1st
6	Xavier	Atlantic 10	L	24	8	.750	2	1	26	9	.743	14	2	T1st

2011 TOURNAMENT

Seed	School	Conference	How	Pre-Tourney			Tourney		Final			Conf.		
				W	L	Pct.	W	L	W	L	Pct.	W	L	Fin.
15	Akron	Mid-American (E)	Q	23	12	.657	0	1	23	13	.639	9	7	T3d
-	Alabama St.	Southwestern	Q	17	17	.500	0	1	17	18	.486	11	7	4th
5	Arizona	Pacific-10	L	27	7	.794	3	1	30	8	.789	14	4	1st
13	Belmont	Atlantic Sun	Q	30	4	.882	0	1	30	5	.857	19	1	1st
16	Boston U.	America East	Q	21	13	.618	0	1	21	14	.600	12	4	2nd
14	Bucknell	Patriot	Q	25	8	.758	0	1	25	9	.735	13	1	1st
8	Butler	Horizon	Q	23	9	.719	5	1	28	10	.737	13	5	T1st
3	BYU	Mountain West	L	30	4	.882	2	1	32	5	.865	14	2	T1st
6	Cincinnati	Big East	L	25	8	.758	1	1	26	9	.743	11	7	T6th
12	Clemson	Atlantic Coast	L	21	11	.656	1	1	22	12	.647	9	7	T3d
1	Duke	Atlantic Coast	Q	30	4	.882	2	1	32	5	.865	13	3	2nd
2	Florida	Southeastern (E)	L	26	7	.788	3	1	29	8	.784	13	3	1st
10	Florida St.	Atlantic Coast	L	21	10	.677	2	1	23	11	.676	11	5	3d
8	George Mason	Colonial	L	26	6	.813	1	1	27	7	.794	16	2	1st
6	Georgetown	Big East	L	21	10	.677	0	1	21	11	.656	10	8	8th
10	Georgia	Southeastern (E)	L	21	11	.656	0	1	21	12	.636	9	7	T3d
11	Gonzaga	West Coast	Q	24	9	.727	1	1	25	10	.714	11	3	T1st
16	Hampton	Mid-Eastern	Q	24	8	.750	0	1	24	9	.727	11	5	T2nd
9	Illinois	Big Ten	L	19	13	.594	1	1	20	14	.588	9	9	T4th
14	Indiana St.	Missouri Valley	Q	20	13	.606	0	1	20	14	.588	12	6	3d
1	Kansas	Big 12	Q	32	2	.941	3	1	35	3	.921	14	2	1st
5	Kansas St.	Big 12	L	22	10	.688	1	1	23	11	.676	10	6	T3d
4	Kentucky	Southeastern (E)	Q	25	8	.758	4	1	29	9	.763	10	6	2nd
-	Little Rock	Sun Belt (W)	Q	19	16	.543	0	1	19	17	.528	7	9	5th
15	LIU Brooklyn	Northeast	Q	27	5	.844	0	1	27	6	.818	16	2	1st
4	Louisville	Big East	L	25	9	.735	0	1	25	10	.714	12	6	T3d
11	Marquette	Big East	L	20	14	.588	2	1	22	15	.595	9	9	T9th
12	Memphis	Conference USA	Q	25	9	.735	0	1	25	10	.714	10	6	4th
8	Michigan	Big Ten	L	20	13	.606	1	1	21	14	.600	9	9	T4th
10	Michigan St.	Big Ten	L	19	14	.576	0	1	19	15	.559	9	9	T4th
11	Missouri	Big 12	L	23	10	.697	0	1	23	11	.676	8	8	T5th
13	Morehead St.	Ohio Valley	Q	24	9	.727	1	1	25	10	.714	13	5	T2nd
2	North Carolina	Atlantic Coast	L	26	7	.788	3	1	29	8	.784	14	2	1st
15	Northern Colo.	Big Sky	Q	21	10	.677	0	1	21	11	.656	13	3	1st
2	Notre Dame	Big East	L	26	6	.813	1	1	27	7	.794	14	4	2nd
13	Oakland	Summit	Q	25	9	.735	0	1	25	10	.714	17	1	1st
1	Ohio St.	Big Ten	Q	31	2	.939	2	1	33	3	.917	16	2	1st
9	Old Dominion	Colonial	Q	27	6	.818	0	1	27	7	.794	14	4	T2nd
10	Penn St.	Big Ten	L	19	14	.576	0	1	19	15	.559	9	9	T4th
1	Pittsburgh	Big East	L	27	5	.844	1	1	28	6	.824	15	3	1st
13	Princeton	Ivy	Q	25	6	.806	0	1	25	7	.781	12	2	T1st
3	Purdue	Big Ten	L	25	7	.781	1	1	26	8	.765	14	4	2nd
12	Richmond	Atlantic 10	Q	27	7	.794	2	1	29	8	.784	13	3	3d
14	Saint Peter's	Metro Atlantic	Q	20	13	.606	0	1	20	14	.588	11	7	4th
2	San Diego St.	Mountain West	Q	32	2	.941	2	1	34	3	.919	14	2	T1st
-	Southern California	Pacific-10	L	19	14	.576	0	1	19	15	.559	10	8	T4th
6	St. John's (NY)	Big East	L	21	11	.656	0	1	21	12	.636	12	6	T3d
3	Syracuse	Big East	L	26	7	.788	1	1	27	8	.771	12	6	T3d
7	Temple	Atlantic 10	L	25	7	.781	1	1	26	8	.765	14	2	4th
9	Tennessee	Southeastern (E)	L	19	14	.576	0	1	19	15	.559	8	8	5th
4	Texas	Big 12	L	27	7	.794	1	1	28	8	.778	13	3	2nd
7	Texas A&M	Big 12	L	24	8	.750	0	1	24	9	.727	10	6	T3d
-	UAB	Conference USA	L	22	8	.733	0	1	22	9	.710	12	4	1st
15	UC Santa Barbara	Big West	Q	18	13	.581	0	1	18	14	.563	8	8	T4th
7	UCLA	Pacific-10	L	22	10	.688	1	1	23	11	.676	13	5	2nd
3	UConn	Big East	Q	26	9	.743	6	0	32	9	.780	9	9	T9th
16	UNC Asheville	Big South	Q	19	13	.594	1	1	20	14	.588	11	7	3d
8	UNLV	Mountain West	L	24	8	.750	0	1	24	9	.727	11	5	3d
12	Utah St.	Western Athletic	Q	30	3	.909	0	1	30	4	.882	15	1	1st
16	UTSA	Southland (W)	Q	19	13	.594	1	1	20	14	.588	9	7	T3d
5	Vanderbilt	Southeastern (E)	L	23	10	.697	0	1	23	11	.676	9	7	T3d
11	VCU	Colonial	L	23	11	.676	5	1	28	12	.700	12	6	4th
9	Villanova	Big East	L	21	11	.656	0	1	21	12	.636	9	9	T9th
7	Washington	Pacific-10	Q	23	10	.697	1	1	24	11	.686	11	7	3d
5	West Virginia	Big East	L	20	11	.645	1	1	21	12	.636	11	7	T6th

Seed	School	Conference	How	Pre-Tourney			Tourney		Final			Conf.		
				W	L	Pct.	W	L	W	L	Pct.	W	L	Fin.
4	Wisconsin	Big Ten	L	23	8	.742	2	1	25	9	.735	13	5	3d
14	Wofford	Southern (S)	Q	21	12	.636	0	1	21	13	.618	14	4	T1st
6	Xavier	Atlantic 10	L	24	7	.774	0	1	24	8	.750	15	1	1st

2012 TOURNAMENT

Seed	School	Conference	How	Pre-Tourney			Tourney		Final			Conf.		
				W	L	Pct.	W	L	W	L	Pct.	W	L	Fin.
9	Alabama	Southeastern	L	21	11	.656	0	1	21	12	.636	9	7	5th
3	Baylor	Big 12	L	27	7	.794	3	1	30	8	.789	12	6	T3d
14	Belmont	Atlantic Sun	Q	27	7	.794	0	1	27	8	.771	16	2	1st
14	BYU	West Coast	L	25	8	.758	1	1	26	9	.743	12	4	3d
-	California	Pac-12	L	24	9	.727	0	1	24	10	.706	13	4	2d
6	Cincinnati	Big East	L	24	10	.706	2	1	26	11	.703	12	6	T4th
11	Colorado	Pac-12	Q	23	11	.676	1	1	24	12	.667	11	7	T5th
11	Colorado St.	Mountain West	L	20	11	.645	0	1	20	12	.625	8	6	4th
8	Creighton	Missouri Valley	Q	28	5	.848	1	1	29	6	.829	14	4	2d
13	Davidson	Southern (S)	Q	25	7	.781	0	1	25	8	.758	16	2	1st
15	Detroit Mercy	Horizon	Q	22	13	.629	0	1	22	14	.611	11	7	T3d
2	Duke	Atlantic Coast	L	27	6	.818	0	1	27	7	.794	13	3	2nd
7	Florida	Southeastern	L	23	10	.697	3	1	26	11	.703	10	6	T2d
3	Florida St.	Atlantic Coast	Q	24	9	.727	1	1	25	10	.714	12	4	3d
3	Georgetown	Big East	L	23	8	.742	1	1	24	9	.727	12	6	T4th
7	Gonzaga	West Coast	L	25	6	.806	1	1	26	7	.788	13	3	2d
12	Harvard	Ivy	Q	26	4	.867	0	1	26	5	.839	12	2	1st
4	Indiana	Big Ten	L	25	8	.758	2	1	27	9	.750	11	7	5th
-	Iona	Metro Atlantic	L	25	7	.781	0	1	25	8	.758	15	3	1st
8	Iowa St.	Big 12	L	22	10	.688	1	1	23	11	.676	12	6	T3d
2	Kansas	Big 12	L	27	6	.818	5	1	32	7	.821	16	2	1st
8	Kansas St.	Big 12	L	21	10	.677	1	1	22	11	.667	10	8	5th
1	Kentucky	Southeastern	L	32	2	.941	6	0	38	2	.950	16	0	1st
-	Lamar University	Southland (W)	Q	23	11	.676	0	1	23	12	.657	11	5	1st
15	Lehigh	Patriot	Q	26	7	.788	1	1	27	8	.771	11	3	2d
16	LIU Brooklyn	Northeast	Q	25	8	.758	0	1	25	9	.735	16	2	1st
12	Long Beach St.	Big West	Q	25	8	.758	0	1	25	9	.735	15	1	1st
4	Louisville	Big East	Q	26	9	.743	4	1	30	10	.750	10	8	7th
15	Loyola Maryland	Metro Atlantic	Q	24	8	.750	0	1	24	9	.727	13	5	2nd
3	Marquette	Big East	L	25	7	.781	2	1	27	8	.771	14	4	2d
8	Memphis	Conference USA	Q	26	8	.765	0	1	26	9	.743	13	3	1st
4	Michigan	Big Ten	L	24	9	.727	0	1	24	10	.706	13	5	T1st
1	Michigan St.	Big Ten	Q	27	7	.794	2	1	29	8	.784	13	5	T1st
-	Mississippi Val.	Southwestern	Q	21	12	.636	0	1	21	13	.618	17	1	1st
2	Missouri	Big 12	Q	30	4	.882	0	1	30	5	.857	14	4	2nd
13	Montana	Big Sky	Q	25	6	.806	0	1	25	7	.781	15	1	1st
6	Murray St.	Ohio Valley	Q	30	1	.968	1	1	31	2	.939	15	1	1st
5	New Mexico	Mountain West	Q	27	6	.818	1	1	28	7	.800	10	4	T1st
13	New Mexico St.	Western Athletic	Q	26	9	.743	0	1	26	10	.722	10	4	2d
15	Norfolk St.	Mid-Eastern	Q	25	9	.735	1	1	26	10	.722	13	3	2d
1	North Carolina	Atlantic Coast	L	29	5	.853	3	1	32	6	.842	14	2	1st
11	North Carolina St.	Atlantic Coast	L	22	12	.647	2	1	24	13	.649	9	7	T4th
7	Notre Dame	Big East	L	22	11	.667	0	1	22	12	.647	13	5	3d
13	Ohio	Mid-American (E)	Q	27	7	.794	2	1	29	8	.784	11	5	3d
2	Ohio St.	Big Ten	L	27	7	.794	4	1	31	8	.795	13	5	T1st
10	Purdue	Big Ten	L	21	12	.636	1	1	22	13	.629	10	8	6th
9	Saint Louis	Atlantic 10	L	25	7	.781	1	1	26	8	.765	12	4	2d
6	San Diego St.	Mountain West	L	26	7	.788	0	1	26	8	.765	10	4	T1st
14	South Dakota St.	Summit	Q	27	7	.794	0	1	27	8	.771	15	3	2d
12	South Fla.	Big East	L	20	13	.606	2	1	22	14	.611	12	6	T4th
9	Southern Miss.	Conference USA	L	25	8	.758	0	1	25	9	.735	11	5	2nd
14	St. Bonaventure	Atlantic 10	Q	20	11	.645	0	1	20	12	.625	10	6	T3d
7	Saint Mary's (CA)	West Coast	Q	27	5	.844	0	1	27	6	.818	14	2	1st
1	Syracuse	Big East	L	31	2	.939	3	1	34	3	.919	17	1	1st
5	Temple	Atlantic 10	L	24	7	.774	0	1	24	8	.750	13	3	1st
11	Texas	Big 12	L	20	13	.606	0	1	20	14	.588	9	9	6th
9	UConn	Big East	L	20	13	.606	0	1	20	14	.588	8	10	T9th
16	UNC Asheville	Big South	Q	24	9	.727	0	1	24	10	.706	16	2	1st

Seed	School	Conference	How	Pre-Tourney			Tourney		Final			Conf.		
				W	L	Pct.	W	L	W	L	Pct.	W	L	Fin.
6	UNLV	Mountain West	L	26	8	.765	0	1	26	9	.743	9	5	3d
5	Vanderbilt	Southeastern	Q	24	10	.706	1	1	25	11	.694	10	6	T2d
12	VCU	Colonial	Q	28	6	.824	1	1	29	7	.806	15	3	2nd
16	Vermont	America East	Q	23	11	.676	1	1	24	12	.667	13	3	2d
10	Virginia	Atlantic Coast	L	22	9	.710	0	1	22	10	.688	9	7	T4th
10	West Virginia	Big East	L	19	13	.594	0	1	19	14	.576	9	9	8th
16	Western Ky.	Sun Belt (E)	Q	15	18	.455	1	1	16	19	.457	7	9	T3d
5	Wichita St.	Missouri Valley	L	27	5	.844	0	1	27	6	.818	16	2	1st
4	Wisconsin	Big Ten	L	24	9	.727	2	1	26	10	.722	12	6	4th
10	Xavier	Atlantic 10	L	21	12	.636	2	1	23	13	.639	10	6	T3d

2013 TOURNAMENT

Seed	School	Conference	How	Pre-Tourney			Tourney		Final			Conf.		
				W	L	Pct.	W	L	W	L	Pct.	W	L	Fin.
12	Akron	Mid-American (E)	Q	26	6	.813	0	1	26	7	.788	14	2	T1st
15	Albany (NY)	America East	Q	24	10	.706	0	1	24	11	.686	9	7	5th
6	Arizona	Pac-12	L	25	7	.781	2	1	27	8	.771	12	6	T2d
11	Belmont	Ohio Valley (E)	Q	26	6	.813	0	1	26	7	.788	14	2	1st
-	Boise St.	Mountain West	L	21	10	.677	0	1	21	11	.656	9	7	T4th
11	Bucknell	Patriot	Q	28	5	.848	0	1	28	6	.824	12	2	1st
6	Butler	Atlantic 10	L	26	8	.765	1	1	27	9	.750	11	5	T3d
12	California	Pac-12	L	20	11	.645	1	1	21	12	.636	12	6	T2d
10	Cincinnati	Big East	L	22	11	.667	0	1	22	12	.647	9	9	T9th
10	Colorado	Pac-12	L	21	11	.656	0	1	21	12	.636	10	8	5th
8	Colorado St.	Mountain West	L	25	8	.758	1	1	26	9	.743	11	5	2d
7	Creighton	Missouri Valley	Q	27	7	.794	1	1	28	8	.778	13	5	1st
14	Davidson	Southern (S)	Q	26	7	.788	0	1	26	8	.765	17	1	1st
2	Duke	Atlantic Coast	L	27	5	.844	3	1	30	6	.833	14	4	2d
15	FGCU	Atlantic Sun	Q	24	10	.706	2	1	26	11	.703	13	5	2d
3	Florida	Southeastern	L	26	7	.788	3	1	29	8	.784	14	4	1st
2	Georgetown	Big East	L	25	6	.806	0	1	25	7	.781	14	4	T1st
1	Gonzaga	West Coast	Q	31	2	.939	1	1	32	3	.914	16	0	1st
14	Harvard	Ivy	Q	19	9	.679	1	1	20	10	.667	11	3	1st
7	Illinois	Big Ten	L	22	12	.647	1	1	23	13	.639	8	10	T7th
1	Indiana	Big Ten	L	27	6	.818	2	1	29	7	.806	14	4	1st
15	Iona	Metro Atlantic	Q	20	13	.606	0	1	20	14	.588	11	7	T4th
10	Iowa St.	Big 12	L	22	11	.667	1	1	23	12	.657	11	7	T4th
16	James Madison	Colonial	Q	20	14	.588	1	1	21	15	.583	11	7	4th
1	Kansas	Big 12	Q	29	5	.853	2	1	31	6	.838	14	4	T1st
4	Kansas St.	Big 12	L	27	7	.794	0	1	27	8	.771	14	4	T1st
13	La Salle	Atlantic 10	L	21	9	.700	3	1	24	10	.706	11	5	T3d
-	Liberty	Big South (N)	Q	15	20	.429	0	1	15	21	.417	6	10	5th
-	LIU Brooklyn	Northeast	Q	20	13	.606	0	1	20	14	.588	12	6	T2d
1	Louisville	Big East	Q	29	5	.853	6	0	35	5	.875	14	4	T1st
3	Marquette	Big East	L	23	8	.742	3	1	26	9	.743	14	4	T1st
6	Memphis	Conference USA	Q	30	4	.882	1	1	31	5	.861	16	0	1st
2	Miami (FL)	Atlantic Coast	Q	27	6	.818	2	1	29	7	.806	15	3	1st
4	Michigan	Big Ten	L	26	7	.788	5	1	31	8	.795	12	6	T4th
3	Michigan St.	Big Ten	L	25	8	.758	2	1	27	9	.750	13	5	T2d
-	Middle Tenn.	Sun Belt (E)	L	28	5	.848	0	1	28	6	.824	19	1	1st
11	Minnesota	Big Ten	L	20	12	.625	1	1	21	13	.618	8	10	T7th
9	Missouri	Southeastern	L	23	10	.697	0	1	23	11	.676	11	7	T5th
13	Montana	Big Sky	Q	25	6	.806	0	1	25	7	.781	19	1	1st
16	N.C. A&T	Mid-Eastern	Q	19	16	.543	1	1	20	17	.541	8	8	T6th
3	New Mexico	Mountain West	Q	29	5	.853	0	1	29	6	.829	13	3	1st
13	New Mexico St.	Western Athletic	Q	24	10	.706	0	1	24	11	.686	14	4	3d
8	North Carolina	Atlantic Coast	L	24	10	.706	1	1	25	11	.694	12	6	3d
8	North Carolina St.	Atlantic Coast	L	24	10	.706	0	1	24	11	.686	11	7	T4th
14	Northwestern St.	Southland	Q	23	8	.742	0	1	23	9	.719	15	3	2d
7	Notre Dame	Big East	L	25	9	.735	0	1	25	10	.714	11	7	T5th
2	Ohio St.	Big Ten	Q	26	7	.788	3	1	29	8	.784	13	5	T2d
10	Oklahoma	Big 12	L	20	11	.645	0	1	20	12	.625	11	7	T4th
5	Oklahoma St.	Big 12	L	24	8	.750	0	1	24	9	.727	13	5	3d
12	Ole Miss	Southeastern	Q	26	8	.765	1	1	27	9	.750	12	6	T2d
12	Oregon	Pac-12	Q	26	8	.765	2	1	28	9	.757	12	6	T2d

Seed	School	Conference	How	Pre-Tourney			Tourney		Final			Conf.		
				W	L	Pct.	W	L	W	L	Pct.	W	L	Fin.
15	Pacific	Big West	Q	22	12	.647	0	1	22	13	.629	13	5	2d
8	Pittsburgh	Big East	L	24	8	.750	0	1	24	9	.727	12	6	4th
4	Saint Louis	Atlantic 10	Q	27	6	.818	1	1	28	7	.800	13	3	1st
7	San Diego St.	Mountain West	L	22	10	.688	1	1	23	11	.676	9	7	T4th
13	South Dakota St.	Summit	Q	25	9	.735	0	1	25	10	.714	13	3	T1st
16	Southern U.	Southwestern	Q	23	9	.719	0	1	23	10	.697	15	3	T2d
11	Saint Mary's (CA)	West Coast	L	27	6	.818	1	1	28	7	.800	14	2	2d
4	Syracuse	Big East	L	26	9	.743	4	1	30	10	.750	11	7	T5th
9	Temple	Atlantic 10	L	23	9	.719	1	1	24	10	.706	11	5	T3d
6	UCLA	Pac-12	L	25	9	.735	0	1	25	10	.714	13	5	1st
5	UNLV	Mountain West	L	25	9	.735	0	1	25	10	.714	10	6	3d
14	Valparaiso	Horizon	Q	26	7	.788	0	1	26	8	.765	13	3	1st
5	VCU	Atlantic 10	L	26	8	.765	1	1	27	9	.750	12	4	2d
9	Villanova	Big East	L	20	13	.606	0	1	20	14	.588	10	8	T7th
16	Western Ky.	Sun Belt (E)	Q	20	15	.571	0	1	20	16	.556	10	10	4th
9	Wichita St.	Missouri Valley	L	26	8	.765	4	1	30	9	.769	12	6	2d
5	Wisconsin	Big Ten	L	23	11	.676	0	1	23	12	.657	12	6	T4th

2014 TOURNAMENT

Seed	School	Conference	How	Pre-Tourney			Tourney		Final			Conf.		
				W	L	Pct.	W	L	W	L	Pct.	W	L	Fin.
16	Albany (NY)	America East	Q	18	14	.563	1	1	19	15	.559	9	7	4th
15	American	Patriot	Q	19	12	.613	0	1	19	13	.594	13	5	2nd
1	Arizona	Pac-12	L	30	4	.882	3	1	33	5	.868	15	3	1st
10	Arizona St.	Pac-12	L	21	11	.656	0	1	21	12	.636	10	8	T3rd
6	Baylor	Big 12	L	24	11	.686	2	1	26	12	.684	9	9	T6th
10	BYU	West Coast	L	23	11	.676	0	1	23	12	.657	13	5	T2nd
16	Cal Poly	Big West	Q	13	19	.406	1	1	14	20	.412	6	10	T6th
5	Cincinnati	American	L	27	6	.818	0	1	27	7	.794	15	3	T1st
16	Coastal Caro.	Big South (S)	Q	21	12	.636	0	1	21	13	.618	11	5	1st
8	Colorado	Pac-12	L	23	11	.676	0	1	23	12	.657	10	8	T3rd
3	Creighton	Big East	L	26	7	.788	1	1	27	8	.771	14	4	2nd
11	Dayton	Atlantic 10	L	23	10	.697	3	1	26	11	.703	10	6	T5th
13	Delaware	Colonial	Q	25	9	.735	0	1	25	10	.714	14	2	1st
3	Duke	Atlantic Coast	L	26	8	.765	0	1	26	9	.743	13	5	T3rd
15	Eastern Ky.	Ohio Valley (E)	Q	24	9	.727	0	1	24	10	.706	11	5	2nd
1	Florida	Southeastern	Q	32	2	.941	4	1	36	3	.923	18	0	1st
9	George Washington	Atlantic 10	L	24	8	.750	0	1	24	9	.727	11	5	T3rd
8	Gonzaga	West Coast	Q	28	6	.824	1	1	29	7	.806	15	3	1st
12	Harvard	Ivy	Q	26	4	.867	1	1	27	5	.844	13	1	1st
-	Iowa	Big Ten	L	20	12	.625	0	1	20	13	.606	9	9	6th
3	Iowa St.	Big 12	Q	26	7	.788	2	1	28	8	.778	11	7	T3rd
2	Kansas	Big 12	L	24	9	.727	1	1	25	10	.714	14	4	1st
9	Kansas St.	Big 12	L	20	12	.625	0	1	20	13	.606	10	8	5th
8	Kentucky	Southeastern	L	24	10	.706	5	1	29	11	.725	12	6	T2nd
14	Louisiana	Sun Belt	Q	23	11	.676	0	1	23	12	.657	11	7	3rd
4	Louisville	American	Q	29	5	.853	2	1	31	6	.838	15	3	T1st
13	Manhattan	Metro Atlantic	Q	25	7	.781	0	1	25	8	.758	15	5	2nd
6	Massachusetts	Atlantic 10	L	24	8	.750	0	1	24	9	.727	10	6	T5th
8	Memphis	American	L	23	9	.719	1	1	24	10	.706	12	6	T3rd
14	Mercer	Atlantic Sun	Q	26	8	.765	1	1	27	9	.750	14	4	T1st
2	Michigan	Big Ten	L	25	8	.758	3	1	28	9	.757	15	3	1st
4	Michigan St.	Big Ten	Q	26	8	.765	3	1	29	9	.763	12	6	T2nd
15	Milwaukee	Horizon	Q	21	13	.618	0	1	21	14	.600	7	9	T5th
-	Mount St. Mary's	Northeast	Q	16	16	.500	0	1	16	17	.485	9	7	T4th
14	N.C. Central	Mid-Eastern	Q	28	5	.848	0	1	28	6	.824	15	1	1st
11	Nebraska	Big Ten	L	19	12	.613	0	1	19	13	.594	11	7	4th
7	New Mexico	Mountain West	Q	27	6	.818	0	1	27	7	.794	15	3	2nd
13	New Mexico St.	Western Athletic	Q	26	9	.743	0	1	26	10	.722	12	4	2nd
6	North Carolina	Atlantic Coast	L	23	9	.719	1	1	24	10	.706	13	5	T3rd
12	North Carolina St.	Atlantic Coast	L	21	13	.618	1	1	22	14	.611	9	9	T6th
12	North Dakota St.	Summit	Q	25	6	.806	1	1	26	7	.788	12	2	1st
6	Ohio St.	Big Ten	L	25	9	.735	0	1	25	10	.714	10	8	5th
5	Oklahoma	Big 12	L	23	9	.719	0	1	23	10	.697	12	6	2nd
9	Oklahoma St.	Big 12	L	21	12	.636	0	1	21	13	.618	8	10	8th

Seed	School	Conference	How	Pre-Tourney			Tourney		Final			Conf.		
				W	L	Pct.	W	L	W	L	Pct.	W	L	Fin.
7	Oregon	Pac-12	L	23	9	.719	1	1	24	10	.706	10	8	T3rd
9	Pittsburgh	Atlantic Coast	L	25	9	.735	1	1	26	10	.722	11	7	5th
11	Providence	Big East	Q	23	11	.676	0	1	23	12	.657	10	8	T3rd
10	Saint Joseph's	Atlantic 10	Q	24	9	.727	0	1	24	10	.706	11	5	T3rd
5	Saint Louis	Atlantic 10	L	26	6	.813	1	1	27	7	.794	13	3	1st
4	San Diego St.	Mountain West	L	29	4	.879	2	1	31	5	.861	16	2	1st
10	Stanford	Pac-12	L	21	12	.636	2	1	23	13	.639	10	8	T3rd
12	Stephen F. Austin	Southland	Q	31	2	.939	1	1	32	3	.914	18	0	1st
3	Syracuse	Atlantic Coast	L	27	5	.844	1	1	28	6	.824	14	3	2nd
11	Tennessee	Southeastern	L	21	12	.636	3	1	24	13	.649	11	7	4th
7	Texas	Big 12	L	23	10	.697	1	1	24	11	.686	11	7	T3rd
-	Texas Southern	Southwestern	Q	19	14	.576	0	1	19	15	.559	12	6	T2nd
13	Tulsa	Conference USA	Q	21	12	.636	0	1	21	13	.618	13	3	T1st
4	UCLA	Pac-12	Q	26	8	.765	2	1	28	9	.757	12	6	2nd
7	UConn	American	L	26	8	.765	6	0	32	8	.800	12	6	T3rd
5	VCU	Atlantic 10	L	26	8	.765	0	1	26	9	.743	12	4	2nd
2	Villanova	Big East	L	28	4	.875	1	1	29	5	.853	16	2	1st
1	Virginia	Atlantic Coast	Q	28	6	.824	2	1	30	7	.811	16	2	1st
16	Weber St.	Big Sky	Q	19	11	.633	0	1	19	12	.613	14	6	1st
14	Western Mich.	Mid-American (W)	Q	23	9	.719	0	1	23	10	.697	14	4	T1st
1	Wichita St.	Missouri Valley	Q	34	0	1.000	1	1	35	1	.972	18	0	1st
2	Wisconsin	Big Ten	L	26	7	.788	4	1	30	8	.789	12	6	T2nd
15	Wofford	Southern	Q	20	12	.625	0	1	20	13	.606	11	5	T3rd
-	Xavier	Big East	L	21	12	.636	0	1	21	13	.618	10	8	T3rd

2015 TOURNAMENT

Seed	School	Conference	How	Pre-Tourney			Tourney		Final			Conf.		
				W	L	Pct.	W	L	W	L	Pct.	W	L	Fin.
14	Albany (NY)	America East	Q	24	8	.750	0	1	24	9	.727	15	1	1st
2	Arizona	Pac-12	Q	31	3	.912	3	1	34	4	.895	16	2	1st
5	Arkansas	Southeastern	L	26	8	.765	1	1	27	9	.750	13	5	2nd
3	Baylor	Big 12	L	24	9	.727	0	1	24	10	.706	11	7	T4th
15	Belmont	Ohio Valley	Q	22	10	.688	0	1	22	11	.667	11	5	T1st
11	Boise St.	Mountain West	L	25	8	.758	0	1	25	9	.735	14	4	T1st
12	Buffalo	Mid-American	Q	23	9	.719	0	1	23	10	.697	12	6	T1st
6	Butler	Big East	L	22	10	.688	1	1	23	11	.676	12	6	T2nd
11	BYU	West Coast	L	25	9	.735	0	1	25	10	.714	13	5	T2nd
8	Cincinnati	American	L	22	10	.688	1	1	23	11	.676	13	5	T3rd
16	Coastal Caro.	Big South	Q	24	9	.727	0	1	24	10	.706	12	6	T3rd
10	Davidson	Atlantic 10	L	24	7	.774	0	1	24	8	.750	14	4	1st
11	Dayton	Atlantic 10	L	25	8	.758	2	1	27	9	.750	13	5	T2nd
1	Duke	Atlantic Coast	L	29	4	.879	6	0	35	4	.897	15	3	2nd
13	Eastern Wash.	Big Sky	Q	26	8	.765	0	1	26	9	.743	14	4	T1st
4	Georgetown	Big East	L	21	10	.677	1	1	22	11	.667	12	6	T2nd
10	Georgia	Southeastern	L	21	11	.656	0	1	21	12	.636	11	7	T3rd
14	Georgia St.	Sun Belt	Q	24	9	.727	1	1	25	10	.714	15	5	1st
2	Gonzaga	West Coast	Q	32	2	.941	3	1	35	3	.921	17	1	1st
16	Hampton	Mid-Eastern	Q	16	17	.485	1	1	17	18	.486	8	8	6th
13	Harvard	Ivy	Q	22	7	.759	0	1	22	8	.733	11	3	T1st
10	Indiana	Big Ten	L	20	13	.606	0	1	20	14	.588	9	9	T7th
7	Iowa	Big Ten	L	21	11	.656	1	1	22	12	.647	12	6	T3rd
3	Iowa St.	Big 12	Q	25	8	.758	0	1	25	9	.735	12	6	T2nd
2	Kansas	Big 12	L	26	8	.765	1	1	27	9	.750	13	5	1st
1	Kentucky	Southeastern	Q	34	0	1.000	4	1	38	1	.974	18	0	1st
16	Lafayette	Patriot	Q	20	12	.625	0	1	20	13	.606	9	9	T4th
4	Louisville	Atlantic Coast	L	24	8	.750	3	1	27	9	.750	12	6	4th
9	LSU	Southeastern	L	22	10	.688	0	1	22	11	.667	11	7	T3rd
16	Manhattan	Metro Atlantic	Q	19	13	.594	0	1	19	14	.576	13	7	T3rd
4	Maryland	Big Ten	L	27	6	.818	1	1	28	7	.800	14	4	2nd
7	Michigan St.	Big Ten	L	23	11	.676	4	1	27	12	.692	12	6	T3rd
15	New Mexico St.	Western Athletic	Q	23	10	.697	0	1	23	11	.676	13	1	1st
4	North Carolina	Atlantic Coast	L	24	11	.686	2	1	26	12	.684	11	7	5th
8	North Carolina St.	Atlantic Coast	L	20	13	.606	2	1	22	14	.611	10	8	T6th
15	North Dakota St.	Summit	Q	23	9	.719	0	1	23	10	.697	12	4	T1st
16	North Florida	Atlantic Sun	Q	23	11	.676	0	1	23	12	.657	12	2	1st

Seed	School	Conference	How	Pre-Tourney			Tourney		Final			Conf.		
				W	L	Pct.	W	L	W	L	Pct.	W	L	Fin.
14	Northeastern	Colonial	Q	23	11	.676	0	1	23	12	.657	12	6	T1st
3	Notre Dame	Atlantic Coast	Q	29	5	.853	3	1	32	6	.842	14	4	3rd
10	Ohio St.	Big Ten	L	23	10	.697	1	1	24	11	.686	11	7	6th
3	Oklahoma	Big 12	L	22	10	.688	2	1	24	11	.686	12	6	T2nd
9	Oklahoma St.	Big 12	L	18	13	.581	0	1	18	14	.563	8	10	T6th
11	Ole Miss	Southeastern	L	20	12	.625	1	1	21	13	.618	11	7	T3rd
8	Oregon	Pac-12	L	25	9	.735	1	1	26	10	.722	13	5	T2nd
6	Providence	Big East	L	22	11	.667	0	1	22	12	.647	11	7	4th
9	Purdue	Big Ten	L	21	12	.636	0	1	21	13	.618	12	6	T3rd
16	Robert Morris	Northeast	Q	19	14	.576	1	1	20	15	.571	12	6	T2nd
8	San Diego St.	Mountain West	L	26	8	.765	1	1	27	9	.750	14	4	T1st
6	SMU	American	Q	27	6	.818	0	1	27	7	.794	15	3	1st
9	St. John's (NY)	Big East	L	21	11	.656	0	1	21	12	.636	10	8	5th
12	Stephen F. Austin	Southland	Q	29	4	.879	0	1	29	5	.853	17	1	1st
11	Texas	Big 12	L	20	13	.606	0	1	20	14	.588	8	10	T6th
15	Texas Southern	Southwestern	Q	22	12	.647	0	1	22	13	.629	16	2	1st
14	UAB	Conference USA	Q	19	15	.559	1	1	20	16	.556	12	6	T4th
13	UC Irvine	Big West	Q	21	12	.636	0	1	21	13	.618	11	5	T2nd
11	UCLA	Pac-12	L	20	13	.606	2	1	22	14	.611	11	7	4th
5	UNI	Missouri Valley	Q	30	3	.909	1	1	31	4	.886	16	2	2nd
5	Utah	Pac-12	L	24	8	.750	2	1	26	9	.743	13	5	T2nd
13	Valparaiso	Horizon	Q	28	5	.848	0	1	28	6	.824	13	3	1st
7	VCU	Atlantic 10	Q	26	9	.743	0	1	26	10	.722	12	6	T4th
1	Villanova	Big East	Q	32	2	.941	1	1	33	3	.917	16	2	1st
2	Virginia	Atlantic Coast	L	29	3	.906	1	1	30	4	.882	16	2	1st
5	West Virginia	Big 12	L	23	9	.719	2	1	25	10	.714	11	7	T4th
7	Wichita St.	Missouri Valley	L	28	4	.875	2	1	30	5	.857	17	1	1st
1	Wisconsin	Big Ten	Q	31	3	.912	5	1	36	4	.900	16	2	1st
12	Wofford	Southern	Q	28	6	.824	0	1	28	7	.800	16	2	1st
12	Wyoming	Mountain West	Q	25	9	.735	0	1	25	10	.714	11	7	T4th
6	Xavier	Big East	L	21	13	.618	2	1	23	14	.622	9	9	6th

2016 TOURNAMENT

Seed	School	Conference	How	Pre-Tourney			Tourney		Final			Conf.		
				W	L	Pct.	W	L	W	L	Pct.	W	L	Fin.
6	Arizona	Pac-12	L	25	8	.758	0	1	25	9	.735	12	6	T3rd
16	Austin Peay	Ohio Valley	Q	18	17	.514	0	1	18	18	.500	7	9	8th
5	Baylor	Big 12	L	22	11	.667	0	1	22	12	.647	10	8	T5th
14	Buffalo	Mid-American	Q	20	14	.588	0	1	20	15	.571	10	8	T3rd
9	Butler	Big East	L	21	10	.677	1	1	22	11	.667	10	8	T4th
4	California	Pac-12	L	23	10	.697	0	1	23	11	.676	12	6	T3rd
12	Chattanooga	Southern	Q	29	5	.853	0	1	29	6	.829	15	3	1st
9	Cincinnati	American	L	22	10	.688	0	1	22	11	.667	12	6	T3rd
8	Colorado	Pac-12	L	22	11	.667	0	1	22	12	.647	10	8	5th
15	CSU Bakersfield	Western Athletic	Q	24	8	.750	0	1	24	9	.727	11	3	T2nd
7	Dayton	Atlantic 10	L	25	7	.781	0	1	25	8	.758	14	4	T1st
4	Duke	Atlantic Coast	L	23	10	.697	2	1	25	11	.694	11	7	T5th
16	Fairleigh Dickinson	Northeast	Q	18	14	.563	0	1	18	15	.545	11	7	T2nd
16	FGCU	Atlantic Sun	Q	20	13	.606	1	1	21	14	.600	8	6	T2nd
14	Fresno St.	Mountain West	Q	25	9	.735	0	1	25	10	.714	13	5	2nd
11	Gonzaga	West Coast	Q	26	7	.788	2	1	28	8	.778	15	3	T1st
14	Green Bay	Horizon	Q	23	12	.657	0	1	23	13	.639	11	7	4th
16	Hampton	Mid-Eastern	Q	21	10	.677	0	1	21	11	.656	13	3	1st
13	Hawaii	Big West	Q	27	5	.844	1	1	28	6	.824	13	3	T1st
16	Holy Cross	Patriot	Q	14	19	.424	1	1	15	20	.429	5	13	9th
5	Indiana	Big Ten	L	25	7	.781	2	1	27	8	.771	15	3	1st
13	Iona	Metro Atlantic	Q	22	10	.688	0	1	22	11	.667	16	4	2nd
7	Iowa	Big Ten	L	21	10	.677	1	1	22	11	.667	12	6	T3rd
4	Iowa St.	Big 12	L	21	11	.656	2	1	23	12	.657	10	8	T5th
1	Kansas	Big 12	Q	30	4	.882	3	1	33	5	.868	15	3	1st
4	Kentucky	Southeastern	Q	26	8	.765	1	1	27	9	.750	13	5	T1st
12	Little Rock	Sun Belt	Q	29	4	.879	1	1	30	4	.882	17	3	1st
5	Maryland	Big Ten	L	25	8	.758	2	1	27	9	.750	12	6	T3rd
3	Miami (FL)	Atlantic Coast	L	25	7	.781	2	1	27	8	.771	13	5	T2nd
11	Michigan	Big Ten	L	22	12	.647	1	1	23	13	.639	10	8	8th

Seed	School	Conference	How	Pre-Tourney			Tourney		Final			Conf.		
				W	L	Pct.	W	L	W	L	Pct.	W	L	Fin.
2	Michigan St.	Big Ten	Q	29	5	.853	0	1	29	6	.829	13	5	2nd
15	Middle Tenn.	Conference USA	Q	24	9	.727	1	1	25	10	.714	13	5	2nd
1	North Carolina	Atlantic Coast	Q	28	6	.824	5	1	33	7	.825	14	4	1st
6	Notre Dame	Atlantic Coast	L	21	11	.656	3	1	24	12	.667	11	7	T5th
2	Oklahoma	Big 12	L	25	7	.781	4	1	29	8	.784	12	6	3rd
1	Oregon	Pac-12	Q	28	6	.824	3	1	31	7	.816	14	4	1st
7	Oregon St.	Pac-12	L	19	12	.613	0	1	19	13	.594	9	9	T6th
10	Pittsburgh	Atlantic Coast	L	21	11	.656	0	1	21	12	.636	9	9	T9th
9	Providence	Big East	L	23	10	.697	1	1	24	11	.686	10	8	T4th
5	Purdue	Big Ten	L	26	8	.765	0	1	26	9	.743	12	6	T3rd
8	Saint Joseph's	Atlantic 10	Q	27	7	.794	1	1	28	8	.778	13	5	4th
6	Seton Hall	Big East	Q	25	8	.758	0	1	25	9	.735	12	6	3rd
12	South Dakota St.	Summit	Q	26	7	.788	0	1	26	8	.765	12	4	T1st
8	Southern California	Pac-12	L	21	12	.636	0	1	21	13	.618	9	9	T6th
16	Southern U.	Southwestern	Q	22	12	.647	0	1	22	13	.629	11	7	4th
14	Stephen F. Austin	Southland	Q	27	5	.844	1	1	28	6	.824	18	0	1st
13	Stony Brook	America East	Q	26	6	.813	0	1	26	7	.788	14	2	1st
10	Syracuse	Atlantic Coast	L	19	13	.594	4	1	23	14	.622	9	9	T9th
10	Temple	American	L	21	11	.656	0	1	21	12	.636	14	4	1st
6	Texas	Big 12	L	20	12	.625	0	1	20	13	.606	11	7	4th
3	Texas A&M	Southeastern	L	26	8	.765	2	1	28	9	.757	13	5	T1st
8	Texas Tech	Big 12	L	19	12	.613	0	1	19	13	.594	9	9	7th
11	Tulsa	American	L	20	11	.645	0	1	20	12	.625	12	6	T3rd
9	UConn	American	Q	24	10	.706	1	1	25	11	.694	11	7	6th
15	UNC Asheville	Big South	Q	22	11	.667	0	1	22	12	.647	12	6	T3rd
13	UNCW	Colonial	Q	25	7	.781	0	1	25	8	.758	14	4	T1st
11	UNI	Missouri Valley	Q	22	12	.647	1	1	23	13	.639	11	7	T4th
3	Utah	Pac-12	L	26	8	.765	1	1	27	9	.750	13	5	2nd
11	Vanderbilt	Southeastern	L	19	13	.594	0	1	19	14	.576	11	7	T3rd
10	VCU	Atlantic 10	L	24	10	.706	1	1	25	11	.694	14	4	T1st
2	Villanova	Big East	L	29	5	.853	6	0	35	5	.875	16	2	1st
1	Virginia	Atlantic Coast	L	26	7	.788	3	1	29	8	.784	13	5	T2nd
15	Weber St.	Big Sky	Q	26	8	.765	0	1	26	9	.743	15	3	1st
3	West Virginia	Big 12	L	26	8	.765	0	1	26	9	.743	13	5	2nd
11	Wichita St.	Missouri Valley	L	24	8	.750	2	1	26	9	.743	16	2	1st
7	Wisconsin	Big Ten	L	20	12	.625	2	1	22	13	.629	12	6	T3rd
2	Xavier	Big East	L	27	5	.844	1	1	28	6	.824	14	4	2nd
12	Yale	Ivy League	Q	22	6	.786	1	1	23	7	.767	13	1	1st

2017 TOURNAMENT

Seed	School	Conference	How	Pre-Tourney			Tourney		Final			Conf.		
				W	L	Pct.	W	L	W	L	Pct.	W	L	Fin.
2	Arizona	Pac-12	Q	30	4	.882	2	1	32	5	.865	16	2	T1st
8	Arkansas	Southeastern	L	25	9	.735	1	1	26	10	.722	12	6	T3rd
3	Baylor	Big 12	L	25	7	.781	2	1	27	8	.771	12	6	T2nd
13	Bucknell	Patriot	Q	26	8	.765	0	1	26	9	.743	15	3	1st
4	Butler	Big East	L	23	8	.742	2	1	25	9	.735	12	6	2nd
6	Cincinnati	American	L	29	5	.853	1	1	30	6	.833	16	2	2nd
6	Creighton	Big East	L	25	9	.735	0	1	25	10	.714	10	8	T3rd
7	Dayton	Atlantic 10	L	24	7	.774	0	1	24	8	.750	15	3	1st
2	Duke	Atlantic Coast	Q	27	8	.771	1	1	28	9	.757	11	7	T5th
13	ETSU	Southern	Q	27	7	.794	0	1	27	8	.771	14	4	T1st
14	FGCU	Atlantic Sun	Q	26	7	.788	0	1	26	8	.765	12	2	1st
4	Florida	Southeastern	L	24	8	.750	3	1	27	9	.750	14	4	2nd
3	Florida St.	Atlantic Coast	L	25	8	.758	1	1	26	9	.743	12	6	T2nd
1	Gonzaga	West Coast	Q	32	1	.970	5	1	37	2	.949	17	1	1st
14	Iona	Metro Atlantic	Q	23	11	.676	0	1	23	12	.657	12	8	T3rd
5	Iowa St.	Big 12	Q	23	10	.697	1	1	24	11	.686	12	6	T2nd
15	Jacksonville St.	Ohio Valley	Q	20	14	.588	0	1	20	15	.571	9	7	T4th
1	Kansas	Big 12	L	28	4	.875	3	1	31	5	.861	16	2	1st
11	Kansas St.	Big 12	L	20	13	.606	1	1	21	14	.600	8	10	6th
14	Kent St.	Mid-American	Q	20	12	.625	0	1	20	13	.606	10	8	T6th
2	Kentucky	Southeastern	Q	29	5	.853	3	1	32	6	.842	16	2	1st
2	Louisville	Atlantic Coast	L	24	8	.750	1	1	25	9	.735	12	6	T2nd
10	Marquette	Big East	L	19	12	.613	0	1	19	13	.594	10	8	T3rd

Seed	School	Conference	How	Pre-Tourney			Tourney		Final			Conf.		
				W	L	Pct.	W	L	W	L	Pct.	W	L	Fin.
6	Maryland	Big Ten	L	24	8	.750	0	1	24	9	.727	12	6	T2nd
8	Miami (FL)	Atlantic Coast	L	21	11	.656	0	1	21	12	.636	10	9	9th
7	Michigan	Big Ten	Q	24	11	.686	2	1	26	12	.684	10	8	T5th
9	Michigan St.	Big Ten	L	19	14	.576	1	1	20	15	.571	10	8	T5th
12	Middle Tenn.	Conference USA	Q	30	4	.882	1	1	31	5	.861	17	1	1st
5	Minnesota	Big Ten	L	24	9	.727	0	1	24	10	.706	11	7	4th
16	Mount St. Mary's	Northeast	Q	19	15	.559	1	1	20	16	.556	14	4	1st
16	N.C. Central	Mid-Eastern	Q	25	8	.758	0	1	25	9	.735	13	3	1st
12	Nevada	Mountain West	Q	28	6	.824	0	1	28	7	.800	14	4	1st
14	New Mexico St.	Western Athletic	Q	28	5	.848	0	1	28	6	.824	11	3	T2nd
16	New Orleans	Southland	Q	20	11	.645	0	1	20	12	.625	13	5	1st
1	North Carolina	Atlantic Coast	L	27	7	.794	6	0	33	7	.825	14	4	1st
15	North Dakota	Big Sky	Q	22	8	.733	0	1	22	9	.710	14	4	1st
15	Northern Ky.	Horizon	Q	24	10	.706	0	1	24	11	.686	12	6	T3rd
8	Northwestern	Big Ten	L	23	11	.676	1	1	24	12	.667	10	8	T5th
5	Notre Dame	Atlantic Coast	L	25	9	.735	1	1	26	10	.722	12	6	T2nd
10	Oklahoma St.	Big 12	L	20	12	.625	0	1	20	13	.606	9	9	5th
3	Oregon	Pac-12	L	29	5	.853	4	1	33	6	.846	16	2	T1st
12	Princeton	Ivy	Q	23	6	.793	0	1	23	7	.767	14	0	1st
11	Providence	Big East	L	20	12	.625	0	1	20	13	.606	10	8	T3rd
4	Purdue	Big Ten	L	25	7	.781	2	1	27	8	.771	14	4	1st
11	Rhode Island	Atlantic 10	Q	24	9	.727	1	1	25	10	.714	13	5	T3rd
7	Saint Mary's (CA)	West Coast	L	28	4	.875	1	1	29	5	.853	16	2	2nd
9	Seton Hall	Big East	L	21	11	.656	0	1	21	12	.636	10	8	T3rd
6	SMU	American	Q	30	4	.882	0	1	30	5	.857	17	1	1st
7	South Carolina	Southeastern	L	22	10	.688	4	1	26	11	.703	12	6	T3rd
16	South Dakota St.	Summit	Q	18	16	.529	0	1	18	17	.514	8	8	T4th
11	Southern California	Pac-12	L	24	9	.727	2	1	26	10	.722	10	8	T5th
16	Texas Southern	Southwestern	Q	23	11	.676	0	1	23	12	.657	16	2	1st
15	Troy	Sun Belt	Q	22	14	.611	0	1	22	15	.595	10	8	T6th
16	UC Davis	Big West	Q	22	12	.647	1	1	23	13	.639	11	5	2nd
3	UCLA	Pac-12	L	29	4	.879	2	1	31	5	.861	15	3	3rd
12	UNCW	Colonial	Q	29	5	.853	0	1	29	6	.829	15	3	1st
9	Vanderbilt	Southeastern	L	19	15	.559	0	1	19	16	.543	10	8	T5th
10	VCU	Atlantic 10	L	26	8	.765	0	1	26	9	.743	14	4	2nd
13	Vermont	America East	Q	29	5	.853	0	1	29	6	.829	16	0	1st
1	Villanova	Big East	Q	31	3	.912	1	1	32	4	.889	15	3	1st
5	Virginia	Atlantic Coast	L	22	9	.710	1	1	23	10	.697	11	7	T5th
9	Virginia Tech	Atlantic Coast	L	22	10	.688	0	1	22	11	.667	10	8	T7th
11	Wake Forest	Atlantic Coast	L	19	13	.594	0	1	19	14	.576	9	9	9th
4	West Virginia	Big 12	L	26	8	.765	2	1	28	9	.757	12	6	T2nd
10	Wichita St.	Missouri Valley	Q	30	4	.882	1	1	31	5	.861	17	1	T1st
13	Winthrop	Big South	Q	26	6	.813	0	1	26	7	.788	15	3	T1st
8	Wisconsin	Big Ten	L	25	9	.735	2	1	27	10	.730	12	6	T2nd
11	Xavier	Big East	L	21	12	.636	3	1	24	13	.649	9	9	7th

2018 TOURNAMENT

Seed	School	Conference	How	Pre-Tourney			Tourney		Final			Conf.		
				W	L	Pct.	W	L	W	L	Pct.	W	L	Fin.
9	Alabama	Southeastern	L	19	15	.559	1	1	20	16	.556	8	10	T9th
4	Arizona	Pac-12	Q	27	7	.794	0	1	27	8	.771	14	4	1st
11	Arizona St.	Pac-12	L	20	11	.645	0	1	20	12	.625	8	10	9th
7	Arkansas	Southeastern	L	23	11	.676	0	1	23	12	.657	10	8	T4th
4	Auburn	Southeastern	L	25	7	.781	1	1	26	8	.765	13	5	T1st
14	Bucknell	Patriot	Q	25	9	.735	0	1	25	10	.714	16	2	1st
13	Buffalo	Mid-American	Q	26	8	.765	1	1	27	9	.750	15	3	1st
10	Butler	Big East	L	20	13	.606	1	1	21	14	.600	15	3	1st
15	Cal St. Fullerton	Big West	Q	20	11	.645	0	1	20	12	.625	10	6	4th
2	Cincinnati	American	Q	30	4	.882	1	1	31	5	.861	16	2	1st
5	Clemson	Atlantic Coast	L	23	9	.719	2	1	25	10	.714	11	7	T3rd
13	Col. of Charleston	Colonial	Q	26	7	.788	0	1	26	8	.765	14	4	T1st
8	Creighton	Big East	L	21	11	.656	0	1	21	12	.636	10	8	T3rd
12	Davidson	Atlantic 10	Q	21	11	.656	0	1	21	12	.636	13	5	3rd
2	Duke	Atlantic Coast	L	26	7	.788	3	1	29	8	.784	13	5	2nd
6	Florida	Southeastern	L	20	12	.625	1	1	21	13	.618	11	7	3rd

Seed	School	Conference	How	Pre-Tourney			Tourney		Final			Conf.		
				W	L	Pct.	W	L	W	L	Pct.	W	L	Fin.
9	Florida St.	Atlantic Coast	L	20	11	.645	3	1	23	12	.657	9	9	T8th
15	Georgia St.	Sun Belt	Q	24	10	.706	0	1	24	11	.686	12	6	2nd
4	Gonzaga	West Coast	Q	30	4	.882	2	1	32	5	.865	17	1	1st
6	Houston	American	L	26	7	.788	1	1	27	8	.771	14	4	T2nd
15	Iona	Metro Atlantic	Q	20	13	.606	0	1	20	14	.588	11	7	4th
1	Kansas	Big 12	Q	27	7	.794	4	1	31	8	.795	13	5	1st
9	Kansas St.	Big 12	L	22	11	.667	3	1	25	12	.676	10	8	4th
5	Kentucky	Southeastern	Q	24	10	.706	2	1	26	11	.703	10	8	T4th
15	Lipscomb	Atlantic Sun	Q	23	9	.719	0	1	23	10	.697	10	4	2nd
16	LIU Brooklyn	Northeast	Q	18	16	.529	0	1	18	17	.514	10	8	T4th
11	Loyola Chicago	Missouri Valley	Q	28	5	.848	4	1	32	6	.842	15	3	1st
13	Marshall	Conference USA	Q	24	10	.706	1	1	25	11	.694	12	6	4th
6	Miami (FL)	Atlantic Coast	L	22	9	.710	0	1	22	10	.688	11	7	T3rd
3	Michigan	Big Ten	Q	28	7	.800	5	1	33	8	.805	13	5	T4th
3	Michigan St.	Big Ten	L	29	4	.879	1	1	30	5	.857	16	2	1st
8	Missouri	Southeastern	L	20	12	.625	0	1	20	13	.606	10	8	T4th
14	Montana	Big Sky	Q	26	7	.788	0	1	26	8	.765	16	2	1st
12	Murray St.	Ohio Valley	Q	26	5	.839	0	1	26	6	.813	16	2	1st
16	N.C. Central	Mid-Eastern	Q	19	15	.559	0	1	19	16	.543	9	7	6th
9	NC State	Atlantic Coast	L	21	11	.656	0	1	21	12	.636	11	7	T3rd
7	Nevada	Mountain West	L	27	7	.794	2	1	29	8	.784	15	3	1st
12	New Mexico St.	Western Athletic	Q	28	5	.848	0	1	28	6	.824	12	2	1st
2	North Carolina	Atlantic Coast	L	25	10	.714	1	1	26	11	.703	11	7	T3rd
5	Ohio St.	Big Ten	L	24	8	.750	1	1	25	9	.735	15	3	T2nd
10	Oklahoma	Big 12	L	18	13	.581	0	1	18	14	.563	8	10	T6th
16	Penn	Ivy	Q	24	8	.750	0	1	24	9	.727	12	2	T1st
10	Providence	Big East	L	21	13	.618	0	1	21	14	.600	10	8	T3rd
2	Purdue	Big Ten	L	28	6	.824	2	1	30	7	.811	15	3	T2nd
16	Radford	Big South	Q	22	12	.647	1	1	23	13	.639	12	6	T2nd
7	Rhode Island	Atlantic 10	L	25	7	.781	1	1	26	8	.765	15	3	1st
11	San Diego St.	Mountain West	Q	22	10	.688	0	1	22	11	.667	11	7	T4th
8	Seton Hall	Big East	L	21	11	.656	1	1	22	12	.647	10	8	T3rd
14	SFA	Southland	Q	28	6	.824	0	1	28	7	.800	14	4	3rd
12	South Dakota St.	Summit	Q	28	6	.824	0	1	28	7	.800	13	1	1st
11	St. Bonaventure	Atlantic 10	L	25	7	.781	1	1	26	8	.765	14	4	2nd
11	Syracuse	Atlantic Coast	L	20	13	.606	3	1	23	14	.622	8	10	T10th
6	TCU	Big 12	L	21	11	.656	0	1	21	12	.636	9	9	5th
3	Tennessee	Southeastern	L	25	8	.758	1	1	26	9	.743	13	5	T1st
10	Texas	Big 12	L	19	14	.576	0	1	19	15	.559	8	10	T6th
7	Texas A&M	Southeastern	L	20	12	.625	2	1	22	13	.629	9	9	T7th
16	Texas Southern	Southwestern	Q	15	19	.441	1	1	16	20	.444	12	6	T2nd
3	Texas Tech	Big 12	L	24	9	.727	3	1	27	10	.730	11	7	T2nd
11	UCLA	Pac-12	L	21	11	.656	0	1	21	12	.636	11	7	T3rd
16	UMBC	America East	Q	24	10	.706	1	1	25	11	.694	12	4	2nd
13	UNCG	Southern	Q	27	7	.794	0	1	27	8	.771	18	3	1st
1	Villanova	Big East	Q	30	4	.882	6	0	36	4	.900	14	4	2nd
1	Virginia	Atlantic Coast	Q	31	2	.939	0	1	31	3	.912	17	1	1st
8	Virginia Tech	Atlantic Coast	L	21	11	.656	0	1	21	12	.636	10	8	7th
5	West Virginia	Big 12	L	24	10	.706	2	1	26	11	.703	11	7	T2nd
4	Wichita St.	American	L	25	7	.781	0	1	25	8	.758	14	4	T2nd
14	Wright St.	Horizon	Q	25	9	.735	0	1	25	10	.714	14	4	2nd
1	Xavier	Big East	L	28	5	.848	1	1	29	6	.829	15	3	1st

2019 TOURNAMENT

Seed	School	Conference	How	Pre-Tourney			Tourney		Final			Conf.		
				W	L	Pct.	W	L	W	L	Pct.	W	L	Fin.
15	Abilene Christian	Southland	Q	27	6	.818	0	1	27	7	.794	14	4	2nd
11	Arizona St.	Pac-12	L	22	10	.688	1	1	23	11	.676	12	6	2nd
5	Auburn	Southeastern	Q	26	9	.743	4	1	30	10	.750	11	7	T4th
9	Baylor	Big 12	L	19	13	.594	1	1	20	14	.588	10	8	4th
11	Belmont	Ohio Valley	L	26	5	.839	1	1	27	6	.818	16	2	T1st
15	Bradley	Missouri Valley	Q	20	14	.588	0	1	20	15	.571	9	9	T5th
6	Buffalo	Mid-American	Q	31	3	.912	1	1	32	4	.889	16	2	1st
7	Cincinnati	American	Q	28	6	.824	0	1	28	7	.800	14	4	2nd
15	Colgate	Patriot	Q	24	10	.706	0	1	24	11	.686	13	5	T1st

Seed	School	Conference	How	Pre-Tourney			Tourney		Final			Conf.		
				W	L	Pct.	W	L	W	L	Pct.	W	L	Fin.
1	Duke	Atlantic Coast	Q	29	5	.853	3	1	32	6	.842	14	4	3rd
16	Fairleigh Dickinson	Northeast	Q	20	13	.606	1	1	21	14	.600	12	6	T1st
10	Florida	Southeastern	L	19	15	.559	1	1	20	16	.556	9	9	8th
4	Florida St.	Atlantic Coast	L	27	7	.794	2	1	29	8	.784	13	5	4th
16	Gardner-Webb	Big South	Q	23	11	.676	0	1	23	12	.657	10	6	T3rd
14	Georgia St.	Sun Belt	Q	24	9	.727	0	1	24	10	.706	13	5	1st
1	Gonzaga	West Coast	L	30	3	.909	3	1	33	4	.892	16	0	1st
3	Houston	American	L	31	3	.912	2	1	33	4	.892	16	2	1st
16	Iona	Metro Atlantic	Q	17	15	.531	0	1	17	16	.515	12	6	1st
10	Iowa	Big Ten	L	22	11	.667	1	1	23	12	.657	10	10	6th
6	Iowa St.	Big 12	Q	23	11	.676	0	1	23	12	.657	9	9	5th
4	Kansas	Big 12	L	25	9	.735	1	1	26	10	.722	12	6	3rd
4	Kansas St.	Big 12	L	25	9	.735	0	1	25	10	.714	14	4	T1st
2	Kentucky	Southeastern	L	27	6	.818	3	1	30	7	.811	15	3	T2nd
12	Liberty	Atlantic Sun	Q	28	6	.824	1	1	29	7	.806	14	2	T1st
7	Louisville	Atlantic Coast	L	20	13	.606	0	1	20	14	.588	10	8	T6th
3	LSU	Southeastern	L	26	6	.813	2	1	28	7	.800	16	2	1st
5	Marquette	Big East	L	24	9	.727	0	1	24	10	.706	12	6	2nd
6	Maryland	Big Ten	L	22	10	.688	1	1	23	11	.676	13	7	5th
2	Michigan	Big Ten	L	28	6	.824	2	1	30	7	.811	15	5	3rd
2	Michigan St.	Big Ten	Q	28	6	.824	4	1	32	7	.821	16	4	T1st
10	Minnesota	Big Ten	L	21	13	.618	1	1	22	14	.611	9	11	7th
5	Mississippi St.	Southeastern	L	23	10	.697	0	1	23	11	.676	10	8	T6th
15	Montana	Big Sky	Q	26	8	.765	0	1	26	9	.743	16	4	1st
12	Murray St.	Ohio Valley	Q	27	4	.871	1	1	28	5	.848	16	2	T1st
7	Nevada	Mountain West	L	29	4	.879	0	1	29	5	.853	15	3	T1st
12	New Mexico St.	Western Athletic	Q	30	4	.882	0	1	30	5	.857	15	1	1st
16	N.C. Central	Mid-Eastern	Q	18	15	.545	0	1	18	16	.529	10	6	T3rd
1	North Carolina	Atlantic Coast	L	27	6	.818	2	1	29	7	.806	16	2	T1st
16	North Dakota St.	Summit	Q	18	15	.545	1	1	19	16	.543	9	7	T3rd
13	Northeastern	Colonial	Q	23	10	.697	0	1	23	11	.676	14	4	2nd
14	Northern Ky.	Horizon	Q	26	8	.765	0	1	26	9	.743	13	5	T1st
11	Ohio St.	Big Ten	L	19	14	.576	1	1	20	15	.571	8	12	T8th
9	Oklahoma	Big 12	L	19	13	.594	1	1	20	14	.588	7	11	T7th
14	Old Dominion	Conference USA	Q	26	8	.765	0	1	26	9	.743	13	5	1st
8	Ole Miss	Southeastern	L	20	12	.625	0	1	20	13	.606	10	8	T6th
12	Oregon	Pac-12	Q	23	12	.657	2	1	25	13	.658	10	8	T4th
16	Prairie View	Southwestern	Q	22	12	.647	0	1	22	13	.629	17	1	1st
3	Purdue	Big Ten	L	23	9	.719	3	1	26	10	.722	16	4	T1st
13	Saint Louis	Atlantic 10	Q	23	12	.657	0	1	23	13	.639	10	8	T6th
11	Saint Mary's (CA)	West Coast	Q	22	11	.667	0	1	22	12	.647	11	5	T2nd
10	Seton Hall	Big East	L	20	13	.606	0	1	20	14	.588	9	9	T3rd
11	St. John's (NY)	Big East	L	21	12	.636	0	1	21	13	.618	8	10	7th
8	Syracuse	Atlantic Coast	L	20	13	.606	0	1	20	14	.588	10	8	T6th
11	Temple	American	L	23	9	.719	0	1	23	10	.697	13	5	T3rd
2	Tennessee	Southeastern	L	29	5	.853	2	1	31	6	.838	15	3	T2nd
3	Texas Tech	Big 12	L	26	6	.813	5	1	31	7	.816	14	4	T1st
9	UCF	American	L	23	8	.742	1	1	24	9	.727	13	5	T3rd
13	UC Irvine	Big West	Q	30	5	.857	1	1	31	6	.838	15	1	1st
8	Utah St.	Mountain West	Q	28	6	.824	0	1	28	7	.800	15	3	T1st
8	VCU	Atlantic 10	L	25	7	.781	0	1	25	8	.758	16	2	1st
13	Vermont	American East	Q	27	6	.818	0	1	27	7	.794	14	2	1st
6	Villanova	Big East	Q	25	9	.735	1	1	26	10	.722	13	5	1st
1	Virginia	Atlantic Coast	L	29	3	.906	6	0	35	3	.921	16	2	T1st
4	Virginia Tech	Atlantic Coast	L	24	8	.750	2	1	26	9	.743	12	6	5th
9	Washington	Pac-12	L	26	8	.765	1	1	27	9	.750	15	3	1st
5	Wisconsin	Big Ten	L	23	10	.697	0	1	23	11	.676	14	6	4th
7	Wofford	Southern	Q	29	4	.879	1	1	30	5	.857	18	0	1st
14	Yale	Ivy	Q	22	7	.759	0	1	22	8	.733	10	4	T1st

2020 TOURNAMENT

Championship canceled due to COVID-19 pandemic.

2021 TOURNAMENT

Seed	School	Conference	How	Pre-Tourney			Tourney		Final			Conf.		
				W	L	Pct.	W	L	W	L	Pct.	W	L	Fin.
14	Abilene Christian	Southland	Q	23	4	.852	1	1	24	5	.828	13	2	2nd
2	Alabama	Southeastern	Q	24	6	.800	2	1	26	7	.788	16	2	1st
16	App State	Sun Belt	Q	17	11	.607	0	1	17	12	.586	7	8	T7th
3	Arkansas	Southeastern	L	22	6	.786	3	1	25	7	.781	13	4	2nd
1	Baylor	Big 12	L	22	2	.917	6	0	28	2	.933	13	1	1st
6	BYU	West Coast	L	20	6	.769	0	1	20	7	.741	10	3	2nd
7	Clemson	Atlantic Coast	L	16	7	.696	0	1	16	8	.667	10	6	T5th
15	Cleveland St.	Horizon	Q	19	7	.731	0	1	19	8	.704	16	4	T1st
14	Colgate	Patriot	Q	14	1	.933	0	1	14	2	.875	11	1	1st
5	Colorado	Pac-12	L	22	8	.733	1	1	23	9	.719	14	6	3rd
5	Creighton	Big East	L	20	8	.714	2	1	22	9	.710	14	6	2nd
11	Drake	Missouri Valley	L	25	4	.862	1	1	26	5	.839	15	3	2nd
16	Drexel	Colonial	Q	12	7	.632	0	1	12	8	.600	4	5	6th
14	Eastern Washington	Big Sky	Q	16	7	.696	0	1	16	8	.667	12	3	T2nd
7	Florida	Southeastern	L	14	9	.609	1	1	15	10	.600	9	7	5th
4	Florida St.	Atlantic Coast	L	16	6	.727	2	1	18	7	.720	11	4	2nd
12	Georgetown	Big East	Q	13	12	.520	0	1	13	13	.500	7	9	8th
9	Georgia Tech	Atlantic Coast	Q	17	8	.680	0	1	17	9	.654	11	6	4th
1	Gonzaga	West Coast	Q	26	0	1.000	5	1	31	1	.969	15	0	1st
15	Grand Canyon	Western Athletic	Q	17	6	.739	0	1	17	7	.708	9	3	1st
16	Hartford	America East	Q	15	8	.652	0	1	15	9	.625	8	6	4th
2	Houston	American Athletic	Q	24	3	.889	4	1	28	4	.875	14	3	2nd
1	Illinois	Big Ten	Q	23	6	.793	1	1	24	7	.774	16	4	2nd
15	Iona	Metro Atlantic	Q	12	5	.706	0	1	12	6	.667	6	3	2nd
2	Iowa	Big Ten	L	21	8	.724	1	1	22	9	.710	14	6	3rd
3	Kansas	Big 12	L	20	8	.714	1	1	21	9	.700	12	6	2nd
13	Liberty	ASUN	Q	23	5	.821	0	1	23	6	.793	11	2	1st
8	Loyola Chicago	Missouri Valley	Q	24	4	.857	2	1	26	5	.839	16	2	1st
8	LSU	Southeastern	L	18	9	.667	1	1	19	10	.655	11	6	3rd
10	Maryland	Big Ten	L	16	13	.552	1	1	17	14	.548	9	11	T8th
1	Michigan	Big Ten	L	20	4	.833	3	1	23	5	.821	14	3	1st
11	Michigan St.	Big Ten	L	15	12	.556	0	1	15	13	.536	9	11	T8th
9	Missouri	Southeastern	L	16	9	.640	0	1	16	10	.615	8	8	7th
14	Morehead St.	Ohio Valley	Q	23	7	.767	0	1	23	8	.742	17	3	2nd
16	Mount St. Mary's	Northeast	Q	12	10	.545	0	1	12	11	.522	9	7	T3rd
16	Norfolk St.	Mid-Eastern	Q	16	7	.696	1	1	17	8	.680	8	4	T2nd
8	North Carolina	Atlantic Coast	L	18	10	.643	0	1	18	11	.621	10	6	T6th
13	North Texas	Conference USA	Q	17	9	.654	1	1	18	10	.643	9	5	T5th
13	Ohio	Mid-American	Q	16	7	.696	1	1	17	8	.680	9	5	5th
2	Ohio St.	Big Ten	L	21	9	.700	0	1	21	10	.677	12	8	5th
8	Oklahoma	Big 12	L	15	10	.600	1	1	16	11	.593	9	8	T6th
4	Oklahoma St.	Big 12	L	20	8	.714	1	1	21	9	.700	11	7	5th
15	Oral Roberts	Summit	Q	16	10	.615	2	1	18	11	.621	10	5	4th
7	Oregon*	Pac-12	L	20	6	.769	1	1	21	7	.750	14	4	1st
12	Oregon St.	Pac-12	Q	17	12	.586	3	1	20	13	.606	10	10	T6th
4	Purdue	Big Ten	L	18	9	.667	0	1	18	10	.643	13	6	4th
10	Rutgers	Big Ten	L	15	11	.577	1	1	16	12	.571	10	10	T6th
6	San Diego St.	Mountain West	Q	23	4	.852	0	1	23	5	.821	14	3	1st
6	Southern California	Pac-12	L	22	7	.759	3	1	25	8	.758	15	5	2nd
9	St. Bonaventure	Atlantic 10	Q	16	4	.800	0	1	16	5	.762	11	4	1st
11	Syracuse	Atlantic Coast	L	16	9	.640	2	1	18	10	.643	9	7	8th
5	Tennessee	Southeastern	L	18	8	.692	0	1	18	9	.667	10	7	4th
3	Texas	Big 12	Q	19	7	.731	0	1	19	8	.704	11	6	T3rd
16	Texas Southern	Southwestern	Q	16	8	.667	1	1	17	9	.654	10	3	3rd
6	Texas Tech	Big 12	L	17	10	.630	1	1	18	11	.621	9	8	T6th
12	UC Santa Barbara	Big West	Q	22	4	.846	0	1	22	5	.815	13	3	1st
11	UCLA	Pac-12	L	17	9	.654	5	1	22	10	.688	13	6	4th
7	UConn	Big East	L	15	7	.682	0	1	15	8	.652	11	6	3rd
13	UNC Greensboro	Southern	Q	21	8	.724	0	1	21	9	.700	13	5	1st
11	Utah St.	Mountain West	L	20	8	.714	0	1	20	9	.690	15	4	2nd
10	VCU*	Atlantic 10	L	19	7	.731	0	0	19	7	.731	10	4	2nd
5	Villanova	Big East	L	16	6	.727	2	1	18	7	.720	11	4	1st
4	Virginia	Atlantic Coast	L	18	6	.750	0	1	18	7	.720	13	4	1st
10	Virginia Tech	Atlantic Coast	L	15	6	.714	0	1	15	7	.682	9	4	3rd
3	West Virginia	Big 12	L	18	9	.667	1	1	19	10	.655	11	6	T3rd

Seed	School	Conference	How	Pre-Tourney			Tourney		Final			Conf.		
				W	L	Pct.	W	L	W	L	Pct.	W	L	Fin.
11	Wichita St.	American Athletic	L	16	5	.762	0	1	16	6	.727	11	2	1st
12	Winthrop	Big South	Q	23	1	.958	0	1	23	2	.920	17	1	1st
9	Wisconsin	Big Ten	L	17	12	.586	1	1	18	13	.581	10	10	6th

*Oregon advanced to the second round over VCU via the no-contest rule. ^The Ivy League did not participate in the 2020-21 season, resulting in 37 at-large teams and 31 automatic qualifiers.

2022 TOURNAMENT

Seed	School	Conference	How	Pre-Tourney			Tourney		Final			Conf.		
				W	L	Pct.	W	L	W	L	Pct.	W	L	Fin.
16	A&M-Corpus Christi	Southland	Q	23	11	0.676	0	1	23	12	.657	7	7	4th
13	Akron	Mid-American	Q	24	9	.727	0	1	24	10	.706	14	6	T3rd
6	Alabama	Southeastern	L	19	13	.594	0	1	19	14	.576	9	9	T5th
4	Arkansas	Southeastern	L	25	8	.758	3	1	28	9	.757	13	5	4th
1	Arizona	Pac-12	Q	31	3	.912	2	1	33	4	.892	18	2	1st
2	Auburn	Southeastern	L	27	5	.844	1	1	28	6	.824	15	3	1st
1	Baylor	Big 12	L	26	6	.813	1	1	27	7	.794	14	4	T1st
8	Boise St.	Mountain West	Q	27	7	.794	0	1	27	8	.771	15	3	1st
16	Bryant	Northeast	Q	22	9	.710	0	1	22	10	.688	16	2	1st
15	Cal St. Fullerton	Big West	Q	21	10	.677	0	1	21	11	.656	11	4	2nd
13	Chattanooga	Southern	Q	27	7	.794	0	1	27	8	.771	14	4	1st
14	Colgate	Patriot	Q	23	11	.676	0	1	23	12	.657	16	2	1st
6	Colorado St.	Mountain West	L	25	5	.833	0	1	25	6	.806	14	4	2nd
9	Creighton	Big East	L	22	11	.667	1	1	23	12	.657	12	7	4th
10	Davidson	Atlantic 10	L	27	6	.818	0	1	27	7	.794	15	3	1st
15	Delaware	Colonial	Q	22	12	.647	0	1	22	13	.629	10	8	T4th
2	Duke	Atlantic Coast	L	28	6	.824	4	1	32	7	.821	16	4	1st
16	Georgia St.	Sun Belt	Q	18	10	.643	0	1	18	11	.621	9	5	3rd
1	Gonzaga	West Coast	Q	26	3	.897	2	1	28	4	.875	13	1	1st
5	Houston	American Athletic	Q	29	5	.853	3	1	32	6	.842	15	3	1st
4	Illinois	Big Ten	L	22	9	.710	1	1	23	10	.697	15	5	T1st
12	Indiana	Big Ten	L	20	13	.606	1	1	21	14	.600	9	11	9th
5	Iowa	Big Ten	Q	26	9	.743	0	1	26	10	.722	12	8	T4th
11	Iowa St.	Big 12	L	20	12	.625	2	1	22	13	.629	7	11	T7th
15	Jacksonville St.	ASUN	Q	21	10	.677	0	1	21	11	.656	13	3	1st
1	Kansas	Big 12	Q	28	6	.824	6	0	34	6	.850	14	4	T1st
2	Kentucky	Southeastern	L	26	7	.788	0	1	26	8	.765	14	4	T3rd
14	Longwood	Big South	Q	26	6	.813	0	1	26	7	.788	15	1	1st
10	Loyola Chicago	Missouri Valley	Q	25	7	.781	0	1	25	8	.758	13	5	T2nd
6	LSU	Southeastern	L	22	11	.667	0	1	22	12	.647	9	9	T5th
9	Marquette	Big East	L	19	12	.613	0	1	19	13	.594	11	8	T5th
9	Memphis	American Athletic	L	21	10	.677	1	1	22	11	.667	13	5	3rd
10	Miami (FL)	Atlantic Coast	L	23	10	.697	3	1	26	11	.703	14	6	4th
11	Michigan	Big Ten	L	17	14	.548	2	1	19	15	.559	11	9	T7th
7	Michigan St.	Big Ten	L	22	12	.647	1	1	23	13	.639	11	9	T7th
14	Montana St.	Big Sky	Q	27	7	.794	0	1	27	8	.771	16	4	1st
7	Murray St.	Ohio Valley	Q	30	2	.938	1	1	31	3	.912	18	0	1st
12	New Mexico St.	Western Athletic	Q	26	6	.813	1	1	27	7	.794	14	4	T1st
16	Norfolk St.	Mid-Eastern	Q	24	6	.800	0	1	24	7	.774	12	2	1st
8	North Carolina	Atlantic Coast	L	24	9	.727	5	1	29	10	.744	15	5	T2nd
11	Notre Dame	Atlantic Coast	L	22	10	.688	2	1	24	11	.686	15	5	T2nd
7	Ohio St.	Big Ten	L	19	11	.633	1	1	20	12	.625	12	8	T4th
4	Providence	Big East	L	25	5	.833	2	1	27	6	.818	14	3	1st
3	Purdue	Big Ten	L	27	7	.794	2	1	29	8	.784	14	6	3rd
12	Richmond	Atlantic 10	Q	23	12	.657	1	1	24	13	.649	10	8	6th
11	Rutgers	Big Ten	L	18	13	.581	0	1	18	14	.563	12	8	T4th
5	Saint Mary's (CA)	West Coast	L	25	7	.781	1	1	26	8	.765	12	3	2nd
15	Saint Peter's	Metro Atlantic	Q	19	11	.633	3	1	22	12	.647	14	6	T2nd
8	San Diego St.	Mountain West	L	23	8	.742	0	1	23	9	.719	13	4	3rd
10	San Francisco	West Coast	L	24	9	.727	0	1	24	10	.706	10	6	4th
8	Seton Hall	Big East	L	21	10	.677	0	1	21	11	.656	11	8	T5th
13	South Dakota St.	Summit	Q	30	4	.882	0	1	30	5	.857	18	0	1st
7	Southern California	Pac-12	L	26	7	.788	0	1	26	8	.765	14	6	3rd
9	TCU	Big 12	L	20	12	.625	1	1	21	13	.618	8	10	T5th
3	Tennessee	Southeastern	Q	26	7	.788	1	1	27	8	.771	14	4	T2nd
6	Texas	Big 12	L	21	11	.656	1	1	22	12	.647	10	8	4th

Seed	School	Conference	How	Pre-Tourney			Tourney		Final			Conf.		
				W	L	Pct.	W	L	W	L	Pct.	W	L	Fin.
16	Texas Southern	Southwestern	Q	18	12	.600	1	1	19	13	.594	13	5	2nd
3	Texas Tech	Big 12	L	25	9	.735	2	1	27	10	.730	12	6	3rd
12	UAB	Conference USA	Q	27	7	.794	0	1	27	8	.771	14	4	2nd
4	UCLA	Pac-12	L	25	7	.781	2	1	27	8	.771	15	5	2nd
5	UConn	Big East	L	23	9	.719	0	1	23	10	.697	13	6	3rd
13	Vermont	America East	Q	28	5	.848	0	1	28	6	.824	17	1	1st
2	Villanova	Big East	Q	26	7	.788	4	1	30	8	.789	16	4	2nd
11	Virginia Tech	Atlantic Coast	Q	23	12	.657	0	1	23	13	.639	11	9	7th
3	Wisconsin	Big Ten	L	24	7	.774	1	1	25	8	.758	15	5	T1st
16	Wright St.	Horizon	Q	21	13	.618	1	1	22	14	.611	15	7	4th
12	Wyoming	Mountain West	L	25	8	.758	0	1	25	9	.735	13	5	4th
14	Yale	Ivy	Q	19	11	.633	0	1	19	12	.613	11	3	2nd

2023 TOURNAMENT

Seed	School	Conference	How	Pre-Tourney			Tourney		Final			Conf.		
				W	L	Pct.	W	L	W	L	Pct.	W	L	Fin.
16	A&M-Corpus Christi	Southland	Q	23	10	.697	1	1	24	11	.686	14	4	1st
1	Alabama	Southeastern	Q	29	5	.853	2	1	31	6	.838	16	2	1st
2	Arizona	Pac-12	Q	28	6	.824	0	1	28	7	.800	14	6	T2nd
11	Arizona St.	Pac-12	L	22	12	.647	1	1	23	13	.639	11	9	T5th
8	Arkansas	Southeastern	L	20	13	.606	2	1	22	14	.611	8	10	T9th
9	Auburn	Southeastern	L	20	12	.625	1	1	21	13	.618	10	8	7th
3	Baylor	Big 12	L	22	10	.688	1	1	23	11	.676	11	7	T3rd
10	Boise St.	Mountain West	L	24	9	.727	0	1	24	10	.706	13	5	T2nd
15	Colgate	Patriot	Q	26	8	.765	0	1	26	9	.743	17	1	1st
12	Col. of Charleston	Colonial	Q	31	3	.912	0	1	31	4	.886	16	2	T1st
6	Creighton	Big East	L	21	12	.636	3	1	24	13	.649	14	6	3rd
12	Drake	Missouri Valley	Q	27	7	.794	0	1	27	8	.771	15	5	2nd
5	Duke	Atlantic Coast	Q	26	8	.765	1	1	27	9	.750	14	6	T3rd
9	FAU	Conference USA	Q	31	3	.912	4	1	35	4	.897	18	2	1st
16	FDU	Northeast	Q	19	15	.559	2	1	21	16	.568	10	6	T2nd
13	Furman	Southern	Q	27	7	.794	1	1	28	8	.778	15	3	T1st
3	Gonzaga	West Coast	Q	28	5	.848	3	1	31	6	.838	14	2	T1st
14	Grand Canyon	Western Athletic	Q	24	11	.686	0	1	24	12	.667	11	7	T4th
1	Houston	American Athletic	L	31	3	.912	2	1	33	4	.892	17	1	1st
16	Howard	Mid-Eastern	Q	22	12	.647	0	1	22	13	.629	11	3	1st
9	Illinois	Big Ten	L	20	12	.625	0	1	20	13	.606	11	9	T5th
4	Indiana	Big Ten	L	22	11	.667	1	1	23	12	.657	12	8	T2nd
13	Iona	Metro Atlantic	Q	27	7	.794	0	1	27	8	.771	17	3	1st
8	Iowa	Big Ten	L	19	13	.594	0	1	19	14	.576	11	9	T5th
6	Iowa St.	Big 12	L	19	13	.594	0	1	19	14	.576	9	9	T5th
1	Kansas	Big 12	L	27	7	.794	1	1	28	8	.778	13	5	1st
3	Kansas St.	Big 12	L	23	9	.719	3	1	26	10	.722	11	7	T3rd
14	Kennesaw St.	ASUN	Q	26	8	.765	0	1	26	9	.743	15	3	T1st
13	Kent St.	Mid-American	Q	28	6	.824	0	1	28	7	.800	15	3	1st
6	Kentucky	Southeastern	L	21	11	.656	1	1	22	12	.647	12	6	3rd
13	Louisiana	Sun Belt	Q	26	7	.788	0	1	26	8	.765	13	5	T2nd
2	Marquette	Big East	Q	28	6	.824	1	1	29	7	.806	17	3	1st
8	Maryland	Big Ten	L	21	12	.636	1	1	22	13	.629	11	9	T5th
8	Memphis	American Athletic	Q	26	8	.765	0	1	26	9	.743	13	5	2nd
5	Miami (FL)	Atlantic Coast	L	25	7	.781	4	1	29	8	.784	15	5	T1st
7	Michigan St.	Big Ten	L	19	12	.613	2	1	21	13	.618	11	8	4th
11	Mississippi St.	Southeastern	L	21	12	.636	0	1	21	13	.618	8	10	T9th
7	Missouri	Southeastern	L	24	9	.727	1	1	25	10	.714	11	7	T4th
14	Montana St.	Big Sky	Q	25	9	.735	0	1	25	10	.714	15	3	2nd
11	NC State	Atlantic Coast	L	23	10	.697	0	1	23	11	.676	12	8	6th
11	Nevada	Mountain West	L	22	10	.688	0	1	22	11	.667	12	6	4th
16	Northern Ky.	Horizon	Q	22	12	.647	0	1	22	13	.629	14	6	T2nd
7	Northwestern	Big Ten	L	21	11	.656	1	1	22	12	.647	12	8	T2nd
12	Oral Roberts	Summit	Q	30	4	.882	0	1	30	5	.857	18	0	1st
7	Penn St.	Big Ten	L	22	13	.629	1	1	23	14	.622	10	10	T9th
11	Pittsburgh	Atlantic Coast	L	22	11	.667	2	1	24	12	.667	14	6	T3rd
15	Princeton	Ivy	Q	21	8	.724	2	1	23	9	.719	10	4	T1st
11	Providence	Big East	L	21	11	.656	0	1	21	12	.636	13	7	T4th
1	Purdue	Big Ten	Q	29	5	.853	0	1	29	6	.829	15	5	1st

Seed	School	Conference	How	Pre-Tourney			Tourney		Final			Conf.		
				W	L	Pct.	W	L	W	L	Pct.	W	L	Fin.
5	Saint Mary's (CA)	West Coast	L	26	7	.788	1	1	27	8	.771	14	2	T1st
5	San Diego St.	Mountain West	Q	27	6	.818	5	1	32	7	.821	15	3	1st
16	Southeast Mo. St.	Ohio Valley	Q	19	16	.543	0	1	19	17	.528	10	8	T3rd
10	Southern California	Pac-12	L	22	10	.688	0	1	22	11	.667	14	6	T2nd
6	TCU	Big 12	L	21	12	.636	1	1	22	13	.629	9	9	T5th
4	Tennessee	Southeastern	L	23	10	.697	2	1	25	11	.694	11	7	T4th
2	Texas	Big 12	Q	26	8	.765	3	1	29	9	.763	12	6	2nd
7	Texas A&M	Southeastern	L	25	9	.735	0	1	25	10	.714	15	3	2nd
16	Texas Southern	Southwestern	Q	14	20	.412	0	1	14	21	.400	7	11	8th
2	UCLA	Pac-12	L	29	5	.853	2	1	31	6	.838	18	2	1st
4	UConn	Big East	L	25	8	.758	6	0	31	8	.795	13	7	T4th
14	UC Santa Barbara	Big West	Q	27	7	.794	0	1	27	8	.771	15	5	T1st
15	UNC Asheville	Big South	Q	27	7	.794	0	1	27	8	.771	16	2	1st
10	Utah St.	Mountain West	L	26	8	.765	0	1	26	9	.743	13	5	T2nd
12	VCU	Atlantic 10	Q	27	7	.794	0	1	27	8	.771	15	3	1st
15	Vermont	America East	Q	23	10	.697	0	1	23	11	.676	14	2	1st
4	Virginia	Atlantic Coast	L	25	7	.781	0	1	25	8	.758	15	5	T1st
9	West Virginia	Big 12	L	19	14	.576	0	1	19	15	.559	7	11	8th
3	Xavier	Big East	L	25	9	.735	2	1	27	10	.730	15	5	2nd

2024 TOURNAMENT

Seed	School	Conference	How	Pre-Tourney			Tourney		Final			Conf.		
				W	L	Pct.	W	L	W	L	Pct.	W	L	Fin.
14	Akron	Mid-American	Q	24	10	0.706	0	1	24	11	.686	13	5	2nd
4	Alabama	Southeastern	L	21	11	.656	4	1	25	12	.676	13	5	T2nd
2	Arizona	Pac-12	L	25	8	.758	2	1	27	9	.750	15	5	1st
4	Auburn	Southeastern	Q	27	7	.794	0	1	27	8	.771	13	5	T2nd
3	Baylor	Big 12	L	23	10	.697	1	1	24	11	.686	11	7	T3rd
10	Boise St.	Mountain West	L	22	10	.688	0	1	22	11	.667	13	5	T2nd
6	BYU	Big 12	L	23	10	.697	0	1	23	11	.676	10	8	T5th
6	Clemson	Atlantic Coast	L	21	11	.656	3	1	24	12	.667	11	9	T5th
14	Colgate	Patriot	Q	25	9	.735	0	1	25	10	.714	16	2	1st
13	Col. of Charleston	Coastal	Q	27	7	.794	0	1	27	8	.771	15	3	1st
10	Colorado	Pac-12	L	24	10	.706	2	1	26	11	.703	13	7	3rd
10	Colorado St.	Mountain West	L	24	10	.706	1	1	25	11	.694	10	8	T6th
3	Creighton	Big East	L	23	9	.719	2	1	25	10	.714	14	6	T2nd
7	Dayton	Atlantic 10	L	24	7	.774	1	1	25	8	.758	14	4	3rd
10	Drake	Missouri Valley	Q	28	6	.824	0	1	28	7	.800	16	4	2nd
4	Duke	Atlantic Coast	L	24	8	.750	3	1	27	9	.750	15	5	2nd
11	Duquesne	Atlantic 10	Q	24	11	.686	1	1	25	12	.676	10	8	6th
8	Fla. Atlantic	American Athletic	L	25	8	.758	0	1	25	9	.735	14	4	2nd
7	Florida	Southeastern	L	24	11	.686	0	1	24	12	.667	11	7	6th
5	Gonzaga	West Coast	L	25	7	.781	2	1	27	8	.771	14	2	2nd
16	Grambling	Southwestern	Q	20	14	.588	1	1	21	15	.583	14	4	1st
12	Grand Canyon	Western Athletic	Q	29	4	.879	1	1	30	5	.857	17	3	1st
1	Houston	Big 12	L	30	4	.882	2	1	32	5	.865	15	3	1st
16	Howard	Mid-Eastern	Q	18	16	.529	0	1	18	17	.514	9	5	T2nd
3	Illinois	Big Ten	Q	26	8	.765	3	1	29	9	.763	14	6	2nd
2	Iowa St.	Big 12	Q	27	7	.794	2	1	29	8	.784	13	5	2nd
12	James Madison	Sun Belt	Q	31	3	.912	1	1	32	4	.889	15	3	2nd
4	Kansas	Big 12	L	22	10	.688	1	1	23	11	.676	10	8	T5th
3	Kentucky	Southeastern	L	23	9	.719	0	1	23	10	.697	13	5	T2nd
15	Long Beach St.	Big West	Q	21	14	.600	0	1	21	15	.583	10	10	T5th
16	Longwood	Big South	Q	21	13	.618	0	1	21	14	.600	6	10	T5th
2	Marquette	Big East	L	25	9	.735	2	1	27	10	.730	14	6	T2nd
12	McNeese	Southland	Q	30	3	.909	0	1	30	4	.882	17	1	1st
9	Michigan St.	Big Ten	L	19	14	.576	1	1	20	15	.571	10	10	T6th
8	Mississippi St.	Southeastern	L	21	13	.618	0	1	21	14	.600	8	10	9th
14	Morehead St.	Ohio Valley	Q	26	8	.765	0	1	26	9	.743	14	4	T1st
16	Montana St.	Big Sky	Q	17	17	.500	0	1	17	18	.486	9	9	5th
11	NC State	Atlantic Coast	Q	22	14	.611	4	1	26	15	.634	9	11	10th
8	Nebraska	Big Ten	L	23	10	.697	0	1	23	11	.676	12	8	T3rd
10	Nevada	Mountain West	L	26	7	.788	0	1	26	8	.765	13	5	T2nd
11	New Mexico	Mountain West	Q	26	9	.743	0	1	26	10	.722	10	8	T6th
1	North Carolina	Atlantic Coast	L	27	7	.794	2	1	29	8	.784	17	3	1st

Seed	School	Conference	How	Pre-Tourney			Tourney		Final			Conf.		
				W	L	Pct.	W	L	W	L	Pct.	W	L	Fin.
9	Northwestern	Big Ten	L	21	11	.656	1	1	22	12	.647	12	8	T3rd
14	Oakland	Horizon	Q	23	11	.676	1	1	24	12	.667	15	5	1st
11	Oregon	Pac-12	Q	23	11	.676	1	1	24	12	.667	12	8	4th
1	Purdue	Big Ten	L	29	4	.879	5	1	34	5	.872	17	3	1st
15	Saint Peter's	Metro Atlantic	Q	19	13	.594	0	1	19	14	.576	12	8	T3rd
5	Saint Mary's (CA)	West Coast	Q	26	7	.788	0	1	26	8	.765	15	1	1st
13	Samford	Southern	Q	29	5	.853	0	1	29	6	.829	15	3	1st
5	San Diego St.	Mountain West	L	24	10	.706	2	1	26	11	.703	11	7	5th
6	South Carolina	Southeastern	L	26	7	.788	0	1	26	8	.765	13	5	T2nd
15	South Dakota St.	Summit	Q	22	12	.647	0	1	22	13	.629	12	4	1st
16	Stetson	ASUN	Q	22	12	.647	0	1	22	13	.629	11	5	T2nd
9	TCU	Big 12	L	21	12	.636	0	1	21	13	.618	9	9	T7th
2	Tennessee	Southeastern	L	24	8	.750	3	1	27	9	.750	14	4	1st
7	Texas	Big 12	L	26	8	.765	1	1	27	9	.750	9	9	T7th
9	Texas A&M	Southeastern	L	20	14	.588	1	1	21	15	.583	9	9	T7th
6	Texas Tech	Big 12	L	23	10	.697	0	1	23	11	.676	11	7	T3rd
12	UAB	American Athletic	Q	23	11	.676	0	1	23	12	.657	12	6	4th
1	UConn	Big East	Q	31	3	.912	6	0	37	3	.925	18	2	1st
8	Utah St.	Mountain West	L	27	6	.818	1	1	28	7	.800	14	4	1st
13	Vermont	America East	Q	28	6	.824	0	1	28	7	.800	15	1	1st
10	Virginia	Atlantic Coast	L	23	10	.697	0	1	23	11	.676	13	7	3rd
16	Wagner	Northeast	Q	16	15	.516	1	1	17	16	.515	7	9	6th
7	Washington St.	Pac-12	L	24	9	.727	1	1	25	10	.714	14	6	2nd
15	Western Ky.	Conference USA	Q	22	11	.667	0	1	22	12	.647	8	8	3rd
5	Wisconsin	Big Ten	L	22	13	.629	0	1	22	14	.611	11	9	5th
13	Yale	Ivy	Q	22	9	.710	1	1	23	10	.697	11	3	T2nd

Key to the Conferences and Their Histories

(A)—American Division

AAWU—Athletic Association of Western Universities (1960-68) Past name for Pac 12

America East (1980-present) Formerly ECAC North (1980-83), ECAC North Atlantic (1984-89) and North Atlantic (1990-96)

American Athletics (2014-present)

American South (1988-91)

Athletic Association of Western Universities—AAWU (1960-68) Past name for Pac 12

Atlantic Sun (1979-present) Formerly Trans America (1979-2001)

Atlantic Coast (1954-present)

Atlantic 10 (1977-present) Formerly Eastern Collegiate Basketball League (1977) and Eastern 8 (1978-82); also known as Eastern AA

(B)—Blue Division

Big East (1980-present)

Big Eight (1908-96) Formerly Missouri Valley (1908-28), Big Six (1929-47) and Big Seven (1948-58)

Big Five (1960-62) Past name for Pac 12

Big Nine (1947-48) Past name for Big Ten

Big Seven (1938-43, 46-47) Past name for Mountain States

Big Seven (1948-58) Past name for Big Eight

Big Six (1929-47) Past name for Big Eight

Big Six (1963) Past name for Pac 12

Big Sky (1964-present)

Big South (1986-present)

Big Ten (1895-present) Formerly Big Nine (1947-48); Also known as Intercollegiate Conference of Faculty Representatives and Western Intercollegiate

Big 12 (1997-present)

Big West (1970-present) Formerly Pacific Coast (1970-88)

Border (1932-40, 42-62)

Coastal (2024-present) Formerly Colonial (1983-2023) and ECAC South (1983-85)

(E)—East or Eastern Division

East Coast (1959-92, 94) Formerly Middle Atlantic (1959-74)

Eastern AA (1979-82) Past name for Atlantic 10

Eastern Collegiate Basketball League (1977-78) Past name for Atlantic 10

Eastern 8 (1978-82) Past name for Atlantic 10

Eastern Intercollegiate League—Also known as Ivy Group

ECAC Metro (1975-81)

ECAC Metro (1982-88) Past name for Northeast


ECAC North (1980-83) Past name for America East

ECAC North Atlantic (1984-89) Past name for America East

ECAC South (1975-82)

ECAC South (1983-85) Past name for Colonial
ECAC Upstate (1975-78)
Florida Intercollegiate (1960) Non-Division I
Great Midwest (1992-95)
Gulf Star (1985-87)
Horizon (1980-present) Formerly Midwestern (1980-2001)
Indiana Collegiate (1962) Non-Division I
Intercollegiate Conference of Faculty Representatives—Also known as Big Ten
Ivy Group (1902-08, 11-18, 20-present) Also known as Eastern Intercollegiate League
Kentucky Intercollegiate (1940) Non-Division I
Little Three (1955) Non-Division I
(M)—Mountain Division
Metro (1976-95) Short for Metropolitan Collegiate
Metro Atlantic (1982-present)
Metropolitan Collegiate—See Metro
Metropolitan New York (1943, 46-63)
Mid-American (1947-present)
Mid-Continent (1983-2006) Past name for Summit
Mid-Eastern (1972-present)
Middle Atlantic (1959-74) Past name for East Coast
Midwestern (1980-2001) Past name for Horizon
Missouri Valley (1908-present) Big Eight also claims Missouri Valley history from 1908-28
Mountain States (1911-43, 46-62) Formerly Rocky Mountain (1911-37); also known as Big Seven (1938-43, 46-47), Skyline Six (1948-51) and Skyline Eight (1952-62)
(N)—North or Northern Division; or National Division (Conference USA only)
New Jersey-New York 7 (1977-79)
North Atlantic (1990-96) Past name for America East
Northeast (1982-present) Formerly ECAC Metro (1982-88)
Ohio Valley (1949-present)
(P)—Pacific Division
Pac-12 (1916-17, 19-present) Formerly Pacific Coast (1916-1959), Big Five (1960-62), Big Six (1963), Athletic Association of Western Universities (AAWU) (1960-68), Pacific 8 (1969-78) and Pacific-10 (1979-2011)
Pacific Coast (1916-59) Past name for Pac 12
Pacific Coast (1970-88) Past name for Big West
Pacific 8 (1969-78) Past name for Pac 12
Pacific-10 (1979-2011) Past name for Pac 12
Patriot (1991-present)
Presidents' Athletic (1956) Non-Division I
(R)—Red Division
Rocky Mountain (1911-37) Past name for Mountain States
Skyline Eight (1952-62) Past name for Mountain States
Skyline Six (1948-51) Past name for Mountain States
(S)—South or Southern Division
Southeastern (1933-present)
Southern (1922-present)
Southland (1964-present)
Southwest (1915-96)
Southwestern (1978-present)
Summit (1983-present) Formerly Mid-Continent (1983-2007)
Sun Belt (1977-present)
Trans America (1979-2001) Past name for Atlantic Sun
(W)—West or Western Division; or White Division (Conference USA only)
West Coast (1953-present)
Western Intercollegiate—Also name for Big Ten
Western Athletic (1963-present)
Western New York Little Three (1947-51, 53-58)

TEAM CHAMPIONS



TEAM CHAMPIONS

Note: Known starters are marked with an asterisk (*). The 2020 championship was canceled due to the COVID-19 pandemic.

1939 CHAMPIONSHIP GAME, MARCH 27 AT EVANSTON, IL

OREGON 46, OHIO ST. 33

Oregon	FG	FT-A	PF	TP
Laddie Gale*	3	4-5	1	10
John Dick*	4	5-5	3	13
Slim Wintermute*	2	0-1	1	4
Bobby Anet*	4	2-3	3	10
Wally Johansen*	4	1-2	1	9
Matt Pavalunas	0	0-0	0	0
Ford Mullen	0	0-0	0	0
Totals	17	12-16	9	46

Ohio St.	FG	FT-A	PF	TP
Jimmy Hull*	5	2-4	2	12
Richard Baker*	0	0-0	0	0
John Schick*	1	0-0	1	2
Robert Lynch*	3	1-3	3	7
Jack Dawson*	1	0-0	4	2
Gilbert Mickelson	0	0-0	2	0
William Sattler	3	1-2	0	7
Richard Boughner	1	0-0	0	2
Charles Maag	0	0-0	0	0
Don Scott	0	1-1	1	1
Robert Stafford	0	0-0	0	0
Totals	14	5-10	13	33

Halftime: Oregon 21, Ohio St. 16. Officials: Lyle Clarno, John Getchell. Attendance: 5,500.



1939 Oregon—Front Row (left to right): Wally Johansen, Slim Wintermute, Bobby Anet, head coach Howard Hobson, Laddie Gale and John Dick. **Back Row:** Bob Hardy, Red McNeely, Jay Langston, Ford Mullen, Matt Pavalunas, athletic trainer Bob Officer, Ted Sarpola and Earl Sandness.


1940 CHAMPIONSHIP GAME, MARCH 30 AT KANSAS CITY, MO

INDIANA 60, KANSAS 42

Indiana	FG	FT-A	PF	TP
Herman Schaefer	4	1-1	1	9
Jay McCreary	6	0-0	2	12
Paul Armstrong	4	2-3	3	10
Jim Gridley	0	0-0	0	0
Bob Menke	0	0-0	0	0
Bill Menke	2	1-2	3	5
Marv Huffman	5	2-3	4	12
Andy Zimmer	2	1-1	1	5
Bob Dro	3	1-1	4	7
Ralph Dorsey	0	0-0	0	0
Chet Francis	0	0-0	1	0
Totals	26	8-11	19	60

Kansas	FG	FT-A	PF	TP
Donald Ebling	1	2-5	0	4
Thomas Hunter	0	1-1	0	1
Howard Engleman	5	2-3	3	12
William Hogben	2	0-0	0	4
Bob Allen	5	3-4	3	13
John Kline	0	0-0	0	0
Ralph Miller	0	2-2	4	2
Bruce Voran	0	1-2	0	1
Dick Harp	2	1-3	1	5
Jack Sands	0	0-0	0	0
Wallace Johnson	0	0-0	0	0
Totals	15	12-20	11	42

Halftime: Indiana 32, Kansas 19. Technical foul: McCreary. Officials: Gil MacDonald, Ted O'Sullivan. Attendance: 10,000.




1940 Indiana—Front Row (left to right): Jim Gridley, Herman Schaefer, Bob Dro, Marv Huffman, Jay McCreary, Paul Armstrong and Ralph Dorsey. **Back Row:** Head coach Branch McCracken, Chet Francis, Bill Menke, Andy Zimmer, Bob Menke and Ralph Graham.

1941 CHAMPIONSHIP GAME, MARCH 29 AT KANSAS CITY, MO WISCONSIN 39, WASHINGTON ST. 34

Wisconsin	FG-A	FT-A	PF	TP
John Kotz	5	2-3	2	12
Charles Epperson	2	0-0	3	4
Gene Englund	5	3-4	2	13
Don Timmerman	1	0-0	1	2
Ted Strain	0	2-2	1	2
Bob Alwin	1	0-0	0	2
Fred Rehm	2	0-1	2	4
Totals	16-63	7-10	12	39

Washington St.	FG-A	FT-A	PF	TP
Dale Gentry	0	1-2	1	1
Vern Butts	1	1-1	1	3
John Hooper	0	0-0	0	0
Paul Lindemann	0	3-4	1	3
Jim Zimmerman	0	0-0	0	0
Kirk Gebert	10-24	1-2	1	21
Owen Hunt	0	0-0	0	0
Ray Sundquist	2	0-1	3	4
Marv Gilberg	1	0-2	1	2
Totals	14-65	6-12	8	34




1941 Wisconsin—Front Row (left to right): Bob Alwin, Bob Sullivan, Fred Rehm, John Kotz, Gene Englund, Charles Epperson, Ted Strain, Harlo Scott and Ed Scheive. **Back Row:** Manager Morris Bradley, athletic trainer Walter Bakke, Ted Downs, Bob Roth, George Affeldt, Warren Schrage, Don Timmerman, Ted Deppe, John Lynch, Ed Jones, head coach Bud Foster and assistant coach Fred Wegner.

Halftime: Wisconsin 21, Washington St. 17. Officials: Wally Cameron, Bill Haarlow. Attendance: 7,219.

1942 CHAMPIONSHIP GAME, MARCH 28 AT KANSAS CITY, MO STANFORD 53, DARTMOUTH 38

Indiana	FG	FT-A	PF	TP
Stanford	FG	FT-A	PF	TP
Jack Dana*	7	0-0	0	14
Fred Linari*	3	0-0	0	6
Ed Voss*	6	1-2	2	13
Bill Cowden*	2	1-1	3	5
Howie Dallmar*	6	3-5	0	15
Don Burness	0	0-0	0	0
Totals	24	5-8	5	53

Dartmouth	FG	FT-A	PF	TP
Robert Myers	4	0-1	1	8
George Munroe	5	2-2	1	12
James Olsen	4	0-1	0	8
Stanley Skaug	1	0-0	2	2
Charles Pearson	2	2-2	3	6
William Parmer	1	0-0	0	2
Totals	17	4-6	7	38



1942 Stanford—(Left to right): Bill Cowden, Howie Dallmar, Ed Voss, Jim Pollard, Don Burness and head coach Everett Dean.

Halftime: Stanford 24, Dartmouth 22. Officials: Glenn Adams, Abb Curtis. Attendance: 6,500.

1943 CHAMPIONSHIP GAME, MARCH 30 AT NEW YORK WYOMING 46, GEORGETOWN 34

Wyoming	FG	FT-A	PF	TP
Kenny Sailors	6	4-6	2	16
Jim Weir	2	1-3	2	5
Milo Komenich	4	1-4	2	9
Floyd Volker	2	1-2	3	5
Don Waite	0	0-0	0	0
Ted Roney	0	1-2	1	1
Jimmy Collins	4	0-1	1	8
Jim Reese	1	0-0	0	2
Totals	19	8-18	11	46

Georgetown	FG	FT-A	PF	TP
Dan Gabbianelli	1	2-3	3	4
James Reilly	1	0-0	0	2
John Mahnken	2	2-3	2	6
Daniel Kraus	2	0-1	3	4
Bill Hassett	3	0-3	4	6
William Feeney	4	0-0	1	8
Robert Duffey	0	0-1	0	0
Lloyd Potolicchio	1	2-3	1	4
Henry Hyde	0	0-0	0	0
Totals	14	6-14	14	34

Halftime: Wyoming 18, Georgetown 16. Officials: Matty Begovich, Pat Kennedy. Attendance: 13,300.



1943 Wyoming—Front Row (left to right): Don Waite, Earl Ray and Jim Reese. Back Row: Jimmy Collins, Floyd Volker, Milo Komenich, head coach Everett Shelton, Ted Roney, Kenny Sailors, Jim Weir and NCAA President Philip O. Badger.

1944 CHAMPIONSHIP GAME, MARCH 28 AT NEW YORK

UTAH 42, DARTMOUTH 40 (OT)

Utah	FG	FT-A	PF	TP
Dick Smuin	0	0-0	2	0
Arnie Ferrin	8	6-7	0	22
Fred Sheffield	1	0-0	1	2
Wat Misaka	2	0-0	1	4
Herb Wilkinson	3	1-4	0	7
Bob Lewis	2	3-3	2	7
Totals	16	10-14	6	42

Dartmouth	FG	FT-A	PF	TP
Harry Leggat	4	0-0	1	8
Robert Gale	5	0-2	1	10
Everett Nordstrom	0	0-0	0	0
Audley Brindley	5	1-1	3	11
Franklin Murphy	0	0-0	0	0
Joseph Vancisin	2	0-0	3	4
Vincent Goering	0	0-0	0	0
Walter Mercer	0	1-1	3	1
Richard McGuire	3	0-1	3	6
Totals	19	2-5	14	40

Halftime: Dartmouth 18, Utah 17. End of regulation: Tied at 36. Officials: Paul Menton, James Osborne. Attendance: 15,000.



1944 Utah—Front Row (left to right): Mas Tatsuno and Ray Kingston. Middle Row: Jim Nance, Fred Lewis, Wat Misaka, Bill Kastelic and graduate assistant coach Keith Brown. Back Row: Head coach Vadal Peterson, Fred Sheffield, Herb Wilkinson, Arnie Ferrin, Dick Smuin, Bob Lewis and Pete Couch.

1945 CHAMPIONSHIP GAME, MARCH 27 AT NEW YORK

OKLAHOMA ST. 49, NYU 45

Oklahoma St.	FG	FT-A	PF	TP
Cecil Hankins	6	3-6	3	15
Weldon Kern	3	0-4	3	6
Bob Kurland	10	2-3	3	22
Doyle Parrack	2	0-1	3	4
J.L. Parks	0	0-0	3	0
Blake Williams	1	0-1	1	2
John Wylie	0	0-0	0	0
Totals	22	5-15	16	49

NYU	FG	FT-A	PF	TP
Al Grenert	5	2-3	3	12
Marty Goldstein	0	2-2	0	2
Don Forman	5	1-1	1	11
Dolph Schayes	2	2-6	2	6
Sid Tanenbaum	2	0-0	2	4
Herb Walsh	0	0-0	2	0
Frank Mangiapane	2	2-2	3	6
Alvin Most	1	2-3	2	4
Totals	17	11-17	15	45

Halftime: Oklahoma St. 26, NYU 21. Officials: Glenn Adams, Abb Curtis. Attendance: 18,035.



1945 Oklahoma State—Front Row (left to right): D.W. Jones, Weldon Kern, J.L. Parks, Doyle Parrack and John Wylie. **Back Row:** Bill Johnson, Joe Halbert, NCAA President Tug Wilson, Bob Kurland, head coach Hank Iba, Blake Williams, Cecil Hankins and assistant coach Bud Millikan.


1946 CHAMPIONSHIP GAME, MARCH 26 AT NEW YORK

OKLAHOMA ST. 43, NORTH CAROLINA 40

Oklahoma St.	FG	FT-A	PF	TP
Sam Aubrey	0	1-2	1	1
A.L. Bennett	3	0-0	4	6
Weldon Kern	3	1-3	2	7
Joe Bradley	1	1-2	1	3
Bob Kurland	9	5-9	5	23
Joe Halbert	0	0-0	0	0
Blake Williams	0	2-4	2	2
Eugene Bell	0	1-1	1	1
J.L. Parks	0	0-1	2	0
Totals	16	11-22	18	43

North Carolina	FG	FT-A	PF	TP
John Dillon	5	6-6	5	16
Don Anderson	3	2-3	3	8
Bob Paxton	2	0-0	4	4
Horace McKinney	2	1-3	5	5
Jim White	0	1-1	0	1
Taylor Thorne	1	0-0	2	2
Jim Jordan	0	4-8	3	4
Totals	13	14-21	22	40


Halftime: Oklahoma St. 23, North Carolina 17. Officials: Jocko Collins, Pat Kennedy. Attendance: 18,479.



1946 Oklahoma State—Front Row (left to right): A.L. Bennett, Paul Geymann, Weldon Kern, J.L. Parks, Joe Pitts, Blake Williams, Joe Bradley and Eugene Bell. **Back Row:** Assistant coach Leroy Floyd, C.L. Parker, Sam Aubrey, Monroe, Bob Kurland, Joe Halbert, Mark Steinmeyer, Herschel Crowe and head coach Hank Iba.

1947 CHAMPIONSHIP GAME, MARCH 25 AT NEW YORK HOLY CROSS 58, OKLAHOMA 47

Holy Cross	FG	FT-A	PF	TP
George Kaftan	7	4-5	4	18
Dermie O'Connell	7	2-4	3	16
Bob Curran	0	0-1	2	0
Frank Oftring	6	2-3	5	14
Joe Mullaney	0	0-0	2	0
Ken Haggerty	0	0-0	0	0
Bob Cousy	0	2-2	1	2
Bob McMullan	2	4-4	0	8
Andy Laska	0	0-0	0	0
Charlie Bollinger	0	0-0	0	0
Charlie Graver	0	0-0	0	0
Jim Riley	0	0-0	1	0
Totals	22	14-19	18	58



1947 Holy Cross—Front Row (left to right): Dermie O'Connell, Bob Cousy, Frank Oftring and Andy Laska. **Middle Row:** Bob Curran, Ken Haggerty, head coach Doggie Julian, Joe Mullaney and George Kaftan. **Back Row:** Assistant coach Albert Riopel, Jim Riley, Charlie Bollinger, Bob McMullan, Charlie Graver and manager Frank Dooley.

Oklahoma	FG	FT-A	PF	TP
Dick Reich	3	2-2	3	8
Paul Courty	3	2-3	4	8
Gerald Tucker	6	10-12	3	22
Allie Paine	2	2-2	0	6
Bill Waters	0	0-0	0	0
Paul Merchant	0	0-0	1	0
Kenneth Pryor	0	1-1	1	1
Jack Landon	1	0-1	4	2
Harley Day	0	0-0	0	0
Totals	15	17-21	16	47

Halftime: Oklahoma 31, Holy Cross 28. Officials: Hagan Anderson, Pat Kennedy. Attendance: 18,445.

1948 CHAMPIONSHIP GAME, MARCH 23 AT NEW YORK KENTUCKY 58, BAYLOR 42

Kentucky	FG-A	FT-A	PF	TP
Wallace Jones	4	1-1	3	9
Cliff Barker	2	1-3	4	5
Jim Line	3	1-1	3	7
Alex Groza	6	2-4	4	14
Joe Holland	1	0-0	1	2
Ralph Beard	4	4-4	1	12
Kenneth Rollins	3	3-5	3	9
Dale Barnstable	0	0-1	0	0
Totals	Totals	23-83	12-19	19
				58



1948 Kentucky—Front Row (left to right): Head coach Adolph Rupp, Johnny Stough, Ralph Beard, Kenneth Rollins, Cliff Barker, Dale Barnstable and assistant coach Harry Lancaster. **Back Row:** Manager Humzey Yessin, Garland Townes, Jim Jordan, Joe Holland, Alex Groza, Wallace Jones, Jim Line, Roger Day and athletic trainer Wilbert Bud Berger.

Baylor	FG-A	FT-A	PF	TP
James Owens	2	1-2	0	5
Bill DeWitt	3	2-4	3	8
William Hickman	1	0-0	0	2
Ralph Pulley	0	1-1	0	1
Don Heathington	3	2-4	5	8
Odell Preston	0	0-2	2	0
Bill Johnson	3	4-7	5	10
Jackie Robinson	3	2-4	4	8
William Srack	0	0-0	0	0
Totals	15-64	12-24	19	42

Halftime: Kentucky 29, Baylor 16. Officials: Bill Haarlow, Gil MacDonald. Attendance: 16,174.

1949 CHAMPIONSHIP GAME, MARCH 26 AT SEATTLE KENTUCKY 46, OKLAHOMA ST. 36

Kentucky	FG	FT-A	PF	TP
Wallace Jones	1	1-3	3	3
Jim Line	2	1-2	3	5
Alex Groza	9	7-8	5	25
Ralph Beard	1	1-2	4	3
Cliff Barker	1	3-3	4	5
Dale Barnstable	1	1-1	1	3
Walt Hirsch	1	0-0	1	2
Totals	16	14-19	21	46

Oklahoma St.	FG	FT-A	PF	TP
Vernon Yates	1	0-0	1	2
Jack Shelton	3	6-7	4	12
Bob Harris	3	1-1	5	7
Joe Bradley	0	3-6	3	3
J.L. Parks	2	3-4	5	7
Tom Jacquet	0	1-2	0	1
Gale McArthur	0	2-2	1	2
Morman Pilgrim	0	2-2	1	2
Keith Smith	0	0-0	1	0
Totals	9	18-24	21	36

Halftime: Kentucky 25, Oklahoma St. 20. Officials: Hal Lee, Tim McCullough. Attendance: 10,600.



1949 Kentucky—Front Row (left to right): Head coach Adolph Rupp, Jim Line, Cliff Barker, Johnny Stough, Ralph Beard, Joe Hall, Garland Townes and assistant coach Harry Lancaster. **Back Row:** Dale Barnstable, Walt Hirsch, Wallace Jones, Alex Groza, Bob Henne, Roger Day and manager Humzey Yessin.

1950 CHAMPIONSHIP GAME, MARCH 28 AT NEW YORK CCNY 71, BRADLEY 68

CCNY	FG-A	FT-A	PF	TP
Floyd Layne*	3-7	5-6	3	11
Ed Warner*	4-9	6-14	2	14
Ed Roman*	6-17	0-2	5	12
Joe Galiber	0-0	0-0	1	0
Alvin Roth*	2-7	1-5	2	5
Norman Mager	4-10	6-6	3	14
Irwin Dambrot*	7-14	1-2	0	15
Ronald Nadell	0-0	0-0	1	0
Totals	26-64	19-35	17	71

Bradley	FG-A	FT-A	PF	TP
Bud Grover*	0-10	2-3	3	2
Fred Schlichtman	0-3	0-0	2	0
Paul Unruh*	4-9	0-0	5	8
Elmer Behnke*	3-10	3-3	4	9
Jim Kelly	0-1	0-2	0	0
Billy Mann*	2-7	5-5	5	9
Aaron Preece	6-11	0-0	5	12
Dino Melchiorre	0-0	0-0	0	0
Gene Melchiorre*	7-16	2-4	4	16
Mike Chianakas	5-7	1-3	4	11
Joe Stowell	0-0	1-1	0	1
Totals	27-74	14-21	32	68

Halftime: CCNY 39, Bradley 32. Officials: Lou Eisenstein, Ronald Gibbs. Attendance: 18,142.



1950 CCNY—Front Row (left to right): Mike Wittlin, Ed Roman, Joe Galiber, head coach Nat Holman, Irwin Dambrot, Norman Mager and Seymour Levey. **Second Row:** Floyd Layne, Arnold Smith, Ed Warner, Alvin Roth and Herb Cohen. **Third Row:** Ronald Nadell, Arthur Glass, LeRoy Watkins, Ed Chenetz and Larry Meyer. **Back Row:** Manager Al Ragusa and assistant coach Bobby Sand.

1951 CHAMPIONSHIP GAME, MARCH 27 AT MINNEAPOLIS KENTUCKY 68, KANSAS ST. 58

Kentucky	FG-A	FT-A	RB	PF	TP
Cliff Hagan	5-6	0-2	4	5	10
Shelby Linville*	2-7	4-8	8	5	8
Bill Spivey*	9-29	4-6	21	2	22
Lou Tsiropoulos	1-4	0-0	3	1	2
Bobby Watson*	3-8	2-4	3	3	8
Frank Ramsey*	4-10	1-3	4	5	9
Lucian Whitaker*	4-5	1-1	2	2	9
C.M. Newton	0-0	0-0	0	0	0
Totals	28-69	12-24	45	23	68

Kansas St.	FG-A	FT-A	RB	PF	TP
Ed Head*	3-11	2-2	3	2	8
Dan Schuyler	1-2	0-0	1	2	2
Jack Stone*	3-8	6-8	6	2	12
John Gibson	0-2	1-1	1	5	1
Dick Knostman	1-4	1-2	3	1	3
James Iverson*	3-12	1-2	0	3	7
Don Upson	0-1	0-0	2	1	0
Ernie Barrett*	2-12	0-2	3	1	4
Robert Rousey	2-10	0-0	2	3	4
Lew Hitch*	6-15	1-1	9	3	13
Richard Peck	2-3	0-0	0	0	4
Totals	23-80	12-18	30	23	58

Halftime: Kansas St. 29, Kentucky 27. Officials: None listed. Attendance: 15,348.




1951 Kentucky—Front Row (left to right): Lindle Castle, Lucian Whitaker, Bobby Watson, Guy Strong and T. Riddle. **Middle Row:** Head coach Adolph Rupp, Cliff Hagan, C.M. Newton, Walt Hirsch, Paul Lansaw, Dwight Price and assistant coach Harry Lancaster. **Back Row:** Frank Ramsey, Shelby Linville, Bill Spivey, Roger Layne, Lou Tsiropoulos and Read Morgan.

1952 CHAMPIONSHIP GAME, MARCH 26 AT SEATTLE KANSAS 80, ST. JOHN'S (NY) 63

Kansas	FG-A	FT-A	RB	PF	TP
Bob Kenney	4-11	4-6	4	2	12
Bill Lienhard	5-8	2-2	4	4	12
Larry Davenport	0-0	0-0	0	1	0
John Keller	1-1	0-0	4	2	2
Clyde Lovellette	12-25	9-11	17	4	33
B.H. Born	0-0	0-0	0	0	0
Allen Kelley	0-2	0-0	1	0	0
Dean Kelley	2-5	3-6	3	5	7
Charlie Hoag	2-6	5-7	4	5	9
Dean Smith	0-0	0-0	0	0	0
Bill Houglund	2-5	1-3	6	2	5
Totals	28-63	24-35	43	25	80

St. John's (NY)	FG-A	FT-A	RB	PF	TP
Jack McMahon	6-12	1-4	2	4	13
Jim Walsh	3-6	0-0	4	3	6
Carl Peterson	0-1	0-0	0	0	0
Bob Zawoluk	7-12	6-11	9	5	20
Ron MacGilvray	3-8	2-5	10	3	8
Dick Duckett	2-5	2-2	2	4	6
Solly Walker	0-2	0-0	2	4	0
Jim McMorrow	1-3	0-0	0	3	2
Frank Giancontieri	0-0	0-2	1	0	0
Phil Sagona	2-2	0-0	0	5	4
Jim Davis	1-4	2-3	2	4	4
Totals	25-55	13-27	32	35	63

Halftime: Kansas 41, St. John's (NY) 27. Officials: Lou Eisenstein, Cliff Ogden. Attendance: 10,700.




1952 Kansas—Front Row (left to right): Dean Kelley, Ken Buller, John Thompson, Don Anderson, Dean Smith, Jack Rodgers and Allen Kelley. **Middle Row:** Manager Wayne Louderback, LaVennes Squires, Everett Dye, Bob Goodwin, Larry Davenport, head coach Phog Allen, Bob Kenney, Wes Whitney, Wes Johnson and Dean Wells. **Back Row:** Assistant coach Dick Harp, John Keller, Arthur Heitholt, Bill Houglund, B.H. Born, Clyde Lovellette, Bill Lienhard, Wally Beck, Charlie Hoag and athletic trainer Dean Nesmith.

1953 CHAMPIONSHIP GAME, MARCH 18 AT KANSAS CITY, MO INDIANA 69, KANSAS 68

Indiana	FG-A	FT-A	PF	TP	TP
Dick Farley	1-8	0-0	5	2	17
Charley Kraak	5-8	7-10	5	17	16
Dick White	1-5	0-0	2	2	17
Jim DeaKyne	0-0	0-0	1	0	3
Don Schlundt	11-26	8-11	3	30	11
Burke Scott	2-4	2-3	3	6	0
Paul Poff	0-1	0-0	0	0	0
Bob Leonard	5-15	2-4	2	12	0
Phil Byers	0-2	0-0	0	0	0
Totals	25-69	19-28	21	69	72

Kansas	FG-A	FT-A	PF	TP	TP
Harold Patterson	1-3	7-8	3	9	18
Dean Smith	0-0	1-1	1	1	18
Allen Kelley	7-20	6-8	3	20	7
Larry Davenport	0-1	0-0	0	0	2
B.H. Born	8-27	10-12	5	26	6
Dean Kelley	3-4	2-4	2	8	0
Gil Reich	2-9	0-0	2	4	0
Jerry Alberts	0-1	0-0	1	0	8
Totals	21-65	26-33	17	68	61

Halftime: Tied at 41. Technical fouls: Kraak, Leonard, Schlundt. Officials: Al Lightner, Shaw. Attendance: 10,500.



1953 Indiana—Front Row (left to right): Bob Leonard, Charley Kraak, Don Schlundt, Dick Farley and Burke Scott. **Middle Row:** Manager Ron Fifer, Dick White, Jim DeaKyne, head coach Branch McCracken, Paul Poff, Phil Byers and assistant coach Ernie Andres. **Back Row:** Ron Taylor, Jim Schooley, Goethe Chambers and Jack Wright.

1954 CHAMPIONSHIP GAME, MARCH 20 AT KANSAS CITY, MO LA SALLE 92, BRADLEY 76

La Salle	FG	FT-A	PF	TP	TP
Charlie Singley	8	7-10	4	23	17
Chas Greenberg	2	1-2	1	5	9
Bob Maples	2	0-0	4	4	18
Frank Blatcher	11	1-2	4	23	11
Tom Gola	7	5-5	5	19	6
Fran O'Malley	5	1-1	4	11	5
John Yodsnukis	0	0-0	5	0	0
Frank O'Hara	2	3-4	1	7	4
Totals	37	18-24	28	92	70

Bradley	FG	FT-A	PF	TP	TP
Richard Petersen	4	2-2	2	10	13
Harvey Babetch	0	0-0	0	0	10
Ed King	3	6-7	4	12	8
Jack Gower	0	1-2	1	1	4
Dick Estergard	3	11-12	1	17	11
Bob Carney	3	11-17	4	17	19
Lee Utt	0	0-0	1	0	0
John Kent	8	0-2	2	16	
John Riley	1	1-2	1	3	65
Totals	22	32-44	16	76	

Halftime: Bradley 43, La Salle 42. Officials: Hagan Anderson, R.H. Dean. Attendance: 10,500.




1954 La Salle—Front Row (left to right): Frank Blatcher, Bob Maples, Frank O'Hara, Tom Gola and Bob Ames. **Back Row:** Chas Greenberg, Fran O'Malley, Manny Gomez, John Yodsnukis, Charlie Singley and manager John Moosbrugger.

1955 CHAMPIONSHIP GAME, MARCH 19 AT KANSAS CITY, MO SAN FRANCISCO 77, LA SALLE 63

San Francisco	FG-A	FT-A	PF	TP	TP
Jerry Mullen*	4	2-5	5	10	17
Stan Buchanan*	3	2-2	1	8	16
Bill Russell*	9-22	5-7	1	23	17
K.C. Jones*	10-23	4-4	2	24	3
Hal Perry*	1	2-2	4	4	11
Bob Wiebusch	2	0-0	0	4	0
Rudy Zannini	1	0-0	0	2	0
Dick Lawless	1	0-0	0	2	0
Gordon Kirby	0	0-0	1	0	0
Totals	31-83	15-20	14	77	72

La Salle	FG-A	FT-A	PF	TP	TP
Fran O'Malley	4	2-3	1	10	18
Charlie Singley	8	4-4	1	20	18
Tom Gola	6	4-5	4	16	7
Al Lewis	1	4-9	1	6	2
Chas Greenberg	1	1-2	4	3	6
Frank Blatcher	4	0-0	1	8	0
Bob Maples	0	0-0	0	0	0
Walt Fredericks	0	0-0	0	0	8
Totals	24-68	15-23	12	63	63

Halftime: San Francisco 35, La Salle 24. Officials: None listed. Attendance: 10,500.



1955 San Francisco—Front Row (left to right): Hal Perry, Steve Balchios, Rudy Zannini and Warren Baxter. **Middle Row:** Tom Nelson, Stan Buchanan, Bill Russell, Jerry Mullen, Jack King and Bob Wiebusch. **Back Row:** Head coach Phil Woolpert, K.C. Jones, Dick Lawless, Gordon Kirby, Bill Bush and manager Healy.

1956 CHAMPIONSHIP GAME, MARCH 23 AT EVANSTON, IL SAN FRANCISCO 83, IOWA 71

San Francisco	FG-A	FT-A	RB	PF	TP
Carl Boldt*	7	2-2	4	16	
Mike Farmer*	0	0-0	12	2	0
Mike Preaseau*	3	1-2	3	7	
Bill Russell*	11-24	4-5	27	2	26
Tom Nelson*	0	0-0	0	0	0
Hal Perry	6	2-2	2	14	
Gene Brown	6	4-4	0	16	
Warren Baxter	2	0-0	0	4	
Totals	35-87	13-15	60	13	83

Iowa	FG-A	FT-A	RB	PF	TP
Carl Cain	7	3-4	12	1	17
Bill Schoof	5	4-4	3	3	14
Bill Logan	5	2-2	15	3	12
Bob George	0	0-0	0	0	0
Milton Scheuerman	4	3-4	2	11	
Bill Seaberg	5	7-10	1	17	
Augie Martel	0	0-0	0	0	0
Jim McConnell	0	0-0	0	0	0
Totals	26-80	19-24	48	10	71

Halftime: San Francisco 38, Iowa 33. Officials: None listed. Attendance: 10,600.



1956 San Francisco—Front Row (left to right): Warren Baxter, Hal Payne, Jack King, Hal Perry and Steve Balchios. **Middle Row:** Head coach Phil Woolpert, Vince Boyle, John Kolijian, Bill Russell, Bill Bush, K.C. Jones and manager Bill Mulholland. **Back Row:** Tom Nelson, Gene Brown, Mike Farmer, Carl Boldt and Mike Preaseau.

1957 CHAMPIONSHIP GAME, MARCH 23 AT KANSAS CITY, MO NORTH CAROLINA 54, KANSAS 53 (3 OT)

North Carolina	FG-A	FT-A	RB	PF	TP
Lennie Rosenbluth	8-15	4-4	5	5	20
Bob Young	1-1	0-0	3	1	2
Pete Brennan	4-8	3-7	11	3	11
Joe Quigg	4-10	2-3	9	4	10
Tommy Kearns	4-8	3-7	1	4	11
Bob Cunningham	0-3	0-1	5	4	0
Danny Lotz	0-0	0-0	2	0	0

Totals 21-45 12-22 36 21 54

Kansas	FG-A	FT-A	RB	PF	TP
Gene Elstun	4-12	3-6	4	2	11
Ron Loneski	0-5	2-3	3	2	2
Wilt Chamberlain	6-13	11-16	14	3	23
Maurice King	3-12	5-6	4	4	11
John Parker	2-4	0-0	0	0	4
Lewis Johnson	0-1	2-2	0	1	2
Robert Billings	0-0	0-0	2	0	0

Totals 15-47 23-33 25 14 53



1957 North Carolina—Front Row (left to right): Roy Searcy, Gehrman Holland, Danny Lotz, Ken Rosemond, Bob Cunningham and Tommy Kearns. **Back Row:** Head coach Frank McGuire, manager Joel Fleishman, Bob Young, Lennie Rosenbluth, Joe Quigg, Pete Brennan, assistant coach Buck Freeman and athletic trainer John Lacey.

Halftime: North Carolina 29, Kansas 22. End of regulation: Tied at 46. End of first overtime: Tied at 48. End of second overtime: Tied at 48. Officials: Hagan Anderson, Joe Conway. Attendance: 10,500.

1958 CHAMPIONSHIP GAME, MARCH 22 AT LOUISVILLE, KY KENTUCKY 84, SEATTLE U. 72

Kentucky	FG-A	FT-A	RB	PF	TP
Johnny Cox	10-23	4-4	16	3	24
John Crigler	5-12	4-7	14	4	14
Ed Beck	0-1	0-1	3	4	0
Don Mills	4-9	1-4	5	3	9
Vern Hatton	9-20	12-15	3	3	30
Adrian Smith	2-8	3-5	6	4	7
Team			8		

Totals 30-73 24-36 55 21 84

Seattle U.	FG-A	FT-A	RB	PF	TP
Jerry Frizzell	4-6	8-11	5	3	16
Don Ogorek	4-7	2-2	11	5	10
Elgin Baylor	9-32	7-9	19	4	25
Jim Hamey	2-5	0-1	1	1	4
Charles Brown	6-17	5-7	5	5	17
Francis Saunders	0-2	0-0	2	3	0
Don Piasecki	0-0	0-0	0	0	0
Team			3		

Totals 25-69 22-30 46 21 72



1958 Kentucky—Front Row (left to right): Head coach Adolph Rupp, Adrian Smith, John Crigler, Ed Beck, Don Mills, Johnny Cox, Vern Hatton and assistant coach Harry Lancaster. **Back Row:** Manager Jay Atkerson, Earl Adkins, Dick Howe, Phil Johnson, Bill Cassidy, Lincoln Collinworth and Harold Ross.


Halftime: Seattle U. 39, Kentucky 36. Officials: None listed. Attendance: 18,803.

1959 CHAMPIONSHIP GAME, MARCH 21 AT LOUISVILLE, KY CALIFORNIA 71, WEST VIRGINIA 70

California	FG-A	FT-A	RB	PF	TP
Bill McClintock	4-13	0-1	10	1	8
Bob Dalton	6-11	3-4	2	4	15
Darrall Imhoff	4-13	2-2	9	3	10
Al Buch	0-4	2-2	2	3	2
Denny Fitzpatrick	8-13	4-7	2	1	20
Bernie Simpson	0-1	0-0	2	2	0
Jack Grout	4-5	2-2	3	1	10
Dick Doughty	3-6	0-0	1	3	6
Team			7		
Totals	29-66	13-18	38	18	71

West Virginia	FG-A	FT-A	RB	PF	TP
Jerry West	10-21	8-12	11	4	28
Willie Akers	5-8	0-1	6	0	10
Robert Clousson	4-7	2-3	4	4	10
Bob Smith	2-5	1-1	2	3	5
Marvin Bolyard	1-4	4-4	3	4	6
James Ritchie	1-4	2-2	4	0	4
Ronnie Retton	0-0	2-2	0	0	2
Lee Patrone	2-6	1-2	4	1	5
Team			7		
Totals	25-55	20-27	41	16	70


Halftime: California 39, West Virginia 33. Officials: Tommy Bell, Red Mihalik. Attendance: 18,49



1959 California—Front Row (left to right): Bob Dalton, Jack Grout, Bernie Simpson, Al Buch, Denny Fitzpatrick and Jim Langley. **Middle Row:** Jerry Mann, Earl Shultz, Dave Stafford, Wally Torkells, Ned Averbuck and Bob Wendell. **Back Row:** Head coach Pete Newell, Tandy Gillis, Stan Morrison, Dick Doughty, Darrall Imhoff and Bill McClintock.

1960 CHAMPIONSHIP GAME, MARCH 19 AT SAN FRANCISCO OHIO ST. 75, CALIFORNIA 55

Ohio St.	FG-A	FT-A	RB	PF	TP
John Havlicek	4-8	4-5	6	2	12
Joe Roberts	5-6	0-1	5	1	10
Jerry Lucas	7-9	2-2	10	2	16
Mel Nowell	6-7	3-3	4	2	15
Larry Siegfried	5-6	3-6	1	2	13
Gary Gearhart	0-1	0-0	1	0	0
Dick Furry	2-4	0-0	3	1	4
Bob Knight	0-1	0-0	0	1	0
Howard Nourse	2-3	0-0	3	1	4
Richie Hoyt	0-1	0-0	0	0	0
Dave Barker	0-0	0-0	0	0	0
John Cedargren	0-0	1-2	1	1	1
Team			1		
Totals	31-46	13-19	35	13	75



1960 Ohio State—Front Row (left to right): Bob Knight, Larry Siegfried, Richie Hoyt, Mel Nowell, John Havlicek, Jerry Lucas, Joe Roberts, Dick Furry and Howard Nourse. **Back Row:** Athletic trainer Ernie Biggs, head coach Fred Taylor, Jim Allen, Jack Landes, Dave Barker, John Cedargren, Nelson Miller, Gary Gearhart, Gary Milliken, manager Mike Sorocak and assistant coach Jack Graf.

California	FG-A	FT-A	RB	PF	TP
Bill McClintock	4-15	2-3	3	3	10
Tandy Gillis	4-9	0-0	1	1	8
Darrall Imhoff	3-9	2-2	5	2	8
Bob Wendell	0-6	4-4	0	2	4
Earl Shultz	2-8	2-2	4	4	6
Jerry Mann	3-5	1-1	0	0	7
Dick Doughty	4-5	3-3	6	1	11
Dave Stafford	0-1	1-2	0	1	1
Stan Morrison	0-1	0-0	1	1	0
Ned Averbuck	0-0	0-1	1	0	0
Bill Alexander	0-0	0-0	0	0	0
Team			7		
Totals	20-59	15-18	28	15	55

Halftime: Ohio St. 37, California 19. Officials: Alex George, other not available. Attendance: 14,500.

1961 CHAMPIONSHIP GAME, MARCH 25 AT KANSAS CITY, MO CINCINNATI 70, OHIO ST. 65 (OT)

Cincinnati	FG-A	FT-A	RB	PF	TP
Bob Wiesenhahn	8-15	1-1	9	3	17
Tom Thacker	7-21	1-4	7	0	15
Paul Hogue	3-8	3-6	7	3	9
Carl Bouldin	7-12	2-3	4	4	16
Tony Yates	4-8	5-5	2	3	13
Dale Heidotting	0-0	0-0	0	0	0
Tom Sizer	0-0	0-0	1	0	0
Team			6		

Totals 29-64 12-19 36 13 70

Ohio St.	FG-A	FT-A	RB	PF	TP
John Havlicek	1-5	2-2	4	2	4
Richie Hoyt	3-5	1-1	1	3	7
Jerry Lucas	10-17	7-7	12	4	27
Larry Siegfried	6-10	2-3	3	2	14
Mel Nowell	3-9	3-3	3	1	9
Bob Knight	1-3	0-0	1	1	2
Gary Gearhart	1-1	0-0	0	1	2
Team			8		

Totals 25-50 15-16 32 14 65

Turnovers: Cincinnati 3, Ohio St. 8. Halftime: Ohio St. 39, Cincinnati 38. End of regulation: Tied at 61. Officials: Curtis Filiberti, Phil Fox. Attendance: 10,700.



1961 Cincinnati—Front Row (left to right): Jim Calhoun, Tony Yates, Carl Bouldin, Paul Hogue, Bob Wiesenhahn, Tom Thacker and Tom Sizer. **Back Row:** Head coach Ed Jucker, Larry Shingleton, Fred Dierking, Ron Reis, Dale Heidotting, Mark Altenau and assistant coach Tay Baker.

1962 CHAMPIONSHIP GAME, MARCH 24 AT LOUISVILLE, KY CINCINNATI 71, OHIO ST. 59


Cincinnati	FG-A	FT-A	RB	PF	TP
Ron Bonham	3-12	4-4	6	3	10
George Wilson	1-6	4-4	11	2	6
Paul Hogue	11-18	0-2	19	2	22
Tom Thacker	6-14	9-11	6	2	21
Tony Yates	4-8	4-7	1	1	12
Tom Sizer	0-0	0-0	0	0	0
Team			0		

Totals 25-58 21-28 43 10 71

Ohio St.	FG-A	FT-A	RB	PF	TP
John Havlicek	5-14	1-2	9	1	11
Doug McDonald	0-1	3-3	1	2	3
Jerry Lucas	5-17	1-2	16	3	11
Mel Nowell	4-16	1-1	6	2	9
Richard Reasbeck	4-6	0-0	0	4	8
James Doughty	0-1	0-0	2	2	0
Gary Bradds	5-7	5-6	4	2	15
Gary Gearhart	1-4	0-0	4	3	2
Team			0		

Totals 24-66 11-14 42 19 59

Turnovers: Cincinnati 8, Ohio St. 9. Halftime: Cincinnati 37, Ohio St. 29. Officials: Charles Eckman, Rudy Marick. Attendance: 18,469.



1962 Cincinnati—Front Row (left to right): Larry Shingleton, Tony Yates, Larry Elsasser, Tom Thacker, Tom Sizer and Jim Calhoun. **Back Row:** Assistant coach Tay Baker, Bill Abernathy, Fred Dierking, George Wilson, Ron Reis, Paul Hogue, Dale Heidotting, Ron Bonham and head coach Ed Jucker.

1963 CHAMPIONSHIP GAME, MARCH 23 AT LOUISVILLE, KY LOYOLA CHICAGO 60, CINCINNATI 58 (OT)

Loyola Chicago	FG-A	FT-A	RB	PF	TP
Vic Rouse*	6-22	3-4	12	4	15
Les Hunter*	6-22	4-4	11	3	16
John Egan*	3-8	3-5	3	3	9
Ron Miller*	3-14	0-0	2	3	6
Jerry Harkness*	5-18	4-8	6	4	14
Team		11			
Totals	23-84	14-21	45	17	60

Cincinnati	FG-A	FT-A	RB	PF	TP
Ron Bonham	8-16	6-6	4	3	22
Tom Thacker	5-12	3-4	15	4	13
George Wilson	4-8	2-3	13	4	10
Tony Yates	4-6	1-4	8	4	9
Larry Shingleton	1-3	2-3	4	0	4
Dale Heidotting	0-0	0-0	1	2	0
Team		7			
Totals	22-45	14-20	52	17	58



1963 Loyola Chicago—Front Row (left to right): Head coach George Ireland and assistant coach Jerry Lyne. **Back Row:** Jerry Harkness, John Egan, Chuck Wood, Vic Rouse, Les Hunter, Rich Rochelle, Jim Reardon, Dan Cannoughton, Ron Miller, manager John Gabcik, manager Fred Kuehl and athletic trainer Dennis McKenna.

Turnovers: Loyola Chicago 3, Cincinnati 16. Halftime: Cincinnati 29, Loyola Chicago 21. End of regulation: Tied at 54. Officials: Bill Busenius, Alex George. Attendance: 19,153.

1964 CHAMPIONSHIP GAME, MARCH 21 AT KANSAS CITY, MO

UCLA 98, DUKE 83

UCLA	FG-A	FT-A	RB	PF	TP
Keith Erickson	2-7	4-4	5	5	8
Jack Hirsch	5-9	3-5	6	3	13
Fred Slaughter	0-1	0-0	1	0	0
Gail Goodrich	9-18	9-9	3	1	27
Walt Hazzard	4-10	3-5	3	5	11
Doug McIntosh	4-9	0-0	11	2	8
Kim Stewart	0-1	0-0	0	1	0
Kenny Washington	11-16	4-4	12	4	26
Mike Huggins	0-1	0-1	1	2	0
Vaughn Hoffman	1-2	0-0	0	0	2
Chuck Darrow	0-1	3-4	1	2	3
Rich Levin	0-1	0-0	0	0	0
Team		8			
Totals	36-76	26-32	51	25	98

Duke	FG-A	FT-A	RB	PF	TP
Dennis Ferguson	2-6	0-1	1	3	4
Jay Buckley	5-8	8-12	9	4	18
Hack Tison	3-8	1-1	1	2	7
Buzzy Harrison	1-1	0-0	1	2	2
Jeff Mullins	9-21	4-4	4	5	22
Steve Vacendak	2-7	3-3	6	4	7
Ron Herbster	1-4	0-2	0	0	2
Jack Marin	8-16	0-1	10	3	16
Brent Kitching	1-1	0-0	1	0	2
Ted Mann	0-0	3-4	2	1	3
Frank Harscher	0-0	0-0	0	0	0
Ray Cox	0-0	0-0	0	0	0
Team		9			
Totals	32-72	19-28	44	24	83



1964 UCLA—Front Row (left to right): Manager Dennis Minishian, Gail Goodrich, Jack Hirsch, Rich Levin, Walt Hazzard, Kent Graham, Mike Huggins and Chuck Darrow. **Back Row:** Athletic trainer Ducky Drake, assistant coach Jerry Norman, Steve Brucker, Fred Slaughter, Doug McIntosh, Vaughn Hoffman, Keith Erickson, Kim Stewart, Kenny Washington and head coach John Wooden.

Turnovers: UCLA 19, Duke 24. Halftime: UCLA 50, Duke 38. Officials: Tom Glennon, Red Mihalik. Attendance: 10,864.


1965 CHAMPIONSHIP GAME, MARCH 20 AT PORTLAND, OR

UCLA 91, MICHIGAN 80

UCLA	FG-A	FT-A	RB	PF	TP
Edgar Lacey	5-7	1-2	7	3	11
Keith Erickson	1-1	1-2	1	1	3
Doug McIntosh	1-2	1-2	0	2	3
Gail Goodrich	12-22	18-20	4	4	42
Fred Goss	4-12	0-0	3	1	8
Kenny Washington	7-9	3-4	5	2	17
Mike Lynn	2-3	1-2	6	1	5
Vaughn Hoffman	1-1	0-0	1	0	2
Brice Chambers	0-0	0-1	0	0	0
John Lyons	0-0	0-0	0	1	0
Rich Levin	0-1	0-0	1	0	0
John Galbraith	0-0	0-0	0	0	0
Team		4			
Totals	33-58	25-33	32	15	91

Michigan	FG-A	FT-A	RB	PF	TP
Larry Tregoning	2-7	1-1	5	5	5
Oliver Darden	8-10	1-1	4	5	17
Bill Buntin	6-14	2-4	6	5	14
Cazzie Russell	10-16	8-9	5	2	28
George Pomey	2-5	0-0	2	2	4
Jim Myers	0-4	0-0	3	2	0
Craig Dill	1-2	2-2	1	1	4
Dan Brown	0-0	0-0	0	0	0
Tom Ludwig	1-2	0-0	0	0	2
John Thompson	0-0	0-0	0	0	0
John Clawson	3-4	0-0	0	2	6
Team		7			
Totals	33-64	14-17	33	24	80

Halftime: UCLA 47, Michigan 34. Officials: Steve Honzo, Red Mihalik. Attendance: 13,204.



1965 UCLA—Front Row (left to right): Assistant coach Jerry Norman, Gail Goodrich, John Lyons, John Galbraith, Mike Serafin, Brice Chambers, Larry McCollister and Fred Goss. **Back Row:** Head coach John Wooden, athletic trainer Ducky Drake, Rich Levin, Edgar Lacey, Doug McIntosh, Vaughn Hoffman, Bill Winkelholz, Mike Lynn, Keith Erickson, Kenny Washington and Bill Ureda.

1966 CHAMPIONSHIP GAME, MARCH 19 AT COLLEGE PARK, MD

UTEP 72, KENTUCKY 65

UTEP	FG-A	FT-A	RB	PF	TP
Harry Flourmoy*	1-1	0-0	2	0	2
David Lattin*	5-10	6-6	9	4	16
Bobby Joe Hill*	7-17	6-9	3	3	20
Orsten Artis*	5-13	5-5	8	1	15
Willie Cager	1-3	6-7	6	3	8
Willie Worsley*	2-4	4-6	4	0	8
Nevil Shed	1-1	1-1	3	1	3
Team		0			
Totals	22-49	28-34	35	12	72

Kentucky	FG-A	FT-A	RB	PF	TP
Louie Dampier	7-18	5-5	9	4	19
Tommy Kron	3-6	0-0	7	2	6
Larry Conley	4-9	2-2	8	5	10
Pat Riley	8-22	3-4	4	4	19
Thad Jaracz	3-8	1-2	5	5	7
Jim LeMaster	0-1	0-0	0	1	0
Cliff Berger	2-3	0-0	0	0	4
Gary Gamble	0-0	0-0	0	1	0
Bob Tallent	0-3	0-0	0	1	0
Team		0			
Totals	27-70	11-13	33	23	65

Halftime: UTEP 34, Kentucky 31. Officials: Steve Honzo, Thornton Jenkins. Attendance: 14,253.



1966 UTEP—Front Row (left to right): Bobby Joe Hill, Orsten Artis, Togo Railey and Willie Worsley. **Middle Row:** David Palacio, Dick Myers, Harry Flourmoy and Louis Boudoin. **Back Row:** Nevil Shed, Jerry Armstrong, Willie Cager, David Lattin and head coach Don Haskins.

1967 CHAMPIONSHIP GAME, MARCH 25 AT LOUISVILLE, KY

UCLA 79, DAYTON 64

UCLA	FG-A	FT-A	RB	PF	TP
Ken Heitz	2-7	0-0	6	2	4
Lynn Shackelford	5-10	0-2	3	1	10
Lew Alcindor	8-12	4-11	18	0	20
Lucius Allen	7-15	5-8	9	2	19
Mike Warren	8-16	1-1	7	1	17
Joe Chrisman	0-0	1-2	1	2	1
Jim Nielsen	0-1	0-1	1	3	0
Neville Saner	1-1	0-0	2	2	2
Bill Sweek	1-1	0-0	0	1	2
Dick Lynn	0-1	0-0	0	0	0
Gene Sutherland	0-0	0-0	0	0	0
Don Saffer	2-5	0-0	0	1	4
Team		7			
Totals	34-69	11-25	54	15	79



1967 UCLA—Front Row (left to right): Don Saffer, Lucius Allen, Dick Lynn, Gene Sutherland and Mike Warren. **Back Row:** Head coach John Wooden, assistant coach Jerry Norman, Joe Chrisman, Lynn Shackelford, Neville Saner, Lew Alcindor, Jim Nielsen, Ken Heitz, Bill Sweek, manager Ted Henry and athletic trainer Ducky Drake.

Dayton	FG-A	FT-A	RB	PF	TP
Don May	9-23	3-4	17	4	21
Dan Sadlier	2-5	1-2	7	5	5
Dan Obrovac	0-2	0-0	2	1	0
Gene Klaus	4-7	0-0	0	1	8
Bob Hooper	2-7	2-4	5	2	6
Rudy Waterman	4-11	2-3	1	3	10
Glinder Torain	3-14	0-0	4	3	6
Ned Sharpenter	2-5	4-5	5	1	8
John Samanich	0-2	0-0	2	0	0
Tom Heckman	0-0	0-0	0	0	0
Dave Inderrieden	0-0	0-0	0	0	0
Jim Wannemacher	0-0	0-0	0	0	0
Team		8			
Totals	26-76	12-18	51	20	64

Turnovers: UCLA 11, Dayton 11. Halftime: UCLA 38, Dayton 20. Officials: Lenny Wirtz, other not available. Attendance: 18,892.

1968 CHAMPIONSHIP GAME, MARCH 23 AT LOS ANGELES

UCLA 78, NORTH CAROLINA 55

UCLA	FG-A	FT-A	RB	PF	TP
Lew Alcindor	15-21	4-4	16	3	34
Mike Lynn	1-7	5-7	6	3	7
Lucius Allen	3-7	5-7	5	0	11
Mike Warren	3-7	1-1	3	2	7
Lynn Shackelford	3-5	0-1	2	0	6
Ken Heitz	3-6	1-1	2	3	7
Jim Nielsen	1-1	0-0	1	1	2
Bill Sweek	0-1	0-0	0	1	0
Gene Sutherland	1-2	0-0	2	1	2
Neville Saner	1-3	0-0	2	2	2
Team		9			
Totals	31-60	16-21	48	16	78



1968 UCLA—Front Row (left to right): Mike Warren, Gene Sutherland and Lucius Allen. **Back Row:** Head coach John Wooden, assistant coach Jerry Norman, Ken Heitz, Lynn Shackelford, Jim Nielsen, Lew Alcindor, Mike Lynn, Neville Saner, Bill Sweek, athletic trainer Ducky Drake and manager Frank Adler.

North Carolina	FG-A	FT-A	RB	PF	TP
Larry Miller	5-13	4-6	6	3	14
Bill Bunting	1-3	1-2	2	5	3
Rusty Clark	4-12	1-3	8	3	9
Charlie Scott	6-17	0-1	3	3	12
Dick Grubar	2-5	1-2	0	2	5
Eddie Fogler	1-4	2-2	0	0	4
Joe Brown	2-5	2-2	5	1	6
Gerald Tuttle	0-0	0-0	0	0	0
Jim Frye	1-2	0-1	1	0	2
Gra Whitehead	0-0	0-0	0	0	0
Jim Delany	0-1	0-0	0	0	0
Totals	22-63	11-19	35	17	55

North Carolina	FG-A	FT-A	RB	PF	TP
Ralph Fletcher	0-1	0-0	0	0	0
Team		10			
Totals	22-63	11-19	35	17	55

Turnovers: UCLA 26, North Carolina 23. Halftime: UCLA 32, North Carolina 22. Officials: Charles Fouty, Steve Honzo. Attendance: 14,438.

1969 CHAMPIONSHIP GAME, MARCH 22 AT LOUISVILLE, KY UCLA 92, PURDUE 72


UCLA	FG-A	FT-A	RB	PF	TP
Curtis Rowe	4-10	4-4	12	2	12
Lynn Shackelford	3-8	5-8	9	3	11
Lew Alcindor	15-20	7-9	20	2	37
Ken Heitz	0-3	0-1	3	4	0
John Vallely	4-9	7-10	4	3	15
Sidney Wicks	0-1	3-6	4	1	3
Bill Sweek	3-3	0-1	1	3	6
Steve Patterson	1-1	2-2	2	0	4
Bill Seibert	0-0	0-0	1	0	0
George Farmer	0-0	0-0	0	1	0
John Ecker	1-1	0-0	0	0	2
Terry Schofield	1-2	0-0	0	0	2
Team		5			
Totals	32-58	28-41	61	19	92

Purdue	FG-A	FT-A	RB	PF	TP
Larry Weatherford	1-5	2-2	1	3	4
George Faerber	1-2	0-0	3	5	2
Rick Mount	12-36	4-5	1	3	28
Bill Keller	4-17	3-4	4	5	11
Tyrone Bedford	3-8	1-3	8	3	7
Jerry Johnson	4-9	3-4	9	2	11
Frank Kaufman	0-0	2-2	5	5	2
Ralph Taylor	0-0	0-0	0	0	0
Ted Reasoner	0-1	0-1	1	2	0
Herman Gilliam	2-14	3-3	11	2	7
Team		5			
Totals	27-92	18-24	48	30	72


Turnovers: UCLA 19, Purdue 4. Halftime: UCLA 42, Purdue 31. Officials: Irv Brown, Michael DiTomasso. Attendance: 18,669.

1970 CHAMPIONSHIP GAME, MARCH 21 AT COLLEGE PARK, MD UCLA 80, JACKSONVILLE 69

UCLA	FG-A	FT-A	RB	PF	TP
Rick Betchley	0-0	0-1	0	0	0
Andy Hill	0-0	0-1	0	0	0
Sidney Wicks	5-9	7-10	18	3	17
Curtis Rowe	7-15	5-5	8	4	19
Steve Patterson	8-15	1-4	11	1	17
John Vallely	5-10	5-7	7	2	15
Henry Bibby	2-11	4-4	4	1	8
Kenny Booker	0-0	2-3	0	0	2
John Ecker	1-1	0-0	0	0	2
Terry Schofield	0-0	0-0	0	0	0
Bill Seibert	0-1	0-0	1	1	0
Jon Chapman	0-1	0-0	1	0	0
Team		3			
Totals	28-63	24-35	53	12	80




1969 UCLA—Front Row (left to right): Athletic trainer Ducky Drake, assistant coach Denny Crum, head coach John Wooden, assistant coach Gary Cunningham and manager Bob Marcucci. **Middle Row:** George Farmer, Bill Sweek, Ken Heitz, John Vallely and Terry Schofield. **Back Row:** Lynn Shackelford, Curtis Rowe, Steve Patterson, Lew Alcindor, Sidney Wicks, John Ecker and Bill Seibert.



1970 UCLA—Front Row (left to right): Henry Bibby, Terry Schofield and Andy Hill. **Middle Row:** Manager George Morgan, assistant coach Gary Cunningham, head coach John Wooden, assistant coach Denny Crum and athletic trainer Ducky Drake. **Back Row:** Kenny Booker, Rick Betchley, John Ecker, Sidney Wicks, Steve Patterson, Jon Chapman, Curtis Rowe, Bill Seibert and John Vallely.

Jacksonville	FG-A	FT-A	RB	PF	TP
Mike Blevins	1-2	1-2	0	1	3
Pembrook Burrows	6-9	0-0	6	1	12
Artis Gilmore	9-29	1-1	16	5	19
Rex Morgan	5-11	0-0	4	5	10
Vaughn Wedeking	6-11	0-0	2	2	12
Chip Dublin	0-5	2-2	1	4	2
Gene Nelson	3-9	2-2	5	1	8
Rod McIntyre	1-3	0-0	3	3	2
Rusty Baldwin	0-0	0-0	0	0	0
Dan Hawkins	0-1	1-1	1	1	1
Ken Selke	0-0	0-0	0	0	0
Team			2		
Totals	31-80	7-8	40	23	69

Turnovers: UCLA 23, Jacksonville 18. Halftime: UCLA 41, Jacksonville 36. Officials: Bobby Scott, Lenny Wirtz. Attendance: 14,380.



1971 UCLA—Front Row (left to right): Andy Hill and Henry Bibby. Middle Row: Manager George Morgan, assistant coach Denny Crum, head coach John Wooden, assistant coach Gary Cunningham and athletic trainer Ducky Drake. Back Row: Larry Hollyfield, Larry Farmer, John Ecker, Curtis Rowe, Steve Patterson, Sidney Wicks, Jon Chapman, Kenny Booker, Rick Betchley and Terry Schofield.



1972 UCLA—Front Row: Manager Les Friedman. Middle Row (left to right): Head coach John Wooden, athletic trainer Ducky Drake and assistant coach Gary Cunningham. Back Row: Tommy Curtis, Greg Lee, Larry Hollyfield, Jon Chapman, Keith Wilkes, Bill Walton, Swen Nater, Vince Carson, Larry Farmer, Gary Franklin, Andy Hill and Henry Bibby.


1971 CHAMPIONSHIP GAME, MARCH 27 AT HOUSTON

UCLA 68, VILLANOVA 62

UCLA	FG-A	FT-A	RB	PF	TP
Curtis Rowe	2-3	4-5	8	0	8
Sidney Wicks	3-7	1-1	9	2	7
Steve Patterson	13-18	3-5	8	1	29
Henry Bibby	6-12	5-5	2	1	17
Kenny Booker	0-0	0-0	0	0	0
Terry Schofield	3-9	0-0	1	4	6
Rick Betchley	0-0	1-2	1	1	1
Team			5		
Totals	27-49	14-18	34	9	68

Villanova	FG-A	FT-A	RB	PF	TP
Tom Ingelsby	3-9	1-1	4	2	7
Hank Siemiontkowski	9-16	1-2	6	3	19
Chris Ford	0-4	2-3	5	4	2
Clarence Smith	4-11	1-1	2	4	9
Howard Porter	10-21	5-6	8	1	25
Joe McDowell	0-1	0-0	2	0	0
Team			4		
Totals	26-62	10-13	31	14	62

Turnovers: UCLA 13, Villanova 10. Halftime: UCLA 45, Villanova 37. Officials: Jim Bain, Irv Brown. Attendance: 31,765.



1973 UCLA—Front Row (left to right): Bob Webb, Tommy Curtis, Gary Franklin and Casey Corliss. **Middle Row:** Larry Hollyfield, manager Les Friedman, head coach John Wooden, assistant coach Gary Cunningham, athletic trainer Ducky Drake and Greg Lee. **Back Row:** Larry Farmer, Keith Wilkes, Dave Meyers, Bill Walton, Ralph Drollinger, Swen Nater, Vince Carson and Pete Trgovich.


1972 CHAMPIONSHIP GAME, MARCH 25 AT LOS ANGELES

UCLA 81, FLORIDA ST. 76

UCLA	FG-A	FT-A	RB	PF	TP
Larry Farmer	2-6	0-0	6	2	4
Keith Wilkes	11-16	1-2	10	4	23
Bill Walton	9-17	6-11	20	4	24
Greg Lee	0-0	0-0	2	0	0
Henry Bibby	8-17	2-3	3	2	18
Tommy Curtis	4-14	0-1	4	1	8
Larry Hollyfield	1-6	0-0	2	2	2
Swen Nater	1-2	0-1	1	0	2
Team			2		
Totals	36-78	9-18	50	15	81

Florida St.	FG-A	FT-A	RB	PF	TP
Reggie Royals	5-7	5-6	10	5	15
Rowland Garrett	1-9	1-1	5	1	3
Lawrence McCray	3-6	2-5	6	4	8
Ron King	12-20	3-3	6	1	27
Greg Samuel	3-10	0-0	1	1	6
Ron Harris	7-13	2-3	6	1	16
Otto Petty	0-0	1-1	0	1	1
Ottis Cole	0-2	0-0	2	1	0
Team			6		
Totals	31-67	14-19	42	15	76

Halftime: UCLA 50, Florida St. 39. Officials: Irv Brown, Bobby Scott. Attendance: 15,063.



1974 North Carolina State—Front Row (left to right): Manager Mike Sloan, Steve Smoral, Craig Kuszmaul, Mark Moeller, Monte Towe, David Thompson, Greg Hawkins, Moe Rivers and Bruce Dayhuff. **Middle Row:** Assistant coach Eddie Biedenbach, assistant coach Art Musselman, Steve Nuce, Dwight Johnson, Jerry Hunt, Tim Stoddard, Steve Smith, Ken Gehring, assistant coach Sam Esposito and head coach Norm Sloan. **Back Row:** Bill Lake, Tom Burleson, Phil Spence and Mike Buurma.

1973 CHAMPIONSHIP GAME, MARCH 26 AT ST. LOUIS

UCLA 87, MEMPHIS 66

UCLA	FG-A	FT-A	RB	PF	TP
Keith Wilkes	8-14	0-0	7	2	16
Larry Farmer	1-4	0-0	2	2	2
Bill Walton	21-22	2-5	13	4	44
Greg Lee	1-1	3-3	3	2	5
Larry Hollyfield	4-7	0-0	3	4	8
Tommy Curtis	1-4	2-2	3	1	4
Dave Meyers	2-7	0-0	3	1	4
Swen Nater	1-1	0-0	3	2	2
Gary Franklin	1-2	0-1	1	0	2
Vince Carson	0-0	0-0	0	0	0
Bob Webb	0-0	0-0	0	0	0
Team			2		
Totals	40-62	7-11	40	18	87

Memphis	FG-A	FT-A	RB	PF	TP
Bill Buford	3-7	1-2	3	1	7
Larry Kenon	8-16	4-4	8	3	20
Ron Robinson	3-6	0-1	7	4	6
Bill Laurie	0-1	0-0	0	0	0
Larry Finch	9-21	11-13	1	2	29
Bill Cook	1-4	2-2	0	1	4
Wes Westfall	0-1	0-0	0	5	0
Clarence Jones	0-0	0-0	0	0	0
Jerry Tetzlaff	0-0	0-2	0	1	0
Jim Liss	0-1	0-0	0	0	0
Ken Andrews	0-0	0-0	0	0	0
Doug McKinney	0-0	0-0	0	0	0
Team			2		
Totals	24-57	18-24	21	17	66

Turnovers: UCLA 17, Memphis 8. Halftime: Tied at 39. Technical fouls: Hollyfield, Kenon. Officials: Jim Howell, Joe Shosid. Attendance: 19,301.

1974 CHAMPIONSHIP GAME, MARCH 25 AT GREENSBORO, NC

NORTH CAROLINA ST. 76, MARQUETTE 64


North Carolina St.	FG-A	FT-A	RB	PF	TP
Tim Stoddard	3-4	2-2	7	5	8
David Thompson	7-12	7-8	7	3	21
Tom Burleson	6-9	2-6	11	4	14
Moe Rivers	4-9	6-9	2	2	14
Monte Towe	5-10	6-7	3	1	16
Phil Spence	1-2	1-2	3	2	3
Mark Moeller	0-0	0-0	0	0	0
Team			1		
Totals	26-46	24-34	34	17	76

Marquette	FG-A	FT-A	RB	PF	TP
Bo Ellis	6-16	0-0	11	5	12
Earl Tatum	2-7	0-0	3	4	4
Maurice Lucas	7-13	7-9	13	4	21
Lloyd Walton	4-10	0-0	2	2	8
Marcus Washington	3-13	5-8	4	3	11
Ed Daniels	1-3	1-2	0	3	3
Rick Campbell	2-3	0-0	1	3	4
Jerry Homan	0-4	1-2	6	2	1
Dave Delsman	0-0	0-0	0	2	0
Barry Brennan	0-0	0-0	0	1	0
Team			3		
Totals	25-69	14-21	43	29	64

Turnovers: North Carolina St. 23, Marquette 18. Halftime: North Carolina St. 39, Marquette 30. Technical fouls: Marquette coach Al McGuire 2. Officials: Irv Brown, Jim Howell. Attendance: 15,742.




1975 UCLA—Front Row (left to right): Marvin Thomas, Gavin Smith, Jim Spillane, Ray Townsend, Pete Trgovich and Andre McCarter. **Back Row:** Head coach John Wooden, assistant coach Gary Cunningham, Marques Johnson, Dave Meyers, Richard Washington, Ralph Drollinger, Brett Vroman, Wilbert Olinde, Casey Corliss, Frank Arnold and manager Les Friedman.



1976 Indiana—Front Row (left to right): Bobby Wilkerson, Jim Crews, Scott May, Quinn Buckner, Tom Abernethy and Kent Benson. **Second Row:** Manager Tim Walker, Rich Valavicius, Mark Haymore, Scott Eells, Wayne Radford, Bob Bender and manager Chuck Swenson. **Third Row:** Head coach Bob Knight, assistant coach Harold Andreas, Jim Roberson, Jim Wisman, assistant coach Bob Donewald and assistant coach Bob Weltlich.



1977 Marquette—(Left to right): Jim Boylan, Bill Neary, Ulice Payne, Butch Lee, Jim Dudley, Gary Rosenberger, Bernard Toone, Jerome Whitehead, Craig Butrym, Robert Byrd and Bo Ellis.



1978 Kentucky—Front Row (left to right): Head coach Joe Hall, Jay Shidler, Dwane Casey, Kyle Macy, Jack Givens, Tim Stephens, Chris Gettelfinger, Truman Claytor and assistant coach Dick Parsons. Back Row: Assistant athletic trainer Walt McCombs, manager Don Sullivan, LaVon Williams, Scott Courts, Mike Phillips, Rick Robey, Chuck Aleksinas, Fred Cowan, James Lee, assistant coach Leonard Hamilton and assistant coach Joe Dean Jr.

1975 CHAMPIONSHIP GAME, MARCH 31 AT SAN DIEGO

UCLA 92, KENTUCKY 85

UCLA	FG-A	FT-A	RB	PF	TP
Dave Meyers	9-18	6-7	11	4	24
Marques Johnson	3-9	0-1	7	2	6
Richard Washington	12-23	4-5	12	4	28
Andre McCarter	3-6	2-3	2	1	8
Pete Trgovich	7-16	2-4	5	4	16
Ralph Drollinger	4-6	2-5	13	4	10
Team		5			

Totals 38-78 | 16-25 | 55 | 19 | 92

Kentucky	FG-A	FT-A	RB	PF	TP
Kevin Grevey	13-30	8-10	5	4	34
Bob Guyette	7-11	2-2	7	3	16
Rick Robey	1-3	0-0	9	5	2
Jimmy Dan Conner	4-12	1-2	5	1	9
Mike Flynn	3-9	4-5	3	4	10
Jack Givens	3-10	2-3	6	3	8
Larry Johnson	0-3	0-0	3	3	0
Mike Phillips	1-7	2-3	6	4	4
James Lee	0-0	0-0	0	1	0
Dan Hall	1-1	0-0	1	0	2

Totals 33-86 | 19-25 | 49 | 28 | 85

Turnovers: UCLA 13, Kentucky 13. Halftime: UCLA 43, Kentucky 40. Technical foul: Meyers. Officials: Hank Nichols, Bob Wortman. Attendance: 15,151.



1979 Michigan State—Front Row (left to right): Manager Randy Bishop, equipment manager Ed Belloli, assistant coach Fred Paulsen, assistant coach Bill Berry, head coach Jud Heathcote, assistant coach Dave Harshman, athletic trainer Clint Thompson and manager Darwin Payton. **Back Row:** Terry Donnelly, Greg Lloyd, Gerald Gilkie, Don Brkovich, Rick Kaye, Ron Charles, Magic Johnson, Greg Kelsner, Jay Vincent, Rob Gonzalez, Mike Brkovich, Jamie Huffman and Mike Longaker.

1976 CHAMPIONSHIP GAME, MARCH 29 AT PHILADELPHIA

INDIANA 86, MICHIGAN 68


Indiana	FG-A	FT-A	RB	PF	TP
Scott May	10-17	6-6	8	4	26
Tom Abernethy	4-8	3-3	4	2	11
Kent Benson	11-20	3-5	9	3	25
Bobby Wilkerson	0-1	0-0	0	1	0
Quinn Buckner	5-10	6-9	8	4	16
Wayne Radford	0-1	0-0	1	0	0
Jim Wisman	0-1	2-3	1	4	2
Jim Crews	0-1	2-2	1	1	2
Rich Valavicius	1-1	0-0	0	0	2
Bob Bender	0-0	0-0	0	0	0
Mark Haymore	1-1	0-0	1	0	2
Team		3			

Totals 32-61 | 22-28 | 36 | 19 | 86

Michigan	FG-A	FT-A	RB	PF	TP
Wayman Britt	5-6	1-1	3	5	11
John Robinson	4-8	0-1	6	2	8
Phil Hubbard	4-8	2-2	11	5	10
Rickey Green	7-16	4-5	6	3	18
Steve Grote	4-9	4-6	1	4	12
Dave Baxter	0-2	0-0	0	2	0
Alan Hardy	1-2	0-0	2	0	2
Joel Thompson	0-0	0-0	0	0	0
Tom Staton	2-5	3-4	2	3	7
Tom Bergen	0-1	0-0	0	1	0
Team		1			

Totals 27-57 | 14-19 | 32 | 25 | 68

Turnovers: Indiana 13, Michigan 19. Halftime: Michigan 35, Indiana 29. Officials: Irv Brown, Bob Wortman. Attendance: 17,540.



1980 Louisville—Front Row (left to right): Manager Randy Bufford, Greg Deuser, Jerry Eaves, Roger Burkman, head coach Denny Crum, Darrell Griffith, Tony Branch, Poncho Wright and manager Lambert Jemley. **Back Row:** Assistant coach Jerry Jones, graduate assistant coach Mark McDonald, Rodney McCray, Daryl Cleveland, Marty Pulliam, Scooter McCray, Wiley Brown, Derek Smith, assistant coach Wade Houston, assistant head coach Bill Olsen and athletic trainer Steve Donohue.

1977 CHAMPIONSHIP GAME, MARCH 28 AT ATLANTA MARQUETTE 67, NORTH CAROLINA 59

Marquette	FG-A	FT-A	RB	PF	TP
Bo Ellis	5-9	4-5	9	4	14
Bill Neary	0-2	0-0	0	1	0
Jerome Whitehead	2-8	4-4	11	2	8
Butch Lee	6-14	7-7	3	1	19
Jim Boylan	5-7	4-4	4	3	14
Bernard Toone	3-6	0-1	0	1	6
Gary Rosenberger	1-1	4-4	1	1	6
Team			1		
Totals	22-47	23-25	29	13	67
North Carolina	FG-A	FT-A	RB	PF	TP
Walter Davis	6-13	8-10	8	4	20
Mike O'Koren	6-10	2-4	11	5	14
Rich Yonakor	3-5	0-0	4	0	6
Phil Ford	3-10	0-0	2	3	6
John Kuester	2-6	1-2	0	5	5
Steve Krafcisin	1-1	0-0	0	0	2
Tom Zaliagiris	2-3	0-0	0	3	4
Dudley Bradley	1-1	0-0	0	2	2
Bruce Buckley	0-1	0-0	0	1	0
Jeff Wolf	0-1	0-0	1	0	0
Dave Colescott	0-0	0-0	0	0	0
Woody Coley	0-0	0-0	0	0	0
Ged Doughton	0-0	0-0	0	0	0
John Virgil	0-0	0-0	0	1	0
Team			2		
Totals	24-51	11-16	28	24	59

Turnovers: Marquette 11, North Carolina 14. Halftime: Marquette 39, North Carolina 27. Technical foul: Toone. Officials: Reggie Copeland, Paul Galvan. Attendance: 16,086.

1978 CHAMPIONSHIP GAME, MARCH 27 AT ST. LOUIS KENTUCKY 94, DUKE 88

Kentucky	FG-A	FT-A	RB	PF	TP
Jack Givens	18-27	5-8	8	4	41
Rick Robey	8-11	4-6	11	2	20
Mike Phillips	1-4	2-2	2	5	4
Kyle Macy	3-3	3-4	0	1	9
Truman Claytor	3-5	2-4	0	2	8
James Lee	4-8	0-0	4	4	8
Jay Shidler	1-5	0-1	1	3	2
LaVon Williams	1-3	0-0	4	2	2
Chuck Aleksinas	0-0	0-0	0	1	0
Fred Cowan	0-2	0-0	2	1	0
Tim Stephens	0-0	0-0	0	0	0
Scott Courts	0-0	0-0	0	0	0
Chris Gettelfinger	0-0	0-0	0	0	0
Dwane Casey	0-0	0-0	0	0	0
Team			0		
Totals	39-68	16-25	32	25	94
Duke	FG-A	FT-A	RB	PF	TP
Eugene Banks	6-12	10-12	8	2	22
Kenny Dennard	5-7	0-0	9	5	10
Mike Gminski	6-16	8-8	12	3	20
John Harrell	2-2	0-0	0	3	4
Jim Spanarkel	8-16	5-6	2	4	21
Bob Bender	1-2	5-5	1	3	7
Jim Suddath	1-3	2-3	2	1	4
Scott Goetsch	0-1	0-0	1	1	0
Team			1		
Totals	29-59	30-34	36	22	88


Turnovers: Kentucky 14, Duke 17. Halftime: Kentucky 45, Duke 38. Technical fouls: Duke




1981 Indiana—Front Row (left to right): Manager Steve Skoronski, Eric Kirchner, Ray Tolbert, Glen Grunwald, Steve Risley and Phil Isenberger. Middle Row: Assistant coach Gerry Gimelstob, assistant coach Jene Davis, Chuck Franz, Randy Wittman, Isiah Thomas, Ted Kitchel, assistant coach Jim Crews and athletic trainer Bob Young. Back Row: Team physician Dr. Brad Bomba, head coach Bob Knight, Landon Turner, Mike LaFave, Steve Bouchie, Tony Brown, Jim Thomas and volunteer coach Steve Downing.



1982 North Carolina—Front Row (left to right): Athletic trainer Marc Davis, assistant coach Roy Williams, head coach Dean Smith, Jimmy Braddock, Jeb Barlow, Jimmy Black, Chris Brust, Lynwood Robinson, manager Chuck Duckett, assistant coach Eddie Fogler and assistant coach Bill Guthridge. Back Row: Manager David Hart, manager Ralph Meekins, Dean Shaffer, Michael Jordan, James Worthy, John Brownlee, Timo Makkonen, Warren Martin, Sam Perkins, Matt Doherty, Cecil Exum, Buzz Peterson and manager David Daly.



1983 North Carolina State—Front Row (left to right): Alvin Battle, Thurl Bailey, Sidney Lowe, Dereck Whittenburg, Quinton Leonard and Harold Thompson. **Middle Row:** George McClain, Walt Densmore, Dinky Proctor, Cozell McQueen, Lorenzo Charles, Mike Warren, Terry Gannon and Ernie Myers. **Back Row:** Manager Gary Bryant, head athletic trainer Craig Sink, assistant coach Ed McLean, assistant coach Ray Martin, head coach Jim Valvano, assistant coach Tom Abatemarco, graduate assistant coach Max Perry, manager Steve Whitt and assistant athletic trainer Jim Rehbock.



1984 Georgetown—Front Row (left to right): Bill Martin, Gene Smith, manager Steve Wolf, Fred Brown and Ralph Dalton. **Back Row:** Manager George Jackson, Michael Jackson, Clifton Dairsow, Victor Morris, Patrick Ewing, Michael Graham, Reggie Williams, David Wingate, Horace Broadnax and manager David Greene.

1979 CHAMPIONSHIP GAME, MARCH 26 AT SALT LAKE CITY MICHIGAN ST. 75, INDIANA ST. 64

Michigan St.	FG-A	FT-A	RB	PF	TP
Greg Kelsner	7-13	5-6	8	4	19
Magic Johnson	8-15	8-10	7	3	24
Jay Vincent	2-5	1-2	2	4	5
Terry Donnelly	5-5	5-6	4	2	15
Mike Brkovich	1-2	3-7	4	1	5
Ron Charles	3-3	1-2	7	5	7
Mike Longaker	0-0	0-0	0	0	0
Rob Gonzalez	0-0	0-0	0	0	0
Team			2		
Totals	26-43	23-33	34	19	75

Indiana St.	FG-A	FT-A	RB	PF	TP
Brad Miley	0-0	0-1	3	1	0
Alex Gilbert	2-3	0-4	4	4	4
Larry Bird	7-21	5-8	13	3	19
Carl Nicks	7-14	3-6	2	5	17
Steve Reed	4-9	0-0	0	4	8
Bob Heaton	4-14	2-2	6	2	10
Leroy Staley	2-2	0-1	3	2	4
Rich Nemcek	1-1	0-0	0	3	2
Team			3		
Totals	27-64	10-22	34	24	64

Turnovers: Michigan St. 16, Indiana St. 10. Halftime: Michigan St. 37, Indiana St. 28. Technical fouls: Bird. Officials: Gary Muncy, Hank Nichols, Lenny Wirtz. Attendance: 15,410.




1985 Villanova—Front Row (left to right): Dwight Wilbur, Veltra Dawson, R.C. Massimino, Gary McLain, Brian Harrington, Harold Jensen and Steve Pinone. **Back Row:** Wyatt Maker, Ed Pinckney, Mark Plansky, Harold Pressley, head coach Rollie Massimino, Dwayne McClain, Connally Brown and Chuck Everson.

1980 CHAMPIONSHIP GAME, MARCH 24 AT INDIANAPOLIS LOUISVILLE 59, UCLA 54

Louisville	FG-A	FT-A	RB	PF	TP
Rodney McCray	2-4	3-4	11	4	7
Derek Smith	3-9	3-4	5	2	9
Wiley Brown	4-12	0-2	7	3	8
Jerry Eaves	4-7	0-2	3	3	8
Darrell Griffith	9-16	5-8	2	3	23
Tony Branch	0-0	0-0	0	0	0
Roger Burkman	0-1	0-0	1	4	0
Poncho Wright	2-4	0-0	4	1	4
Team			3		
Totals	24-53	11-20	36	20	59

UCLA	FG-A	FT-A	RB	PF	TP
Kiki Vandeweghe	4-9	6-6	7	3	14
James Wilkes	1-4	0-0	6	3	2
Mike Sanders	4-10	2-4	6	4	10
Rod Foster	6-15	4-4	1	3	16
Michael Holton	1-3	2-2	2	2	4
Darren Daye	1-3	0-0	1	1	2
Cliff Pruitt	2-8	2-2	6	2	6
Tony Anderson	0-0	0-0	0	0	0
Darrell Allums	0-0	0-0	2	0	0
Team			3		
Totals	19-52	16-18	34	18	54

Turnovers: Louisville 17, UCLA 16. Halftime: UCLA 28, Louisville 26. Officials: Larry Lembo, Hank Nichols, Rich Weiler. Attendance: 16,637.




1986 Louisville—Front Row (left to right): Kevin Walls, Chris West, Mike Abram and Keith Williams. **Middle Row:** Herbert Crook, Jeff Hall, Billy Thompson, head coach Denny Crum, Milt Wagner, Robbie Valentine and Mark McSwain. **Back Row:** Manager Jeff Witt, athletic trainer Jerry May, assistant coach Jerry Jones, assistant coach Wade Houston, Avery Marshall, David Robinson, Will Olliges, Pervis Ellison, Kenny Payne, Tony Kimbro, assistant coach Bobby Dotson, conditioning coordinator Doug Semenick and graduate assistant coach Jeff Van Pelt.

1981 CHAMPIONSHIP GAME, MARCH 30 AT PHILADELPHIA INDIANA 63, NORTH CAROLINA 50

Indiana	FG-A	FT-A	RB	PF	TP
Landon Turner	5-8	2-2	6	5	12
Ted Kitchel	0-1	0-0	0	3	0
Ray Tolbert	1-4	3-6	11	0	5
Randy Wittman	7-13	2-2	4	2	16
Isiah Thomas	8-17	7-8	2	4	23
Jim Thomas	1-4	0-0	4	2	2
Steve Risley	1-1	3-4	4	1	5
Team			2		
Totals	23-48	17-22	33	17	63

North Carolina	FG-A	FT-A	RB	PF	TP
Al Wood	6-13	6-9	6	4	18
James Worthy	3-11	1-2	6	5	7
Sam Perkins	5-8	1-2	8	3	11
Mike Pepper	2-5	2-2	1	1	6
Jimmy Black	3-4	0-0	2	5	6
Jimmy Braddock	0-2	0-0	0	1	0
Eric Kenny	0-1	0-0	1	0	0
Pete Budko	0-1	0-0	1	0	0
Matt Doherty	1-2	0-1	4	4	2
Chris Brust	0-0	0-0	0	0	0
Team			0		
Totals	20-47	10-16	29	23	50




1987 Indiana—Front Row (left to right): Todd Jadlow, Keith Smart, Todd Meier, Steve Alford, Daryl Thomas, Dean Garrett, Kreigh Smith and Joe Hillman. **Second Row:** Tony Freeman, Dave Minor, Jeff Oliphant, Brian Sloan, Steve Eyl, Magnus Pelkowski and Rick Calloway. **Third Row:** Athletic trainer Tim Garl, assistant coach Ron Felling, assistant coach Joby Wright, head coach Bob Knight, assistant coach Kohn Smith, assistant coach Royce Waltman and team physician Dr. Brad Bomba. **Back Row:** Graduate assistant coach Julio Salazar, manager Mike McGlothlin, manager Bill Himbrook, graduate assistant coach Murry Bartow and graduate assistant coach Dan Dakich.

Turnovers: Indiana 14, North Carolina 19. Halftime: Indiana 27, North Carolina 26. Technical foul: Turner. Officials: Ken Lauderdale, Lou Moser, Booker Turner. Attendance: 18,276.

1982 CHAMPIONSHIP GAME, MARCH 29 AT NEW ORLEANS NORTH CAROLINA 63, GEORGETOWN 62

North Carolina	FG-A	FT-A	RB	PF	TP
Matt Doherty	1-3	2-3	3	0	4
James Worthy	13-17	2-7	4	3	28
Sam Perkins	3-7	4-6	7	2	10
Jimmy Black	1-4	2-2	3	2	4
Michael Jordan	7-13	2-2	9	2	16
Buzz Peterson	0-3	0-0	1	0	0
Chris Brust	0-0	1-2	1	1	1
Jimmy Braddock	0-0	0-0	0	1	0
Team			2		
Totals	25-47	13-22	30	11	63

Georgetown	FG-A	FT-A	RB	PF	TP
Eric Smith	6-8	2-2	3	5	14
Mike Hancock	0-2	0-0	0	1	0
Patrick Ewing	10-15	3-3	11	4	23
Fred Brown	1-2	2-2	2	4	4
Eric Floyd	9-17	0-0	3	2	18
Ed Spriggs	0-2	1-2	1	2	1
Gene Smith	0-0	0-0	0	1	0
Anthony Jones	1-3	0-0	0	0	2
Bill Martin	0-2	0-0	0	1	0
Team			2		
Totals	27-51	8-9	20	20	62



1988 Kansas—Front Row (left to right): Lincoln Minor, Jeff Gueldner, Milt Newton, Kevin Pritchard, Otis Levingston, Scooter Barry, Keith Harris and Mike Maddox. **Back Row:** Mark Randall, Sean Alvarado, Mike Masucci, Marvin Branch, Danny Manning, Chris Piper, Archie Marshall and manager Bill Pope. **Not pictured:** Clint Normore and Marvin Mattox.


Turnovers: North Carolina 13, Georgetown 12. Halftime: Georgetown 32, North Carolina 31. Officials: John Dabrow, Bobby Dibbler, Hank Nichols. Attendance: 61,612.

1983 CHAMPIONSHIP GAME, APRIL 4 AT ALBUQUERQUE, NM NORTH CAROLINA ST. 54, HOUSTON 52

North Carolina St.	FG-A	FT-A	RB	PF	TP
Terry Gannon	3-4	1-2	1	3	7
Dereck Whittenburg	6-17	2-2	5	3	14
Ernie Myers	0-0	0-0	1	0	0
Alvin Battle	0-1	2-2	1	1	2
Sidney Lowe	4-9	0-1	0	2	8
Thurl Bailey	7-16	1-2	5	1	15
Lorenzo Charles	2-7	0-0	7	2	4
Cozell McQueen	1-5	2-2	12	4	4
Team			2		
Totals	23-59	8-11	34	16	54

Houston	FG-A	FT-A	RB	PF	TP
Clyde Drexler	1-5	2-2	2	4	4
Larry Micheaux	2-6	0-0	6	1	4
Akeem Olajuwon	7-15	6-7	18	1	20
Alvin Franklin	2-6	0-1	0	0	4
Michael Young	3-10	0-4	8	0	6
Reid Gettys	2-2	0-0	2	3	4
Benny Anders	4-9	2-5	2	2	10
Bryan Williams	0-1	0-0	4	3	0
David Rose	0-1	0-0	1	2	0
Team			1		
Totals	21-55	10-19	44	16	52

Turnovers: North Carolina St. 6, Houston 13. Halftime: North Carolina St. 33, Houston 25. Officials: Joe Forte, Paul Housman, Hank Nichols. Attendance: 17,327.



1989 Michigan—Front Row (left to right): Head coach Steve Fisher, Mike Griffin, Sean Higgins, Glen Rice, Loy Vaught, Mark Hughes, Terry Mills, J.P. Oosterbaan and Mike Boyd. **Back Row:** Dan Minert, Joe Czupek, Marc Koenig, Demetrius Calip, Rob Pelinka, Chris Seter, James Voskuil, Kirk Tayler, Rumeal Robinson, Brian Dutcher and Bob Bland. *Not pictured:* Eric Riley.


1984 CHAMPIONSHIP GAME, APRIL 2 AT SEATTLE

Georgetown	FG-A	FT-A	RB	A	PF	TP
Ralph Dalton	0-0	0-0	2	0	1	0
David Wingate	5-10	6-9	1	3	4	16
Patrick Ewing	4-8	2-2	9	3	4	10
Fred Brown	1-2	2-2	4	4	4	4
Michael Jackson	3-4	5-5	0	6	4	11
Bill Martin	3-6	0-0	2	0	0	6
Horace Broadnax	2-3	0-0	0	0	2	4
Reggie Williams	9-18	1-2	7	3	2	19
Michael Graham	7-9	0-2	5	0	4	14
Victor Morris	0-0	0-0	0	0	0	0
Team			0			
Totals	34-60	16-22	30	19	25	84

Houston	FG-A	FT-A	RB	A	PF	TP
Rickie Winslow	0-1	2-2	6	3	4	2
Michael Young	8-21	2-3	5	1	3	18
Akeem Olajuwon	6-9	3-7	9	0	4	15
Alvin Franklin	8-15	5-6	2	9	3	21
Reid Gettys	3-3	0-0	1	7	2	6
Derek Giles	0-0	0-0	0	0	0	0
Benny Anders	2-2	0-2	0	0	0	4
Greg Anderson	1-1	0-0	2	0	0	2
Braxton Clark	0-0	0-0	0	0	0	0
Eric Dickens	2-3	1-2	0	0	5	5
Renaldo Thomas	0-0	0-0	0	0	0	0
James Weaver	0-0	0-0	0	0	0	0
Gary Orsak	1-1	0-0	0	0	0	2
Marvin Alexander	0-0	0-0	1	0	0	0
Stacey Belcher	0-0	0-0	0	0	0	0
Team			0			
Totals	31-56	13-22	26	20	21	75

Turnovers: Georgetown 9, Houston 20. Halftime: Georgetown 40, Houston 30. Officials: Ron Spittler, Mike Tanco, Booker Turner. Attendance: 38,471.

GEORGETOWN 84, HOUSTON 75




1990 UNLV—Front Row (left to right): Bryan Emerzian, Byron Wesley, Dan Bisek, Sean Watkins and Dave Rice. **Middle Row:** Greg Anthony, James Jones, David Butler, Anderson Hunt, Travis Bice, Barry Young, Moses Scurry and Stacey Augmon. **Back Row:** Assistant coach Cleveland Edwards, assistant coach Ron Ganulin, Ed Goorjian, Rob Orellana, Chris Jeter, George Ackles, Larry Johnson, assistant coach Tim Grgurich, assistant coach Denny Hovanec and head coach Jerry Tarkanian.

1985 CHAMPIONSHIP GAME, APRIL 1 AT LEXINGTON, KY VILLANOVA 66, GEORGETOWN 64

Villanova	FG-A	FT-A	RB	A	PF	TP
Harold Pressley	4-6	3-4	4	1	1	11
Dwayne McClain	5-7	7-8	1	3	3	17
Ed Pinckney	5-7	6-7	6	5	3	16
Dwight Wilbur	0-0	0-0	0	1	0	0
Gary McLain	3-3	2-2	2	2	2	8
Harold Jensen	5-5	4-5	1	2	2	14
Mark Plansky	0-0	0-1	0	0	1	0
Chuck Everson	0-0	0-0	0	0	0	0
Team			3			
Totals	22-28	22-27	17	14	12	66

Georgetown	FG-A	FT-A	RB	A	PF	TP
Bill Martin	4-6	2-2	5	1	2	10
Reggie Williams	5-9	0-2	4	2	3	10
Patrick Ewing	7-13	0-0	5	2	4	14
Michael Jackson	4-7	0-0	0	9	4	8
David Wingate	8-14	0-0	2	2	4	16
Perry McDonald	0-1	0-0	0	0	0	0
Horace Broadnax	1-2	2-2	1	2	4	4
Ralph Dalton	0-1	2-2	0	0	1	2
Team			0			
Totals	29-53	6-8	17	18	22	64

Turnovers: Villanova 17, Georgetown 11. Halftime: Villanova 29, Georgetown 28. Officials: John Clougherty, Bobby Dibbler, Don Rutledge. Attendance: 23,124.



1991 Duke—Front Row (left to right): Manager Ivan Jones, Mark Williams, Antonio Lang, Christian Laettner, Clay Buckley, Greg Koubek, Crawford Palmer, Christian Ast, Grant Hill and manager Pete Lowder. Back Row: Assistant coach Mike Brey, athletic trainer Max Crowder, associate coach Pete Gaudet, Bobby Hurley, Kenny Blakeney, Marty Clark, Brian Davis, Thomas Hill, Bill McCaffrey, assistant coach Jay Bilas, assistant coach Tommy Amaker and head coach Mike Krzyzewski.


1986 CHAMPIONSHIP GAME, MARCH 31 AT DALLAS

LOUISVILLE 72, DUKE 69

Louisville	FG-A	FT-A	RB	A	BK	ST	PF	TP
Herbert Crook	5-9	0-3	12	5	0	0	2	10
Billy Thompson	6-8	1-3	4	2	2	0	4	13
Pervis Ellison	10-14	5-6	11	1	2	1	4	25
Milt Wagner	2-6	5-5	3	2	1	1	4	9
Jeff Hall	2-4	0-0	2	2	0	2	2	4
Mark McSwain	2-4	1-2	3	2	0	1	1	5
Kevin Walls	0-1	0-0	1	0	0	0	2	0
Tony Kimbro	2-4	2-2	2	2	2	0	1	6
Team			1					
Totals	29-50	14-21	39	16	7	5	20	72

Duke	FG-A	FT-A	RB	A	BK	ST	PF	TP
David Henderson	5-15	4-4	4	4	0	3	5	14
Mark Alarie	4-11	4-4	6	0	0	1	5	12
Jay Bilas	2-3	0-0	3	0	0	0	4	4
Tommy Amaker	3-10	5-6	2	7	0	7	3	11
Johnny Dawkins	10-19	4-4	4	0	0	2	1	24
Danny Ferry	1-2	2-2	4	0	0	0	2	4
Billy King	0-1	0-1	0	1	0	0	2	0
Weldon Williams	0-1	0-0	0	0	0	0	0	0
Team			4					
Totals	25-62	19-21	27	12	0	13	22	69

Turnovers: Louisville 24, Duke 14. Halftime: Duke 37, Louisville 34. Officials: Hank Nichols, Pete Pavia, Don Rutledge. Attendance: 16,493.



1992 Duke—Front Row (left to right): Manager Mark Williams, Marty Clark, Bobby Hurley, Brian Davis, Christian Laettner, Thomas Hill, Kenny Blakeney and manager Suzanne Gilbert. Back Row: Head coach Mike Krzyzewski, assistant coach Mike Brey, athletic trainer Max Crowder, Antonio Lang, Erik Meek, Cherokee Parks, Grant Hill, Christian Ast, volunteer coach Jay Bilas, assistant coach Tommy Amaker and associate coach Pete Gaudet.


1987 CHAMPIONSHIP GAME, MARCH 30 AT NEW ORLEANS

INDIANA 74, SYRACUSE 73

Indiana	FG-A	3FG-A	FT-A	RB	A	BK	ST	PF	TP
Rick Calloway	0-3	0-0	0-0	2	1	0	0	3	0
Daryl Thomas	8-18	0-0	4-7	7	1	0	0	1	20
Dean Garrett	5-10	0-0	0-0	10	0	3	0	4	10
Steve Alford	8-15	7-10	0-0	3	5	0	2	2	23
Keith Smart	9-15	0-1	3-4	5	6	0	2	2	21
Kreigh Smith	0-0	0-0	0-0	0	0	0	0	1	0
Steve Eyl	0-0	0-0	0-0	1	1	0	0	2	0
Joe Hillman	0-1	0-0	0-0	2	6	0	3	2	0
Todd Meier	0-0	0-0	0-1	1	0	0	0	0	0
Team				4					
Totals	30-62	7-11	7-12	35	20	3	7	17	74

Syracuse	FG-A	3FG-A	FT-A	RB	A	BK	ST	PF	TP
Derrick Coleman	3-7	0-0	2-4	19	1	3	1	2	8
Howard Triche	3-9	0-0	2-4	1	1	0	0	4	8
Rony Seikaly	7-13	0-0	4-6	10	1	3	1	3	18
Sherman Douglas	8-15	2-2	2-2	2	7	0	1	3	20
Greg Monroe	5-11	2-8	0-1	2	3	0	2	1	12
Derek Brower	3-3	0-0	1-3	1	0	0	0	3	7
Steve Thompson	0-2	0-0	0-0	3	1	1	0	0	0
Team				0					
Totals	29-60	4-10	11-20	38	14	7	5	16	73

Turnovers: Indiana 11, Syracuse 14. Halftime: Indiana 34, Syracuse 33. Officials: Nolan Fine, Joe Forte, Jody Silvester. Attendance: 64,959.



1993 North Carolina—Front Row (left to right): Strength coach Harley Dartt, athletic trainer Marc Davis, head coach Dean Smith, Travis Stephenson, Henrik Rodl, Matt Wenstrom, George Lynch, Scott Cherry, assistant coach Phil Ford, assistant athletics director Dave Hanners and assistant coach Bill Guthridge. **Back Row:** Manager Sam Rogers, manager Bobby Dawson, manager Laura Johnson, Larry Davis, Derrick Phelps, Pat Sullivan, Ed Geth, Eric Montross, Serge Zwikker, Kevin Salvadori, Brian Reese, Dante Calabria, Donald Williams, manager Chuck Lisenbee, manager Eddie Wills and manager Eran Bloxam.

1988 CHAMPIONSHIP GAME, APRIL 4 AT KANSAS CITY, MO

KANSAS 83, OKLAHOMA 79

Kansas	FG-A	3FG-A	FT-A	RB	A	BK	ST	PF	TP
Chris Piper	4-6	0-0	0-0	7	2	0	3	3	8
Jeff Guedner	1-2	0-1	0-0	2	1	0	1	0	2
Danny Manning	13-24	0-1	5-7	18	2	2	5	3	31
Kevin Pritchard	6-7	1-1	0-0	1	4	0	1	1	13
Milt Newton	6-6	2-2	1-2	4	1	2	0	1	15
Scotter Barry	0-2	0-0	1-2	0	2	0	0	1	1
Mike Maddox	0-0	0-0	0-0	0	0	0	0	1	0
Keith Harris	1-1	0-0	0-0	1	0	0	0	2	2
Clint Normore	3-3	1-1	0-1	1	4	0	0	3	7
Lincoln Minor	1-4	0-0	2-2	1	1	0	1	1	4
Team				1					
Totals	35-55	4-6	9-14	36	17	4	11	16	83

Oklahoma	FG-A	3FG-A	FT-A	RB	A	BK	ST	PF	TP
Harvey Grant	6-14	0-0	2-3	5	1	1	1	4	14
Dave Sieger	7-15	7-13	1-2	5	7	0	3	2	22
Stacey King	7-14	0-0	3-3	7	0	2	1	3	17
Mookie Blaylock	6-13	2-4	0-1	5	4	0	7	4	14
Ricky Grace	4-14	1-7	3-4	7	7	0	1	4	12
Terrence Mullins	0-0	0-0	0-0	1	0	0	0	1	0
Team				1					
Totals	30-70	10-24	9-13	31	19	3	13	18	79

Turnovers: Kansas 23, Oklahoma 15. Halftime: Tied at 50. Officials: John Clougherty, Tim Higgins, Ed Hightower. Attendance: 16,392.




1994 Arkansas—Front Row (left to right): Ken Biley, Darnell Robinson, head coach Nolan Richardson, Corliss Williamson, Lee Wilson and Scotty Thurman. **Second Row:** Ray Biggers, Reggie Garrett, Elmer Martin, John Engskov, Craig Tyson and Davor Rimac. **Third Row:** Clint McDaniel, Al Dillard, Roger Crawford, Corey Beck, Reggie Merritt and Dwight Stewart.

1989 CHAMPIONSHIP GAME, APRIL 3 AT SEATTLE MICHIGAN 80, SETON HALL 79 (OT)

Michigan	FG-A	3FG-A	FT-A	RB	A	BK	ST	PF	TP
Glen Rice	12-25	5-12	2-2	11	0	0	0	2	31
Mark Hughes	1-1	0-0	0-0	2	0	0	0	2	2
Terry Mills	4-8	0-0	0-0	6	2	3	2	2	8
Mike Griffin	0-0	0-0	0-0	4	3	0	0	4	0
Rumeal Robinson	6-13	0-0	9-10	3	11	0	0	2	21
Loy Vaught	4-8	0-0	0-0	7	0	0	1	2	8
Demetrius Calip	0-2	0-0	0-0	0	1	0	0	3	0
Sean Higgins	3-10	1-4	3-4	9	2	1	0	3	10
Team				3					
Totals	30-67	6-16	14-16	45	19	4	3	20	80

Seton Hall	FG-A	3FG-A	FT-A	RB	A	BK	ST	PF	TP
Daryll Walker	5-9	0-1	3-4	11	1	0	0	2	13
Andrew Gaze	1-5	1-5	2-2	3	3	0	1	3	5
Ramon Ramos	4-9	0-0	1-1	5	1	1	1	2	9
John Morton	11-26	4-12	9-10	4	3	0	0	3	35
Gerald Greene	5-13	2-5	1-3	5	5	0	2	3	13
Anthony Avent	1-2	0-0	0-0	3	1	0	0	0	2
Frantz Volcy	0-0	0-0	0-2	1	0	0	0	2	0
Michael Cooper	0-0	0-0	0-0	2	0	1	0	1	0
Pookey Wightington	1-1	0-0	0-0	0	0	0	0	1	2
Team				2					
Totals	28-65	7-23	16-22	36	14	2	4	17	79

Turnovers: Michigan 14, Seton Hall 11. Halftime: Michigan 37, Seton Hall 32. End of regulation: Tied at 71. Officials: John Clougherty, Mickey Crowley, Tom Rucker. Attendance: 39,187.




1995 UCLA—Front Row (left to right): Manager Tony Luftman, manager Richard Klinger, manager Greg Buonaccorsi, manager Brendan Jacobson and manager Andrew Pruter. Middle Row: Assistant coach David Boyle, assistant coach Steve Lavin, assistant coach Mark Gottfried, head coach Jim Harrick, assistant coach Lorenzo Romar, assistant coach Phil Frye and assistant coach Tony Spino. Back Row: Tyus Edney, Marquis Burns, Charles O'Bannon, Kevin Dempsey, Ed O'Bannon, Ike Nwankwo, George Zidek, omm'A Givens, J.R. Henderson, Bob Myers, Toby Bailey, Kris Johnson and Cameron Dollar.

1990 CHAMPIONSHIP GAME, APRIL 2 AT DENVER UNLV 103, DUKE 73


UNLV	FG-A	3FG-A	FT-A	RB	A	BK	ST	PF	TP
Larry Johnson*	8-12	2-2	4-4	11	2	1	4	3	22
Stacey Augmon*	6-7	0-0	0-1	4	7	2	2	5	12
David Butler*	1-4	0-0	2-2	3	3	0	1	3	4
Anderson Hunt*	12-16	4-7	1-2	2	2	0	0	0	29
Greg Anthony*	5-11	0-1	3-4	1	6	0	5	3	13
Stacey Cvijanovich	1-2	1-1	2-2	1	2	0	2	2	5
Travis Bice	0-1	0-1	0-0	0	2	0	1	2	0
Dave Rice	0-2	0-1	0-0	1	0	0	0	0	0
Barry Young	2-2	1-1	0-0	0	0	0	0	1	5
James Jones	4-5	0-0	0-0	2	0	0	0	2	8
Moses Scurry	2-5	0-0	1-2	6	0	0	1	2	5
Chris Jeter	0-0	0-0	0-0	0	0	0	0	0	0
Team				2					
Totals	41-67	8-14	13-17	33	24	3	16	23	103

Duke	FG-A	3FG-A	FT-A	RB	A	BK	ST	PF	TP
Robert Brickey*	2-4	0-0	0-2	3	2	0	0	2	4
Christian Laettner*	5-12	0-0	5-6	9	5	0	1	4	15
Alaa Abdelnaby*	5-7	0-0	4-6	7	0	2	0	3	14
Phil Henderson*	9-20	1-8	2-2	2	0	0	1	2	21
Bobby Hurley*	0-3	0-2	2-2	0	3	0	1	3	2
Thomas Hill	0-2	0-0	0-0	3	1	0	1	0	0
Brian Davis	2-5	0-0	2-3	1	0	1	1	1	6
Bill McCaffrey	1-3	0-0	2-2	2	0	0	0	1	4
Greg Koubek	1-4	0-1	0-0	2	0	0	0	0	2
Crawford Palmer	0-0	0-0	3-4	3	0	0	0	0	3
Clay Buckley	0-0	0-0	0-0	1	0	0	0	0	0
Joe Cook	1-1	0-0	0-0	0	0	0	0	0	2
Team				6					
Totals	26-61	1-11	20-27	39	11	3	5	16	73


Turnovers: UNLV 17, Duke 23. Halftime: UNLV 47, Duke 35. Officials: Ed Hightower, Tim Higgins, Richie Ballesteros. Attendance: 17,765.



1996 Kentucky—Front Row (left to right): Assistant coach Delray Brooks, head coach Rick Pitino, Allen Edwards, Derek Anderson, Jeff Sheppard, Tony Delk, Anthony Epps, Cameron Mills, Wayne Turner, associate coach Jim O'Brien and assistant coach Winston Bennett. Back Row: Equipment manager Bill Keightley, administrative assistant George Barber, Jason Lathrem, Oliver Simmons, Nazr Mohammed, Mark Pope, Walter McCarty, Antoine Walker, Jared Prickett, Ron Mercer, athletic trainer Eddie Jamiel, assistant strength coach Layne Kaufman and strength coach Shaun Brown.



1997 Arizona—Front Row (left to right): Athletic trainer Ed Orr, senior manager Deron Davenport, assistant coach Phil Johnson, assistant coach Jessie Evans, head coach Lute Olson, assistant coach Jim Rosborough, coordinator of basketball operations Brad Jepsen, equipment manager Walter Teike and video coordinator Ryan Hansen. **Back Row:** Josh Pastner, Mike Bibby, Quynn Tebbs, Jason Lee, Miles Simon, Justin Wessel, A.J. Bramlett, Donnell Harris, Bennett Davison, Eugene Edgerson, Michael Dickerson, Ortege Jenkins, Jason Terry, John Ash and Jason Stewart.



1998 Kentucky—Front Row (left to right): Assistant coach Mike Sutton, head coach Tubby Smith, Saul Smith, Cameron Mills, Jeff Sheppard, Wayne Turner, Steve Masiello, assistant coach George Felton and assistant coach Shawn Finney. **Back Row:** Special assistant Leon Smith, administrative assistant Simeon Mars, equipment manager Bill Keightley, Ryan Hogan, Heshimu Evans, Scott Padgett, Nazr Mohammed, Jamaal Magloire, Michael Bradley, Myron Anthony, Allen Edwards, athletic trainer Eddie Jamiel and strength coach Tom Boyd.

1991 CHAMPIONSHIP GAME, APRIL 1 AT INDIANAPOLIS

DUKE 72, KANSAS 65

Duke	FG-A	3FG-A	FT-A	RB	A	BK	ST	PF	TP
Greg Koubek*	2-4	1-2	0-0	4	0	0	1	1	5
Grant Hill*	4-6	0-0	2-8	8	3	2	2	1	10
Christian Laettner*	3-8	0-0	12-12	10	0	0	1	3	18
Bobby Hurley*	3-5	2-4	4-4	1	9	0	2	1	12
Thomas Hill*	1-5	1-1	0-0	4	1	0	0	2	3
Bill McCaffrey	6-8	2-3	2-2	1	0	0	0	1	16
Antonio Lang	0-0	0-0	0-0	0	0	0	0	0	0
Brian Davis	4-5	0-0	0-2	2	1	0	0	4	8
Crawford Palmer	0-0	0-0	0-0	0	0	0	0	0	0
Team				1					
Totals	23-41	6-10	20-28	31	14	2	6	13	72



1999 UConn—Front Row (left to right): Albert Mouring, Khalid El-Amin, Kevin Freeman, Ricky Moore, head coach Jim Calhoun, Rashamel Jones, Richard Hamilton, E. J. Harrison and Beau Archibald. **Back Row:** Justin Brown, Ajou Ajou Deng, Jake Voskuhl, assistant coach Tom Moore, associate head coach Dave Leitao, assistant coach Karl Hobbs, athletic trainer Joe Sharpe, Souleymane Wane and Edmund Saunders.


Kansas	FG-A	3FG-A	FT-A	RB	A	BK	ST	PF	TP
Alonzo Jamison*	1-10	0-2	0-0	4	5	0	4	4	2
Mike Maddox*	2-4	0-0	0-0	3	4	1	0	3	4
Mark Randall*	7-9	1-1	3-6	10	2	0	1	4	18
Terry Brown*	6-15	4-11	0-0	4	1	0	3	1	16
Adonis Jordan*	4-6	2-2	1-2	0	3	0	1	0	11
Patrick Richey	0-1	0-1	0-0	1	0	0	0	0	0
Steve Woodberry	1-4	0-0	0-0	4	0	0	1	4	2
Sean Tunstall	1-5	0-1	0-0	1	0	0	0	3	2
Kirk Wagner	1-1	0-0	0-0	1	0	0	0	0	2
Richard Scott	3-9	0-0	0-0	2	0	1	0	1	6
David Johanning	1-1	0-0	0-0	2	1	0	0	1	2
Team				0					
Totals	27-65	7-18	4-8	32	16	2	10	21	65

Turnovers: Duke 18, Kansas 14. Halftime: Duke 42, Kansas 34. Officials: Mickey Crowley, Charles Range, Jim Burr. Attendance: 47,100.

1992 CHAMPIONSHIP GAME, APRIL 6 AT MINNEAPOLIS

DUKE 71, MICHIGAN 51

Duke	FG-A	3FG-A	FT-A	RB	A	BK	ST	PF	TP
Antonio Lang*	2-3	0-0	1-2	4	0	0	1	1	5
Grant Hill*	8-14	0-0	2-2	10	5	2	3	2	18
Christian Laettner*	6-13	2-4	5-6	7	0	1	1	1	19
Bobby Hurley*	3-12	1-3	2-2	3	7	0	1	4	9
Thomas Hill*	5-10	1-2	5-8	7	0	0	2	2	16
Cherokee Parks	1-3	0-0	2-2	3	0	1	0	3	4
Brian Davis	0-2	0-0	0-0	0	0	0	1	0	0
Christian Ast	0-0	0-0	0-0	1	0	0	0	0	0
Marty Clark	0-0	0-0	0-0	0	0	0	0	0	0
Kenny Blakeney	0-0	0-0	0-0	0	0	0	0	0	0
Ron Burt	0-0	0-0	0-0	0	0	0	0	0	0
Team				2					
Totals	25-57	4-9	17-22	37	12	4	9	13	71



2002 Michigan State—Front Row (left to right): A.J. Granger, Brandon Smith, Mateen Cleaves, head coach Tom Izzo, Charlie Bell, Mat Ishbia and Morris Peterson. **Middle Row:** Assistant coach Brian Gregory, assistant coach Mike Garland, Mike Chappell, Adam Wolfe, Andre Hutson, David Thomas, Jason Richardson, assistant coach Stan Heath and assistant to head coach Dave Owens. **Back Row:** Athletic trainer Tom Mackowiak, strength and conditioning coach Mike Vorkapich, Aloysius Anagonye, Adam Ballinger, Jason Andreas, Steve Cherry, equipment manager Dave Pruder and manager Mark Armstrong.

Michigan	FG-A	3FG-A	FT-A	RB	A	BK	ST	PF	TP
Chris Webber*	6-12	0-2	2-5	11	1	0	2	4	14
Ray Jackson*	0-1	0-0	0-0	1	2	2	1	1	0
Juwan Howard*	4-9	0-1	1-3	3	0	0	0	3	9
Jalen Rose*	5-12	0-3	1-2	5	4	0	2	4	11
Jimmy King*	3-10	1-2	0-0	2	1	1	2	1	7
Eric Riley	2-6	0-0	0-0	4	1	0	0	2	4
James Voskuil	1-2	0-1	2-2	3	3	0	1	2	4
Rob Pelinka	1-2	0-0	0-0	2	1	0	0	0	2
Freddie Hunter	0-0	0-0	0-0	0	0	0	0	0	0
Michael Talley	0-2	0-1	0-0	1	0	0	0	0	0
Jason Bossard	0-1	0-1	0-0	0	0	0	0	0	0
Chris Seter	0-1	0-0	0-0	1	0	0	0	0	0
Chip Armer	0-0	0-0	0-0	0	0	0	0	0	0
Totals	22-58	1-11	6-12	35	13	3	8	17	51

Michigan FG-A 3FG-A FT-A RB A BK ST PF TP

Team				2						
Totals	22-58	1-11	6-12	35	13	3	8	17	51	

Turnovers: Duke 14, Michigan 20. Halftime: Michigan 31, Duke 30. Officials: Gerry Donaghy, Tom Harrington, Dave Libbey. Attendance: 50,379.



2001 Duke—Front Row (left to right): Manager Ryan Maschke, manager Lisa Kalich, Andy Borman, Jason Williams, J.D. Simpson, Nate James, Shane Battier, Ryan Caldbeck, Chris Duhon, Andre Buckner, manager Wynter Galindez and administrative intern Anne Wilson. **Back Row:** Assistant coach Steve Wojciechowski, director of basketball operations Jeff LaMere, administrative assistant Mike Schrage, assistant coach Chris Collins, Mike Dunleavy, Carlos Boozer, Casey Sanders, Nick Horvath, Matt Christensen, Andre Sweet, Dahntay Jones, head trainer Dave Engelhardt, associate head coach Johnny Dawkins and head coach Mike Krzyzewski. Not pictured: Reggie Love.



2002 Maryland—(left to right): Athletic trainer J.J. Bush, Andre Collins, assistant coach Matt Kovarik, Earl Badu, assistant coach Jimmy Patsos, Steve Blake, Tahj Holden, Juan Dixon (with trophy), Chris Wilcox, head coach Gary Williams, Lonny Baxter, Byron Mouton, Drew Nicholas, Ryan Randle, Calvin McCall, assistant coach Dave Dickerson, Mike Grinnon, strength coach Kurtis Shultz and director of operations Troy Wainwright.

1993 CHAMPIONSHIP GAME, APRIL 5 AT NEW ORLEANS NORTH CAROLINA 77, MICHIGAN 71

North Carolina	FG-A	3FG-A	FT-A	RB	A	BK	ST	PF	TP
Brian Reese*	2-7	0-1	4-4	5	3	0	0	1	8
George Lynch*	6-12	0-0	0-0	10	1	2	1	3	12
Eric Montross*	5-11	0-0	6-9	5	0	1	0	2	16
Derrick Phelps*	4-6	0-1	1-2	3	6	0	3	0	9
Donald Williams*	8-12	5-7	4-4	1	1	0	1	1	25
Pat Sullivan	1-2	0-0	1-2	1	1	0	0	2	3
Kevin Salvadori	0-0	0-0	2-2	4	1	1	0	1	2
Henrik Rodl	1-4	0-2	0-0	0	0	0	2	0	2
Dante Calabria	0-0	0-0	0-0	0	0	0	0	0	0
Matt Wenstrom	0-1	0-0	0-0	0	0	0	0	0	0
Scott Cherry	0-0	0-0	0-0	0	0	0	0	0	0
Team				0					
Totals	27-55	5-11	18-23	29	13	4	7	10	77

Michigan	FG-A	3FG-A	FT-A	RB	A	BK	ST	PF	TP
Chris Webber*	11-18	0-1	1-2	11	1	3	1	2	23
Ray Jackson*	2-3	0-0	2-2	1	1	0	1	5	6
Juwan Howard*	3-8	0-0	1-1	7	3	0	0	3	7
Jalen Rose*	5-12	2-6	0-0	1	4	0	0	3	12
Jimmy King*	6-13	1-5	2-2	6	4	0	1	2	15
Eric Riley	1-3	0-0	0-0	3	1	1	1	1	2
Rob Pelinka	2-4	2-3	0-0	2	1	0	0	1	6
Michael Talley	0-0	0-0	0-0	0	1	0	0	1	0
James Voskuil	0-1	0-0	0-0	0	1	0	0	0	0
Team				2					
Totals	30-62	5-15	6-7	33	17	4	4	18	71


Turnovers: North Carolina 10, Michigan 14. Halftime: North Carolina 42, Michigan 36. Technical fouls: Michigan bench. Officials: Ed Hightower, Tom Harrington, Jim Stupin. Attendance: 64,151.

1994 CHAMPIONSHIP GAME, APRIL 4 AT CHARLOTTE, NC ARKANSAS 76, DUKE 72


Arkansas	FG-A	3FG-A	FT-A	RB	A	BK	ST	PF	TP
Ken Biley*	0-0	0-0	0-0	0	0	0	0	1	0
Corliss Williamson*	10-24	0-0	3-5	8	3	2	2	3	23
Dwight Stewart*	3-11	0-5	0-0	9	4	0	4	3	6
Corey Beck*	5-11	0-1	5-8	10	4	0	1	3	15
Scotty Thurman*	6-13	3-5	0-0	5	1	0	1	2	15
Clint McDaniel	2-5	1-3	2-4	2	3	0	3	2	7
Damell Robinson	1-5	0-0	0-0	2	0	0	0	1	2
Al Dillard	1-5	1-4	1-2	1	0	0	0	1	4
Davor Rimac	0-1	0-0	0-0	0	0	1	0	0	0
Lee Wilson	2-2	0-0	0-0	4	0	0	0	1	4
Team				3					
Totals	30-77	5-18	11-19	44	15	3	11	17	76

Duke	FG-A	3FG-A	FT-A	RB	A	BK	ST	PF	TP
Antonio Lang*	6-9	0-0	3-3	5	3	1	0	5	15
Grant Hill*	4-11	1-4	3-5	14	6	3	3	3	12
Cherokee Parks*	7-10	0-0	0-1	7	0	2	0	3	14
Jeff Capel*	6-16	2-6	0-0	5	4	0	1	3	14
Chris Collins*	4-11	4-8	0-0	0	1	1	1	1	12
Marty Clark	1-6	0-2	1-2	1	3	0	0	2	3
Erik Meek	1-2	0-0	0-0	7	0	0	0	1	2
Team				5					
Totals	29-65	7-20	7-11	44	17	7	5	18	72

Turnovers: Arkansas 12, Duke 23. Halftime: Arkansas 34, Duke 33. Officials: Jim Burr, Jody Silvester, Ted Valentine. Attendance: 23,674.



2003 Syracuse—Front Row (left to right): Josh Brooks, Tyrone Albright, Josh Pace, Ronnell Herron, Kueth Duany, Gerry McNamara, Gary Hall and Billy Edelin. **Second Row:** Administrative assistant Clay McKnight, assistant coach Troy Weaver, assistant coach Mike Hopkins, Carmelo Anthony, Jeremy McNeil, Craig Forth, Matt Gorman, Hakim Warrick, Andrew Kouwe, associate head coach Bernie Fine, head coach Jim Boeheim and assistant video coordinator Todd Blumen. **Back Row:** Student manager Jonathan Sandgarten, student manager Chris Console, associate athletic trainer Brad Pike and assistant strength and conditioning coach Todd Forcier.



2004 UConn—Front Row (left to right): Justin Evanovich, Denham Brown, Ben Gordon, Shamon Tooles, head coach Jim Calhoun, Taliek Brown, Marcus Williams, Rashad Anderson and Ryan Swaller. **Back Row:** Athletic trainer Jason Miller, assistant coach Tom Moore, director of basketball operations Andre LaFleur, Ryan Thompson, Ed Nelson, Josh Boone, Charlie Villanueva, Emeka Okafor, Hilton Armstrong, Marcus White, Jason Baisch, assistant coach Clyde Vaughan and assistant coach George Blaney.


1995 CHAMPIONSHIP GAME, APRIL 3 AT SEATTLE

UCLA 89, ARKANSAS 78

UCLA	FG-A	3FG-A	FT-A	RB	A	BK	ST	PF	TP
Charles O'Bannon*	4-10	0-0	3-4	9	6	2	2	1	11
Ed O'Bannon*	10-21	1-4	9-11	17	3	0	3	2	30
George Zidek*	5-8	0-0	4-7	6	0	0	0	4	14
Tyus Edney*	0-0	0-0	0-0	0	0	0	0	0	0
Toby Bailey*	12-20	1-2	1-2	9	3	0	2	3	26
Cameron Dollar	1-4	0-1	4-5	3	8	1	4	4	6
J.R. Henderson	1-5	0-0	0-0	2	1	1	0	1	2
Team				4					
Totals	33-68	2-7	21-29	50	21	4	11	15	89

Arkansas	FG-A	3FG-A	FT-A	RB	A	BK	ST	PF	TP
Scotty Thurman*	2-9	1-7	0-0	3	1	0	1	2	5
Corliss Williamson*	3-16	0-0	6-10	4	6	0	4	1	12
Elmer Martin*	1-2	1-2	0-0	3	1	0	1	2	3
Clint McDaniel*	5-10	3-7	3-4	3	1	0	4	5	16
Corey Beck*	4-6	2-3	1-2	3	2	1	3	3	11
Dwight Stewart	5-10	1-5	1-2	5	0	0	0	4	12
Al Dillard	2-4	2-3	0-0	2	1	0	0	1	6
Damell Robinson	2-3	0-1	0-0	2	0	2	0	3	4
Davor Rimac	1-1	0-0	0-0	2	3	0	2	0	2
Lee Wilson	3-4	0-0	1-2	0	0	1	0	1	7
Landis Williams	0-0	0-0	0-0	0	0	0	0	0	0
Reggie Garrett	0-0	0-0	0-0	0	0	0	0	0	0
Team				4					
Totals	28-65	10-28	12-20	31	15	4	15	22	78

Turnovers: UCLA 20, Arkansas 18. Halftime: UCLA 40, Arkansas 39. Officials: Jim Burr, Ted Valentine, John Cahill. Attendance: 38,540.



2005 North Carolina—Front Row (left to right): Strength and conditioning coordinator Jonas Sahratian, administrative assistant Jerod Haase, assistant coach Steve Robinson, assistant coach Joe Holladay, Raymond Felton, Jackie Manuel, Jawad Williams, Melvin Scott, C.J. Hooker, Rashad McCants, head coach Roy Williams, assistant coach C.B. McGrath, head athletic trainer/physical therapist Marc Davis and video assistant Eric Hoots. **Back Row:** Manager Russ Lauten, manager Kathryn Howlett, manager Zane Hendrix, Wes Miller, Charlie Everett, Reyshawn Terry, Byron Sanders, Damion Grant, Sean May, Marvin Williams, David Noel, Quentin Thomas, manager Preston Puckett, manager Bradley Vanhoy and head manager David Hoots.

1996 CHAMPIONSHIP GAME, APRIL 1 AT EAST RUTHERFORD, NJ

KENTUCKY 76, SYRACUSE 67

Kentucky	FG-A	3FG-A	FT-A	RB	A	BK	ST	PF	TP
Derek Anderson*	4-8	2-3	1-1	4	1	0	3	2	11
Antoine Walker*	4-12	0-1	3-6	9	4	0	4	2	11
Walter McCarty*	2-6	0-0	0-0	7	3	0	0	3	4
Tony Delk*	8-20	7-12	1-2	7	2	1	2	2	24
Anthony Epps*	0-6	0-3	0-0	4	7	0	0	1	0
Mark Pope	1-6	0-2	2-2	3	2	0	1	3	4
Ron Mercer	8-12	3-4	1-1	2	2	0	1	3	20
Jeff Sheppard	1-2	0-1	0-1	2	0	0	0	3	2
Allen Edwards	0-1	0-1	0-0	0	1	0	0	0	0
Team				2					
Totals	28-73	12-27	8-13	40	22	1	11	19	76

Syracuse	FG-A	3FG-A	FT-A	RB	A	BK	ST	PF	TP
Todd Burgan*	7-10	3-5	2-5	8	1	0	1	5	19
John Wallace*	11-19	2-3	5-5	10	1	1	0	5	29
Otis Hill*	3-9	0-0	1-1	10	1	1	0	2	7
Lazarus Sims*	2-5	1-4	1-2	2	7	0	1	2	6
Jason Cipolla*	3-8	0-3	0-0	1	2	0	4	1	6
J.B. Reafsnyder	0-1	0-0	0-0	4	0	0	0	0	0
Marius Janulis	0-0	0-0	0-0	2	0	0	0	2	0
Elimu Nelson	0-0	0-0	0-0	0	0	0	0	0	0
Team				1					
Totals	26-52	6-15	9-13	38	12	2	6	17	67

Turnovers: Kentucky 15, Syracuse 24. Halftime: Kentucky 42, Syracuse 33. Officials: John Clougherty, Scott Thornley, Dave Libbey. Attendance: 19,229.



2006 Florida—Front Row (left to right): Managers Drew Feigum, Eric Blinder, Ryan Winters, Mike Weiner, Kyle Gilreath, Joey Koontz, Ryan King and Jarrett Schweim. **Middle Row:** Lee Humphrey, David Huertas, Garrett Tyler, head coach Billy Donovan, Walter Hodge, Taurean Green and Brett Swanson. **Back Row:** Assistant coach Larry Shyatt, assistant to the head coach Darren Hertz, assistant coach Donnie Jones, associate head coach Anthony Grant, Corey Brewer, Jimmie Sutton, Al Horford, Joakim Noah, Adrian Moss, Chris Richard, Jack Berry, athletic trainer Dave Werner, strength and conditioning coordinator Matt Herring, video coordinator Adam Beaupre and head manager Matt McCall.

1997 CHAMPIONSHIP GAME, MARCH 31 AT INDIANAPOLIS ARIZONA 84, KENTUCKY 79 (OT)

Arizona	FG-A	3FG-A	FT-A	RB	A	BK	ST	PF	TP
Bennett Davison*	3-9	0-0	3-3	7	0	0	0	2	9
Michael Dickerson*	1-8	1-3	2-2	4	0	0	0	0	5
A.J. Bramlett*	1-3	0-0	1-1	6	1	2	1	5	3
Mike Bibby*	5-12	3-5	6-6	9	4	0	3	1	19
Miles Simon*	8-18	0-2	14-17	3	1	0	0	1	30
Jason Terry	2-6	2-3	2-2	2	5	0	3	1	8
Eugene Edgerson	0-0	0-0	2-2	5	0	0	0	2	2
Donnell Harris	2-2	0-0	4-8	7	1	0	0	4	8
Team				2					
Totals	22-58	6-13	34-41	45	12	2	7	16	84



2007 Florida—Front Row (left to right): Managers Joey Koontz, Ryan King, Kyle Gilreath, Lance Schueman, Mike Weinar, Ryan Winters and Adam Glessner. Middle Row: Strength and conditioning coordinator Matt Herring, director of basketball operations Matt McCall, associate head coach Donnie Jones, assistant coach Larry Shyatt, Brandon Powell, Lee Humphrey, Walter Hodge, head coach Billy Donovan, Taurean Green, Brett Swanson, Jack Berry, assistant coach Lewis Preston, athletic trainer Dave "Duke" Werner, video coordinator Adam Beaupre and assistant to the head coach Darren Hertz. Back Row: Jonathan Mitchell, Corey Brewer, Chris Richard, Al Horford, Joakim Noah, Marreese Speights, Dan Werner and Garrett Tyler.

Kentucky	FG-A	3FG-A	FT-A	RB	A	BK	ST	PF	TP
Ron Mercer*	5-9	2-4	1-1	9	6	0	1	5	13
Scott Padgett*	5-16	3-12	4-4	1	0	0	2	5	17
Jamaal Magloire*	0-1	0-0	0-0	4	1	2	0	4	0
Wayne Turner*	4-9	0-0	0-1	4	5	1	1	5	8
Anthony Epps*	4-13	3-8	0-0	5	4	0	2	0	11
Allen Edwards	0-0	0-0	0-0	0	0	0	0	0	0
Jared Prickett	1-4	0-0	4-5	5	1	1	2	5	6
Nazr Mohammed	6-11	0-0	0-6	11	0	3	0	3	12
Cameron Mills	5-9	2-6	0-0	1	1	0	1	2	12
Steve Masiello	0-0	0-0	0-0	0	0	0	0	0	0
Team				0					
Totals	30-72	10-30	9-17	40	18	7	9	29	79

Turnovers: Arizona 18, Kentucky 16. Halftime: Arizona 33, Kentucky 32. End of regulation: Tied at 74. Officials: Tim Higgins, Ted Valentine, Tom O'Neill. Attendance: 47,028.

1998 CHAMPIONSHIP GAME, MARCH 30 AT SAN ANTONIO KENTUCKY 78, UTAH 69

Kentucky	FG-A	3FG-A	FT-A	RB	A	BK	ST	PF	TP
Allen Edwards*	2-7	0-3	0-0	1	5	0	1	0	4
Scott Padgett*	6-11	1-5	4-4	5	1	0	0	4	17
Nazr Mohammed*	5-9	0-0	0-0	2	0	2	0	4	10
Wayne Turner*	2-5	0-1	2-4	2	4	0	3	0	6
Jeff Sheppard*	7-14	0-2	2-2	4	3	0	2	1	16
Jamaal Magloire	2-3	0-0	3-3	2	1	3	0	4	7
Heshimu Evans	3-4	2-2	2-2	6	0	1	1	1	10
Cameron Mills	2-4	2-4	2-2	0	1	0	0	0	8
Saul Smith	0-0	0-0	0-0	0	0	0	0	0	0
Michael Bradley	0-0	0-0	0-0	1	0	0	0	1	0
Team				1					
Totals	29-57	5-17	15-17	24	15	6	7	15	78



2008 Kansas—Front Row (left to right): Head manager Taylor High, athletic trainer Bill Cowgill, director of basketball operations Ronnie Chalmers, assistant coach Joe Dooley, Darnell Jackson, Russell Robinson, head coach Bill Self, Jeremy Case, Rodrick Stewart, assistant coach Danny Manning, assistant coach Kurtis Townsend, video coordinator Brett Ballard, associate director of strength and conditioning Andrea Hudy and graduate assistant coach Michael Lee. Back Row: Brennan Bechard, Sherron Collins, Chase Buford, Brady Morningstar, Brandon Rush, Cole Aldrich, Sasha Kaun, Darrell Arthur, Matt Kleinmann, Conner Teahan, Mario Chalmers, Tyrel Reed and Brad Witherspoon.

Utah	FG-A	3FG-A	FT-A	RB	A	BK	ST	PF	TP
Hanno Mottola*	4-10	1-3	6-6	8	0	0	0	4	15
Alex Jensen*	5-6	1-1	3-3	2	2	0	0	2	14
Michael Doleac*	5-12	1-1	4-6	10	1	2	3	2	15
Andre Miller*	6-15	0-3	4-7	6	5	0	2	5	16
Drew Hansen*	1-6	0-2	0-0	5	1	0	3	2	2
Britton Johnsen	3-4	1-2	0-0	4	0	0	0	0	7
Jordie McTavish	0-0	0-0	0-0	0	2	0	0	1	0
David Jackson	0-1	0-1	0-0	0	1	0	0	2	0
Trace Caton	0-1	0-1	0-0	0	0	0	0	0	0
Team				4					
Totals	24-55	4-14	17-22	39	12	2	8	18	69

Turnovers: Kentucky 11, Utah 18. Halftime: Utah 41, Kentucky 31. Officials: Jim Burr, Donnee Gray, Mike Sanzere. Attendance: 40,509.

1999 CHAMPIONSHIP GAME, MARCH 29 AT ST. PETERSBURG, FL UConn 77, DUKE 74

UConn	FG-A	3FG-A	FT-A	RB	A	BK	ST	PF	TP
Kevin Freeman*	3-6	0-0	0-0	8	0	3	0	1	6
Richard Hamilton*	10-22	2-4	5-6	7	3	0	2	1	27
Jake Voskuhl*	1-1	0-0	0-0	3	2	2	0	3	2
Ricky Moore*	6-10	1-1	0-1	8	2	0	1	4	13
Khalid El-Amin*	5-12	0-2	2-4	4	4	0	0	3	12
Souleymane Wane	2-2	0-0	0-0	0	0	0	1	4	4
Albert Mouring	3-4	0-1	0-1	3	0	1	0	1	6
Edmund Saunders	1-3	0-0	2-4	3	0	0	0	3	4
Rashamel Jones	1-1	0-0	1-2	2	0	0	0	0	3
Antrick Klaiber	0-0	0-0	0-0	0	0	0	0	0	0
Team				3					
Totals	32-61	3-8	10-18	41	11	6	4	20	77



2009 North Carolina—Front Row (left to right): Video coordinator Eric Hoots, head athletic trainer Chris Hirth, assistant coach C.B. McGrath, head coach Roy Williams, J.B. Tanner, Ty Lawson, Danny Green, Bobby Frasor, Marcus Ginyard, Wayne Ellington, Marc Campbell, assistant coach Joe Holladay, assistant coach Steve Robinson, director of operations Jerod Haase and strength and conditioning coordinator Jonas Sahratian. **Back Row:** Manager Molly Brenner, manager Ryan Riedel, head manager Brandon Rhodes, Patrick Moody, Will Graves, Deon Thompson, Tyler Hansbrough, Tyler Zeller, Ed Davis, Mike Copeland, Jack Wooten, Justin Watts, Larry Drew II, manager Bobby Cooper, manager Zach Lagod and manager Sean Stout.

Duke	FG-A	3FG-A	FT-A	RB	A	BK	ST	PF	TP
Chris Carrawell*	3-7	0-2	3-4	4	2	2	1	4	9
Shane Battier*	2-7	1-3	1-2	4	2	0	0	3	6
Elton Brand*	5-8	0-0	5-8	13	0	2	2	3	15
William Avery*	3-12	1-3	4-4	4	5	0	0	4	11
Trajan Langdon*	7-15	5-10	6-7	1	1	0	3	2	25
Nate James	0-0	0-0	0-0	1	0	0	0	0	0
Corey Maggette	3-7	0-1	2-2	0	0	0	0	2	8
Chris Burgess	0-0	0-0	0-0	0	0	0	0	1	0
Team				4					
Totals	23-56	7-19	21-27	31	10	4	6	19	74

Turnovers: UConn 16, Duke 12. Halftime: Duke 39, Connecticut 37. Officials: Tim Higgins, Gerald Boudreaux, Scott Thornley. Attendance: 41,340.

2000 CHAMPIONSHIP GAME, APRIL 3 AT INDIANAPOLIS MICHIGAN ST. 89, FLORIDA 76

Michigan St.	FG-A	3FG-A	FT-A	RB	A	BK	ST	PF	TP
Andre Hutson*	2-4	0-0	2-2	1	3	0	0	4	6
Morris Peterson*	7-14	3-8	4-6	2	5	0	1	3	21
A.J. Granger*	7-11	3-5	2-2	9	1	0	0	2	19
Mateen Cleaves*	7-11	3-4	1-1	2	4	0	0	1	18
Charlie Bell*	3-6	1-2	2-3	8	5	0	2	2	9
Jason Richardson	4-7	0-0	1-2	2	0	0	1	1	9
Aloysius Anagnonye	0-0	0-0	0-0	3	0	1	0	4	0
Mike Chappell	2-4	1-3	0-0	1	0	0	1	0	5
Adam Ballinger	1-1	0-0	0-0	0	0	0	0	2	2
David Thomas	0-0	0-0	0-0	1	1	0	0	1	0
Brandon Smith	0-0	0-0	0-0	0	0	0	0	0	0
Steve Cherry	0-0	0-0	0-0	0	0	0	0	0	0
Mat Ishbia	0-1	0-0	0-0	0	0	0	0	0	0
Team				3					
Totals	33-59	11-22	12-16	32	19	1	5	20	89



2010 Duke—Front Row (left to right): Seth Curry, Casey Peters, Nolan Smith, Jordan Davidson, Jon Scheyer, Lance Thomas, Steve Johnson, Todd Zafirovski and Andre Dawkins. **Back Row:** Director of basketball operations Chris Spatola, associate head coach Steve Wojciechowski, assistant head coach Nate James, Kyle Singler, Mason Plumlee, Brian Zoubek, Miles Plumlee, Ryan Kelly, graduate assistant/head team manager Chris Carrawell, associate head coach Chris Collins and head coach Mike Krzyzewski.

Florida	FG-A	3FG-A	FT-A	RB	A	BK	ST	PF	TP
Brent Wright*	5-8	0-1	3-5	10	4	0	1	4	13
Mike Miller*	2-5	1-2	5-6	3	2	0	0	0	10
Udonis Haslem*	10-12	0-0	7-7	2	0	1	0	4	27
Teddy Dupay*	0-4	0-2	0-0	0	1	0	0	2	0
Justin Hamilton*	0-1	0-1	0-0	0	0	0	0	1	0
Brett Nelson	4-10	3-6	0-0	4	3	0	2	1	11
Matt Bonner	0-3	0-2	0-0	3	0	0	0	1	0
Kenyan Weaks	1-3	1-1	0-0	1	1	0	2	2	3
Donnell Harvey	3-11	0-0	3-4	6	0	1	0	2	9
Major Parker	1-3	1-3	0-0	0	2	0	0	2	3
Team				1					
Totals	26-60	6-18	18-22	30	13	2	5	19	76

Turnovers: Michigan St. 14, Florida 13. Halftime: Michigan St. 43, Florida 32. Officials: James Burr, Gerald Boudreaux, David Hall. Attendance: 43,116.

2001 CHAMPIONSHIP GAME, APRIL 2 AT MINNEAPOLIS

DUKE 82, ARIZONA 72

Duke	FG-A	3FG-A	FT-A	RB	A	BK	ST	PF	TP
Shane Battier*	7-14	1-5	3-6	11	6	2	0	1	18
Mike Dunleavy*	8-17	5-9	0-1	3	0	0	0	3	21
Casey Sanders*	0-1	0-0	0-0	2	1	0	1	1	0
Chris Duhon*	3-5	1-1	2-3	4	6	0	0	2	9
Jason Williams*	5-15	2-11	4-6	3	4	0	3	4	16
Carlos Boozer	5-9	0-0	2-3	12	1	2	0	3	12
Nate James	2-3	0-1	2-3	3	0	1	1	3	6
Team				4					
Totals	30-64	9-27	13-22	42	18	5	5	17	82

Arizona	FG-A	3FG-A	FT-A	RB	A	BK	ST	PF	TP
Michael Wright*	5-9	0-0	0-1	11	0	2	1	4	10
Richard Jefferson*	7-13	4-8	1-3	8	3	1	1	2	19
Loren Wood*	8-15	0-1	6-8	11	1	4	1	4	22
Gilbert Arenas*	4-17	0-4	2-3	4	4	0	1	1	10
Jason Gardner*	2-11	0-8	3-4	3	2	0	1	2	7
Justin Wessel	0-0	0-0	0-0	0	0	0	0	0	0
Eugene Edgeron	0-0	0-0	0-0	1	0	0	0	4	0
Luke Walton	2-6	0-1	0-0	3	4	0	0	3	4
Team				4					
Totals	28-71	4-22	12-19	45	14	7	5	20	72

Turnovers: Duke 11, Arizona 9. Halftime: Duke 35, Arizona 33. Officials: Scott Thornley, Gerald Boudreaux, Ed Corbett. Attendance: 45,994.



2011 UConn—Front Row (left to right): Jamal Coombs-McDaniel, Niels Giffey, Jeremy Lamb, Kemba Walker, head coach Jim Calhoun, Donnell Beverly, Shabazz Napier, Kyle Bailey and Benjamin Stewart. **Back Row:** Head manager Jordan Rich, athletic trainer James Doran, graduate assistant Ben Wood, director of administration Glen Miller, Alex Oriakhi, Michael Bradley, Enosch Wolf, Charles Okwandu, Tyler Olander, Roscoe Smith, associate head coach George Blaney, assistant coach Andre LaFleur, assistant coach Kevin Ollie and strength coach Chris West.

2002 CHAMPIONSHIP GAME, APRIL 1 AT ATLANTA

MARYLAND 64, INDIANA 52

Maryland	FG-A	3FG-A	FT-A	RB	A	BK	ST	PF	TP
Byron Mouton*	1-5	0-0	2-2	4	1	1	2	2	4
Chris Wilcox*	4-8	0-0	2-4	7	0	1	1	3	10
Lonny Baxter*	6-15	0-0	3-8	14	0	3	1	1	15
Juan Dixon*	6-9	2-4	4-4	5	3	0	5	1	18
Steve Blake*	2-6	0-3	2-2	6	3	0	2	2	6
Drew Nicholas	1-2	0-1	5-6	3	0	0	1	0	7
Ryan Randle	1-1	0-0	0-0	0	0	0	0	1	2
Tahj Holden	0-2	0-1	2-2	3	4	1	0	3	2
Team				0					
Totals	21-48	2-9	20-28	42	11	6	12	13	64

Indiana	FG-A	3FG-A	FT-A	RB	A	BK	ST	PF	TP
Jared Jeffries*	4-11	0-1	0-1	7	3	1	1	4	8
Kyle Hornsby*	5-12	4-8	0-1	5	0	0	2	4	14
Jarrad Odle*	0-4	0-0	0-3	4	1	0	1	2	0
Tom Coverdale*	3-11	2-7	0-0	4	2	0	2	2	8
Dane Fife*	4-9	3-6	0-0	5	1	0	2	3	11
A.J. Moye	1-1	0-0	0-0	0	0	0	1	1	2
George Leach	0-0	0-0	0-0	0	0	1	0	0	0
Donald Perry	1-3	1-1	0-0	1	0	0	0	1	3
Jeff Newton	2-7	0-0	2-2	5	2	1	1	3	6
Team				0					
Totals	20-58	10-23	2-7	31	9	3	10	20	52

Turnovers: Maryland 16, Indiana 16. Halftime: Maryland 31, Indiana 25. Officials: Jim Burr, Richard Cartmell, Tony Greene. Attendance: 53,406.



2012 Kentucky—Front Row (left to right): Assistant coach Kenny Payne, assistant coach Orlando Antigua, Brian Long, Sam Malone, Doron Lamb, Marquis Teague, Ryan Harrow, Jarrod Polson, head coach John Calipari and assistant coach John Robic. **Back Row:** Jon Hood, Michael Kidd-Gilchrist, Terrence Jones, Kyle Wiltjer, Anthony Davis, Eloy Vargas, Darius Miller and Twany Beckham.

2003 CHAMPIONSHIP GAME, APRIL 7 AT NEW ORLEANS

SYRACUSE 81, KANSAS 78

Syracuse	FG-A	3FG-A	FT-A	RB	A	BK	ST	PF	TP
Hakim Warrick*	2-4	0-0	2-4	2	1	2	0	3	6
Carmelo Anthony*	7-16	3-5	3-4	10	7	0	1	2	20
Craig Forth*	3-4	0-0	0-1	3	0	3	1	5	6
Gerry McNamara*	6-13	6-10	0-0	0	1	0	1	2	18
Kueth Duany*	4-6	2-3	1-2	4	0	0	1	3	11
Josh Pace	4-9	0-0	0-0	8	2	0	3	2	8
Billy Edelin	4-10	0-0	4-6	2	2	0	3	1	12
Jeremy McNeil	0-1	0-0	0-0	5	0	2	0	4	0
Team				2					
Totals	30-63	11-18	10-17	36	13	7	10	22	81

Kansas	FG-A	3FG-A	FT-A	RB	A	BK	ST	PF	TP
Nick Collison*	8-14	0-0	3-10	21	3	3	3	5	19
Keith Langford*	7-9	0-1	5-10	2	0	0	1	5	19
Jeff Graves*	7-13	0-0	2-7	16	3	0	1	2	16
Kirk Hinrich*	6-20	3-12	1-1	2	4	1	1	1	16
Aaron Miles*	1-5	0-2	0-0	6	7	0	1	1	2
Michael Lee	2-8	1-5	0-0	1	1	0	2	1	5
Bryant Nash	0-2	0-0	1-2	1	0	0	0	1	1
Team				3					
Totals	31-71	4-20	12-30	52	18	4	9	16	78

Turnovers: Syracuse 17, Kansas 18. Halftime: Syracuse 53, Kansas 42. Officials: Gerald Boudreaux, Reginald Cofer, Richard Cartmell. Attendance: 54,524.



2013 Louisville—Front Row (left to right): Director of basketball operations Andre McGee, assistant coach Wyking Jones, Tim Henderson, Wayne Blackshear, Luke Hancock, head coach Rick Pitino, Peyton Siva, Russ Smith, Kevin Ware, assistant coach Kevin Keatts and assistant coach Kareem Richardson. **Middle Row:** Logan Baumann, Chane Behanan, Montrezl Harrell, Mangok Mathiang, Gorgui Dieng, Zach Price, Stephan Van Treesee, Angel Nunez, Michael Baffour and Jordan Bond. **Back Row:** Student asst. coach Mike Marra, equipment manager Vinny Tatum, team physician Dr. John Ellis, director of sports medicine Fred Hina, team physician Dr. Chris Pitcock, program assistant Tim Gray, assistant video coordinator William Minardi, strength and conditioning coach Ray Ganong, director of academic services Anthony Wright, director of video operations Doug Davenport and executive assistant Jordan Sucher.

2004 CHAMPIONSHIP GAME, APRIL 5 AT SAN ANTONIO

UConn 82, GEORGIA TECH 73

UConn	FG-A	3FG-A	FT-A	RB	A	BK	ST	PF	TP
Josh Boone*	4-6	0-0	1-4	6	1	0	0	2	9
Rashad Anderson*	5-10	2-7	6-8	6	1	0	2	1	18
Emeka Okafor*	10-17	0-0	4-8	15	1	2	1	3	24
Ben Gordon*	5-17	3-8	8-9	2	2	0	2	4	21
Taliek Brown*	2-6	0-0	5-8	6	4	0	0	3	9
Charlie Villanueva	0-0	0-0	0-0	1	1	0	0	1	0
Hilton Armstrong	0-1	0-0	1-2	6	0	0	0	1	1
Shamon Tootes	0-0	0-0	0-0	0	0	0	0	0	0
Denham Brown	0-4	0-2	0-0	6	0	0	0	3	0
Team				2					
Totals	26-61	5-17	25-39	50	10	2	5	18	82

Georgia Tech	FG-A	3FG-A	FT-A	RB	A	BK	ST	PF	TP
Marvin Lewis*	3-9	0-5	0-0	1	1	0	1	3	6
Anthony McHenry*	1-3	1-1	0-0	4	0	1	0	4	3
Luke Schenscher*	4-7	0-0	1-2	11	0	0	0	2	9
B.J. Elder*	4-15	3-8	3-4	4	0	0	0	4	14
Jarrett Jack*	1-8	0-1	5-6	4	3	0	4	3	7
Ism'il Muhammad	5-12	0-0	0-0	5	0	0	2	3	10
Will Bynum	6-11	3-6	2-6	2	5	0	1	4	17
Robert Brooks	0-0	0-0	0-0	0	0	0	0	0	0
Clarence Moore	3-5	0-1	1-3	10	0	0	0	2	7
Theodis Tarver	0-1	0-0	0-0	2	0	0	2	1	0
Team				0					
Totals	27-71	7-22	12-21	43	9	1	10	26	73

Turnovers: UConn 16, Georgia Tech 14. Halftime: UConn 41, Georgia Tech 26. Officials: Richard Cartmell, Verne Harris, Randy McCall. Attendance: 44,468.



2014 UConn—Front Row (left-right): Lasan Kromah, DeAndre Daniels, Omar Calhoun, Ryan Boatright, Head Coach Kevin Ollie, Shabazz Napier, Niels Giffey, Rodney Purvis, Terrence Samuel. **Back row (left-right):** Head manager Nick Blanco, Graduate Assistant Dave Sevush, Athletic Trainer James Doran, Assistant Coach Karl Hobbs, Patrick Lenehan, Kentan Facey, Tyler Olander, Amida Brimah, Phillip Nolan, Leon Tolksdorf, Tor Watts, Associate Head Coach Glen Miller, Assistant Coach Ricky Moore, Strength & Conditioning Coach Travis Illian.

2005 CHAMPIONSHIP GAME, APRIL 4 AT ST. LOUIS NORTH CAROLINA 75, ILLINOIS 70

North Carolina	FG-A	3FG-A	FT-A	RB	A	BK	ST	PF	TP
Jawad Williams*	3-6	3-4	0-0	5	0	1	1	1	9
Rashad McCants*	6-15	2-5	0-0	2	1	0	1	0	14
Sean May*	10-11	0-0	6-8	10	2	1	0	1	26
Raymond Felton*	4-9	4-5	5-6	3	7	0	2	4	17
Jackie Manuel*	0-1	0-0	0-2	3	2	0	0	4	0
Melvin Scott	0-2	0-1	0-0	2	0	0	0	0	0
Reyshawn Terry	0-0	0-0	0-0	0	0	0	0	0	0
Quentin Thomas	0-0	0-0	0-0	1	0	0	0	1	0
Marvin Williams	4-8	0-1	0-1	5	0	0	0	2	8
David Noel	0-0	0-0	1-2	3	0	0	0	0	1
Team				0					
Totals	27-52	9-16	12-19	34	12	2	4	13	75

Illinois	FG-A	3FG-A	FT-A	RB	A	BK	ST	PF	TP
James Augustine*	0-3	0-0	0-0	2	0	0	0	5	0
Roger Powell Jr.*	4-10	1-2	0-0	14	1	0	1	2	9
Luther Head*	8-21	5-16	0-0	5	3	1	2	1	21
Deron Williams*	7-16	3-10	0-2	4	7	0	1	4	17
Dee Brown*	4-10	2-8	2-2	4	7	0	3	1	12
Richard McBride	0-0	0-0	0-0	0	0	0	0	0	0
Warren Carter	0-1	0-1	0-0	1	0	0	1	1	0
Nick Smith	0-0	0-0	0-0	0	0	0	0	0	0
Jack Ingram	4-9	1-3	2-2	7	0	0	0	4	11
Team				2					
Totals	27-70	12-40	4-6	39	18	1	8	18	70

Turnovers: North Carolina 10, Illinois 8. Halftime: North Carolina 40, Illinois 27. Officials: Ed Corbett, John Cahill, Verne Harris. Attendance: 47,262.



2015 Duke—Front Row (left-right): Graham Vehovec, Ian McKierman, Sean Kelly, Tyus Jones, Quinn Cook, Grayson Allen, Nick Pagliuca, Derek Rhodes, Mike Sotsky. **Second Row (left-right):** Assistant Coach Nate James, Assistant Coach Jon Scheyer, Justise Winslow, Amile Jefferson, Jahlii Okafor, Marshall Plumlee, Sean Obi, Matt Jones, Associate Head Coach Jeff Capel, Head Coach Mike Krzyzewski. **Back row (left-right):** Kenny King, Kevin Cullen, Director of Basketball Operations David Bradley, Will Stephens, Jose Fonseca.

2006 CHAMPIONSHIP GAME, APRIL 3 AT INDIANAPOLIS FLORIDA 73, UCLA 57

Florida	FG-A	3FG-A	FT-A	RB	A	BK	ST	PF	TP
Corey Brewer*	4-12	2-3	1-3	7	4	1	3	3	11
Joakim Noah*	7-9	0-0	2-2	9	3	6	1	2	16
Al Horford*	5-8	0-0	4-5	7	3	2	0	2	14
Taurean Green*	1-9	0-7	0-1	4	8	0	1	1	2
Lee Humphrey*	4-8	4-8	3-3	1	2	0	0	1	15
Adrian Moss	3-6	0-0	3-4	6	0	0	0	0	9
Walter Hodge	0-3	0-1	0-0	1	1	0	2	1	0
Chris Richard	2-3	0-0	2-2	0	0	1	0	3	6
Team				0					
Totals	26-58	6-19	15-20	35	21	10	7	13	73

UCLA	FG-A	3FG-A	FT-A	RB	A	BK	ST	PF	TP
Cedric Bozeman*	2-3	0-0	5-6	3	3	0	0	2	9
Luc Richard									
Mbah A Moute*	3-9	0-2	0-0	10	1	0	0	4	6
Ryan Hollins*	4-10	0-0	2-2	10	0	1	0	2	10
Jordan Farmar*	8-21	1-8	1-2	2	4	0	2	2	18
Arron Afflalo*	3-10	2-7	2-2	2	1	0	1	2	10
Darren Collison	0-3	0-0	0-0	3	1	0	0	3	0
Alfred Aboya	1-1	0-0	0-2	3	1	0	0	2	2
Lorenzo Mata	1-4	0-0	0-0	5	0	0	0	3	2
Michael Roll	0-0	0-0	0-0	0	0	0	0	2	0
Team				2					
Totals	22-61	3-17	10-14	40	11	1	3	22	57

Turnovers: Florida 6, UCLA 12. Halftime: Florida 36, UCLA 25. Officials: Jim Burr, John Cahill, Tony Greene. Attendance: 43,168.



2016 Villanova—Front Row (left-right): Director of Operations George Halcovage; Donte DiVincenzo; Josh Hart; Ryan Arcidiacono; Patrick Farrell; Phil Booth; Henry Lowe; Assistant Coach Ashley Howard. **Back Row (left-right):** Graduate Manager Nick DiPaola; Equipment Director Lionel Brodie; Strength Coach John Shackleton; Head Athletic Trainer Jeff Pierce; Assistant Coach Kyle Neptune; Associate Head Coach Baker Dunleavy; Eric Paschall; Tim Delaney; Kevin Rafferty; Head Coach Jay Wright; Daniel Ochefu; Darryl Reynolds; Mikal Bridges; Kris Jenkins; Special Assistant to the Head Coach Jason Donnelly; Director of Student-Athlete Development Mike Nardi; Graduate Manager Ryan Harkins; Graduate Manager Mickey Mikulski; Graduate Manager Mike Clark.

2007 CHAMPIONSHIP GAME, APRIL 2 AT ATLANTA

FLORIDA 84, OHIO ST. 75

Florida	FG-A	3FG-A	FT-A	RB	A	BK	ST	PF	TP
Corey Brewer*	4-12	3-8	2-2	8	1	1	3	2	13
Joakim Noah*	1-3	0-0	6-6	3	0	0	1	4	8
Al Horford*	6-15	0-0	6-8	12	3	2	0	3	18
Taurean Green*	4-6	3-3	5-5	3	6	0	0	0	16
Lee Humphrey*	5-8	4-7	0-0	1	1	0	0	1	14
Walter Hodge	2-2	0-0	1-1	1	0	0	1	1	5
Chris Richard	3-5	0-0	2-3	8	0	0	0	5	8
Marreese Speights	1-2	0-0	0-0	2	0	0	0	3	2
Team				0					
Totals	26-53	10-18	22-25	38	11	3	5	19	84

Ohio St.	FG-A	3FG-A	FT-A	RB	A	BK	ST	PF	TP
Ivan Harris*	2-8	2-8	1-2	5	0	0	1	2	7
Greg Oden*	10-15	0-0	5-8	12	1	4	1	4	25
Mike Conley Jr.*	7-13	1-3	5-6	3	6	0	4	3	20
Ron Lewis*	6-13	0-4	0-1	3	0	0	1	3	12
Jamar Butler*	1-7	1-6	0-0	2	1	0	2	3	3
David Lighty	2-3	0-1	0-0	0	1	0	1	1	4
Daequan Cook	1-2	0-1	0-0	0	1	0	1	1	2
Matt Terwilliger	1-1	0-0	0-0	0	0	0	0	1	2
Othello Hunter	0-2	0-0	0-0	2	0	0	0	2	0
Team				1					
Totals	30-64	4-23	11-17	28	10	4	11	20	75

Turnovers: Ohio St. 7, Florida 15. Halftime: Florida 40, Ohio St. 29. Officials: Karl Hess, Edward Corbett, Tony Greene. Attendance: 51,458.

2008 CHAMPIONSHIP GAME, APRIL 7 AT SAN ANTONIO

KANSAS 75, MEMPHIS 68 (OT)

Kansas	FG-A	3FG-A	FT-A	RB	A	BK	ST	PF	TP
Darrell Arthur*	9-13	0-0	2-2	10	1	0	1	3	20
Darnell Jackson*	3-4	0-0	2-2	8	1	0	1	1	8
Russell Robinson*	1-1	0-0	0-0	4	1	0	1	3	2
Mario Chalmers*	5-13	2-6	6-6	3	3	0	4	3	18
Brandon Rush*	5-9	0-2	2-3	6	2	1	1	3	12
Sherron Collins	4-10	1-4	2-2	4	6	0	3	3	11
Sasha Kaun	2-5	0-0	0-0	2	0	0	0	2	4
Cole Aldrich	0-0	0-0	0-0	0	0	0	0	0	0
Team				2					
Totals	29-55	3-12	14-15	39	14	1	11	18	75

Memphis	FG-A	3FG-A	FT-A	RB	A	BK	ST	PF	TP
Robert Dozier*	4-11	1-2	2-3	10	3	1	1	2	11
Joey Dorsey*	3-3	0-0	0-0	2	1	2	1	5	6
Antonio Anderson*	3-9	2-7	1-3	5	1	0	4	3	9
Chris Douglas-Roberts*	7-16	2-5	6-9	1	1	0	1	4	22
Derrick Rose*	7-17	1-6	3-4	6	8	0	2	1	18
Shawn Taggart	1-5	0-1	0-0	3	0	0	1	2	2
Willie Kemp	0-0	0-0	0-0	0	0	0	1	0	0
Pierre Niles	0-0	0-0	0-0	0	0	0	0	0	0
Doneal Mack	0-1	0-1	0-0	0	0	0	0	0	0
Team				1					
Totals	25-62	6-22	12-19	28	14	3	11	17	68

Turnovers: Kansas 17, Memphis 13. Halftime: Kansas 33, Memphis 28. End of regulation: Tied at 63. Officials: Ed Hightower, Edward Corbett, John Cahill. Attendance: 43,257.

2009 CHAMPIONSHIP GAME, APRIL 6 AT DETROIT NORTH CAROLINA 89, MICHIGAN ST. 72

North Carolina	FG-A	3FG-A	FT-A	RB	A	BK	ST	PF	TP
Deon Thompson*	3-8	0-0	3-4	3	0	0	0	4	9
Tyler Hansbrough*	6-14	0-2	6-10	7	2	0	0	3	18
Ty Lawson*	3-10	0-3	15-18	4	6	0	8	0	21
Danny Green*	2-4	2-3	0-0	3	4	0	1	5	6
Wayne Ellington*	7-12	3-3	2-2	4	0	0	0	2	19
Marc Campbell	0-1	0-0	0-0	1	0	0	0	0	0
Bobby Frasier	1-2	0-1	0-0	1	1	0	0	3	2
Larry Drew II	0-1	0-0	0-0	0	0	0	0	0	0
J.B. Tanner	0-0	0-0	0-0	0	0	0	0	0	0
Justin Watts	1-2	0-0	0-0	1	0	0	0	0	2
Ed Davis	5-7	0-0	1-4	8	0	0	0	4	11
Patrick Moody	0-0	0-0	0-0	0	0	0	0	0	0
Mike Copeland	0-0	0-0	0-0	0	0	0	0	0	0
Tyler Zeller	0-0	0-0	1-2	1	0	0	0	1	1
Team				2					
Totals	28-61	5-12	28-40	35	13	0	9	22	89

Michigan St.	FG-A	3FG-A	FT-A	RB	A	BK	ST	PF	TP
Raymar Morgan*	1-2	0-0	2-2	1	0	0	0	5	4
Delvon Roe*	1-1	0-0	0-1	8	0	1	0	3	2
Goran Suton*	7-10	3-4	0-0	11	0	2	0	3	17
Kalin Lucas*	4-12	0-1	6-8	0	7	0	0	2	14
Travis Walton*	0-2	0-0	2-2	1	3	0	0	3	2
Idong Ibok	0-0	0-0	0-0	1	0	0	0	0	0
Chris Allen	0-8	0-7	3-5	1	1	0	0	2	3
Austin Thornton	0-1	0-0	2-2	3	0	0	0	1	2
Durrell Summers	4-10	2-6	3-4	5	2	1	0	1	13
Isaiah Dahlman	1-1	0-0	0-0	1	0	0	0	0	2
Draymond Green	2-2	0-0	3-5	7	0	0	1	3	7
Jon Crandell	0-0	0-0	0-0	0	0	0	0	0	0
Korie Lucious	2-5	2-5	0-0	0	0	0	0	3	6
Tom Herzog	0-0	0-0	0-0	0	0	1	0	0	0
Marquise Gray	0-1	0-0	0-0	1	0	0	0	2	0
Team				2					
Totals	22-55	7-23	21-29	42	13	5	1	28	72

Turnovers: Michigan St. 21, North Carolina 7. Halftime: North Carolina 55, Michigan St. 34. Officials: Tom O'Neill, Curtis Shaw, Tony Greene. Attendance: 72,922.

2010 CHAMPIONSHIP GAME, APRIL 5 AT INDIANAPOLIS

DUKE 61, BUTLER 59

Duke	FG-A	3FG-A	FT-A	RB	A	BK	ST	PF	TP
Kyle Singler*	7-13	3-6	2-2	9	2	2	1	1	19
Lance Thomas*	3-5	0-0	0-0	4	0	0	2	4	6
Brian Zoubek*	3-4	0-0	2-4	10	1	2	0	4	8
Nolan Smith*	5-15	1-5	2-5	3	4	0	0	0	13
Jon Scheyer*	5-12	1-5	4-5	6	5	2	1	3	15
Mason Plumlee	0-0	0-0	0-0	1	0	0	0	0	0
Andre Dawkins	0-1	0-1	0-0	0	0	0	0	0	0
Miles Plumlee	0-2	0-0	0-0	3	0	1	1	2	0
Team				1					
Totals	23-52	5-17	10-16	37	12	7	5	14	61

Butler	FG-A	3FG-A	FT-A	RB	A	BK	ST	PF	TP
Gordon Hayward*	2-11	0-3	8-8	8	1	0	1	1	12
Willie Veasley*	1-9	0-5	0-0	3	3	0	0	2	2
Matt Howard*	3-8	0-0	5-8	4	0	0	0	4	11
Shelvin Mack*	5-14	2-4	0-0	5	2	0	2	1	12
Ronald Nored*	3-8	1-2	0-0	6	1	0	1	3	7
Shawn Vanzant	1-1	0-0	0-0	1	0	0	0	2	2
Zach Hahn	1-1	1-1	0-0	1	0	0	0	1	3
Avery Jukes	4-6	2-3	0-2	4	0	0	0	4	10
Andrew Smith	0-0	0-0	0-0	0	0	0	0	0	0
Team				3					
Totals	20-58	6-18	13-18	35	7	0	4	18	59

Turnovers: Duke 12, Butler 8. Halftime: Duke 33, Butler 32. Officials: John Cahill, Tom Eades, Ted Valentine. Attendance: 70,930.

2011 CHAMPIONSHIP GAME, APRIL 4 AT HOUSTON

UConn 53, BUTLER 41

Butler	FG-A	3FG-A	FT-A	RB	A	BK	ST	PF	TP
Matt Howard*	1-13	1-6	4-4	6	0	0	1	2	7
Andrew Smith*	2-9	0-0	1-2	9	1	1	1	3	5
Shelvin Mack*	4-15	4-11	1-2	9	1	1	0	1	13
Shawn Vanzant*	2-10	1-5	0-0	8	2	0	3	1	5
Chase Stigall*	3-11	3-9	0-0	2	1	0	1	1	9
Zach Hahn	0-2	0-1	0-0	0	0	0	0	2	0
Ronald Nored	0-2	0-1	2-4	4	0	0	2	4	2
Chrishawn Hopkins	0-0	0-0	0-0	0	0	0	0	1	0
Khyle Marshall	0-2	0-0	0-2	2	0	0	0	2	0
Garrett Butcher	0-0	0-0	0-0	0	0	0	0	0	0
Team				1					
Totals	12-64	9-33	8-14	41	5	2	8	17	41

UConn	FG-A	3FG-A	FT-A	RB	A	BK	ST	PF	TP
Tyler Olander*	1-3	0-0	0-0	3	1	0	0	1	2
Roscoe Smith*	0-2	0-1	0-0	4	0	4	0	4	0
Alex Oriakhi*	5-6	0-0	1-1	11	0	4	0	2	11
Jeremy Lamb*	4-8	1-2	3-4	7	2	1	1	2	12
Kemba Walker*	5-19	0-4	6-7	9	0	0	1	2	16
Donnell Beverly	1-2	0-0	0-0	0	1	0	0	0	2
Jamal Coombs-McDaniel	0-3	0-1	0-0	2	0	0	0	0	0
Niels Giffey	1-3	0-1	2-2	6	0	0	0	1	4
Shabazz Napier	1-6	0-2	2-2	4	2	0	2	1	4
Charles Okwandu	1-3	0-0	0-0	5	0	1	0	2	2
Team				2					
Totals	19-55	1-11	14-16	53	6	10	4	15	53

Turnovers: UConn 11, Butler 6. Halftime: Butler 22, UConn 19. Officials: John Cahill, Verne Harris, Doug Shows. Attendance: 70,376.

2012 CHAMPIONSHIP GAME, APRIL 2 AT NEW ORLEANS

KENTUCKY 67, KANSAS 59

Kansas	FG-A	3FG-A	FT-A	RB	A	BK	ST	PF	TP
Thomas Robinson*	6-17	0-0	6-7	17	1	0	0	2	18
Jeff Withey*	2-8	0-0	1-1	7	1	4	2	2	5
Tyshawn Taylor*	8-17	1-1	2-3	4	3	0	1	1	19
Elijah Johnson*	5-13	3-7	0-0	2	2	0	1	1	13
Travis Releford*	1-6	1-2	1-2	1	1	0	1	5	4
Conner Teahan	0-1	0-1	0-0	0	1	0	1	1	0
Justin Wesley	0-0	0-0	0-0	0	0	0	0	0	0
Kevin Young	0-0	0-0	0-2	3	0	1	0	4	0
Team				1					
Totals	22-62	5-11	10-15	35	9	5	6	16	59

Kentucky	FG-A	3FG-A	FT-A	RB	A	BK	ST	PF	TP
Terrence Jones*	4-7	0-1	1-2	7	0	2	1	4	9
Anthony Davis*	1-10	0-0	4-6	16	5	6	3	2	6
Michael Kidd-Gilchrist*	4-7	0-1	3-4	6	1	1	0	2	11
Doron Lamb*	7-12	3-6	5-6	2	3	0	0	2	22
Marquis Teague*	5-14	2-3	2-3	2	3	0	0	2	14
Darius Miller	2-5	1-2	0-0	6	0	2	0	2	5
Eloy Vargas	0-0	0-0	0-0	0	0	0	0	1	0
Kyle Wiltjer	0-1	0-1	0-0	0	0	0	0	0	0
Team				4					
Totals	23-56	6-14	15-21	43	12	11	4	15	67

Turnovers: Kentucky 11, Kansas 9. Halftime: Kentucky 41, Kansas 27. Officials: Verne Harris, Mark Whitehead, Mike Stuart. Attendance: 70,913.

2013 CHAMPIONSHIP GAME, APRIL 8 AT ATLANTA***LOUISVILLE 82, MICHIGAN 76**

Michigan	FG-A	3FG-A	FT-A	RB	A	BK	ST	PF	TP
Glenn Robinson III*	3-4	0-1	6-8	2	2	0	0	1	12
Mitch McGary*	3-6	0-0	0-0	6	1	1	1	4	6
Trey Burke*	7-11	3-5	7-9	4	3	1	0	4	24
Tim Hardaway Jr.*	5-13	0-4	2-4	5	4	0	0	0	12
Nik Stauskas*	1-2	1-2	0-0	2	2	0	1	3	3
Spike Albrecht	6-9	4-5	1-2	1	0	0	0	1	17
Jon Horford	0-0	0-0	0-0	2	0	0	0	1	0
Caris LeVert	0-1	0-1	0-0	3	0	0	1	1	0
Jordan Morgan	0-2	0-0	2-2	1	0	0	0	0	2
Team				1					
Totals	25-48	8-18	18-25	27	12	2	3	15	76

Louisville	FG-A	3FG-A	FT-A	RB	A	BK	ST	PF	TP
Wayne Blackshear*	3-5	2-3	0-0	1	1	0	1	3	8
Chane Behanan*	6-12	0-0	3-4	12	1	0	1	2	15
Gorgui Dieng*	4-6	0-0	0-0	8	6	3	1	4	8
Russ Smith*	3-16	1-6	2-3	1	2	0	0	4	9
Peyton Siva*	6-15	0-2	6-6	6	5	0	4	3	18
Luke Hancock	5-6	5-5	7-10	1	3	0	2	4	22
Tim Henderson	0-0	0-0	0-0	0	0	0	0	1	0
Montrezl Harrell	1-1	0-0	0-0	0	0	0	0	1	2
Stephan Van Treese	0-0	0-0	0-0	2	0	0	0	0	0
Team				1					
Totals	28-61	8-16	18-23	32	18	3	9	22	82

Turnovers: Michigan 12, Louisville 9. Halftime: Michigan 38, Louisville 37. Officials: John Cahill, Tony Greene, John Higgins. Attendance: 74,326.

*Louisville's appearance later vacated by the Committee on Infractions.

2014 CHAMPIONSHIP GAME, APRIL 7 AT NORTH TEXAS**UCONN 60, KENTUCKY 54**

Kentucky	FG-A	3FG-A	FT-A	RB	A	BK	ST	PF	TP
James Young*	5-13	2-5	8-9	7	0	0	0	0	20
Julius Randle*	3-7	0-0	4-7	6	4	1	0	0	10
Dakari Johnson*	2-5	0-0	1-4	4	2	2	1	1	5
Aaron Harrison*	3-7	1-5	0-1	4	0	1	2	2	7
Andrew Harrison*	3-9	2-4	0-0	5	5	1	3	2	8
Marcus Lee	0-0	0-0	0-0	0	0	0	0	1	0
Alex Poythress	2-5	0-2	0-1	5	0	0	0	4	4
Dominique Hawkins	0-0	0-0	0-2	1	0	0	0	0	0
Team				1					
Totals	18-46	5-16	13-24	33	11	5	6	10	54

UConn	FG-A	3FG-A	FT-A	RB	A	BK	ST	PF	TP
Phillip Nolan*	0-3	0-0	0-0	1	0	0	1	4	0
DeAndre Daniels*	4-14	0-4	0-0	6	0	2	0	3	8
Niels Giffey*	3-7	2-4	2-2	5	0	1	0	2	10
Ryan Boatright*	5-6	0-1	4-4	4	3	0	3	2	14
Shabazz Napier*	8-16	4-9	2-2	6	3	0	3	1	22
Terrence Samuel	1-1	0-0	0-0	1	0	0	1	0	2
Lasan Kromah	1-4	0-1	2-2	6	2	0	1	1	4
Amida Brimah	0-2	0-0	0-0	4	0	1	0	4	0
Team				1					
Totals	22-53	6-19	10-10	34	8	4	9	17	60

Turnovers: Kentucky 13, UConn 10. Halftime: UConn 35, Kentucky 31. Officials: Verne Harris; Joe DeRosa; Doug Shows. Attendance: 79,238.

2015 CHAMPIONSHIP GAME, APRIL 6 AT INDIANAPOLIS**DUKE 68, WISCONSIN 63**

Wisconsin	FG-A	3FG-A	FT-A	RB	A	BK	ST	PF	TP
Nigel Hayes*	5-10	3-4	0-2	1	1	0	0	2	13
Sam Dekker*	6-15	0-6	0-0	8	2	0	1	1	12
Frank Kaminsky*	7-16	2-4	5-6	12	2	1	1	1	21
Josh Gasser*	0-1	0-0	0-0	6	3	0	0	3	0
Bronson Koenig*	4-9	1-3	1-2	0	4	0	0	3	10
Traevon Jackson	1-7	0-2	0-0	3	2	0	1	1	2
Duje Dukan	2-3	1-2	0-0	3	0	0	0	4	5
Team				2					
Totals	25-61	7-21	6-10	35	13	1	3	15	63

Duke	FG-A	3FG-A	FT-A	RB	A	BK	ST	PF	TP
Justise Winslow*	3-9	1-2	4-7	9	1	3	1	4	11
Jahlil Okafor*	5-9	0-0	0-1	3	0	0	0	4	10
Quinn Cook*	3-8	0-3	0-0	4	2	0	0	0	6
Tyus Jones*	7-13	2-3	7-7	5	1	0	0	1	23
Matt Jones*	0-1	0-1	0-0	3	0	0	1	0	0
Grayson Allen	5-8	1-2	5-5	2	0	0	1	0	16
Amile Jefferson	1-1	0-0	0-0	7	2	3	1	3	2
Marshall Plumlee	0-2	0-0	0-0	0	0	0	0	1	0
Team				1					
Totals	24-51	4-11	16-20	33	7	6	4	13	68

Turnovers: Wisconsin 5, Duke 5. Halftime: Tied at 31. Officials: Joe DeRosa; Michael Stephens; Pat Driscoll. Attendance: 71,149.

2016 CHAMPIONSHIP GAME, APRIL 4 AT HOUSTON VILLANOVA 77, NORTH CAROLINA 74

Villanova	FG-A	3FG-A	FT-A	RB	A	BK	ST	PF	TP
Kris Jenkins*	6-11	2-4	0-1	2	1	0	2	4	14
Daniel Ochefu*	4-5	0-0	1-2	6	2	2	0	2	9
Jalen Brunson*	1-4	1-2	1-2	1	0	0	0	0	4
Josh Hart*	4-9	1-3	3-4	8	1	1	1	3	12
Ryan Arcidiacono*	6-9	2-3	2-2	2	2	0	1	2	16
Phil Booth	6-7	2-2	6-6	2	0	1	1	0	20
Mikal Bridges	1-1	0-0	0-0	2	0	1	0	4	2
Darryl Reynolds	0-2	0-0	0-0	0	0	0	0	1	0
Team									
Totals	28-48	8-14	13-17	23	6	5	5	16	77

North Carolina	FG-A	3FG-A	FT-A	RB	A	BK	ST	PF	TP
Kennedy Meeks*	1-8	0-0	2-2	7	0	0	1	3	4
Brice Johnson*	6-10	0-0	2-3	8	1	1	0	2	14
Justin Jackson*	3-8	3-4	0-2	4	2	1	1	2	9
Joel Berry II*	7-12	4-4	2-2	3	4	0	0	2	20
Marcus Paige*	7-17	4-7	3-4	5	6	0	1	3	21
Nate Britt	1-4	0-2	0-0	1	0	0	0	1	2
Theo Pinson	0-0	0-0	0-0	0	3	0	0	2	0
Isaiah Hicks	2-4	0-0	0-0	4	0	1	2	4	4
Joel James	0-0	0-0	0-0	1	0	0	0	1	0
Team				3					
Totals	27-63	11-17	9-13	36	16	3	5	20	74

Turnovers: Villanova 10, North Carolina 11. Halftime: North Carolina 39, Villanova 34. Officials: Michael Stephens, John Higgins, Terry Wymer. Attendance: 74,340.

2017 CHAMPIONSHIP GAME, APRIL 3 AT PHOENIX NORTH CAROLINA 71, GONZAGA 65

Gonzaga	FG-A	3FG-A	FT-A	RB	A	BK	ST	PF	TP
Przemek Kamowski*	1-8	0-0	7-9	9	0	1	0	4	9
Jordan Mathews*	2-7	2-5	0-1	3	1	0	1	1	6
Josh Perkins*	3-8	3-6	4-5	2	3	0	0	3	13
Johnathan Williams*	4-7	1-3	0-0	5	0	0	0	4	9
Nigel Williams-Goss*	5-17	1-3	4-8	9	6	0	0	3	15
Zach Collins	4-6	0-0	1-1	7	0	3	1	5	9
Silas Melson	1-3	1-2	0-0	0	0	0	0	0	3
Killian Tillie	0-3	0-0	1-2	9	1	1	0	2	1
Team				5					
Totals	20-59	8-19	17-26	49	11	5	2	22	65

North Carolina	FG-A	3FG-A	FT-A	RB	A	BK	ST	PF	TP
Joel Berry II*	7-19	4-13	4-8	3	6	1	2	3	22
Isaiah Hicks*	5-9	0-0	3-5	9	1	2	1	4	13
Justin Jackson*	6-19	0-9	4-5	4	3	2	1	2	16
Kennedy Meeks*	3-5	0-0	1-4	10	0	2	2	4	7
Theo Pinson*	2-9	0-4	2-2	9	2	1	1	2	6
Tony Bradley	2-8	0-0	1-2	7	1	0	0	2	5
Nate Britt	1-3	0-1	0-0	2	2	0	0	2	2
Luke Maye	0-1	0-0	0-0	2	0	0	0	3	0
Seventh Woods	0-0	0-0	0-0	0	0	0	0	0	0
Team									
Totals	26-73	4-27	15-26	46	15	8	7	22	71

Turnovers: Gonzaga 14, North Carolina 4. Halftime: Gonzaga 35, North Carolina 32. Officials: Michael Stephens; Verne Harris; Mike Eades. Attendance: 76,168.



2017 North Carolina—Front Row (left-right): Head Manager Chase Bengel, Director of Player Development Eric Hoots, Head Athletics Trainer Doug Halverson, Assistant Coach C.B. McGrath, Head Coach Roy Williams, Seventh Woods, Kenny Williams, Joel Berry II, Nate Britt, Stilman White, Theo Pinson, Brandon Robinson, Assistant Coach Steve Robinson, Assistant Coach Hubert Davis, Director of Operations Brad Frederick, Strength & Conditioning Coordinator Jonas Sahratian, Director of Player Personnel Sean May. **Back row (left-right):** Manager Emily Brickner, Manager John Bumgarner, Shea Rush, Justin Jackson, Kennedy Meeks, Tony Bradley, Isaiah Hicks, Luke Maye, Aaron Rohlman, Kanler Coker, Manager Tyler Hagan, Manager Forrest Reynolds, Manager Maria Vanderford.

2018 CHAMPIONSHIP GAME, APRIL 2 AT SAN ANTONIO VILLANOVA 79, MICHIGAN 62

Michigan	FG-A	3FG-A	FT-A	RB	A	BK	ST	PF	TP
Muhammad-Ali Abdur-Rahkman*	8-13	2-7	5-6	1	0	0	0	2	23
Isaiah Livers*	0-2	0-2	0-0	4	0	0	1	1	0
Charles Matthews*	3-9	0-2	0-4	3	1	1	2	5	6
Zavier Simpson*	4-8	0-2	2-3	3	2	0	1	4	10
Moritz Wagner*	6-11	1-4	3-4	7	1	0	0	4	16
Eli Brooks	0-0	0-0	0-0	1	0	0	0	0	0
Jordan Poole	1-5	0-2	1-1	1	1	0	1	2	3
Duncan Robinson	0-3	0-3	0-0	1	0	0	1	3	0
Jaaron Simmons	0-0	0-0	0-0	0	0	0	0	1	0
Jon Teske	1-2	0-0	0-0	3	1	0	0	1	2
Ibi Watson	1-2	0-1	0-0	2	0	0	0	0	2
Team				1					
Totals	24-55	3-23	11-18	27	6	1	6	20	62

Villanova	FG-A	3FG-A	FT-A	RB	A	BK	ST	PF	TP
Phil Booth*	1-4	0-3	0-0	2	0	0	1	4	2
Mikal Bridges*	7-12	3-7	2-2	4	1	0	1	2	19
Jalen Brunson*	4-13	1-5	0-0	2	2	0	2	4	9
Eric Paschall*	2-5	1-3	1-2	8	0	1	0	4	6
Omari Spellman*	3-8	0-2	2-2	11	0	0	0	3	8
Dhamir Cosby-Roundtree	0-0	0-0	0-0	1	0	0	0	0	0
Donte DiVincenzo	10-15	5-7	6-10	5	3	2	0	1	31
Collin Gillespie	0-0	0-0	4-4	5	1	0	1	0	4
Team									
Totals	27-57	10-27	15-20	38	7	3	5	18	79

Turnovers: Villanova 12, Michigan 10. Halftime: Villanova 37, Michigan 28. Officials: Doug Simmons; Terry Wymer; Jeff Anderson. Attendance: 67,831.



2018 Villanova—Front Row (left-right): Video Coordinator Mike Clark, Denny Grace, Matt Kennedy, Collin Gillespie, Phil Booth, Jalen Brunson, Tom Leibig, Peyton Heck, Assistant Coach Ashley Howard. **Back Row (left-right):** Assistant Coach George Halcovage, Head Athletic Trainer Jeff Pierce, Director of Basketball Operations Mike Nardi, Donte DiVincenzo, Eric Paschall, Tim Delaney, Dhamir Cosby-Roundtree, Head Coach Jay Wright, Dylan Painter, Omari Spellman, Mikal Bridges, Jermaine Samuels, Assistant Coach Kyle Neptune, Strength Coach John Shackleton.

2019 CHAMPIONSHIP GAME, APRIL 8 AT MINNEAPOLIS VIRGINIA 85, TEXAS TECH 77 (OT)

Texas Tech	FG-A	3FG-A	FT-A	RB	A	BK	ST	PF	TP
Davide Moretti*	5-10	3-6	2-2	2	0	0	2	3	15
Jarrett Culver*	5-22	0-6	5-6	9	5	1	2	3	15
Matt Mooney*	4-9	2-6	0-0	1	3	0	2	3	10
Norens Odiase*	1-1	0-0	3-3	6	0	1	0	2	5
Tariq Owens*	1-3	0-1	1-2	5	0	1	0	5	3
Brandone Francis	7-12	3-7	0-0	4	0	0	0	1	17
Deshawn Corprew	0-1	0-1	0-0	0	0	0	0	1	0
Kyler Edwards	4-5	2-3	2-2	3	1	0	0	0	12
Team	2								
Totals	27-63	10-30	13-15	32	9	3	6	18	77

Virginia	FG-A	3FG-A	FT-A	RB	A	BK	ST	PF	TP
De'Andre Hunter*	8-16	4-5	7-9	9	1	0	1	1	27
Kihei Clark*	1-2	1-1	0-0	2	4	0	0	2	3
Kyle Guy*	8-15	4-9	4-4	3	0	0	1	3	24
Mamadi Diakite*	2-4	0-1	5-6	7	0	2	1	3	9
Ty Jerome*	6-16	2-6	2-2	6	8	0	1	1	16
Braxton Key	2-5	0-1	2-2	10	2	1	0	3	6
Jack Salt	0-0	0-0	0-0	1	0	0	0	1	0
Jay Huff	0-1	0-1	0-0	0	0	0	0	1	0
Team	1								
Totals	27-59	11-24	20-23	39	15	3	4	15	85

Turnovers: Virginia 11, Texas Tech 8. Halftime: Virginia 32, Texas Tech 29. Officials: Ron Groover; Terry Wymer; Michael Stephens. Attendance: 72,062.



2019 Virginia—Front Row (left-right): Director of Player Personnel Johnny Carpenter, Strength and Conditioning Coach Mike Curtis, Assistant Coach Orlando Vandross, Assistant Coach Brad Soderberg, Head Coach Tony Bennett, Associate Head Coach Jason Williford, Assistant Coach Kyle Getter, Director of Scouting/Recruiting Larry Mangino, Athletic Trainer Ethan Saliba. **Middle Row (left-right):** Associate AD for Basketball Administration/Operations Ronnie Wideman, Kyle Guy, Ty Jerome, De'Andre Hunter, Jack Salt, Mamadi Diakite, Braxton Key, Marco Anthony, Director of Academics for Men's Basketball T.J. Grams. **Back Row (left-right):** Student Manager Faris Wasin, Student Manager Ben Buell, Kody Statmann, Francesco Badocchi, Jay Huff, Francisco Caffaro, Austin Katstra, Jayden Nixon, Kihei Clark, Student Manager Justin Maxey.

2021 CHAMPIONSHIP GAME, APRIL 5 AT INDIANAPOLIS BAYLOR 86, GONZAGA 70

Baylor	FG-A	3FG-A	FT-A	RB	A	BK	ST	PF	TP
Davion Mitchell*	6-15	1-4	2-2	6	5	1	1	1	15
Flo Thamba*	0-3	0-0	3-4	6	0	1	0	5	3
Jared Butler*	6-14	4-9	6-6	3	7	0	0	3	22
MaCio Teague*	8-15	2-3	1-2	2	0	1	0	0	19
Mark Vital*	3-7	0-1	0-0	11	2	1	2	3	6
Adam Flagler	3-6	3-4	4-4	2	2	0	1	2	13
Jackson Moffatt	0-0	0-0	0-0	0	0	0	0	0	0
Jonathan Tchamwa Tchatchoua	3-4	0-0	0-0	2	1	0	2	4	6
Jordan Turner	0-0	0-0	0-0	0	0	0	0	0	0
LJ Cryer	0-1	0-1	0-0	0	0	0	0	0	0
Mark Paterson	0-0	0-0	0-0	0	0	0	1	0	0
Matthew Mayer	1-2	0-1	0-0	2	1	0	1	1	2
Zach Loveday	0-0	0-0	0-0	0	0	1	0	0	0
Totals	30-67	10-23	16-18	38	18	5	8	19	86

Gonzaga	FG-A	3FG-A	FT-A	RB	A	BK	ST	PF	TP
Andrew Nembhard*	2-5	0-3	5-8	4	4	0	0	4	9
Corey Kispert*	5-12	2-7	0-0	3	2	1	1	3	12
Drew Timme*	5-7	0-0	2-2	3	2	1	1	3	12
Jalen Suggs*	8-15	2-5	4-6	1	3	0	2	3	22
Joel Ayayi*	3-5	0-1	2-3	2	1	0	0	0	8
Aaron Cook	0-0	0-0	0-0	2	2	0	0	0	0
Anton Watson	1-3	0-0	2-2	0	1	0	1	3	4
Ben Gregg	0-0	0-0	0-0	0	0	0	0	0	0
Dominick Harris	0-1	0-0	0-0	0	0	0	0	0	0
Julian Strawther	1-1	1-1	0-0	0	0	0	0	0	3
Totals	25-49	5-17	15-21	22	16	3	4	17	70

Turnovers: Gonzaga 14, Baylor 9. Halftime: Baylor 47, Gonzaga 37. Officials: Keith Kimble, Bo Boroski, Randy McCall. Attendance: 7,923.



2021 Baylor—Front Row (left-right): Mark Paterson, Zach Loveday, LJ Cryer, Jonathan Tchamwa Tchatchoua, Davion Mitchell, Matthew Mayer, Mark Vital, Jared Butler, MaCio Teague, Adam Flagler, Tristan Clark, Jordan Turner, Flo Thamba, Dain Dainja, Jackson Moffatt. **Not pictured:** Head Coach Scott Drew, Associate Head Coach Jerome Tang, Assistant Coach Alvin Brooks III, Assistant Coach John Jakus, Director of Player Development Jared Nuness, Special Assistant Bill Peterson, Director of Basketball Operations Aditya Malhotra, Director of Video Operations Ty Beard.

2022 CHAMPIONSHIP GAME, APRIL 4 AT NEW ORLEANS KANSAS 72, NORTH CAROLINA 69

North Carolina	FG-A	3FG-A	FT-A	RB	A	BK	ST	PF	TP
Armando Bacot*	3-13	0-0	9-13	15	2	1	1	3	15
Brady Manek*	4-8	3-6	2-2	13	0	4	0	3	13
Caleb Love*	5-24	1-8	2-2	3	2	1	0	2	13
Leaky Black*	1-2	0-1	0-0	0	2	0	0	4	2
RJ Davis*	5-17	0-5	5-5	12	2	0	0	0	15
Justin McKoy	0-0	0-0	0-0	0	0	0	0	0	0
Puff Johnson	5-9	1-3	0-0	6	1	0	0	1	11
Team				6					
Totals	23-73	5-23	18-22	55	9	6	2	13	69

Kansas	FG-A	3FG-A	FT-A	RB	A	BK	ST	PF	TP
Christian Braun*	6-14	0-1	0-0	12	3	0	0	3	12
Dajuan Harris*	1-5	0-1	0-0	0	3	1	3	0	2
David McCormack*	7-15	0-0	1-2	10	0	1	1	4	15
Jalen Wilson*	5-13	1-5	4-4	4	2	1	0	1	15
Ochai Agbaji*	4-9	1-4	3-8	3	1	1	1	1	12
Jalen Coleman-Lands	0-0	0-0	0-0	1	0	0	0	0	0
KJ Adams, Jr.	0-0	0-0	0-0	0	0	0	0	1	0
Mitch Lightfoot	1-1	0-0	0-0	1	1	0	0	4	2
Remy Martin	5-9	4-6	0-0	3	1	1	1	2	14
Team				1					
Totals	29-66	6-17	8-14	35	11	5	6	16	72

Turnovers: North Carolina 13, Kansas 9. Halftime: North Carolina 40, Kansas 25. Officials: Ron Groover; Terry Oglesby, Jeff Anderson. Attendance: 69,423.



2022 Kansas—Front Row (left-right): Manager Thomas Boardman, Manager Carson Linnes, Manager David Gunnigle, Manager Justin Dickerson, Manager Patgrick Cassidy, Manager Andrew Korta. Middle Row (left-right): Associate Director of Sports Medicine Bill Cowgill, Assistant Coach Jeremy Case, Assistant Coach Norm Roberts, Remy Martin, Jalen Coleman-Lands, Cam Martin, David McCormack, Head Coach Bill Self, Mitch Lightfoot, Ochai Agbaji, Chris Teahan, Assistant Coach Kurtis Townsend, Director of Basketball Operations Fred Quartlebaum, Director of Student-Athlete Development Brennan Bechard, Video Coordinator Brady Morningstar. Back Row (left-right): Trainer Samantha Thomas, Head Manager Jaden Gard, Joseph Yesufu, Dajuan Harris Jr., Kyle Cuffe Jr., Christian Braun, Jalen Wilson, Zach Clemence, KJ Adams Jr., Dillon Wilhite, Michael Jankovich, Charlie McCarthy, Bobby Pettiford, Director of Sports Performance Dr. Ramsey Nijem.

2023 CHAMPIONSHIP GAME, APRIL 3 AT HOUSTON

UConn 76, SAN DIEGO ST. 59

San Diego St.	FG-A	3FG-A	FT-A	RB	A	BK	ST	PF	TP
Darrion Trammell*	5-11	1-3	2-2	3	1	0	3	3	13
Keshad Johnson*	3-5	1-1	7-9	4	1	0	0	1	14
Lamont Butler*	5-11	3-7	0-0	4	2	1	1	1	13
Matt Bradley*	2-9	0-4	4-5	3	1	0	1	2	8
Nathan Mensah*	0-4	0-0	1-2	6	0	1	2	3	1
Adam Seiko	1-4	1-3	0-0	2	0	0	0	3	3
Aguek Arop	0-3	0-0	0-0	4	1	0	0	1	0
Cade Alger	0-1	0-1	0-0	0	0	0	0	0	0
Demarshay Johnson Jr.	0-0	0-0	0-0	0	0	0	0	0	0
Elijah Saunders	0-0	0-0	0-0	0	0	0	0	0	0
Jaedon LeDee	3-6	0-0	1-2	4	1	0	0	2	7
Jared Barnett	0-0	0-0	0-0	0	0	0	0	0	0
Micah Parrish	0-5	0-4	0-0	3	0	0	0	4	0
Team				1					
Totals	19-59	6-23	15-20	34	7	2	7	20	59



2023 UConn—Front Row (left-right): Andre Johnson Jr., Joey Calcaterra, Tristen Newton, Jordan Hawkins, Andre Jackson Jr., Nahiem Alleyne, Hassan Diarra, Andrew Hurley. Back Row (left-right): Emmett Hendry, Apostolous Roumoglou, Richie Springs, Samson Johnson, Donovan Clingan, Adama Sanogo, Yarin Hasson, Alex Karaban.

UConn	FG-A	3FG-A	FT-A	RB	A	BK	ST	PF	TP
Adama Sanogo*	5-9	0-0	7-8	10	1	1	0	2	17
Alex Karaban*	1-5	1-3	2-3	5	0	3	0	2	5
Andre Jackson Jr.*	1-3	0-1	1-2	3	6	0	2	3	3
Jordan Hawkins*	5-9	2-4	4-4	4	0	1	1	2	16
Tristen Newton*	5-11	1-3	8-8	10	4	0	2	2	19
Andrew Hurley	0-0	0-0	0-0	1	0	0	0	0	0
Apostolos Roumoglou	0-0	0-0	0-0	0	0	0	0	0	0
Donovan Clingan	2-3	0-0	0-0	3	1	1	2	3	4
Hassan Diarra	0-0	0-0	0-0	0	0	0	0	0	0
Joey Calcaterra	2-6	2-3	0-0	1	1	0	1	0	6
Nahiem Alleyne	2-7	0-3	2-2	3	0	0	0	1	6
Richie Springs	0-0	0-0	0-0	0	0	0	0	0	0
Samson Johnson	0-0	0-0	0-0	0	0	0	0	0	0
Team									
Totals	23-53	6-17	24-27	40	13	6	8	15	76

Turnovers: UConn 13, San Diego St. 12. Halftime: UConn 36, San Diego St. 24. Officials: Ron Groover; Terry Oglesby, Keith Kimble. Attendance: 72,423.

2024 CHAMPIONSHIP GAME, APRIL 8 AT PHOENIX

UConn 75, PURDUE 60

Purdue	FG-A	3FG-A	FT-A	RB	A	BK	ST	PF	TP
Zach Edey*	15-25	0-0	7-10	10	0	2	0	3	37
Braden Smith*	4-12	1-2	3-4	3	8	0	2	2	12
Fletcher Loyer*	0-5	0-1	0-0	2	1	0	1	2	0
Lance Jones*	2-3	0-1	1-1	3	0	0	0	3	5
Trey Kaufman-Renn*	2-4	0-0	0-0	2	0	1	0	2	4
Mason Gillis	0-2	0-1	0-0	4	0	0	0	1	0
Camden Heide	1-1	0-0	0-0	1	0	0	0	1	2
Myles Colvin	0-2	0-2	0-0	2	0	0	0	0	0
Caleb Furst	0-0	0-0	0-0	0	0	0	0	1	0
Carson Barrett	0-0	0-0	0-0	0	0	0	0	0	0
Chase Martin	0-0	0-0	0-0	0	0	0	0	0	0
Ethan Morton	0-0	0-0	0-0	0	0	0	0	0	0
Team				1					
Totals	24-54	1-7	11-15	28	8	3	3	15	60

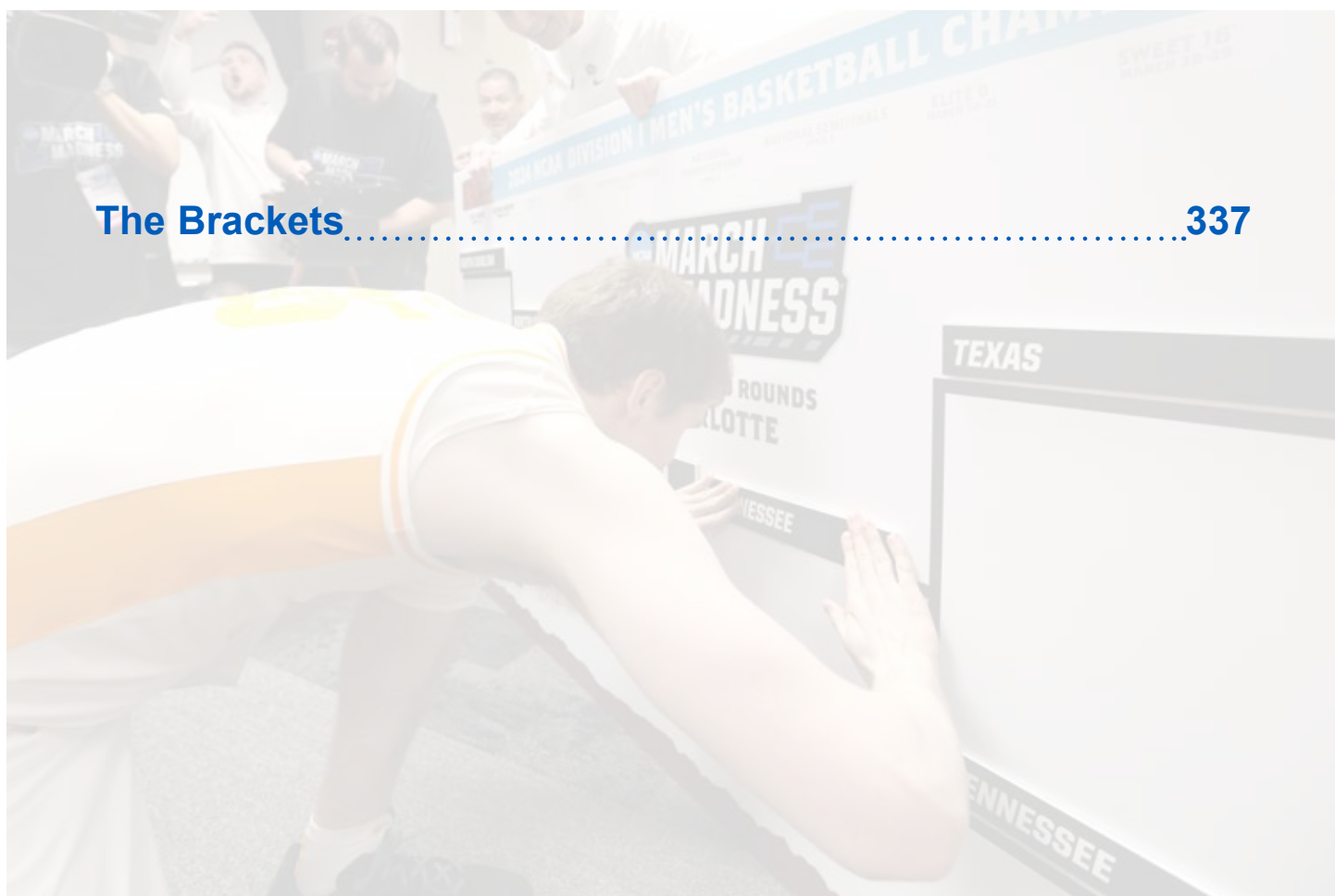


2024 UConn—Front Row (left-right): Andrew Hurley, Solo Ball, Cam Spencer, Trsiton Newton, Hassan Diarra, Stephon Castle, Andre Johnson Jr.. **Back Row (left-right):** Apostolos Roumoglou, Jayden Ross, Samson Johnson, Donovan Clingan, Youssouf Singare, Alex Karaban, Jaylin Stewart

UConn	FG-A	3FG-A	FT-A	RB	A	BK	ST	PF	TP
Tristen Newton*	6-13	2-5	6-6	5	7	0	0	2	20
Alex Karaban*	2-7	1-6	0-0	6	4	2	0	0	5
Cam Spencer*	5-12	1-4	0-0	8	2	1	2	3	11
Stephon Castle*	6-13	1-4	2-4	5	3	0	1	1	15
Donovan Clingan*	5-8	0-1	1-1	5	1	1	0	4	11
Hassan Diarra	4-6	1-2	0-0	2	0	0	0	3	9
Samson Johnson	2-3	0-0	0-0	1	1	0	0	5	4
Jaylin Stewart	0-0	0-0	0-0	0	0	0	0	0	0
Solomon Ball	0-0	0-0	0-0	0	0	0	0	0	0
Andrew Hurley	0-0	0-0	0-0	0	0	0	0	0	0
Jayden Ross	0-0	0-0	0-0	0	0	0	0	0	0
Apostolos Roumoglou	0-0	0-0	0-0	0	0	0	0	0	0
Team				3					
Totals	30-62	6-22	9-11	35	18	4	3	18	75

Turnovers: Purdue 9, UConn 8. Halftime: UConn 36, Purdue 30. Officials: Roger Ayers; Terry Oglesby, Jeff Anderson. Attendance: 74,423.

THE BRACKETS

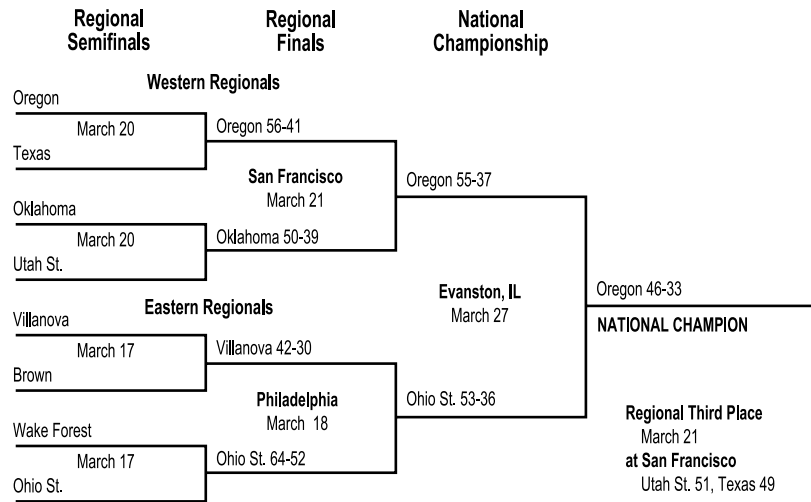


The Brackets.....

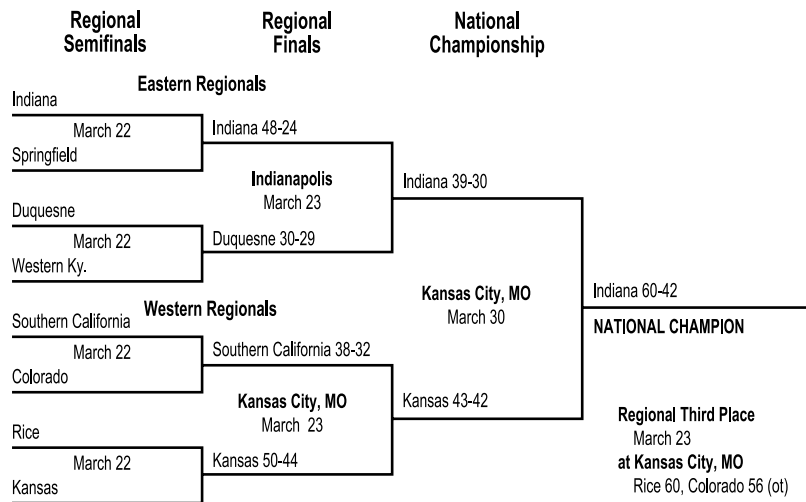
337

THE BRACKETS

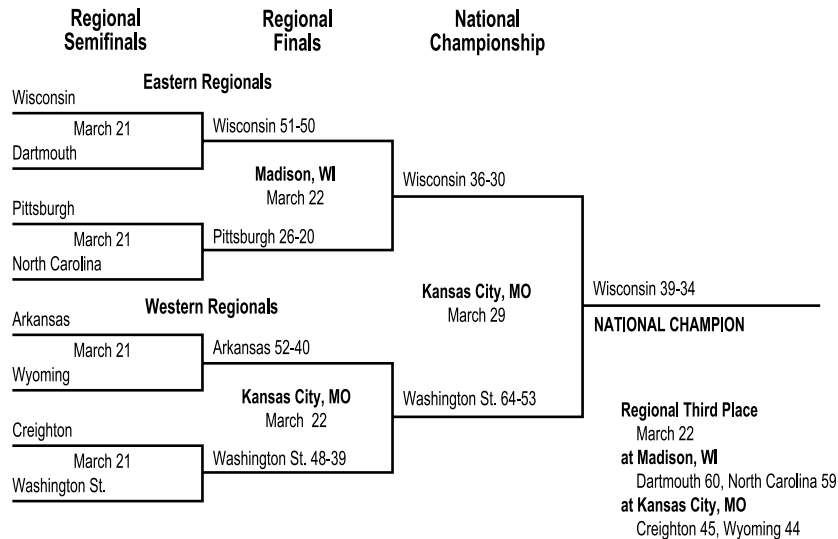
1939 Championship Bracket



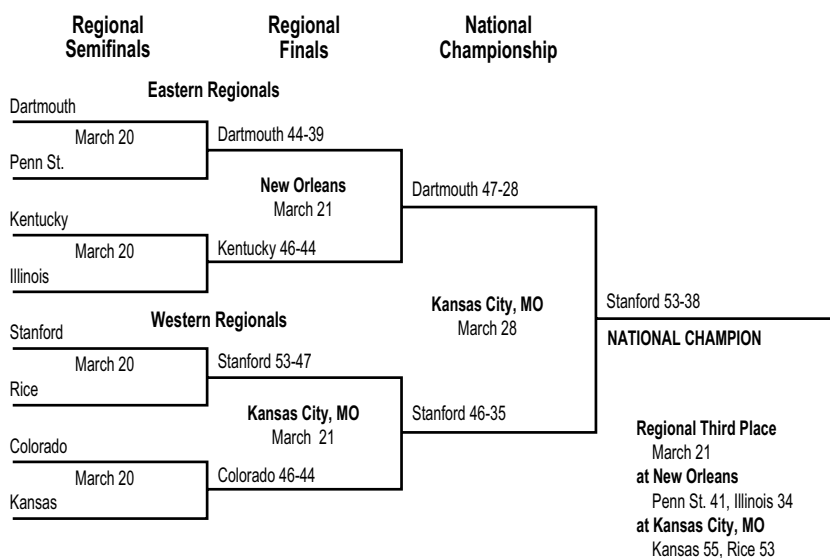
1940 Championship Bracket



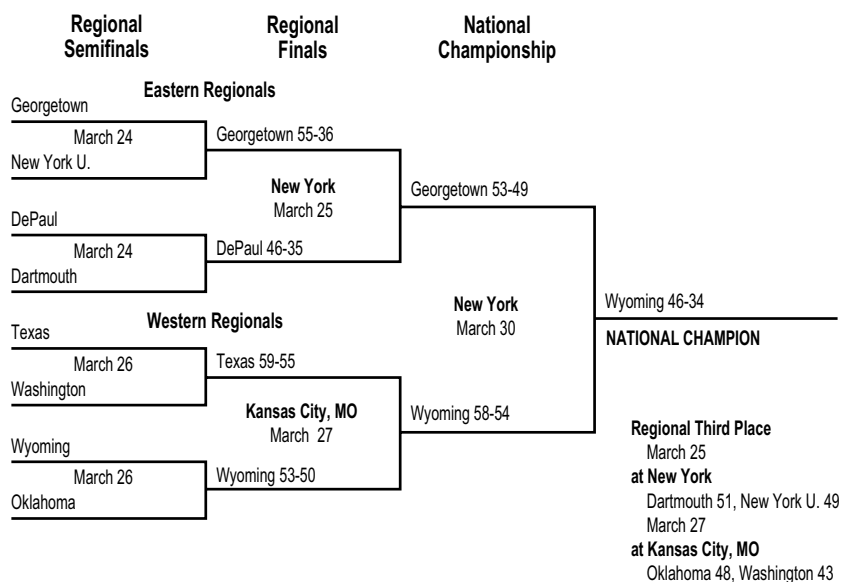
1941 Championship Bracket



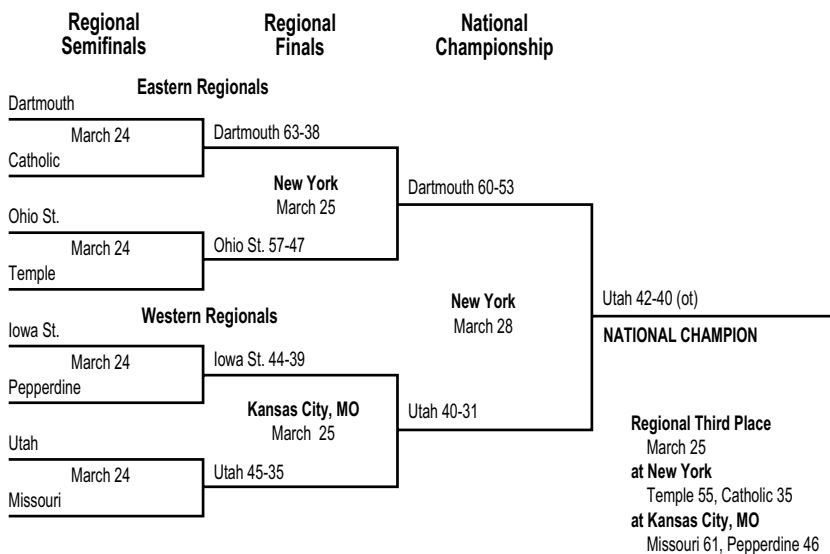
1942 Championship Bracket



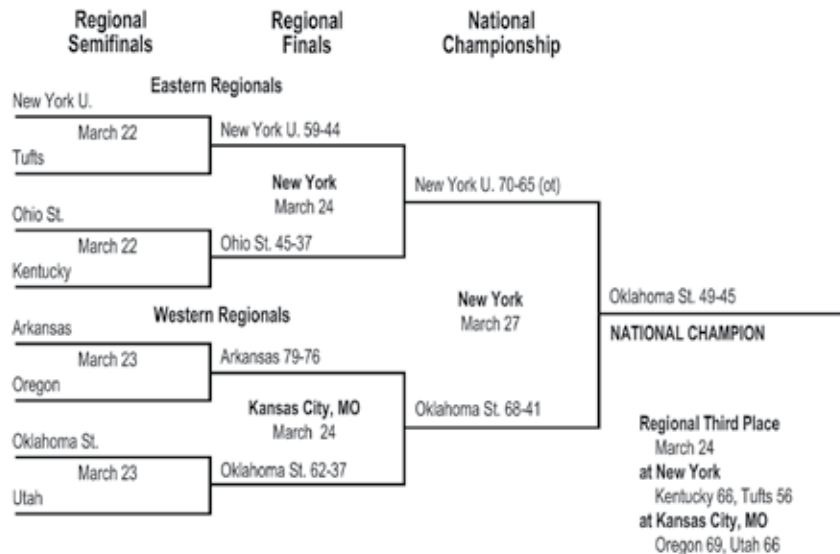
1943 Championship Bracket



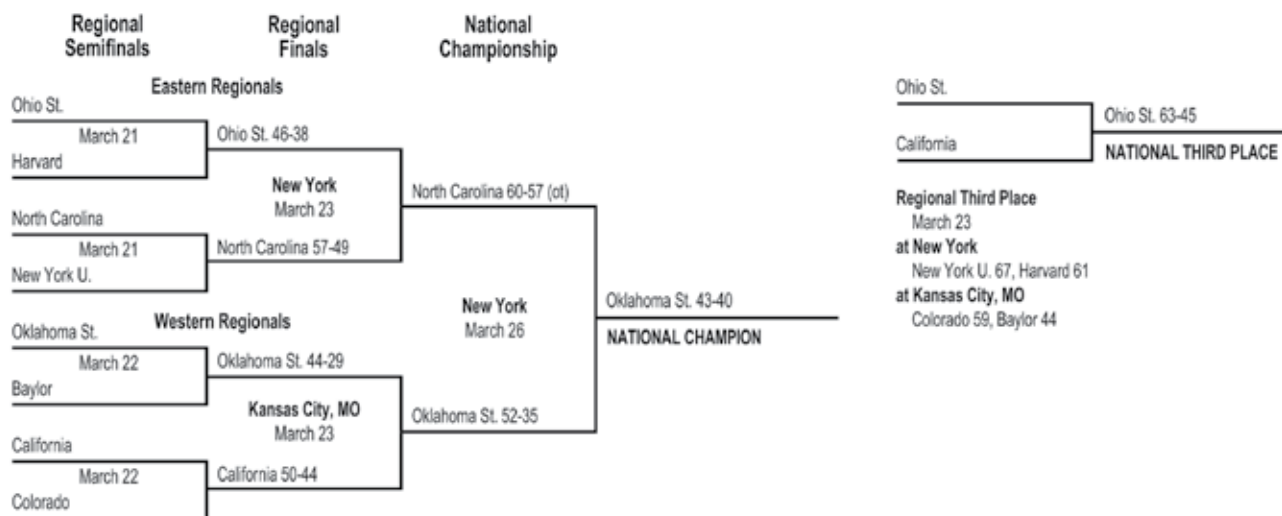
1944 Championship Bracket



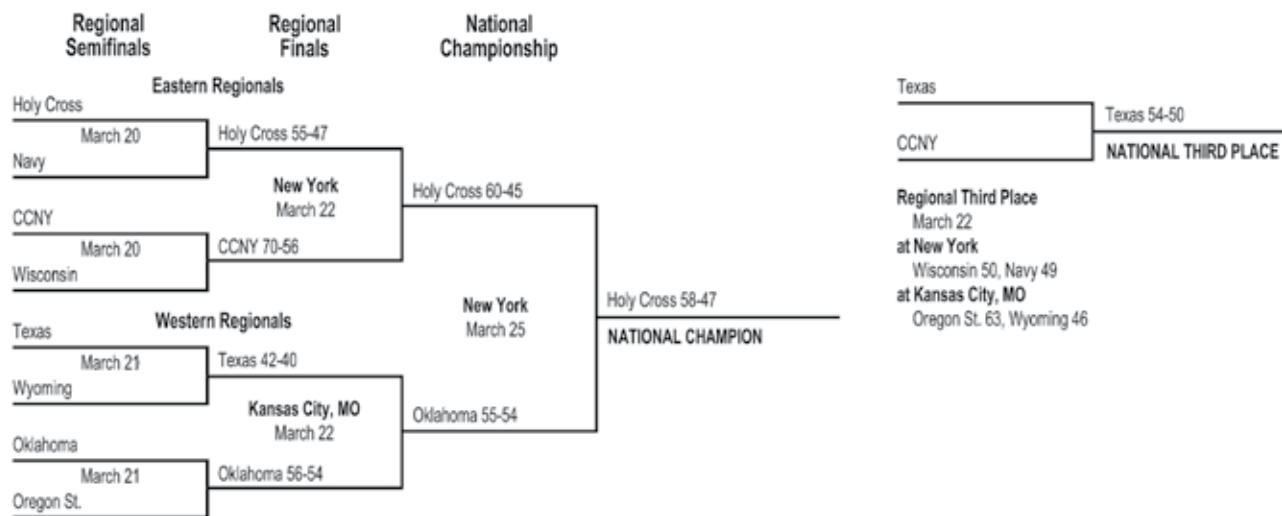
1945 Championship Bracket



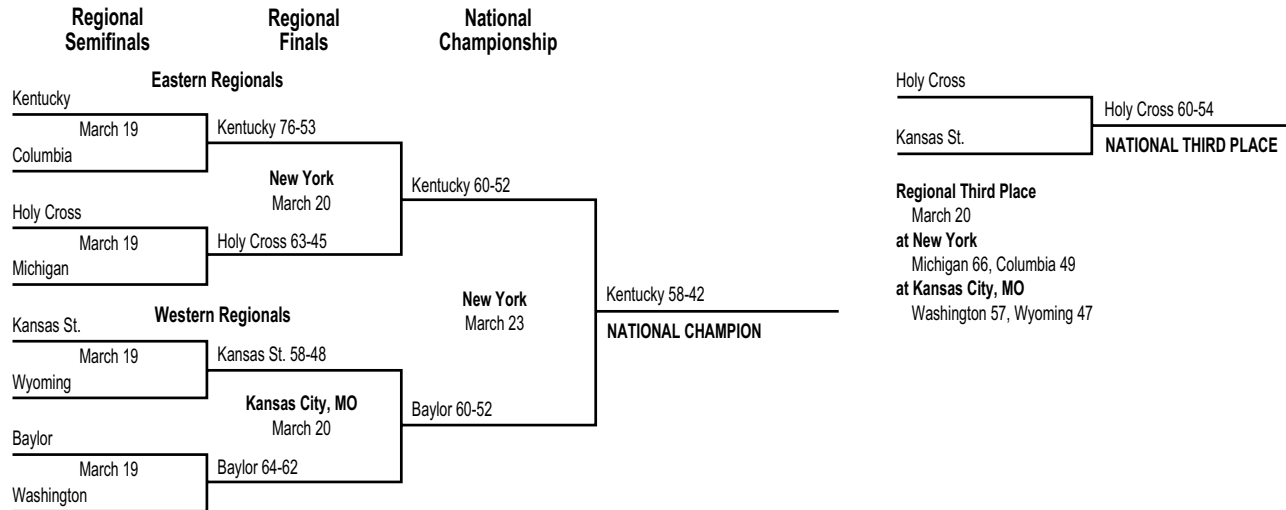
1946 Championship Bracket



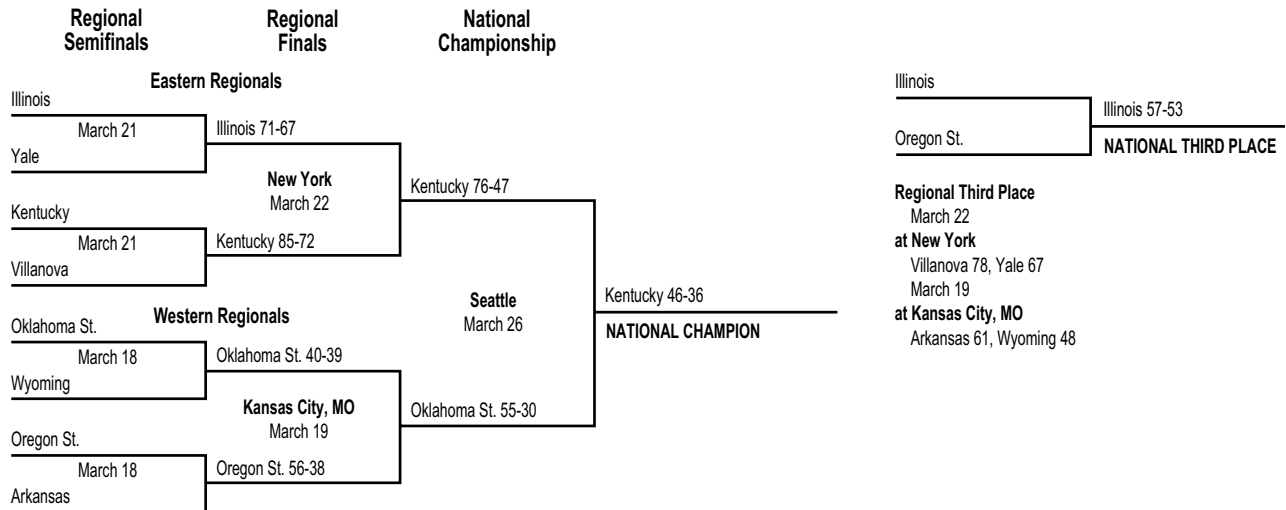
1947 Championship Bracket



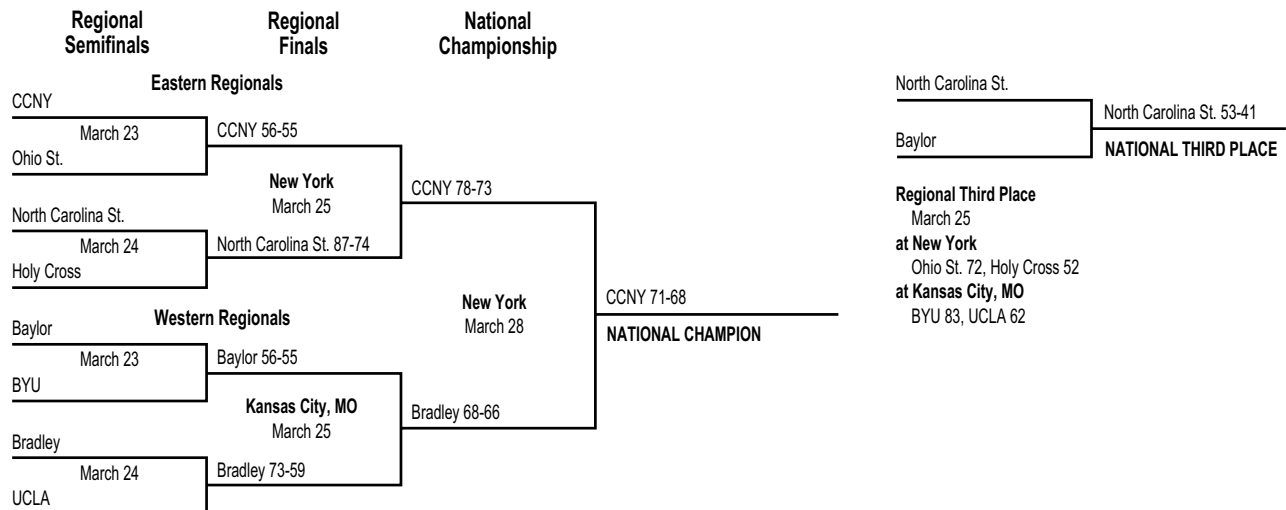
1948 Championship Bracket



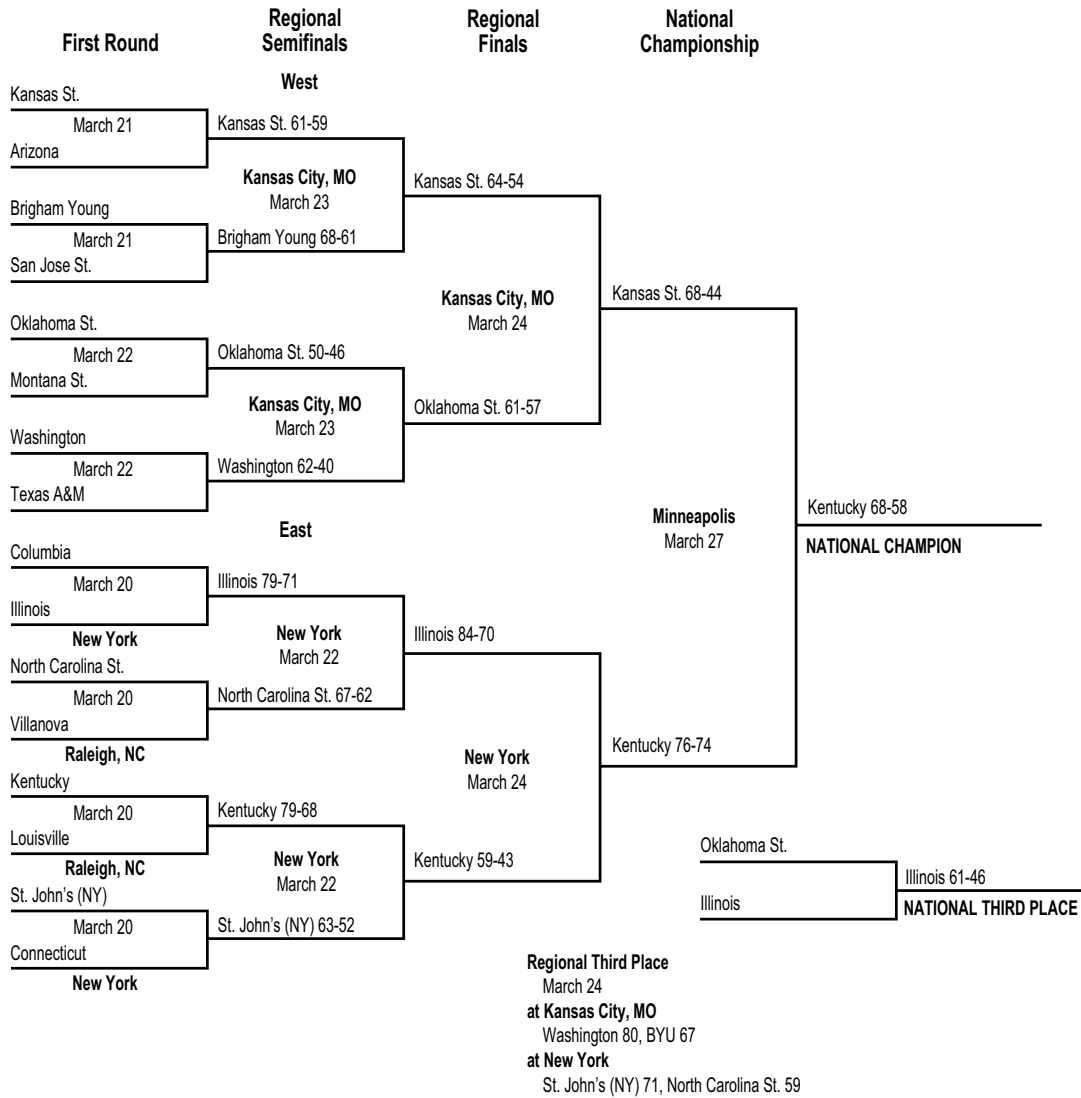
1949 Championship Bracket



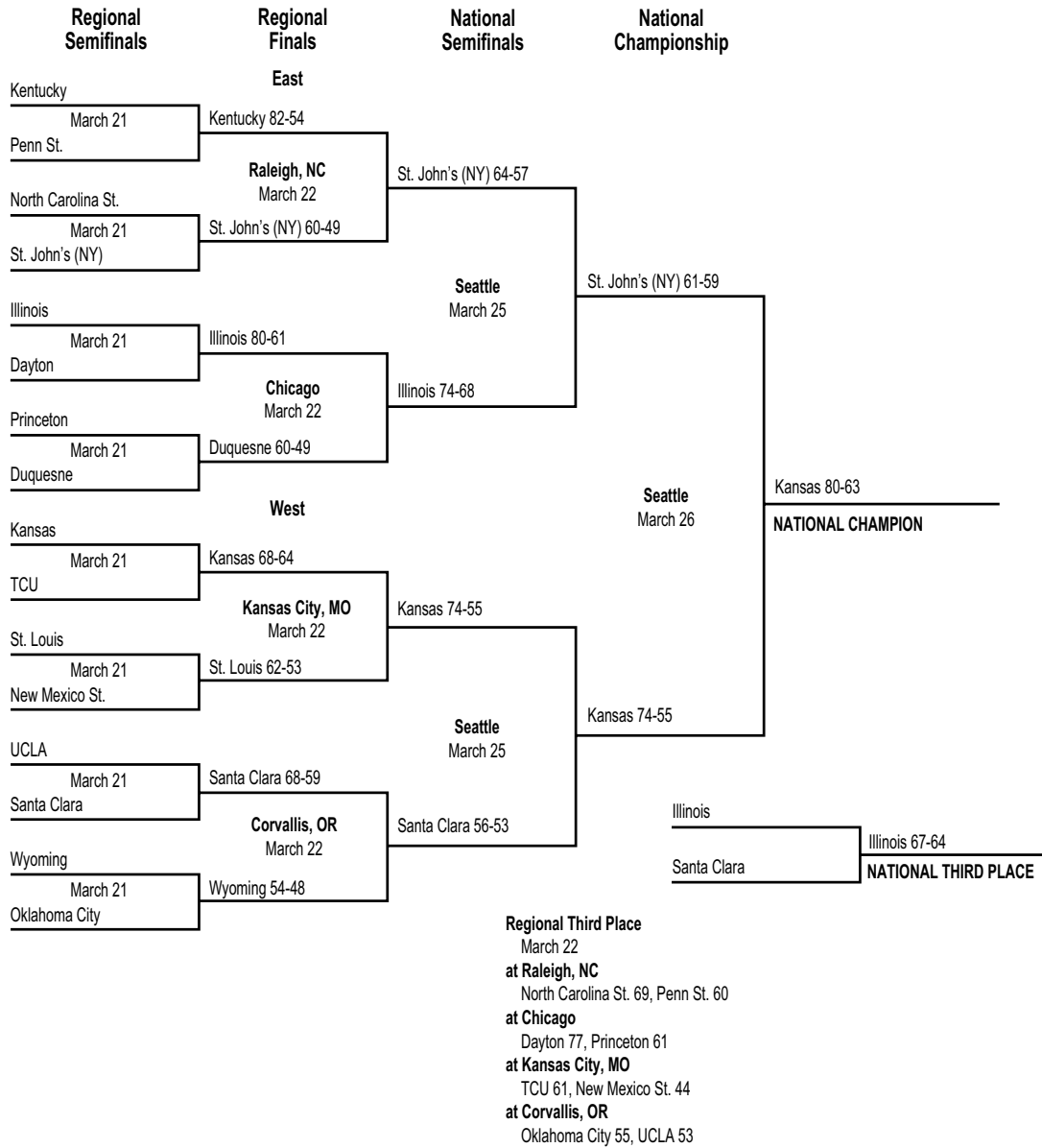
1950 Championship Bracket



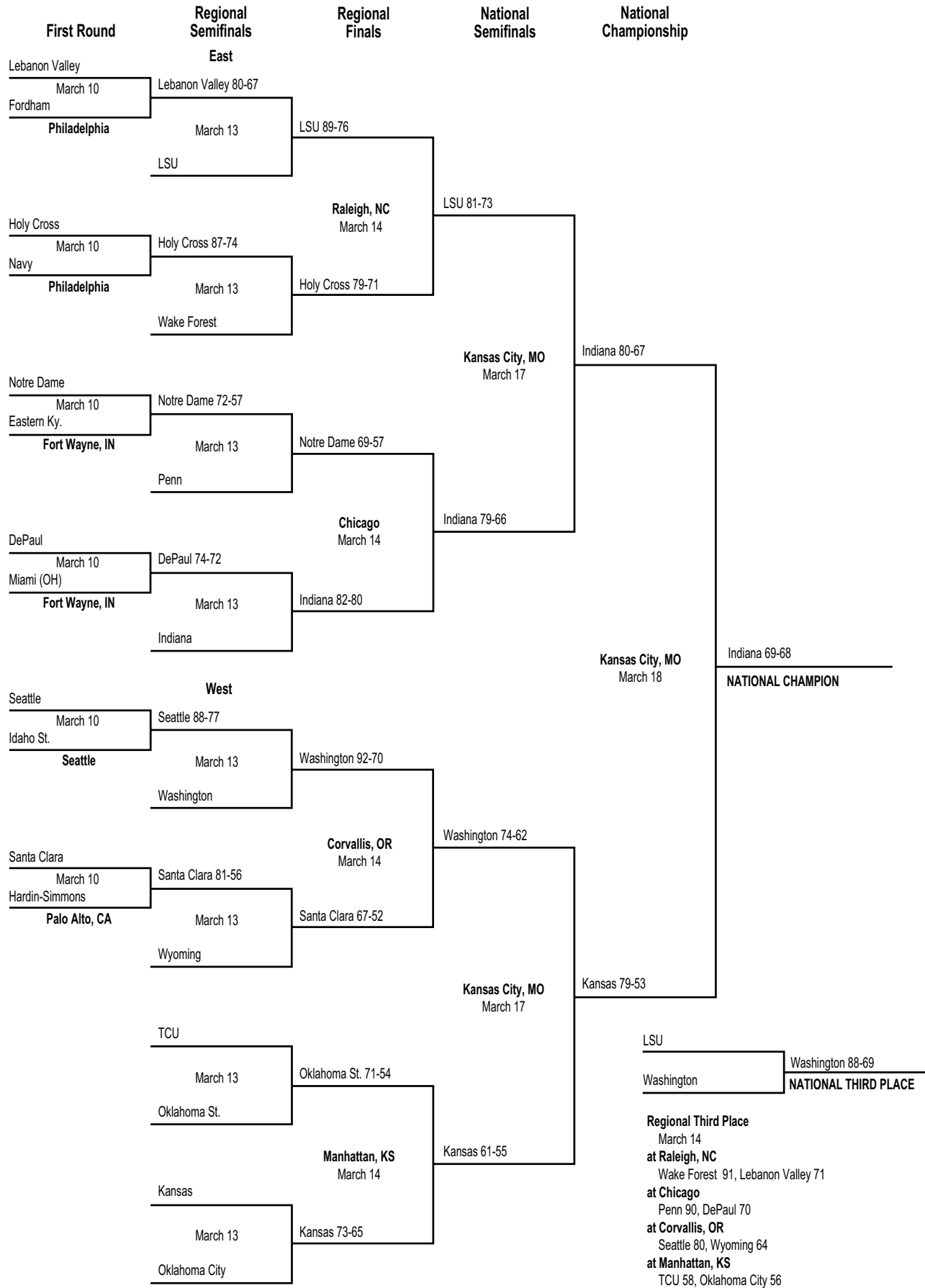
1951 Championship Bracket



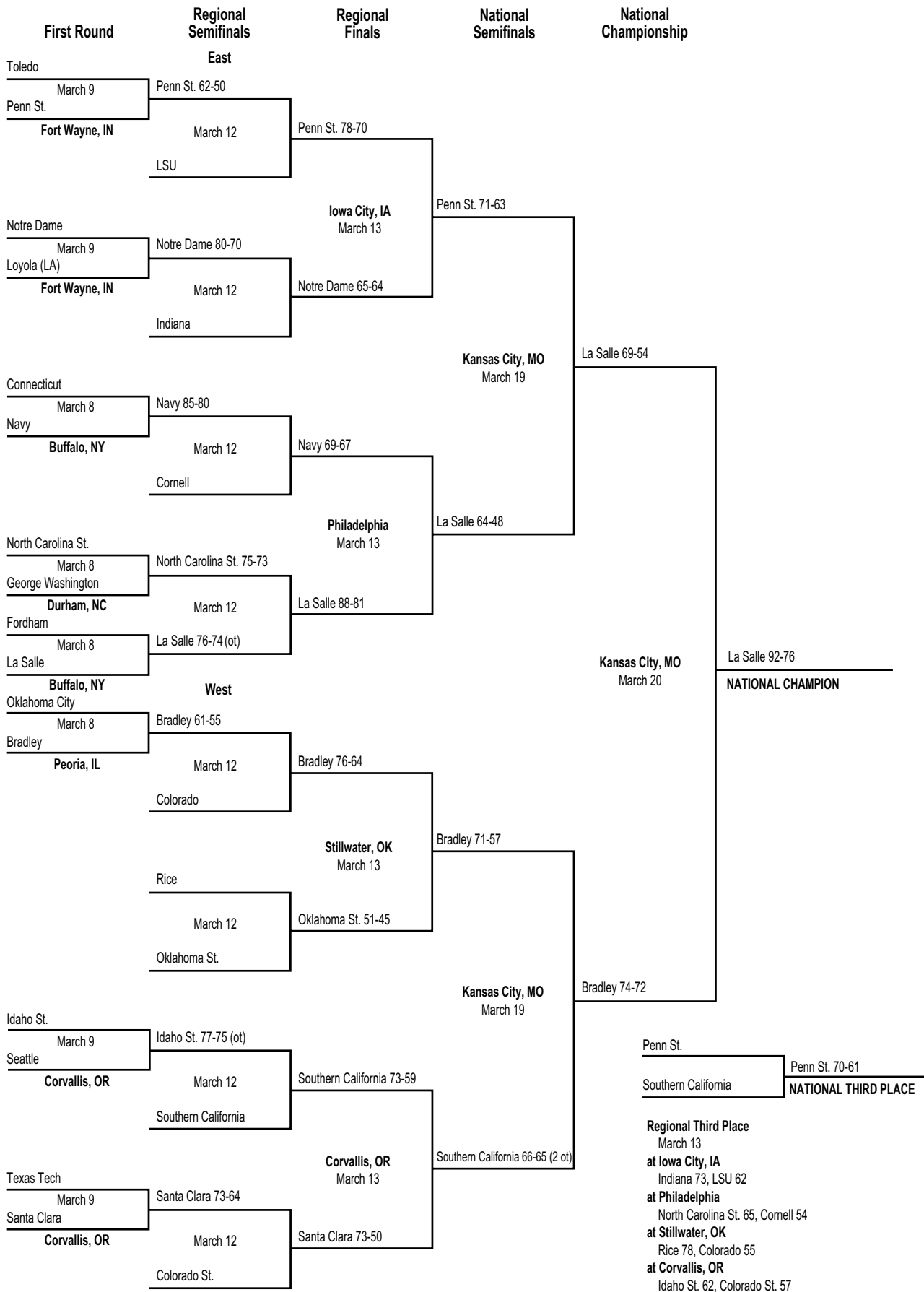
1952 Championship Bracket



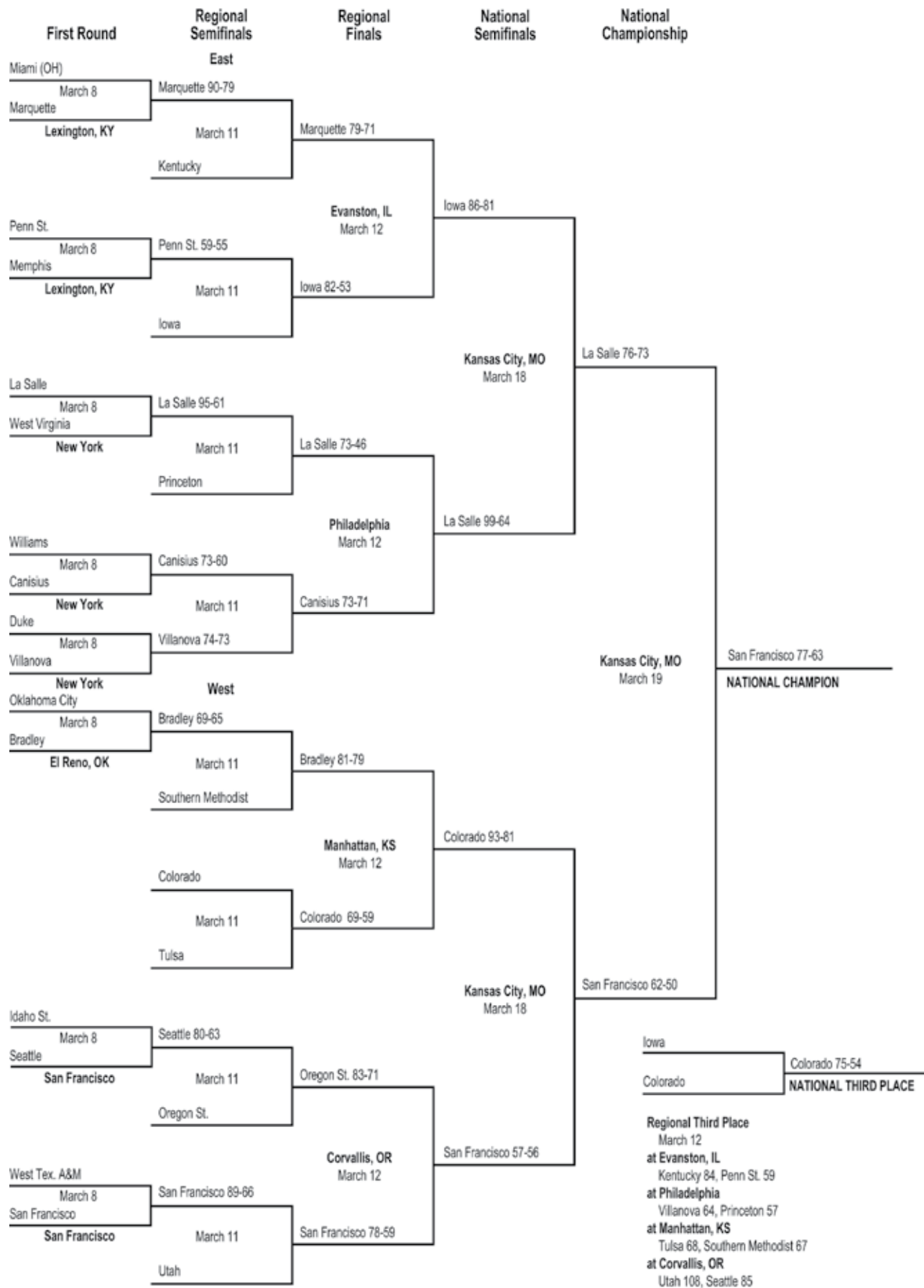
1953 Championship Bracket



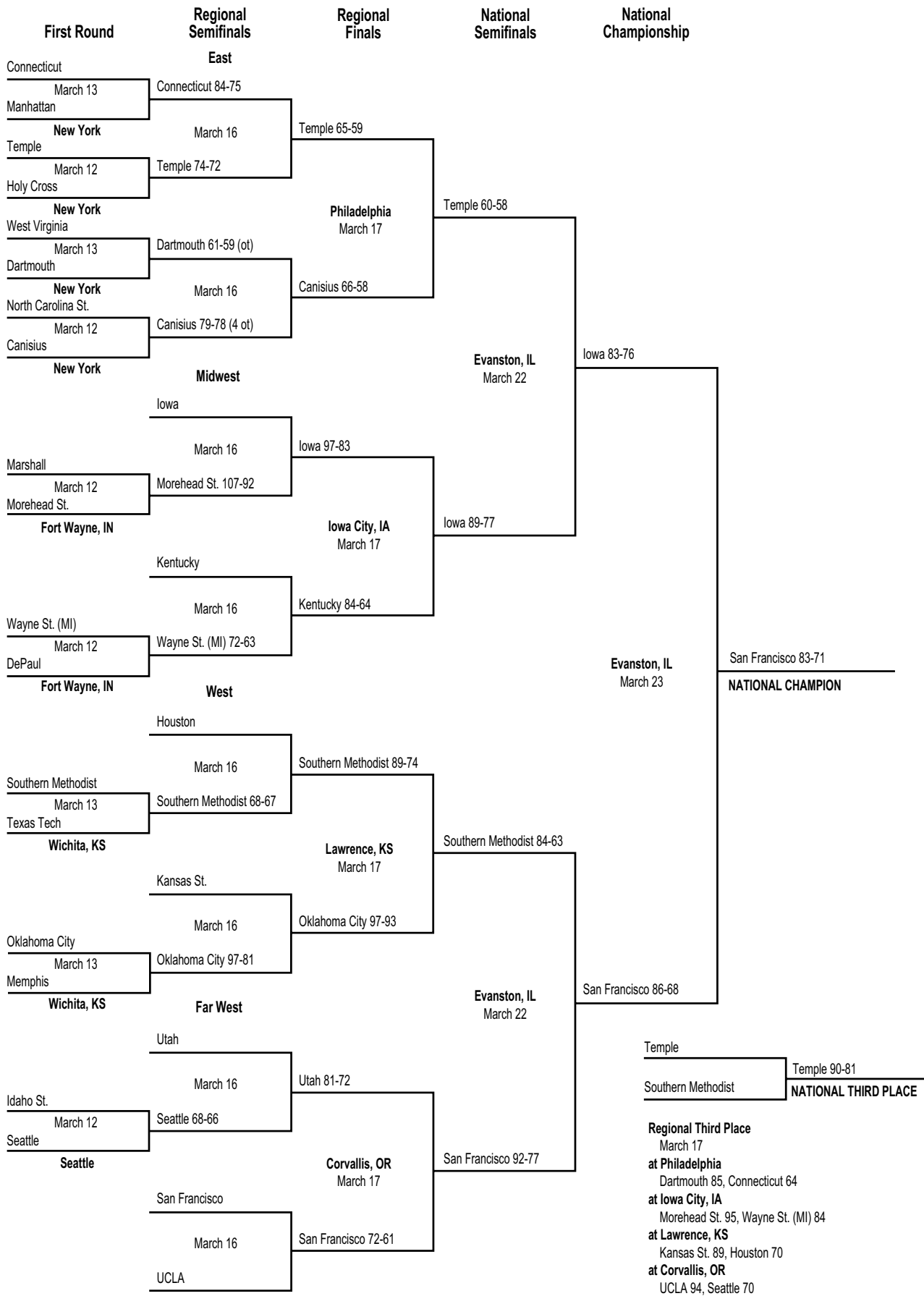
1954 Championship Bracket



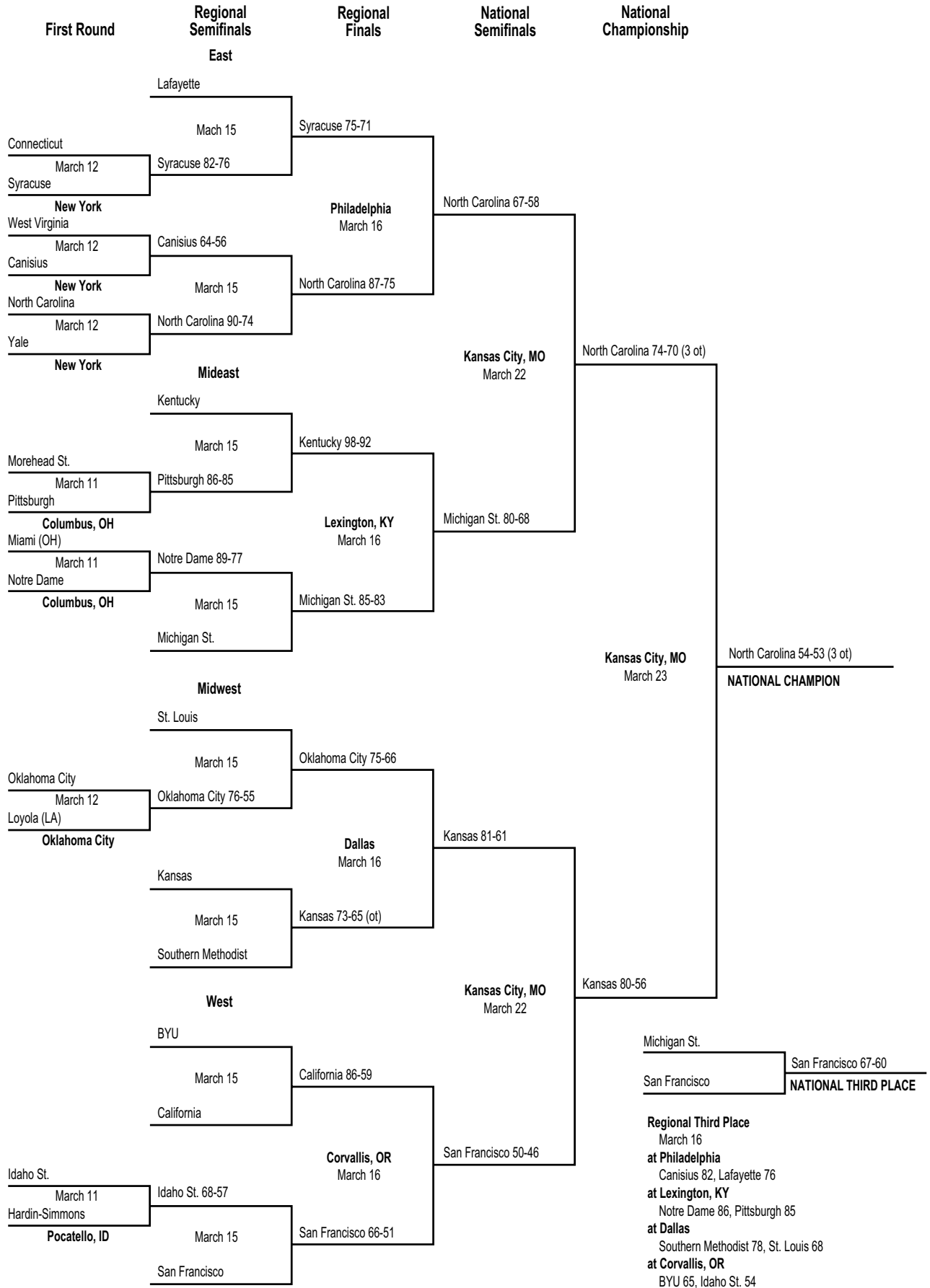
1955 Championship Bracket



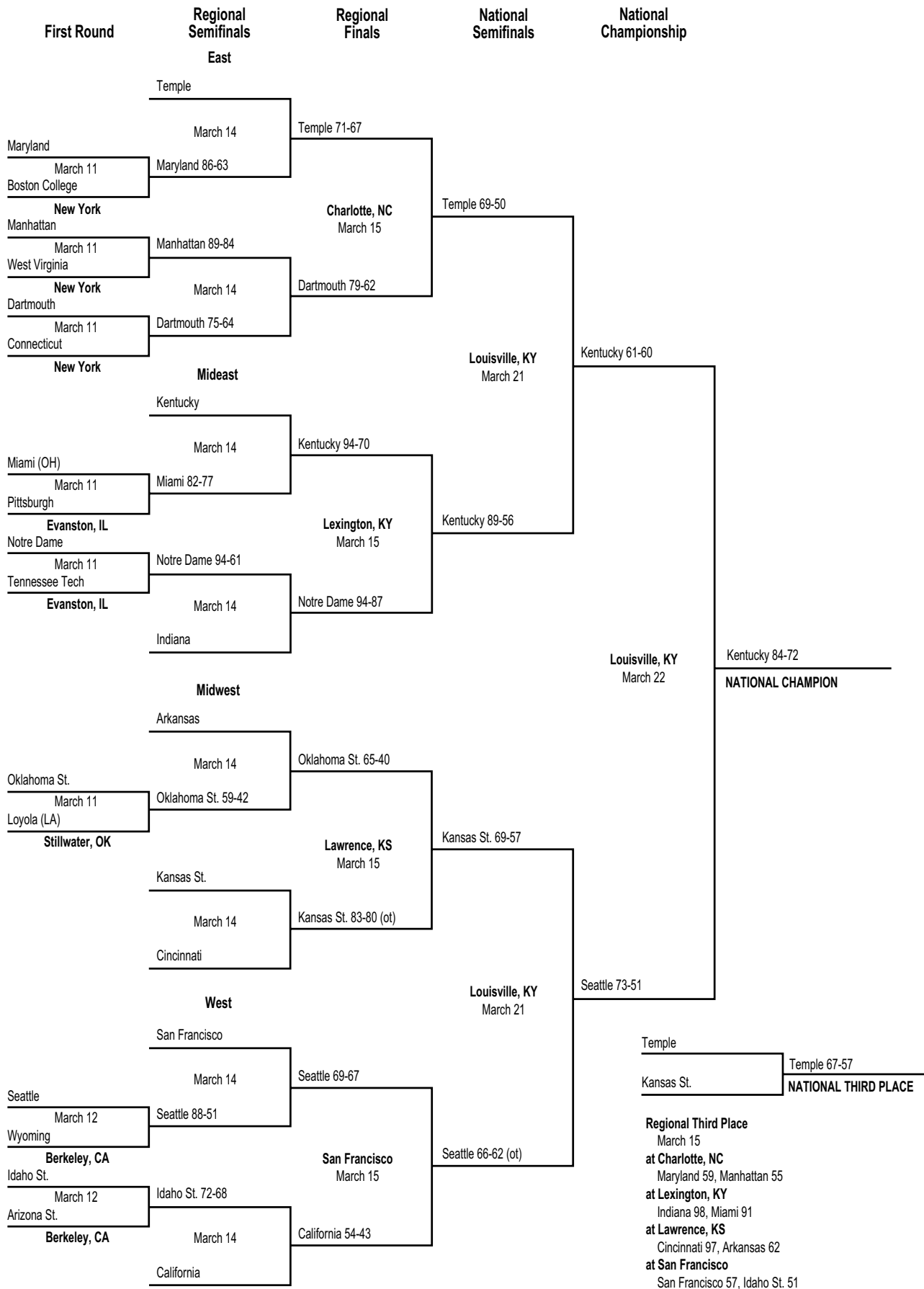
1956 Championship Bracket



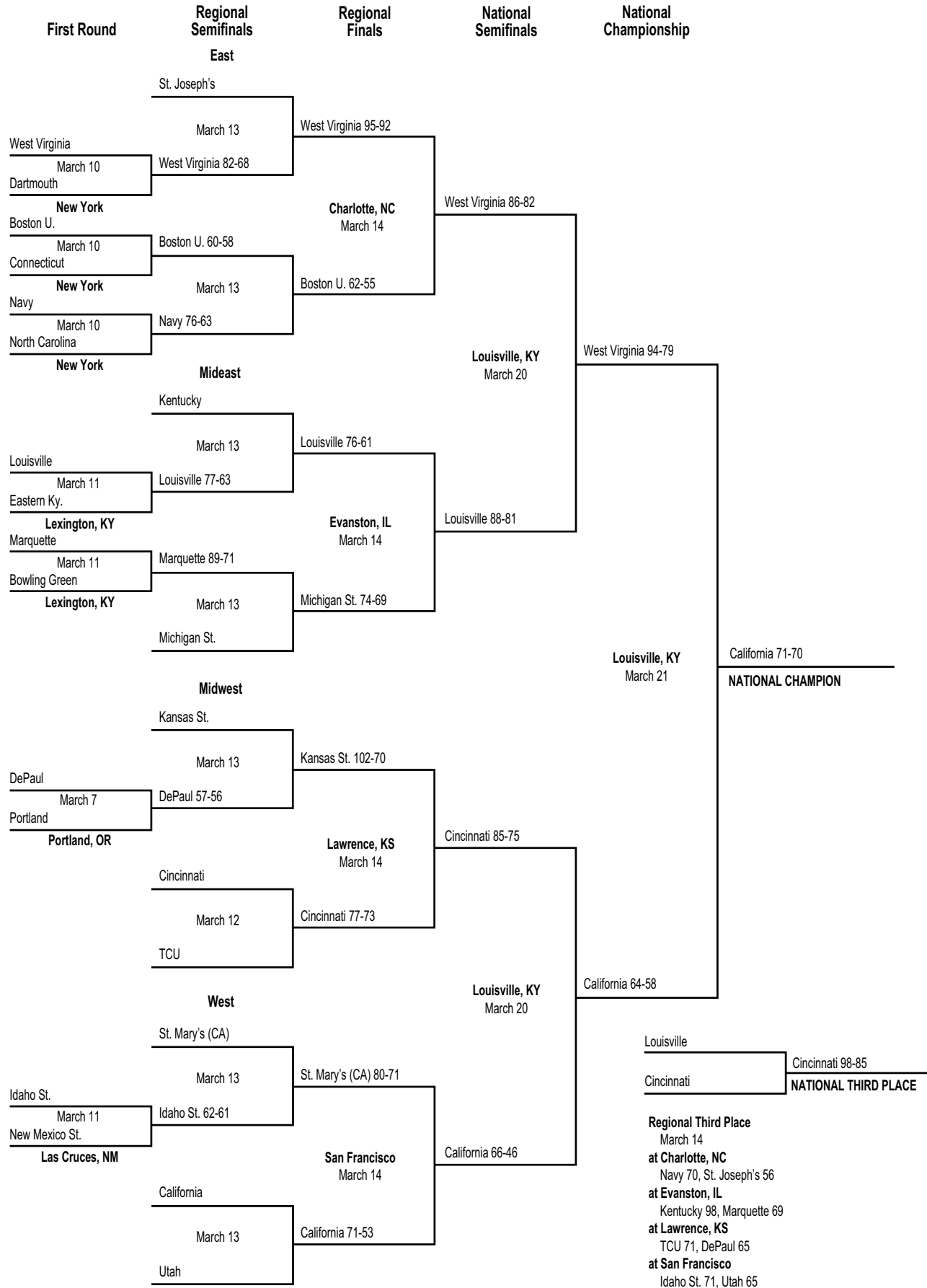
1957 Championship Bracket



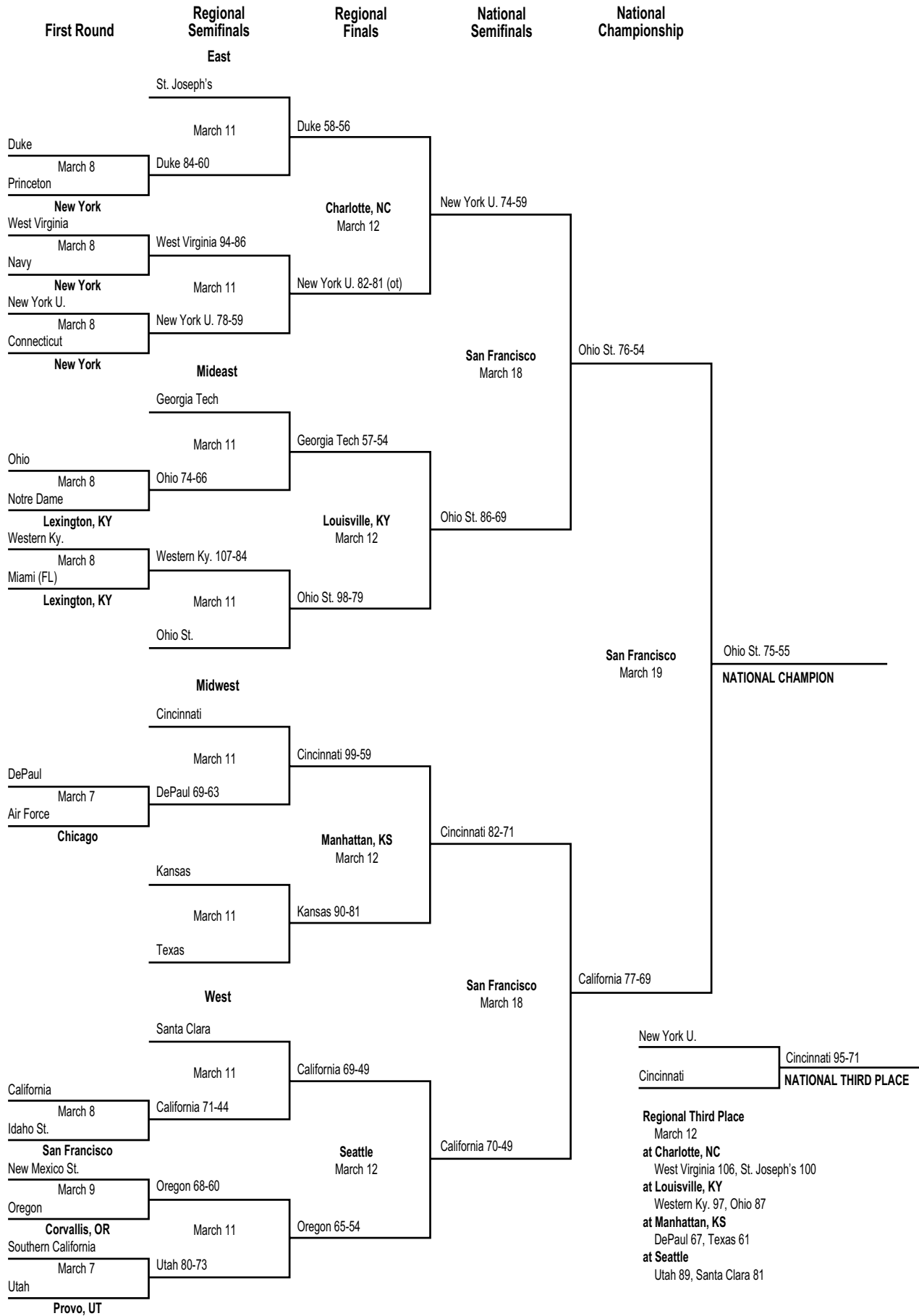
1958 Championship Bracket



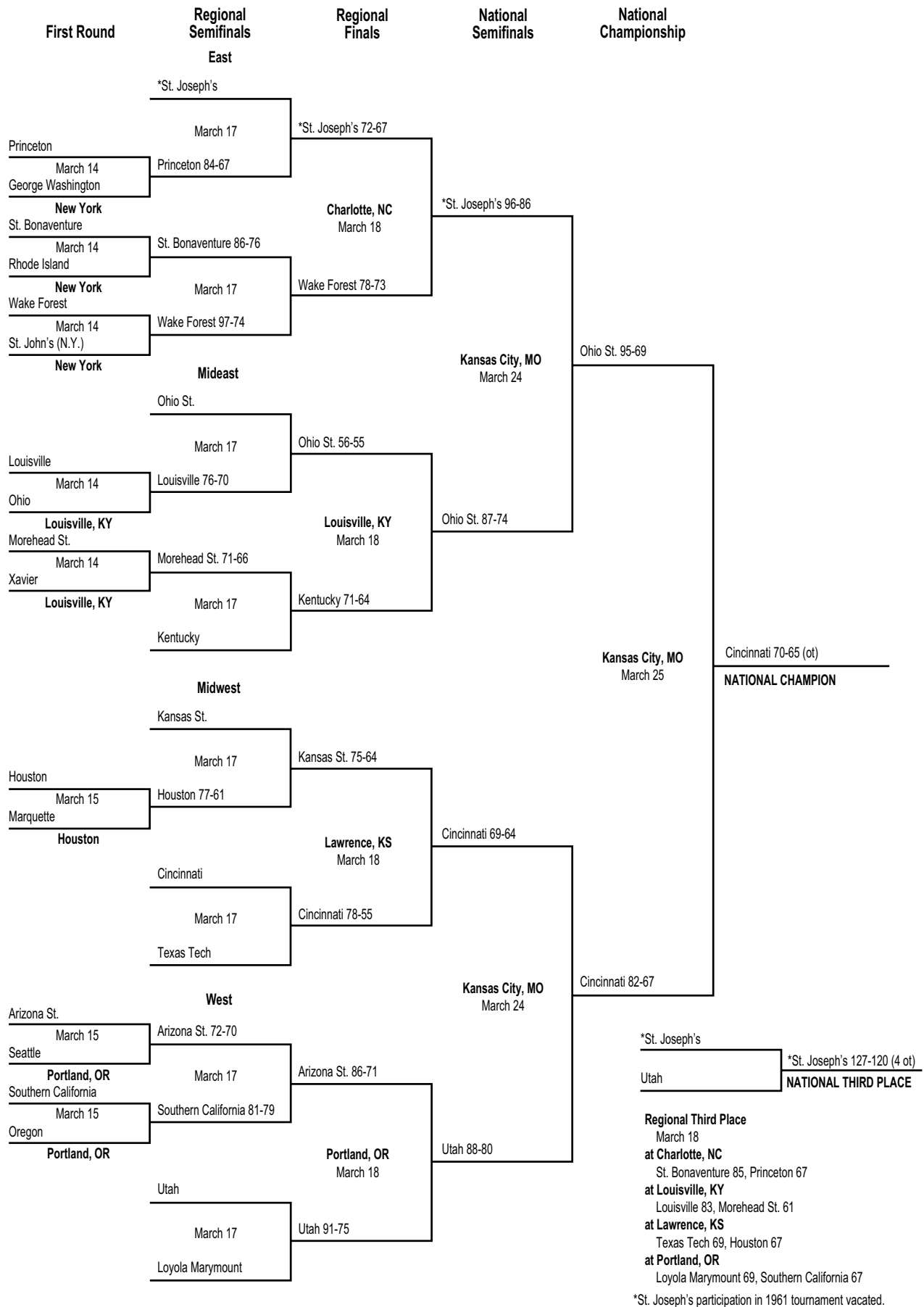
1959 Championship Bracket



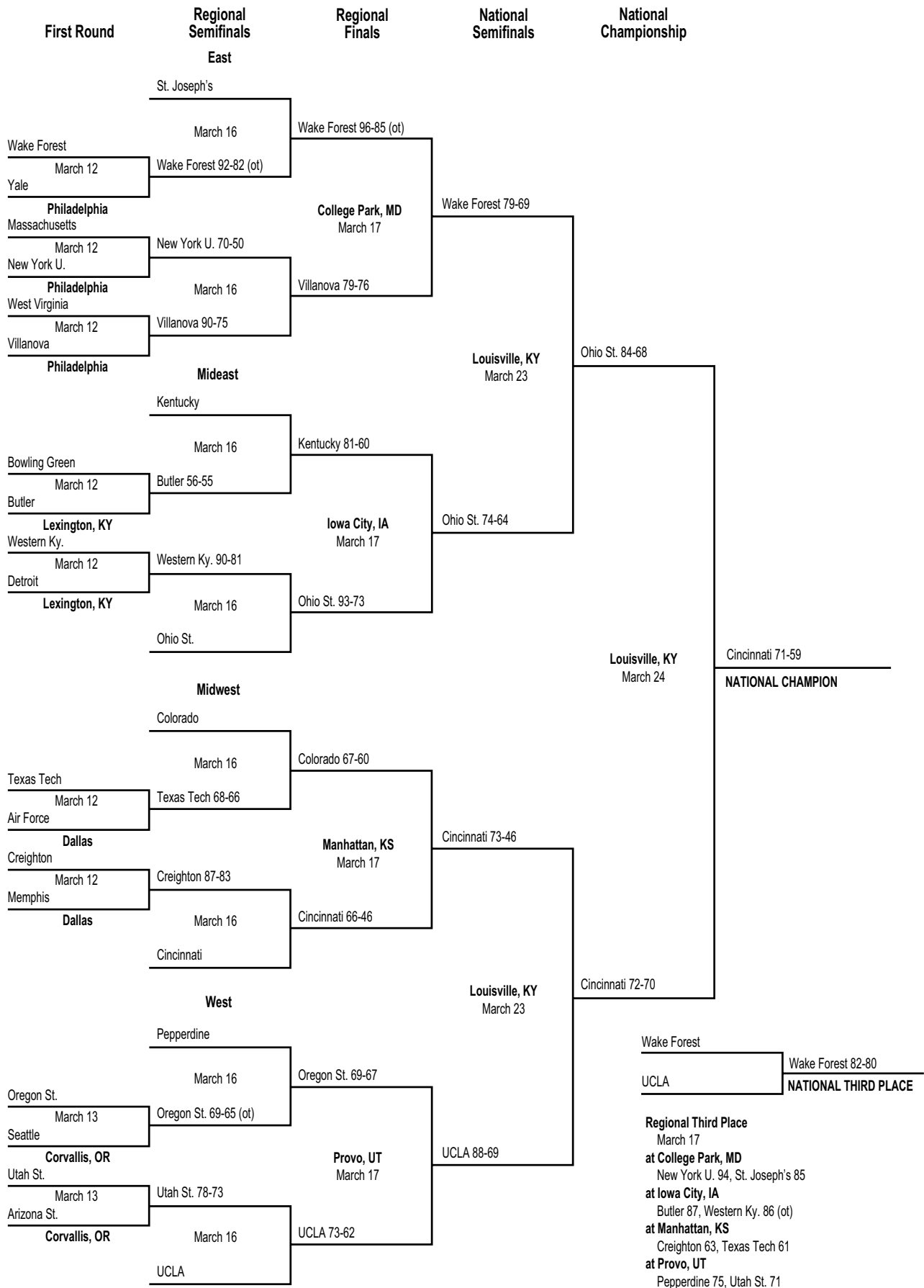
1960 Championship Bracket



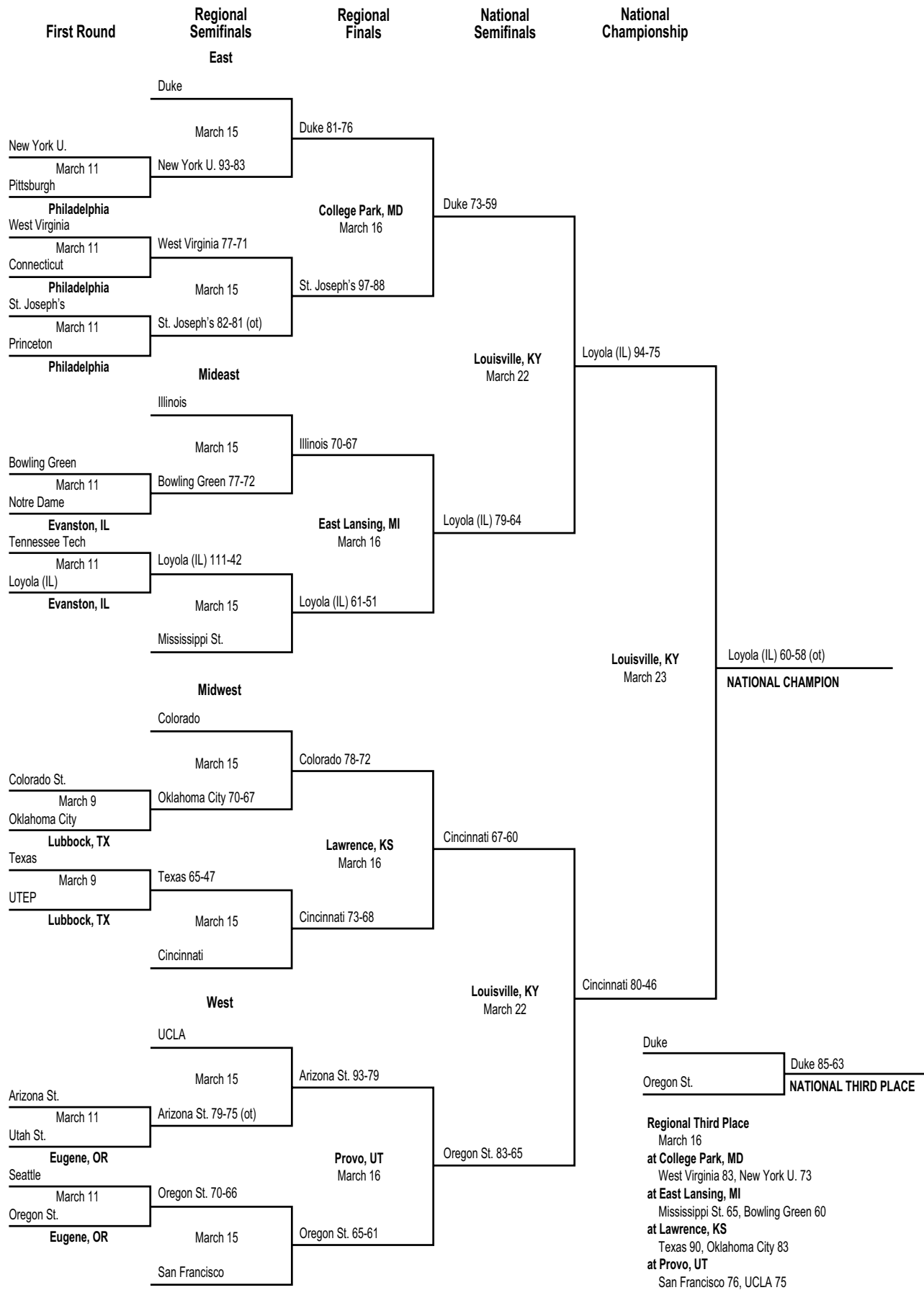
1961 Championship Bracket



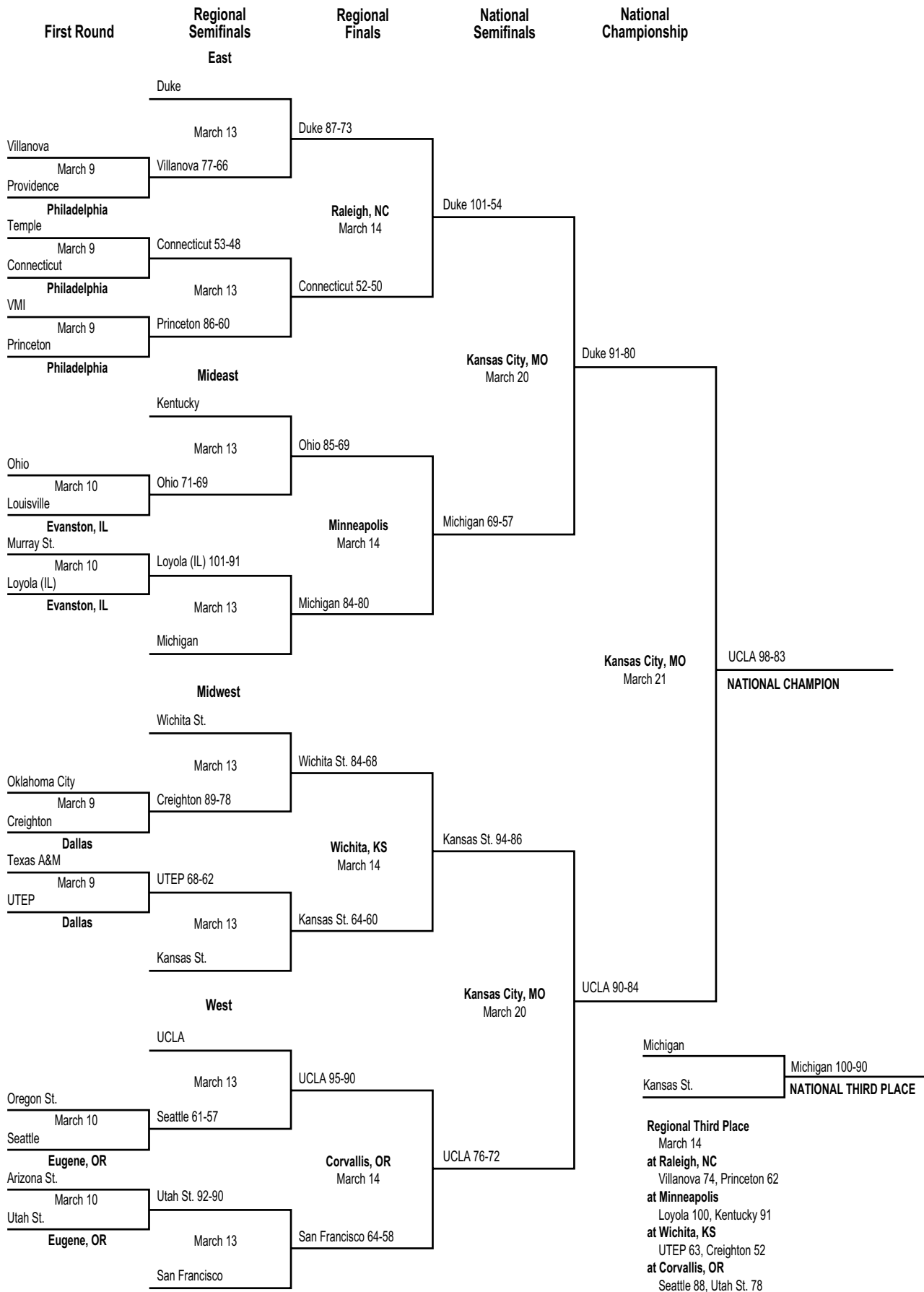
1962 Championship Bracket



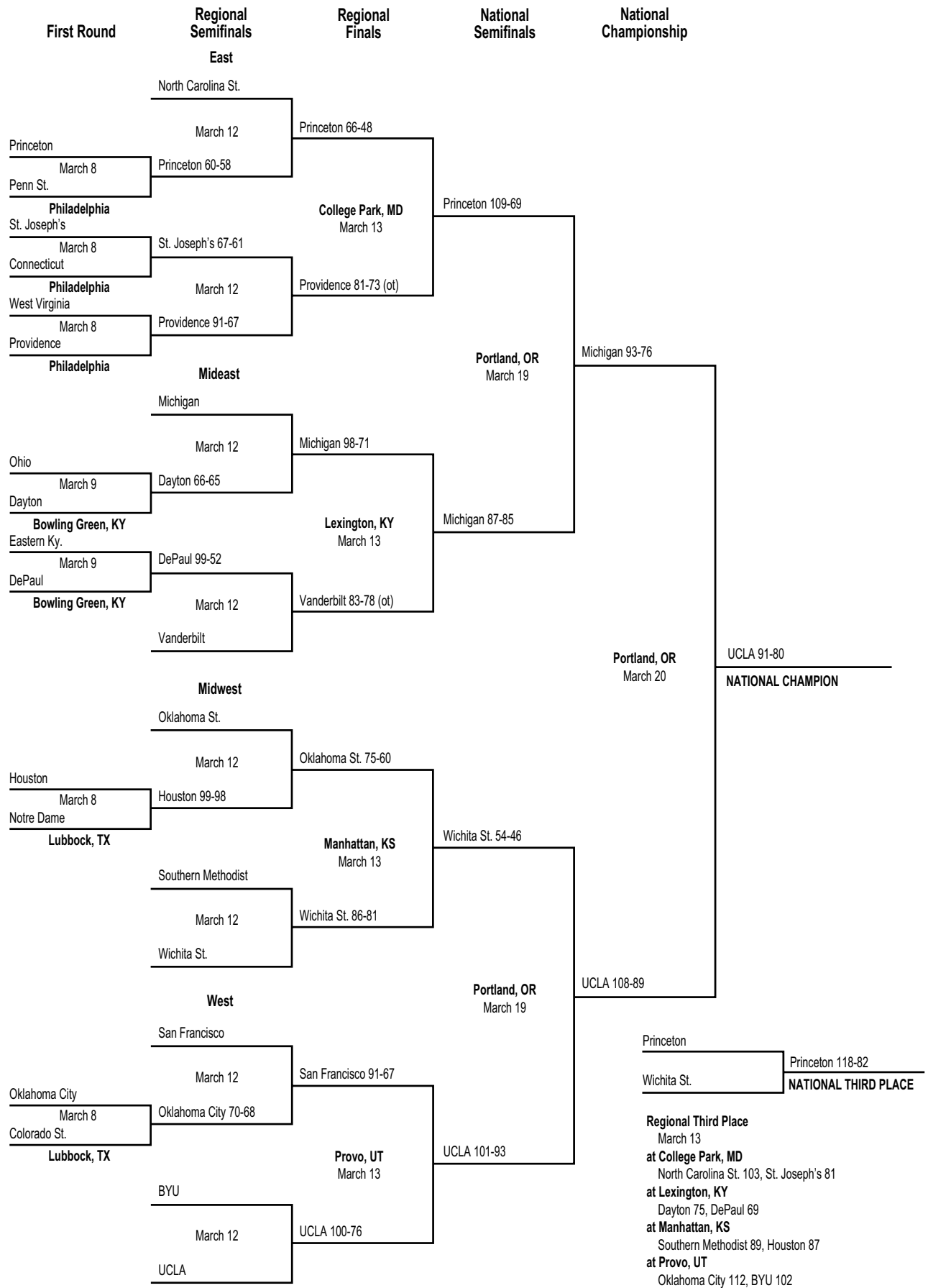
1963 Championship Bracket



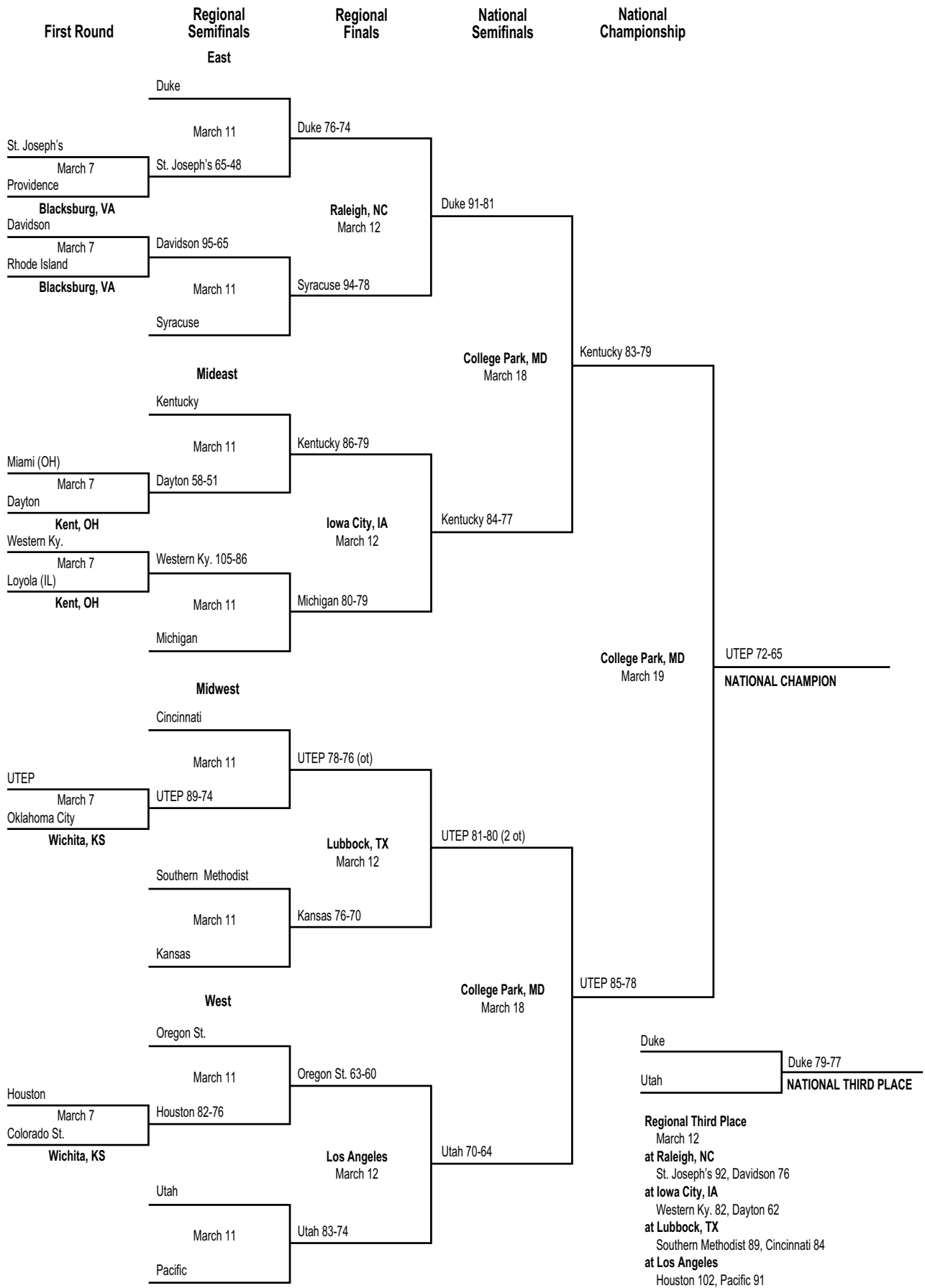
1964 Championship Bracket



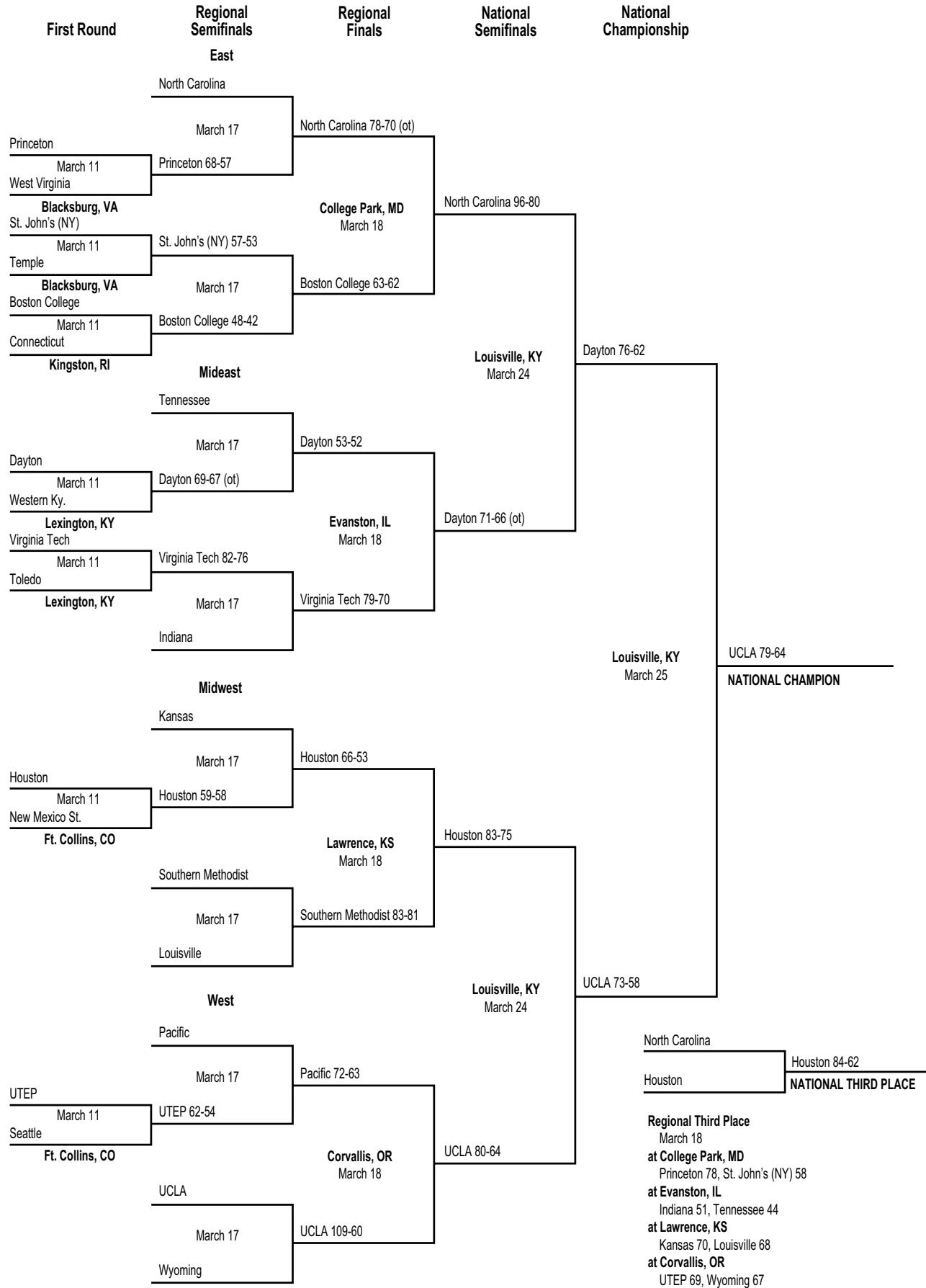
1965 Championship Bracket



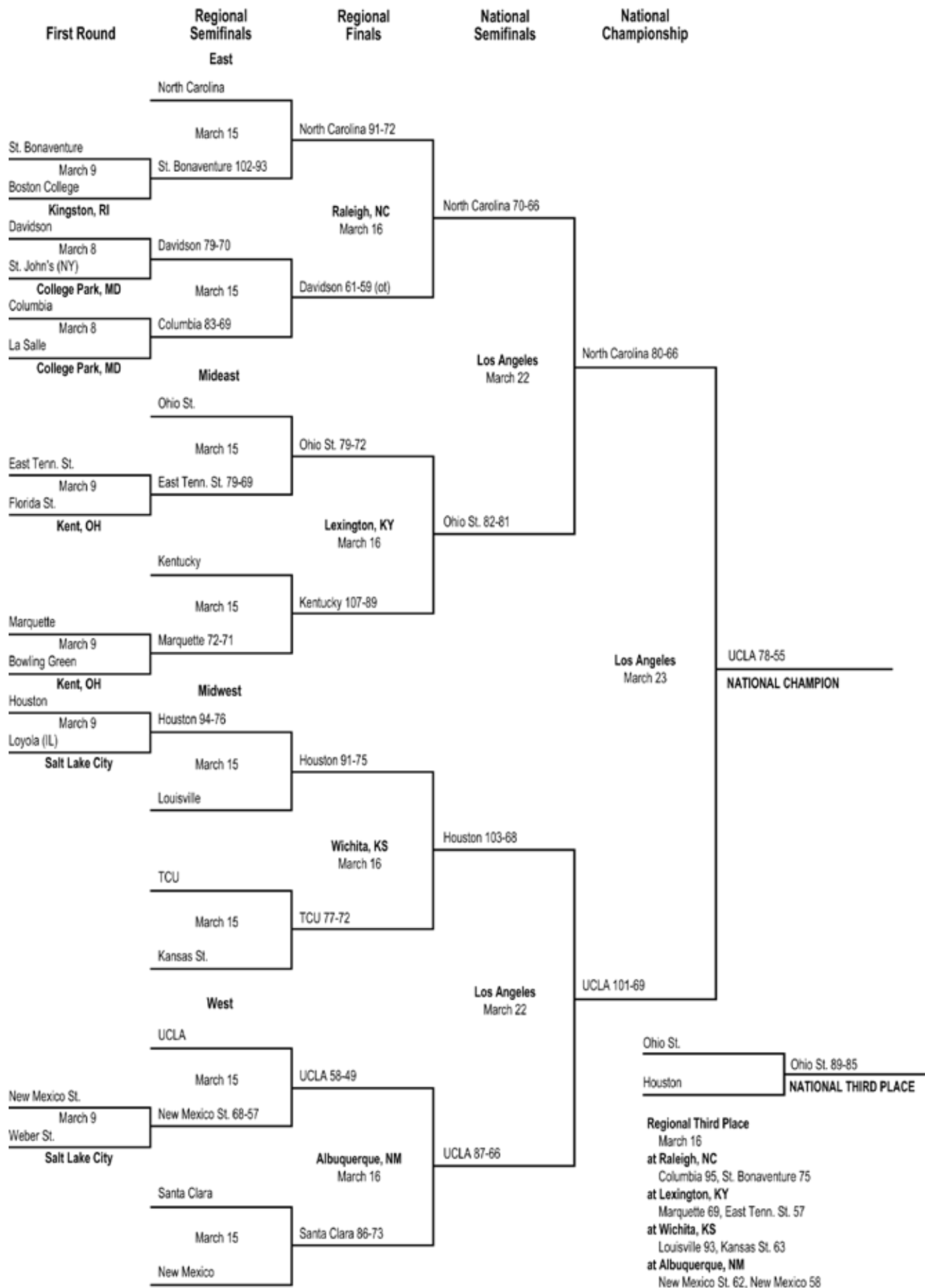
1966 Championship Bracket



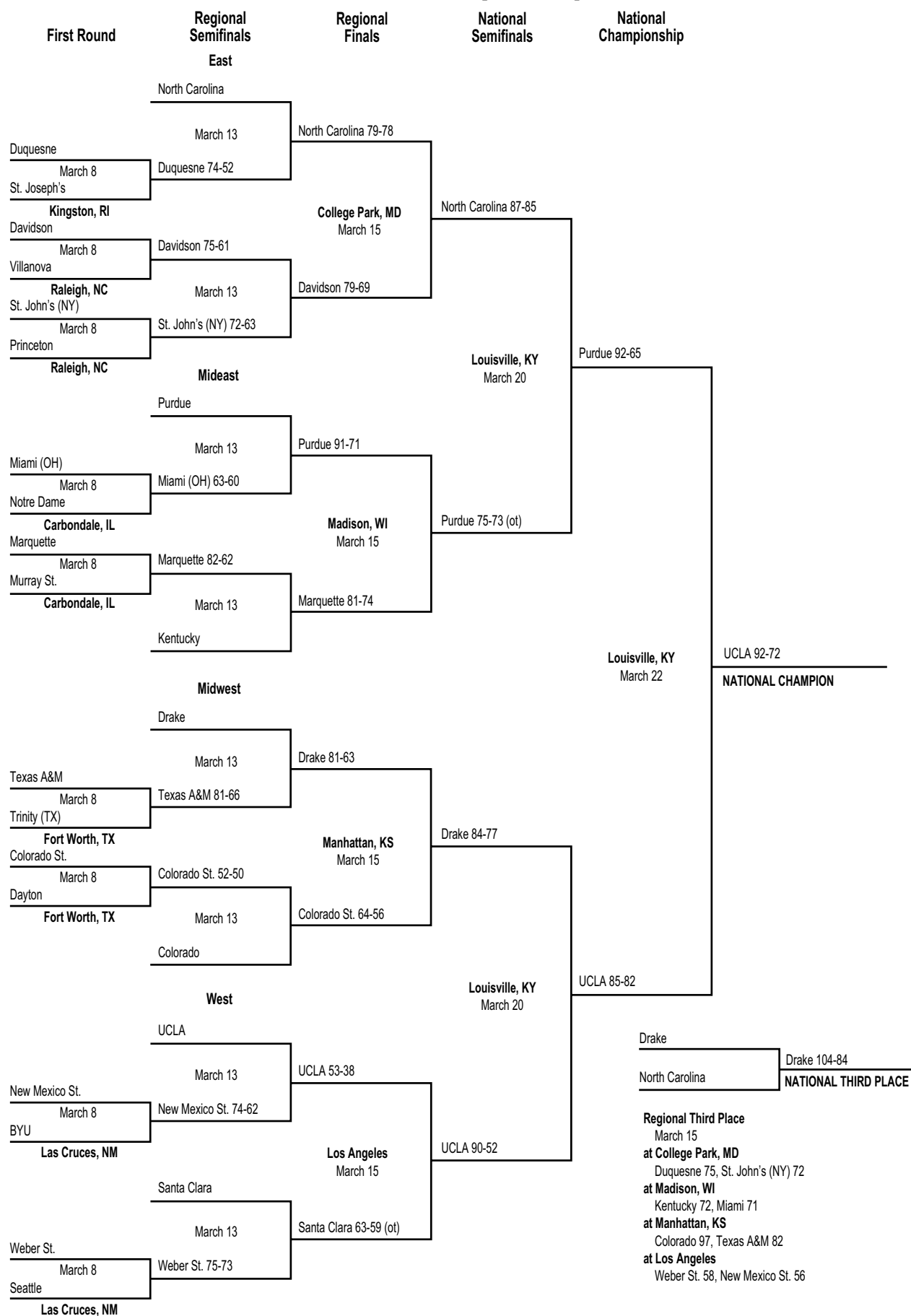
1967 Championship Bracket



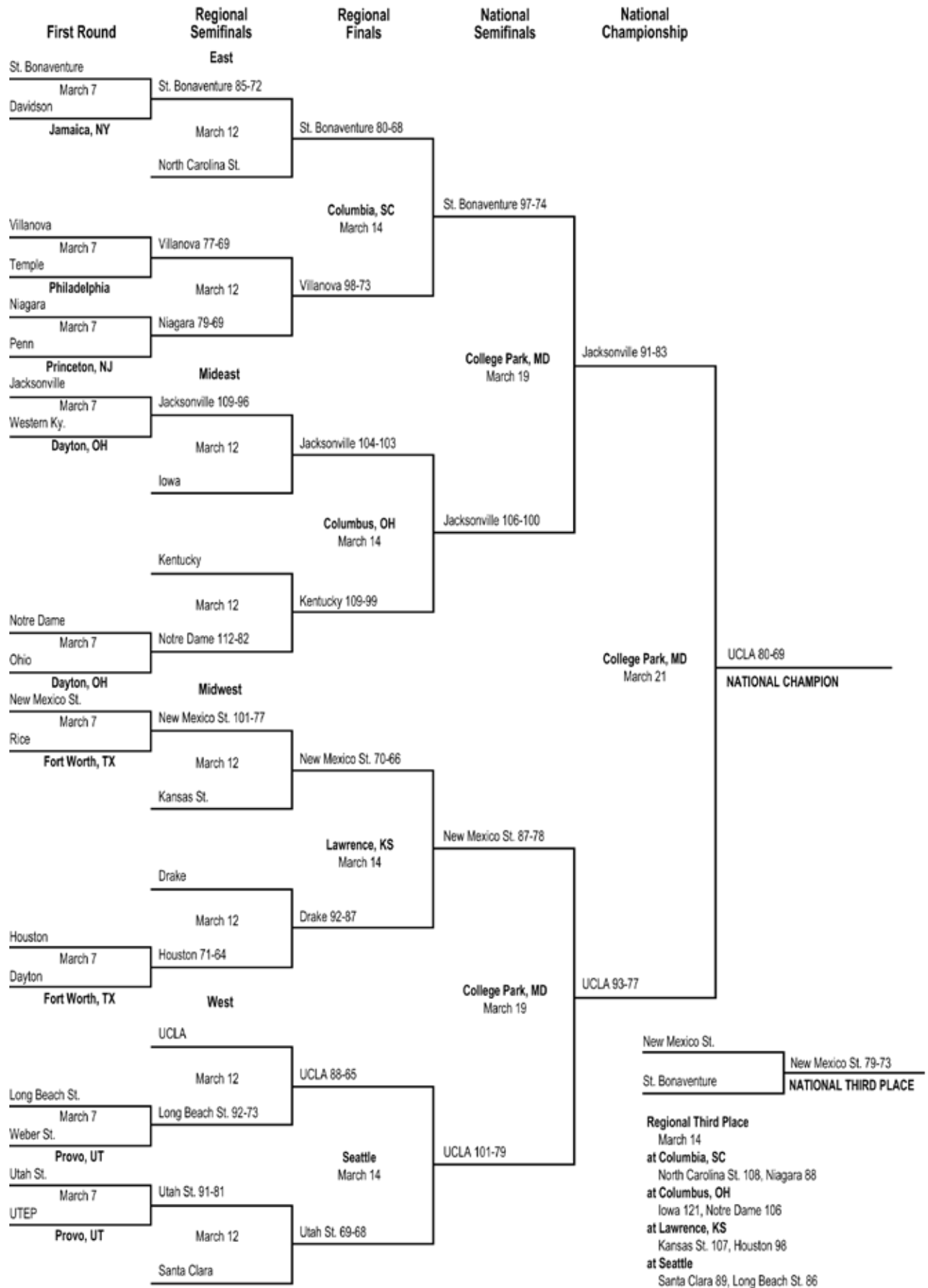
1968 Championship Bracket



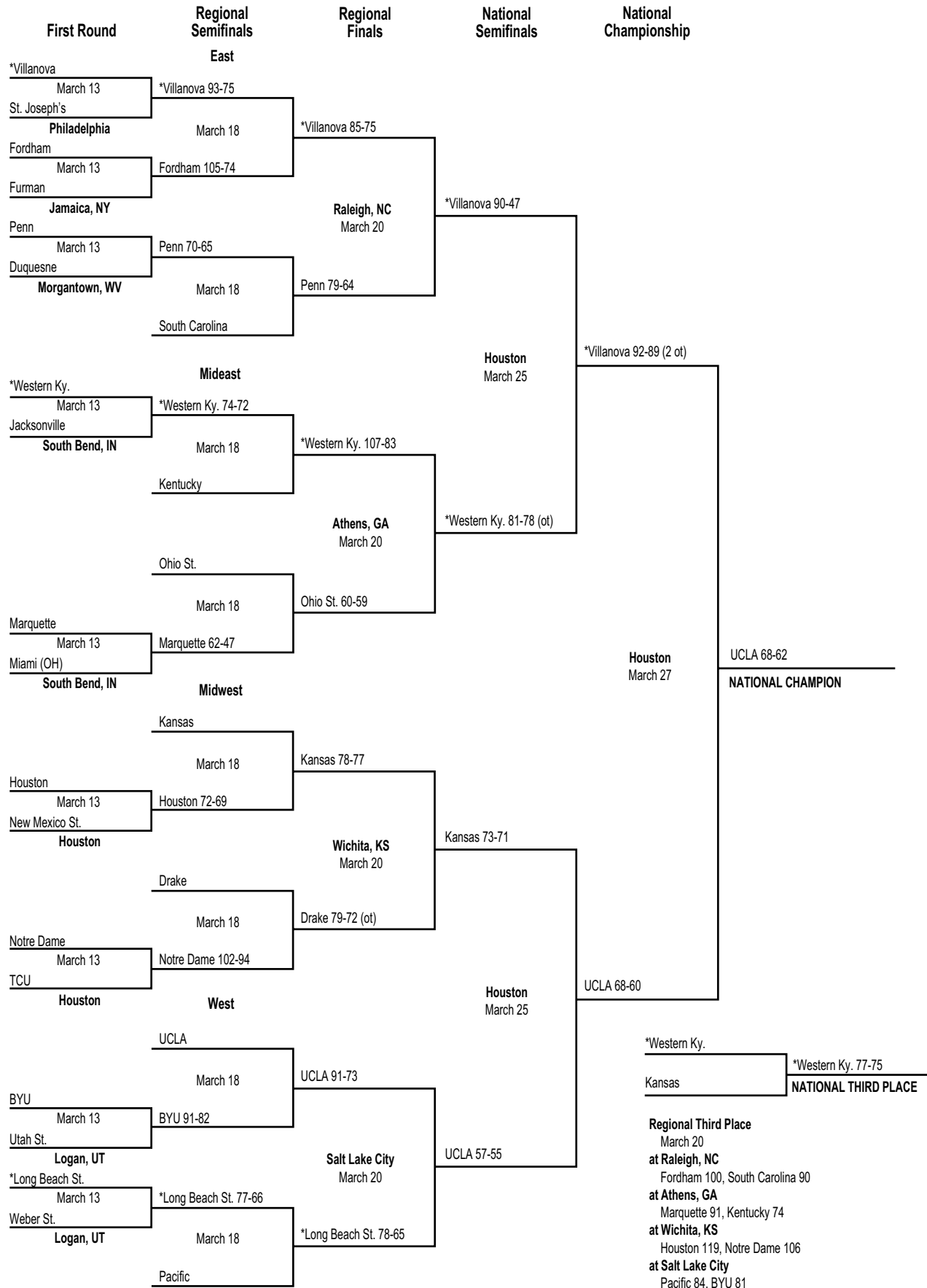
1969 Championship Bracket



1970 Championship Bracket

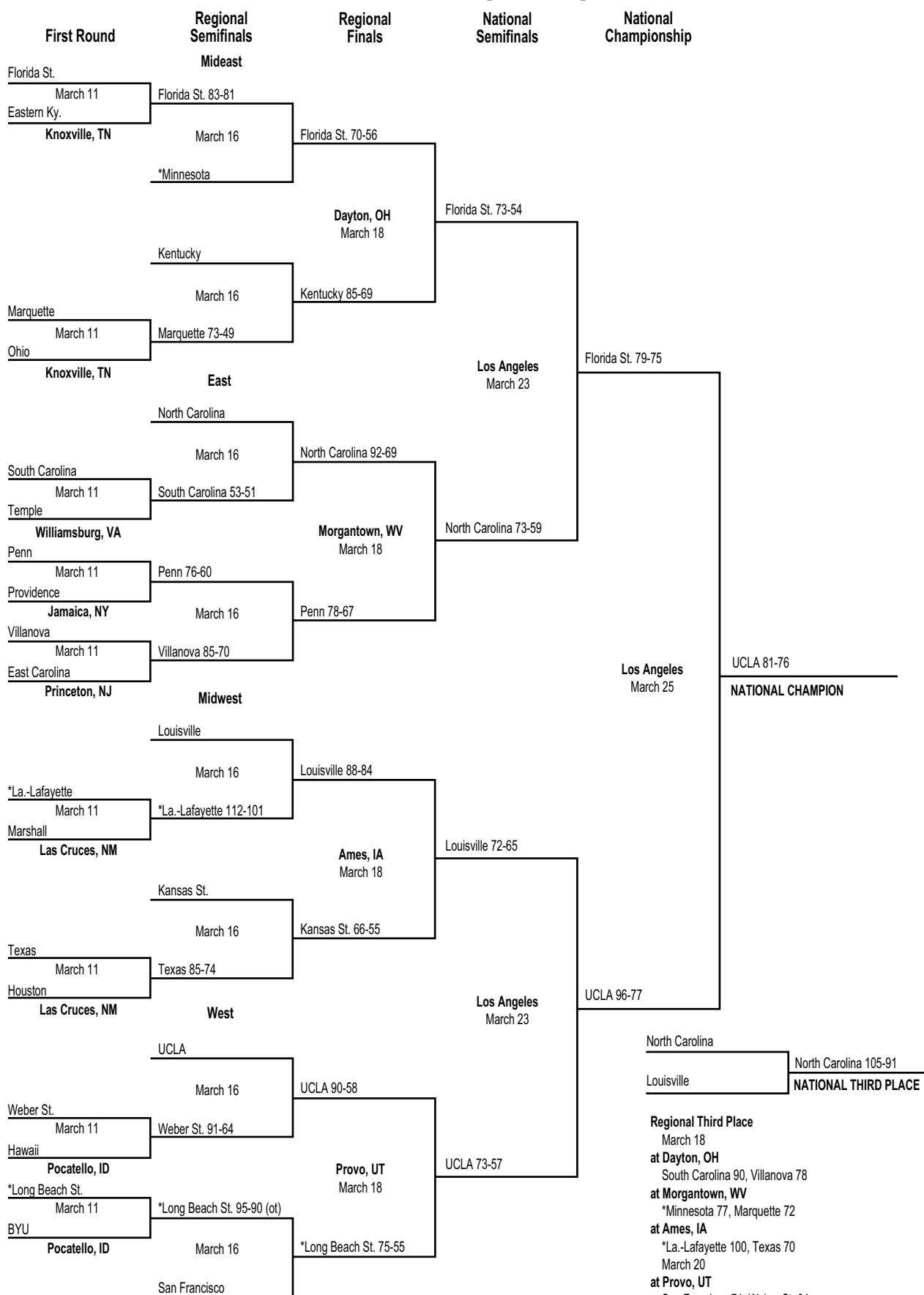


1971 Championship Bracket



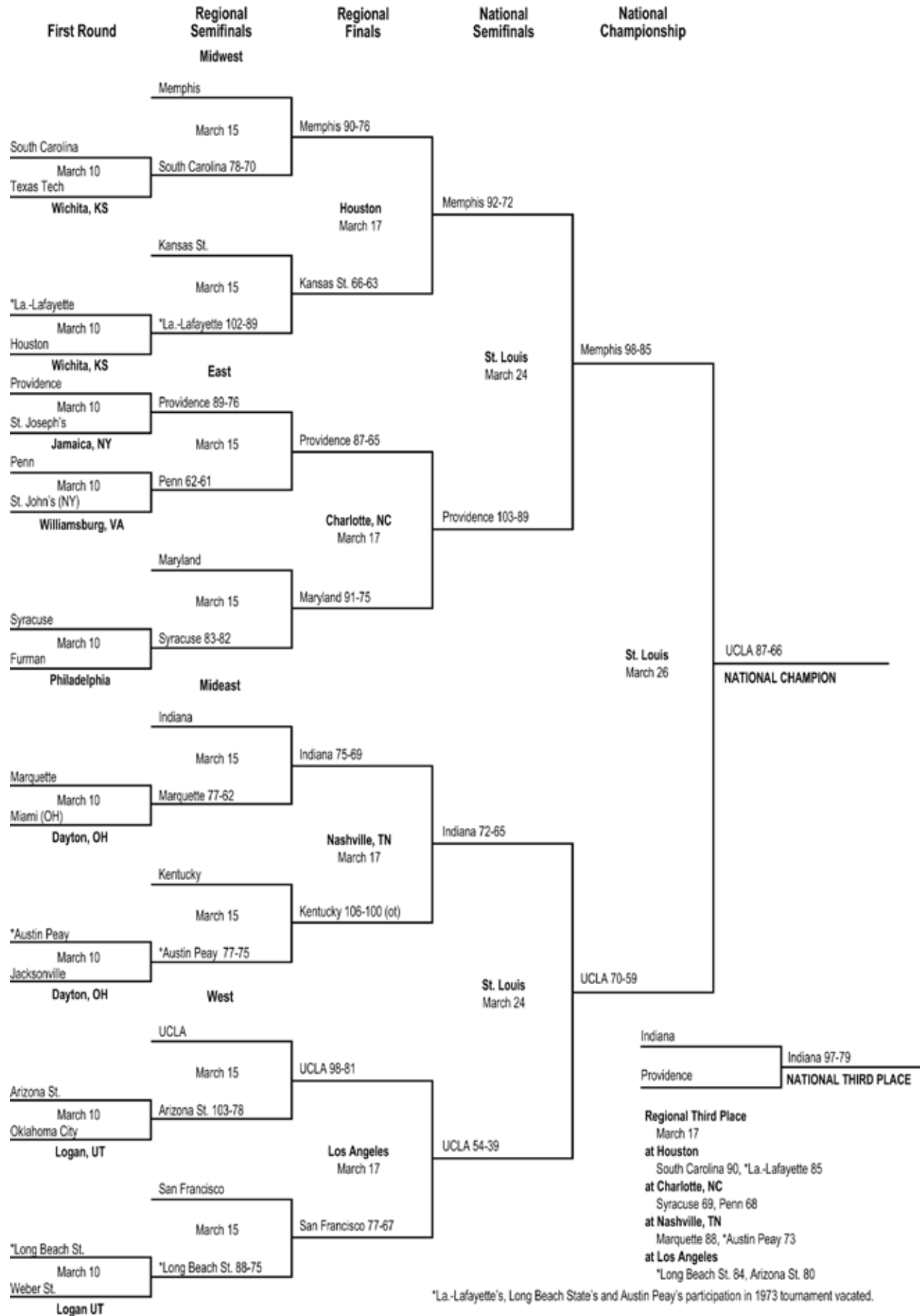
*Villanova's, Western Kentucky's and Long Beach State's participation in 1971 tournament vacated.

1972 Championship Bracket

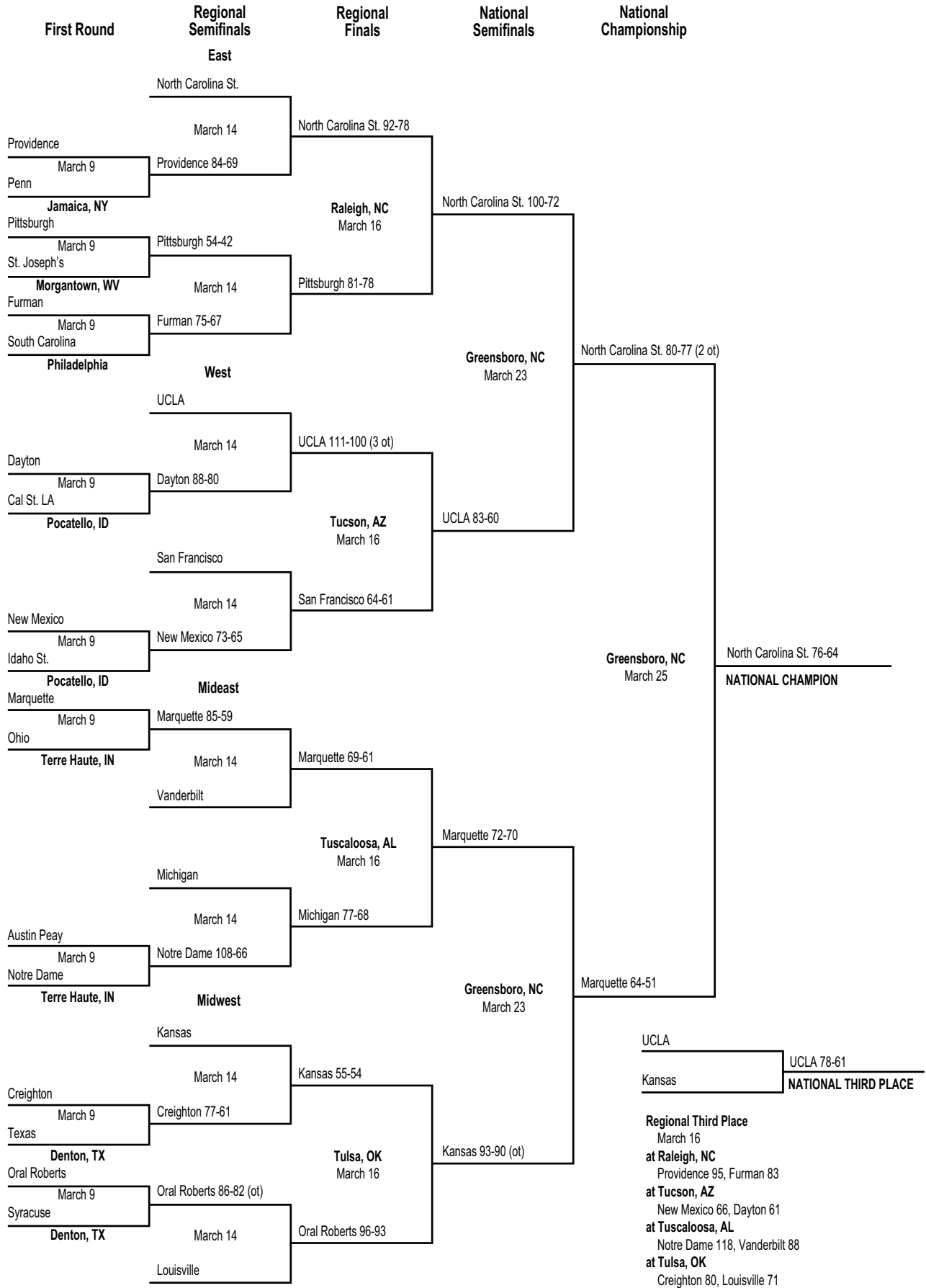


*La.-Lafayette's, Long Beach State's and Minnesota's participation in 1972 tournament vacated.

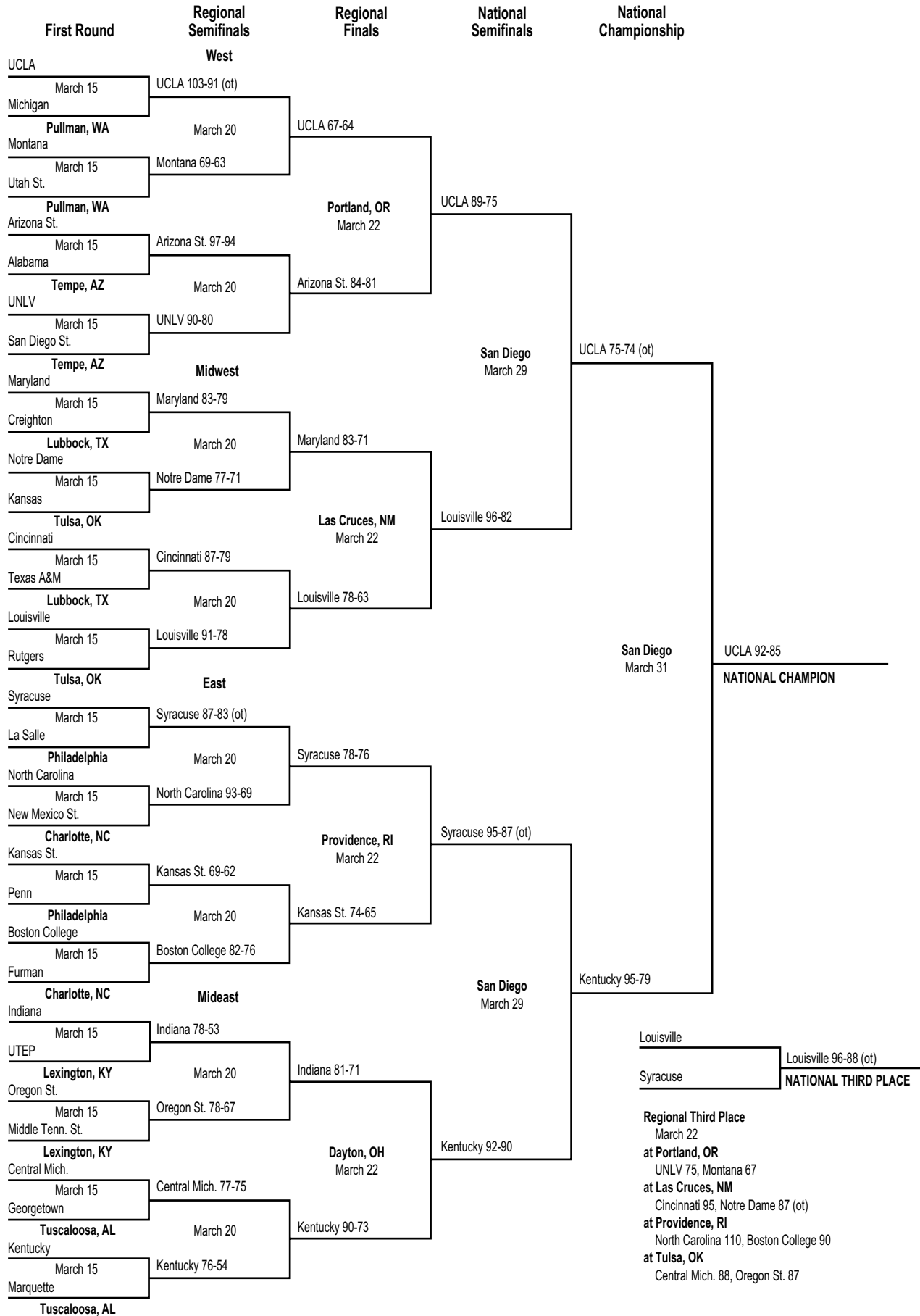
1973 Championship Bracket



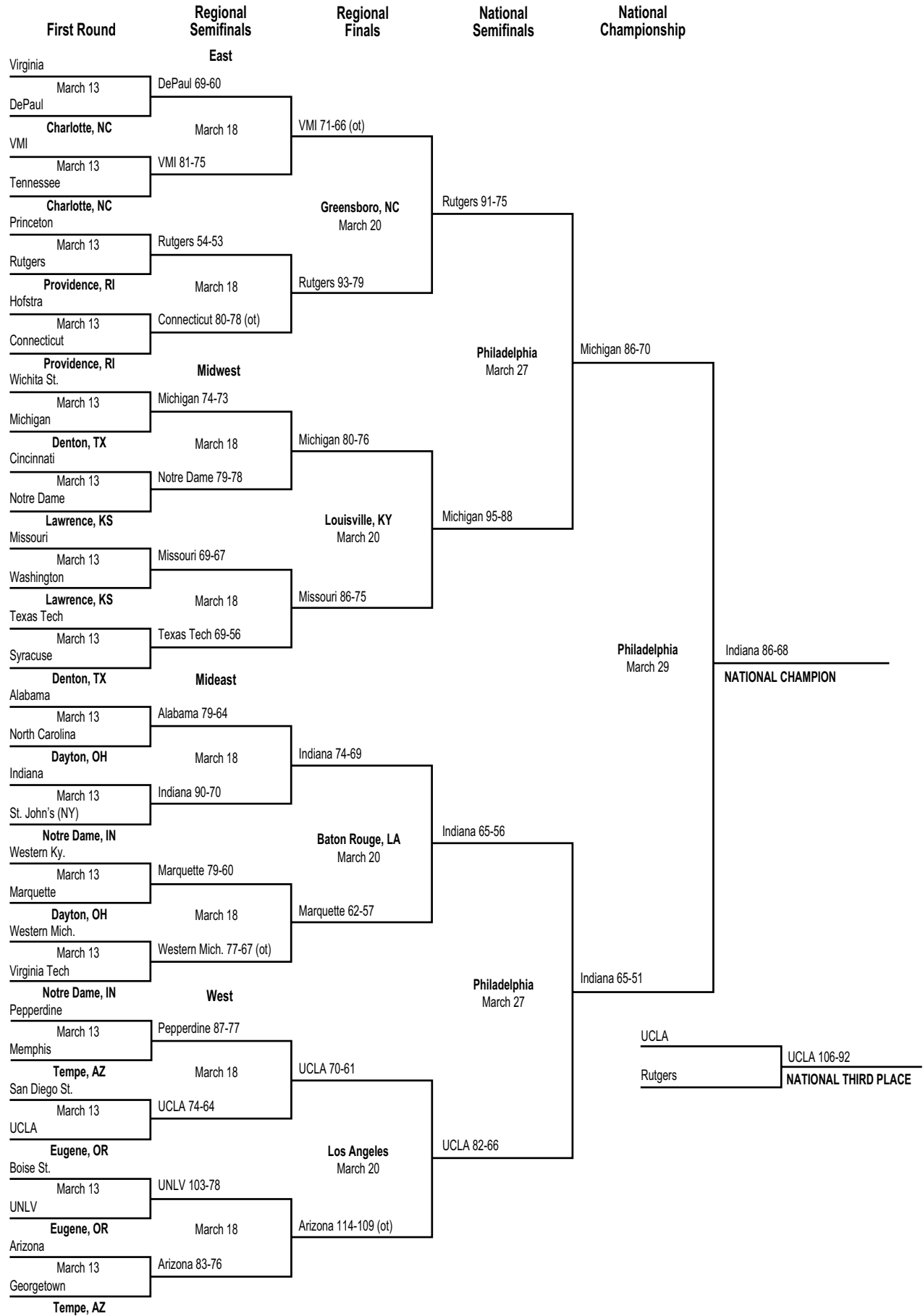
1974 Championship Bracket



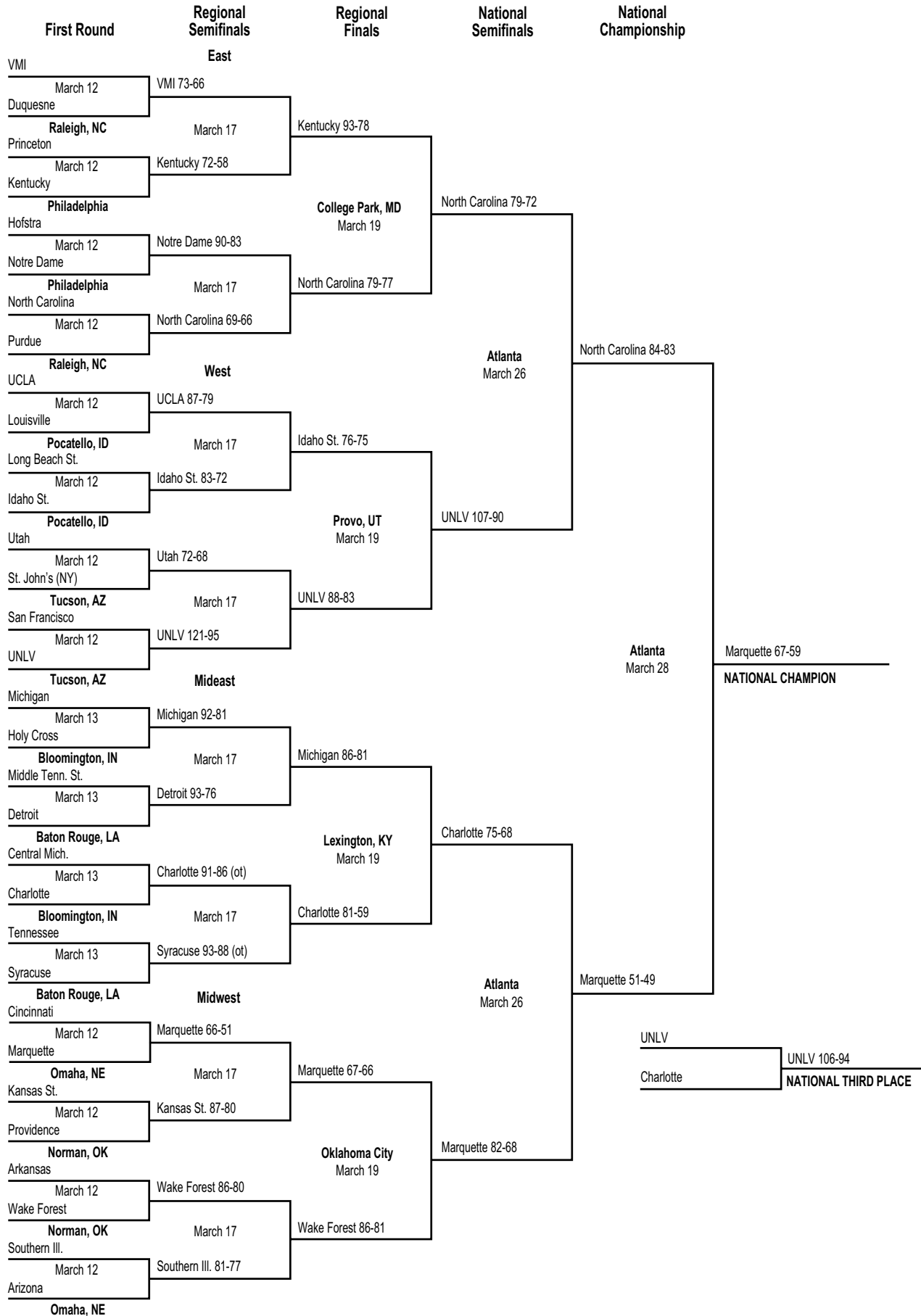
1975 Championship Bracket



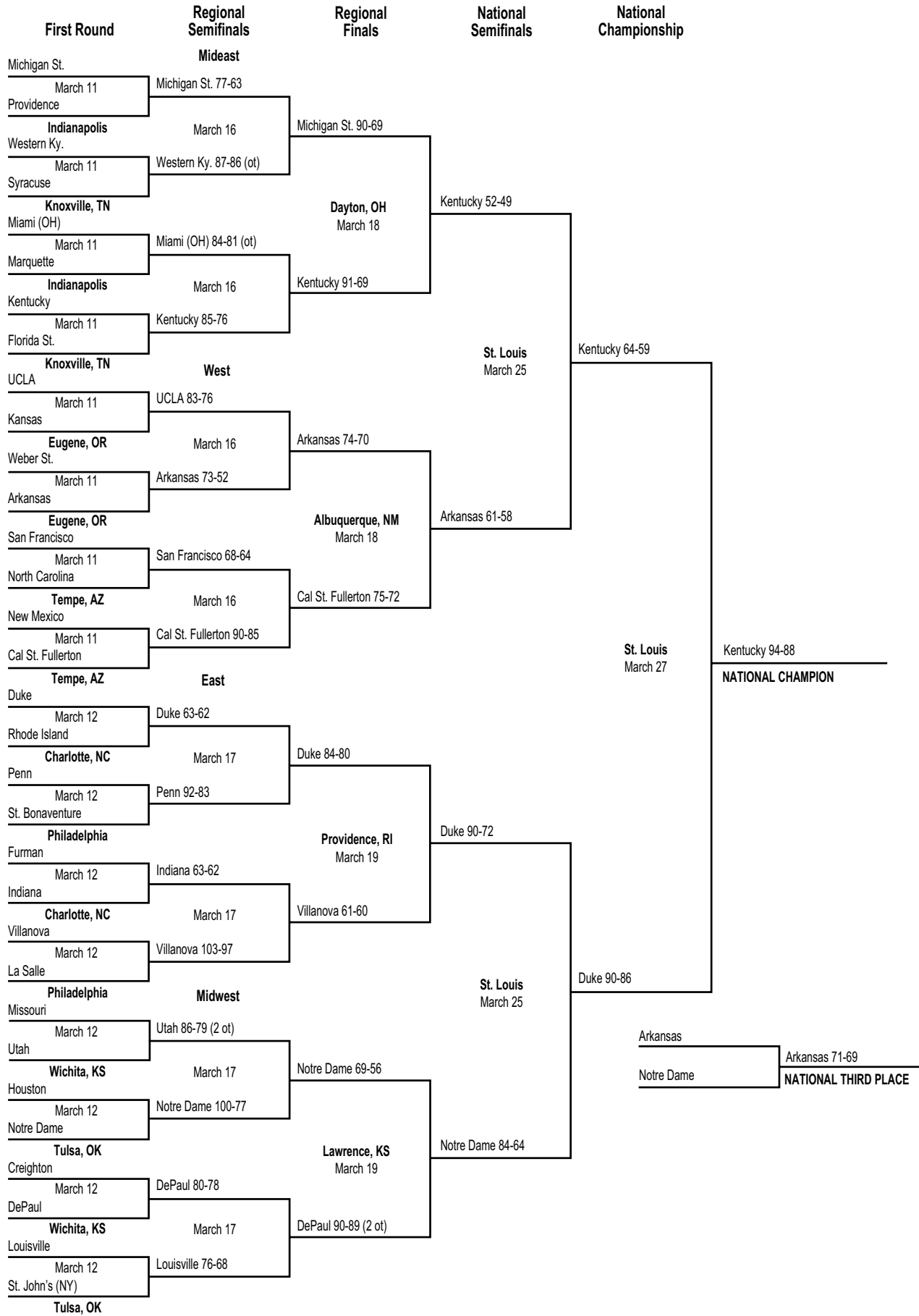
1976 Championship Bracket



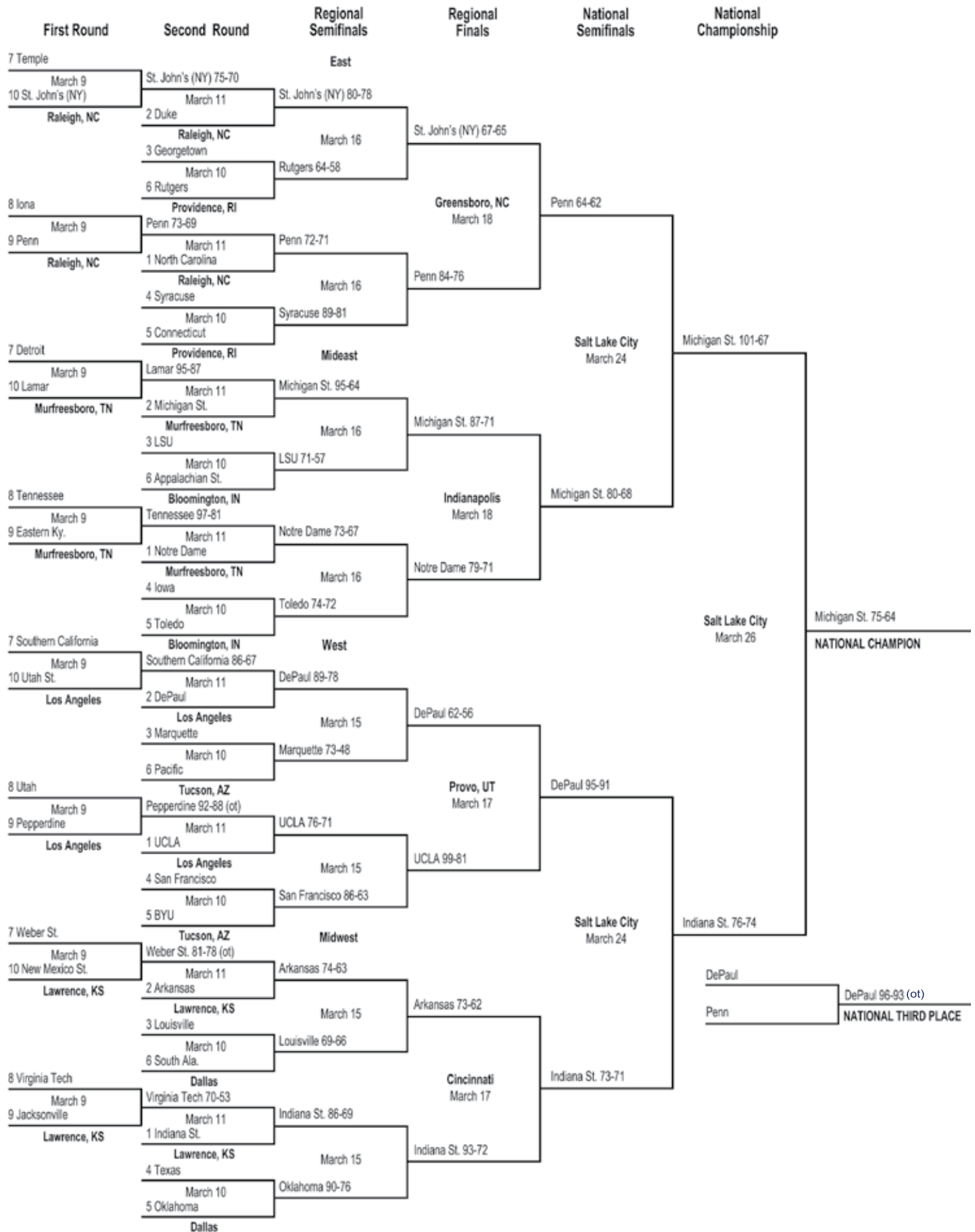
1977 Championship Bracket




1978 Championship Bracket



1979 Championship Bracket


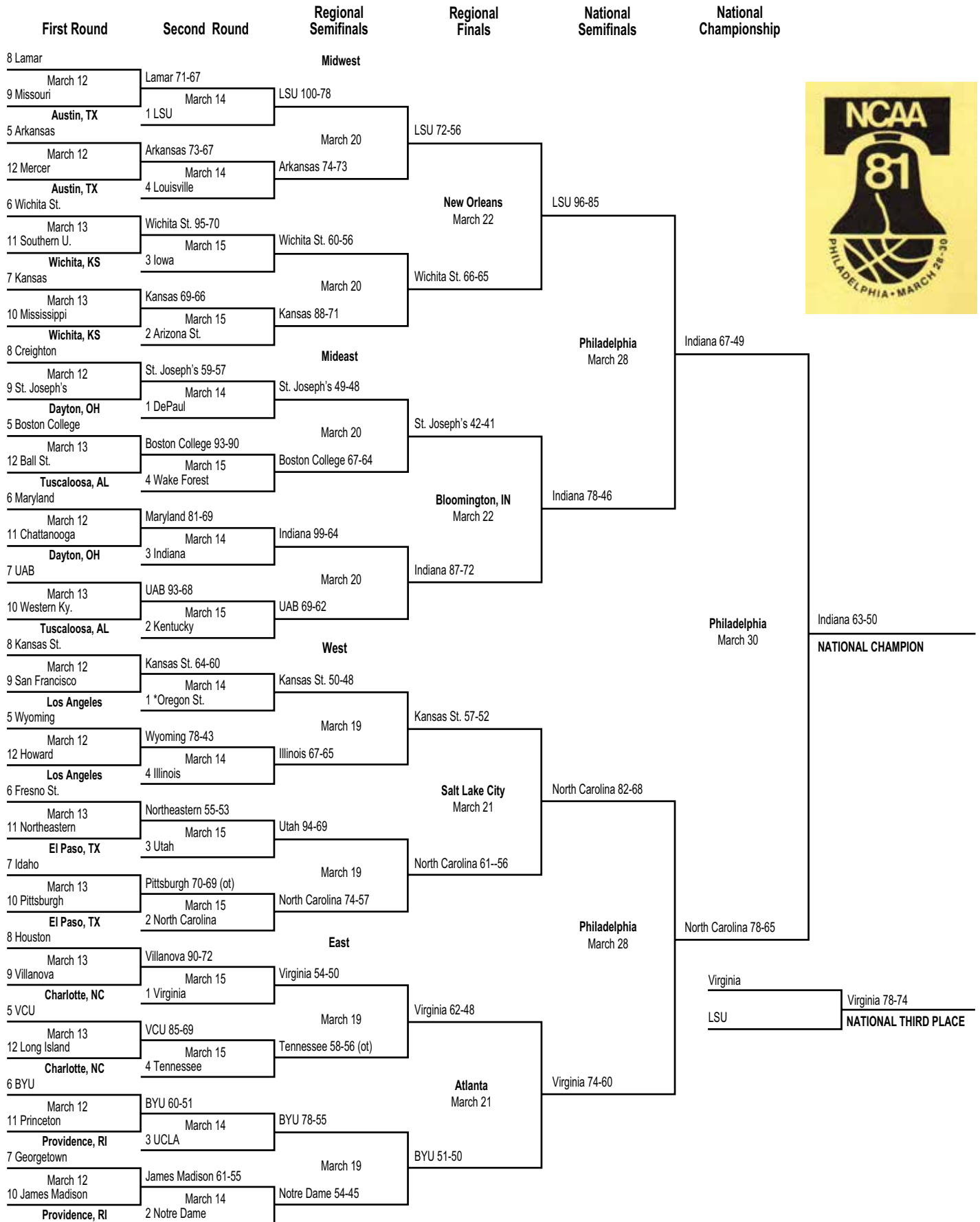


1980 Championship Bracket



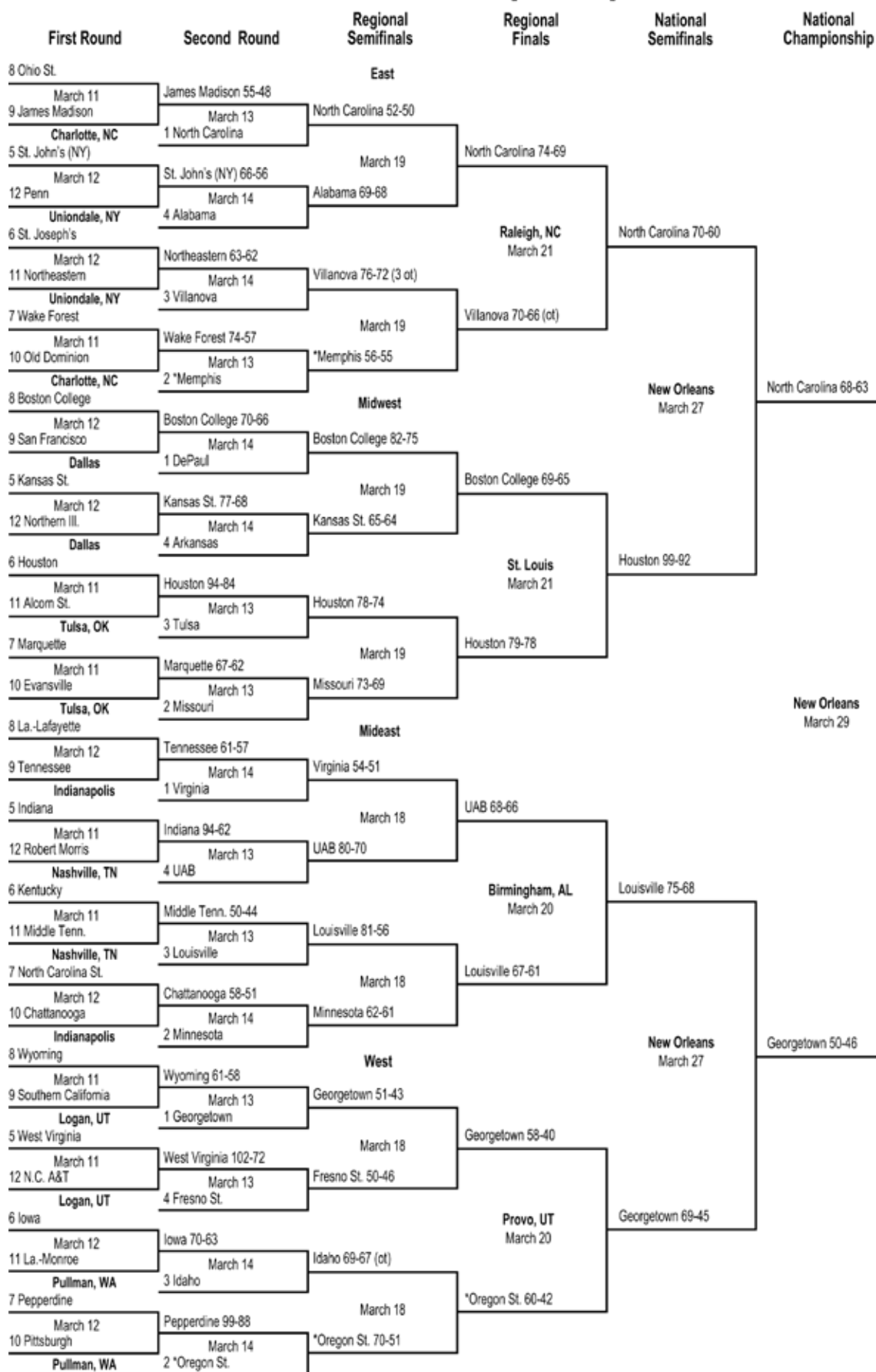
*Iona's, Loyola Marymount's, Oregon State's and UCLA's participation in 1980 tournament vacated.

1981 Championship Bracket



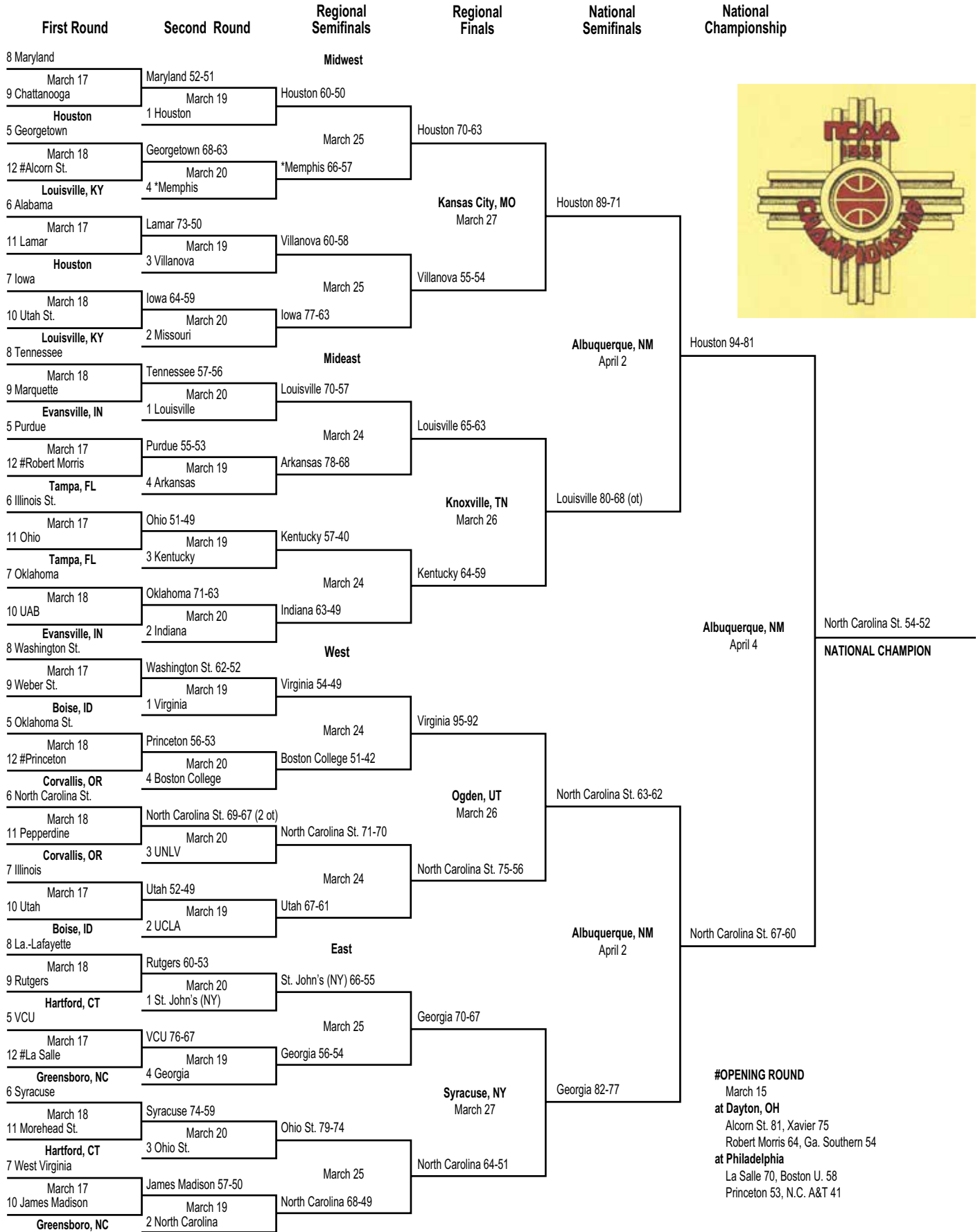
*Oregon State's participation in 1981 tournament vacated.

1982 Championship Bracket



*Oregon State's and Memphis' participation in 1982 tournament vacated.

1983 Championship Bracket

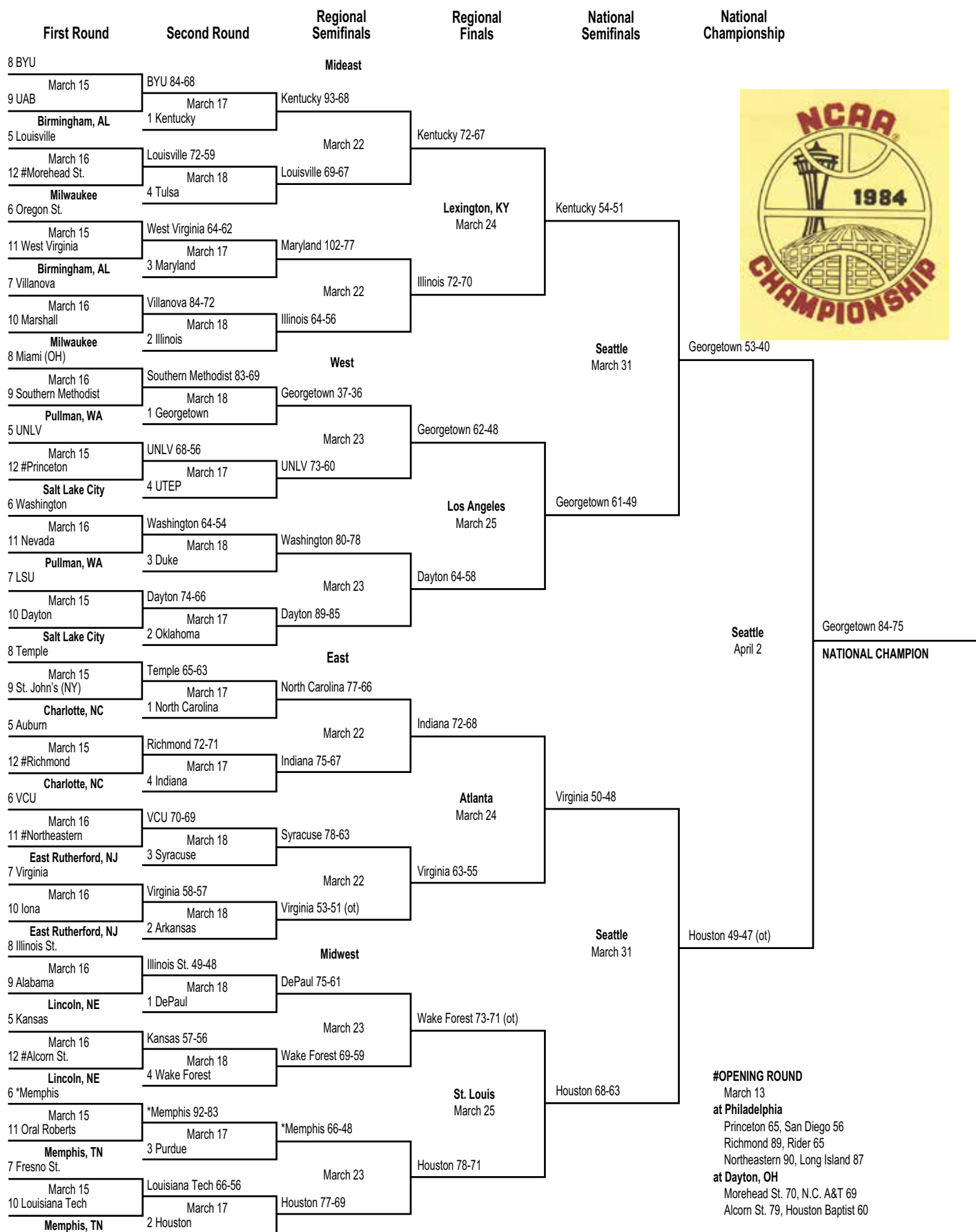


Albuquerque, NM
April 4
NATIONAL CHAMPION

#OPENING ROUND
March 15
at Dayton, OH
Alcorn St. 81, Xavier 75
Robert Morris 64, Ga. Southern 54
at Philadelphia
La Salle 70, Boston U. 58
Princeton 53, N.C. A&T 41

*Memphis' participation in 1983 tournament vacated.


1984 Championship Bracket



#OPENING ROUND
 March 13
at Philadelphia
 Princeton 65, San Diego 56
 Richmond 89, Rider 65
 Northeastern 90, Long Island 87
at Dayton, OH
 Morehead St. 70, N.C. A&T 69
 Alcorn St. 79, Houston Baptist 60


*Memphis' participation in 1984 tournament vacated.

1985 Championship Bracket




*Georgia's and Memphis' participation in 1985 tournament vacated.

1986 Championship Bracket



*DePaul's and Memphis' participation in 1986 tournament vacated.

1987 Championship Bracket



Indiana 97-93

New Orleans
March 28

Indiana 77-76


New Orleans
March 30

Indiana 74-73

NATIONAL CHAMPION

*Alabama's, DePaul's, Florida's, Marshall's and North Carolina State's participation in 1987 tournament vacated.

1988 Championship Bracket



NATIONAL CHAMPION


*DePaul's, Florida's, Kentucky's, Maryland's and North Carolina State's participation in 1988 tournament vacated.

1990 Championship Bracket




*Clemson's participation in 1990 tournament vacated.

1991 Championship Bracket




NATIONAL CHAMPION

1992 Championship Bracket



*New Mexico State's participation in 1992 tournament vacated.
Michigan's participation in 1992 Final Four vacated.

1993 Championship Bracket



North Carolina 77-71
NATIONAL CHAMPION

*Michigan's and New Mexico State's participation in 1993 tournament vacated.

1995 Championship Bracket



*Arizona State's and Minnesota's participation in 1995 tournament vacated.

1996 Championship Bracket



*California's, Connecticut's, Massachusetts', Michigan's, Purdue's and Texas Tech's participation in 1996 tournament vacated.

1997 Championship Bracket




*Minnesota's participation in 1997 tournament vacated.

1998 Championship Bracket




*Michigan's participation in 1998 tournament vacated.

1999 Championship Bracket



*Arizona's, Ohio State's and UCLA's participation in 1999 tournament vacated.

2000 Championship Bracket




2001 Championship Bracket




*Ohio State's participation in 2001 tournament vacated.

2002 Championship Bracket




2003 Championship Bracket




%Opening Round
 March 18 - Dayton, OH
 UNC Asheville 92 (OT)
 Texas Southern 84


2004 Championship Bracket




2006 Championship Bracket



2007 Championship Bracket




2008 Championship Bracket



**Arizona's, Memphis' and Southern California's participation in 2008 tournament vacated.*


2009 Championship Bracket



%Opening Round
 March 17 - Dayton, OH
 Morehead St. 58
 Alabama St. 43

Detroit April 6
 North Carolina 89-72
NATIONAL CHAMPION

2010 Championship Bracket




NATIONAL CHAMPION

%Opening Round
March 16 - Dayton, OH
Winthrop 44
*Ark.-Pine Bluff 61

*Ark.-Pine Bluff's participation in 2010 tournament vacated.


2011 Championship Bracket



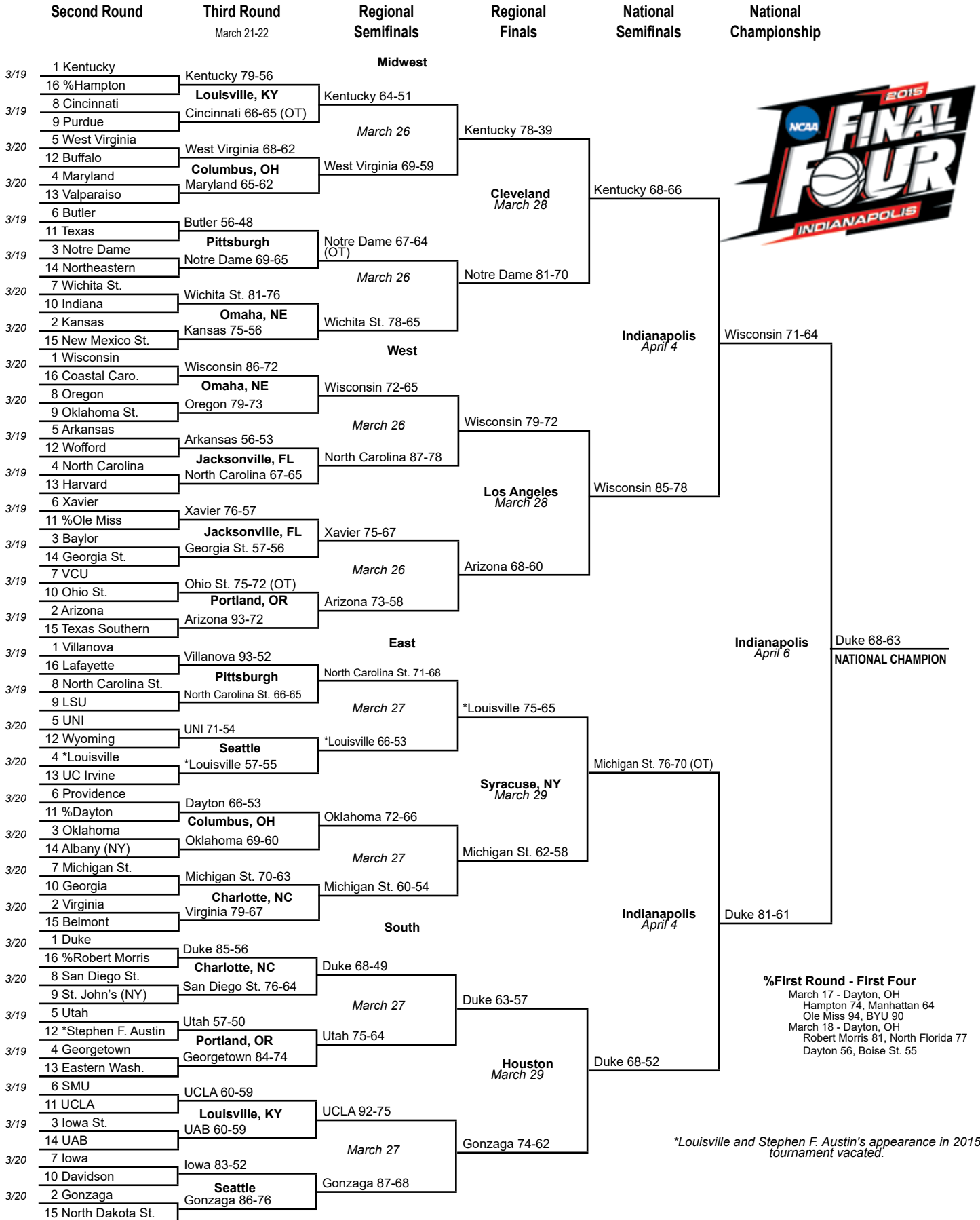
%First Round - First Four
 March 15 - Dayton, OH
 UNC Asheville 81, UALR 77 (OT)
 Clemson 70, UAB 52
 March 16 - Dayton, OH
 UTSA 70, Alabama St. 61
 VCU 59, Southern California 46

**Northern Colorado's appearance in 2011 tournament vacated.*


2012 Championship Bracket



2015 Championship Bracket



2016 Championship Bracket

	First Round	Second Round March 19-20	Regional Semifinals	Regional Finals	National Semifinals	National Championship
3/17	1 Kansas	Kansas 105-79	South	Kansas 73-61	Kansas 79-63	
3/17	16 Austin Peay	Des Moines, IA UConn 74-67				
3/17	8 Colorado		March 24	Louisville, KY March 26	Villanova 64-59	
3/18	9 UConn					
3/18	5 Maryland	Maryland 79-74	Maryland 73-60	Villanova 92-69	Houston April 2	
3/18	12 South Dakota St.	Spokane, WA Hawaii 77-66				
3/17	6 Arizona	Wichita St. 65-55	Miami (FL) 65-57	Villanova 92-69	Houston April 2	
3/17	11 %Wichita St.	Providence, RI Miami (FL) 79-72				
3/17	3 Miami (FL)		March 24	Anaheim, CA March 26	Oklahoma 80-68	
3/18	14 Buffalo					
3/18	7 Iowa	Iowa 72-70 (OT)	Villanova 87-68	Oklahoma 77-63	Houston April 2	
3/18	10 Temple	Brooklyn, NY Villanova 86-56				
3/18	2 Villanova		West	Oregon 82-68	Houston April 4	
3/18	15 UNC Asheville					
3/18	1 Oregon	Oregon 91-52	Oregon 69-64	Oklahoma 85-81	Houston April 4	
3/18	16 %Holy Cross	Spokane, WA Saint Joseph's 78-76				
3/18	8 Saint Joseph's		March 24	Philadelphia March 27	North Carolina 88-74	
3/17	9 Cincinnati					
3/17	5 Baylor	Yale 79-75	Duke 71-64	Notre Dame 61-56	Houston April 2	
3/17	12 Yale	Providence, RI Duke 93-85				
3/17	4 Duke		March 24	Chicago March 27	Syracuse 68-62	
3/18	13 UNCW					
3/18	6 Texas	UNI 75-72	Texas A&M 92-88 (2OT)	Syracuse 63-60	Houston April 2	
3/18	11 UNI	Oklahoma City Texas A&M 92-65				
3/18	3 Texas A&M		March 24	Philadelphia March 27	Houston April 2	
3/18	14 Green Bay					
3/18	7 Oregon St.	VCU 75-67	Oklahoma 85-81	North Carolina 83-66	Houston April 2	
3/18	10 VCU	Oklahoma City Oklahoma 82-68				
3/18	2 Oklahoma		East	North Carolina 101-86	Houston April 2	
3/18	15 CSU Bakersfield					
3/17	1 North Carolina	North Carolina 83-67	North Carolina 85-66	North Carolina 88-74	Houston April 2	
3/17	16 %FGCU	Raleigh, NC Providence 70-69				
3/17	8 Southern California		March 25	Philadelphia March 27	Houston April 2	
3/17	9 Providence					
3/17	5 Indiana	Indiana 99-74	Indiana 73-67	Notre Dame 61-56	Houston April 2	
3/17	12 Chattanooga	Des Moines, IA Kentucky 85-57				
3/17	4 Kentucky		March 25	Chicago March 27	Houston April 2	
3/18	13 Stony Brook					
3/18	6 Notre Dame	Notre Dame 70-63	Notre Dame 76-75	North Carolina 83-66	Houston April 2	
3/18	11 %Michigan	Brooklyn, NY *SFA 70-56				
3/18	3 West Virginia		March 25	Chicago March 27	Houston April 2	
3/18	14 *SFA					
3/18	7 Wisconsin	Wisconsin 47-43	Wisconsin 66-63	Syracuse 63-60	Houston April 2	
3/18	10 Pittsburgh	St. Louis Xavier 71-53				
3/18	2 Xavier		Midwest	Syracuse 63-60	Houston April 2	
3/18	15 Weber St.					
3/17	1 Virginia	Virginia 81-45	Virginia 77-69	Virginia 84-71	Houston April 2	
3/17	16 Hampton	Raleigh, NC Butler 71-61				
3/17	8 Texas Tech		March 25	Chicago March 27	Houston April 2	
3/17	9 Butler					
3/17	5 Purdue	Little Rock 85-83 (2OT)	Iowa St. 78-61	Syracuse 63-60	Houston April 2	
3/17	12 Little Rock	Denver Iowa St. 94-81				
3/17	4 Iowa St.		March 25	Chicago March 27	Houston April 2	
3/17	13 Iona					
3/17	6 Seton Hall	Gonzaga 68-52	Gonzaga 82-59	Syracuse 63-60	Houston April 2	
3/17	11 Gonzaga	Denver Utah 80-69				
3/17	3 Utah		March 25	Chicago March 27	Houston April 2	
3/18	14 Fresno St.					
3/18	7 Dayton	Syracuse 70-51	Syracuse 75-50	Syracuse 63-60	Houston April 2	
3/18	10 Syracuse	St. Louis Middle Tenn. 90-81				
3/18	2 Michigan St.		March 25	Chicago March 27	Houston April 2	
3/18	15 Middle Tenn.					




Villanova 95-51

Villanova 77-74
NATIONAL CHAMPION

%First Four
 March 15 - Dayton, OH
 FGCU 96, Fairleigh Dickinson 65
 Wichita St. 70, Vanderbilt 50
 March 16 - Dayton, OH
 Holy Cross 59, Southern U. 55
 Michigan 67, Tulsa 62

*SFA's appearance in 2016 tournament vacated.

2017 Championship Bracket



Gonzaga 77-73

Phoenix
April 1

Phoenix
April 3


North Carolina 71-65
NATIONAL CHAMPION

%First Four


- March 14 - Dayton, OH
Kansas St. 95, Wake Forest 88
Mount St. Mary's 67, New Orleans
- 66
- March 15 - Dayton, OH
UC Davis 67, N.C. Central 63
Southern California 75, Providence 71

*Arizona's appearance in 2017 tournament vacated.

2018 Championship Bracket



2019 Championship Bracket




%First Four
 March 19 - Dayton, OH
 Fairleigh Dickinson 82, Prairie View 76
 Belmont 81, Temple 70
 March 20 - Dayton, OH
 North Dakota St. 78, N.C. Central 74
 Arizona St. 74, St. John's (NY) 65

^2020 Championship Bracket



^Championship canceled due to COVID-19 pandemic.

2021 Championship Bracket



^Advanced via the NCAA no-contest policy due to COVID-19 protocols.


2022 Championship Bracket



%First Four
 March 15 - Dayton, OH
 Texas Southern 76, A&M-Corpus Christi 67
 Indiana 66, Wyoming 58
 March 16 - Dayton, OH
 Wright St. 93, Bryant 82
 Notre Dame 89, Rutgers 87 (2OT)

Kansas 72-69
NATIONAL CHAMPION


2023 Championship Bracket




Houston
April 3
UConn 76-59
NATIONAL CHAMPION

%First Four
 March 14 - Dayton, OH
 A&M-Corpus Christi 75, Southeast Mo. St. 71
 Pittsburgh 60, Mississippi St. 59
 March 15 - Dayton, OH
 FDU 84, Texas Southern 61
 Arizona St. 98, Nevada 73

2024 Championship Bracket



2025 Championship Bracket



First Four
March 18 and 19
Dayton, OH

First and Second Rounds
March 20 and 22
Lexington, KY; Providence, RI
Seattle, Wichita, KS

March 21 and 23
Cleveland; Denver
Milwaukee; Raleigh, NC

Regionals
March 27 and 29
Newark, NJ; San Francisco
March 28 and 30
Atlanta; Indianapolis

**T H E
R O A D
E N D S**

2 0 H E R E[®] 2 5

S A N A N T O N I O

