


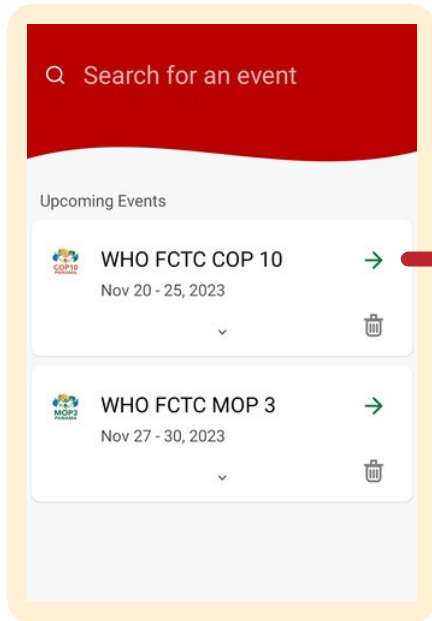


FCTC

WHO FRAMEWORK CONVENTION
ON TOBACCO CONTROL

SECRETARIAT

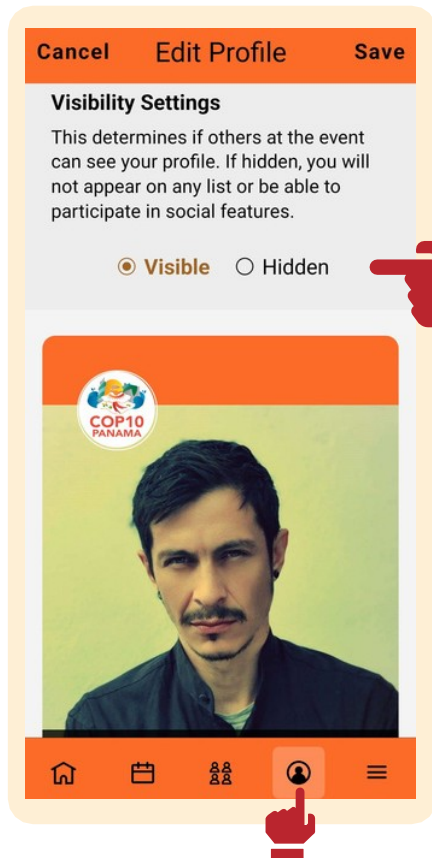
TOGETHER,
PROMOTING
HEALTHIER LIFE



WHO FCTC APP

YOUR MOBILE COMPANION FOR THE COP10

- Access the documents
- Stay informed on updates
- Find practical information
- Manage your schedule



UPDATE YOUR PROFILE

In the profile section > settings, you may **add a picture** and modify the way you want to present yourself in the attendee list

You can also **turn off/on your profile visibility** to pull out your name from the list of attendees

Access past announcements

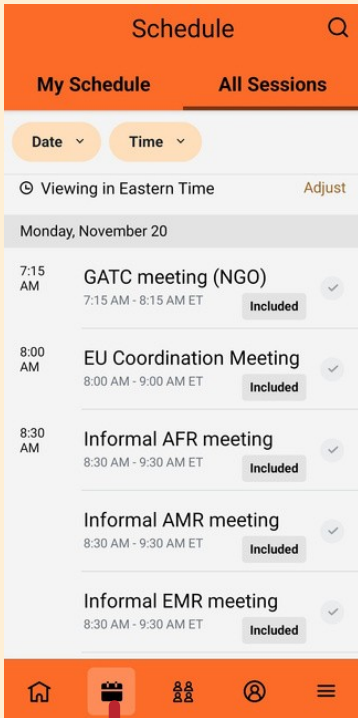
The app is available to the registered participants only

Install it now on your mobile device – [iPhone](#) or [Android](#) – or use it from your [preferred browser](#)


Using the email address provided during registration.

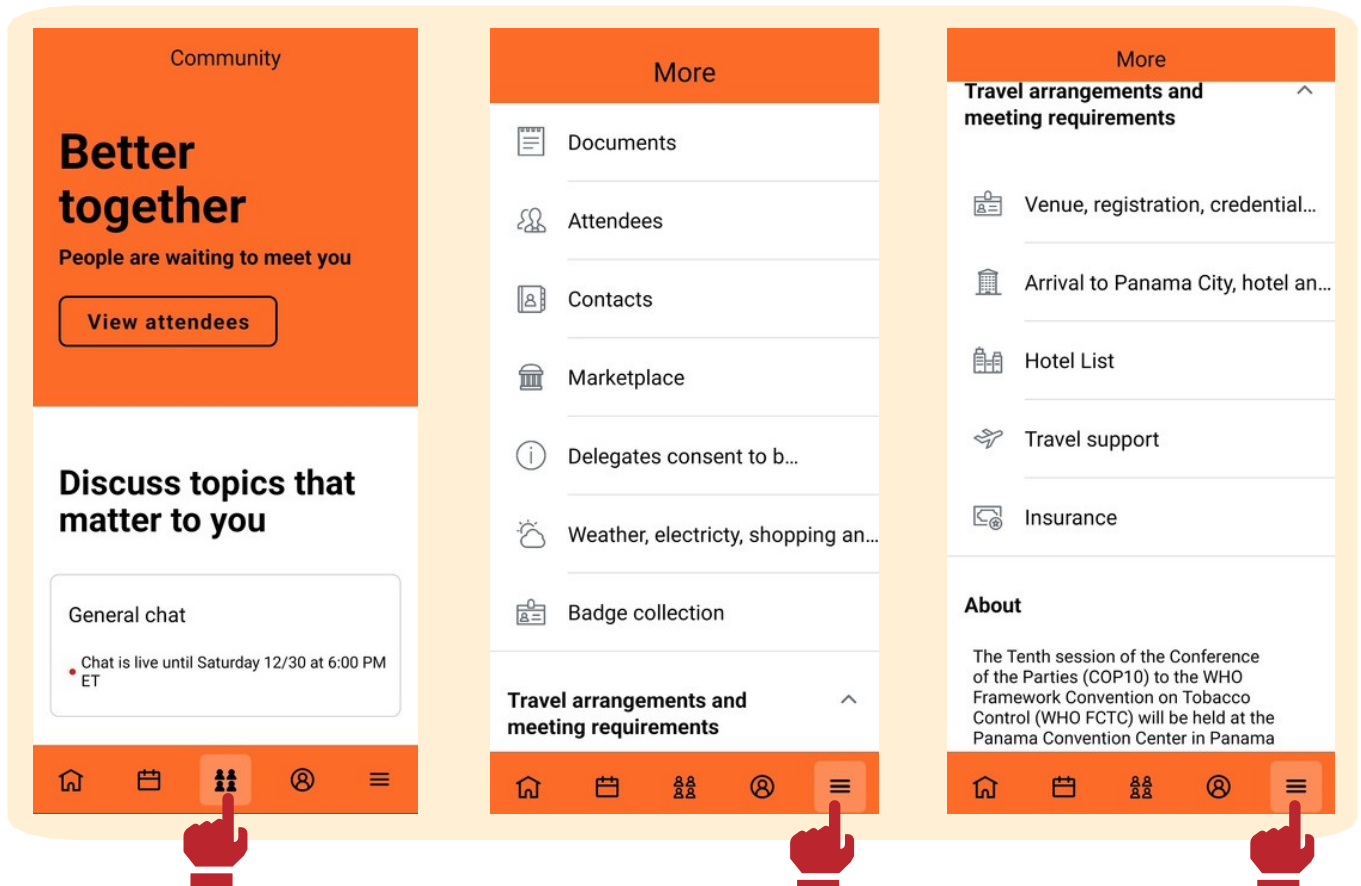
USE YOUR SCHEDULE

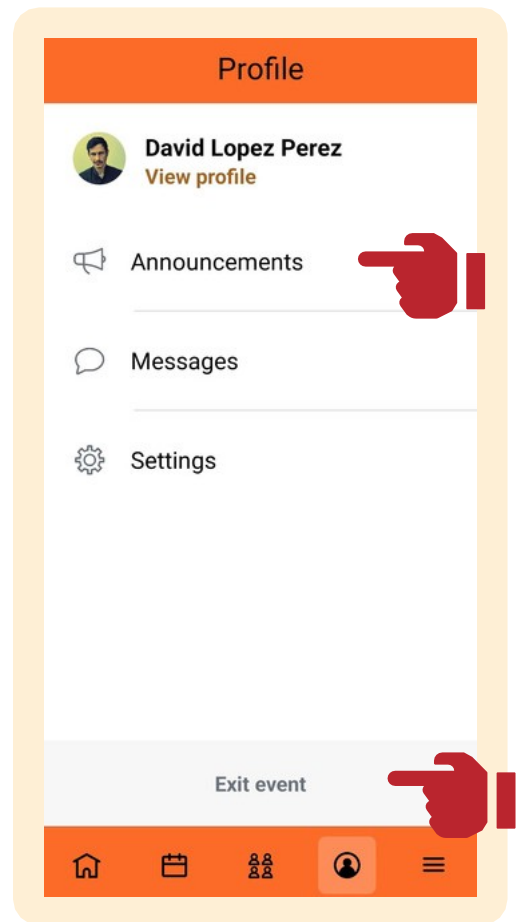
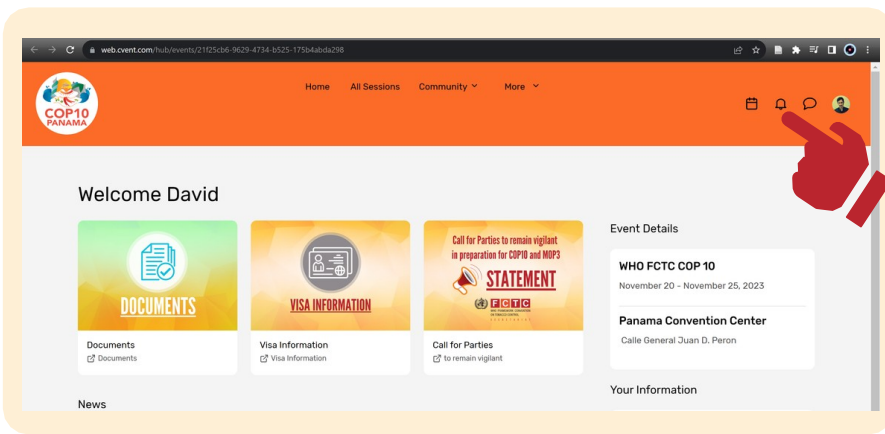
- Find the Schedule for all main sessions, side events and regional meetings in the **"all sessions"** tab
- Access the sessions locations and display them in the floor map
- Add the sessions you are attending to **"my Schedule"** to get organized



EXPLORE THE MENU FOR EVEN MORE EVENT CONTENT AND FEATURES

Tap the more  icon to display more tabs, and explore the menu for content and information.





TIPS FOR STAYING INFORMED!

To receive instant updates, activate push notifications on your **WHO FCTC APP**.

Find important updates and information in the notifications section, at the top right corner of the web app or in the mobile app in the section profile > announcements.

Access the updates feed through Notifications > Announcements.

HOW TO SWITCH BETWEEN EVENTS

In the profile section > **exit event**
This will take you to the event choosing screen

For any question regarding the app, please contact

fctcappsupport@who.int

Or go to the app booth on site

